

THE PANAMA CANAL RECORD

VOLUME 27

Gift of the Panama Canal Museum

1911


99-1-926(c1)

W79.5:v.27

UNIV. OF FL. LIB.

JUL 17 2007

DOCUMENTS DEPT



Digitized by the Internet Archive
in 2010 with funding from
Lyrasis Members and Sloan Foundation



THE PANAMA CANAL RECORD

PUBLISHED MONTHLY UNDER
THE AUTHORITY AND SUPER-
VISION OF THE PANAMA CANAL

AUGUST 15, 1933 TO JULY 15, 1934

VOLUME XXVII

WITH INDEX

THE PANAMA CANAL
BALBOA HEIGHTS, CANAL ZONE
1934

THE PANAMA CANAL PRESS
MOUNT HOPE, CANAL ZONE
1934

For additional copies of this publication address The Panama Canal, Washington, D. C., or Balboa Heights, Canal Zone. Price of bound volumes, \$1.00; for foreign postal delivery, \$1.50. Price of current subscription, \$0.50 a year, foreign \$1.00.

THE PANAMA CANAL RECORD

OFFICIAL PUBLICATION OF THE PANAMA CANAL.

PUBLISHED MONTHLY.

Subscription rates, domestic, \$0.50 per year; foreign, \$1.00; address
The Panama Canal Record, Balboa Heights, Canal Zone,
or, for United States and foreign distribution,
The Panama Canal, Washington, D. C.

Entered as second-class matter February 6, 1918, at the Post Office
at Cristobal, C. Z., under the Act of March 3, 1879.

Certificate.—By direction of the Governor of The Panama Canal the matter contained herein is published as statistical
information and is required for the proper transaction of the public business.

Volume XXVII. Balboa Heights, C. Z., August 15, 1933. No. 1.

Traffic Through the Panama Canal in July 1933

The total vessels of all kinds transiting the Canal during the month of July in
the two preceding years and in 1933 are shown in this tabulation:

	July 1931	July 1932	July 1933
Commercial ocean vessels.....	406	326	401
Commercial launches (under 20 tons).....	5	6	8
Noncommercial vessels:			
United States Government.....	34	33	31
Vessels transiting solely for repairs.....	2	4	1
Total.....	447	369	441

COMMERCIAL TRAFFIC.¹

The following tabulation shows the number of vessels, Panama Canal net tonnage,
tons of cargo carried and tolls collected, from the commercial traffic transiting the
Canal each month for the 12-month period ended July 31, 1933, as compared with the
same period in the previous year:

Month	No. of vessels		Panama Canal net tonnage		Tons of cargo		Tolls	
	1931-32	1932-33	1931-32	1932-33	1931-32	1932-33	1931-32	1932-33
August.....	390	314	1,998,194	1,658,112	1,789,234	1,349,453	\$1,770,202.71	\$1,440,848.87
September.....	396	353	2,070,873	1,868,391	1,754,855	1,347,144	1,820,735.75	1,598,265.98
October.....	390	394	2,081,600	1,988,133	1,762,670	1,582,261	1,823,650.74	1,714,779.06
November.....	376	388	2,001,745	2,035,796	1,577,523	1,531,509	1,762,036.19	1,756,865.84
December.....	387	431	2,033,158	2,080,069	1,648,904	1,621,581	1,757,869.54	1,781,940.03
January.....	377	415	2,022,275	2,069,218	1,593,585	1,463,503	1,770,250.68	1,762,808.56
February.....	358	368	1,878,177	1,832,658	1,645,393	1,434,862	1,647,797.06	1,575,708.35
March.....	363	399	1,864,896	1,989,044	1,643,952	1,738,227	1,645,366.81	1,718,908.41
April.....	370	370	1,863,692	1,839,597	1,443,731	1,527,978	1,608,634.67	1,554,250.14
May.....	357	372	1,956,958	1,883,249	1,676,790	1,629,982	1,717,401.26	1,617,943.65
June.....	336	364	1,743,150	1,901,117	1,404,558	1,691,247	1,534,793.19	1,629,411.28
July.....	326	401	1,676,492	2,051,128	1,259,981	1,699,039	1,468,728.36	1,732,164.93
Total.....	4,426	4,569	23,191,210	23,196,512	19,201,176	18,616,786	20,327,466.96	19,883,895.10

¹ Commercial traffic includes all ocean-going vessels paying tolls. Vessels in direct service of the United States,
Panamanian, and Colombian Governments, including merchant vessels chartered by these Governments, and vessels
transiting solely for repairs, do not pay tolls. Statistics on vessels not paying tolls are shown under "Noncommercial
traffic."

Summary of Traffic by Nationality of Vessels for July 1933

Nationality	No. of ships	Panama Canal net tonnage	Tons of cargo	Nationality	No. of ships	Panama Canal net tonnage	Tons of cargo
British.....	77	435,963	326,198	Netherlands.....	6	39,731	16,423
Danish.....	6	33,196	25,787	Norwegian.....	28	139,291	124,057
Danzig.....	8	65,508	65,216	Panamanian.....	28	27,802	13,133
French.....	6	35,805	34,564	Peruvian.....	1	1,896	4,000
German.....	31	89,620	88,395	Swedish.....	10	36,675	64,480
Italian.....	5	36,767	15,619	United States.....	175	1,014,533	823,234
Japanese.....	17	92,893	97,022	Venezuelan.....	2	1,448	911
Mexican.....	² 1						

² Naval vessel of 1,227 tons displacement.

Traffic by Trade Routes, July 1933

The movement of vessels over trade routes is summarized in the following table. They are classified according to primary origin and ultimate destination of the voyage through the Canal and the cargo listed is the total aboard at time of transit. Cargo may be laden or discharged between the terminal areas indicated, hence in the cargo listed below there may be some which had other origin or destination:

Trade route	Atlantic to Pacific			Pacific to Atlantic		
	No. of ships	Panama Canal net tonnage	Tons of cargo	No. of ships	Panama Canal net tonnage	Tons of cargo
United States intercoastal	75	436,726	207,221	60	347,013	431,659
East coast United States and:						
Philippine Islands	3	21,994	12,724	15	85,114	104,972
Far East	22	122,874	103,513	5	29,919	19,525
South America	12	60,919	5,796	9	40,485	70,944
Hawaiian Islands	1	5,450	7,457	4	21,694	32,808
Australasia	3	16,472	11,140			
Central America	5	11,956	1,085	6	11,460	5,491
Europe and:						
Canada	26	160,227	50,075	29	167,703	230,537
South America	13	91,400	14,670	19	112,771	166,429
Australasia	4	38,847	13,663	5	34,155	22,538
United States	3	21,232		3	19,874	36,223
Central America	1	4,322	2,065	1	1,827	3,518
Hawaiian Islands	1	5,485	4,844			
Far East				1	5,397	8,250
Canadian intercoastal	2	5,875	1,812	1	1,833	3,040
East coast Canada and:						
South America	3	22,880		3	21,251	45,577
Australasia	2	8,599	2,972	1	5,518	4,395
Far East	1	4,672	7,800			
United States	1	3,531	1,615			
East coast South America and:						
Canada	3	14,956	11,327	2	9,991	9,561
Far East	1	5,821	3,679			
Central America	1	488				
Cristobal and:						
South America	12	7,386	1,657	13	8,427	8,665
Central America	7	2,875	2,286	2	1,289	699
Balboa	2	44		5	112	140
West Indies and:						
South America	2	4,779	911	2	2,620	4,000
Far East	1	5,737	10,626			
Around the world	2	17,702	6,207	1	6,037	4,623
Foreign vessels in ballast (U.S. intercoastal)	1	4,550				
Africa and South America	1	8,337				
Vessels not engaged in commerce (yachts, etc.)				3	502	

Principal Commodities

Commodities which aggregated 10,000 or more tons either during the past month or in the corresponding month in 1932 are listed below:

Commodity	July		Commodity	July	
	1932	1933		1932	1933
<i>Atlantic to Pacific</i>			<i>Pacific to Atlantic—Continued</i>		
Corn	15,439	3,886	Cotton, raw	11,496	11,701
Cotton, raw	33,265	46,143	Flour	10,197	22,998
Iron and steel, manufactures of	43,673	80,991	Fruit, dried	10,182	12,265
Oils, mineral	25,619	45,040	Fruit, fresh	12,171	12,478
Ores, various	10,688	139	Lumber	105,628	219,715
Paper	20,277	19,491	Metals	28,728	40,617
Serap metal	16,930	24,761	Nitrates	7,175	36,107
Sulphur	10,559	20,180	Oils, mineral	276,735	277,554
Tinplate	14,669	15,914	Ores	6,661	54,585
<i>Pacific to Atlantic</i>			Sugar	116,875	153,305
Barley	13,847	20,114	Wheat	133,232	84,552
Canned goods, various	52,981	59,089	Wood pulp	4,186	14,170
Cold storage (food products) *	12,102	13,141	Wool	6,839	14,384

* Does not include fresh fruit.

Commodities in Detail

The following statement lists all commodities passing through the Canal during the month of July 1933, as reported in the cargo declarations, showing the movement, by directions, in the United States intercoastal trade and in the total traffic. In the cargo declarations small items are frequently grouped under the designation

of "general cargo;" the statistics are accordingly not precise but are indicative of the kinds and quantity of cargo in transit through the Canal. The figures are for tons of 2,240 pounds:

Commodity	United States intercoastal		Total for all trade routes including U.S. intercoastal	
	Atlantic to Pacific	Pacific to Atlantic	Atlantic to Pacific	Pacific to Atlantic
Aircraft and parts			57	
Agricultural implements	500	6	947	6
Alfalfa meal		1,556		1556
Ammonium compounds	141		6,202	50
Animal foods	206	478	211	478
Apparel, wearing (hats, shoes, clothing, etc.)	116		194	5
Asbestos	184		792	
Asphalt and tar	33	57	3,052	814
Automobiles (and autotrucks)	4,181	36	6,482	44
Automobile parts and accessories	996	87	5,179	87
Bags and bagging, textile	247	305	764	642
Bananas				5,151
Barks, miscellaneous		156	33	1,067
Barley		11		20,114
Beans, edible, dry	18	2,996	50	5,414
Beer	409		742	5
Beverages, nonalcoholic	286		315	
Blood and tankage			341	
Bones and bone meal			1,488	
Books and printed matter	76		76	
Borax	20	902	26	5,832
Bran and pollards			1,668	1,210
Bricks and tile	288		513	
Camphor, crude				64
Canned and preserved goods:				
Fish	575	8,587	1,070	12,015
Fruit	1,267	13,439	1,290	30,257
Meat		163	942	529
Milk	52	853	247	940
Soup	769		790	
Vegetables	1,474	2,514	1,572	2,635
Miscellaneous and unclassified	3,088	11,761	3,493	12,713
Carbon black	144		568	
Celite		166		201
Cement	570		7,906	398
Chalk			1,398	
Charcoal	82		82	
Chemicals	2,369	1,408	6,438	1,516
Clay, china and fire	462	43	759	43
Clay, filtering		241		241
Coal	1,355		2,355	
Cocoa and cacao beans	200		1,086	1,991
Coconuts and products	734	423	735	693
Coffee	267	44	6,165	8,462
Coke	1,201		6,683	
Cold storage and refrigerated products:				
Dairy products	16		126	5,152
Eggs		281		448
Fish	14	35	14	261
Lard			18	
Meats	5		43	6,762
Poultry		12		12
Vegetables			6	122
Other and unclassified		80	5	384
Confectionery	910		954	
Copra				6,643
Copra meal and cake				3,074
Corn	3,784		3,886	2,520
Cotton, raw	949	793	46,143	11,701
Creosote	25		75	
Drugs and medicines	903		957	
Dyes	83		745	
Earthenware	41	13	189	13
Eggs, dried				257
Electrical apparatus and appliances	821	51	1,019	54
Explosives	95		538	
Extract, quebracho			161	
Fertilizers	50	16	2,189	735
Fish, salted or dry cured			1	10
Fish meal				687
Floor coverings	1,045	384	1,064	752
Flour	141	18,108	1,053	22,998
Fruit, dried	6	6,964	183	12,265
Fruit, fresh		3,907		12,478
Furniture and household goods	536	239	605	240

* Except as otherwise classified.

Commodity	United States intercoastal		Total for all trade routes including U.S. intercoastal	
	Atlantic to Pacific	Pacific to Atlantic	Atlantic to Pacific	Pacific to Atlantic
Gallnuts.....				10
General.....	22,981	13,509	40,631	23,767
Glass and glassware.....	2,293	71	3,789	181
Glue.....	21	201	21	221
Groceries.....	449	28	536	28
Guano.....				3,500
Gums.....		76		214
Hair, all kinds.....		13		48
Hay.....		406	3	406
Hemp, unmanufactured.....		128	11	1,541
Honey.....		394		669
Hops.....		16		16
Horns and hoofs.....				109
Infusorial earth.....		757		975
Iron and steel, manufactures of (structural steel, plates, bars, angles, pipe, etc.).....	61,137	896	80,991	1,009
Ivory nuts.....				2,101
Jute, unmanufactured.....				6
Lard substitute.....	811		811	
Lime.....				17
Liquors.....	143	1	667	8
Lumber (including manufactured mill products).....	6,497	150,563	6,930	219,715
Machinery.....	2,622	424	6,009	494
Malt.....	131		2,274	105
Manufactured goods.....	4,577	746	6,119	1,591
Marble and granite.....	30		79	
Matchetes.....	297	165	305	194
Metals:				
Antimony.....		76		216
Copper.....		3,280	821	25,129
Gold and silver.....	15	171	15	466
Iron.....	513		1,657	
Lead.....		523	5	8,093
Tin.....	297	53	362	1,665
Zinc.....	85		1,230	4,445
Other and unclassified.....	190	356	300	603
Milk, powdered.....	72	927	112	996
Molasses and syrups.....	70		70	
Nitrates.....	4,959		8,855	36,107
Nuts, edible (including meats).....	32	178	223	178
Oats.....	88		113	8,018
Oils, mineral:				
Crude.....	70		70	104,790
Gas and fuel.....	13		681	9,335
Gasoline, benzine, and naphtha.....	8,092	113,683	9,133	161,138
Kerosene.....		754	16,010	793
Lubricating and greases.....	7,818	1,385	18,776	1,493
Other and unclassified.....	14		370	
Oils, vegetable:				
Coconut.....		449		3,968
Cottonseed.....	6,020		6,022	
Linsced.....	19	12	1,173	12
Olive.....			648	
Rapeseed.....		36		170
Wood.....	18		18	2,218
Other and unclassified.....	798	158	2,033	1,839
Oil, fish.....	13	13	110	40
Oil, whale.....			16	121
Oilseeds (cotton, flax, hemp, sesame, rapeseed, etc.).....		13	700	1,153
Oilseed cake and meal.....	329	125	339	2,884
Ores:				
Antimony.....		56		166
Chrome.....	77		77	
Copper.....				3,639
Gold and silver.....				19
Iron.....			35	43,302
Lead.....				438
Magnesite.....		307		307
Manganese.....				251
Tin.....		41		3,735
Zinc.....			27	2,650
Other and unclassified.....		7		78
Paints and varnishes.....	863	40	1,319	46
Paper and paper products.....	9,858	5,896	19,491	8,757
Paper serap.....		1,015	70	1,015
Peanuts.....	502	89	502	89
Peas, dry.....				3,612
Peatmoss.....			191	
Phosphates.....	131		4,251	5,500
Plaster.....			25	

* Except as otherwise classified.

Commodity	United States intercoastal		Total for all trade routes including U.S. intercoastal	
	Atlantic to Pacific	Pacific to Atlantic	Atlantic to Pacific	Pacific to Atlantic
Porcelainware.....	20	110	168	2,636
Potash.....		3,590	3,092	3,590
Rags and waste.....	153	229	599	1,127
Railroad material.....	141		1,070	
Rice.....	270	455	298	2,924
Rope and twine.....	197	87	350	89
Rosin.....	1,508		3,372	
Rubber:				
Manufactured.....	1,036	201	1,278	304
Raw.....	50		93	1,165
Scrap.....		19	110	341
Salt.....	418		3,336	
Sand.....	1,341		3,944	
Scrap metal.....	250	443	24,761	619
Seeds (except oilseeds).....	84	140	1,666	279
Sewer pipe (concrete and terra cotta).....	623		623	
Shells, oyster.....	1,033		1,036	
Silk, raw.....		1,100	15	2,261
Skins and hides.....		2,572	225	6,867
Slag.....			50	
Slate.....	800		800	
Soaps and products.....	2,971	214	3,322	335
Soda and sodium compounds.....	2,252	23	4,114	3,015
Soy beans.....	45		45	8,250
Sugar.....		24,790	126	153,305
Sulphur.....	19,842		20,180	280
Talc.....	43	170	43	180
Tallow.....		20		638
Tea.....		9	124	1,136
Textiles ²	4,738	270	7,372	1,064
Tinplate.....	246		15,914	40
Tobacco and manufactures.....	741	5	3,319	57
Toilet preparations.....	224		262	61
Turpentine.....	384		399	9
Vegetables, dry ¹			22	56
Wall board.....	188		204	85
Wax, paraffin.....	442		1,079	
Wheat.....			100	84,552
Wines.....	23	194	190	942
Wood pulp.....	74	11,363	3,568	14,170
Wool.....		10,153	147	14,384
Total, July 1933.....	214,816	431,309	485,145	1,213,694
Total, July 1932.....	154,737	304,761	362,717	897,264
Total, July 1931.....	183,358	415,206	500,136	1,366,667

¹ Except as otherwise classified.² Cotton, silk, wool, rayon goods.

Tanker Traffic

The following tabulation shows the tanker traffic through the Canal during July 1933, classified according to trade route:

Trade route	Atlantic to Pacific			Pacific to Atlantic		
	No. of ships	Panama Canal net tonnage	Tons of cargo	No. of ships	Panama Canal net tonnage	Tons of cargo
United States intercoastal.....	18	102,627	13,498	10	59,818	115,721
East coast United States and South America.....	3	16,650		1	5,049	10,281
United States and Far East.....	1	4,971	8,361			
East coast Canada and South America.....	3	22,880		3	21,251	45,577
West Indies and South America.....	1	724	911	2	2,620	4,000
West Indies and Far East.....	1	5,737	10,626			
Europe and United States.....	3	21,232		3	19,874	36,223
Europe and South America.....	4	31,222		4	32,754	65,216
Africa and South America.....	1	8,337				
Total.....	35	214,380	33,396	23	141,366	277,018

¹ Includes 5,498 tons cottonseed oil.

Comparison of Canal Traffic in July 1933, with July Traffic in Previous Years

Calendar year	Month of July			Fiscal year	Average per month for fiscal year		
	Commer- cial transits	Panama Canal net tonnage	Tons of cargo		Commer- cial transits	Panama Canal net tonnage	Tons of cargo
1915.....	166	542,676	715,253	1915.....	102	361,197	465,567
1916.....	145	482,202	624,061	1916.....	63	199,687	257,843
1917.....	181	557,411	664,924	1917.....	150	483,213	588,213
1918.....	169	497,489	584,998	1918.....	172	547,839	627,669
1919.....	158	510,808	586,172	1919.....	169	510,416	576,385
1920.....	225	856,798	886,814	1920.....	206	712,170	781,208
1921.....	206	810,613	708,982	1921.....	241	951,323	966,601
1922.....	251	1,127,871	1,211,100	1922.....	228	951,455	907,075
1923.....	474	2,310,027	2,337,784	1923.....	331	1,550,482	1,630,656
1924.....	422	2,036,097	2,097,154	1924.....	436	2,179,073	2,249,559
1925.....	418	1,951,295	1,960,654	1925.....	389	1,904,596	1,996,570
1926.....	456	2,154,821	2,185,527	1926.....	433	2,064,549	2,169,787
1927.....	509	2,406,955	2,450,468	1927.....	456	2,185,651	2,312,351
1928.....	509	2,318,395	2,291,955	1928.....	538	2,454,886	2,469,226
1929.....	527	2,468,280	2,598,162	1929.....	534	2,468,483	2,555,250
1930.....	488	2,438,895	2,402,047	1930.....	515	2,498,385	2,502,519
1931.....	406	2,110,701	1,866,803	1931.....	461	2,316,012	2,090,233
1932.....	326	1,676,492	1,259,981	1932.....	376	1,968,755	1,650,667
1933.....	401	2,051,128	1,699,039	1933.....	375	1,901,823	1,514,811
				(1)	384	1,938,002	1,597,834

¹ Canal opened August 15, 1914.

² Average for 10½ months.

³ Average 7 months of calendar year 1933.

Terminal Activities

Ships repaired during the month of July 1933, numbered 48, including 5 which were drydocked. Fuel oil in the quantity of 219,763 barrels was delivered as bunkers to 82 vessels. Bunker coal amounting to 5,093 tons was delivered to 21 vessels. Sales of commissary supplies to vessels aggregated \$53,003.42.

Cargo Handled at Terminal Ports

	Cristobal	Balboa	Total
Local cargo arriving.....	29,782	41,125	70,907
Local cargo shipped.....	4,420	157	4,577
Cargo received for transshipment.....	27,986	1,810	29,796
Cargo transhipped.....	27,828	1,487	29,315
"Canal Zone for orders" cargo:			
Number of receipts issued.....	92	40	132
Number of releases issued.....	707	253	960
Tons received.....	536	193	729
Tons withdrawn.....	484	200	684

All Vessels Entering and Clearing Port

	Port of Cristobal			Port of Balboa		
	No. of ships	Registered gross tonnage	Registered net tonnage	No. of ships	Registered gross tonnage	Registered net tonnage
<i>Ships entering</i>						
All vessels, including those transiting Canal..	453	2,890,057	1,707,125	422	2,596,307	1,547,210
Vessels entering port but not transiting Canal.	61	406,850	210,073	14	78,297	43,807
Vessels transiting Canal and handling passen- gers and cargo at terminal ports.....	104	677,153	403,068	109	749,733	432,600
<i>Ships clearing</i>						
All vessels, including those transiting Canal..	453	2,911,350	1,718,336	423	2,603,058	1,550,652
Vessels clearing port but not transiting Canal.	62	431,850	226,064	13	72,903	40,486
Vessels transiting Canal and handling passen- gers and cargo at terminal ports.....	106	681,862	404,984	109	755,910	436,372

Passengers

Ocean ship passengers disembarking at Cristobal numbered 1,610; embarking, 2,187; at Balboa, 593 disembarking and 691 embarking. Passengers passing through the Canal from the Atlantic to the Pacific numbered 3,337; from the Pacific to the Atlantic, 3,392. Commercial aircraft numbering 46 entered Cristobal, and 109 passengers disembarked; clearances were 46, with 91 passengers embarking. One aircraft entered Balboa, discharging 3 passengers; 1 aircraft cleared with no passengers embarking.

Movements of Ocean Vessels Through the Panama Canal **From midnight July 15, to midnight August 15, 1933**

ATLANTIC TO PACIFIC

Ship	Date arrived	Date cleared	Nationality	Line (Charterer or operator)	Port		Cargo	
					From—	For—	Nature	Tons
Manizales.....	14	16	Ger.	Grace Line.....	Cristobal, C.Z...	Guayaquil, Ecuador	General.....	252
J.H. Senior ^{1 2}	15	16	Danz.	Baltic. Amer. Pet. Co.	Havre, France...	Talara, Peru...	Ballast.....	
K.I. Luckenbach.....	15	16	Amer.	Luckenbach Line...	Houston, Texas...	Seattle, Wash...	General.....	2,769
Galveston ²	15	16	Amer.	Roosevelt S.S. Co.	Philadelphia, Pa.	Fremantle, Aust.	General.....	4,899
Point Ancha.....	16	16	Amer.	Swayne & Hoyt...	Galveston, Texas	Seattle, Wash...	(¹⁴)	3,689
Nuevo Panama ²	15	16	Pan.	Hans Elliot.....	Cristobal, C.Z...	B'ventura, Col...	General.....	55
Eastern Sun ²	16	17	Amer.	Sun Oil Co.....	Chester, Pa.....	Los Angeles, Cal.	Ballast.....	
Standard Arrow ²	17	17	Amer.	Standard Oil Co.	Boston, Mass...	Los Angeles, Cal.	Ballast.....	
Nankai Maru ²	17	17	Jap.	Osaka Shosen Kaisha.	Philadelphia, Pa.	Dairen, China...	(¹⁵)	6,950
Virgilio ²	17	18	Ital.	Soc.Ital.Flotten Riu'ite	Genoa, Italy.....	Valparaiso, Chile.	General.....	333
Ohioan.....	18	18	Amer.	Amer.-Hawaiian Line.	Boston, Mass...	Seattle, Wash...	General.....	2,274
Steel Mariner.....	18	18	Amer.	Isthmian S.S. Lines.	Baltimore, Md...	Honolulu, T.H...	(¹⁶)	7,457
Cressington Court. ²	18	18	Brit...	Canadian Transp. Co.	Swansea, Eng...	Vancouver, B.C.	Ballast.....	
Cali.....	15	19	Ger.	North German Lloyd.	Cristobal, C.Z...	Guayaquil, Ecuador	General.....	340
Stemsky ²	18	19	Dan.	Canadian Transp. Co.	Corner Brook, N.F.	Seattle, Wash...	Newsprint...	1,615
Parthenia.....	19	19	Brit.	Donaldson Line...	Glasgow, Scot...	Vancouver, B.C.	General.....	692
San Benito.....	19	20	Pan.	United Fruit Co.	Boston, Mass...	Pto. Arm'les, R.P.	Ballast.....	
Stemmedstad.....	19	19	Nor.	Fern Line.....	Houston, Texas...	Shanghai, China.	General.....	4,816
Queen City.....	19	19	Brit.	States Marine Corp.	Galveston, Tex...	Osaka, Japan...	Cotton.....	6,000
Langlegorse.....	19	19	Brit.	Chile Nitrate Corp.	Port Royal, Jam.	Ant'fagasta, Chile	Ballast.....	
Real ²	18	19	Pan.	Hans Elliot.....	Cristobal, C.Z...	Balboa, C.Z...	Ballast.....	
Sambu ²	18	19	Pan.	Hans Elliot.....	Cristobal, C.Z...	Balboa, C.Z...	Ballast.....	
Harry Luckenbach.....	20	20	Amer.	Luckenbach Line...	Boston, Mass...	Seattle, Wash...	General.....	2,972
Athelduchess ²	20	20	Brit.	United Mollases Co.	Swansea, Eng...	Los Angeles, Cal.	Ballast.....	
Santa Clara.....	20	21	Amer.	Grace Line.....	New York, N.Y.	San Antonio, Chile	General.....	2,496
Steele.....	20	20	Amer.	Bethlehem Steel Corp.	Baltimore, Md...	Cruz Gr'de, Chile	Ballast.....	
Charles R. McCormick.	20	21	Amer.	McCormick S.S. Co.	New York, N.Y.	Tacoma, Wash...	General.....	3,286
Flomar.....	20	21	Amer.	Calmar Line.....	Philadelphia, Pa.	Seattle, Wash...	Gen., steel	6,985
President Garfield	21	21	Amer.	Dollar Line.....	New York, N.Y.	S. Francisco, Cal.	General.....	3,380
Washington ²	21	21	Fr.	French Line.....	Newcastle, Eng...	Vancouver, B.C.	General.....	6,541
Invercorrie ²	21	21	Venez.	Largo Oil Transp. Co.	Aruba, D.W.I.	B'ventura, Col...	Gasoline...	911
Santa Elisa.....	20	22	Amer.	Panama Mail S.S. Co.	New York, N.Y.	S. Francisco, Cal.	Gen., coffee.	1,880
Rhein ²	20	22	Ger.	Hamburg-Amer. Line.	Hamburg, Ger...	Valparaiso, Chile.	General.....	1,944
Oregon Maru.....	22	22	Jap.	Kawasaki K. Kaisha.	Galveston, Texas	Osaka, Japan...	Cotton.....	4,622
Nuevo Panama ²	21	22	Pan.	Hans Elliot.....	Cristobal, C.Z...	B'ventura, Col...	General.....	50
Peter Maersk ²	22	22	Dan.	Isbrandtsen Moller.	Boston, Mass...	Iloilo, P.I.	General.....	4,482
Swan ¹⁰	22	23	Amer.	U.S. Navy.....	Cristobal, C.Z...	Balboa, C.Z...	Ballast.....	
Holystone.....	22	23	Brit.	Anglo-Can. Ship. Co.	Montreal, Canada	Vancouver, B.C.	Ballast.....	
American.....	23	23	Amer.	Amer.-Hawaiian Line.	Boston, Mass...	Portland, Oreg...	General.....	2,657
Jacob Luckenbach	23	23	Amer.	Luckenbach-Gulf Co.	Mobile, Ala...	Tacoma, Wash...	General.....	5,492
Este.....	22	23	Ger.	North German Lloyd.	Hamburg, Ger...	Vancouver, B.C.	General.....	6,417
Dirigio ²	23	23	Amer.	The Texas Co.	Port Arthur, Tex.	Shanghai, China.	(¹⁷)	8,361
J.A. Mowinkel ²	23	23	Danz.	W. Tanksschiff Rhed'i.	Ceuta, Morocco.	Talara, Peru...	Ballast.....	
Willmott ²	24	24	Amer.	Williams S.S. Line.	New York, N.Y.	Seattle, Wash...	General.....	3,012
Indra ²	24	24	Nor.	Scand. S. Pacific Line.	Oslo, Norway...	Valparaiso, Chile	General.....	2,954
San Rafael.....	24	24	Amer.	States S.S. Co.	New York, N.Y.	Seattle, Wash...	General.....	2,460
Cerigo.....	22	24	Ger.	Hamburg-Amer. Line.	Cristobal, C.Z...	Guayaquil, Ecuador	General.....	211
Tai Yang ²	24	25	Nor.	Barber Wilhelmsen.	New York, N.Y.	Shanghai, China.	General.....	1,330
Antietam ²	25	25	Amer.	Shell Petroleum Co.	Baltimore, Md...	Los Angeles, Cal.	Ballast.....	
Abraham Lincoln ²	25	25	Nor.	Fred Olsen & Co.	Hull, Eng...	Vancouver, B.C.	General.....	3,217
Tuscaloosa City.....	25	25	Amer.	Isthmian S.S. Lines.	Swansea, Eng...	Vancouver, B.C.	Tinplate, gen.	5,935
Lebore.....	25	25	Amer.	Ore S.S. Corp.	Baltimore, Md...	Cruz Gr'de, Chile	Ballast.....	
Great City.....	25	25	Brit.	W. R. Smith & Sons.	New Orleans, La.	Yawata, Japan...	(¹⁸)	7,153
Australind ²	18	26	Brit.	Amer.-Australian Line.	Philadelphia, Pa.	Brisbane, Aust...	General.....	3,409
Virginian.....	25	25	Amer.	Amer.-Hawaiian Line.	Boston, Mass...	Seattle, Wash...	Gen., autos.	2,500
Beaconlight ²	25	25	Amer.	Standard Ship. Co.	Baltimore, Md...	Los Angeles, Cal.	Ballast.....	
San Bruno.....	26	27	Pan.	United Fruit Co.	Boston, Mass...	Pto. Arm'les, R.P.	Ballast.....	
Sambu ²	25	26	Pan.	Hans Elliot.....	Cristobal, C.Z...	Pto. Arm'les, R.P.	General.....	4
Real ²	25	26	Pan.	Hans Elliot.....	Cristobal, C.Z...	Balboa, C.Z...	Ballast.....	
No. 101 ²	25	26	Amer.	U.S. Army.....	Cristobal, C.Z...	Gatun, C.Z...	Ballast.....	
Lockkatrine ²	26	26	Brit.	Royal Mail Line, Ltd.	Rotterdam, Holl.	Vancouver, B.C.	Gen., textiles.	1,519
Southern Sun ²	26	26	Amer.	Sun Oil Co.....	Chester, Pa.....	Los Angeles, Cal.	Ballast.....	
City of Bagdad.....	25	26	Brit.	G. Smith & Sons.	New York, N.Y.	Dalny, China...	General.....	3,835
Ryoyo Maru ²	26	27	Jap.	Kawasaki K. Kaisha.	Charleston, S.C.	Japan.....	Ballast.....	
Loreto ²	26	27	Brit.	Pacific Steam Nav. Co.	Hull, Eng...	Valparaiso, Chile	General.....	2,206
Cadillac ²	26	27	Brit.	Anglo-Amer. Oil Co.	Nyborg, Den...	Los Angeles, Cal.	Ballast.....	
Missoula.....	26	28	Amer.	Stauffer Chemical Co.	Freeport, Texas.	Los Angeles, Cal.	Sulphur.....	5,833
Montevideo Maru. ²	27	27	Jap.	Osaka Shosen Kaisha.	Buenos Aires, Arg.	Yokohama, Japan	Cotton, wool.	3,679
West Nilus.....	26	27	Amer.	McCormick S.S. Co.	Rosario, Arg...	Vancouver, B.C.	Coffee, gen.	5,034
Lillian Luckenbach.	27	27	Amer.	Luckenbach Line...	Boston, Mass...	Seattle, Wash...	General.....	2,824

¹ Tanker. ² Motor ship. ³ Motor schooner. ⁵ Launch. ¹⁰ Mine sweeper. ¹⁴ Lumber, pipe, etc.
¹⁵ General, cotton, iron. ¹⁶ Phosphates, general. ¹⁷ Kerosene, lubricating oil. ¹⁸ Scrap iron, cotton.

ATLANTIC TO PACIFIC—Continued

Ship	Date arrived	Date cleared	Nationality	Line (Charterer or operator)	Port		Cargo	
					From—	For—	Nature	Tons
Canadian Beaver	27	27	Brit.	(¹⁴)	Sarnia, Canada	Vancouver, B.C.	General	1,812
President Wilson	27	28	Amer.	Dollar Line	New York, N.Y.	S. Francisco, Cal.	General	1,601
Neebes ¹	25	28	Amer.	U.S. Navy	Cristobal, C.Z.	Los Angeles, Cal.	Ballast	
California	28	28	Amer.	Panama-Pacific Line	New York, N.Y.	S. Francisco, Cal.	General	2,644
Mataroa	28	29	Brit.	Shaw, Savill & Albion	London, Eng.	Auckland, N.Z.	General	2,100
Pacific Grove ²	27	28	Brit.	Furness, Withy & Co.	Glasgow, Scot.	Vancouver, B.C.	General	455
Muntropic	28	28	Amer.	Shepard S.S. Co.	Boston, Mass.	Seattle, Wash.	General	5,250
Chinese Prince ²	28	28	Brit.	Furness, Withy & Co.	Baltimore, Md.	Singapore, St. Set.	Steel, gen.	1,732
Spencer Kellogg ¹	28	28	Amer.	Kellogg S.S. Co.	New Orleans, La.	S. Francisco, Cal.	(¹³)	5,498
Point Gorda	28	28	Amer.	Swayne & Hoyt	Panama City, Fla.	S. Francisco, Cal.	(¹⁴)	3,415
Heina ²	28	28	Nor.	West Indian Trad. Co.	Aalborg, Den.	Corinto, Nicaragua	Cem't, cattle	2,065
Gen'l. Wm. M. Graham, ¹¹	28	28	Amer.	U.S. Army	Cristobal, C.Z.	Balboa, C.Z.	Ballast	
Sirius ¹	27		Amer.	U.S. Navy	Norfolk, Va.	San Diego, Cal.	General	2,575
Acajutha ²	22	29	Brit.	Pacific Steam Nav. Co.	Cristobal, C.Z.	Champano, Guat.	General	539
Santa Inez ²	28	29	Amer.	Grace Line	New York, N.Y.	Valparaiso, Chile	General	539
Nuevo Panama ²	27	29	Pan.	Hans Elliott	Cristobal, C.Z.	B'ventura, Col.	General	25
Losmar	28	29	Amer.	Calmar Line	Baltimore, Md.	Seattle, Wash.	Steel, gen.	5,471
Hokuroku Maru ²	29	29	Jap.	Osaka Shosen Kaisha	Boston, Mass.	Moji, Japan	General	7,283
Baarn	29	30	Neth.	Royal Neth. S.S. Co.	Hamburg, Ger.	Corral, Chile	General	1,215
Imperial Valley	29	29	Brit.	W.R. Smith & Sons	Houston, Texas	Ossaka, Japan	Cotton	5,447
Ingola	29	29	Brit.	MacLay & McIntyre	Portland, Me.	Puntarenas, C.R.	R.R. iron	1,085
Point Brava	29	29	Amer.	Swayne & Hoyt	New Orleans, La.	S. Francisco, Cal.	General	3,565
Barbara Cates	29	29	Amer.	Sudden & Christenson	Jacksonville, Fla.	Los Angeles, Cal.	General	3,536
Santa Elena	29	30	Amer.	Panama Mail S.S. Co.	New York, N.Y.	Seattle, Wash.	Gen. coffee	2,402
Reginolite ²	29	30	Brit.	Imperial Oil Co.	Newp't News, Va.	Talara, Peru	Ballast	
Montanan	29	30	Amer.	Amer.-Hawaiian Line	Boston, Mass.	Portland, Oreg.	General	2,397
Dalven	30	30	Brit.	Salagencia	Baltimore, Md.	Valparaiso, Chile	Ballast	
Mercury Sun ²	30	30	Amer.	Shell Oil Co.	Perth A'boy, N.J.	Los Angeles, Cal.	Ballast	
Sidney M. Hauptman	30	30	Amer.	McCormick S.S. Co.	Philadelphia, Pa.	Tacoma, Wash.	(¹⁴)	1,850
Manizales	28		Ger.	North German Lloyd	Cristobal, C.Z.	Balboa, C.Z.	Drydocking	
W.S. Miller ²	30	31	Amer.	Shell Oil Co.	Fall River, Mass.	S. Francisco, Cal.	Ballast	
W.S. Rheem ²	31	31	Amer.	Sun Oil Co.	Philadelphia, Pa.	Los Angeles, Cal.	Ballast	
Trondanger ²	31	31	Nor.	Interocean Line	Rotterdam, Neth.	Vancouver, B.C.	Ballast	
Santa Cecilia	31	31	Amer.	Argonaut S.S. Co.	New York, N.Y.	Seattle, Wash.	General	2,907
Oakland ²	30	31	Ger.	Hamburg-Amer. Line	Hamburg, Ger.	Vancouver, B.C.	General	3,532
Rialto ²	30	31	Ital.	Nav. Lib. Triestina	Trieste, Italy	Vancouver, B.C.	General	1,252
Almirante Grau ¹²	31		Peru.	Peruvian Government	Trinidad, B.W.I.	Callao, Peru	Ballast	
R-17	31		Peru.	Peruvian Government	Trinidad, B.W.I.	Callao, Peru	Ballast	
R-47	31		Peru.	Peruvian Government	Trinidad, B.W.I.	Callao, Peru	Ballast	
Meigs ⁸	30	3	Amer.	U.S. Army	Brooklyn, N.Y.	S. Francisco, Cal.	Supplies	2,417
Fernbrook ²	31	1	Nor.	Fern Line	Houston, Texas	Yokohama, Japan	Cotton, gen.	4,044
Port Fremantle ²	1	1	Brit.	Com'lth & Dom. Line	London, Eng.	Fremantle, Aus'ia	General	4,696
Covena	1	1	Amer.	Hammond Lumber Co.	Freeport, Texas	S. Francisco, Cal.	Sulphur	3,025
San Gabriel	1	1	Amer.	Quaker S.S. Line	Chester, Pa.	Los Angeles, Cal.	Ballast	
Durazzo	30	1	Ger.	Hamburg-Amer. Line	Cristobal, C.Z.	Guayaquil, Ecuador	General	300
Marore	1	1	Amer.	Ore S.S. Corp.	Baltimore, Md.	Gruz G'de, Chile	Ballast	
Minnesota	1	2	Amer.	Amer.-Hawaiian Line	Boston, Mass.	Seattle, Wash.	General	2,475
J-26 ⁵	1		Amer.	U.S. Army	Cristobal, C.Z.	Gatun, C.Z.	Ballast	
Gen'l. Wm. M. Graham, ¹¹			Amer.	U.S. Army	Cristobal, C.Z.	Balboa, C.Z.	Ballast	
Daylight ²	2	2	Amer.	Stand. Vacuum Tr'p.	New York, N.Y.	Los Angeles, Cal.	Ballast	
Hegira	2	2	Amer.	Pac. Coast Direct Line	Boston, Mass.	Seattle, Wash.	Steel	2,450
San Gil	2	3	Pan.	United Fruit Co.	Boston, Mass.	Pto. Arm'tes, R.P.	Ballast	
Svealand ²	2	2	Swed.	Ore S.S. Corp.	Baltimore, Md.	Cruz G'de, Chile	General	
Alabama	2	2	Fr.	French Line	Havre, France	Talcahuano, Chile	General	609
Real ³	1	2	Pan.	Hans Elliot	Cristobal, C.Z.	Balboa, C.Z.	Ballast	
Sambu ³	1	2	Pan.	Hans Elliot	Cristobal, C.Z.	Balboa, C.Z.	Ballast	
Cape York ²	2	2	Brit.	Lyle Shipping Co.	Manchester, Eng.	Vancouver, B.C.	Ballast	
Henry D. Whiton	2	3	Amer.	Texas Gulf Sul. Co.	Galveston, Texas	Tacoma, Wash.	Sulphur	6,400
El Aleto ²	2	3	Brit.	Anglo-Ecuador Oil Co.	Philadelphia, Pa.	La Libertad, Ecu.	Ballast	
Horace Luckenbach	3	3	Amer.	Luckenbach Line	Boston, Mass.	Seattle, Wash.	General	2,867
Steel Exporter	3	3	Amer.	Isthmian S.S. Lines	Baltimore, Md.	S. Francisco, Cal.	Steel, gen.	4,605
Liverpool Maru	3	3	Jap.	Kokusai Line	Jacksonville, Fla.	Yawata, Japan	Cotton, gen.	6,413
Santa Maria ²	3	4	Amer.	Grace Line	New York, N.Y.	San Antonio, Chile	General	2,873
J-26 ⁵			Amer.	U.S. Army	Cristobal, C.Z.	Gatun, C.Z.	Ballast	
San Bernardino	3	4	Amer.	Quaker S.S. Line	Philadelphia, Pa.	Portland, Oreg.	General	2,905
Beneruchan	4	4	Brit.	Anglo-Can. Ship. Co.	Baltimore, Md.	Vancouver, B.C.	Ballast	
Santa Teresa	3	4	Amer.	Panama Mail S.S. Co.	New York, N.Y.	S. Francisco, Cal.	General	2,649
Zanau	4	4	Ger.	Hamburg-Amer. Line	Hamburg, Ger.	Peru	Ballast	
President Polk	4	4	Amer.	Dollar Line	New York, N.Y.	S. Francisco, Cal.	General	3,368
Pan Norway ²	3	4	Nor.	Huasteca Pet. Co.	Amsterdam, Neth.	Talara, Peru	Ballast	
Nuevo Panama ²	3	4	Pan.	Hans Elliot	Cristobal, C.Z.	B'ventura, Col.	General	40
Florence Luckenbach	4	4	Amer.	Luckenbach Line	Houston, Texas	Seattle, Wash.	General	4,609
Elmworth ²	4	5	Brit.	Canadian Transp. Co.	Montreal, Canada	Vancouver, B.C.	General	4,910

¹ Tanker. ² Motor ship. ³ Motor schooner. ⁴ Launch. ⁵ Submarine. ⁶ Transport. ⁷ Mine planter. ⁸ Cruiser. ⁹ Cargo ship. ¹⁰ Great Lakes Mercantile Line. ¹¹ Cottonseed oil. ¹² Steel, pipe, general.

ATLANTIC TO PACIFIC—Continued

Ship	Date arrived	Date cleared	Nationality	Line (Charterer or operator)	Port		Cargo	
					From—	For—	Nature	Tons
Lapwing ¹⁰			Amer.	U.S. Navy	Cristobal, C.Z.	Balboa, C.Z.	Ballast	
Raleigh ¹²	3	8	Amer.	U.S. Navy	Norfolk, Va.	San Diego, Cal.	Ballast	
Andrea F. Luckenbach	5	5	Amer.	Luckenbach Line	New York, N.Y.	Seattle, Wash.	Automobiles	300
Massmar	5	5	Amer.	Calmar Line	Baltimore, Md.	Seattle, Wash.	Steel, gen.	7,753
Alaskan	5	5	Amer.	Amer.-Hawaiian Line	Boston, Mass.	Portland, Oreg.	General	2,432
No. 5325 ⁵			Amer.	E. Janney	Cristobal, C.Z.	Balboa, C.Z.	Ballast	
Rolling Stone ⁶	5	6	Pan.	Robert Wilcox	Cristobal, C.Z.	Balboa, C.Z.	Ballast	
Vinland ²	6	6	Nor.	Scand. S. Pacific Line	Rotterdam, Neth.	Talara, Peru	Ballast	
Ruahine	6	6	Brit.	N.Z. Shipping Co.	London, England	Pt. Chalmers, N.Z.	General	3,610
Astoria ²	6	6	Dan.	Orient S.S. Co.	Copenhagen, Den.	Vancouver, B.C.	Ballast	
Rhexenor	6	6	Brit.	Alfred Holt & Co.	Boston, Mass.	Manila, P.I.	General	3,139
Hakonesan Maru ²	6	7	Jap.	Mitsui Bussan Kaisha	New York, N.Y.	Yokohama, Japan	General	7,876
Osiris ²	3	6	Ger.	Hamburg-Amer. Line	Hamburg, Ger.	Valparaiso, Chile	General	3,322
San Diego	6	7	Fr.	French Line	Havre, France	Vancouver, B.C.	General	3,658
American Star	6	7	Amer.	Union Sulphur Co.	Freeport, Texas	Longview, Wash.	Sulphur	5,500
Delftdijk ²	6	7	Neth.	Holland-Amer. Line	Rotterdam, Neth.	Vancouver, B.C.	General	1,274
Raby Castle ²	6	7	Brit.	Barber Line	New York, N.Y.	Shanghai, China	General	1,687
Harmattan	6	7	Brit.	National S.S. Co.	Norfolk, Va.	Vancouver, B.C.	General	
Georgian	6	7	Amer.	Williams S.S. Line	Albany, N.Y.	Seattle, Wash.	Coal, general	3,099
Moveria ²	6	7	Brit.	Donaldson Line	Glasgow, Scot.	Vancouver, B.C.	General	500
Cardium ²	7	7	Brit.	Anglo-Saxon Pet. Co.	Curacao, D.W.I.	Kagoshima, Jap.	Kerosene oil	11,634
Canadian Leader	7	8	Brit.	Can. Nat. Steamships	Montreal, Canada	Lyttleton, N.Z.	(¹³)	3,400
Robin Goodfellow	7	8	Amer.	Luckenbach-Gulf Co.	New Orleans, La.	Seattle, Wash.	General	4,065
Boussole	8	8	Fr.	Messageries Maritimes	Marseilles, France	Noumea, N.Caled.	Gen., iron	901
Cali	6	8	Ger.	North German Lloyd	Cristobal, C.Z.	Guayaquil, Ecuador	General	350
Chattanooga City	8	9	Amer.	Isthmian S.S. Lines	Baltimore, Md.	(¹⁴)	Steel, gen.	7,950
J-26 ⁵			Amer.	U.S. Army	Cristobal, C.Z.	Gatun, C.Z.	Ballast	
Mexican	8	9	Amer.	Amer.-Hawaiian Line	Boston, Mass.	Tacoma, Wash.	General	2,195
Ramona ⁴	7	10	Amer.	Mrs. Floyd E. Rohl	New York, N.Y.	San Diego, Cal.	Ballast	
Tsuyama Maru	9	9	Jap.	Nippon Yusen Kaisha	Paulsboro, N.J.	Kobe, Japan	(¹⁶)	7,413
Tacoma City	9	9	Brit.	Reardon Smith Line	Houston, Texas	Shanghai, China	General	6,699
Amerikaland ²	9	10	Swed.	Ore S.S. Corp.	Baltimore, Md.	Cruz Gr'de, Chile	Ballast	
Real ²	8		Pan.	Hans Elliot	Cristobal, C.Z.	Balboa, C.Z.	Ballast	
Sambu ²	8		Pan.	Hans Elliot	Cristobal, C.Z.	Balboa, C.Z.	Ballast	
Mary Ann ¹²			Amer.	U.S. Navy	Cristobal, C.Z.	Gatun, C.Z.	Ballast	
Rangitata ²	10	10	Brit.	N. Z. Shipping Co.	London, Eng.	Auckland, N.Z.	General	2,819
Utacarbon ²	9	10	Amer.	Union Oil Co.	Tiverton, R. I.	Pt. San Luis, Cal.	Ballast	
Dorothy Luckenbach	10	10	Amer.	Luckenbach Line	Boston, Mass.	Seattle, Wash.	General	3,260
Dorothy Cahill	10	10	Amer.	Arrow Line	Baltimore, Md.	S. Francisco, Cal.	General	2,199
Pacific President ²	10	10	Brit.	Furness, Withy & Co.	Glasgow, Scot.	Vancouver, B. C.	General	560
Sun ¹²	10	10	Amer.	Sun Oil Co.	Chester, Pa.	Los Angeles, Cal.	Ballast	
West Mahwah	10	11	Amer.	McCormick S.S. Co.	Buenos Aires, Arg.	Seattle, Wash.	Coffee, gen.	3,675
President Lincoln	10	11	Amer.	Dollar Line	New York, N.Y.	Manila, P.I.	General	2,570
Virginia	11	11	Amer.	Panama-Pacific Line	New York, N.Y.	S. Francisco, Cal.	General	2,393
Sutherland	10	11	Amer.	Nelson Line	Albany, N.Y.	Seattle, Wash.	General	4,324
Silverew ²	11	11	Brit.	Kerr S.S. Line	New York, N.Y.	Hongkong, China	General	990
Sanyo Maru ²	11	11	Jap.	Osaka Shosen Kaisha	New York, N.Y.	Kobe, Japan	General	4,913
Nordbo ²	11	11	Dan.	Anglo-Can. Ship. Co.	Copenhagen, Den.	Los Angeles, Cal.	Ballast	
Wind Rush	11	11	Amer.	Shepard S.S. Co.	Boston, Mass.	Seattle, Wash.	General	5,816
Meton ²	11	12	Amer.	Shell Pet. Co.	Perth A'boy, N.J.	Los Angeles, Cal.	Ballast	
Clydebank ²	11	11	Brit.	Boyd, Weir & Sewell	New Orleans, La.	Osaka, Japan	Cotton, gen.	4,590
Annie Johnson ²	11	11	Swed.	Johnson Line	Goth'burg, Swed.	S. Francisco, Cal.	General	3,726
Vancouver	11	12	Ger.	Hamburg-Amer. Line	Hamburg, Ger.	Vancouver, B.C.	General	4,529
Herman Frasch	11	12	Amer.	Union Sulphur Co.	New Orleans, La.	Tacoma, Wash.	(¹⁷)	5,650
Tofuku Maru	12	12	Jap.	Kokusai Kisen Kaisha	Searsport, Maine	Kobe, Japan	(¹⁸)	7,160
Taybank ²	12	12	Brit.	Bank Line, Ltd.	Boston, Mass.	Shanghai, China	General	2,200
Pennsylvania	12	12	Amer.	Amer.-Hawaiian Line	Boston, Mass.	Portland, Oreg.	General	2,480
Salvador	5	12	Brit.	Pacific Steam Nav. Co.	Cristobal, C.Z.	Champico, Guat.	General	868
Santa Isabel	12	12	Amer.	Grace Line	New York, N.Y.	Valparaiso, Chile	General	293
Monte Dick ⁵			Amer.	Fred Furst	Cristobal, C.Z.	Gatun, C.Z.	Ballast	
Santa Lucia	12	13	Amer.	Panama Mail S.S. Co.	Philadelphia, Pa.	Seattle, Wash.	Coffee, gen.	3,658
Sterneborg ²	12	13	Dan.	C. K. Hansen	Albany, N.Y.	Los Angeles, Cal.	Ballast	
John Bakke ²	13	13	Nor.	Knut Knutsen	Stavanger, Nor.	Seattle, Wash.	Ballast	
Chickasaw City	13	13	Amer.	Isthmian S.S. Lines	New York, N.Y.	S. Francisco, Cal.	General	3,635
Nuevo Panama ²	11	13	Pan.	Hans Elliot	Cristobal, C.Z.	B'ventura, Col.	General	150
City of Canberra	13	13	Brit.	Ellerman & Bucknall	New York, N.Y.	Freemantle, Aust.	General	3,061
Antofagasta	13	13	Chil.	(²¹)	Liverpool, Eng.	Valparaiso, Chile	Ballast	
C. O. Stillman ²	13	14	Brit.	International Pet. Co.	Halifax, N.S.	Talara, Peru	Ballast	
Santa Maria ²	13	14	Amer.	Union Oil Co.	Aruba, D.W.I.	Los Angeles, Cal.	Ballast	
Gaelic Star	13	14	Brit.	Blue Star Line	Newcastle, Eng.	Seattle, Wash.	Ballast	
Cape of Good Hope	13	14	Brit.	Chilean Nitrate Co.	Manchester, Eng.	Arica, Chile ¹⁹	Ballast	
Swan ²¹			Amer.	U.S. Navy	Cristobal, C.Z.	Balboa, C.Z.	(²⁰)	
S-14 ⁷			Amer.	U.S. Navy	Cristobal, C.Z.	Balboa, C.Z.	Ballast	
Point Palmas	14	14	Amer.	Swayne & Hoyt	Houston, Tex.	Seattle, Wash.	General	4,886

¹ Tanker. ² Motor ship. ³ Motor schooner. ⁴ Launch. ⁵ Yacht. ⁶ Submarine. ¹⁰ Mine sweeper.
¹² Cruiser. ¹³ Crane. ¹⁴ Belawan Deli, Sumatra. ¹⁵ Paper, autos, general. ¹⁶ Cotton, phosphate rock, etc.
¹⁷ Sulphur and oyster shells. ¹⁸ Scrap steel, rails, cotton, tobacco. ¹⁹ For orders. ²⁰ Towing submarine S-14.
²¹ Cia. Chilena de Na. Interociania.

ATLANTIC TO PACIFIC—Continued

Ship	Date arrived	Date cleared	Nationality	Line (Charterer or operator)	Port		Cargo	
					From—	For—	Nature	Tons
Manizales.....	5	14	Ger...	North German Lloyd.	Cristobal, C.Z.	Guayaquil, Ecuador	General.....	428
Archangelos.....	14	14	Greek...	Livanos Brothers.....	Port Royal, Jam.	Pto. Chic'ma, Peru	Ballast.....	
Canadian Victor.....	14	14	Brit...	Can. Nat. Steamships	Montreal, Canada	Brisbane, Aust...	General.....	2,782
Hindanger ²	14	15	Nor...	Westfal, Larsen & Co.	Rotterdam, Neth.	Vancouver, B.C.	Pgtrs. only.....	
Tekoa.....	14	15	Brit...	N. Z. Shipping Co.	Liverpool, Eng.	Nelson, N.Z.	General.....	7,450
Cheyenne ²	15	15	Brit...	Standard Oil Co.	Newcastle, Eng.	Los Angeles, Cal.	Ballast.....	
Ardenvohr ²	15	15	Brit...	Australind S.S. Co.	Freeport, Tex.	Freem'tle, Aust.	(¹⁵)	8,526
San Clemente.....	14	15	Amer...	Quaker Line.....	New York, N.Y.	Tacoma, Wash.	General.....	3,735
California Standard ²	15	15	Amer...	Standard Oil Co.	London, Eng.	S. Francisco, Cal.	Ballast.....	
Svenor ²	15	15	Nor...	Anglo-Saxon Pet. Co.	Curacao, D.W.I.	Kagoshima, Jap.	Kerosene.....	10,859
Lewis Luckenbach.....	15	15	Amer...	Luckenbach Line.....	Boston, Mass.	Los Angeles, Cal.	Ballast.....	
Soloy ²	15	16	Nor...	Mitsubishi Shoji K.	Pt. Arthur, Tex.	Yokohama, Jap.	(¹⁶)	7,304

PACIFIC TO ATLANTIC

Tatsuno Maru.....	15	16	Jap...	Nippon Yusen Kaisha	Iloilo, P.I.	New York, N.Y.	General.....	8,911
Barnevelde.....	16	16	Neth...	Royal Neth. S.S. Co.	Talcahuano, Chile	Hamburg, Ger...	General.....	4,849
Franz Klasen ²	16	16	Danz...	Baltic-Amer. Pet. Co.	Talara, Peru...	Rotterdam, Neth.	(¹⁸)	16,535
San Gil.....	16	16	Pan...	United Fruit Co.	Pto. Arm'les, R.P.	Boston, Mass.	Bananas.....	1,133
King City.....	16	16	Brit...	Reardon Smith Line.	Dairen, China.	Cobb, Ireland ¹⁷	Soy beans.....	8,250
Betterton ¹	16	17	Amer...	Union Oil Co.	Los Angeles, Cal.	New York, N.Y.	Gasoline.....	9,285
Hannibal ¹⁴	16	17	Amer...	U.S. Navy.....	Balboa, C.Z.	Philadelphia, Pa.		
No. 223 ¹³	16	17	Amer...	U.S. Navy.....	Balboa, C.Z.	Philadelphia, Pa.		
No. 353 ¹³	16	17	Amer...	U.S. Navy.....	Balboa, C.Z.	Philadelphia, Pa.		
Cable Enterprise.....	16	18	Brit...	Western Teleph. Co.	Callao, Peru...	Cienfuegos Cuba.	Ballast.....	
Portland ²	17	17	Ger...	Hamburg-Amer. Line.	Vancouver, B.C.	Hamburg, Ger...	General.....	7,117
Tulsagas ¹	16	17	Amer...	Associated Oil Co.	S. Francisco, Cal.	New York, N.Y.	(¹⁹)	9,616
Arizona.....	16	17	Amer...	Williams Line.....	Seattle, Wash.	Boston, Mass.	Lumber.....	7,750
San Simon.....	16	17	Amer...	Quaker Line.....	Portland, Oreg.	Philadelphia, Pa.	Lumber, gen.	8,044
Antiope.....	17	17	Brit...	Andrew Weir & Co.	Port Alberni, B.C.	Hull, England.....	(²⁰)	7,800
Benreoch.....	17	17	Brit...	Anglo-Can. Ship. Co.	N. West' er, B.C.	Middlesboro, Eng.	General.....	8,731
Canadian Cruiser.....	17	18	Brit...	Can. Nat. Steamships	Brisbane, Aust.	Montreal, Canada	General.....	4,395
Svealand ²	17	17	Swed...	Ore S.S. Corp.	Cruz Gr'de, Chile	Sparrows Pt., Md.	Iron ore.....	21,652
Sveajarl ²	17	18	Swed...	Knutson Line.....	Valparaiso, Chile.	Goth'burg, Swed.	General.....	7,447
Antiofjelle ²	17	18	Brit...	Imperial Oil Co.	Talara, Peru...	Montreal, Canada	Crude oil.....	11,848
Golden Hind.....	17	18	Amer...	Amer.-Hawaiian Line.	S. Francisco, Cal.	Boston, Mass.	General.....	4,513
Santa Lucia.....	17	18	Amer...	Grace Line.....	Seattle, Wash.	Philadelphia, Pa.	General.....	3,506
Sacramento.....	17	18	Amer...	Chas. Nelson S.S. Co.	Seattle, Wash.	New York, N.Y.	Lum' er, pulp	6,366
Katrina Luckenbach.....	17	18	Amer...	Luckenbach-Gulf Co.	Portland, Oreg.	Mobile, Ala.	General.....	7,000
Real ²	18	19	Pan...	Hans Elliot.....	Darien, R.P.	Cristobal, C.Z.	Bananas.....	32
Sambu ²	18	19	Pan...	Hans Elliot.....	Darien, R.P.	Cristobal, C.Z.	Bananas.....	10
Porta.....	17	18	Ger...	North German Lloyd.	Valparaiso, Chile.	Bremen, Ger...	Nitrate, gen.	5,518
Brimanger ²	17	18	Nor...	Intercean S.S. Corp.	Vancouver, B.C.	Rotterdam, Neth.	General.....	6,854
Dalfonn ²	18	18	Nor...	Anglo-Saxon Pet. Co.	Los Angeles, Cal.	L'ds End, Eng. ¹⁷	(²¹)	11,884
Pomona.....	17	18	Amer...	Pomona S.S. Co.	Seattle, Wash.	Newark, N.J.	Lumber.....	9,500
Missourian ²	18	19	Amer...	Amer.-Hawaiian Line.	Portland, Oreg.	Boston, Mass.	Lumber, gen.	8,692
Santa Maria ²	17	19	Amer...	Grace Line.....	Valparaiso, Chile.	New York, N.Y.	General.....	4,083
Marian Otis Chandler.....	17	19	Amer...	Shepherd S.S. Co.	Warrington, Oreg	New York, N.Y.	Lumber, gen.	8,021
Sun ¹	19	20	Amer...	Sun Oil Co.	Los Angeles, Cal.	Chester, Pa.	(²²)	13,684
Frieda.....	19	20	Amer...	Union Sulphur Co.	Everett, Wash.	Providence, R.I.	Lumber.....	4,443
Lewis Luckenbach.....	20	20	Amer...	Luckenbach Line.....	Seattle, Wash.	Boston, Mass.	Lumber, gen.	10,135
Canadian Farmer.....	20	21	Brit...	(²³)	Vancouver, B.C.	Toronto, Canada	Lumber, gen.	3,040
Nuevo Panama ²	21	22	Pan...	Hans Elliot.....	B'ventura, Col.	Cristobal, C.Z.	Coffee.....	210
Lobos ²	21	21	Brit...	Pacific Steam Nav. Co.	Talcahuano, Chile	Hull, England.....	General.....	6,723
Zenon.....	21	22	Fr...	French Line.....	Coronel, Chile.	Havre, France.	General.....	6,995
West Cape.....	21	21	Amer...	McCormick S.S. Co.	P. Gamble, Wash.	Albany, N.Y.	Gen. lumber.	7,555
Moldanger ²	19	21	Nor...	Intercean Line.....	Vancouver, B.C.	Rotterdam, Neth.	General.....	8,500
Fairfield City.....	21	21	Amer...	Isthmian S.S. Lines.	Hilo, T.H.	Baltimore, Md.	(²⁴)	8,154
Utacarbon ¹	21	22	Amer...	Union Oil Co.	Los Angeles, Cal.	Tiverton, R.I.	Gasoline.....	10,428
Acajutla.....	21	21	Brit...	Pacific Steam Nav. Co.	Champ'ico, Guat.	Cristobal, C.Z.	Coffee, gen.	281
Felte ²	22	23	Ital...	Nav. Lib. Triestina	Vancouver, B.C.	Trieste, Italy.....	Lumber, gen.	8,439
Cerigo.....	22	24	Ger...	Hamburg-Amer. Line.	Guayaquil, Ecuador	Cristobal, C.Z.	Coffee, gen.	933
President Lincoln.....	23	23	Amer...	Dollar Line.....	S. Francisco, Cal.	New York, N.Y.	General.....	4,191
Oregon ²	22	23	Fr...	French Line.....	Vancouver, B.C.	Le Havre, France	General.....	9,308
San Benito.....	23	23	Pan...	United Fruit Co.	Pto. Arm'les, R.P.	Boston, Mass.	Bananas.....	1,150
Kansas.....	23	23	Amer...	Amer.-Hawaiian Line.	Portland, Oreg.	Boston, Mass.	General.....	5,366
Innars ²	23	23	Swed...	Transatlantic S.S. Co.	Nauru Is., S. Pac.	Kotka, Finland.	Phosphate.....	5,500
C. O. Stillman ²	23	24	Brit...	International Pet. Co.	Talara, Peru...	Halifax, N.S.	Crude oil.....	21,877
Willpolo.....	23	23	Amer...	Amer.-Hawaiian Line.	Seattle, Wash.	New York, N.Y.	Lumber, gen.	6,690
Amerikaland ²	23	24	Swed...	Ore S.S. Corp.	Cruz Gr'de, Chile	Baltimore, Md.	Iron ore.....	21,650
Laurits Swenson ²	23	25	Nor...	Fred Olsen & Co.	Vancouver, B.C.	Oslo, Norway.....	General.....	7,006

¹ Tanker. ² Motor ship. ³ Motor schooner. ¹³ Sub. chaser. ¹⁴ Survey ship. ¹⁵ Asphalt, lubricating oil, and sulphur. ¹⁶ Scrap iron, scrap steel. ¹⁷ For orders. ¹⁸ Gasoline, gas oil. ¹⁹ Gasoline, lubricating oil. ²⁰ Grain, lumber. ²¹ Benzine and C. H. gasoline. ²² Gas, petroleum spirits. ²³ Great Lakes Intercoastal Line. ²⁴ Sugar, pineapples.

PACIFIC TO ATLANTIC—Continued

Ship	Date arrived	Date cleared	Nationality	Line (Charterer or operator)	Port		Cargo	
					From—	For—	Nature	Tons
J. L. Luckenbach.	24	24	Amer.	Luckenbach Line.....	Seattle, Wash....	Boston, Mass....	Lumber, gen.	8,125
Orville Harden ¹	24	24	Danz.	W. Tanksschiff Rhed'i.	Talara, Peru....	Hamburg, Ger....	(¹⁴)	16,284
Virginia.	24	25	Amer.	Panama-Pacific Line.	S. Francisco, Cal.	New York, N.Y.	General.....	7,458
Neches ¹	23	25	Amer.	U.S. Navy.	San Diego, Calif.	Cristobal, C.Z.	Gasoline.....	418
Edwin Christenson.	24	25	Amer.	Sudden & Christenson	Seattle, Wash....	Baltimore, Md....	Lumber, gen.	6,984
Tai Shan ²	24	26	Pan.	Barber Line.....	Hongkong, China	New York, N.Y.	General.....	6,523
Real ³	25	26	Pan.	Hans Elliot.....	Darien, R.P....	Cristobal, C.Z.	Bananas.....	29
Spreewald ²	25	25	Ger.	Hamburg-Amer. Line.	Valparaiso, Chile	Hamburg, Ger....	General.....	8,132
Soyo Maru ²	25	25	Jap.	Kawassaki K. Kaisha.	Shanghai, China.	Philadelphia, Pa.	General.....	1,779
Pacific Enterprise	25	25	Brit.	Furness, Withy & Co.	Vancouver, B.C.	Glasgow, Scot....	General.....	8,450
Sambu ³	25	26	Pan.	Hans Elliot.....	Darien, R.P....	Cristobal, C.Z.	Bananas.....	11
Point Caleta.	25	26	Amer.	Gulf-Pacific Line....	Portland, Oreg....	Tampa, Fla....	Lumber, gen.	6,493
J. H. Senior ¹	26	26	Danz.	Agwi Pet. Corp....	Talara, Peru....	Fawley, England.	Crude oil.....	16,362
Bradford.	26	26	Brit.	Reardon Smith Line.	Victoria, B.C....	Cardiff, Wales....	General.....	7,820
Oregonian.	27	27	Amer.	Amer.-Hawaiian Line.	Seattle, Wash....	Boston, Mass....	Lumber, gen.	6,672
Invercorrie ¹	27	27	Venez.	Standard Ship. Co..	B'ventura, Col....	Aruba, D.W.I....	Ballast.....
Nicolas Bravo ²	9	27	Mex.	Mexican Government.	Manzanillo, Mex.	Bluefields, Nic....
Nuevo Panama ²	27	29	Pan.	Hans Elliot.....	B'ventura, Col....	Cristobal, C.Z.	Coffee.....	205
Santa Cecilia.	27	28	Amer.	Grace Line.....	S. Francisco, Cal.	New York, N.Y.	Coffee, gen.	2,100
S-117.	5	5	Amer.	U.S. Navy.	Balboa, C.Z....	Cristobal, C.Z.
S-137.	5	5	Amer.	U.S. Navy.	Balboa, C.Z....	Cristobal, C.Z.
S-167.	5	5	Amer.	U.S. Navy.	Balboa, C.Z....	Cristobal, C.Z.
Yorkmar.	28	28	Amer.	Calmar S.S. Corp....	Seattle, Wash....	Philadelphia, Pa.	Lumber.....	7,147
Manizales.	28	30	Ger.	Grace Line.....	Guayaquil, Ecuador	Cristobal, C.Z.	General.....	1,029
Charles H. Cramp	28	28	Amer.	Argonaut S.S. Co..	Seattle, Wash....	New York, N.Y.	General.....	6,772
S-157.	5	5	Amer.	U.S. Navy.	Balboa, C.Z....	Cristobal, C.Z.
S-177.	5	5	Amer.	U.S. Navy.	Balboa, C.Z....	Cristobal, C.Z.
Retriever ¹	5	5	Amer.	U.S. Navy.	Balboa, C.Z....	Cristobal, C.Z.
San Felipe.	29	29	Amer.	Quaker Line.....	Portland, Oreg....	Philadelphia, Pa.	Lumber, gen.	8,397
Rotorua.	29	29	Brit.	N.Z. Shipping Co..	Auckland, N.Z....	London, Eng....	C. S., gen.	5,014
Geddington Court	29	29	Brit.	United Brit. S.S. Co.	Vancouver, B.C.	Hull, England....	Lum'er, grain	9,330
F. J. Luckenbach.	29	29	Amer.	Luckenbach Line....	Seattle, Wash....	Boston, Mass....	Lumber, gen.	6,606
Kwanto Maru ²	29	31	Jap.	Osaka Shosen Kaisha.	Manila, P.I....	New York, N.Y.	Silk, general.	3,908
Durazzo.	30	1	Ger.	Hamburg-Amer. Line.	Guayaquil, Ecuador	Cristobal, C.Z.	General.....	1,202
San Bruno.	30	30	Pan.	United Fruit Co..	Pto. Arm'es, R.P.	Boston, Mass....	Bananas.....	850
Los Angeles ²	30	31	Ger.	Hamburg-Amer. Line.	Vancouver, B.C.	Hamburg, Ger....	General.....	7,104
Nevadan.	30	30	Amer.	Amer.-Hawaiian Line.	Portland, Oreg....	Boston, Mass....	General.....	6,034
Baldur.	30	30	Ger.	Chilean Nitrate Co..	Iquique, Chile....	Azores ¹³	Nitrate.....	9,760
Swan No. 34 ⁴	22	22	Amer.	U.S. Navy.	Balboa, C.Z....	Cristobal, C.Z.
Santa Rita ²	30	30	Amer.	Grace Line.....	Valparaiso, Chile.	New York, N.Y.	General.....	3,359
J.A. Mowinkel ¹	30	31	Danz.	W. Tanksschiff Rhed'i.	Talara, Peru....	Valloe, Norway....	Crude oil.....	16,035
Santa Paula.	31	1	Amer.	Grace Line.....	Seattle, Wash....	New York, N.Y.	General.....	3,116
Point Lobos.	31	1	Amer.	Gulf-Pacific Line....	Vancouver, B.C.	Lake Charles, La.	General.....	2,740
Mathew Luckenbach.	31	1	Amer.	Luckenbach Gulf Co.	Portland, Oreg....	Mobile, Ala....	General.....	5,523
Real ²	1	2	Pan.	Hans Elliot.....	Darien, R.P....	Cristobal, C.Z.	Bananas.....	38
Sambu ³	1	2	Pan.	Hans Elliot.....	Darien, R.P....	Cristobal, C.Z.	Bananas.....	13
Anna Maersk ²	1	1	Dan.	Isbrandtsen Moller.	Cebu, P.I....	New York, N.Y.	General.....	6,482
Dilworth ¹	1	1	Amer.	Shell Pet. Prod. Corp.	Los Angeles, Cal.	Baltimore, Md....	Naptha.....	9,213
Hilda ²	1	3	Amer.	Caddo Co.....	Los Angeles, Cal.	New York, N.Y.	Ballast.....
Santa Barbara ²	1	2	Amer.	Grace Line.....	San Antonio, Chile	New York, N.Y.	General.....	3,527
Chester Sun ²	2	2	Amer.	Sun Oil Co.....	Los Angeles, Cal.	Chester, Pa....	Gasoline.....	13,281
Walter A. Luckenbach.	2	3	Amer.	Luckenbach Line....	Seattle, Wash....	Boston, Mass....	Lumber, gen.	6,221
Nuevo Panama ²	2	4	Pan.	Hans Elliot.....	B'ventura, Col....	Cristobal, C.Z.	Coffee.....	213
Oakworth ²	3	3	Brit.	Canadian Transp. Co.	Vancouver, B.C.	Montreal, Canada	(¹⁵)	6,000
Drechtijk ²	3	3	Neth.	N. Pac. Coast Line.	Victoria, B.C....	Rotterdam, Neth.	General.....	7,770
Chilore.	3	3	Amer.	Ore S.S. Corp....	Cruz Gr'de, Chile	Baltimore, Md....	Iron ore.....	21,652
Steel Age.	3	3	Amer.	Isthmian S.S. Lines.	Seattle, Wash....	Baltimore, Md....	Lumber, ore.	6,983
William A. McKenney.	3	3	Amer.	McCormick S.S. Co..	Tacoma, Wash....	New York, N.Y.	Lumber, gen.	8,800
Columbian.	3	3	Amer.	Amer.-Hawaiian Line.	Seattle, Wash....	Boston, Mass....	Lumber, gen.	6,200
General W. M. Graham.	Amer.	U.S. Army.	Balboa, C.Z....	Cristobal, C.Z.
S-127.	Amer.	U.S. Navy.	Balboa, C.Z....	Cristobal, C.Z.
Mallard.	Amer.	U.S. Navy.	Balboa, C.Z....	Cristobal, C.Z.
San Pedro.	3	4	Amer.	States S.S. Co....	Portland, Oreg....	New York, N.Y.	Lumber, gen.	7,330
Calgarolite ²	4	4	Brit.	Imperial Oil Co..	Talara, Peru....	Montreal, Canada	Crude oil.....	16,500
Hagan ¹	4	4	Amer.	Shell Oil Co.....	Los Angeles, Cal.	Wilmington, N.C.	Naptha.....	8,088
Aden Maru.	4	4	Jap.	Kokusai Kisen Kaisha	Manila, P.I....	New Orleans, La.	Sugar.....	7,500
Diamond Cement.	4	5	Amer.	Charles Nelson Co..	Pt. Angeles, Wash	Boston, Mass....	Lumber, gen.	4,017
Reina del Pacifico.	5	5	Brit.	Pacific Steam Nav. Co.	Talcahuano, Chile	Liverpool, Eng....	General.....	5,693
Rimac.	4	5	Peru.	Peruvian Government	Callao, Peru....	European port.	Ballast.....
Manizales.	30	Ger.	North German Lloyd.	Balboa, C.Z....	Cristobal, C.Z.	Ballast.....
Salvador.	5	Brit.	Pacific Steam Nav. Co.	Champ'ico, Guat.	Cristobal, C.Z.	General.....	354
Almelo.	5	5	Neth.	Royal Neth. S.S. Co.	Pisco, Peru....	Amsterdam, Neth.	General.....	5,675
Buenos Aires.	5	5	Swed.	Johnson Line.....	Vancouver, B.C.	Stockholm, Swed.	General.....	5,966

¹ Tanker.
¹¹ Mine planter.² Motor ship.
¹² Cruiser.³ Motor schooner.
¹³ For orders.⁴ Tug.
¹⁴ Gas oil, naptha.⁵ Launch.⁶ Yacht.
⁷ Submarine.
¹⁵ Lumber, whiskey, general.

PACIFIC TO ATLANTIC—Continued

Ship	Date arrived	Date cleared	Nationality	Line (Charterer or operator)	Port		Cargo	
					From—	For—	Nature	Tons
President Taft.....	6	7	Amer.	Dollar Line.....	Manila, P.I.	New York, N.Y.	General.....	4,938
Santa Maria.....	5	7	Amer.	Union Oil Co.....	S. Francisco, Cal.	Cristobal, C.Z.	(¹)	10,627
Charles Christenson. son.	5	6	Amer.	Sudden & Christenson	Portland, Oreg.	Baltimore, Md.	Lumber, gen.	7,586
Peter Kerr.....	5	6	Amer.	Quaker Line.....	Portland, Oreg.	Baltimore, Md.	Lumber, gen.	8,700
Papoose.....	5	6	Amer.	Petroleum Nav. Co.	Vancouver, B.C.	Houston, Texas.	Ballast.....	
Cal.....	6	8	Ger.	North German Lloyd.	Guayaquil, Ecuador	Cristobal, C.Z.	General.....	956
San Gil.....	6	6	Pan.	United Fruit Co.	Boston, Mass.	Bananas.....		390
Berganger.....	6	6	Nor.	Interocean Line.....	Vancouver, B.C.	Rotterdam, Neth.	General.....	7,130
Kentuckian.....	6	6	Amer.	Amer.-Hawaiian Line.	Portland, Oreg.	Boston, Mass.	Lumber, gen.	5,747
Odin.....	6	7	Ger.	Anglo-Chilean Nit.Co.	Tocopilla, Chile.	Azores. ¹	Nitrates.....	8,502
Northern Sun.....	6	7	Amer.	Sun Oil Co.	Los Angeles, Cal.	Perth A'boy, N.J.	Gasoline.....	13,500
Laguna.....	7	7	Brit.	Pacific Steam Nav.Co.	Talcahuano, Chile	Liverpool, Eng.	General.....	7,114
Steel Worker.....	7	7	Amer.	Isthmian S.S. Lines.	Honolulu, T.H.	Baltimore, Md.	(¹)	3,119
Reginolite.....	7	8	Brit.	Imperial Oil Co.	Talara, Peru.	Montreal, Canada	Crude oil.....	11,600
Pennsylvania.....	7	8	Amer.	Panama-Pacific Line.	S. Francisco, Cal.	New York, N.Y.	General.....	7,418
Sunol.....	7	8	Amer.	Sun Oil Co.	Los Angeles, Cal.	Chester, Pa.	Gasoline.....	13,581
Julia Luckenbach.	8	8	Amer.	Luckenbach Line.	Seattle, Wash.	Boston, Mass.	Lumber, gen.	8,415
Real.....	8	9	Pan.	Hans Elliot.....	Darien, R.P.	Cristobal, C.Z.	Bananas.....	33
Sambu.....	8	9	Pan.	Hans Elliot.....	Darien, R.P.	Cristobal, C.Z.	Bananas.....	13
Point Chico.....	8	8	Amer.	Swayne & Hoyt.....	Portland, Oreg.	Mobile, Ala.	Lumber, gen.	5,013
Salawati.....	8	8	Neth.	Pac.-Java-Bengal Line	Portland, Oreg.	Calcutta, India.	General.....	3,664
San Julian.....	8	8	Amer.	Quaker Line.....	Longview, Wash.	Philadelphia, Pa.	Lumber.....	10,747
Pacific Pioneer.....	8	8	Brit.	Furness, Withy & Co.	Vancouver, B.C.	Glasgow, Scot.	General.....	8,452
India.....	8	8	Dan.	East Asiatic Co.	Vancouver, B.C.	Copenhagen, Den.	General.....	10,560
Rolling Stone.....	6	6	Pan.	Robert Wilcox.....	Balboa, C.Z.	Cristobal, C.Z.	Ballast.....	
Steclore.....	9	9	Amer.	Bethlehem Steel Co.	Cruz Gr'de, Chile	Baltimore, Md.	Iron ore.....	21,652
Plow City.....	8	9	Amer.	Continental Grain Co.	Portland, Oreg.	Hampton Rds. ¹	Wheat.....	4,380
Eastern Sun.....	8	9	Amer.	Sun Oil Co.	Los Angeles, Cal.	Chester, Pa.	Gasoline.....	13,318
Leikanger.....	8	9	Nor.	Westfal, Larsen & Co.	Pt. Albani, B.C.	London, Eng.	Lumber.....	5,583
Canadian Conqueror.	9	10	Brit.	Can. Nat. Steamships.	Brisbane, Aust.	Montreal, Canada	General.....	2,210
K.R. Kingsbury.....	9	9	Amer.	Shell Oil Co.	S. Francisco, Cal.	Fall River, Mass.	Naphtha.....	9,216
Sage Brush.....	9	9	Amer.	Shepard S.S. Co.	Seattle, Wash.	Boston, Mass.	General.....	7,920
Odenwald.....	9	10	Ger.	Hamburg-Amer. Line.	Valparaiso, Chile	Hamburg, Ger.	(¹)	7,722
Willboro.....	9	9	Amer.	Amer.-Hawaiian Line.	Seattle, Wash.	Newburg, N.Y.	Lumber, gen.	9,359
Patrick Henry.....	9	9	Amer.	Lykes Bros.-Ripley.	Cebu, P.I.	New Orleans, La.	(¹)	8,907
Buffalo Bridge.....	9	10	Amer.	Continental Grain Co.	Portland, Oreg.	Galveston, Texas	Wheat.....	4,465
Modavia.....	9	10	Brit.	Donaldson Bros.	Vancouver, B.C.	Glasgow, Scot.	Fruit, gen.	5,495
Canadian Challenger.	9	10	Brit.	Can. Nat. Steamships	Brisbane, Aust.	Montreal, Canada	General.....	3,630
Row boat.....	6	11	Amer.	M. C. Brasfield.....	LasCascadas,C.Z.	Balboa, C.Z.	Ballast.....	
Tacoma.....	9	11	Ger.	Hamburg-Amer. Line.	Vancouver, B.C.	Hamburg, Ger.	General.....	6,536
Sollund.....	7	25	Nor.	Grace Line.....	Balboa, C.Z.	Cristobal, C.Z.	Ballast.....	
Iowan.....	8	10	Amer.	Amer.-Hawaiian Line.	Seattle, Wash.	Boston, Mass.	Lumber, gen.	7,980
Cathwood.....	10	10	Amer.	Union Oil Co.	Los Angeles, Cal.	Tiverton, R.I.	Gasoline.....	8,600
Santa Ana.....	10	11	Amer.	Grace Line.....	S. Francisco, Cal.	New York, N.Y.	Coffee, gen.	3,236
Lapwing.....	10	11	Amer.	U.S. Navy.....	Balboa, C.Z.	Cristobal, C.Z.		
Cape Horn.....	10	10	Brit.	(¹)	Vancouver, B.C.	Manchester, Eng.	Lumber, gen.	9,436
Sir Karl Knudsen. son.	10	11	Nor.	Anglo-Saxon Pet. Co.	Los Angeles, Cal.	Lands End, Eng. ¹	Gasoline.....	9,988
Axel Johnson.....	11	11	Swed.	Johnson Line.....	Vancouver, B.C.	Goth'burg, Swed.	Grain, fruit.	5,550
Nuevo Panama.....	11	13	Pan.	Hans Elliot.....	B'ventura, Col.	Cristobal, C.Z.	Coffee, gen.	216
Charles Nelson.....	10	11	Amer.	Nelson Line.....	Seattle, Wash.	Albany, N.Y.	Lumber, gen.	6,555
El Aleto.....	11	11	Brit.	Anglo-Ecuador Oil Co.	La Libertad, Ecu.	Philadelphia, Pa.	Crude oil.....	10,210
Standard Arrow.....	11	11	Amer.	Standard Oil Co.	Los Angeles, Cal.	New York, N.Y.	Gasoline.....	11,228
Tarangar.....	11	11	Nor.	Interocean S.S. Corp.	Vancouver, B.C.	Rotterdam, Neth.	(¹)	5,500
Anniston City.....	11	11	Amer.	Isthmian S.S. Lines.	Seattle, Wash.	Chester, Pa.	General.....	7,494
Fernbank.....	12	12	Nor.	Fern Line.....	Iloilo, P.I.	East coast, U.S.A.	Sugar.....	7,025
Santa Olivia.....	12	13	Amer.	Grace Line.....	Valparaiso, Chile.	New York, N.Y.	General.....	3,600
Cerigo.....	12	13	Ger.	Hamburg-Amer. Line.	Guayaquil, Ecu.	Cristobal, C.Z.	General.....	849
San Antonio.....	12	13	Fr.	French Line.....	Vancouver, B.C.	Havre, France.	General.....	6,407
Westra.....	12	12	Amer.	McCormick S.S. Co.	Vancouver, B.C.	Buenos Aires, Arg.	Lumber, gen.	7,558
Forresbank.....	12	13	Brit.	Colonial Sugar Ref. Co.	Suva, Fiji Is.	Lands End, Eng. ¹	Sugar.....	8,333
Paul Luckenbach.....	12	13	Amer.	Luckenbach Line.	Tacoma, Wash.	Boston, Mass.	Lumber, gen.	8,283
Californian.....	12	13	Amer.	Amer.-Hawaiian Line.	Portland, Oreg.	Boston, Mass.	Lumber, gen.	8,664
Marsodak.....	13	13	Amer.	Continental Grain Co.	Portland, Oreg.	New Orleans, La.	Wheat.....	5,184
Republic.....	12	14	Amer.	U.S. Army.....	Honolulu, T.H.	Brooklyn, N.Y.	Supplies.....	8,872
Europa.....	13	13	Dan.	East Asiatic Co.	Vancouver, B.C.	Copenhagen, Den.	General.....	6,917
Pan Norway.....	13	13	Nor.	Huasteca Pet. Oil Co.	Talara, Peru.	Rotterdam, Neth.	Naphtha.....	12,898
Samuel Bakke.....	13	14	Nor.	Scand. S. Pacific Line.	Valparaiso, Chile.	Oslo, Norway.	General.....	7,118
Sturtevant No. 240. 9	14	14	Amer.	U.S. Navy.....	Balboa, C.Z.	Cristobal, C.Z.		
Turakina.....	14	14	Brit.	N.Z. Shipping Co.	Lyttleton, N.Z.	Glasgow, Scot.	Frozen, gen.	6,614
Kurama Maru.....	14	14	Jap.	Kokusai Kisen Kaisha	Manila, P. I.	Boston, Mass.	General.....	3,150
Fernmoor.....	14	14	Brit.	Moor Line.....	Vancouver, B.C.	Avonmouth, Eng.	Grain.....	8,375
Fernmoor.....	13	14	Nor.	Fearnley & Eger.....	Vancouver, B.C.	Newark, N.J.	Lumber.....	6,000

¹ Tanker.² Motor ship.³ Launch.⁴ Yacht.⁵ Transport.⁶ Destroyer.⁷ For orders.⁸ Cape York Motorship Co.⁹ Fuel and Diesel oil.¹⁰ Pineapples, cane.¹¹ Sugar, cotton, ore.¹² Copra, hemp, sugar.¹³ Lumber, wheat, general.

PACIFIC TO ATLANTIC—Continued

Ship	Date arrived	Date cleared	Nationality	Line (Charterer or operator)	Port		Cargo	
					From—	For—	Nature	Tons
Richmond ¹²	14	15	Amer.	U.S. Navy	Balboa, C.Z.	Cristobal, C.Z.		
Overton No. 239 ⁹	14	15	Amer.	U.S. Navy	Balboa, C.Z.	Cristobal, C.Z.		
Harlesden	14	15	Brit.	James C. Harrison	N. West'er, B. C.	London, Eng.	Lumber, gen.	8,063
Santa Rosa	14	15	Amer.	Grace Line	Seattle, Wash.	New York, N.Y.	General	4,873
Virgilio ²	14	15	Ital.	Italian Line	Valparaiso, Chile	Genoa, Italy	General	3,073
Edgar F. Luckenbach	14	15	Amer.	Luckenbach Line	Portland, Oreg.	Mobile, Ala.	General	7,029
Lebore	15	15	Amer.	Ore S.S. Corp.	Cruz Gr'de, Chile	Baltimore, Md.	Iron ore	21,500
Boskoop	15	15	Neth.	Royal Neth. S.S. Co.	Talcahuano, Chile	Hamburg, Ger.	General	8,553
Real ²	15	15	Pan.	Hans Elliot	Darien, R.P.	Cristobal, C.Z.	Bananas	40
Dos Hermanos ²	15	16	Pan.	A. Valdez	Bayano Riv. R.P.	Cristobal, C.Z.	Bananas	16
Akaroa	15	16	Brit.	Shaw, Savill & Albion	Auckland, N.Z.	London, Eng.	Frozen, gen.	5,950
Nordfarer	15	15	Dan.	Anglo-Can. Ship. Co.	GraysHar., Wash.	Sharpness, Eng.	(¹²)	7,640
Steel Trader	15	16	Amer.	Isthmian S.S. Lines	Vancouver, B.C.	Avonmouth, Eng.	General	7,385

² Motor ship.³ Launch.⁹ Destroyer.¹² Cruiser.¹³ Lumber, wheat.

Canal Traffic for First Fifteen Days of August

During the first 15 days of August 1933, 212 commercial vessels and 8 small non-seagoing launches under 20 tons measurement transited the Canal. Tolls on the commercial vessels aggregated \$915,713.36, and on the launches, \$64.75, or a total tolls collection of \$915,778.11.

The daily average of commercial vessels was 14.13, and the daily average tolls collection was \$61,047.56, as compared with an average of 14.53 transits and \$62,909.84 in tolls for the first 15 days of the previous month, and an average of 9.67 transits and \$45,522.74 in tolls for the first 15 days of August 1932. Commercial traffic showed a decrease of 6 transits and \$27,934.20 in tolls (2.8 percent and 3.0 percent, respectively) in comparison with the first 15 days of the previous month, while in comparison with the first 15 days of August 1932, it registered a gain of 67 transits and \$232,872.22 in tolls (46.2 percent and 34.1 percent, respectively).

New Drydock at Cristobal

Work on the reconstruction of the drydock at Cristobal Shops, at the Atlantic terminus of the Canal, which was begun in December of last year, has advanced satisfactorily and it is expected that the drydock may be reopened in its enlarged and improved state within approximately six weeks from the present.

The first drydock at Cristobal was built in 1886 by the first French company engaged in the construction of the Panama Canal, and had usable length of 190 feet and width of 32 feet. The Isthmian Canal Commission enlarged this dock in 1907 and 1908 to a usable length of 300 feet, with width of 50 feet, the depth remaining the same. The depth over sill and keel blocks was 13½ feet at mean tide. The drydock as so enlarged was used until the end of last year for the docking of dredging equipment, towboats, submarines, etc., in the Government service and for commercial vessels which might be accommodated in it. After the opening of the Canal larger vessels were taken through the Canal to the 1,000-foot drydock at Balboa Shops, and under an Executive Order dated November 17, 1921, it was provided that vessels transiting the Canal from Cristobal to Balboa and return, for the sole purpose of having repairs made at the Balboa drydock and shops would be exempt from the payment of tolls.

The new enlargement increases the usable length by 81 feet and the depth by 7½ feet and the width at top is increased by 30 feet. Concisely, the new drydock is to have length of 381 feet from the head to the inside of sill along the centerline; width of entrance at top, 66 feet; width of dock at top, 80 feet, and at bottom, 65 feet, with 3 altars on each side, each 2 feet 6 inches wide; elevation at top of dock, 7 feet above sea level; elevation of bottom of dock, 25 feet below sea level, of sill 22 feet and of keel blocks 21 feet below mean sea level. Allowing 15 feet off the dock length for working around a ship and 2 feet off the entrance width, the new dock will take vessels 366 feet long or more, up to 64 feet beam and drawing nearly 21 feet of water. The head of the dock is a circular segment having a radius of 40 feet.

The work of reconstruction and enlargement began on December 13, 1932, with the beginning of a cofferdam across the entrance slip, at a distance of about 280 feet from

the gates of the old drydock. Sheet steel piling was driven by a crane barge using a steel pile hammer. Earth fill was placed by using 4-cubic yard dump trucks, dumping from either side of the entrance slip and advancing toward the center as filling advanced. A gasoline-driven shovel of $\frac{3}{4}$ -cubic yard dipper was installed in a borrow pit about a mile from the dock site and 32,200 cubic yards of earth were placed in the dam between December 15, 1932, and February 23, 1933, using on an average of 8 trucks on two shifts of 8 hours each.

Pending completion of the cofferdam, excavation was carried on behind the old miter gates. A shaft was sunk directly behind the gates and tunnel excavation was started for the suction culvert. Neat excavation was 10 feet by 7 feet 2 inches.

Excavation in the suction tunnel was completed in February. To facilitate the placing of concrete, 8-inch cased holes were drilled from the ground surface along the centerline, on 10-foot centers, and all concrete for the culvert was poured through these holes. Concreting of this culvert was completed in April, a total of 330 cubic yards having been placed.

The natural rock surface along the north wall was such that by making a slight additional excavation, a ramp on about a 4 percent grade was secured leading from the head of the dock to the floor of the old dock just behind the gates. The spoil was hauled out in dump trucks of 4 cubic yards capacity and dumped in needed fills around buildings of the Mechanical Division and the Supply Department in the vicinity. Excavation for the dock floor, dock walls, north retaining wall and track supports on the north side totaled 38,600 cubic yards of earth and rock.

For the concrete mixing a weighing batcher, purchased originally for use on the Madden Road, was set up at the stock pile, and dry batches were hauled in $1\frac{1}{2}$ -ton trucks to a 21-cubic foot paving mixer set up at the dock. The placing of concrete began February 16, and the main walls, sill, floor, retaining walls and track supports are now about 95 percent completed.

The gate for the drydock is to be of the floating caisson type, bearing against a granite block sill. Placing of the granite blocks is now under way.

A retaining wall 89 feet 6 inches long on the north side at right angles to the centerline and one 82 feet long on the south side, making an angle of $9^{\circ}43'39''$ with the centerline, are provided against which the caisson may be moored when not in use.

A flooding culvert 8 feet by 4 feet 6 inches in the south wall divides into two openings, each 4 feet by 4 feet 6 inches, at the face of the dock. A suction culvert 8 feet by 4 feet 6 inches leads from the south side of the dock approximately 161 feet to the pump house. The suction and flooding culverts join at a point 55 feet from the inside of the sill and open into two sumps in the floor, one on each side of the dock. A discharge culvert 6 feet square leads from the pump house through the end of the south retaining wall. Keel blocks on 4-foot centers and sliding bilge blocks on 12-foot centers which may be hauled back to the wall by chain from the coping above are provided. A 5-foot gauge track for a locomotive crane on the north side and a 5-foot and 16-foot gauge track for a heavy crane on the south side were provided. Upon the completion of the drydock construction and installation of pumps the cofferdam across the entrance slip will be removed and the approach cleared by the Dredging Division.

Supplement to Tariff No. 11—Lighter No. 87—Diesel Oil

The Panama Canal issued on July 31, 1933, supplement No. 3 to Tariff No. 11. This supplement adds lighter No. 87 to the Class "C" lighters, listed under Item 6, paragraph 3.

The supplement also establishes the price of Diesel oil from the Canal stock, at Balboa only, at \$1.60 per barrel of 42 gallons, delivered to vessels. (Item 23, paragraph 2.)

Notice to Mariners—Pinnacle Rock Reported in Gulf of Venezuela

Notice to Mariners No. 141, issued by The Panama Canal under date of August 14, 1933, states that Capt. John Dow of the sailing vessel *Chance* reported that on May 30, 1933, he passed a rock projecting about 1 foot above water and about 6 feet across and rounded on top. Position was given as: East Monks Island bearing north 3 degrees west, Pan de Azucar bearing true west.

The notice adds that Captain Dow, who was alone in his craft, which is 22 feet long by 6 feet 4 inches beam and draws 3 feet, circled the rock and struck it with an oar, and took a sounding close alongside to the southward which showed a depth of 30 fathoms. The weather was clear and the sea smooth at the time. Captain Dow reported that with the usual swell experienced in those waters the rock would be very difficult to locate.

Record for Quick Discharge of Venezuelan Oil

The tank ship *Santa Maria*, owned and operated by the Union Oil Company, arrived at Cristobal on August 13, 1933, from Aruba, D.W.I., laden with 77,880 barrels of fuel oil for the company's tanks at Mt. Hope. The vessel passed the breakwaters at 11:20 a.m.; docked at 12.20 p. m. and commenced discharging her cargo at 1:05 p.m. At 3:30 a.m. the following day the entire cargo had been discharged. A total of 14 hours and 25 minutes elapsed from the time the oil began to flow into the shore tanks until completion of discharge. The cargo was discharged at the rate of 5,402.07 barrels per hour, which is a new high record for a quick discharge of Venezuelan oil.

At 6:05 a.m., August 14, the *Santa Maria* began transit through the Canal in ballast, on the way to Los Angeles. She had sailed from Los Angeles the latter part of July and transited the Canal on August 6, delivering a cargo of Diesel oil at Cristobal and clearing for Aruba on August 7.

Police Canvass of Civil Population of Canal Zone

The annual house-to-house canvass of the civil population of the Canal Zone taken by the Police and Fire Division during the month of June 1933, resulted in a count of 31,839 as the total number of civilian inhabitants. This was an increase of 859 over the last previous canvass, taken in June 1932.

The Balboa district showed an increase of 816. The largest shifts in population were in Corozal, La Boca, Red Tank, Paraiso, and Madden Dam area, which all made increases, and Balboa and Ancon, which combined made a decrease of 431.

The Cristobal district showed an increase of 33 over the previous canvass. The largest changes occurred in the rural areas, Silvertown and Fort Davis.

There was an increase of 419 employees of The Panama Canal and Panama Railroad residing in the Canal Zone compared with the previous canvass.

The population as of June 1933 was distributed as follows:

	AMERICANS					ALL OTHERS					
	Men		Women		Total children	Men		Women		Total children	Total
	Total men	Em- ployees	Total women	Em- ployees		Total men	Em- ployees	Total women	Em- ployees		
Balboa District.....	2,298	1,764	2,312	334	2,072	4,568	2,534	2,713	168	5,566	¹ 19,529
Cristobal District...	472	391	682	31	807	3,458	2,308	2,090	61	4,694	² 12,203
Prisoners.....	11	94	2	³ 107
Total employees..	2,155	365	4,842	229	⁴ 7,591
Total inhabitants.	2,781	2,994	2,879	8,120	4,805	10,260	⁵ 31,839

¹ Increase of 816 over 1932. ² Increase of 33 over 1932. ³ Increase of 10 over 1932. ⁴ Increase of 419 over 1932 (includes 245 civilian employees of Army and Navy). ⁵ Increase of 859 over 1932.

Copy of Report of Trans-Isthmian Highway Survey Delivered to Panama

In compliance with a request from the Government of Panama, a copy of the report on the survey made in 1928 and 1929 for the proposed development of a trans-Isthmian highway, by building a road from Alhajuela to the Atlantic coast, was delivered to that Government on July 26, through the American Legation.

This survey was made under an appropriation of \$45,000 in the Second Deficiency Act for 1928, and report was made in 1929 to the Secretary of War, by direction of which official a copy has been turned over to the State Department for delivery to Panama. The survey was projected in connection with Article II of the pending treaty of July 1926, between the United States and Panama. The treaty has not been ratified by Panama and the route has not been developed.

The route adopted in the survey contemplates a main road, about 25 miles long, from the right bank of the Chagres River at Alhajuela to a junction with the Fort Randolph Road, and a branch extending from the route at a point about three miles southeast of Cativa to Porto Bello, about 20 miles, and running approximately parallel to the Atlantic coast. The survey and estimates were for a concrete highway, 18 feet wide, which is the width of the Madden Highway. The route crosses the Chagres River on top of the Madden Dam. In connection with the Madden Highway and other existing roads on the Pacific and Atlantic sides of the Isthmus, the route connects Panama City, Colon, and Porto Bello.

Notice to Mariners and Aviators—Change in Hydrographic Broadcasts

The following information, obtained from the *Hydrographic Bulletin* from Washington, D. C., dated July 26, 1933, has been circulated by The Panama Canal in Notice to Mariners and Aviators No. 140, dated August 5, 1933:

Commencing July 24, 1933, Darien (Balboa) Radio Station, call letters NBA, on 46 kilocycles, will transmit hydrographic information, Washington weather and time signals (third order) at 0400 G.M.T. instead of 1000 G.M.T. as formerly. Time signals from 1755 to 1800 G.M.T. and hydrographic and weather information at 1800 G.M.T. will be broadcasted as usual.

Notaries Public in the Canal Zone

The following is a list of notaries public commissioned in the Canal Zone as of August 15, 1933. The list gives, by towns, the names, where stationed, and the date of expiration of commission:

ANCON.

Boyd, Oscar S., Municipal Division, October 23, 1934.
French, A. W., Gorgas Hospital, May 14, 1935.
McDougall, J. B., District Attorney's Office, March 29, 1935.
Norris, R. N., Municipal Division, August 11, 1936.
Ohlson, E. F., Gorgas Hospital, January 18, 1934.
Sheibley, F. H., District Court, October 27, 1935.
Stutzman, M. A., Land Office, June 26, 1934.
Walker, James J., District Court, November 22, 1934.

BALBOA.

Hyde, W. H., Port Captain, April 12, 1936.
Illwitzer, P. G., Balboa Storehouse, November 1, 1935.
Kalar, J. D., Port Captain, April 13, 1935.
Kelley, Thomas H., Mechanical Division, August 18, 1933.
Murray, P. E., Magistrate's Court, October 14, 1935.
Prager, J. F., Balboa Storehouse, December 13, 1935.
Smith, Walter R., Balboa Storehouse, September 4, 1934.

BALBOA HEIGHTS.

Attaway, E. F., Administration Building, Room 316, October 28, 1933.
Barnes, J. O., Administration Building, Room 377, October 17, 1935.
Boggs, W. B., Administration Building, Room 318, August 4, 1934.
Buehler, G. H., Administration Building, Room 205, August 17, 1934.
Daniels, W. L., Quarry Heights, July 13, 1935.
Lubert, Irving, Administration Building, Room 203, July 29, 1936.
Marshall, James, Administration Building, Room 301, February 1, 1936.
Schecker, C. A., Administration Building, Basement, January 19, 1936.
Sims, Walter H., Quarry Heights, December 1, 1933.
Taylor, R. G., Administration Building, Room 318, April 30, 1936.
Uhler, H. L., Administration Building, Room 310, January 14, 1936.
Ungar, J., Administration Building, Room 301, February 2, 1935.
Wang, Frank H., Administration Building, Room 305, May 16, 1935.
Williams, S. P., Administration Building, Room 203, July 10, 1936.

COROZAL.

Grimm, G. L., Corozal Hospital, October 10, 1935.
Lefever, John E., Corozal, February 28, 1934.
West, Charles E., Albroom Field, July 23, 1936.

CRISTOBAL-MOUNT HOPE.

Adams, Wm. E., United Fruit Co., June 12, 1936.
Campbell, J. S., District Court, January 28, 1935.
Clarke, V. J., Commissary Division, January 14, 1935.
Concklin, A. W., Commissary Division, July 28, 1934.
Fuller, Mrs. Maude W., Cristobal, December 9, 1933.
Hargy, F. F., Pan American-Grace Airways, December 1, 1935.
Kaufer, L. A., Cristobal Shops, June 14, 1935.
MacSparran, E. S., Receiving and Forwarding Agency, December 5, 1933.
Neely, Marion, U. S. Fleet Air Base, Coco Solo, October 12, 1934.
Raymond, J. G., Commissary Division, January 12, 1935.
Scarborough, W. W., Clubhouse (gold), January 24, 1936.
Slocum, E. L., Chase National Bank, February 2, 1936.
Walsh, M. H., Customs Office, August 5, 1935.
Ward, Mrs. Marie L., Receiving and Forwarding Agency, August 2, 1935.

GATUN.

Cotton, Arthur E., Clubhouse (gold), May 19, 1936.

PARAISO.

Holzappel, A. F., Dredging Division, September 30, 1935.
Kimble, W. L., Dredging Division, August 5, 1935.

PEDRO MIGUEL.

Cauthers, R. A., Municipal Division, June 16, 1936.
Rader, T. C., Pacific Locks, January 30, 1936.

MADDEN DAM.

Brennan, A. L., Madden Dam Division, November 23, 1935.
Evans, Jerome, Madden Dam Commissary, December 30, 1934.

Ships' Chandlery Supplies

Panama Canal Storehouses carry a complete line of ships' chandlery supplies, available for sale to ships at C. I. F. cost plus 25 per cent surcharge which covers local freight, handling, and other costs.

THE PANAMA CANAL RECORD

OFFICIAL PUBLICATION OF THE PANAMA CANAL.

PUBLISHED MONTHLY.

Subscription rates, domestic, \$0.50 per year; foreign, \$1.00; address
The Panama Canal Record, Balboa Heights, Canal Zone,
or, for United States and foreign distribution,
The Panama Canal, Washington, D. C.

Entered as second-class matter February 6, 1918, at the Post Office
at Cristobal, C. Z., under the Act of March 3, 1879.

Certificate.—By direction of the Governor of The Panama Canal the matter contained herein is published as statistical information and is required for the proper transaction of the public business.

Volume XXVII. Balboa Heights, C. Z., September 15, 1933. No. 2.

Traffic Through the Panama Canal in August 1933

The total vessels of all kinds transiting the Canal during the month of August in the two preceding years and in 1933 are shown in this tabulation:

	August 1931	August 1932	August 1933
Commercial ocean vessels.....	390	314	416
Commercial launches (under 20 tons).....	4	7	20
Noncommercial vessels:			
United States Government.....	32	33	34
Vessels transiting solely for repairs.....	1		1
Total.....	427	354	471

COMMERCIAL TRAFFIC.¹

The following tabulation shows the number of vessels, Panama Canal net tonnage, tons of cargo carried and tolls collected, from the commercial traffic transiting the Canal each month for the 12-month period ended August 31, 1933, as compared with the same period in the previous year:

Month	No. of vessels		Panama Canal net tonnage		Tons of cargo		Tolls	
	1931-32	1932-33	1931-32	1932-33	1931-32	1932-33	1931-32	1932-33
September.....	396	353	2,070,873	1,868,391	1,754,855	1,347,144	\$1,820,735.75	\$1,598,265.98
October.....	390	394	2,081,600	1,988,133	1,762,670	1,582,261	1,823,650.74	1,714,779.06
November.....	376	388	2,001,745	2,035,796	1,577,523	1,531,509	1,762,036.19	1,756,865.84
December.....	387	431	2,033,158	2,080,069	1,648,904	1,621,581	1,757,869.54	1,781,940.03
January.....	377	415	2,022,275	2,069,218	1,593,585	1,463,503	1,770,250.68	1,762,808.56
February.....	358	368	1,878,177	1,832,658	1,645,393	1,434,862	1,647,797.06	1,575,708.35
March.....	363	399	1,864,896	1,989,044	1,643,952	1,738,227	1,645,366.81	1,718,908.41
April.....	370	370	1,863,692	1,839,597	1,443,731	1,527,978	1,608,634.67	1,554,250.14
May.....	357	372	1,956,958	1,883,249	1,676,790	1,629,982	1,717,401.26	1,617,943.65
June.....	336	364	1,743,150	1,901,117	1,404,558	1,691,247	1,534,793.19	1,629,411.28
July.....	326	401	1,676,492	2,051,128	1,259,981	1,699,039	1,468,728.36	1,732,164.93
August.....	314	416	1,658,112	2,159,995	1,349,453	1,914,014	1,440,848.87	1,829,754.49
Total.....	4,350	4,671	22,851,128	23,698,395	18,761,395	19,181,347	19,998,113.12	20,272,800.72

¹ Commercial traffic includes all ocean-going vessels paying tolls. Vessels in direct service of the United States, Panamanian, and Colombian Governments, including merchant vessels chartered by these Governments, and vessels transiting solely for repairs, do not pay tolls. Statistics on vessels not paying tolls are shown under "Noncommercial traffic."

Summary of Traffic by Nationality of Vessels for August 1933

Nationality	No. of ships	Panama Canal net tonnage	Tons of cargo	Nationality	No. of ships	Panama Canal net tonnage	Tons of cargo
British.....	83	476,308	360,790	Japanese.....	17	92,026	100,400
Chilean.....	1	3,886		Netherlands.....	7	48,061	38,477
Danish.....	11	60,877	44,086	Norwegian.....	33	170,204	174,754
Danzig.....	1	8,224		Panamanian.....	28	24,516	10,947
French.....	6	29,420	20,241	Peruvian.....	4	5,415	
German.....	22	77,536	69,198	Swedish.....	11	53,181	79,549
Greek.....	1	4,292		United States.....	184	1,069,273	1,001,917
Honduran.....	1	48	2	Venezuelan.....	2	2,202	1,071
Italian.....	4	34,526	12,582				

¹ Includes 3 naval vessels of 4,190 tons displacement.

Traffic by Trade Routes, August 1933

The movement of vessels over trade routes is summarized in the following table. They are classified according to primary origin and ultimate destination of the voyage

through the Canal and the cargo listed is the total aboard at time of transit. Cargo may be laden or discharged between the terminal areas indicated, hence in the cargo listed below there may be some which had other origin or destination:

Trade route	Atlantic to Pacific			Pacific to Atlantic		
	No. of ships	Panama Canal net tonnage	Tons of cargo	No. of ships	Panama Canal net tonnage	Tons of cargo
United States intercoastal.....	65	378,871	194,000	71	418,370	561,341
East coast United States and:						
Canada.....	5	18,207	7,849	4	17,702	15,272
Central America.....	3	6,198		2	4,208	1,200
South America.....	14	73,823	9,153	13	63,823	165,254
Hawaiian Islands.....	2	10,699	6,316	2	10,947	10,226
Australasia.....	8	45,564	27,559	1	4,623	7,050
Philippine Islands.....	5	39,020	18,225	9	54,620	57,991
Far East.....	25	132,622	129,439	3	16,607	10,850
Europe and:						
United States.....	6	34,180		3	20,404	30,901
Canada.....	26	153,747	49,727	31	180,404	217,859
South America.....	19	97,049	18,721	14	87,312	103,370
Australasia.....	6	50,926	22,180	6	50,161	38,837
Canadian intercoastal.....	2	7,349	4,910	1	3,757	6,000
East coast of Canada and:						
South America.....	2	15,163		5	38,329	79,116
Australasia.....	2	8,286	6,272	2	8,493	5,840
South American intercoastal.....	1	7,270	13,545			
East coast of South America and:						
United States.....	2	10,082	6,542			
Canada.....	1	4,113	3,485	2	9,853	15,469
Far East.....	1	5,821	3,894			
Balboa.....				1	1,101	
Cristobal and:						
Central America.....	4	1,489	1,529	2	1,445	899
South America.....	9	4,593	2,627	8	3,852	4,840
Balboa.....	4	86	12	7	711	151
United States.....				1	5,725	10,627
Central American intercoastal.....	1	48	2			
West Indies and:						
United States.....	1	5,725				
Balboa.....	1	1,101	1,071			
Far East.....	3	17,084	33,165			
Around the world.....	2	18,432	7,034	1	4,861	3,664
Foreign vessels in ballast (U.S. intercoastal).....	1	4,673				
Vessels not engaged in commerce (yachts, etc.).....	4	102		2	364	

Origin and Destination of Cargo, by Major Areas

The following table summarizes the origin of cargo passing through the Canal in August 1933 and its destination by major geographical and trade areas:

ATLANTIC TO PACIFIC

Origin	Tons of cargo destined for—					Total
	United States	Other North America	Asia	South America	Australasia	
North America:						
United States.....	200,356	22,353	143,638	7,434	27,559	401,340
Other North America.....	1,931	11,518	33,200	5,762	6,272	58,683
Europe.....	29,161	11,984		17,087	22,180	80,412
Miscellaneous.....	11,008	443	1,801	13,570		26,822
Total.....	242,456	46,298	178,639	43,853	56,011	567,257

PACIFIC TO ATLANTIC

Origin	Tons of cargo destined for—				Total
	United States	Other North America	Europe	Miscellaneous	
North America:					
United States.....	558,455	22,509	132,790	8,049	721,803
Canada.....	13,308	11,758	110,748	2,110	137,924
Other North America.....	12,381	1,381	1,061		14,823
South America.....	162,202	87,589	102,728	61	352,580
Australasia.....	10,719	2,315	38,693		51,727
Asia.....	66,334	1,518		48	67,900
Total.....	823,399	127,070	386,020	10,268	1,346,757

Principal Commodities

Commodities which aggregated 10,000 or more tons either during the past month or in the corresponding month in 1932 are listed below:

Commodity	August		Commodity	August	
	1932	1933		1932	1933
<i>Atlantic to Pacific</i>	<i>Long tons</i>	<i>Long tons</i>	<i>Pacific to Atlantic—Continued</i>	<i>Long tons</i>	<i>Long tons</i>
Asphalt and tar	8,356	15,550	Copra	4,175	11,919
Canned goods, various	7,334	10,937	Cotton, raw	6,547	11,178
Corn	20,998	4,149	Flour	8,303	21,617
Cotton	26,832	40,637	Fruit, dried	23,521	23,641
Iron and steel, manufactures of	33,875	94,309	Fruit, fresh	17,710	15,222
Oils, mineral	33,166	77,474	Lumber	124,633	246,454
Paper	14,385	23,549	Metals	34,314	48,510
Phosphates	12,833	13,551	Nitrate	25	32,375
Scrap metal	14,343	46,100	Oils, mineral	273,396	354,440
Sulphur	18,459	25,373	Oils, vegetable	9,054	14,298
Tinplate	7,527	15,468	Ores (principally iron)	10,800	145,326
<i>Pacific to Atlantic</i>			Sugar	154,901	73,105
Barley	19,312	17,331	Wheat	121,736	78,903
Canned goods, various	67,587	76,722	Wood pulp	4,413	14,851
Cold storage (food products) ¹	6,904	20,172	Wool	3,224	10,207

¹ Does not include fresh fruit.

Commodities in Detail

The following statement lists all commodities passing through the Canal during the month of August 1933, as reported in the cargo declarations, showing the movement, by directions, in the United States intercoastal trade and in the total traffic. In the cargo declarations small items are frequently grouped under the designation of "general cargo"; the statistics are accordingly not precise but are indicative of the kinds and quantity of cargo in transit through the Canal. The figures are for tons of 2,240 pounds:

Commodity	United States intercoastal		Total for all trade routes including U.S. intercoastal	
	Atlantic to Pacific	Pacific to Atlantic	Atlantic to Pacific	Pacific to Atlantic
Aircraft and parts		36	9	42
Agricultural implements	196		1,045	
Alfalfa meal		1,380		1,430
Ammonium compounds	219	7	1,371	2,156
Animal foods ¹	503	500	803	501
Apparel, wearing (hats, shoes, clothing, etc.)	448		511	7
Asbestos	139		742	
Asphalt and tar	399	11	15,550	295
Automobiles (and autotrucks)	3,486	49	5,657	59
Automobile parts and accessories	986	32	3,222	39
Bananas				1,346
Bags and bagging, textile	650	117	1,181	455
Barks, miscellaneous		41		653
Barley		49	4	17,331
Beans, edible, dry		4,402	5	7,126
Beer	600	604	655	606
Beverages, nonalcoholic	305		322	
Blood and tankage				60
Bones and bone meal			798	
Books and printed matter	111		111	
Borax		1,431	5	5,713
Bran and pollards			450	843
Bricks and tile	505		812	
Camphor, crude		15		385
Canned and preserved goods:				
Fish	207	10,547	382	14,376
Fruit	352	22,647	455	44,963
Meat	68	584	1,574	736
Milk		845	293	1,306
Soup	3,578		3,905	
Vegetables	1,034	5,436	1,169	5,739
Miscellaneous and unclassified	2,189	7,278	3,159	9,602
Carbon black	83		914	
Celite		687		810
Cement	286		6,592	
Chalk			1,497	
Charcoal	37	108	127	108

¹ Except as otherwise classified.

Commodity	United States intercoastal		Total for all trade routes including U.S. intercoastal	
	Atlantic to Pacific	Pacific to Atlantic	Atlantic to Pacific	Pacific to Atlantic
Chemicals ¹	3,677	961	7,300	1,117
Clay, china and fire.....	278	147	304	147
Clay, filtering.....		105		105
Clorox.....		18		18
Coal.....	1,860		4,836	
Cocoa and cacao beans.....	332		684	956
Coconuts and products ¹	167	449	167	604
Coffee.....	173	57	5,412	8,409
Coke.....			4,779	
Cold storage and refrigerated products:				
Dairy products.....	27	105	180	7,318
Eggs.....		7		90
Fish.....			13	779
Lard.....	93		117	
Meats.....	4		145	11,593
Poultry.....	4		34	
Vegetables.....			13	4
Other and unclassified.....				388
Confectionery.....	185		226	
Copra.....				11,919
Corn.....	3,543		4,149	
Cotton, raw.....	1,102	796	40,637	11,178
Creosote.....			82	
Dyes and medicines.....	1,324		1,419	
Dyes.....	787		1,701	4
Earthenware.....	79	78	313	78
Eggs, dried.....		11		11
Electrical apparatus and appliances.....	375	91	537	91
Explosives.....	78		926	
Extract, quebracho.....			332	
Fertilizers ¹	23	43	5,144	43
Fish, salted or dry cured.....				17
Fish meal.....				1,616
Floor coverings.....	771	245	804	245
Flour.....	206	16,591	880	21,617
Fruit, dried.....	71	10,992	145	23,641
Fruit, fresh ¹	24	2,897	24	15,222
Furniture and household goods.....	487	323	554	338
General.....	22,455	10,101	42,645	17,074
Glass and glassware.....	2,530	136	4,185	691
Glue.....	30	195	150	215
Groceries.....	871	120	1,422	126
Guano.....				6,000
Gums.....		111		251
Hair, all kinds.....		138	34	152
Hay.....		899		899
Hemp, unmanufactured.....		194	15	1,588
Honey.....		258	70	494
Hops.....		7		7
Horns and hoofs.....				66
Infusorial earth.....		278		482
Iron and steel, manufactures of (structural steel, plates, bars, angles, pipe, etc.).....	65,027	2,179	94,309	2,446
Ivory nuts.....			28	2,540
Lard substitute.....	617		617	
Liquors.....	96	8	589	431
Lumber (including manufactured mill products).....	1,697	153,976	2,595	246,454
Machinery (other than electrical).....	1,393	279	6,143	425
Malt.....	48		514	
Manufactured goods ¹	5,335	358	7,577	1,056
Marble and granite.....	174		271	
Matches.....	369	296	375	503
Metals:				
Antimony.....				75
Copper.....		9,622	525	30,767
Gold and silver.....			41	220
Iron.....	218	3	977	3
Lead.....	29	2,718	468	10,738
Scrap.....	195	740	46,100	879
Tin.....	50		99	375
Zinc.....	151	23	611	4,458
Other and unclassified.....	24	70	29	995
Milk, powdered.....	34	442	85	468
Molasses and syrups.....	611		628	
Nitrates.....	1,461		3,420	32,375
Nuts, edible (including meats).....	107	56	284	81
Oats.....	84		84	2,467
Oils, mineral:				
Crude.....			100	102,605
Gas and fuel.....		16,000	13,545	29,366

¹ Except as otherwise classified.

Commodity	United States intercoastal		Total for all trade routes including U.S. intercoastal	
	Atlantic to Pacific	Pacific to Atlantic	Atlantic to Pacific	Pacific to Atlantic
Oils, mineral—Continued:				
Gasoline, benzine, and naphtha.....	7,495	182,279	11,756	220,370
Kerosene.....		738	34,011	1,418
Lubricating and greases.....	7,865	276	18,062	591
Other and unclassified.....				90
Oils, vegetable:				
Coconut.....			77	8,479
Cottonseed.....	162		189	
Linseed.....	249	50	1,170	50
Olive.....	12	17	299	17
Rapeseed.....			13	91
Wood.....	11	62	15	3,376
Other and unclassified.....	261	78	459	2,285
Oil, fish.....			441	66
Oil, whale.....		543		543
Oilseeds (cotton, flax, hemp, sesame, rapeseed, etc.).....				2,185
Oilseed cake and meal.....				3,995
Ores:				
Chrome.....				7,050
Copper.....			10	738
Iron.....			509	129,756
Magnetite.....		2,512		2,512
Manganese.....			531	
Tin.....				2,504
Zinc.....				2,300
Other and unclassified.....	168		3,078	466
Paints and varnishes.....	462	55	1,050	61
Paper and paper products ¹	9,092	6,468	23,549	8,796
Paper, scrap.....		1,613	577	1,613
Peanuts.....	495	56	497	56
Peas, dry.....		300		584
Peatmoss.....			306	
Phosphates.....	203	77	13,551	77
Plaster.....	20		20	
Porcelainware.....	201	219	493	3,227
Potash.....		2,865	801	2,865
Pyrethrum flowers.....				170
Rags and waste.....	148	178	1,097	399
Railroad material.....	108		1,346	
Rice.....	214	1,596	1,167	6,033
Rope and twine.....	324	162	359	230
Rosin.....	1,364	90	5,397	90
Rubber:				
Manufactured.....	918	80	1,168	501
Raw.....				2
Scrap.....		67	180	135
Salt.....	240		5,773	2,450
Sand.....	1,337		2,477	
Seeds (except oilseeds).....	37	974	2,898	1,590
Sewer pipe (concrete and terra cotta).....	332		332	
Shells, oyster.....	1,601	15	2,192	82
Silk, raw.....		2,848		3,868
Skins and hides.....		2,296	257	6,161
Slag.....			25	9
Slate.....	392		392	
Soaps and products.....	2,179	894	2,526	1,021
Soda and sodium compounds.....	1,072		2,258	313
Soy beans.....	151		151	30
Sugar.....	29	26,134	61	73,105
Sulphur.....	19,832		25,373	158
Talc.....		108	7	142
Tallow.....		36		1,473
Tea.....		49	185	2,145
Textiles ²	5,018	352	9,359	1,600
Timplate.....	172	41	15,468	97
Tobacco and manufactures.....	623	17	4,056	40
Toilet preparations.....	272	7	344	7
Turpentine.....	122		769	
Vegetables, dry ¹		144	15	237
Wall board.....	737	405	827	1,507
Wax, paraffin.....	622	59	1,831	59
Wheat.....		17,819	500	78,903
Wines.....	9	243	263	974
Wood pulp.....	130	10,623	2,949	14,851
Wool.....	20	5,031	49	10,207
Total, August, 1933.....	200,356	558,455	567,257	1,346,757
Total, August, 1932.....	131,251	359,379	348,271	1,001,182
Total, August, 1931.....	176,844	475,747	463,512	1,325,722

¹ Except as otherwise classified.² Cotton, silk, wool, rayon goods.

Tanker Traffic

The following tabulation shows the tanker traffic through the Canal during August 1933, classified according to trade route:

Trade route	Atlantic to Pacific			Pacific to Atlantic		
	No. of ships	Panama Canal net tonnage	Tons of cargo	No. of ships	Panama Canal net tonnage	Tons of cargo
United States intercoastal.....	11	64,357	12,380	18	106,965	199,017
East coast of United States and South America.....	3	18,098		1	5,049	10,210
East coast Canada and South America...	2	15,163		5	38,329	79,116
South American intercoastal.....	1	7,270	13,545			
West Indies and United States.....	1	5,725				
West Indies and Balboa.....	1	1,101	1,071			
West Indies and Far East.....	3	17,084	33,165			
Europe and United States.....	2	15,213		2	14,100	25,121
Europe and South America.....	3	21,513		2	13,289	26,176
Cristobal and United States.....				1	5,725	10,627
East coast United States and Canada.....				1	4,370	
South America and Balboa.....				1	1,101	
United States and Philippine Islands.....				1	3,761	6,700
Total.....	27	165,524	60,161	32	192,689	356,967

* 3,739 tons discharged at Balboa.

* Vegetable oils.

Comparison of Canal Traffic in August 1933, with August Traffic in Previous Years

Calendar year	Month of August			Fiscal year	Average per month for fiscal year		
	Commer- cial transits	Panama Canal net tonnage	Tons of cargo		Commer- cial transits	Panama Canal net tonnage	Tons of cargo
1914.....	24	89,894	110,884	1915.....	102	361,197	465,567
1915.....	155	492,752	571,475	1916.....	63	199,687	257,843
1916.....	137	443,415	505,673	1917.....	150	483,213	588,213
1917.....	170	511,648	579,340	1918.....	172	547,839	627,669
1918.....	158	452,005	533,703	1919.....	169	510,416	576,355
1919.....	188	586,111	715,724	1920.....	206	712,170	751,208
1920.....	266	951,345	1,040,740	1921.....	241	951,323	966,601
1921.....	236	965,276	839,273	1922.....	228	951,455	907,075
1922.....	257	1,084,133	1,165,950	1923.....	331	1,550,482	1,630,656
1923.....	454	2,232,590	2,168,750	1924.....	436	2,179,073	2,249,559
1924.....	372	1,901,895	1,958,479	1925.....	389	1,904,596	1,996,570
1925.....	372	1,779,627	1,912,217	1926.....	433	2,064,549	2,169,787
1926.....	464	2,230,905	2,321,697	1927.....	456	2,185,651	2,312,351
1927.....	543	2,513,614	2,429,947	1928.....	538	2,454,886	2,469,226
1928.....	526	2,437,246	2,425,336	1929.....	534	2,468,483	2,555,250
1929.....	541	2,558,739	2,680,730	1930.....	515	2,498,385	2,502,519
1930.....	465	2,345,573	2,148,469	1931.....	461	2,316,012	2,090,233
1931.....	390	1,998,194	1,789,234	1932.....	376	1,968,785	1,650,667
1932.....	314	1,658,112	1,349,453	1933.....	375	1,901,823	1,514,811
				().....	388	1,965,751	1,637,357

* Canal opened August 15, 1914.

* Average for 10½ months.

* Average 8 months calendar year 1933.

Terminal Activities

Ships repaired during the month of August 1933, numbered 53, including 11 which were drydocked. Fuel oil in the quantity of 252,297 barrels was delivered as bunkers to 93 commercial vessels. Bunker coal amounting to 2,438 tons was delivered to 13 vessels. Sales of commissary supplies to vessels aggregated \$45,030.40.

Cargo Handled at Terminal Ports

	Cristobal	Balboa	Total
Local cargo arriving..... tons..	86,275	14,237	100,512
Local cargo shipped..... tons..	5,036	600	5,636
Cargo received for transshipment..... tons..	25,714	1,250	26,994
Cargo transhipped..... tons..	23,805	923	24,728
"Canal Zone for Orders" cargo:			
Number of receipts issued.....	98	43	141
Number of releases issued.....	806	313	1,119
Tons received.....	547	282	829
Tons withdrawn.....	568	336	904

All Vessels Entering and Clearing Port

	Port of Cristobal			Port of Balboa		
	No. of ships	Registered gross tonnage	Registered net tonnage	No. of ships	Registered gross tonnage	Registered net tonnage
<i>Ships entering</i>						
All vessels, including those transiting Canal..	471	3,011,664	1,801,134	393	2,491,288	1,497,652
Vessels entering port but not transiting Canal.	63	409,866	223,343	13	58,963	31,934
Vessels transiting Canal and handling passengers and cargo at terminal ports.....	126	874,776	519,954	100	700,218	413,093
<i>Ships clearing</i>						
All vessels, including those transiting Canal..	471	3,021,186	1,808,225	393	2,492,105	1,499,911
Vessels clearing port but not transiting Canal.	61	403,228	219,212	12	58,040	31,918
Vessels transiting Canal and handling passengers and cargo at terminal ports.....	126	886,320	526,173	100	699,253	413,544

Passengers

Ocean ship passengers disembarking at Cristobal numbered 1,488; embarking, 1,969; at Balboa, 605 disembarking and 935 embarking. Passengers passing through the Canal from the Atlantic to the Pacific numbered 2,851, from the Pacific to the Atlantic, 4,382. Aircraft numbering 46 entered Cristobal, and 89 passengers disembarked; clearances were 46, with 98 passengers embarking; there were no entries or clearances of aircraft at Balboa.

Licenses to Practice the Healing Art in the Canal Zone

The Panama Canal has received copies of Executive Order No. 6219, signed by the President on July 26, 1933, to take effect immediately, prescribing regulations governing the issue of licenses to practice the healing art in the Canal Zone. The essential features of the order are that it follows, as nearly as practicable, the principles contained in the practice act for the District of Columbia and establishes more specifically than previous regulations for the Canal Zone the conditions governing the issuance of licenses to both orthodox physicians and surgeons and those of recognized schools of various drugless cults. Every applicant to practice the art of healing as applied to the human body must first pass an examination in the five "basic sciences of anatomy, physiology, pathology, bacteriology, and chemistry before being examined in his particular method of practice. The full text of the order is published as supplement No. 24 to "Executive Orders Relating to the Panama Canal."

Prices of Fuel Oil from Canal Tanks

Due to rises in the price of fuel oil, The Panama Canal issued on August 31, 1933, supplement No. 4 to Tariff No. 11, establishing a price of \$1.05 per barrel of 42 gallons, delivered to vessels at either Cristobal or Balboa. Subsequently it was decided, in view of probable fluctuations in the price of oil, to eliminate definite prices from the tariff and to furnish prices on application.

Nearly all of the fuel oil sold to vessels at the Canal is sold by oil companies with tanks in the oil farms near the Canal terminals.

Facilities for Shipping

The Panama Canal is equipped with all the facilities for the fueling, supply, and repair of ships which are found in modern ports.

The coaling plants, with an aggregate storage capacity of 700,000 tons, can bunker ships up to 1,500 tons an hour, practically as fast as it can be handled in ships' bunkers. Oil can be delivered as fast as the ships can take it, from ample stocks at both ends of the Canal. Crude fuel oil, Diesel oil, and gasoline are sold.

The ships' chandlery storehouses carry a wide variety of marine supplies and spare parts. The commissary stores sell foodstuffs, fresh meats, fruits, and vegetables, as well as clothing and a general line of goods for supplying about 30,000 people resident on the Isthmus. Ice plants, a large laundry, hotels, hospitals, and restaurants serve the passengers and crews of ships.

A 1,000-foot dry dock, capable of receiving the largest ships built, a smaller dry dock, floating cranes, foundry, and amply equipped shops, employing about 1,100 men, provide means of making practically any kind of marine repairs.

Ample space exists at either terminal of the Canal for the berthing of vessels, as well as large covered piers for the storage of cargo. These are modern structures, fireproof, ratproof, in splendid condition, well lighted and maintained in a clean and orderly condition.

In general, the services to shipping at the Canal are such as have been developed and found ample and effective in the course of handling large traffic through the Canal during the years of operation.

Movements of Ocean Vessels Through the Panama Canal

From midnight August 15, to midnight September 15, 1933

ATLANTIC TO PACIFIC

Ship	Date arrived	Date cleared	Nationality	Line (Charterer or operator)	Port		Cargo	
					From—	For—	Nature	Tons
San Benito.....	9	17	Pan.	United Fruit Co.	Boston, Mass.	Pto. Arm'les, R.P.	Ballast
Point Sur.....	15	16	Amer.	Swayne & Hoyt	Beaumont, Texas	Seattle, Wash.	(16) Coffee, bats.	3,026
Dakotan.....	15	16	Amer.	Amer.-Hawaiian Line.	Boston, Mass.	Tacoma, Wash.	General	2,907
Dolphin.....	11	16	Amer.	U. S. Navy	U. S. port	San Diego, Calif.	Ballast
Granville.....	15	16	Pan.	Fred Olsen & Co.	Hull, Eng.	Vancouver, B.C.	(17)	3,140
Comeric.....	16	16	Brit.	Andrew Weir & Co.	New Orleans, La.	Nauru, N.Z.	Ballast
President Herrenschmidt ¹	16	16	Nor.	Pechelbronn	Pt. de Bouc, Fr.	La Libertad, Ecua.	Ballast
Atlanta City.....	16	16	Amer.	Norton, Lilly & Co.	Baltimore, Md.	Hawaiian Islands	Ballast
Pasajero ³	13	16	Hond.	Francisco Beltran	Bluefields, Nic.	(15) Coffee, bats.		1½
Dos Hermanos ³	15	16	Pan.	Alberto Gutierrez	Cristobal, C.Z.	Balboa, C.Z.	Ballast
J-26 ⁵	Amer.	U.S. Army	Cristobal, C.Z.	Gatun, C.Z.	Ballast
Orla II ²	16	17	Nor.	Carson Steel Co.	Norfolk, Va.	Yawata, Japan	Scrap steel	5,209
Edward Luckenbach.....	17	17	Amer.	Luckenbach Line	Boston, Mass.	Seattle, Wash.	General	3,336
Fernhill ²	17	17	Nor.	Carson Steel Co.	Port Tampa, Fla.	Yawata, Japan	Scrap iron	7,109
Santa Barbara ²	17	18	Amer.	Grace Line	New York, N.Y.	Valparaiso, Chile	General	2,553
Eugenia D. ²	17	18	Colom.	William Salazar	Colon, R.P.	Balboa, C.Z.	Ballast
Svaap ⁶	8	Amer.	Wm. A. Robinson	New York, N.Y.	Galapagos Island	Ballast
E. T. Bedford ¹	18	18	Amer.	Standard Ship. Co.	Boston, Mass.	Talara, Peru	Ballast
Steelmaker.....	18	18	Amer.	Isthmian S.S. Lines	Mobile, Ala.	Seattle, Wash.	Steel	2,156
Victoria City.....	18	19	Brit.	Reardon Smith Line	Houston, Texas	Yawata, Japan	(18)	6,482
President Adams.....	18	18	Amer.	Dollar Line	New York, N.Y.	S. Francisco, Cal.	Autos, gen.	3,666
LaPlata Maru ²	18	18	Jap.	Osaka Shosen Kaisha	Buenos Aires, Arg.	Kobe, Japan	(19)	3,894
Santa Cecilia.....	17	19	Amer.	Panama Mail S.S. Co.	New York, N.Y.	S. Francisco, Cal.	Gen., coffee	1,757
Real ²	15	18	Pan.	Hans Elliot	Cristobal, C.Z.	Pedregal, R.P.	Iron, etc.	9
Rigel ²	19	19	Nor.	Westfal, Larsen & Co.	Buenos Aires, Arg.	Vancouver, B.C.	General	3,485
Katrina Luckenbach.....	19	19	Amer.	Luckenbach Line	Houston, Tex.	Seattle, Wash.	General	7,000
Appledore.....	19	19	Brit.	Anglo-Can. S.S. Co.	Barry, Eng.	Vancouver, B.C.	Ballast
Bodegraven.....	19	19	Neth.	Royal Neth. S.S. Co.	Hamburg, Ger.	Valparaiso, Chile	General	1,369
Lagarto ²	19	Brit.	Pacific Steam Nav. Co.	Hull, Eng.	Corral, Chile	General	1,966
Omah ⁵	Amer.	J.R. Powell	Cristobal, C.Z.	Balboa, C.Z.	Ballast
Arizonan.....	19	20	Amer.	Amer.-Hawaiian Line	Boston, Mass.	Portland, Oreg.	General	3,092
Pacific Exporter ²	20	20	Brit.	Furness, Withy & Co.	Glasgow, Scot.	Vancouver, B.C.	General	3,949
Forbes Hauptman.....	20	20	Amer.	McCormick S.S. Co.	Philadelphia, Pa.	Seattle, Wash.	Steel, gen.	2,187
Chilore.....	20	20	Amer.	Ore S.S. Corp.	Baltimore, Md.	Cruz Gr'de, Chile	Ballast
Portmar.....	20	21	Amer.	Calmar S.S. Corp.	Baltimore, Md.	Seattle, Wash.	Steel, gen.	7,357
Retriever ¹	Amer.	U.S. Navy	Cristobal, C.Z.	Gatun, C.Z.	Ballast
Glenpool ¹	20	22	Amer.	Standard Ship. Co.	Baytown, Texas	Los Angeles, Cal.	Pet., gasoline	3,739
Jane Christenson.....	20	21	Amer.	McCormick S.S. Co.	Philadelphia, Pa.	Seattle, Wash.	General	3,988
Soyo Maru ²	21	21	Jap.	Kawasaki K. Kaisha	Tampa, Fla.	Kobe, Japan	Phosphates	5,015
Sagadahoc.....	21	21	Amer.	Argonaut S.S. Co.	Baltimore, Md.	S. Francisco, Cal.	Ballast
Seattle ²	20	21	Ger.	Hamburg-Amer. Line	Hamburg, Ger.	Vancouver, B.C.	General	5,588
Cerigo.....	12	21	Ger.	Hamburg-Amer. Line	Cristobal, C.Z.	Guayaquil, Ecua.	General	369
Nuevo Panama ²	20	22	Pan.	Hans Elliot	Cristobal, C.Z.	B'ventura, Col.	General	75
Alain Gerbault ⁶	2	Fr.	A. Gerbault	Marseilles, France	Tahiti	Ballast
Golden Hind.....	21	22	Amer.	Amer.-Hawaiian Line	Charleston, S.C.	Seattle, Wash.	General	2,679
Gracia.....	21	22	Brit.	Donaldson Brothers	Glasgow, Scot.	Vancouver, B.C.	General	782
Nokomis ¹⁴	19	Amer.	U.S. Navy	Cristobal, C.Z.	Balboa, C.Z.	Ballast
Minden.....	21	22	Ger.	North German Lloyd	Hamburg, Ger.	Corral, Chile	General	2,076½
Uden.....	21	22	Swed.	Transatlantic S.S. Co.	Newp't News, Va.	Brit. Columbia ²⁰	Ballast
Lochmnar ²	21	22	Brit.	Royal Mail Line, Ltd.	Rotterdam, Neth.	Vancouver, B.C.	General	1,821
Goolistan.....	22	22	Brit.	Common Brothers	S. Shields, Eng.	Vancouver, B.C.	Ballast
Vera Radcliffe.....	22	22	Brit.	Salt Peter Co.	Sunderland, Eng.	Tocopilla, Chile	Ballast
Geisha ²	22	22	Nor.	Knut Knutsen, OAS	Oslo, Norway	Valparaiso, Chile	General	2,383
Winnipeg.....	22	22	Fr.	French Line	Havre, France	Vancouver, B.C.	(21)	4,766
Takaoka Maru.....	22	22	Jap.	Nippon Yusen Kaisha	Philadelphia, Pa.	Kobe, Japan	(22)	7,550
Belgium Maru.....	22	23	Jap.	Kokusai Kisen Kaisha	Chester, Pa.	Yawata, Japan	Steel, cotton	6,849
Missourian ²	22	22	Amer.	Amer.-Hawaiian Line	Boston, Mass.	Seattle, Wash.	General	2,545
Niel Maersk ²	22	23	Dan.	Maersk Line	Boston, Mass.	Hilo, P.I.	General	5,850
Ontariolite ¹	22	23	Brit.	Imperial Oil Co.	Halifax, N.S.	Talara, Peru	Ballast
Aldington Court ²	22	23	Brit.	Canadian Trans. Co.	London, Eng.	Vancouver, B.C.	Ballast
Steel Engineer.....	23	23	Amer.	Isthmian S.S. Lines	Swansea, Eng.	Vancouver, B.C.	General	5,134
Ethan Allen.....	23	24	Amer.	Lykes Bros. Ripley Co.	New Orleans, La.	Cebu, P.I.	General	5,057
Inverbank ²	23	24	Brit.	Trinder Anderson	Tampico, Mex.	Wellington, N.Z.	Asphalt	8,056
Real ³	22	23	Pan.	Hans Elliot	Cristobal, C.Z.	Pedregal, R.P.	General	45
San Simeon.....	23	24	Amer.	Quaker Line	New York, N.Y.	Tacoma, Wash.	General	2,250
Mariquita ²	23	24	Venez.	Shell Oil Co.	Curacao, D.W.I.	Balboa, C.Z.	Gasoline	1,071
Hakubasan Maru ²	23	24	Jap.	Mitsui & Co.	New York, N.Y.	Milke, Japan	Cotton, rosin	5,733
Snestad ²	23	24	Nor.	Internat'l Freight Co.	Philadelphia, Pa.	Tocopilla, Chile	Ballast
Pomona.....	23	24	Amer.	Pac. Coast Direct Line	Norfolk, Va.	Seattle, Wash.	General	3,207
J.L. Luckenbach.....	24	24	Amer.	Luckenbach Line	Boston, Mass.	Seattle, Wash.	Gen., autos	3,823

¹ Tanker. ² Motor ship. ³ Motor schooner.⁵ Launch. ⁶ Yacht.⁷ Submarine.¹³ Craneboat.¹⁴ Survey ship. ¹⁵ San Juan del Sur, Nicaragua.¹⁶ Paper, rice, pipe, general.¹⁷ Coke, malt, iron, general.¹⁸ Cotton and scrap iron. ¹⁹ Cotton, coffee, general.²⁰ For orders.²¹ General, chalk, coke.²² Cotton and phosphate rock.

ATLANTIC TO PACIFIC—Continued

Ship	Date arrived	Date cleared	Nationality	Line (Charterer or operator)	Port		Cargo	
					From—	For—	Nature	Tons
Barfonn ^{1, 2}	24	24	Nor.	Standard Ship. Co.	Caripito, Venez.	Tocopilla, Chile.	Fuel, Diesel	13,545
Thurland Castle ²	24	24	Brit.	Barber Line.	New York, N.Y.	Shanghai, China.	General.	1,566
Steel Voyager.	24	24	Amer.	Isthmian S.S. Lines	Baltimore, Md.	Honolulu, T.H.	(^{1, 3})	6,316
Tulsagas ¹	24	25	Amer.	Tidewater Oil Co.	New York, N.Y.	Los Angeles, Cal.	(^{1, 4})	8,641
President Taft.	25	25	Amer.	Dollar Line.	New York, N.Y.	S. Francisco, Cal.	General.	1,784
Pennsylvania.	25	25	Amer.	Panama Pacific Line.	New York, N.Y.	S. Francisco, Cal.	General.	2,450
Constance Chandler.	25	25	Amer.	Arrow Line.	Baltimore, Md.	Seattle, Wash.	General.	2,322
Gingalse Prince ²	25	25	Brit.	Prince Line, Ltd.	Philadelphia, Pa.	Singapore, St. Set.	General.	2,740
Sunol ²	25	25	Amer.	Sun Oil Co.	Chester, Pa.	Los Angeles, Cal.	Ballast.	...
Marion Otis Chandler.	25	25	Amer.	Shepard S.S. Co.	New York, N.Y.	Los Angeles, Cal.	General.	3,500
City of Lilla ²	25	25	Brit.	Ellerman & Bucknall.	New York, N.Y.	Dairen, China.	General.	2,395
Richmond ^{1, 2}	25	...	Amer.	U.S. Navy	High seas	Balboa, C.Z.	Ballast.	...
Orazio ²	24	26	Ital.	Italia Line.	Genoa, Italy.	Valparaiso, Chile.	General.	664
Acajutla.	19	26	Brit.	Pacific Steam Nav. Co.	Cristobal, C.Z.	Champico, Guat.	General.	606
Hamm.	25	26	Ger.	Hamburg-Amer. Line.	Hamburg, Ger.	Pimental, Peru.	Ballast.	...
K.R. Kingsbury ¹	26	26	Amer.	Shell Oil Co.	Fall River, Mass.	Los Angeles, Cal.	Ballast.	...
Steele.	26	26	Amer.	Bethlehem Steel Co.	Baltimore, Md.	Cruz Gr'de, Chile	Ballast.	...
Port Hunter.	26	26	Brit.	Com. & Dom. Line.	London, Eng.	N. Plymouth, N.Z.	Gen., exp'vs.	3,352
Kansan.	26	26	Amer.	Amer.-Hawaiian Line.	Boston, Mass.	Portland, Oreg.	General.	2,265
Santa Rita ²	25	26	Amer.	Grace Line.	New York, N.Y.	Valparaiso, Chile.	General.	291
California.	26	26	Ital.	Nav. Lib. Triestina	Genoa, Italy.	Vancouver, B.C.	General.	283
Margaret Johnson. ²	26	27	Swed.	Johnson Line.	Stockholm, Swed.	Vancouver, B.C.	Gen., steel.	4,050
Santa Paula.	26	27	Amer.	Panama Mail S.S. Co.	Philadelphia, Pa.	Seattle, Wash.	General.	3,239
Northern Sun ^{1, 2}	26	26	Amer.	Sun Oil Co.	Chester, Pa.	Los Angeles, Cal.	Ballast.	...
Lycia ²	26	27	Brit.	Lyle Shipping Co.	Cardiff, Eng.	Vancouver, B.C.	Sugar, coffee	32
Real ³	25	26	Pan.	Hans Elliot.	Cristobal, C.Z.	Pto. Arm'tes, R.P.	25 mules.	...
Java Arrow ¹	27	27	Amer.	Stand. Vacuum Tr'p.	New York, N.Y.	Los Angeles, Cal.	Ballast.	...
Nordavik ²	27	27	Swed.	Anglo-Saxon Pet. Co.	Curacao, D.W.I.	Kagoshima, Japan	Kerosene.	10,672
Mallard ¹⁰	Amer.	U.S. Navy	Cristobal, C.Z.	Balboa, C.Z.	Ballast.	...
S-15 ⁷	Amer.	U.S. Navy	Cristobal, C.Z.	Balboa, C.Z.	Ballast.	...
Deebank.	27	28	Brit.	Andrew Weir & Co.	New Orleans, La.	Fiji Islands.	Ballast.	...
Point Caleta.	28	28	Amer.	Gulf Pacific Line.	Houston, Texas.	Seattle, Wash.	Corn, pipe	5,250
S-16 ⁷	Amer.	U.S. Navy	Cristobal, C.Z.	Balboa, C.Z.	Ballast.	...
S-17 ⁷	Amer.	U.S. Navy	Cristobal, C.Z.	Balboa, C.Z.	Ballast.	...
Atlantic.	28	28	Amer.	Argonaut S.S. Co.	New York, N.Y.	Seattle, Wash.	Steel, general	1,977
Penmar.	28	28	Amer.	Calmar Line.	Baltimore, Md.	Seattle, Wash.	Steel, general	6,390
Clan Alpine.	28	28	Brit.	Clan Line.	Norfolk, Va.	Queensland, Aust.	Ballast.	...
Oonic.	28	28	Brit.	Shaw, Savill & Albion	London, Eng.	Bluff, N.Z.	General.	4,048
Nuevo Panama ²	27	28	Pan.	Hans Elliot.	Cristobal, C.Z.	B'ventura, Col.	General.	125
Cali.	26	28	Ger.	North German Lloyd.	Cristobal, C.Z.	Guayaquil, Ecuador	General.	575
Bryne ²	28	28	Nor.	Canadian Transp. Co.	Tampa, Fla.	Vancouver, B.C.	(^{1, 3})	5,126
Lapwing ¹⁰	Amer.	U.S. Navy	Cristobal, C.Z.	Balboa, C.Z.	Ballast.	...
J-26 ⁵	Amer.	U.S. Army	Cristobal, C.Z.	Gatun, C.Z.	Ballast.	...
Benjamin Franklin. ²	30	31	Nor.	Fred Olsen & Co.	Oslo, Norway.	Vancouver, B.C.	(^{1, 4})	2,870
J.H. Senior ^{1, 2}	30	30	Danz.	Baltic-Amer. Pet. Co.	Fawley, Eng.	Talara, Peru.	Ballast.	...
Pacific Commerce ²	30	30	Brit.	Canadian Transp. Co.	Swansea, Eng.	Vancouver, B.C.	General.	6,612
Columbia ²	30	30	Dan.	Orient S.S. Co.	London, Eng.	Vancouver, B.C.	Ballast.	...
Hollywood.	29	31	Amer.	McCormick S.S. Co.	Buenos Aires, Arg.	Los Angeles, Cal.	General.	2,867
Oregonian.	30	30	Amer.	Amer.-Hawaiian Line.	Boston, Mass.	Seattle, Wash.	General.	2,344
Ward ²	30	30	Amer.	Roosevelt S.S. Co.	New York, N.Y.	Shanghai, China.	General.	1,348
Cathwood ¹	30	31	Amer.	Union Oil Co.	Tiverton, R.I.	Los Angeles, Cal.	Ballast.	...
Jeff Davis ²	30	31	Amer.	Roosevelt S.S. Co.	Philadelphia, Pa.	Fremantle, Aust.	Oil, general.	3,220
Sambu ³	29	...	Pan.	Hans Elliot.	Cristobal, C.Z.	Balboa, C.Z.	Ballast.	...
Kayak ³	Amer.	Olaf Jacob.	Cristobal, C.Z.	Balboa, C.Z.	Ballast.	...
La Paz ¹	30	31	Brit.	Pacific Steam Nav. Co.	Hull, Eng.	Valparaiso, Chile.	General.	2,868
El Aleto ^{1, 2}	30	31	Brit.	Anglo Acad. Oil Co.	Philadelphia, Pa.	La Libertad, Ecu.	Ballast.	...
Moldavet ²	30	31	Nor.	Interocean Line.	Rotterdam, Neth.	Vancouver, B.C.	Ballast.	...
San Gil.	31	1	Pan.	United Fruit Co.	Boston, Mass.	Pto. Arm'tes, R.P.	Ballast.	...
Borgestad ²	30	31	Nor.	Canadian Transp. Co.	Pt. Alfred, Can.	British Columbia	Ballast.	...
Kwanto Maru ²	31	31	Jap.	Osaka Shosen Kaisha.	Boston, Mass.	Shanghai, China.	Cotton, gen.	8,173
Nordhavet ²	31	31	Dan.	Anglo Can. Ship. Co.	Copenhagen, Den.	Los Angeles, Cal.	Ballast.	...
F.J. Luckenbach.	31	31	Amer.	Luckenbach Line.	Boston, Mass.	Tacoma, Wash.	General.	4,899
Seostris.	30	31	Ger.	Hamburg-Amer. Line.	Hamburg, Ger.	Valparaiso, Chile.	General.	3,341
Santa Clara.	31	1	Amer.	Grace Line.	New York, N.Y.	San Antonio, Chile	General.	3,110
Horda.	31	1	Nor.	Chilean Nitrate Sales.	Baltimore, Md.	Iquique, Chile.	Ballast.	...
President Harrison	9-1	1	Amer.	Dollar Line.	New York, N.Y.	S. Francisco, Cal.	General.	3,232
Santa Ana.	31	2	Amer.	Panama Mail S.S. Co.	New York, N.Y.	S. Francisco, Cal.	General.	1,809
San Felipe.	9-1	1	Amer.	Quaker S.S. Line.	Philadelphia, Pa.	Portland, Oreg.	Ballast.	...
West Cape.	1	1	Amer.	McCormick S.S. Co.	Albany, N.Y.	Tacoma, Wash.	General.	2,782
Republic ⁸	1	3	Amer.	U.S. Army.	Brooklyn, N.Y.	Honolulu, T.H.	General.	1,294
Athelduke ^{1, 2}	2	2	Brit.	United Molasses Co.	Philadelphia, Pa.	La Libertad, Ecu.	Ballast.	...
Mathew Luckenbach.	2	2	Amer.	Luckenbach Gulf Co.	Houston, Texas.	Tacoma, Wash.	General.	6,147

¹ Tanker.² Motor ship.³ Motor schooner.⁵ Launch.⁷ Submarine.⁸ Transport.¹⁰ Mine sweeper.¹² Cruiser.¹³ General, sulphate of ammonia.¹⁴ Casinghead gasoline, lubricating oil.¹⁵ Phosphate, general, sulphur.¹⁶ Cement, paper, oil, general.

ATLANTIC TO PACIFIC—Continued

Ship	Date arrived	Date cleared	Nationality	Line (Charterer or operator)	Port		Cargo	
					From—	For—	Nature	Tons
Lebore.....	2	3	Amer.	Ore S.S. Corp.....	Baltimore, Md.	Cruz Gr'de,Chile.	Ballast.....
Real ¹	8	30	2 Pan.	Hans Elliot.....	Cristobal, C.Z.	Pto. Arm'les,R.P.	(¹⁴)	15
Nevadan.....	2	2	3 Amer.	Amer.-Hawaiian Line.	Boston, Mass.	Portland, Oreg.	General.....	2,755
Willamette Valley ²	3	3	3 Brit.	Sir W.R.Smith & Sons	Hull, Eng.	Kobe, Japan	Cotton, steel	8,181
Cape Ortega.....	3	3	3 Brit.	Lyle Shipping Co.....	Greenoch, Eng.	Taltal, Chile	Ballast.....
Panquiao.....	8	17	3 Pan.	J.C. de Obaldia.....	Cartagena, Col.	B'ventura, Col.	Salt.....	283
Schwaben.....	2	3	3 Ger.	North German Lloyd.	Hamburg, Ger.	Vancouver, B.C.	General.....	4,266
Marie Bakke ²	3	3	3 Nor.	Knut Knutsen.....	Hernösand,Swed.	Chilean ports.	Ballast.....
Port Alma ²	3	3	3 Brit.	Com'lth & Dom. Line	Liverpool, Eng.	Dunedin, N.Z.	General.....	4,050
Plow City.....	3	3	3 Amer.	Continental Grain Co.	New York, N.Y.	Los Angeles, Cal.	Ballast.....
Dinteldijk ²	3	4	3 Neth.	Holland-Amer. Line.	Rotterdam, Neth.	Vancouver, B.C.	General.....	898
Victor Ross ²	4	4	3 Danz.	Standard Ship. Co.	New York, N.Y.	Talara, Peru	Ballast.....
Nuevo Panama ²	3	3	3 Pan.	Hans Elliot.....	Cristobal, C.Z.	Balboa, C.Z.	Drydocking.
Durazzo.....	30	4	3 Ger.	Hamburg-Amer. Line.	Pto. Col'bia, Col.	Guayaquil,Ecuad	Coffee, gen.	308
Julia Luckenbach.	4	4	3 Amer.	Luckenbach Line.....	New York, N.Y.	Seattle, Wash.	Gen., autos.	428
J-26 ²	4	5	3 Amer.	U.S. Army.....	Cristobal, C.Z.	Gatun, C.Z.	Ballast.....
Pacific Trader ²	4	5	3 Brit.	Furness, Withy & Co.	Glasgow, Scot.	Vancouver, B.C.	General.....	218
Mary Ann ²	5	5	3 Amer.	U.S. Navy.....	Cristobal, C.Z.	Balboa, C.Z.	Ballast.....
Mauna Ala.....	5	5	3 Amer.	Isthmian S.S. Lines.	Baltimore, Md.	S. Francisco, Cal.	General.....	5,494
Antietam ²	5	5	3 Amer.	Shell E.P. Prod. Corp.	Fall River, Mass.	Los Angeles, Cal.	Ballast.....
Columbian.....	5	5	3 Amer.	Amer.-Hawaiian Line.	Boston, Mass.	Seattle, Wash.	General.....	1,980
Chester Sun ²	5	5	3 Amer.	Sun Oil Co.....	Chester, Pa.	Los Angeles, Cal.	Ballast.....
Texmar.....	5	6	3 Amer.	Calmar Line.....	Baltimore, Md.	Seattle, Wash.	Steel, gen.	6,031
Gen. Wm.M.Graham. ²	3 Amer.	U.S. Army.....	Cristobal, C.Z.	Balboa, C.Z.	Ballast.....
Lieut. Col. H. C. Schumm. ²	3 Amer.	U.S. Army.....	Cristobal, C.Z.	Balboa, C.Z.	Ballast.....
San Lucas.....	5	6	3 Amer.	Pacific-Atlantic Corp.	Philadelphia, Pa.	Tacoma, Wash.	General.....	4,035
Thordis ²	6	6	3 Nor.	Anglo-Saxon Pet. Co.	Curacao, D.W.I.	Kagoshima,Japan	Kerosene.....	10,800
Wyoming.....	5	6	3 Fr.	French Line.....	Havre, France.	Vancouver, B.C.	Coke, rags.	3,836
Amerika ²	6	6	3 Dan.	East Asiatic Co.....	Copenhagen,Den.	Vancouver, B.C.	General.....	220
Nevada.....	5	6	3 Fr.	French Line.....	Havre, France.	Valparaiso, Chile.	General.....	1,861
Swan ¹⁰	5	6	3 Amer.	U.S. Navy.....	Cristobal, C.Z.	Balboa, C.Z.	Ballast.....
Pirre ²	5	5	3 Pan.	A.A. Valdez.....	Cristobal, C.Z.	Balboa, C.Z.	Ballast.....
Sambu ²	5	5	3 Pan.	Hans Elliot.....	Cristobal, C.Z.	Balboa, C.Z.	Ballast.....
Langleecrag.....	6	7	3 Brit.	Anglo-Can. Ship. Co.	N. Shields, Eng.	Vancouver, B.C.	Ballast.....
Comet ²	7	7	3 Amer.	Stand. Vacuum Tr'sp.	New York, N.Y.	Los Angeles, Cal.	Ballast.....
Brimanger ²	7	7	3 Nor.	Interocean S.S. Corp.	Rotterdam, Neth.	Los Angeles, Cal.	Passengers.
Walter A. Luckenbach.	7	7	3 Amer.	Luckenbach Line.....	Boston, Mass.	Seattle, Wash.	General.....	4,010
Dilworth ²	7	7	3 Amer.	Shell E.P. Prod. Corp.	New York, N.Y.	Los Angeles, Cal.	Ballast.....
Tai Shan ²	7	7	3 Amer.	Barber Line.....	New York, N.Y.	Shanghai, China.	General.....	2,088
Franz Klasen ²	7	7	3 Danz.	W. Tanskshiff Rhed'i.	Hamburg, Ger.	Talara, Peru	Ballast.....
Marore.....	7	7	3 Amer.	Ore S.S. Corp.....	Baltimore, Md.	Cruz Gr'de, Chile	Ballast.....
Trimountain ²	7	8	3 Amer.	Home Oil Co.....	Philadelphia, Pa.	Los Angeles, Cal.	Ballast.....
Golden Mountain.	7	8	3 Amer.	Williams S.S. Line.	Baltimore, Md.	Seattle, Wash.	General.....	2,143
California.....	8	8	3 Amer.	Panama Pacific Line.	New York, N.Y.	S. Francisco, Cal.	General.....	2,584
Silverexpress ²	8	8	3 Brit.	Kerr S.S. Co.....	Philadelphia, Pa.	Hongkong, China	General.....	2,144
Mercury Sun ²	8	8	3 Amer.	Shell Oil Co.....	Perth A'boy, N.J.	Los Angeles, Cal.	Ballast.....
Gothicstar.....	8	8	3 Brit.	Blue Star Line.....	Newcastle, Eng.	Vancouver, B.C.	Ballast.....
Trafalgar.....	8	8	3 Brit.	Chilean Nitrate Co.	Newp't News,Va.	Ant'fagasta,Chile	Ballast.....
Steel Age.....	8	8	3 Amer.	Isthmian S.S. Lines.	Baltimore, Md.	Honolulu, T.H.	General.....	761
Reginolite ²	8	8	3 Brit.	Imperial Oil Co.	Montreal,Canada	Talara, Peru	Ballast.....
Remuera.....	8	9	3 Brit.	N.Z. Shipping Co.....	London, Eng.	Auckland, N.Z.	General.....	2,564
Balboa ²	8	9	3 Swed.	Johnson Line.....	Stockholm,Swed.	Vancouver, B.C.	General.....	1,891
Salvador.....	2	9	3 Brit.	Pacific Steam Nav.Co.	Cristobal, C.Z.	Champ'ico,Guat.	General.....	550
San Pedro.....	8	9	3 Amer.	Dawnc S.S. Corp.....	New York, N.Y.	Los Angeles, Cal.	Ballast.....
W.S. Rheem ²	8	9	3 Amer.	Sun Oil Co.....	Marcus Hook, Pa.	Los Angeles, Cal.	Ballast.....
Maron ²	9	9	3 Brit.	Alfred Holt & Co.	Boston, Mass.	Shanghai, China.	General.....	4,591
Canadian Cruiser.	9	10	3 Brit.	Can. Nat. Steamships	Montreal,Canada	Lyttleton, N. Z.	Paper, cars.	3,753
Democracy.....	9	9	3 Amer.	Nelson S.S. Co.....	Albany, N.Y.	Seattle, Wash.	(¹⁵)	3,772
Edwin Christenson.	9	9	3 Amer.	Sudden & Christenson	Jacksonville, Fla.	Seattle, Wash.	General.....	4,075
Kentuckian.....	9	9	3 Amer.	Amer.-Hawaiian Line.	Boston, Mass.	Portland, Oreg.	General.....	2,384
Ciport ²	9	9	3 Amer.	Max Bilgray.....	Cristobal, C.Z.	Balboa, C.Z.	Ballast.....
Real ²	9	10	3 Pan.	Hans Elliot.....	Cristobal, C.Z.	Pto. Arm'les,R.P.	Gen., mules.	24
Santa Rosa.....	9	10	3 Amer.	Panama Mail S.S. Co.	New York, N.Y.	Seattle, Wash.	General.....	3,317
Nosa Chief.....	9	10	3 Amer.	N.O. & S.A.S.S. Co.	New Orleans, La.	B'ventura, Col.	Pipe fittings.	2,122
Hellenic.....	9	10	3 Swed.	Transatlantic S.S. Co.	Montreal,Canada	Vancouver, B.C.	Ballast.....
Yuri Maru.....	9	10	3 Jap.	Kokusai Kisen Kaisha	Norfolk, Va.	Yokohama,Japan	(¹⁶)	6,567
Peter Hurl ²	9	10	3 Danz.	W. Tanskshiff Rhed'i.	Havre, France.	Talara, Peru	Ballast.....
Svealand ²	10	10	3 Swed.	Ore S.S. Corp.....	Sparrows Pt.,Md.	Cruz Gr'de,Chile.	Ballast.....
Point Lobos.....	10	10	3 Amer.	Gulf-Pac. Mail Line.	Lake Charles, La.	Vancouver, B.C.	General.....	5,460
Nuevo Panama ²	9	10	3 Pan.	Hans Elliot.....	Cristobal, C.Z.	B'ventura, Col.	General.....	150
W.S. Miller ²	10	10	3 Amer.	Shell Oil Co.....	Fall River, Mass.	Los Angeles, Cal.	Ballast.....
Santa Olivia.....	10	11	3 Amer.	Grace Line.....	New York, N.Y.	Valparaiso, Chile.	Ballast.....
Canadian Farmer.	10	11	3 Brit.	Gr't Lakes Inter.Line.	Montreal,Canada	Vancouver, B.C.	General.....	1,650

¹ Tanker. ² Motor ship. ³ Motor schooner. ⁴ Tug. ⁵ Launch. ¹⁰ Mine sweeper. ¹² Mine planter.¹³ Crane. ¹⁴ General and 25 mules. ¹⁵ Paper, cars, general. ¹⁶ Scrap iron, cotton, spelter.

ATLANTIC TO PACIFIC—Continued

Ship	Date arrived	Date cleared	Nationality	Line (Charterer or operator)	Port		Cargo	
					From—	For—	Nature	Tons
H.M. Storey ¹	11	11	Amer.	James B. Berry & Sons	Tiverton, R.I.	S. Francisco, Cal.	Ballast
Athelsultan ²	11	11	Brit.	Mitsubishi Oil Co.	Philadelphia, Pa.	Los Angeles, Cal.	Ballast
William A. McKenney	11	11	Amer.	McCormick S.S. Co.	Norfolk, Va.	Tacoma, Wash.	General	3,627
City of Singapore	11	12	Brit.	Ellerman-Hall Line	Philadelphia, Pa.	Sydney, Australia	General	7,296
Tatsuno Maru	11	11	Jap.	Nippon Yusen Kaisha	Philadelphia, Pa.	Kobe, Japan	(¹⁴)	7,232
Portland ²	10	11	Ger.	Hamburg-Amer. Line	Hamburg, Ger.	Vancouver, B.C.	General	4,185
Bennekom	11	11	Neth.	Royal Neth. S.S. Co.	Hamburg, Ger.	Corral, Chile	General	1,492
Point Chico	11	11	Amer.	Swayne & Hoyt	Houston, Texas	Seattle, Wash.	(¹⁵)	5,656
Manizales	2	11	Ger.	North German Lloyd	Cristobal, C.Z.	Guayaquil, Ecuador	General	226
Steel Navigator	11	12	Amer.	Isthmian S.S. Lines	New Orleans, La.	Singapore, St. Set.	General	6,159
Indianapolis ²	11	15	Amer.	U.S. Navy	Annapolis, Md.	San Diego, Cal.	Ballast
Cortona	12	12	Brit.	Donaldson Line	Glasgow, Scot.	Vancouver, B.C.	General	1,271
Kirsten Maersk	12	13	Dan.	Isbrandtsen Moller	Pto. Cabello, Ven.	Salaverry, Peru	Ballast
Amasis	12	13	Ger.	Hamburg-Amer. Line	Hamburg, Ger.	Valparaiso, Chile	General	2,763
Armada ²	12	13	Brit.	Australian-Amer. Line	Philadelphia, Pa.	Fremantle, Aust.	General	2,680
Iowan	13	13	Amer.	Amer.-Hawaiian Line	Boston, Mass.	Seattle, Wash.	General	2,601
Fresno Star	13	13	Brit.	Blue Star Line	Liverpool, Eng.	Vancouver, B.C.	Ballast
Buffalo Bridge	13	13	Amer.	Girdwood Ship. Co.	New Orleans, La.	S. Francisco, Cal.	General	3,522
Leuna	13	14	Ger.	Hamburg-Amer. Line	Philadelphia, Pa.	Vancouver, B.C.	Ballast
Steel Inventor	13	14	Amer.	Isthmian S.S. Lines	Baltimore, Md.	Seattle, Wash.	Steel, gen.	4,955
Invercorrie ²	14	14	Venez.	Lago Petroleum Co.	San Nica's, D.W.I.	B'ventura, Col.	Gasoline	1,063
Coptic ²	13	14	Brit.	Shaw, Savill & Albion	London, Eng.	Timaru, N.Z.	General	3,455
San Julian	14	15	Amer.	Quaker S.S. Line	Philadelphia, Pa.	Los Angeles, Cal.	Ballast
Falsterbo ²	14	14	Swed.	Inter. Freightng Co.	Baltimore, Md.	Ant'fagasta, Chile	Ballast
San Bruno	14	15	Pan.	United Fruit Co.	Boston, Mass.	Pto. Arm'les, R.P.	Ballast
Paul Luckenbach	14	14	Amer.	Luckenbach Line	Providence, R.I.	Tacoma, Wash.	General	4,042
Peter Kerr	14	14	Amer.	Quaker Line	Albany, N.Y.	Seattle, Wash.	General	2,873
Berganger ²	14	15	Nor.	Interocean Line	Rotterdam, Neth.	Vancouver, B.C.	Passengers
Daylight ²	14	15	Amer.	Stand. Vacuum Tr'p.	New York, N.Y.	Los Angeles, Cal.	Ballast
President Hayes	15	15	Amer.	Dollar Line	New York, N.Y.	Bombay, India	General	3,121
Lica Maersk	15	15	Dan.	A.P. Moller	Philadelphia, Pa.	Yavaros, Mex.	Ballast
Amerikaland ²	15	15	Swed.	Ore S.S. Corp.	Baltimore, Md.	Cruz Gr'de, Chile	Ballast
Santa Maria ²	14	15	Amer.	Grace Line	New York, N.Y.	San Antonio, Chile	General	2,939
Santa Elisa	14	16	Amer.	Panama Mail S.S. Co.	New York, N.Y.	S. Francisco, Cal.	Steel, gen.	2,200
Ville de Verdun	15	15	Fr.	Messageries Marit'es	Marseille, France	Noumea, N.Caled.	General	966
Sambu ¹	12	15	Pan.	Hans Elliot	Cristobal, C.Z.	Pto. Arm'les, R.P.	Gen., mules	28
J-26 ³	Amer.	U.S. Army	Cristobal, C.Z.	Gatun, C.Z.	Ballast

PACIFIC TO ATLANTIC

Nebraskan	16	16	Amer.	Amer.-Hawaiian Line	Seattle, Wash.	Boston, Mass.	General	7,662
Nasca Clara	16	16	Amer.	Grace Line	San Antonio, Chile	New York, N.Y.	General	3,711
Nitro	16	17	Amer.	U.S. Navy	Puget S'd, Wash.	Norfolk, Va.	Naval stores	1,084
Belfast Maru	17	17	Jap.	Kawasaki Dock Co.	Shanghai, China	Galveston, Tex.	General	2,470
Villanger ²	17	17	Nor.	Interocean S.S. Corp.	Vancouver, B.C.	Rotterdam, Neth.	(¹⁶)	6,751
Felix Taussig	17	17	Amer.	McCormick S.S. Co.	Tacoma, Wash.	Philadelphia, Pa.	Lumber, gen.	7,079
Masunda	17	18	Brit.	McLay & McIntyre	Vancouver, B.C.	Liverpool, Eng.	Lumber	7,160
Susan V. Luckenbach	18	18	Amer.	Luckenbach Line	Seattle, Wash.	Boston, Mass.	General	6,847
San Anselmo	18	18	Amer.	Quaker Line	Portland, Oreg.	Philadelphia, Pa.	Lumber, gen.	8,290
Nansenville ²	18	18	Nor.	Fred Olsen Line	S. Francisco, Cal.	Oslo, Norway	Bulk oil, gen.	5,780
Hanley	18	18	Amer.	Hanley S.S. Co.	Tacoma, Wash.	Boston, Mass.	Lumber	9,632
Antietam ²	18	18	Amer.	Shell Petroleum Co.	Los Angeles, Cal.	Fall River, Mass.	Naphtha	9,245
Kokkai Maru ²	18	19	Jap.	Osaka Shosen Kaisha	Hongkong, China	Baltimore, Md.	General	5,888
Nebraska	18	19	Brit.	Royal Mail Line, Ltd.	Vancouver, B.C.	Rotterdam, Neth.	Grain, gen.	6,529
Chiloil ²	18	19	Amer.	Amer. Tankers Corp.	Los Angeles, Cal.	New York, N.Y.	Gasoline	6,020
Acajutla	18	19	Brit.	Pacific Steam Nav. Co.	Champ'co, Guat.	Cristobal, C.Z.	(¹⁷)	544
Durazzo	19	19	Ger.	Hamburg-Amer. Line	Guayaquil, Ecuador	Cristobal, C.Z.	General	1,215
E.J. Hooper No. 2 ³	19	19	Amer.	E.J. Hooper	Miraflores, C.Z.	Gatun, C.Z.	(¹⁸)
No. 4288 ²	19	19	Amer.	E.J. Hooper	Miraflores, C.Z.	Gatun, C.Z.	R.R. mater'l
No. 4726 ²	19	19	Amer.	E.J. Hooper	Miraflores, C.Z.	Gatun, C.Z.	R.R. mater'l
President Wilson	20	20	Amer.	Dollar Line	S. Francisco, Cal.	New York, N.Y.	General	4,890
Swan No. 34 ⁴	20	20	Amer.	U.S. Navy	Balboa, C.Z.	Cristobal, C.Z.
San Benito	20	20	Pan.	United Fruit Co.	Pto. Arm'les, R.P.	Boston, Mass.	Bananas	810
Nuevo Panama ²	19	21	Pan.	Hans Elliot	B'ventura, Col.	Cristobal, C.Z.	Coffee	139
Silksworth	20	20	Brit.	R.S. Darlsh.	Noumea, N.Caled.	Baltimore, Md.	Chrome ore	7,050
Alamar	20	20	Amer.	Calmar S.S. Corp.	S. Francisco, Cal.	Philadelphia, Pa.	Lumber	7,244
Cadillac ²	20	20	Brit.	Anglo-Amer. Oil Co.	Los Angeles, Cal.	London, Eng.	Gasoline	15,132
Panaman	20	20	Amer.	Amer.-Hawaiian Line	Portland, Oreg.	Boston, Mass.	General	5,994
Beaconlight ²	20	20	Amer.	Standard Ship. Co.	Los Angeles, Cal.	Baltimore, Md.	Gasoline	8,485
Shohel Maru ²	20	21	Jap.	Mitsui & Co.	Hilo, P.I.	New York, N.Y.	Sugar, silk	7,910
Marore	20	21	Amer.	Ore S.S. Corp.	Cruz Gr'de, Chile	Baltimore, Md.	Iron ore	21,650
Pan Scandia ²	21	21	Nor.	Standard Ship. Co.	Talara, Peru	Baltimore, Md.	Crude oil	14,312
Willzipo	21	21	Amer.	Williams S.S. Corp.	Seattle, Wash.	Baltimore, Md.	Lumber, gen.	10,100

¹ Tanker. ² Motor ship. ³ Motor schooner. ⁴ Tug. ⁵ Launch. ¹² Cruiser. ¹³ Barge.
¹⁴ Lubricating oil, cotton, machinery, etc. ¹⁵ Steel, corn, oil, etc. ¹⁶ Grain, fruit, general. ¹⁷ Coffee, hides, wood. ¹⁸ Towing barges.

PACIFIC TO ATLANTIC—Continued

Ship	Date arrived	Date cleared	Nationality	Line (Charterer or operator)	Port		Cargo	
					From—	For—	Nature	Tons
Recherche	21	22	Fr.	French Line	Noumea, N.Caled	Marseilles, France	(¹⁴)	3,861
California	21	22	Amer.	Panama-Pacific Line.	S. Francisco, Cal.	New York, N.Y.	General	6,323
Mercury Sun ²	22	22	Amer.	Shell Oil Co.	Los Angeles, Cal.	Pertth A'boy, N.Y.	Gasoline	13,480
Real ²	22	23	Pan.	Hans Elliot	Darien, R.P.	Cristobal, C.Z.	Bananas	35
Rangitiki ²	22	23	Brit.	N.Z. Shipping Co.	Auckland, N.Z.	London, Eng.	Frozen, gen.	6,909
Solana ²	22	22	Amer.	Union Oil Co.	Los Angeles, Cal.	Tiverton, R.I.	Gasoline	8,640
C.O. Stillman ²	22	23	Brit.	International Pet. Co.	Talara, Peru	Halifax, N.S.	Crude oil	21,548
West Cactus	23	23	Amer.	McCormick S.S. Co.	Pt. Town'd, Wash	Norfolk, Va.	Lumber, pulp ..	7,540
Poseidon	23	23	Ger.	Hamburg-Amer. Line.	Valparaiso, Chile	Hamburg, Ger.	General	8,318
W.S. Rheem ²	23	23	Amer.	Sun Oil Co.	Los Angeles, Cal.	Marcus Hook, Pa.	Gasoline	13,893
Justin	23	24	Ger.	North German Lloyd.	Vancouver, B.C.	Bremen, Ger.	General	6,638
Robert Luckenbach.	23	23	Amer.	Luckenbach Line.	Seattle, Wash.	Boston, Mass.	General	6,198
Svealand ²	23	24	Swed.	Ore S.S. Corp.	Cruz Gr'de, Chile	Sparrows Pt., Md	Iron ore	21,652
Omah ²	23	24	Amer.	J.R. Powell	Balboa, C.Z.	Cristobal, C.Z.	Ballast
Nordpol ²	23	24	Dan.	W.L. Comyn & Sons..	Port Alice, B.C.	Boston, Mass.	Lumber, pulp ..	6,532
W.S. Miller ²	24	24	Amer.	Shell Oil Co.	Los Angeles, Cal.	Fall River, Mass.	Gas, kerosene ..	9,360
H.M. Storey ²	24	24	Amer.	James B. Berry Sons.	S. Francisco, Cal.	Baltimore, Md.	(¹⁵)	16,000
S.A. Perkins	24	24	Amer.	Swayne & Hoyt	Seattle, Wash.	Tampa, Florida.	Gen. lumber	6,041
Texan	24	24	Amer.	Amer.-Hawaiian Line.	Seattle, Wash.	Boston, Mass.	Lumber, gen.	9,525
Gregalia	24	25	Brit.	Donaldson Brothers.	Victoria, B.C.	Glasgow, Scot.	General	3,912
President Herrenschmidt. ²	24	24	Nor.	Pechelbroon	La Libertad, Ecua.	Antwerp, Belg.	Crude oil	13,278
Pacific Reliance ² ..	24	24	Brit.	Furness, Withy & Co.	Vancouver, B.C.	Glasgow, Scot.	General	7,568
Mariquita ²	24	25	Venez.	Shell Oil Co.	Balboa, C.Z.	Maracaibo, Venez	Ballast
Steel Ranger	25	25	Amer.	Isthmian S.S. Lines.	Kahului, T.H.	Baltimore, Md.	Pineapples	7,107
Real ²	25	26	Pan.	Hans Elliot	Panama, R.P.	Cristobal, C.Z.	Drums	5
Empire Star	25	26	Brit.	Blue Star Line	Victoria, B.C.	Newcastle, Eng.	Frozen, gen.	5,794
Santa Elisa	25	26	Amer.	Grace Line	S. Francisco, Cal.	New York, N.Y.	General	1,807
Tai Ping Yang ²	25	26	Pan.	Barber Wilhelmsen.	Manila, P.I.	New York, N.Y.	General	5,274
Elizabeth Kellogg ²	25	26	Amer.	Kellogg S.S. Corp.	Manila, P.I.	New York, N.Y.	Wood, oil	6,700
Cambridge	25	26	Brit.	Fed. Steam Nav. Co.	Lyttleton, N.Z.	London, Eng.	Frozen, gen.	7,170
Mobile City	25	26	Amer.	Isthmian S.S. Lines.	Portland, Oreg.	Bridgeport, Conn	Lumber	6,651
Calif.	26	28	Ger.	North German Lloyd.	Guayaquil, Equad	Cristobal, C.Z.	General	1,094
Dalveen	26	26	Brit.	United Steam Nav. Co.	Taltal, Chile.	Azores ¹⁶	Nitrate	7,680
E.T. Bedford ²	26	27	Amer.	Standard Ship. Co.	Talara, Peru	Montreal, Can.	Crude oil	15,156
Langleigorse	27	27	Brit.	Chilean Nitrate Corp.	Antofagasta, Chile	Azores ¹⁶	Nitrate	7,650
Hawaiian	27	27	Amer.	Amer.-Hawaiian Line.	Portland, Oreg.	Boston, Mass.	Lumber, gen.	5,712
Daylight ²	27	27	Amer.	Stand. Vacuum Tr'p.	Los Angeles, Cal.	New York, N.Y.	Gasoline	13,077
Celina ²	27	28	Ital.	Nav. Libera Triestina.	Vancouver, B.C.	Venice, Italy	Gen. lumber	8,562
Nuevo Panama ²	27	28	Pan.	Elliot Ship & Land Co.	B'ventura, Col.	Cristobal, C.Z.	Coffee	159
Sveadrott ²	27	27	Swed.	W.L. Comyn & Sons.	Willapa, Wash.	Antwerp, Belg.	Lumber, gen.	6,283
Helen Whittier	27	28	Amer.	Arrow Line	Portland, Oreg.	New York, N.Y.	Lumber, gen.	7,500
K.I. Luckenbach	28	28	Amer.	Luckenbach Line	Seattle, Wash.	Boston, Mass.	General	5,957
San Marcos	28	28	Amer.	Quaker Line	Portland, Oreg.	Philadelphia, Pa.	Lumber, gen.	7,893
Harpoon	28	28	Amer.	Shepard S.S. Co.	Seattle, Wash.	Philadelphia, Pa.	Lumber, gen.	9,092
Santa Elena	28	29	Amer.	Grace Line	Seattle, Wash.	New York, N.Y.	Coffee, gen.	5,084
Amerikaland ²	28	29	Swed.	Ore S.S. Corp.	Cruz Gr'de, Chile	Baltimore, Md.	Iron ore	21,650
Henry S. Grove	28	29	Amer.	Argonaut S.S. Line.	Seattle, Wash.	New York, N.Y.	Lumber, gen.	6,800
Knute Nelson ²	29	29	Nor.	Fred Olsen & Co.	Vancouver, B.C.	Oslo, Norway	General	5,629
Sambu ²	29	30	Pan.	Hans Elliot	Darien, R.P.	Cristobal, C.Z.	Bananas	26
Lena Luckenbach	29	29	Amer.	Luckenbach Line	Seattle, Wash.	Mobile, Ala.	Lumber, gen.	6,450
Benledi	29	29	Brit.	Wm. Thompson Co.	N. West'er, B.C.	Middlesboro, Scot	Lumber, gen.	8,123
Lapwing ²	29	29	Amer.	U.S. Navy	Balboa, C.Z.	Cristobal, C.Z.
S-14 ⁷	29	29	Amer.	U.S. Navy	Balboa, C.Z.	Cristobal, C.Z.
Santa Inez ²	28	30	Amer.	Grace Line	Valparaiso, Chile.	New York, N.Y.	(¹⁷)	4,102
Ohioan	30	30	Amer.	Amer.-Hawaiian Line.	Seattle, Wash.	Boston, Mass.	Lumber, gen.	6,724
Heranger ²	30	30	Nor.	Interocean S.S. Corp.	Vancouver, B.C.	Rotterdam, Neth.	General	5,653
Damsterdijk ²	30	30	Neth.	Holland-Amer. Line.	Vancouver, B.C.	Rotterdam, Neth.	General	9,324
Santa Maria ²	30	30	Amer.	Grace Line	Valparaiso, Chile.	New York, N.Y.	General	4,348
Real ²	30	31	Pan.	Hans Elliot	Panama, R.P.	Cristobal, C.Z.	Ballast
San Francisco ²	30	31	Ger.	Hamburg-Amer. Line.	Vancouver, B.C.	Hamburg, Ger.	General	6,233
Eagle No. 58 ¹⁴	25	25	Amer.	U.S. Navy	San Diego, Cal.	Washington, D.C.
Emergency Aid	30	30	Amer.	Pac.-Arg.-Brazil Line.	Pt. Gamble, Wash	Buenos Aires, Arg	(¹⁸)	7,881
Wilkeno	31	31	Amer.	Williams S.S. Corp.	Seattle, Wash.	New York, N.Y.	Lumber, gen.	9,564
Ingola	31	31	Brit.	S.S. Owners Opr. Co.	Santa Is., Peru	Tampa, Fla.	Guanos	6,000
Wales Maru	31	31	Jap.	Kawasaki K. Kaisha.	Dairen, Manch.	Norfolk, Va.	General	2,492
Point Reyes	31	1	Amer.	Swayne & Hoyt	Balboa, C.Z.	New Orleans, La.	Ballast
Heffron	31	1	Amer.	Pac. Coast Dir. Line.	Tacoma, Wash.	Boston, Mass.	Lumber	9,574
S-15 ⁷	1	1	Amer.	U.S. Navy	Balboa, C.Z.	Cristobal, C.Z.
S-16 ⁷	1	1	Amer.	U.S. Navy	Balboa, C.Z.	Cristobal, C.Z.
S-17 ⁷	1	1	Amer.	U.S. Navy	Balboa, C.Z.	Cristobal, C.Z.
Absaroka	1	2	Amer.	McCormick S.S. Co.	Tacoma, Wash.	Philadelphia, Pa.	Lumber, gen.	8,864
Port Hobart ²	1	1	Brit.	Com'lth & Dom. Line	Melbourne, Aust.	Glasgow, Scot.	Frozen, gen.	7,311
Nelson Traveler	1	2	Amer.	Charles Nelson Co.	Seattle, Wash.	Albany, N.Y.	Lumber, gen.	6,830
Dryden	1	2	Amer.	Lykes Bros.-Ripley ..	Bayang, P.I.	New Orleans, La.	General	7,475
Salvador	1	1	Brit.	Pacific Steam Nav. Co.	Champico, Guat.	Cristobal, C.Z.	General	335
Eisenach	2	2	Ger.	North German Lloyd.	Corral, Chile.	Hamburg, Ger.	General	5,620

¹ Tanker.² Motor ship.⁴ Tug.⁵ Launch.⁶ Yacht.⁷ Submarine.¹³ Patrol ship.¹⁴ Copra,

cocoa, nickel.

¹⁵ Kerosene, furnace oil.¹⁶ For orders.¹⁷ Nitrate, copper, coffee.¹⁸ Lumber, paper, general.

PACIFIC TO ATLANTIC—Continued

Ship	Date arrived	Date cleared	Nationality	Line (Charterer or operator)	Port		Cargo	
					From—	For—	Nature	Tons
Arizona ¹	2	3	Amer.	The Texas Co.	Los Angeles, Cal.	New York, N.Y.	Gasoline	6,200
Prince Rupert City	2	2	Brit.	Rearidon Smith Line.	Vancouver, B.C.	Cardiff, Wales	General	7,447
Manizales	2		Ger.	North German Lloyd	Guayaquil, Ecuador	Cristobal, C.Z.	General	1,037
Kinai Maru ²	2	4	Jap.	Osaka Shosen Kaisha	Manila, P.I.	Baltimore, Md.	General	6,140
Harry Luckenbach	3	3	Amer.	Luckenbach Line	Seattle, Wash.	Boston, Mass.	Lumber, gen.	6,911
American	3	3	Amer.	Amer.-Hawaiian Line	Portland, Oreg.	Boston, Mass.	General	6,100
Vermar	3	3	Amer.	Calmar S.S. Corp.	Seattle, Wash.	Baltimore, Md.	Lumber	7,179
Sun ²	3	3	Amer.	Sun Oil Co.	Los Angeles, Cal.	Chester, Pa.	Gasoline	13,694
Nuevo Panama ²	3	4	Pan.	Elliot Ship & Land Co.	B'ventura, Col.	Cristobal, C.Z.	Coffee, gen.	157
Simba ⁵			Amer.	N.E. Dillman	Balboa, C.Z.	Gatun, C.Z.	Ballast	
Meton ²	3	4	Amer.	Shell E. P. Prod Corp.	Los Angeles, Cal.	Perth A'boy, N.J.	Gas, naphtha	9,268
San Gil	3	4	Amer.	United Fruit Co.	Pto. Armes, R.P.	Philadelphia, Pa.	Bananas	700
Hanau	4	4	Ger.	Hamburg-Amer. Line	Pisco, Peru	Hamburg, Ger.	General	5,217
Taketoyo Maru	4	4	Jap.	Nippon Yusen Kaisha	Ilolo, P.I.	New York, N.Y.	General	8,934
Caliche ²	4	4	Amer.	Home Oil Co.	Los Angeles, Cal.	New York, N.Y.	Gasoline	7,768
Trodanger ²	4	4	Nor.	Intercocean Line	Vancouver, B.C.	Rotterdam, Neth.	General	6,920
Canadian Constructor	4	5	Brit.	Can. Nat. Steamships	Brisbane, Aust.	Montreal, Canada	General	3,413
Jefferson Myers	4	5	Amer.	States S.S. Co.	Seattle, Wash.	New York, N.Y.	Lumber, gen.	8,541
Virginia	4	5	Amer.	Panama-Pacific Line	S. Francisco, Cal.	New York, N.Y.	General	7,347
Southern Sun	4	5	Amer.	Sun Oil Co.	Los Angeles, Cal.	Marcus Hook, Pa.	Gasoline	13,605
Cressington Court	5	5	Brit.	Canadian Transp. Co.	N. West' ter, B.C.	London, Eng.	Lumber, lead	8,000
Sambu ²	5	6	Pan.	Hans Elliot	Darien, R.P.	Cristobal, C.Z.	Bananas	24
Pirre ²	5	6	Pan.	A.A. Valdes	Bayano R., R.P.	Cristobal, C.Z.	Bananas	52
Gertrude Maersk ²	4	5	Dan.	A.P. Moller	Manila, P.I.	Savannah, Ga.	General	7,509
San Domingo	5	5	Amer.	States S.S. Co.	Longview, Wash.	New York, N.Y.	Lumber	5,100
Point Salinas	5	5	Amer.	Swayne & Hoyt	Portland, Oreg.	Mobile, Ala.	Lumber, gen.	6,539
Richmond ¹²		5	Amer.	U.S. Navy	Balboa, C.Z.	Cristobal, C.Z.		
Mallard No. 44 ⁴			Amer.	U.S. Navy	Balboa, C.Z.	Cristobal, C.Z.		
John Jay	5	6	Amer.	Amer. Tankers Corp.	Olympia, Wash.	Philadelphia, Pa.	Lumber	10,000
Herman F. Whiton	5	6	Amer.	Dutton Lumber Corp.	Tacoma, Wash.	Po'keepsie, N.Y.	Lumber	7,200
Washington ²	6	7	Fr.	French Line	Seattle, Wash.	Antwerp, Belg.	(¹³)	8,475
Koll ²	6	6	Nor.	Standard Ship. Co.	Talara, Peru	So'ampton, Eng.	(¹⁴)	14,407
Pacific Ranger ²	6	6	Brit.	Furness, Withy & Co.	Victoria, B.C.	Manchester, Eng.	General	8,555
Point Ancha	5	6	Amer.	Gulf-Pac. Mail Line	Powell Riv., B.C.	Lake Charles, La.	General	2,680
Steel Mariner	6	6	Amer.	Isthmian S.S. Lines	Kahului, T.H.	Baltimore, Md.	(¹⁷)	6,789
Virginian	6	6	Amer.	Amer.-Hawaiian Line	Seattle, Wash.	Boston, Mass.	Lumber, gen.	9,400
No. 5096 ¹³			Amer.		Balboa, C.Z.	Miraflores, C.Z.	Ballast	
Trojan Star	6	7	Brit.	Blue Star Line	N. West' ter, B.C.	Newcastle, Eng.	Frozen, gen.	5,972
San Vicente	6	7	Amer.	Quaker Line	Portland, Oreg.	Philadelphia, Pa.	Lumber, gen.	7,400
Lillian Luckenbach	7	7	Amer.	Luckenbach Line	Seattle, Wash.	Boston, Mass.	Lumber, gen.	6,492
Cheyenne ²	7	7	Brit.	Standard Oil Co.	Los Angeles, Cal.	Liverpool, Eng.	Gasoline	12,299
J. H. Senior ²	7	7	Danz.	Baltic-Amer. Pet. Co.	Talara, Peru	Le Havre, France	Crude oil	16,545
Real ²	7	9	Pan.	Hans Elliot	Panama, R.P.	Cristobal, C.Z.	Ballast	
Alkmaar	7	8	Neth.	Royal Neth. S.S. Co.	Valparaiso, Chile	Hamburg, Ger.	General	10,946
El Aleto ²	8	8	Brit.	Anglo-Ecuador. Oil Co.	La Libertad, Ecu.	Philadelphia, Pa.	Crude oil	10,250
Stensby	8	8	Dan.	Canadian Transp. Co.	Vancouver, B.C.	Dublin, Ireland	Lumber, gen.	5,714
Santa Isabel	7	9	Amer.	Grace Line	Valparaiso, Chile	New York, N.Y.	General	3,182
Santa Teresa	8	9	Amer.	Panama Mail S.S. Co.	S. Francisco, Cal.	New York, N.Y.	Coffee, gen.	3,104
Huguenot ⁴	8	8	Amer.	Texas Oil Co.	Los Angeles, Cal.	Pt. Arthur, Tex.	Crude oil	10,267
Canada ²	8	9	Swed.	Johnson Line	Hawaii	London, Eng.	General	7,527
Kent	8	9	Brit.	Fed. Steam Nav. Co.	Dunedin, N.Z.	London, Eng.	Frozen, gen.	5,646
Parthenia	8	9	Brit.	Donaldson Line	Vancouver, B.C.	Glasgow, Scot.	General	5,685
Eleanor Christenson	9	9	Amer.	Arrow Line	Seattle, Wash.	Baltimore, Md.	Lumber, gen.	6,612
Este	9	10	Ger.	North German Lloyd	Vancouver, B.C.	Hamburg, Ger.	General	8,495
Cerigo	9	10	Ger.	Hamburg-Amer. Line	Guayaquil, Ecuador	Cristobal, C.Z.	General	1,144
Nuevo Panama ²	4	10	Pan.	Elliot Ship & Land Co.	Balboa, C.Z.	Cristobal, C.Z.	Ballast	
Chiloe	9	10	Amer.	Ore S.S. Corp.	Cruz Gr'de, Chile	Baltimore, Md.	Iron ore	21,600
Birmingham City	10	10	Amer.	Isthmian S.S. Lines	Seattle, Wash.	Baltimore, Md.	General	8,204
Montanan	10	10	Amer.	Amer.-Hawaiian Line	Portland, Oreg.	Boston, Mass.	Gen. lumber	7,094
Adventure ⁵			Amer.	R.O. Shuey	Balboa, C.Z.	Gatun, C.Z.	Ballast	
Athelduke ²	10	11	Brit.	United Molasses Co.	La Libertad, Ecu.	Le Havre, France	Crude oil	13,214
Mary Ann ¹⁴	5		Amer.	U.S. Navy	Balboa, C.Z.	Cristobal, C.Z.		
San Angelo	10	11	Amer.	Quaker Line	Portland, Oreg.	Po'keepsie, N.Y.	Lumber	7,828
Vinland ²	11	11	Nor.	Scand. S. Pac. Line	Ant'agasta, Chile	Liverpool, Eng.	General	7,022
Holystone	11	11	Brit.	Anglo-Can. Ship. Co.	Victoria, B.C.	London, Eng.	Lumber	6,902
Santa Lucia	11	12	Amer.	Grace Line	Seattle, Wash.	Philadelphia, Pa.	Coffee, gen.	3,947
Indra ²	11	12	Nor.	Knut Knutsen	Valparaiso, Chile	Oslo, Norway	General	6,904
Jacob Luckenbach	11	12	Amer.	Luckenbach Line	Portland, Oreg.	Mobile, Ala.	General	7,699
Sambu ⁵	12	15	Pan.	Hans Elliot	Darien, R.P.	Cristobal, C.Z.	Bananas	17
Charles R. McCormick	12	12	Amer.	McCormick S.S. Co.	Seattle, Wash.	Baltimore, Md.	Lumber, gen.	8,055
Victor Ross ²	12	12	Danz.	W. Tankschiff Rhed'i.	Talara, Peru	Le Havre, France	Crude oil	17,051
Abraham Lincoln ²	12	12	Nor.	Fred Olsen & Co.	Vancouver, B.C.	Oslo, Norway	General	4,926

¹ Tanker. ² Motor ship. ³ Tug. ⁴ Launch. ⁵ Cruiser. ⁶ Rowboat. ⁷ Crane boat.
⁸ Lumber, wheat, general. ⁹ Diesel and crude oil. ¹⁰ Sugar and pineapples.

PACIFIC TO ATLANTIC—Continued

Ship	Date arrived	Date cleared	Nationality	Line (Charterer or operator)	Port		Cargo	
					From—	For—	Nature	Tons
Andrea F. Luckenbach.	12	12	Amer..	Luckenbach Line. . .	Seattle, Wash. . .	Boston, Mass. . .	Lumber, gen.	11,923
Kawansai Maru ¹ .	12	13	Jap. .	Osaka Shosen Kaisha.	Manila, P.I. . . .	Baltimore, Md. . .	Sugar, gen. .	4,594
Santa Barbara ² .	12	13	Amer..	Grace Line.	San Antonio, Chile	New York, N.Y. .	General. . . .	3,033
Katsuragi Maru ¹ .	12	13	Jap. .	Kokusai Kisen Kaisha	Manila, P.I. . . .	New York, N.Y. .	General. . . .	7,759
Lochkatrine ¹	13	14	Brit.	Royal Mail Line, Ltd.	Vancouver, B.C.	Rotterdam, Neth.	Gen., lumber	9,252
Archangelos. . . .	13	13	Greek.	A. Ferrayros. . . .	Chicama, Peru. .	Liverpool, Eng. .	Sugar.	8,013
Tainui.	13	14	Brit.	Shaw, Savill & Albion	Timaru, N.Z. . . .	London, Eng. . .	Frozen, gen. .	5,125
Real ²	12	16	Pan..	Hans Elliot. . . .	Blaboa, C.Z. . . .	Cristobal, C.Z. .	Ballast.	
Silverwillow ¹ . . .	13	13	Brit..	Silver Java Pac. Line.	Calcutta, India. .	New Orleans, La.	Oils, general.	7,171
Barfonn ¹ . ²	13	14	Nor..	Standard Ship. Co.	Talara, Peru. . . .	Halifax, N.S. . .	Crude oil. . .	13,367
Cape of Good Hope. ²	13	14	Brit..	Chilean Nitrate Co..	Iquique, Chile. . .	Azores ^{1,3}	Nirtate. . . .	7,706
Ciprot ⁵		13	Amer..	Max Bilgray. . . .	Balboa, C.Z. . . .	Cristobal, C.Z. .	Ballast.	
Minnesotan. . . .	13	14	Amer..	Amer.-Hawaiian Line.	Seattle, Wash. . .	Boston, Mass. . .	General. . . .	8,225
Flomar.	14	14	Amer..	Calmar S.S. Corp. .	Portland, Oreg. . .	Boston, Mass. . .	Lumber. . . .	7,200
General W. M. Graham. ^{1,1}			Amer..	U.S. Army.	Balboa, C.Z. . . .	Cristobal, C.Z. .		
Brunswick ¹ . ² . . .	4	15	Pan..	Atlantic Oil Ship. Co.	Auckland, N.Z. . .	Philadelphia, Pa.	Ballast.	
Willmote ¹	14	15	Amer..	Williams S.S. Co. . .	Seattle, Wash. . .	Albany, N.Y. . .	Lumber, gen.	7,490
Steele.	15	15	Amer..	Ore S.S. Corp. . . .	Cruz Gr'de, Chile	Baltimore, Md. .	Iron ore. . . .	21,652
Muntropic. . . .	15	15	Amer..	Shepard S.S. Co. . .	Seattle, Wash. . .	Boston, Mass. . .	Lumber, gen.	7,083
Alabama.	15	16	Fr..	French Line.	San Antonio, Chile	Le Havre, France	General. . . .	7,142
Forafrie ¹	15	15	Brit..	S.S. Operating Co. .	Isla Santa, Peru. .	Jacksonville, Fla.	Guanos. . . .	4,600
Annie Johnson ² .	15	15	Swed.	Johnson Line. . . .	S. Francisco, Cal.	Goth burg, Swed.	General. . . .	5,537
Franz Klasen ¹ . ²	15	15	Danz.	Baltic-Amer. Pet. Co.	Talara, Peru. . . .	Hamburg, Ger. .	(^{1,4})	16,575
West Nilus. . . .	15	15	Amer..	McCormick S.S. Co.	Vancouver, B.C.	Buenos Aires, Arg.	Lumber, gen.	7,667
Acajutla.	15		Brit..	Pacific Steam Nav.Co.	Champerico, Guat	Cristobal, C.Z. .	Coffee, gen. .	216

¹ Tanker.² Motor ship.⁵ Launch.¹¹ Mine planter.¹³ For orders.¹⁴ Gasoline and gas oil.

The First Ship Through the Canal

Inquiry is made occasionally as to which was the first ship to pass through the Panama Canal. The Canal was opened to commerce on August 15, 1914.

The Canal Record of January 7, 1914, reported:

The first passage of a self-propelling vessel through the Canal from ocean to ocean was effected on the morning of Wednesday, January 7 (1914), when the craneboat *Alex. LaValley*, Captain Carter, formerly engaged in the Atlantic entrance, but recently operating in Culebra Cut, was passed from the Cut through Pedro Miguel and Miraflores Locks to the Pacific entrance. Barges from the Pacific side, passed about in the dredging operations, had previously been handled to the Atlantic side.

On February 1, 1914, the tug *Reliance*, passing through Gatun Locks, completed a voyage around South America; it had sailed from Colon for Balboa via the Strait of Magellan on February 11, 1912, and arrived at Balboa on June 17, 1912.

On May 18, 1914, three barges loaded with sugar transferred to them at Balboa from the steamer *Alaskan* were towed as far as the lower end of Pedro Miguel Locks; and their transit, after a change of towboats, was completed at 9 p.m. on May 19. This was the first handling of cargo through the Canal.

On May 19, 1914, the tug *Mariner* towed two empty barges through the Canal from Cristobal to Balboa, arriving at 6.40 p.m. This was the first direct or continuous voyage of a vessel through the Canal from ocean to ocean.

In anticipation of the opening of the Canal, a test voyage from Cristobal to Balboa was made by the steamship *Cristobal* of the Panama Railroad Steamship Line on August 3, 1914, and a return trip was made on August 4. The *Advance* of the same line was sent from the Atlantic to the Pacific and back as far as Gatun Locks on August 9, 1914, completing the return transit on August 10. The *Panama* made a similar trip on August 11, completing the return transit on August 12. Guest passengers were carried on these trips but no cargo was handled.

The *Ancon* of the Panama Railroad Steamship Line was sent through the Canal from Cristobal to Balboa on August 15, 1914, carrying cargo for transshipment at Balboa and about 200 passengers who were invited by direction of the Secretary of War. This is considered the first transit of an ocean steamship in commercial service. The ship discharged cargo at Balboa and returned through the Canal to Cristobal on August 23.

On August 15, 1914, following the departure of the *Ancon*, transit of the Canal was begun by the steamship *Arizonan* of the American-Hawaiian Line, leaving Cristobal at 10.23 a.m.; this vessel completed transit on the following day, passing Balboa at 4.10 p.m., August 16. The *Arizonan* carried cargo. The yacht *Lasala*, owned by Morgan Adams, started transit through the Canal apparently about 1 p.m., August 15, and completed transit at 5.35 p.m. on the 17th. The steamship *Missourian* of the American-Hawaiian Line, carrying cargo, left Cristobal at 2 p.m. on August 15 and passed Balboa at 11.05 a.m., August 17.

The *Pleiades* transited the Canal on August 16, 1914, from Pacific to Atlantic. She left Balboa at 6.50 a.m. and arrived at Cristobal at 5.30 p.m. the same day. The *Pleiades* was followed by the *Pennsylvanian* of the American-Hawaiian Line, which left Balboa at 9.40 a.m., August 16, and arrived at Cristobal at 8.50 a.m., August 17.

These early transits of seagoing merchant vessels may be summarized as follows:

TEST TRANSITS

Atlantic to Pacific—August 3, *Cristobal*; August 9, *Advance*; August 11, *Panama*.

Pacific to Atlantic—August 4, *Cristobal*; August 9-10, *Advance*; August 11-12, *Panama*.

OPENING VOYAGE

Atlantic to Pacific—Steamship *Ancon*, August 15; return through Canal, August 23.

NORMAL COMMERCIAL TRANSITS

Atlantic to Pacific

Arizonan, began transit August 15 at 10.23 a.m.; arrived at opposite terminal August 16 at 4.10 p.m.
Lasala, began transit August 15 at 1 p.m.; arrived at opposite terminal August 17 at 5.35 p.m.
Missourian, began transit August 15 at 2 p.m.; arrived at opposite terminal August 17, 11.05 a.m.

Pacific to Atlantic

Pleiades, began transit August 16 at 6.30 a.m.; arrived at opposite terminal August 16 at 5.30 p.m.
Pennsylvanian, began transit August 16 at 9.40 a.m.; arrived at opposite terminal August 17 at 8.50 a.m.

From the foregoing it may be stated that the first self-propelling, ocean-going vessel to pass through the Canal was the *La Valley*, completing transit on January 7, 1914; the first passage of commercial cargo was on May 18-19, 1914; the first vessel to make a direct, continuous voyage from ocean to ocean through the Canal was the tug *Mariner* on May 19, 1914; the first regular merchant vessel to transit the Canal in commercial service was the *Ancon* on August 15, 1914; and the first merchant vessel to use the Canal on a voyage between ports beyond the Canal terminals was the *Arizonan* on August 15-16, 1914.

Flood Warning System on Rivers Tributary to Proposed Madden Lake

In 1923, 1931, and 1932 traffic through the Canal was interrupted by floods on the Chagres River during October or November, and it may happen again this year or any year until the Madden Dam across the river at Alhajuela comes into operation and establishes a flood control reservoir. The interruptions to the movement of vessels have been relatively brief and have occurred either from a dangerous current where the waters of the Chagres reach the Canal channel at Gamboa, or from using operating culverts in the locks to supplement the spillways in discharging excess water, thus putting the locks temporarily out of use for the making of lockages.

After the completion of the dam and of the Madden Lake to be impounded behind it, the flow of water down the Chagres to Gatun Lake will be under control. The water in the Madden Lake will be kept at such normal level as will provide a margin for the absorption of flood waters and their controlled discharge. It will not be practicable to keep the Madden Lake so low that a flood could not raise its surface to such height as to make discharges into Gatun Lake necessary; but by a system of flood warnings it will be possible to begin discharging through the sluice gates of Madden Dam in advance of the arrival of flood waters and so spread the necessary entire discharge over a longer period.

The flood warnings are to be given automatically, by electricity, by the ringing of a bell at Alhajuela whenever the water in the upper Chagres, the Pequeni, or the Boqueron Rivers, the principal tributaries to Madden Lake, reach designated levels. A protected float, in a 50-foot tower at a recording station, rising with the level of the river's surface, will actuate a mechanism which will transmit electrical impulses by telegraph cable to the hydrographic office at the dam. Here the rivers' stages will show on a dial and be automatically recorded. With the data at hand on the rivers' heights, calculations can be made as to the flow per second and the times at which the crests of the one, two, or three freshets from as many streams will reach the dam. The discharge necessary to prepare space in the Madden Lake for this water can

then be begun in such time as to make it at a rate which will not cause a dangerous inflow into the Canal. Normally it will be possible to avoid discharging through the spillway of the dam and the penstocks of the hydroelectric station at the dam more than a total of 50,000 cubic feet per second. Such rate of discharge causes a current of not more than four miles per hour in the Canal at Gamboa and will not interfere with navigation through the Canal.

In the flood of November 1932, for example, no more than 50,000 c.f.s. would have been discharged at Madden Dam, studies of the flood have determined, if the dam had been in service; this would have so lessened the task of controlling the level of Gatun Lake as to have made unnecessary the use of lock culverts for wasting water and there would have been no delay to shipping.

The work of installing the electric flood warning system has been in progress during the past three years. It involves two separate phases, one for use during the construction of Madden Dam and the other for flood control after the formation of Madden Lake. The first phase involved the extension of telephone lines from Alhajuela to Indio on the Chagres and Salamanca on the Pequeni and the employment of observers at those stations to give advice of rises on the rivers. This part was completed in the fiscal year 1930 and proved of great value in connection with the floods in November 1931 and October and November 1932. The second phase is the extension of the lines farther up the rivers, to Chico on the Chagres, to Candelaria on the Pequeni, and to Peluca on the Boqueron, a tributary to the Pequeni, and the installation at these stations of automatic transmitters, actuated by floats, which will transit electrical impulses to automatic recorders at Alhajuela. The 38,500 feet of underground cable line to Chico was completed in the fiscal year 1932; the transmitting and recording mechanisms were also then installed but they were found to be unsuited to the conditions, involving transmission over a distance of about 15 miles (about half of which was pole line), subjecting the apparatus to much disturbance by lightning. A different kind of equipment was secured in the fiscal year 1933 and proved to be satisfactory. With the establishment of the automatic station at Chico the observer was removed from Indio.

For the stations at Candelaria and Peluca underground cables were laid during the past year from Salamanca to the sites of the proposed stations. This involved laying about 32,000 feet of 8-conductor cable from Salamanca to a point above the mouth of the Boqueron, about 6,300 feet of 5-conductor cable thence to Peluca and about 10,800 feet of 5-conductor cable from the same point to Candelaria. The work of laying the cables was unusually difficult, due to the rough mountain topography, jungles, weight of reels and lack of transportation. With the filling of the lake, presumably in 1935, underwater cables will be laid from Alhajuela to Salamanca and to Indio and the present overhead telephone lines connecting these points will be removed. The lines installed from Salamanca to Candelaria and Peluca, and from Indio to Chico, are part of the permanent installation. Pending the filling of the lake the automatic devices at Candelaria and Peluca will not be installed and no observer will be stationed there, but an observer will be kept at Salamanca.

Coal

Coal, bunker, Navy Standard Pool No. 1, Pocahontas or New River, is supplied to steamships, including warships of all nations, trimmed in bunkers at \$7.25 for run-of-mine and \$6.75 for nut and slack at Cristobal, in any proportion desired, and \$10.25 at Balboa for run-of-mine only, per ton of 2,240 pounds.

Extra charges are made in accordance with a published tariff for special trimming at the request of the officers of the ship, for galley, lump or run-of-mine coal in sacks, and for delivery, when coal is furnished from lighters or launches away from the coaling piers.

Coal can be bunkered by bunkering machines at any rate up to 1,500 tons per hour, regulated by the amount of necessary trimming.

Coal for cargo is sold under the same conditions and at prices quoted for sale of coal for bunkers.

Provisions Required by Ships

The Panama Canal Commissary Division, with facilities at Balboa and Cristobal for delivery of supplies to steamships, carries a complete line of provisions, such as meats, fruits, vegetables, eggs, butter, canned goods, cigars, cigarettes, tobacco, etc., which are sold to ships at reasonable prices. Beef especially is available at low prices.

Orders may be placed in advance by radio for delivery on arrival, or at either terminal for prompt delivery or for delivery at the other terminal after transit.

THE PANAMA CANAL RECORD

OFFICIAL PUBLICATION OF THE PANAMA CANAL.

PUBLISHED MONTHLY.

Subscription rates, domestic, \$0.50 per year; foreign, \$1.00; address
The Panama Canal Record, Balboa Heights, Canal Zone,
or, for United States and foreign distribution,
The Panama Canal, Washington, D. C.

Entered as second-class matter February 6, 1918, at the Post Office
at Cristobal, C. Z., under the Act of March 3, 1879.

Certificate.—By direction of the Governor of The Panama Canal the matter contained herein is published as statistical
information and is required for the proper transaction of the public business.

Volume XXVII. Balboa Heights, C.Z., October 15, 1933. No. 3.

Traffic Through the Panama Canal in September 1933

The total vessels of all kinds transiting the Canal during the month of September
in the two preceding years and in 1933 are shown in this tabulation:

	September 1931	September 1932	September 1933		
			Atlantic to Pacific	Pacific to Atlantic	Total
Commercial ocean vessels.....	396	353	214	194	408
Commercial launches (under 20 tons).....	6	7	8	8	16
Noncommercial vessels:					
United States Government.....	26	23	18	15	33
Colombian Government.....	2	2			
Transiting solely for repairs.....	2		1	1	2
Total.....	430	385	241	218	459

COMMERCIAL TRAFFIC.¹

The following tabulation shows the number of vessels, Panama Canal net tonnage,
tons of cargo carried and tolls collected, from the commercial traffic transiting the
Canal each month for the 12-month period ended September 30, 1933, as compared
with the same period in the previous year:

Month	No. of vessels		Panama Canal net tonnage		Tons of cargo		Tolls	
	1931-32	1932-33	1931-32	1932-33	1931-32	1932-33	1931-32	1932-33
October...	390	394	2,081,600	1,988,133	1,762,670	1,582,261	\$1,823,650.74	\$1,714,779.06
November...	376	383	2,001,745	2,035,796	1,577,523	1,531,509	1,762,036.19	1,756,865.84
December...	387	431	2,033,158	2,080,069	1,648,904	1,621,581	1,757,869.54	1,781,940.03
January...	377	415	2,022,275	2,069,218	1,593,585	1,463,503	1,770,250.68	1,762,808.56
February...	358	368	1,878,177	1,832,658	1,645,393	1,434,862	1,647,797.06	1,575,708.35
March...	363	399	1,864,896	1,989,044	1,643,952	1,735,227	1,645,366.81	1,718,908.41
April...	370	370	1,863,692	1,839,597	1,443,731	1,527,978	1,608,634.67	1,554,250.14
May...	357	372	1,956,958	1,883,249	1,676,790	1,629,982	1,717,401.26	1,617,943.65
June...	336	364	1,743,150	1,901,117	1,404,558	1,691,247	1,534,793.19	1,629,411.28
July...	326	401	1,676,492	2,051,128	1,259,981	1,699,039	1,468,728.36	1,732,164.93
August...	314	416	1,658,112	2,159,995	1,349,453	1,914,014	1,440,848.87	1,829,754.49
September...	353	408	1,868,391	2,096,538	1,347,144	1,797,497	1,598,265.98	1,758,587.41
Total...	4,307	4,726	22,648,646	23,926,542	18,353,684	19,631,700	19,775,643.35	20,433,122.15

¹ Commercial traffic includes all ocean-going vessels paying tolls. Vessels in direct service of the United States,
Panamanian, and Colombian Governments, including merchant vessels chartered by these Governments, and vessels
transiting solely for repairs, do not pay tolls. Statistics on vessels not paying tolls are shown under "Noncommercial
traffic."

Traffic by Nationality of Vessels for September 1933

Nationality	No. of ships	Panama Canal net tonnage	Tons of cargo	Nationality	No. of ships	Panama Canal net tonnage	Tons of cargo
British.....	78	419,700	321,918	Japanese.....	16	93,726	94,519
Danish.....	11	48,074	37,274	Netherlands.....	5	34,368	30,961
Danzig.....	7	57,930	66,920	Norwegian.....	22	117,213	107,912
French.....	8	47,810	36,539	Panamanian.....	29	29,283	13,785
German.....	25	90,030	85,799	Swedish.....	10	48,105	18,678
Greek.....	1	4,292	8,013	United States.....	159	1,079,669	960,725
Honduran.....	1	48	38	Venezuelan.....	2	1,448	1,063
Italian.....	4	24,842	13,353				

Traffic by Trade Routes, September 1933

The movement of vessels over trade routes is summarized in the following table. They are classified according to primary origin and ultimate destination of the voyage through the Canal and the cargo listed is the total aboard at time of transit. Cargo may be laden or discharged between the terminal areas indicated, hence in the cargo listed below there may be some which had other origin or destination:

Trade route	Atlantic to Pacific			Pacific to Atlantic		
	No. of ships	Panama Canal net tonnage	Tons of cargo	No. of ships	Panama Canal net tonnage	Tons of cargo
United States intercoastal.....	76	442,366	185,342	74	425,074	565,787
East coast United States and:						
Canada.....	4	20,252	11,558	1	4,094	2,680
Central America.....	3	6,575		2	4,263	1,510
South America.....	20	92,791	13,799	12	56,569	129,564
Balboa.....	1			1	2,617	
Hawaiian Islands.....	4	20,220	761	3	16,350	22,733
Australasia.....	2	11,946	9,976	1	6,450	
Philippine Islands.....	5	30,982	13,111	9	55,101	64,426
Far East.....	18	95,183	93,073	2	11,381	10,577
Europe and:						
United States.....	3	18,098		2	11,513	17,836
Canada.....	23	139,431	34,390	26	151,258	192,329
South America.....	13	73,203	15,672	23	130,934	213,279
Australasia.....	6	49,200	25,482	6	46,613	34,646
Far East.....				1	4,175	7,020
Canadian intercoastal.....	4	14,138	5,070	2	5,721	9,110
East coast Canada and:						
South America.....	1	5,513		2	12,783	25,007
Australasia.....	2	9,657	6,360	3	15,055	13,508
South American intercoastal.....	3	2,813	649	1	724	
East coast South America and:						
Canada.....	2	9,746	4,675	2	10,144	15,702
Far East.....	1	7,624	4,384			
Cristobal and:						
Central America.....	6	2,209	1,641	3	2,180	704
South America.....	6	3,126	1,536	9	4,636	5,502
Balboa.....	4	164		7	237	231
Central American intercoastal.....				1	48	38
West Indies and:						
South America.....	1	724	1,063			
Far East.....	2	10,269	17,300			
Around the world.....	4	39,519	12,295	1	6,524	7,171
Foreign vessels in ballast (U.S. intercoastal).....	1	6,345				

Origin and Destination of Cargo, by Major Areas

The following table summarizes the origin of cargo passing through the Canal in September 1933 and its destination by major geographical and trade areas:

ATLANTIC TO PACIFIC

Origin	Tons of cargo destined for—					Total
	United States	Other North America	Asia	South America	Australasia	
North America:						
United States.....	199,673	7,926	108,816	11,707	9,976	338,098
Other North America.....	1,740	7,612	17,300	6,217	6,360	39,229
Europe.....	26,215	7,875		14,391	25,340	73,821
Miscellaneous.....	5,299	447	724	377	142	6,989
Total.....	232,927	23,860	126,840	32,692	41,818	458,137

PACIFIC TO ATLANTIC

Origin	Tons of cargo destined for—				Total
	United States	Other North America	Europe	Miscellaneous	
North America:					
United States.....	561,095	11,584	104,200	7,553	684,432
Canada.....	2,343	10,855	103,327	4,882	121,407
Other North America.....	25,223	1,805	1,066	10	28,104
South America.....	127,073	33,790	212,447	42	373,352
Australasia.....	2,431	11,179	34,544		48,154
Asia.....	75,230	1,614	7,020	47	83,911
Total.....	793,395	70,827	462,604	12,534	1,339,360

Principal Commodities

Commodities which aggregated 10,000 or more tons either during the past month or in the corresponding month in 1932 are listed below:

Commodity	September		Commodity	September	
	1932	1933		1932	1933
<i>Atlantic to Pacific</i>	<i>Long tons</i>	<i>Long tons</i>	<i>Pacific to Atlantic—Continued</i>	<i>Long tons</i>	<i>Long tons</i>
Automobiles and accessories	4,831	11,389	Cold storage (food products) ¹ . . .	13,239	15,727
Canned goods, various	9,298	11,975	Cotton, raw	9,922	12,113
Corn	12,977	5,354	Flour	8,367	17,291
Cotton	24,921	41,888	Fruit, dried	32,180	26,735
Iron and steel, manufactures of . . .	31,077	89,267	Fruit, fresh	13,949	11,225
Oils, mineral	58,255	35,927	Lumber	110,820	266,067
Tinplate	6,990	10,160	Metals, various	30,191	42,440
Paper	13,375	18,886	Nitrates		56,347
Scrap metal	3,353	20,645	Oils, mineral	241,209	307,187
Sulphur	5,871	10,542	Oils, vegetable	3,595	11,916
<i>Pacific to Atlantic</i>			Ores, principally iron	6,938	99,698
Barley	16,960	15,703	Sugar	156,644	112,241
Canned goods, various	120,192	119,350	Wheat	107,653	64,877
			Wood pulp	9,596	11,883

¹ Does not include fresh fruit.

Commodities in Detail

The following statement lists all commodities passing through the Canal during the month of September 1933, as reported in the cargo declarations, showing the movement, by directions, in the United States intercoastal trade and in the total traffic. In the cargo declarations small items are frequently grouped under the designation of "general cargo"; the statistics are accordingly not precise but are indicative of the kinds and quantity of cargo in transit through the Canal. The figures are for tons of 2,240 pounds:

Commodity	United States intercoastal		Total for all trade routes including U.S. intercoastal	
	Atlantic to Pacific	Pacific to Atlantic	Atlantic to Pacific	Pacific to Atlantic
Aircraft and parts		2		2
Agricultural implements	528	40	1,882	67
Alfalfa meal		2,256		2,256
Ammonium compounds	174		2,279	6,991
Animal foods ¹	92	827	92	977
Apparel, wearing (hats, shoes, clothing, etc.) . . .	233		272	7
Asbestos	255		864	
Asphalt and tar	77	43	411	1,666
Automobiles (and autotricks)	5,003	40	7,663	43
Automobile parts and accessories	1,116	76	3,726	83
Bags and bagging, textile	333	6	778	57
Bananas	40		40	1,731
Barks, miscellaneous		166		764
Barley		94	6	15,703
Beans, edible, dry	20	3,382	800	6,405
Beer	621	50	656	90
Beverages, nonalcoholic	348		456	
Blood and tankage	150		334	
Bones and bone meal			220	
Books and printed matter	370		379	
Borax	48	948	48	5,891
Bran and pollards			210	3,442
Bricks and tile	137	14	167	14
Campbor				55
Canned and preserved goods:				
Fish	382	12,282	633	26,121
Fruit	330	28,601	410	63,707
Meat		371	627	599
Milk		1,441	104	1,622
Soup	5,216	448	5,216	443
Vegetables	754	5,340	773	5,531
Miscellaneous and unclassified	2,861	21,262	4,212	21,322
Carbon black	108		569	
Celite		417		442
Cement	456		5,369	
Chalk			797	
Charcoal	39	36	39	36

¹ Except as otherwise classified.

Commodity	United States intercoastal		Total for all trade routes including U.S. intercoastal	
	Atlantic to Pacific	Pacific to Atlantic	Atlantic to Pacific	Pacific to Atlantic
Chemicals ¹	3,756	937	6,588	1,978
Clay, china and fire.....	412	87	1,589	87
Coal.....	2,928		2,958	
Cocoa and cacao beans.....			224	361
Coconuts and products ¹	118	450	118	732
Coffee.....	344	30	3,742	7,637
Coke.....			5,288	
Cold storage and refrigerated products:				
Dairy products.....	47		165	4,135
Eggs.....		305		333
Fish.....	39	18	77	564
Lard.....	32		104	
Meats.....	26		69	10,271
Poultry.....		8		5
Vegetables.....		108		183
Other and unclassified.....			3	233
Confectionery.....	824		833	21
Copra.....				7,569
Copra meal and cake.....				2,002
Corn.....	5,354		5,354	
Cotton, raw.....	486	325	41,888	12,113
Drugs and medicines.....	1,458	141	1,560	204
Dyes.....			11	
Earthenware.....	38		171	224
Eggs, dried.....		28		28
Electrical apparatus and appliances.....	739	35	823	44
Explosives.....	33		633	
Extract, quebracho.....			417	
Fertilizers ¹	112		1,933	
Fish, salted or dry cured.....	55		55	303
Fish meal.....				2,425
Floor coverings.....	1,199	290	1,264	295
Flour.....	208	14,206	1,334	17,291
Fruit, dried.....		16,425	180	26,735
Fruit, fresh ¹	27	2,617	27	11,225
Furniture and household goods.....	683	187	731	227
General.....	23,768	8,304	49,861	16,605
Glass and glassware.....	2,664	83	3,992	328
Glue.....	120	134	120	143
Groceries.....	1,849	44	2,228	129
Guano.....				4,600
Gums.....		50		237
Hair, all kinds.....	37	27	37	27
Hay.....		498		498
Hemp, unmanufactured.....		74		1,862
Honey.....		186	90	252
Horns and hoofs.....			37	36
Infusorial earth.....		849		988
Iron and steel, manufactures of (structural steel, plates, bars, angles, pipe, etc.).....	61,798	1,124	89,267	1,150
Ivory nuts.....				3,148
Jute, unmanufactured.....	150		186	108
Lard substitute.....			16	
Liquors.....	124	138	651	534
Lumber (including manufactured mill products).....	2,501	188,826	3,074	266,067
Machinery.....	2,740	180	5,715	258
Malt.....			534	
Manufactured goods ¹	7,530	917	10,035	2,076
Marble and granite.....	20	27	60	27
Matches.....	1,014	195	1,069	444
Metals:				
Antimony.....		27		266
Copper.....		5,680	5	26,996
Gold and silver.....			159	78
Iron.....	741		1,078	
Lead.....	15	1,646	36	9,415
Tin.....	28	115	31	724
Zinc.....	158		792	4,063
Other and unclassified.....		244		898
Milk, powdered.....		337	132	379
Molasses and syrups.....	326		326	
Nitrates.....	3,589		4,676	56,347
Nuts, edible (including meats).....	36	450	138	1,278
Oats.....		138	31	468
Oils, mineral:				
Crude.....	120	10,267	135	115,921
Gas and fuel.....	359	12,288	359	26,024
Gasoline, benzine, and naphtha.....	24	133,313	1,305	157,991
Kerosene.....	8,824	5,935	19,624	6,474
Lubricating and greases.....	8,932	498	14,504	777

¹ Except as otherwise classified.

Commodity	United States intercoastal		Total for all trade routes including U.S. intercoastal	
	Atlantic to Pacific	Pacific to Atlantic	Atlantic to Pacific	Pacific to Atlantic
Oils, vegetable:				
Coconut				5,151
Cottonseed	3,459		3,459	2
Linseed	139		161	
Olive		22	330	22
Rapeseed		10		433
Wood		31		1,975
Other and unclassified	202	496	379	4,333
Oil, fish	11	870	11	925
Oil, whale			14	
Oilseeds (cotton, flax, hemp, sesame, rapeseed, etc.)		121	300	676
Oilseed cake and meal	268	86	268	6,849
Ores:				
Antimony				182
Copper	17		17	3,560
Gold and silver				170
Iron			64	86,656
Lead				2,088
Magnetite		903		903
Manganese	108		108	
Tin		108		3,195
Zinc	23		23	2,630
Other and unclassified	31		1,111	314
Paints and varnishes	525	68	794	81
Paper and paper products	5,822	4,907	18,886	8,173
Paper scrap	40	680	452	680
Peanuts	300	72	300	149
Peas, dry		22		611
Peatmoss			585	
Phosphates	67	465	7,685	465
Porcelainware	49	106	113	4,186
Potash		1,726		1,726
Pyrethrum flowers				416
Rags and waste	480	322	932	1,114
Railroad material	416		3,079	
Rice	261	814	261	5,741
Rope and twine	81	81	110	94
Rosin	1,079		3,284	
Rubber:				
Manufactured	546		907	148
Raw				472
Scrap		82	110	114
Salt	365		7,259	53
Sand	2,350		3,571	
Scrap metal	309	231	20,645	327
Seeds (except oilseeds)	76	395	394	551
Shells, oyster	407		407	
Silk, raw		1,051		2,702
Skins and hides		1,058	140	5,072
Slag	117		1,217	
Slate	454		454	
Soaps and products	1,340	358	1,457	655
Soda and sodium compounds	1,218		2,174	142
Sugar		24,736	6,542	112,241
Sulphur	5,028		10,542	102
Talc		101		109
Tallow				1,820
Tea		11		2,632
Textiles	4,436	79	6,756	1,360
Tinplate	1,873	113	10,160	169
Tobacco and manufactures	807	69	8,278	104
Toilet preparations	140	15	140	120
Turpentine	111		131	
Vegetables, dry		20		30
Wall board	127	200	178	488
Wax, paraffin	152		1,251	25
Wheat		20,318	500	64,877
Wines		326	441	1,465
Wood pulp	346	9,313	3,191	11,883
Wool	17	3,776	17	7,253
Total, September 1933	199,673	561,095	458,137	1,339,360
Total, September 1932	113,667	398,918	335,984	1,011,160
Total, September 1931	183,375	507,674	481,229	1,273,626

* Except as otherwise classified.

* Cotton, silk, wool, rayon goods.

Tanker Traffic

The following tabulation shows the tanker traffic through the Canal during September 1933, classified according to trade route:

Trade route	Atlantic to Pacific			Pacific to Atlantic		
	No. of ships	Panama Canal net tonnage	Tons of cargo	No. of ships	Panama Canal net tonnage	Tons of cargo
United States intercoastal	23	143,741	12,640	16	88,666	162,748
East coast United States and South America	3	20,047		1	5,049	10,250
United States and Hawaiian Islands	1	4,286				
United States and Australasia				1	6,450	
East coast Canada and South America	1	5,513		2	12,783	25,007
South American intercoastal				1	724	
West Indies and South America	1	724	1,063			
West Indies and Far East	1	5,739	10,800			
Europe and United States	2	12,674		1	6,594	12,299
Europe and South America	3	20,673		6	46,506	94,541
Total	35	213,397	24,503	28	166,772	304,845

¹ Includes 3,444 tons cottonseed oil.

² 922 tons discharged at Cristobal.

Comparison of Canal Traffic in September 1933, with September Traffic in Previous Years

Calendar year	Month of September			Fiscal year	Average per month for fiscal year		
	Commercial transits	Panama Canal net tonnage	Tons of cargo		Commercial transits	Panama Canal net tonnage	Tons of cargo
1914	56	217,527	323,094	1915	102	361,197	465,567
1915	101	350,291	464,647	1916	63	199,687	257,843
1916	153	503,645	645,046	1917	150	483,213	588,213
1917	188	573,166	724,172	1918	172	547,839	627,669
1918	179	523,341	548,489	1919	169	510,416	576,385
1919	170	586,186	638,270	1920	206	712,170	781,208
1920	256	1,008,785	1,009,557	1921	241	951,323	966,601
1921	221	925,137	754,894	1922	228	951,455	907,075
1922	240	1,070,410	1,138,188	1923	331	1,550,482	1,630,656
1923	413	2,044,552	2,168,703	1924	436	2,179,073	2,249,559
1924	395	1,976,213	2,112,264	1925	389	1,904,596	1,996,570
1925	388	1,831,039	1,891,988	1926	433	2,064,549	2,169,787
1926	446	2,186,804	2,239,547	1927	456	2,185,651	2,312,351
1927	540	2,532,942	2,397,753	1928	538	2,454,886	2,469,226
1928	487	2,295,053	2,313,011	1929	534	2,468,483	2,555,250
1929	523	2,425,261	2,432,783	1930	515	2,498,355	2,502,519
1930	458	2,314,424	2,059,582	1931	461	2,316,012	2,090,233
1931	396	2,070,873	1,754,855	1932	376	1,968,735	1,650,667
1932	353	1,868,391	1,347,144	1933	375	1,901,823	1,514,811
1933	408	2,096,538	1,797,497	(3)	390	1,980,283	1,655,150

¹ Canal opened August 15, 1914.

² Average for 10 1/2 months of fiscal year ended June 30, 1915.

³ Average for first 9 months of calendar year 1933.

Terminal Activities

Ships repaired during the month of September 1933, numbered 43, including 7 which were drydocked. Fuel oil in the quantity of 251,274 barrels was delivered as bunkers to 84 commercial vessels. Bunker coal amounting to 3,039 tons was delivered to 13 vessels. Sales of commissary supplies to ships aggregated \$34,149.65.

Cargo Handled at Terminal Ports

	Cristobal	Balboa	Total
Local cargo arriving	23,469	23,766	47,235
Local cargo shipped	5,657	460	6,117
Cargo received for transshipment	26,124	1,384	27,508
Cargo transshipped	25,505	1,395	26,900
"Canal Zone for Orders" cargo:			
Number of receipts issued	99	40	139
Number of releases issued	817	291	1,108
Tons received	721	247	968
Tons withdrawn	734	299	1,033

All Vessels Entering and Clearing Port

	Port of Cristobal			Port of Balboa		
	No. of ships	Registered gross tonnage	Registered net tonnage	No. of ships	Registered gross tonnage	Registered net tonnage
<i>Ships entering</i>						
All vessels, including those transiting Canal..	458	2,953,256	1,770,021	418	2,652,668	1,597,537
Vessels entering port but not transiting Canal.	63	373,687	209,568	12	52,744	29,080
Vessels transiting Canal and handling passengers and cargo at terminal ports.....	120	799,419	473,490	96	674,094	404,652
<i>Ships clearing</i>						
All vessels, including those transiting Canal.	453	2,926,120	1,753,470	421	2,652,033	1,598,829
Vessels clearing port but not transiting Canal.	60	359,104	201,381	13	58,153	32,462
Vessels transiting Canal and handling passengers and cargo at terminal ports.....	118	790,280	467,916	97	673,000	397,907

Cargo Discharged and Laden in Terminal Ports

The following is a report of tons of cargo discharged and/or laden at Cristobal and Balboa during the month from midnight, September 15, 1933, to midnight, October 15, 1933. Figures after names of vessels show, respectively, tons discharged and tons laden:

CRISTOBAL

Santa Maria, 210, 666; Santa Elisa, 48, 594; President Hayes, 1, 0; Peten, 138, 60; Alabama, 147, 0; Fella, 85, 0; Tivives, 471, 0; Tivives, 0, 366; Alabama, 0, 211; Laurits Swenson, 13, 0; Nuevo Panama, 183, 137; Reina del Pacifico, 93, 421; Pastores, 125, 151; Santa Marta, 539, 144; Acajutla, 248, 335; Real, 0, 40; Hokkai Maru, 3, 0; President Taft, 471, 0; Cerigo, 71, 299; Rhein, 214, 6; Cali, 860, 718; Guayaquil, 0, 492; Peten, 30, 483; San Bruno, 8, 0; Rialto, 0, 31; Oakland, 51, 260; Caribia, 26, 362; Potter, 244, 0; Cefalu, 137, 813; San Diego, 238, 44; Santa Rita, 882, 51; Venezuela, 85, 3; Los Angeles, 266, 187; Wayfarer, 276, 0; Lochgoil, 105, 16; Wisconsin, 64, 4; Sveajarl, 69, 0; Baarn, 272, 64; President Pierce, 1, 0; Virginia, 0, 1; Camden, 7,355, 0; Velma Lykes, 385, 70; Zacapa, 483, 201; Orazio, 63, 1; Mary V., 1, 0; Santa Cecilia, 286, 58; Veragua, 360, 212; Pearl Marie, 0, 17; Venezuela, 1, 197; Tai Ping, 660, 0; Nuevo Panama, 225, 271; Santa Elena, 347, 247; Calamares, 401, 140; Colombia, 25, 257; Cristobal, 1,803, 884; Durazzo, 1,183, 477; Santa Inez, 0, 553; Winroth, 1,393, 0; Veragua, 50, 700; Delftdijk, 1, 103; Hamm, 131, 0; Real, 38, 0; San Anselmo, 202, 0; Santa Paula, 183, 291; Contessa, 192, 551; Santa Clara, 820, 0; Colombia, 101, 677; Granville, 0, 170; Montreal Maru, 267, 0; Canadian Highlander, 6, 489; Lagarto, 0, 35; Daytonian, 244, 19; Axel Johnson, 130, 0; Santa Teresa, 90, 335; Santa Barbara, 163, 318; Buenaventura, 911, 502; Vancouver, 16, 226; Quirigua, 305, 74; Alda, 319, 457; Abangarez, 543, 77; Nuevo Panama, 228, 130; Manizales, 876, 475; Osiris, 85, 12; Tokai Maru, 476, 26; Metapan, 698, 123; Haiti, 37, 288; Costa Rica, 109, 1; Salvador, 132, 584; West Cactus, 0, 137; Barneveld, 18, 209; Virgilio, 129, 104; Tacoma, 110, 436; Quirigua, 80, 338; San Gil, 1, 0; Drechtijk, 158, 0; Canadian Scottish, 10, 0; Cefalu, 328, 663; Oregon, 118, 11; Ancon, 1,559, 586; San Marcos, 420, 0; Cerigo, 735, 0; Troja, 54, 92; Pennsylvania, 0, 6; Peten, 209, 6; Europa, 10, 17; Santa Isabel, 5, 459; Stella Lykes, 406, 136; Pastores, 13, 353; Santa Ana, 466, 124; Santa Marta, 306, 316; Santa Lucia, 312, 115; Turrialba, 676, 228; Nuevo Panama, 241, 61; Nansenville, 132, 0; Costa Rica, 13, 339; Atago Maru, 165, 0; Asuka Maru, 169, 0; Santa Olivia, 691, 0; West Ivis, 180, 0; Peten, 22, 2343; Charles Nelson, 143, 0; Cordillera, 151, 5; Durazzo, 519, 361; Winnipeg, 306, 411; Santa Rosa, 251, 24; Seattle, 31, 320; Contessa, 172, 555; Lobos, 36, 106; Lochmonar, 0, 45; Kirishima Maru, 194, 0; Nankai Maru, 489, 23; Dakarian, 257, 0; Santa Maria, 450, 0; Nosa Chief, 37, 0; City of Elwood, 128, 0; Guayaquil, 981, 471; Havel, 80, 356; Flandre, 85, 282; Real, 0, 63; Santa Cecilia, 189, 413; Santa Clara, 80, 532; Canadian Constructor, 0, 4; Veragua, 486, 186; Spreewald, 3, 562; Bodegraven, 261, 89; Reina del Pacifico, 36, 0; Sixaola, 614, 171; California, 0, 287; Feltre, 39, 0; Nuevo Panama, 232, 124; Minden, 17, 46; Cali, 838, 307; Acajutla, 82, 0; Calamares, 287, 169; Colombia, 164, 468; Margaret Johnson, 0, 50; Manuel Arnus, 3, 0; President Pierce, 532, 0; Magallanes, 118, 0.

BALBOA

Ludington, 860, 0; Santa Maria, 0, 10; Santa Elisa, 64, 60; President Hayes, 0, 1; Potter, 339, 0; Antigua, 178, 63; West Camargo, 119, 0; Henderson, 13, 6; Santa Rita, 483 pounds, 0; Deroche, 9, 0; Virginia, 10, 16; Durazzo, 299 pounds, 0; Tai Ping, 117, 0; Santa Cecilia, 3, 29; Talamana, 245, 45; Santa Inez, 0, 13; Santa Elena, 243, 1; Santa Paula, 317, 0; Santa Clara, 26, 0; Santa Barbara, 90, 64; Santa Teresa, 28, 289; Salvador, 8, 0; Wright, 10, 0; Chiriqui, 1,892, 51; California, 5, 11; Mataroa, 29, 0; Ohioan, 10, 0; Cuzco, 705, 0; Pennsylvania, 25, 3; Salvador, 0, 2; Santa Ana, 11, 60; Nansenville, 460, 0; Tai Ping Yang, 10, 0; Santa Olivia, 100 pounds, 0; Santa Lucia, 92, 2; Santa Isabel, 0, 500 pounds; Vega, 3, 0; Santa Rosa, 109, 24; Los Angeles, 8, 0; Santa Maria, 56, 187; City of Elwood, 113, 0; San Blas, 0, 18; Acajutla, 1, 0; Havel, 112, 0; Santa Clara, 111, 56; President Monroe, 2, 2; Santa Cecilia, 84, 3; Sirius, 248 pounds, 0; Cali 111, 0; Antigua, 404, 52.

Passengers

Ocean ship passengers disembarking at Cristobal numbered 1,969; embarking, 1,037; at Balboa, 812 disembarking and 865 embarking. Passengers passing through the Canal from the Atlantic to the Pacific numbered 4,398; from the Pacific to the Atlantic, 1,896. Aircraft numbering 42 entered Cristobal and 72 passengers disembarked; clearances were 42, with 79 passengers embarking. One aircraft entered Balboa, discharging 3 passengers; one aircraft cleared with no passengers embarking.

Movements of Ocean Vessels Through the Panama Canal

From midnight September 15, to midnight October 15, 1933

ATLANTIC TO PACIFIC

Ship	Date arrived	Date cleared	Nationality	Line (Charterer or operator)	Port		Cargo	
					From—	For—	Nature	Tons
Fella ²	15	16	Ital.	Nav. Lib. Triestina	Venice, Italy	Vancouver, B.C.	General	2,660
West Camargo	15	21	Amer.	McCormick S.S. Co.	Rosario, Arg.	Vancouver, B.C.	(¹³)	3,345
New Jersey ¹	15	16	Amer.	The Texas Co.	Pt. Arthur, Tex.	Los Angeles, Cal.	(¹⁴)	9,196
Laurits Swenson	16	16	Nor.	Fred Olsen & Co.	Porsgrunn, Nor.	Vancouver, B.C.	General	2,900
Marsodak	16	16	Amer.	Luckenbach Gulf Co.	Mobile, Ala.	S. Francisco, Cal.	General	2,800
Californian ²	16	16	Amer.	Amer.-Hawaiian Line.	Boston, Mass.	Portland, Oreg.	General	2,860
Real ³	13	17	Pan.	Hans Elliot.	Cristobal, C.Z.	Pto. Arm's, R.P.	Gen., mules	24
France Maru	17	17	Jap.	Kokusai Kisen Kaisha	Port Tampa, Fla.	Osaka, Japan.	General	7,112
Canadian Conqueror.	17	17	Brit.	Can. Nat. Steamships.	Montreal, Canada	Sydney, Aust'lia.	General	2,607
Calmar	17	17	Amer.	Calmar Line	Baltimore, Md.	Seattle, Wash.	Steel, gen.	7,510
Hokkai Maru ²	17	17	Jap.	Osaka Shosen Kaisha.	Boston, Mass.	Shanghai, China.	General	6,198
Tweedbank ²	17	17	Brit.	Andrew Weir & Co.	Baltimore, Md.	Shanghai, China.	General	2,890
Silksworth	17	17	Brit.	Chilean Nitrates Co.	Baltimore, Md.	Iquique, Chile.	Ballast	
Nuevo Panama ²	16	17	Pan.	Hans Elliott.	Cristobal, C.Z.	B'ventura, Col.	General	150
Reina del Pacifico	16	17	Brit.	Pacific Steam Nav. Co.	Liverpool, Eng.	Talcahuano, Chile	General	2,178
Normanstar	17	18	Brit.	Blue Star Line.	Newcastle, Eng.	Portland, Oreg.	Ballast	
Bretagne ²	17	18	Dan.	Inter. Freightng Co.	Baltimore, Md.	Valparaiso, Chile.	Steel	5,109
John Antle ²	16	18	Brit.	G. H. Radcliffe	London, Eng.	Vancouver, B.C.	Ballast	
Brandanger ²	17	18	Nor.	General S.S. Corp.	Buenos Aires, Arg.	Vancouver, B.C.	General	1,330
Willboro	18	18	Amer.	Amer.-Hawaiian Line.	Baltimore, Md.	Seattle, Wash.	General	2,060
Aase Maersk ^{1 2}	18	18	Dan.	A. P. Moller.	Falmouth, Eng.	Capa Bl'ca, Peru.	General	
Cerigo	17	18	Ger.	Hamburg-Amer. Line.	Cartagena, Col.	Guayaquil, Ecuador.	Coffee, gen.	366
J-26 ³			Amer.	U.S. Army.	Cristobal, C.Z.	Gatun, C.Z.	Ballast	
Gen. Wm. M. Graham. ^{1 2}			Amer.	U.S. Army.	Cristobal, C.Z.	Balboa, C.Z.	Ballast	
Henderson ⁸	18	21	Amer.	U.S. Navy.	Norfolk, Va.	Seattle, Wash.	Naval stores.	621
Edgar F. Luckenbach.	18	19	Amer.	Luckenbach Gulf Co.	Houston, Texas.	Tacoma, Wash.	General	6,200
Sage Brush	19	19	Amer.	Shepherd S.S. Co.	Boston, Mass.	Seattle, Wash.	General	4,570
Sketas ^{2 2}	19	19	Nor.	Anglo-Saxon Pet. Co.	Paullac, France.	Los Angeles, Cal.	Ballast	
Pacific Shipper ²	19	19	Brit.	Furness Withy & Co.	Manchester, Eng.	Vancouver, B.C.	General	601
Hanley	19	19	Amer.	Pac. Coast Direct Line	Boston, Mass.	Tacoma, Wash.	Steel, gen.	1,298
Ferndiff ²	19	20	Nor.	Fern Line.	New Orleans, La.	Shanghai, China.	General	4,402
Gen. Wm. M. Graham. ^{1 2}			Amer.	U.S. Army.	Cristobal, C.Z.	Pedro Miguel, C.Z.	(¹⁵)	
Kurama Maru ²	20	20	Jap.	Kokusai Kisen Kaisha	New York, N.Y.	Kobe, Japan.	General	5,670
Charles Christenson.	20	20	Amer.	Sudden & Christenson	New York, N.Y.	Seattle, Wash.	General	2,373
Silverfir ²	20	21	Brit.	Silver Line, Ltd.	Houston, Texas.	Shanghai, China.	Cotton	4,500
Tuira ³	19	21	Pan.	Hans Elliot.	Cristobal, C.Z.	Balboa, C.Z.	Ballast	
Sambu ³	19	21	Pan.	Hans Elliot.	Cristobal, C.Z.	Balboa, C.Z.	Ballast	
Sadie ⁵			Amer.	Lieut. Hotchett.	Cristobal, C.Z.	Gatun, C.Z.	Ballast	
Yankee Arrow ¹	21	21	Amer.	Standard Oil Co.	New York, N.Y.	Los Angeles, Cal.	Ballast	
Los Angeles ²	20	21	Ger.	North German Lloyd.	Hamburg, Ger.	Vancouver, B.C.	General	4,117
Wisconsin	21	21	Fr.	French Line.	Antwerp, Belg.	Vancouver, B.C.	(¹⁶)	4,299
Lochgill ¹	21	21	Brit.	Royal Mail Lines.	Rotterdam, Neth.	Vancouver, B.C.	General	1,745
Shohei Maru ²	21	21	Jap.	Mitsui & Co.	New York, N.Y.	Yokohama, Japan.	Rosin, gen.	785
Gen. Wm. M. Graham. ^{1 2}			Amer.	U.S. Army.	Cristobal, C.Z.	Balboa, C.Z.	Ballast	
Tamaroa	21	22	Brit.	Shaw, Savill & Albion	London, Eng.	Wellington, N.Z.	General	4,415
President Pierce	22	22	Amer.	Dollar Line.	New York, N.Y.	S. Francisco, Cal.	General	2,918
Meton ¹	22	22	Amer.	Shell Eastern Pet. Co.	Perth A'boy, N.Y.	Los Angeles, Cal.	Ballast	
Virginia	22	23	Amer.	Panama-Pacific Line.	New York, N.Y.	S. Francisco, Oul.	General	2,384
Susan V. Luckenbach.	22	22	Amer.	Luckenbach Line.	Boston, Mass.	Seattle, Wash.	General	4,113
Sveajarl ²	21	22	Swed.	Knutsen Line.	Gothenburg, Swed.	Valparaiso, Chile	General	2,790
Acajutla	16	23	Brit.	Cristal Steam Nav. Co.	Cristobal, C.Z.	Champ'co, Guat.	General	335
Childar ²	22	23	Nor.	West India Trad. Co.	Aalborg, Den.	B'ventura, Col.	(¹⁷)	1,707
Felix Taussig	23	23	Amer.	McCormick S.S. Co.	Philadelphia, Pa.	Seattle, Wash.	General	2,575
K. I. Luckenbach.	23	23	Amer.	Luckenbach Line.	New York, N.Y.	Seattle, Wash.	General	646
Nebraska	23	23	Amer.	Amer.-Hawaiian Line.	Boston, Mass.	Seattle, Wash.	General	1,749
R. J. Hanna ²	23	23	Amer.	Standard Oil Co.	Philadelphia, Pa.	S. Francisco, Cal.	Ballast	
Cali	17	23	Ger.	North German Lloyd.	Cristobal, C.Z.	Puntarenas, C.R.	General	700
Santa Elena	23	24	Amer.	Panama Mail S.S. Co.	New York, N.Y.	Seattle, Wash.	Coffee, gen.	3,110
Kiristan	23	24	Brit.	Common Brothers.	Montreal, Canada	Vancouver, B.C.	Ballast	
Southern Sun ^{1 2}	23	24	Amer.	Sun Oil Co.	Chester, Pa.	Los Angeles, Cal.	Ballast	
Panman	24	24	Amer.	Amer.-Hawaiian Line.	Boston, Mass.	Los Angeles, Cal.	General	3,154
Anna Maersk ²	24	24	Dan.	Isbrandtsen Moller.	Baltimore, Md.	Iloilo, P. I.	General	4,386
Malayan Prince ²	24	24	Brit.	Prince Line.	Baltimore, Md.	Shanghai, China.	General	2,441
Gulferest ²	24	24	Amer.	Gulf Refining Co.	New York, N.Y.	Los Angeles, Cal.	Ballast	
Rajahstan	24	24	Brit.	Anglo-Can. Ship. Co.	Baltimore, Md.	Vancouver, B.C.	Ballast	
Greystoke Castle ²	24	24	Brit.	Barber Line.	New York, N.Y.	Shanghai, China.	General	2,052
Nuevo Panama ²	23	24	Pan.	Elliot Ship & Land Co.	Cristobal, C.Z.	B'ventura, Col.	General	225

¹ Tanker. ² Motor ship. ³ Motor schooner. ⁴ Launch. ⁵ Yacht. ⁶ Transport. ⁷ Mine planter. ⁸ Beef, cocoa, general. ⁹ Kerosene and lubricating oil. ¹⁰ Towing barge No. 169. ¹¹ Coke, steel, general. ¹² Cement and cattle.

ATLANTIC TO PACIFIC—Continued

Ship	Date arrived	Date cleared	Nationality	Line (Charterer or operator)	Port		Cargo	
					From—	For—	Nature	Tons
Santa Inez ²	24	24	Amer.	Grace Line	New York, N.Y.	Valparaiso, Chile.	(¹⁸)	718
Memphis City	24	24	Amer.	Isthmian S.S. Lines	Portland, Oreg.	Vancouver, B.C.	General	6,098
Yorkmar	24	25	Amer.	Calmar S.S. Corp.	Baltimore, Md.	Seattle, Wash.	Steel, gen.	6,499
Cumberland	24	25	Brit.	Fed. Steam Nav. Co.	Swansea, Eng.	Pt. Chalmers, N.Z.	General	10,032
Tymerie	25	25	Brit.	Andrew Weir & Co.	Antilla, Cuba.	Hongkong, China	Sugar	6,500
Anniston City	25	25	Amer.	Isthmian S.S. Lines	Baltimore, Md.	Honolulu, T.H.	Ballast	
Durazzo	23	25	Ger.	Hamburg-Amer. Line	Cristobal, C.Z.	Guayaquil, Ecuador	General	477
El Libertador ³	24		Pan.	Narcisco Pinel	Cristobal, C.Z.	Balboa, C.Z.	Ballast	
Corsair ⁵			Amer.	George Herman	Cristobal, C.Z.	Gatun, C.Z.	Ballast	
Coi. Riebe ⁵			Amer.	U.S. Army	Cristobal, C.Z.	Balboa, C.Z.	Ballast	
Fairfield City	25	26	Amer.	Isthmian S.S. Lines	Baltimore, Md.	Shanghai, China	(¹⁴)	3,342
S. A. Perkins	26	26	Amer.	Swayne & Hoyt	Tampa, Fla.	Seattle, Wash.	General	4,977
City of Evansville	26	26	Brit.	Hall Line, Ltd.	Philadelphia, Pa.	Dairen, China	General	3,035
Buenos Aires Maru ²	26	26	Jap.	Osaka Shosen Kaisha	Montevideo, Uruguay	Kobe, Japan	(¹⁴)	4,384
Belfast Maru	26	26	Jap.	Kawasaki K. Kaisha	New York, N.Y.	Kobe, Japan	(¹⁴)	3,955
Texan	26	28	Amer.	Amer.-Hawaiian Line	Boston, Mass.	Tacoma, Wash.	General	2,025
Charles H. Cramp	26	26	Amer.	Argonaut Line	Albany, N.Y.	Seattle, Wash.	(¹⁷)	4,374
San Anselmo	26	26	Amer.	Quaker Line	New York, N.Y.	Tacoma, Wash.	General	1,962
Wm. G. Warden ¹	26	27	Amer.	Standard Ship. Co.	Baltimore, Md.	Los Angeles, Cal.	Ballast	
Arcadia	26	27	Ital.	D. Tripovich	Newport News, Va.	Chile	Ballast	
Joseph Seep ⁴	26	27	Amer.	Standard Ship. Co.	Boston, Mass.	Los Angeles, Cal.	Ballast	
Chioire	26	27	Amer.	Ore S.S. Corp.	Baltimore, Md.	Cruz Gr'de, Chile	Ballast	
Nicoline Maersk	27	27	Dan.	A.P. Moller	Jacksonville, Fla.	Yawata, Japan	Scrap	7,294
Ionic Star	27	27	Brit.	Blue Star Line	Tyne, Eng.	Vancouver, B.C.	Ballast	
Langieridge	27	27	Brit.	F. & W. Carrick	Swansea, Eng.	Chile	Ballast	
Taira ³	26		Pan.	Hans Elliot	Cristobal, C.Z.	Balboa, C.Z.	Ballast	
Sambu ³	26		Pan.	Hans Elliot	Cristobal, C.Z.	Balboa, C.Z.	Ballast	
Elizabeth Kellogg ¹	28	28	Amer.	Kellogg S.S. Co.	Corpus Christi	S. Francisco, Cal.	(¹⁹)	3,444
San Gil	28	28	Pan.	United Fruit Co.	Philadelphia, Pa.	Pto. Armas, R.P.	Ballast	
Hartismere	28	28	Brit.	J. & C. Harrison	Corpus Christi	Yawata, Japan	General	6,648
Robert Luckenbach	28	28	Amer.	Luckenbach Line	Boston, Mass.	Yawata, Japan	General	4,251
Santa Barbara ²	28	29	Amer.	Grace Line	New York, N.Y.	San Antonio, Chile	General	2,421
President Johnson	29	29	Amer.	Dollar Line	Boston, Mass.	S. Francisco, Cal.	General	4,086
Axel Johnson ²	28	29	Swed.	Johnson Line	Gothenburg, Swed.	S. Francisco, Cal.	(¹⁹)	933
Oakworth ²	28	29	Brit.	Canadian Transp. Co.	Montreal, Canada	Vancouver, B.C.	General	3,800
William Rockefeller ¹	28	29	Amer.	Standard Ship. Co.	New York, N.Y.	Los Angeles, Cal.	Ballast	
Taranger ¹	29	29	Nor.	Interocean Line	Rotterdam, Neth.	Vancouver, B.C.	Passengers	
Santa Teresa	28	30	Amer.	Panama Mail S.S. Co.	Philadelphia, Pa.	S. Francisco, Cal.	General	2,504
Castana ¹	29	29	Amer.	U.S. Tankship Corp.	New Orleans, La.	Kahului, T.H.	Ballast	
Fernmoor ²	29	29	Nor.	Fearnley & Eger	New Orleans, La.	Shanghai, China	Gen., cotton	4,447
Mabriton	29	30	Brit.	R. Chapman & Sons	Pt. Ferroia, Italy	Vancouver, B.C.	Ballast	
No. 101 ⁵			Amer.	U.S. Army	Cristobal, C.Z.	Gatun, C.Z.	Ballast	
Escobal ⁵			Amer.	John S. Greenland	Cristobal, C.Z.	Gatun, C.Z.	Ballast	
Wright ¹⁰	25	1	Amer.	U.S. Navy	Cristobal, C.Z.	San Diego, Cal.	Ballast	
Swan ¹⁰		30	Amer.	U.S. Navy	Cristobal, C.Z.	San Diego, Cal.	Ballast	
Gulfhawk ¹	29	30	Amer.	Gulf Refining Co.	Marcus Hook, Pa.	Los Angeles, Cal.	Ballast	
El Aleto ²	29	30	Brit.	Anglo-Ecuador. Oil Co.	Philadelphia, Pa.	La Libertad, Ecuador	Ballast	
Frieda	29	30	Amer.	Union Sulphur Co.	Galveston, Texas	Tacoma, Wash.	Sulphur	
Gulfpenn ¹	29	30	Amer.	Gulf Refining Co.	New York, N.Y.	Los Angeles, Cal.	Ballast	
Nordpol ²	30	30	Dan.	Chile Nitrate Sales Co.	Boston, Mass.	Toconilla, Chile	Ballast	
Timber Rush	30	30	Amer.	Shepard S.S. Co.	Boston, Mass.	Portland, Oreg.	General	3,657
Hawaiian	30	30	Amer.	Amer.-Hawaiian Line	Boston, Mass.	Portland, Oreg.	General	2,051
Nike ¹	29	30	Swed.	Anglo-Saxon Pet. Co.	Rotterdam, Neth.	Los Angeles, Cal.	Ballast	
Ensley City	30	30	Amer.	Isthmian S.S. Lines	Baltimore, Md.	Honolulu, T.H.	Ballast	
Oakmar	30	30	Amer.	Calmar Line	Baltimore, Md.	Seattle, Wash.	Steel, general	6,188
Alda	29	30	Ger.	North German Lloyd	Hamburg, Ger.	Corral, Chile	General	2,881
West Cactus	30	1	Amer.	McCormick S.S. Co.	Philadelphia, Pa.	S. Francisco, Cal.	General	2,249
Steelore	1	1	Amer.	Ore S.S. Corp.	Baltimore, Md.	Cruz Gr'de, Chile	Ballast	100
Nuevo Panama ²	30	1	Pan.	Elliot Ship. & Land Co.	Cristobal, C.Z.	B'ventura, Col.	General	100
Manizales	30	1	Ger.	North German Lloyd	Cristobal, C.Z.	Guayaquil, Ecuador	General	470
Leise Maersk ²	1	2	Dan.	A.P. Moller	Montreal, Canada	Supe, Peru	Ballast	
Virgilio ²	1	2	Ital.	Societa Italia	Genoa, Italy	Valparaiso, Chile	General	693
Pacific Pioneer ²	2	2	Brit.	Furness Withy & Co.	Glasgow, Scot.	Vancouver, B.C.	General	639
Willzipo	2	2	Amer.	Williams S.S. Line	Baltimore, Md.	Seattle, Wash.	General	2,800
Barneveld	1	3	Neth.	Royal Neth. S.S. Co.	Hamburg, Ger.	Corral, Chile	General	1,767
Tacoma	1	2	Ger.	Hamburg-Amer. Line	Hamburg, Ger.	Vancouver, B.C.	General	3,661
R.L. Hague ¹	2	2	Ital.	Soc. La Columbia	Hamburg, Ger.	Talara, Peru	Ballast	
Lapwing ¹⁰			Amer.	U.S. Navy	Cristobal, C.Z.	Balboa, C.Z.	Ballast	
Charles Pratt ¹	2	3	Amer.	Standard Ship. Co.	Boston, Mass.	Los Angeles, Cal.	Ballast	
Drechtijk ²	2	3	Neth.	N. Pacific Coast Line	Rotterdam, Neth.	Portland, Oreg.	General	2,158
Meandros	2	3	Greek	Gldmeister & Co.	Antwerp, Belg.	Peru	Ballast	
Steel Worker	3	3	Amer.	Isthmian S.S. Lines	Baltimore, Md.	Seattle, Wash.	General	2,941
O.B. Sorensen ²	3	3	Nor.	Anglo-Saxon Pet. Co.	Curacao, D.W.I.	Kagishima, Jap.	Kerosene	10,750
Ohoian	3	3	Amer.	Amer.-Hawaiian Line	Boston, Mass.	Puget S'd, Wash.	General	2,586

¹ Tanker. ² Motor ship. ³ Motor schooner. ⁴ Launch. ⁵ Mine sweeper. ⁶ Aircraft tender. ⁷ Tobacco, tinplate, steel, general. ⁸ Cotton, coffee, hides, general. ⁹ Cotton and canned fish. ¹⁰ Sand, steel oil, etc. ¹¹ Dynamite and general. ¹² Cottonseed oil. ¹³ Paper, malt, general.

ATLANTIC TO PACIFIC—Continued

Ship	Date arrived	Date cleared	Nationality	Line (Charterer or operator)	Port		Cargo	
					From—	For—	Nature	Tons
Eli ¹	3	3	Nor.	Jorgensens Rederi...	St. John, N.B.	Kobe, Japan...	(¹⁴)	7,287
Modavia ²	3	4	Brit.	Donaldson Brothers...	Glasgow, Scot.	Vancouver, B.C.	General...	649
Marconi ³	3	4	Pan.	D. Compadonio...	Cristobal, C.Z.	Balboa, C.Z.	Ballast...	
W. H. Libby ⁴	4	4	Amer.	Standard Ship. Co.	Boston, Mass.	Los Angeles, Cal.	Ballast...	
Liberator ⁵	4	4	Amer.	Lykes Bros. Ripley	New Orleans, La.	Cebu, P.I.	Cotton, brick	5,738
Oregon ⁶	4	4	Fr.	French Line	Havre, France	Vancouver, B.C.	General	6,105
Taira ⁷	4	4	Pan.	Hans Elliot	Cristobal, C.Z.	Balboa, C.Z.	Ballast	
Rungtiki ⁸	4	4	Brit.	N.Z. Shipping Co.	London, Eng.	Wellington, N.Z.	General	2,000
Lena Luckenbach	4	4	Amer.	Luckenbach Line	Mobile, Ala.	Seattle, Wash.	Steel, gen.	5,795
Harry Luckenbach	5	5	Amer.	Luckenbach Line	Boston, Mass.	Seattle, Wash.	General	3,421
Phemius	5	5	Brit.	Alfred Holt & Co.	Philadelphia, Pa.	Yokohama, Jap.	General	3,056
Atenas	5	6	Amer.	United Fruit Co.	Newp't News, Va.	S. Francisco, Cal.	Ballast	
San Marcos	4	5	Amer.	Quaker S.S. Line	New York, N.Y.	Seattle, Wash.	(¹⁵)	2,430
Titania ⁹	5	6	Nor.	Wilh. Wilhelmsen	Baltimore, Md.	Vancouver, B.C.	Ballast	
President Taft	5	6	Amer.	Dollar Line	New York, N.Y.	Manila, P.I.	General	1,834
Pennsylvania	6	6	Amer.	Panama Pacific Line	New York, N.Y.	S. Francisco, Cal.	General	3,099
Witel	1	6	Ger.	North German Lloyd	Bremen, Ger.	Vancouver, B.C.	Ballast	
Corigo ¹⁰	5	6	Ger.	Hamburg-Amer. Line	Cristobal, C.Z.	Balboa, C.Z.		
Chastine Maersk ²	5	6	Dan.	Isbrandtsen Moller Co.	New York, N.Y.	Iloilo, P.I.	Zinc, gen.	1,257
Winton ²	6	6	Brit.	Avenue Shipping Co.	New York, N.Y.	Geraldton, Aus.	Gen., sulphur	7,137
Silverwalnut ²	6	6	Brit.	Silver Line, Ltd.	Philadelphia, Pa.	Singapore, St. Set.	General	1,257
Kinai Maru ²	6	6	Jap.	Osaka Shosen Kaisha	Philadelphia, Pa.	Shanghai, China	(¹⁶)	7,422
Phoenix ²	6	6	Amer.	Krieger Oil Co.	Texas City, Tex.	S. Francisco, Cal.	Gasoline	8,641
Europa ²	6	6	Dan.	East Asiatic Co.	Copenhagen, Den.	Vancouver, B.C.	Gen., coffee	136
K.R. Kingsbury ¹	6	6	Amer.	Shell Oil Co.	Fall River, Mass.	S. Francisco, Cal.	Ballast	
J-26 ⁵			Amer.	U.S. Army	Cristobal, C.Z.	Gatun, C.Z.	Ballast	
Osiris ²	6	6	Ger.	Hamburg-Amer. Line	Cartagena, Col.	Balboa, C.Z.	General	6,525
Salvador	30	7	Brit.	Pacific Steam Nav. Co.	Cristobal, C.Z.	Champ'ico, Guat.	General	553
Wales Maru	7	7	Jap.	Kawasaki K. Kaisha	New York, N.Y.	Osaka, Japan	(¹⁷)	6,613
Elmbank ²	7	7	Brit.	Bank Line	New Orleans, La.	Kobe, Japan	Cotton, gen.	4,906
Samuel Bakke ²	7	7	Nor.	Cascade Line	Goth'burg, Swed.	Vancouver, B.C.	Ballast	
Point Salinas	7	7	Amer.	Swayne & Hoyt	Houston, Texas	Seattle, Wash.	General	5,625
New Orleans	1	7	Amer.	Roosevelt S.S. Co.	Baltimore, Md.	Shanghai, China	General	3,012
Cape Horn ²	7	8	Brit.	Cape York M.S. Co.	Manchester, Eng.	Vancouver, B.C.	Ballast	
American	7	8	Amer.	Amer.-Hawaiian Line	Boston, Mass.	Los Angeles, Cal.	General	2,626
Santa Lucia	7	8	Amer.	Panama Mail S.S. Co.	Philadelphia, Pa.	Seattle, Wash.	General	3,281
Santa Isabel	6	8	Amer.	Grace Line	New York, N.Y.	Valparaiso, Chile	General	957
Villanger ²	6	8	Nor.	Intercean S.S. Corp.	Rotterdam, Neth	Vancouver, B.C.	Machinery	1
Nansenville ²	7	8	Nor.	Fred Olson Line	Antwerp, Belg.	Los Angeles, Cal.	General	1,542
Sheaf Holme ²	7	8	Brit.	Thos. Rice & Co.	Port Tampa, Fla.	Nihama, Japan	Phos., cotton	8,300
Port Huon ²	7	8	Brit.	Com. & Dom. Line	London, Eng.	Bluff, N.Z.	General	3,498
Nuevo Panama ²	7	8	Pan.	Elliot Ship & Land Co.	Cristobal, C.Z.	B'ventura, Col.	General	50
Jefferson Myers	8	8	Amer.	States S.S. Co.	Irvington, N.Y.	Los Angeles, Cal.	Ballast	
Sunoil ²	7	8	Amer.	Sun Oil Co.	Chester, Pa.	Los Angeles, Cal.	Ballast	
Franklin K. Lane ⁸	8	8	Amer.	Standard Oil Co.	New York, N.Y.	Los Angeles, Cal.	Ballast	
Tai Ping Yang ²	8	8	Pan.	Barber Line	New York, N.Y.	Shanghai, China	General	1,086
El Libertador ³	8		Pan.	N. Pinel	Cristobal, C.Z.	Balboa, C.Z.	Ballast	
Cutter			Amer.	U.S. Navy	Cristobal, C.Z.	Gatun, C.Z.	Ballast	
West Ivis	8		Amer.	McCormick S.S. Co.	Rosario, Arg.	Vancouver, B.C.	(¹⁸)	5,424
Charles Nelson	9	9	Amer.	Nelson Line	Albany, N.Y.	Seattle, Wash.	(¹⁹)	2,670
Helen Whittier	9	9	Amer.	Sudden & Christenson	Baltimore, Md.	Los Angeles, Cal.	General	2,100
Washington Express ²	9	9	Nor.	Limited Liability Co.	Goth'burg, Swed.	N. West'er, B.C.	Ballast	
Port Darwin	9	9	Brit.	Cunard Line	Liverpool, Eng.	Australia	General	3,329
Point Ancha	9	10	Amer.	Swayne & Hoyt	Houston, Texas	Vancouver, B.C.	(²⁰)	3,131
Steel Seafarer	10	10	Amer.	Isthmian S.S. Lines	New Orleans, La.	Singapore, St. Set.	Steel, gen.	5,860
Lebore	10	10	Amer.	Ore S.S. Corp.	Baltimore, Md.	Cruz Gr'de, Chile	Ballast	
Virginian	10	10	Amer.	Amer.-Hawaiian Line	Boston, Mass.	Seattle, Wash.	General	2,200
Nordfarer ²	10	10	Dan.	Anglo-Can. Ship. Co.	Garston, Eng.	Vancouver, B.C.	Ballast	
Canadian Challenger	10	11	Brit.	Can. Nat. Steamships	Montreal, Canada	Lyttleton, N.Z.	General	4,112
Harold Walker ¹	10	10	Amer.	Standard Ship. Co.	New York, N.Y.	Los Angeles, Cal.	Ballast	
Durazzo	9	10	Ger.	Hamburg-Amer. Line	Cristobal, C.Z.	Guayaquil, Ecuador	General	361
Absaroka	10	11	Amer.	McCormick S.S. Co.	New York, N.Y.	Seattle, Wash.	(²¹)	2,471
Heffron	10	11	Amer.	Pac. Coast Direct Line	Boston, Mass.	Seattle, Wash.	Tobacco, gen.	804
Pensilva	10	11	Brit.	The Texas Co.	Port Arthur, Tex.	Melbourne, Aust.	Oil, asphalt	5,180
Santa Clara Valley ²	10	11	Brit.	W.R. Smith & Sons	Houston, Texas	Kobe, Japan	Cotton	6,012
Kwansai Maru ²	11	11	Jap.	Osaka Shosen Kaisha	Boston, Mass.	Kobe, Japan	Phos'te, gen.	7,716
Andrea F. Luckenbach	11	11	Amer.	Luckenbach Line	Boston, Mass.	Seattle, Wash.	Ballast	
Geo. W. McKnight ¹	11	11	Danz.	W. Tanksschiff Rhed'i.	Stettin, Germany	Talara, Peru	Ballast	
Sveadrott ²	11	11	Swed.	W.L. Comyn & Sons	Antwerp, Belg.	Los Angeles, Cal.	Ballast	
Lobos ²	11	11	Brit.	Pacific Steam Nav. Co.	Hull, Eng.	Valparaiso, Chile	General	3,500
Heinrich V. Riedemann ¹	11	11	Danz.	W. Tanksschiff Rhed'i.	Havre, France	Talara, Peru	Ballast	

¹ Tanker. ² Motor ship. ³ Motor schooner. ⁴ Launch. ⁵ Balboa, for drydocking. ⁶ Rails and scrap steel. ⁷ Oil, steel, general. ⁸ Oil, automobile, general. ⁹ Cotton, phosphate, and general. ¹⁰ Bones, coffee, general. ¹¹ Coal, iron, general. ¹² Corn, lumber, rice, oil, general. ¹³ Iron, steel, general.

ATLANTIC TO PACIFIC—Continued

Ship	Date arrived	Date cleared	Nationality	Line (Charterer or operator)	Port		Cargo	
					From—	For—	Nature	Tons
Java Arrow ¹	11	12	Amer.	Stand. Vacuum Tr'p.	Albany, N.Y.	Los Angeles, Cal.	Ballast.	
Cities Service Toledo. ²	11	12	Amer.	Cities Serv. Transp.	New York, N.Y.	Los Angeles, Cal.	Ballast.	
Deroche ²	12	12	Amer.	Union Oil Co.	Boston, Mass.	Los Angeles, Cal.	Ballast.	
Lillian Luckenbach.	12	12	Amer.	Luckenbach Line.	Boston, Mass.	Tacoma, Wash.	General.	3,471
San Blas.....	12	13	Pan.	United Fruit Co.	Boston, Mass.	Pto. Arm'les R.P.	Ballast.	
Monkleigh.....	12	12	Brit.	Canadian Transp. Co.	Cardiff, England.	Vancouver, B.C.	Ballast.	
Albonstar.....	12	12	Brit.	Blue Star Line.	Tyne, England.	Vancouver, B.C.	Ballast.	
Bonnington Court. ²	12	12	Brit.	Canadian Transp. Co.	Hull, England.	Vancouver, B.C.	Coal.	6,300
Mallard ¹⁰			Amer.	U.S. Navy.	Cristobal, C.Z.	Balboa, C.Z.	Ballast.	
President Monroe.	13	13	Amer.	Dollar Line.	New York, N.Y.	S. Francisco, Cal.	General.	3,775
Havel ²	12	14	Ger.	North German Lloyd.	Bremen, Ger.	Vancouver, B.C.	General.	3,051
Harpoon.....	12	13	Amer.	Shepard S.S. Co.	Boston, Mass.	Seattle, Wash.	General.	3,725
District of Columbia. ²	13	13	Amer.	Standard Oil Co.	New York, N.Y.	S. Francisco, Cal.	Ballast.	
Santa Clara.....	12	13	Amer.	Grace Line.	New York, N.Y.	San Antonio, Chile	General.	3,030
City of Delhi.....	13	13	Brit.	Ellerman Lines, Ltd.	Liverpool, Eng.	Fremantle, Aust.	General.	5,007
Santa Cecilia.....	12	14	Amer.	Panama Mail Line.	New York, N.Y.	S. Francisco, Cal.	General.	2,207
Mobile City.....	13	13	Amer.	Isthmian S.S. Lines.	Baltimore, Md.	Tacoma, Wash.	Steel, gen.	2,482
Trondanger ²	13	13	Nor.	Interocean Line.	Rotterdam, Neth.	Vancouver, B.C.	Passengers.	
Real ³	12	13	Pan.	Hans Elliot.	Cristobal, C.Z.	Pto. Arm'les R.P.	General.	50
Canadian Constructor.	12	14	Brit.	Can. Nat. Steamships	Montreal, Canada	Brisbane, Aus'lia.	General.	1,924
Feltre ²	13	14	Ital.	Nav. Libera Triestina	Genoa, Italy.	Vancouver, B.C.	(¹)	3,037
Roxen.....	13	14	Swed.	Transatlantic S.S. Co.	New York, N.Y.	Vancouver, B.C.	Ballast.	
Nuevo Panama ²	13	14	Pan.	Elliot Ship & Land Co.	Cristobal, C.Z.	B'ventura, Col.	General.	100
Montanan.....	14	14	Amer.	Amer.-Hawaiian Line.	Boston, Mass.	Portland, Oreg.	General.	2,923
Jacob Luckenbach	14	14	Amer.	Luckenbach Line.	Houston, Texas.	Tacoma, Wash.	General.	4,523
Dalblair.....	14	14	Brit.	Gans S.S. Line.	Houston, Texas.	Shanghai, China.	(¹)	5,358
Olympia ²	14	14	Dan.	S.C. Orient.	Copenhagen, Den.	Vancouver, B.C.	Ballast.	
Speerwald ²	13	14	Ger.	Hamburg-Amer. Line.	Hamburg, Ger.	Valparaiso, Chile.	General.	2,329
Chester Sun ²	15	15	Amer.	Sun Oil Co.	Chester, Pa.	Los Angeles, Cal.	Ballast.	
Alamar.....	15	15	Amer.	Calmar Line.	Baltimore, Md.	Seattle, Wash.	Steel, gen.	8,304
Mary D.....	15	15	Amer.	Girdwood S.S. Co.	New Orleans, La.	Seattle, Wash.	General.	4,242

PACIFIC TO ATLANTIC

Tuscaloosa City.....	16	16	Amer.	Isthmian S.S. Lines.	Vancouver, B.C.	Avonmouth, Eng.	Lumber, gen.	7,336
Ville de Strasbourg.	16	16	Fr.	Messageries Marit'ies.	Noumea, N.Caled.	Marseille, France	General.	4,280
Loreto ²	16	16	Brit.	Pacific Steam Nav. Co.	Talcahuano, Chile	Hull, Eng.	General.	8,107
Ludington ⁸	15	18	Amer.	U.S. Army.	Manila, P.I.	Brooklyn, N.Y.	Supplies.	1,005
Nuevo Panama ²	16	17	Pan.	Elliot Ship & Land Co.	B'ventura, Col.	Cristobal, C.Z.	Coffee.	216
President Taft.....	17	17	Amer.	Dollar Line.	S. Francisco, Cal.	New York, N.Y.	General.	6,488
San Rafael.....	16	17	Amer.	States S.S. Co.	Portland, Oreg.	Philadelphia, Pa.	Lum., gen.	7,304
Cal.....	17	17	Ger.	North German Lloyd.	Guayaquil, Ecuador	Cristobal, C.Z.	General.	734
Horace Luckenbach.	17	17	Amer.	Luckenbach Line.	Seattle, Wash.	Boston, Mass.	General.	6,474
Azumasan Maru ²	17	17	Jap.	Mitsui Bussan Kaisha	Manila, P.I.	Pensacola, Fla.	General.	7,562
Rhein ²	17	18	Ger.	Hamburg-Amer. Line.	Valparaiso, Chile.	Hamburg, Ger.	General.	8,738
Mary D.....	17	17	Amer.	Continental Grain Co.	Seattle, Wash.	New Orleans, La.	Wheat.	6,600
Peter Hurl ¹	17	18	Danz.	W. Tanskshiff Rhed'.	Talara, Peru.	Valloe, Norway.	Crude oil.	16,749
Oakland ²	17	18	Ger.	Hamburg-Amer. Line.	Vancouver, B.C.	Hamburg, Ger.	General.	6,742
Rialto ²	17	18	Ital.	Nav. Libera Triestina	Vancouver, B.C.	Trieste, Italy.	Wheat, gen.	7,882
K.R. Kingsbury ¹	17	18	Amer.	Shell Oil Co.	Los Angeles, Cal.	Fall River, Mass.	Naphtha.	9,175
San Bruno.....	18	18	Pan.	United Fruit Co.	Pto. Arm'les R.P.	Philadelphia, Pa.	Bananas.	810
Alaskan.....	18	18	Amer.	Amer.-Hawaiian Line.	Portland, Oreg.	Boston, Mass.	Gen. lumber.	6,661
Santa Cecilia.....	18	18	Amer.	Argonaut S.S. Co.	Seattle, Wash.	New York, N.Y.	Lumber, gen.	7,115
Perry L. Smithers.	18	18	Amer.	Continental Grain Co.	Portland, Oreg.	New York, N.Y.	Grain, wheat	5,837
Potter ²	16	18	Amer.	Roosevelt S.S. Co.	Manila, P.I.	Baltimore, Md.	General.	7,371
Glenpool ¹	18	18	Amer.	Standard Shipping Co.	Los Angeles, Cal.	Baltimore, Md.	Gasoline.	7,284
Northern Sun ²	19	19	Amer.	Sun Oil Co.	Los Angeles, Cal.	Perth A'boy, N.J.	Gasoline.	13,400
Pennsylvania.....	18	19	Amer.	Panama Pacific Line.	S. Francisco, Cal.	New York, N.Y.	General.	8,499
Hegira.....	18	19	Amer.	Hegira S.S. Co.	Portland, Oreg.	Boston, Mass.	Lumber.	7,327
Gen. W. M. M. Graham. ^{1,2}		21	Amer.	U.S. Army.	Balboa, C.Z.	Cristobal, C.Z.		
Sambu ⁵	19	20	Pan.	Hans Elliot.	Darien, R.P.	Cristobal, C.Z.	Bananas.	11
Taira ²	19	20	Pan.	Hans Elliot.	Darien, R.P.	Cristobal, C.Z.	Bananas.	48
Sunoi ¹	19	19	Amer.	Sun Oil Co.	Los Angeles, Cal.	Chester, Pa.	Gasoline.	13,578
Missoula.....	19	19	Amer.	Amer.-Hawaiian Line.	Eureka, Calif.	Philadelphia, Pa.	Lumber.	6,187
Welcombe.....	18	19	Brit.	Andrew Weir & Co.	Cairns, Australia.	Halifax, N.S.	Sugar.	8,280
Rangitane ²	18	19	Brit.	N.Z. Shipping Co.	Wellington, N.Z.	London, Eng.	Frozen, gen.	4,725
San Diego.....	19	20	Fr.	French Line.	Portland, Oreg.	Antwerp, Belg.	General.	5,680
Pacific Grove ²	19	20	Brit.	Furness Withy & Co.	Vancouver, B.C.	Glasgow, Scot.	General.	8,960

¹ Tanker.² Motor ship.³ Motor schooner.⁴ Launch.⁵ Transport.¹⁰ Mine sweeper.¹¹ Salt, cork, and general.¹² Cotton and scrap iron.

PACIFIC TO ATLANTIC—Continued

Ship	Date arrived	Date cleared	Nationality	Line (Charterer or operator)	Port		Cargo	
					From—	For—	Nature	Tons
Point Brava	19	19	Amer.	Swayne & Hoyt	S. Francisco, Cal.	New Orleans, La.	General	5,813
A.B. Obarrio	19	20	Pan.	A. Valdes	Bayano Riv., R.P.	Gamboa, C.Z.	Bananas	48
Santa Rita	20	20	Amer.	Grace Line	Valparaiso, Chile.	New York, N.Y.	General	3,687
Invercorrie	20	20	Venez.	Lago Petroleum Corp.	B'ventura, Col.	Maracaibo, Ven.	Ballast	
Mexican	20	21	Amer.	Amer.-Hawaiian Line.	Tacoma, Wash.	Boston, Mass.	Lumber, gen.	10,327
Col. Riche	20	25	Amer.	U.S. Army	Balboa, C.Z.	Cristobal, C.Z.		
Gen. Wm. M. Graham	20	21	Amer.	U.S. Army	Pedro Miguel, C.Z.	Cristobal, C.Z.		
Snestad	20	21	Nor.	Inter'l Freight'g Corp.	Iquique, Chile.	New Orleans, La.	Nitrate	7,396
Java Arrow	21	21	Amer.	Stand. Vacuum Tr'g	Los Angeles, Cal.	New York, N.Y.	Gasoline	11,214
Roland	21	21	Ger.	North Germany Lloyd	Valparaiso, Chile.	Hamburg, Ger.	General	5,625
Sidney M. Hauptman	21	21	Amer.	McCormick S.S. Co.	Portland, Oreg.	Baltimore, Md.	(14)	9,408
San Diego	21	21	Amer.	States S.S. Co.	Everett, Wash.	Portsmouth, R.I.	Lumber, pulp	6,063
Deroche	21	21	Amer.	Union Oil Co. of Cal.	Los Angeles, Cal.	Tiverton, R.I.	Gasoline	5,180
Orazio	21	23	Ital.	Italian Line	Valparaiso, Chile.	Genoa, Italy	General	2,811
Baarn	22	22	Neth.	Royal Neth. S.S. Co.	Talcahuano, Chile.	Hamburg, Ger.	General	7,074
Barbara Cates	22	22	Amer.	Sudden & Christenson	Los Angeles, Cal.	Hackensville, Fla.	Lumber, gen.	6,631
Lewis Luckenbach	22	22	Amer.	Luckenbach Line	Seattle, Wash.	Boston, Mass.	Lumber, gen.	9,104
Lebore	23	23	Amer.	Ore S.S. Corp.	Cruz Gr'de, Chile	Baltimore, Md.	Iron ore	21,700
Neches	23	23	Amer.	U.S. Navy	San Diego, Cal.	Guantanamo Bay	(15)	7,094
Losmar	23	23	Amer.	Calmar S.S. Corp.	Seattle, Wash.	Philadelphia, Pa.	Lumber	6,920
Nuevo Panama	23	24	Pan.	Elliot Ship & Land Co.	B'ventura, Col.	Cristobal, C.Z.	Coffee, gen.	215
Santa Cecilia	23	24	Amer.	Grace Line	S. Francisco, Cal.	New York, N.Y.	Coffee, gen.	3,492
Tai Ping	23	24	Nor.	Barber Line	Manila, P.I.	New York, N.Y.	General	7,082
Swan, No. 34	23	24	Amer.	U.S. Navy	Balboa, C.Z.	Cristobal, C.Z.		
Durazzo	23	25	Ger.	Hamburg-Amer. Line.	Guayaquil, Ecuador	Cristobal, C.Z.	Gen. coffee	1,035
Nordbo	23	24	Dan.	Angle-Can. Ship. Co.	Vancouver, B.C.	Hull, Eng.	(16)	7,042
Libertador	24	25	Pan.	Narciso Pinel	Darien, R.P.	Cristobal, C.Z.	Bananas	25
Pennsylvanian	24	24	Amer.	Amer.-Hawaiian Line.	Portland, Oreg.	Boston, Mass.	General	5,538
Kohnan Maru	24	24	Jap.	Kobe Sanbashi K.K.	Yokohama, Japan	London, Eng.	(17)	7,020
Reginlite	24	25	Brit.	Imperial Oil Co.	Talara, Peru	Montreal, Canada	Crude oil	11,640
Wright	23	30	Amer.	U.S. Navy	Bahia H'da, R.P.	Coco Solo, C.Z.	Navy stores	20
Teal	25	25	Amer.	U.S. Navy	Balboa, C.Z.	Cristobal, C.Z.		
Steel Exporter	24	25	Amer.	Isthmian S.S. Lines	Kahului, T.H.	New York, N.Y.	General	7,400
Massmar	24	25	Amer.	Calmar S.S. Corp.	Seattle, Wash.	Baltimore, Md.	(18)	6,825
Vera Radcliffe	25	25	Brit.	Salitros	Toconilla, Chile.	Azores	(19)	8,550
Delftdijk	25	25	Neth.	United Pac. Coast Line	Vancouver, B.C.	Rotterdam, Neth.	General	10,551
Hamm	25	26	Ger.	Hamburg-Amer. Line.	Pimental, Peru	Hamburg, Ger.	General	6,443
Santa Paula	25	27	Amer.	Panama Mail S.S. Co.	Seattle, Wash.	New York, N.Y.	General	4,360
Robin Goodfellow	26	26	Amer.	Luckenbach Gulf Line	Portland, Oreg.	Mobile, Ala.	Sugar, gen.	6,648
Henry D. Whiton	26	26	Amer.	Dutton Lumber Corp.	Longview, Wash.	Providence, R.I.	Lumber	5,410
Sambu	26	27	Pan.	Hans Elliot	Darien, R.P.	Cristobal, C.Z.	Bananas	18
Taira	26	27	Pan.	Hans Elliot	Darien, R.P.	Cristobal, C.Z.	Bananas	58
Amyeric	26	27	Brit.	Andrew Weir & Co.	Suva, Fiji Islands	Lands End	Sugar	7,559
Point Fernin	26	26	Amer.	Continental Grain Co.	Seattle, Wash.	Newp't News, Va.	Wheat	4,605
S.C.T. Dodd	26	26	Amer.	James B. Berry & Sons	Los Angeles, Cal.	Tiverton, R.I.	(21)	10,455
American Star	26	26	Amer.	Union Sulphur Co.	Portland, Oreg.	Poughkeepsie, N.Y.	Lumber	6,375
Riche	26	26	Amer.	U.S. Army	Balboa, C.Z.	Cristobal, C.Z.	Ballast	
Marore	27	27	Amer.	Ore S.S. Corp.	Cruz Gr'de, Chile	Baltimore, Md.	Iron ore	21,652
Georgian	26	27	Amer.	Williams S.S. Corp.	Seattle, Wash.	Newburgh, N.Y.	Lumber, gen.	8,954
Horda	26	27	Nor.	Chilean Nitrate Corp.	Iquique, Chile	East coast U.S.	Nitrate	7,259
Santa Clara	27	27	Amer.	Grace Line	San Antonio, Chile	New York, N.Y.	General	3,635
Harmattan	27	27	Brit.	Angle-Can. Ship. Co.	N. West'er, B.C.	Liverpool, Eng.	Lumber, gen.	7,600
Dorothy Luckenbach	27	27	Amer.	Luckenbach Line	Seattle, Wash.	Boston, Mass.	General	6,713
Moveria	27	27	Brit.	Donaldson Brothers	Vancouver, B.C.	Glasgow, Scot.	General	5,540
Dakotan	27	27	Amer.	Amer.-Hawaiian Line.	Seattle, Wash.	Boston, Mass.	Lumber, gen.	6,343
Pasajero	27	28	Hond.	F. Beltran	(22)	Trujillo, Hond.	Coffee, gen.	38
Lagarto	27	28	Brit.	Pacific Steam Nav. Co.	San Antonio, Chile	Hull, England	General	6,570
Canadian Highlander	27	28	Brit.	Can. Nat. Steamships	Auckland, N.Z.	Montreal, Canada	(23)	1,815
Montreal Maru	28	28	Jap.	Kawasaki Dock'y'd Co.	Shanghai, China	Houston, Texas	General	7,387
Granville	28	28	Pan.	Fred Olsen Line	Vancouver, B.C.	Oslo, Norway	Grain, gen.	8,268
Chester Sun	28	28	Amer.	Sun Oil Co.	Los Angeles, Cal.	Chester, Pa.	Gasoline	13,181
San Gabriel	28	28	Amer.	Quaker Line	Everett, Wash.	Philadelphia, Pa.	Lumber, gen.	6,000
Hindanger	28	28	Nor.	Westfal, Larsen & Co.	N. West'er, B.C.	Le Havre, France	Wheat, gen.	7,133
Elmworth	28	28	Brit.	Canad. Transp. Co.	Tacoma, Wash.	Montreal, Canada	Gen. lumber	5,698
Vancouver	29	29	Ger.	Hamburg-Amer. Line.	Vancouver, B.C.	Hamburg, Ger.	General	7,307
Florench Luckenbach	29	29	Amer.	Luckenbach Line	Seattle, Wash.	Providence, R.I.	Lumber	5,208
Antietam	29	29	Amer.	Shell Oil Co.	Los Angeles, Cal.	Baltimore, Md.	Naphtha	9,252
West Mahwah	29	29	Amer.	Pac.-Arg.-Brazil Line.	Vancouver, B.C.	Buenos Aires, Arg.	Lumber, gen.	7,648
Benmoir	29	29	Brit.	Ben Line	N. West'er, B.C.	Middlesboro, Scot.	Lumber, gen.	8,351
Atlanta City	29	30	Amer.	Isthmian S.S. Lines	Hilo, T.H.	E. coast U.S.	Sugar	8,544
Gen. Wm. M. Graham	29	29	Amer.	U.S. Army	Balboa, C.Z.	Cristobal, C.Z.		
Lt. Col. Schuum	29	29	Amer.	U.S. Army	Balboa, C.Z.	Cristobal, C.Z.		

¹ Tanker. ² Motor ship. ³ Tug. ⁴ Launch. ⁵ Mine sweeper. ⁶ Mine planter. ⁷ Towing barge. ⁸ Lumber, wheat, general. ⁹ Gasoline, Diesel and fuel oil. ¹⁰ Lumber and wheat. ¹¹ Canned salmon. ¹² Lumber and copper. ¹³ Nitrate of soda. ¹⁴ For orders. ¹⁵ Kerosene and furnace oil. ¹⁶ San Juan del Sur, Nicaragua. ¹⁷ Wool, hides, general.

PACIFIC TO ATLANTIC—Continued

Ship	Date arrived	Date cleared	Nationality	Line (Charterer or operator)	Port		Cargo	
					From—	For—	Nature	Tons
Salvador	30		Brit.	Pacific Steam Nav.Co.	Champerico,Guat	Cristobal, C.Z.	General	122
Manizales	30	1	Ger.	North German Lloyd.	Guayaquil,Ecuador	Cristobal, C.Z.	General	747
Dilworth	30	30	Amer.	Shell Eastern Pet. Co.	Los Angeles, Cal.	Wilmington, N.C.	Naphtha.	9,227
Tokai Maru ²	30	1	Jap.	Osaka Shosen Kaisha.	Fusan, Japan.	Savannah, Ga.	General	3,377
Osiris ²	30	1	Ger.	Hamburg-Amer. Line.	Talcahuano, Chile	Hamburg, Ger.	General	6,393
Canadian Beaver	29	1	Brit.	Great Lakes Line	Vancouver, B.C.	Toronto, Canada	Lumber, gen.	3,412
Nuevo Panama ²	30	1	Pan.	Elliot Ship. & LandCo.	B'ventura, Col.	Cristobal, C.Z.	Coffee, drums	217
Svealand ²	30	1	Swed.	Ore S.S. Corp.	Cruz Gr'de, Chile.	Sparrows Pt., Md.	Iron ore	21,652
Chilbar ²	30	1	Amer.	Pennsylvania Ship.Co.	Los Angeles, Cal.	Fall River, Mass.	Fuel oil	7,617
West Notus.	1	1	Amer.	McCormick S.S. Co.	Powell River, B.C.	Baltimore, Md.	Lumber, gen.	8,080
Arizona	1	1	Amer.	Amer.-Hawaiian Line.	Portland, Oreg.	Boston, Mass.	Lumber, gen.	7,997
Gertrude Kellogg ¹	1	1	Amer.	Kellogg S.S. Corp.	Shanghai, China	New York, N.Y.	(¹)	6,650
Comet ²	1	2	Amer.	Stand. Vacuum Tr'rsp.	Los Angeles, Cal.	New York, N.Y.	Gasoline	12,958
San Gil	1	2	Pan.	United Fruit Co.	Pto. Arm'les, R.P.	Philadelphia, Pa.	Bananas	870
Edward Luckenbach.	2	2	Amer.	Luckenbach Line	Seattle, Wash.	Boston, Mass.	Sugar, gen.	6,624
Kirsten Maersk.	2	3	Dan.	Maersk Line	Salaverry, Peru.	Philadelphia, Pa.	Sugar	3,578
California	2	3	Amer.	Panama Pacific Line	S. Francisco, Cal.	New York, N.Y.	General	8,715
Nyborn ²	2	3	Nor.	W.L. Comyn & Sons.	Vancouver, B.C.	Antwerp, Belg.	(¹)	7,432
Appledore	3	3	Brit.	Anglo-Canadian Line.	Pt. Albernie, B.C.	London, Eng.	Lumber, gen.	9,275
Canadian Scottish	3	3	Brit.	Can. Nat. Steamships	Sydney, N.S.W.	Montreal, Canada	General	2,503
Marconi ²	3	4	Pan.	D. Compadonico	Bayano River, R.P.	Cristobal, C.Z.	Bananas	65
Mercury Sun ²	3	3	Amer.	Shell Oil Co.	Los Angeles, Cal.	Perth A'boy, N.J.	Gasoline	13,391
Moldangar ²	3	3	Nor.	Interocean Line.	Vancouver, B.C.	Rotterdam, Neth.	General	8,580
Mataroa	3	3	Brit.	Shaw, Savill & Albion	Auckland, N.Z.	London, Eng.	Frozen, gen.	3,870
Boren	3	3	Swed.	Transatlantic S.S. Co.	Apia, Samoa	London, Eng.	(¹)	8,010
Tuira ²	3	4	Pan.	Hans Elliot	Darien, R.P.	Cristobal, C.Z.	Bananas	41
Pacific President ²	3	4	Brit.	Furness Withy & Co.	Vancouver, B.C.	Manchester, Eng.	General	8,847
Amerikaland ²	3	4	Swed.	Ore S.S. Corp.	Cruz Gr'de, Chile	Baltimore, Md.	Iron ore	21,650
Wind Rush	3	4	Amer.	Shepard S.S. Co.	Seattle, Wash.	Philadelphia, Pa.	Lumber, gen.	7,360
Point Sur	4	4	Amer.	Gulf-Pacific Mail Line	Portland, Oreg.	Lake Charles, La.	Lumber, gen.	3,239
Missourian ²	4	4	Amer.	Amer.-Hawaiian Line.	Seattle, Wash.	Boston, Mass.	Lumber, gen.	8,171
Point Palmas.	4	4	Amer.	Swayne & Hoyt.	Portland, Oreg.	Mobile, Ala.	General	6,464
W.S. Miller ²	4	4	Amer.	Shell Oil Co.	Los Angeles, Cal.	Fall River, Mass.	Kerosene	10,305
Ontariolite ²	4	5	Brit.	Imperial Oil Co.	Talara, Peru	Montreal, Canada	Crude oil	11,794
Marie Bakke ²	4	5	Nor.	Knut Knutsen.	Tocopilla, Chile.	Copenhagen, Den.	General	7,440
Herman Frasch	5	5	Amer.	Dutton Lumber Corp.	Tacoma, Wash.	New York, N.Y.	Lumber	5,500
Chickasaw City	5	5	Amer.	Isthmian S.S. Lines.	Honolulu, T.H.	Baltimore, Md.	General	6,228
Cerigo	5	6	Ger.	Hamburg-Amer. Line.	Guayaquil, Ecuador	Cristobal, C.Z.	Coffee, gen.	630
Sutherland.	5	6	Amer.	Charles Nelson Co.	Seattle, Wash.	New York, N.Y.	Lumber, gen.	7,802
Chiwiwi ^{1,2}			Amer.	F.E. Ehrman	Balboa, C.Z.	Gatun, C.Z.	Ballast	
Clydefield ²	6	6	Brit.	Naphtha In. & T.A.G.	Los Angeles, Cal.	Lands End ²²	Gasoline	9,180
Portmar	6	6	Amer.	Calmar S.S. Corp.	Seattle, Wash.	Baltimore, Md.	Gen., lumber	2,821
Cape Ortugal.	6	6	Brit.	Lyle Shipping Co.	Taital, Chile	Azores ²²	General	7,670
Chr. Sass ²	6	6	Dan.	Islandsrsten MollerCo	Iloilo, P.I.	New York, N.Y.	General	5,227
Columbia Maru ²	6	6	Jap.	Mitsunishi Shoji K.	Kamchatka, Rus.	Liverpool, Eng.	(¹⁸)	4,843
Tulasagas ²	6	6	Amer.	Tidewater Oil Co.	S. Francisco, Cal.	New York, N.Y.	(¹⁹)	9,760
San Clemente	7	7	Amer.	Quaker Line	Portland, Oreg.	Philadelphia, Pa.	Lumber, gen.	7,220
Libertador ²	6	8	Pan.	N. Pinel	Panama, R.P.	Cristobal, C.Z.	Bananas	38
Harborton	7	7	Brit.	Saltera Anglo-Chile.	Iquique, Chile	Azores ²²	Nit' of soda	7,850
J. L. Luckenbach.	7	7	Amer.	Luckenbach Line	Seattle, Wash.	Boston, Mass.	Lumber, gen.	9,240
Nuevo Panama ²	7	8	Pan.	Elliot Ship. & LandCo.	B'ventura, Col.	Cristobal, C.Z.	Coffee	217
Santa Ana.	7	8	Amer.	Grace Line	S. Francisco, Cal.	New York, N.Y.	General	3,262
Atago Maru ²	7	8	Jap.	Nippon Yusen Kaisha	Iloilo, P.I.	New York, N.Y.	Sugar, gen.	6,332
Asuka Maru ²	7	8	Jap.	Nippon Yusen Kaisha	Manila, P.I.	New York, N.Y.	General	2,180
E. J. Hooper No. 2 ²⁵			Amer.	E. J. Hooper	Miraflores, C.Z.	Gatun Lake, C.Z.	R'y material	
No. 4288 ²⁴			Amer.	E. J. Hooper	Miraflores, C.Z.	Gatun Lake, C.Z.	R'y material	
No. 4726 ²⁴			Amer.	Grace Line	Arica, Chile	New York, N.Y.	General	4,165
Santa Olivia	7	8	Amer.	Grace Line	Arica, Chile	New York, N.Y.	General	4,165
Trafalgar	8	8	Brit.	Chilean Nitrate Corp.	Antofagasta, Chile	Pensacola, Fla.	Nitrate	7,288
Vega	8	11	Amer.	U.S. Navy	Puget Sd., Wash.	Norfolk, Va.	Navy stores	2,610
Al Aleto ²	8	8	Brit.	Anglo-Ecuador. Oil Co.	La Libertad, Ecua.	Philadelphia, Pa.	Crude oil	10,289
Dragon ²	5	9	Brit.	British Navy	Long Beach, Cal.	Kingston, Jamaica	Displacement	5,303
Winnipeg	9	10	Fr.	French Line	Vancouver, B.C.	Le Havre, France	General	7,000
Izglel	9	9	J.-Slav.	Chilean Nitrate Co.	Antofagasta, Chile	Azores ²²	Nitrate	7,150
Point Montara	9	9	Amer.	Continental Grain Co.	Seattle, Wash.	Galveston, Texas	Wheat	5,200
Durazzo	9	10	Ger.	Hamburg-Amer. Line.	Guayaquil, Ecuador	Cristobal, C.Z.	General	467
Steelmaker.	9	9	Amer.	Isthmian S.S. Lines.	S. Francisco, Cal.	Baltimore, Md.	General	9,040
Santa Rosa	9	10	Amer.	Grace Line	Seattle, Wash.	New York, N.Y.	General	4,511
Seattle ²	9	11	Ger.	Hamburg-Amer. Line.	Vancouver, B.C.	Hamburg, Ger.	General	8,193
Katrina Luckenbach.	9	10	Amer.	Luckenbach Line	Portland, Oreg.	Mobile, Ala.	General	8,000
D. G. Scofield ¹	9	10	Amer.	Standard Shipping Co	Los Angeles, Cal.	Providence, R.I.	Fuel oil	11,036
Los Angeles ¹	9	10	Amer.	Standard Oil Co.	Los Angeles, Cal.	Boston, Mass.	Fuel oil	10,630
Oregonian	10	10	Amer.	Amer.-Hawaiian Line.	Seattle, Wash.	Boston, Mass.	General	8,071
New Westminster City.	10	11	Brit.	Mitsubishi Shoji K.	Dairen, China.	Azores ²²	Soy beans	7,927
Lapwing ⁴	10		Amer.	U.S. Navy	Balboa, C.Z.	Cristobal, C.Z.		

¹ Tanker. ² Motor ship. ³ Tug. ⁴ Launch. ⁵ Cruiser. ⁶ Outboard motor. ⁷ Barge.
¹⁵ Wood, coconut oil. ¹⁶ Grain, lumber, general. ¹⁷ Ore, copra, shells. ¹⁸ Canned fish and silk. ¹⁹ Gasoline
and lubricating oil. ²⁰ Towing barges. ²¹ For orders.

PACIFIC TO ATLANTIC—Continued

Ship	Date arrived	Date cleared	Nationality	Line (Charterer or operator)	Port		Cargo	
					From—	For—	Nature	Tons
H. M. Storey ¹ ...	10	11	Amer.	James B. Berry Co.	Los Angeles, Cal.	Tiverton, R.I.	(¹²)	15,570
Gracia ¹ ...	11	11	Brit.	Donaldson Brothers	Vancouver, B.C.	Glasgow, Scotland	General...	6,113
Lochmonar ² ...	10	11	Brit.	Royal Mail Lines	Vancouver, B.C.	Rotterdam, Neth.	General...	9,866
Kirishima Maru ² ...	11	11	Jap.	Kokusai Kisen Kaisha	Manila, P.I.	New York, N.Y.	Silk, general.	4,576
Nankai Maru ² ...	11	12	Jap.	Osaka Shosen Kaisha	Hongkong, China	New York, N.Y.	General...	3,200
Nosa Chief ¹ ...	11	12	Amer.	N.O. & S.A.S.S. Co.	Antofagasta, Chile	New York, N.Y.	(¹⁴)	3,501
Santa Maria ¹ ...	11	12	Amer.	Grace Line	San Antonio, Chile	New York, N.Y.	General...	3,467
R. L. Hague ¹ ...	11	12	Ital.	Standard Oil of N.J.	Talara, Peru	Rotterdam, Neth.	Gasoline...	15,743
Falsterbo ² ...	11	12	Swed.	Inter-Freighting Corp.	Tocopilla, Chile.	Mobile, Ala.	Nitrate...	6,617
Goolistan ² ...	12	12	Brit.	Anglo-Can. Ship. Co.	N. West'er, B.C.	Manchester, Eng.	(¹⁵)	9,796
Pomona ² ...	12	12	Amer.	Pomona S.S. Co.	Seattle, Wash.	Philadelphia, Pa.	Lumber...	9,589
F. J. Luckenbach ¹ ...	12	12	Amer.	Luckenbach Line	Seattle, Wash.	Boston, Mass.	General...	8,117
City of Elwood ² ...	12	13	Amer.	Roosevelt S.S. Co.	Iloilo, P.I.	New York, N.Y.	Sugar, gen.	7,651
Gaelic Star ² ...	12	12	Brit.	Blue Star Line	Vancouver, B.C.	Newcastle, Eng.	Fruit, gen.	9,796
Real ² ...	12	13	Pan.	Hans Elliot	Panama, R.P.	Cristobal, C.Z.	Ballast...	
Reina del Pacifico ² ...	13	13	Brit.	Pacific Steam Nav.Co	Talcahuano, Chile	Liverpool, Eng.	(¹⁶)	5,888
California ² ...	13	14	Ital.	Nav. Libera Triestina	Vancouver, B.C.	Genoa, Italy	General...	9,311
Langleebrook ² ...	12	13	Brit.	Nitrate de Chile.	Antofagasta, Chile	Azores ²⁰	Nitrate, bags	9,390
Bodegraven ² ...	13	14	Neth.	Royal Neth. S.S. Co.	Valparaiso, Chile	Hamburg, Ger.	(¹⁷)	8,006
Kansan ² ...	13	13	Amer.	Amer.-Hawaiian Line	Portland, Oreg.	Boston, Mass.	General...	5,910
Aldington Court ² ...	13	13	Brit.	Canadian Transp. Co.	Vancouver, B.C.	Antwerp, Belg.	(¹⁸)	8,700
Steel Voyager ² ...	13	13	Amer.	Isthmian S.S. Lines	Honolulu, T.H.	Philadelphia, Pa.	Sugar...	8,905
Nuevo Panama ² ...	13	14	Pan.	Elliot Ship. & LandCo	B'ventura, Col.	Cristobal, C.Z.	Coffee...	214
Trimountain ¹ ...	13	13	Amer.	Home Oil Co.	Los Angeles, Cal.	New York, N.Y.	Furnace oil...	9,390
Silksworth ² ...	13	13	Brit.	Chilean Sales Corp.	Liquique, Chile.	Savannah, Ga.	Nitrate...	7,820
Penmar ² ...	13	14	Amer.	Calmar Line	Portland, Oreg.	Baltimore, Md.	Lumber, gen.	2,143
Acajutla ² ...	13	14	Brit.	Pacific Steam Nav.Co	Champ'ico, Guat.	Cristobal, C.Z.	General...	81
Minden ² ...	14	14	Ger.	North German Lloyd	Valparaiso, Chile.	Hamburg, Ger.	General...	5,360
Hanover ² ...	14	14	Amer.	Amer.-Gulf-Orient	Victories, P.I.	New Orleans, La.	General...	8,480
Golden River ² ...	13	14	Amer.	Amer.-Hawaiian Line	Seattle, Wash.	Newburgh, N.Y.	Lumber, gen.	6,165
Cal ² ...	14	16	Ger.	North German Lloyd	Guayaquil, Ecuador	Cristobal, C.Z.	General...	770
Ashburton ² ...	14	15	Brit.	Australind S.S. Co.	Mackay, Aust.	Halifax, N.S.	Sugar...	7,593
Wilhelm A. Riedemann ² ...	14	14	Danz.	Standard Oil Co.	Talara, Peru	S'ampton, Eng.	Crude oil...	15,504
Forbes Hauptman ² ...	14	14	Amer.	McCormick S.S. Co.	Seattle, Wash.	New York, N.Y.	Lumber, gen.	6,755
Australia ¹ ...	14	15	Amer.	The Texas Co.	Los Angeles, Cal.	New York, N.Y.	Gasoline...	16,570
Sirius ² ...	14	15	Amer.	U.S. Navy	San Diego, Cal.	Norfolk, Va.	Navy stores.	4,089
Margaret Johnson ² ...	15	15	Swed.	Johnson Line	Vancouver, B.C.	Stockholm, Swed.	General...	5,474
W. S. Rheem ² ...	15	15	Amer.	Standard Ship. Co.	Los Angeles, Cal.	New York, N.Y.	Fuel oil...	14,852
Glasgow Maru ² ...	15	15	Jap.	Kokusai Kisen Kaisha	Yokohama, Japan	Wilmington, N.C.	Sulph' te am.	7,550
President Pierce ² ...	15	16	Amer.	Dollar Line	S. Francisco, Cal.	New York, N.Y.	General...	4,968
Kota Inten ² ...	15	15	Neth.	Pacific-Java-Bengal	S. Francisco, Cal.	Calcutta, India.	(¹⁹)	6,716
Nevadan ² ...	15	15	Amer.	Amer.-Hawaiian Line	Portland, Oreg.	Boston, Mass.	General...	8,322

¹ Tanker. ² Motor ship. ¹³ Furnace oil and kerosene. ¹⁴ Sulphur and sugar. ¹⁵ Lumber, wheat, lead.
¹⁶ Copper, cotton, general. ¹⁷ Nitrate, cotton, ores, general. ¹⁸ Concentrates, lumber, general. ¹⁹ Asphalt, lumber, general. ²⁰ For orders.

Canal Traffic for First Fifteen Days of October

During the first 15 days of October 1933, 217 commercial vessels and 4 small nonseagoing launches under 20 tons measurement transited the Canal. Tolls on the commercial vessels aggregated \$949,974.99, and on the launches, \$43.95, or a total tolls collection of \$950,018.94.

The daily average of commercial vessels was 14.47, and the daily average tolls collection was \$63,331.67, as compared with an average of 13.27 transits and \$58,585.29 in tolls for the first 15 days of the previous month, and an average of 11.80 transits and \$51,538.70 in tolls for the first 15 days of October 1932. Commercial traffic showed an increase of 18 transits and \$71,195.67 in tolls (9.0 percent and 8.1 percent, respectively) in comparison with the first 15 days of the previous month, while in comparison with the first 15 days of October 1932, it registered a gain of 40 transits and \$176,894.47 in tolls (22.6 percent and 22.9 percent, respectively).

Notice to Mariners—Wrecks on Quita Sueño Bank, Caribbean Sea

Panama Canal Notice to Mariners No. 210 quotes the following from the Hydrographic Office notice No. 39, dated Washington, D.C., September 30, 1933:

The commanding officer of the U.S.S. *Indianapolis* reports that on September 10 he observed two wrecks stranded on Quita Sueño Bank. One of the wrecks was the steamer *Negada*, of Valparaiso, which was stranded and abandoned at a point on the eastern edge of the bank 12 miles, 182° from the lighthouse. The other was the wreck of a 2-masted sailing vessel which was stranded at a point about 22 miles, 183° from the lighthouse.

Approximate position of lighthouse, latitude 14°28' N., longitude 81°07' W.

Principal Commodities Through the Canal, Fiscal Year 1933

Mineral oils were the leading commodity shipped through the Panama Canal during the year ending June 30, 1933, as they had been for 10 years preceding. In the fiscal year 1922 the tonnage of manufactures of iron and steel passing through the Canal had first place among commodities, but with the development of the California oil fields during the following year mineral oils took first place, a position they have held every year since.

In the fiscal year 1933 the mineral oil shipments from the Pacific to the Atlantic amounted to 3,506,356 tons, and from the Atlantic to the Pacific the mineral oil shipments were 407,492 tons. They were the leading commodity from the Pacific and the third in importance from the Atlantic.

The two commodities from the Atlantic which exceeded mineral oils were manufactures of iron and steel, 502,503 tons, and raw cotton, 432,043 tons.

In the trade from the Pacific, in addition to mineral oils there were four commodities which exceeded in volume any commodity from the Atlantic, namely, wheat, 2,368,892 tons; sugar, 1,667,496 tons; lumber, 1,549,483 tons; and canned goods, 865,716 tons. The leading commodity from the Atlantic ranked sixth in the commodities passing through the Canal in either direction.

The classes of commodities in which shipments exceeded 10,000 tons during the year numbered 29 from the Atlantic and 26 from the Pacific. Of the 29 principal commodities from the Atlantic to the Pacific, 24 showed a loss, and of these, 22 were lower than in any of the three years immediately preceding. Gains were recorded in shipments of five items, viz., paper, scrap metal, tobacco, corn, and glass and glassware. Of these increases, the gains in the shipments of scrap metal and corn were the most outstanding, 212 percent and 114 percent, respectively, over the preceding fiscal year. Commodities which showed the largest percentage of decline were slag (63.1 percent); creosote (60.2 percent); ammonium compounds (51.3 percent); cotton (42.2 percent); phosphates (35.6 percent); and manufactures of iron and steel (35.7 percent).

Of the 26 principal commodities moving from the Pacific to the Atlantic, increases occurred in the 11 following items: Mineral oils, guano, wheat, sugar, canned goods, fresh fruit, barley, coffee, flour, copra, and raw cotton. The remaining 15 items were lower than in 1932 and 12 of them were smaller than in any of the three preceding years. The most important increases, with the percentage of gain over the preceding year, were in the following commodities: Flour (45.9 percent); barley (37 percent); wheat (32.3 percent); sugar (28.4 percent), and coffee (22 percent). Shipments of guano made a gain of 241 percent, from 17,505 to 59,688 tons, but the relatively small quantities involved render the large percentage gain of minor significance.

Four commodities exceeded 1,000,000 tons, the same number as in 1932, and also all from the Pacific to the Atlantic; these were mineral oils, wheat, sugar, and lumber. There were 7 commodities in this class in 1931, of which one, manufactures of iron and steel, was from the Atlantic.

Atlantic to Pacific.—Manufactures of iron and steel, as in the past, formed the largest commodity group moving in this direction, comprising 11.1 percent of the total in this direction, in comparison with 13.0 percent in 1932. The decrease in tonnage of this commodity amounted to 278,991 tons compared with the previous year, or 35.7 percent. The major decreases occurred in the United States intercoastal trade which declined 170,282 tons, or 36.9 percent; Europe to the west coast of the United States showed a loss of 26,955 tons, or 45.1 percent; Europe to Australasia showed a loss of 21,800 tons, or 40.8 percent; and the United States to the Far East (including the Philippine Islands), showed a loss of 24,641 tons, or 25 percent.

Shipments of raw cotton comprised the second largest commodity from the Atlantic, but declined 315,453 tons, or 42.2 percent, compared with the previous year. Practically all of this loss occurred in shipments routed from Gulf ports of the United States to the Far East, which route absorbed nearly 99 per cent of all cotton shipments in this direction.

Shipments of mineral oils from the Atlantic declined 111,006 tons, or 21.4 percent, compared with 1932. Scrap metal gained 185,718 tons, or 211.9 percent, which brought it from tenth to fourth place among commodities from the Atlantic. The largest part of these shipments was from the United States to Japan. Paper shipments increased 10,271 tons, or 4.8 percent. Corn shipments, almost all of which were routed from Gulf ports of the United States to the west coast of the United States, showed a gain of 68,344 tons, or 113.9 percent.

Pacific to Atlantic.—Four of the five commodities of the greatest tonnage in this direction in 1933 made increases in comparison with 1932. Mineral oils, which aggregated more than a million tons in excess of the next principal commodity, showed

a gain of 389,512 tons, or 12.5 percent. Wheat made a gain of 578,362 tons, or 32.3 percent, over the 1932 shipments and supplanted lumber as the second most important commodity. Most of this wheat was routed from Canada to Europe. Sugar advanced from fourth to third position among the commodities by making a gain of 368,666 tons, or 28.4 percent, over shipments in 1932. The greater portion of this increase was made in shipments routed from the Philippine Islands to the United States, which registered a gain of 237,892 tons, or 43.7 percent; United States intercoastal shipments of sugar gained 82,270 tons, or 41.3 percent; and shipments from South America to Europe increased by 23,274 tons, or 10.6 percent.

Lumber shipments declined 580,304 tons, or 27.2 percent, compared with 1932, causing that commodity to drop to fourth position from second, which it had held in 1922 and from 1924 to 1932, inclusive. The loss in 1933 was chiefly in three trade routes—United States intercoastal, Canada to the United States, and the United States to Europe. Shipments routed from Canada to Europe showed a gain of 36,569 tons, or 24.3 percent.

Shipments of canned goods increased 77,980 tons in 1933, or 9.9 percent, chiefly over the United States intercoastal route.

Two important items which have been affected very adversely in the decline of commerce between nations are nitrate and ores. At the period of the greatest activity for nitrates, which occurred in 1928 and 1929, shipments surpassed 2,500,000 tons per year. Since then there has been a gradual decline, which was sharply accentuated in 1933, when shipments totaled 186,783 tons, dropping to tenth place. This export of Chile is destined principally to Europe and the United States. In former years, shipments of ores were composed principally of iron ore from Chile to the United States; the peak year was in 1930 when the total of all ores passing through the Canal from the Pacific to the Atlantic approximated 2,230,000 tons and 85.3 percent of the shipments were iron ore. With the severe curtailment of the steel industry shipments of iron ores dropped off and in 1933 were discontinued entirely. The aggregate of all ore shipments in 1933 was 90,518 tons, a loss of 85.4 percent compared with 1932.

Revision of The Panama Canal Telephone Directory

The copy for a revised telephone directory to be issued as of January 1, 1934, will go to the printer November 15, 1933. All changes or corrections in the present directory should be forwarded to the Telephone Supervisor, Balboa Heights, not later than November 1, 1933. Proof corrections will be made to December 1, 1933.

Prices of Miscellaneous Supplies at Panama Canal Storehouses

The following are prices, including the 25 percent surcharge, to individuals and companies, effective October 12, 1933:

Commodities	Unit	Price
Brass, bar, average.....	Lb.	\$0.14
Brass, sheet, average.....	Lb.	.25
Bronze, Tobin, average.....	Lb.	.20
Gasoline, motor grade.....	Gal.	.10
Metal, yellow.....	Lb.	.19
Oakum, Navy, spun.....	Lb.	.16
Oakum, Navy, unspun.....	Lb.	.16
Oil, fuel, at Balboa and Cristobal, in bulk, no surcharge.....	Bbl. of 42 gals.	1.25
Oil, gun and ice machine.....	Gal.	.25
Oil, burning, Colza.....	Gal.	1.06
Oil, engine, gas, medium, in drums, No. 2135.....	Gal.	.24
Oil, engine, gas, extra heavy, in cases, No. 2250.....	Gal.	.30
Oil, engine, gas, extra heavy, in drums, No. 2250.....	Gal.	.24
Oil, kerosene, in drums.....	Gal.	.08
Oil, marine engine.....	Gal.	.31
Paint, lead, white, dry.....	Lb.	.11
Paint, lead, white, in oil.....	Lb.	.09
Paint, zinc oxide, dry.....	Lb.	.08
Paint, zinc oxide, in oil.....	Lb.	.09
Grease, gear, chain and wire rope, lubricating.....	Lb.	.04
Grease, yellow, cup, No. 3, medium.....	Lb.	.06
Grease, yellow, cup, No. 5, hard.....	Lb.	.08
Soda, ash.....	Lb.	.03
Waste, cotton, colored.....	Lb.	.06
Waste, cotton, white.....	Lb.	.08

THE PANAMA CANAL RECORD

OFFICIAL PUBLICATION OF THE PANAMA CANAL.

PUBLISHED MONTHLY.

Subscription rates, domestic, \$0.50 per year; foreign, \$1.00; address
The Panama Canal Record, Balboa Heights, Canal Zone,
or, for United States and foreign distribution,
The Panama Canal, Washington, D. C.

Entered as second-class matter February 6, 1918, at the Post Office
at Cristobal, C. Z., under the Act of March 3, 1879.

Certificate.—By direction of the Governor of The Panama Canal the matter contained herein is published as statistical information and is required for the proper transaction of the public business.

Volume XXVII. Balboa Heights, C.Z., November 15, 1933. No. 4.

Traffic Through the Panama Canal in October 1933

The total vessels of all kinds transiting the Canal during the month of October in the two preceding years and in 1933 are shown in this tabulation:

Class of vessels	October 1931	October 1932	October 1933		
			Atlantic to Pacific	Pacific to Atlantic	Total
Commercial ocean vessels	390	394	239	228	467
Commercial launches (under 20 tons)	9	9	4	7	11
Noncommercial vessels:					
United States Government	26	40	11	8	19
Vessels for repairs	4		2	2	4
Byrd expedition			1		1
Total	429	443	257	245	502

COMMERCIAL TRAFFIC¹

The following tabulation shows the number of vessels, Panama Canal net tonnage, tons of cargo carried and tolls collected, from the commercial traffic transiting the Canal each month for the 12-month period ended October 31, 1933, as compared with the same period in the previous year:

Month	No. of vessels		Panama Canal net tonnage		Tons of cargo		Tolls	
	1931-32	1932-33	1931-32	1932-33	1931-32	1932-33	1931-32	1932-33
November	376	388	2,001,745	2,035,796	1,577,523	1,531,509	\$1,762,036.19	\$1,756,865.84
December	387	431	2,033,158	2,080,069	1,648,904	1,621,581	1,757,869.54	1,781,940.03
January	377	415	2,022,275	2,069,218	1,593,585	1,463,503	1,770,250.68	1,762,808.56
February	358	368	1,878,177	1,832,658	1,645,393	1,434,862	1,647,797.06	1,575,708.35
March	363	399	1,864,896	1,989,044	1,643,952	1,738,227	1,645,366.81	1,718,908.41
April	370	370	1,863,692	1,839,597	1,443,731	1,527,978	1,608,634.67	1,554,250.14
May	357	372	1,956,958	1,883,249	1,676,790	1,629,982	1,717,401.26	1,617,943.65
June	336	364	1,743,150	1,901,117	1,404,558	1,691,247	1,534,793.19	1,629,411.28
July	326	401	1,676,492	2,051,128	1,259,981	1,699,039	1,468,728.36	1,732,164.93
August	314	416	1,658,112	2,159,995	1,349,453	1,914,014	1,440,848.87	1,829,754.49
September	353	408	1,868,391	2,096,538	1,347,144	1,797,497	1,598,265.98	1,758,587.41
October	394	467	1,988,133	2,416,200	1,582,261	2,125,927	1,714,779.06	2,036,909.16
Total	4,311	4,799	22,555,179	24,354,609	18,173,275	20,175,366	19,666,771.67	20,755,252.25

¹ Commercial traffic includes all ocean-going vessels paying tolls. Vessels in direct service of the United States, Panamanian, and Colombian Governments, including merchant vessels chartered by these Governments, and vessels transiting solely for repairs, do not pay tolls. Statistics on vessels not paying tolls are shown under "Noncommercial traffic."

Traffic by Nationality of Vessels for October 1933

Nationality	No. of ships	Panama Canal net tonnage	Tons of cargo	Nationality	No. of ships	Panama Canal net tonnage	Tons of cargo
British	91	498,778	405,409	Japanese	19	107,869	111,654
Chilean	1	3,063	4,623	Netherland	7	47,590	30,853
Danish	15	70,176	52,773	Norwegian	27	138,274	122,746
Danzig	8	66,195	49,693	Panamanian	38	19,237	5,006
French	6	36,624	32,213	Peruvian	2	1,587	1,792
German	23	84,931	81,002	Swedish	13	54,235	80,635
Greek	2	8,294	8,140	United States	206	1,214,295	1,081,829
Italian	6	50,739	31,819	Yugoslav	3	14,313	25,740

¹ Includes naval vessel of 5,303 tons displacement in transits but not in tonnage.

² Includes naval vessel of 1,790 tons displacement in transits but not in tonnage.

Traffic by Trade Routes, October 1933

The movement of vessels over trade routes is summarized in the following table. They are classified according to primary origin and ultimate destination of the voyage through the Canal and the cargo listed is the total aboard at time of transit. Cargo may be laden or discharged between the terminal areas indicated, hence in the cargo listed below there may be some which had other origin or destination:

Trade route	Atlantic to Pacific			Pacific to Atlantic		
	No. of ships	Panama Canal net tonnage	Tons of cargo	No. of ships	Panama Canal net tonnage	Tons of cargo
United States intercoastal.....	90	538,881	199,055	79	472,935	656,216
East coast United States and:						
Canada.....	4	18,249	3,131	3	16,363	26,498
Central America.....	2	4,291		3	6,281	1,965
South America.....	9	45,468	8,213	19	77,347	184,397
Hawaiian Islands.....				4	20,734	29,811
Australasia.....	7	38,947	39,182	1	5,051	8,000
Philippine Islands.....	7	44,093	26,763	9	56,573	49,189
Far East.....	24	133,069	125,352	6	29,514	35,397
Europe and:						
United States.....	2	11,343	1,082	2	11,564	21,078
Canada.....	34	199,735	41,311	34	203,038	265,254
Central America.....	1	4,118	5,371	1	2,312	3,818
South America.....	16	111,239	16,591	24	140,610	222,124
Australasia.....	6	58,139	18,463	4	35,670	23,655
Far East.....				2	10,215	12,770
Canadian intercoastal.....				2	7,553	10,365
East coast Canada and:						
South America.....	2	7,885		1	5,278	11,794
Australasia.....	3	14,994	6,036	3	12,605	11,934
Far East.....	1	4,639	7,287			
East coast Central America and:						
Canada.....	2	80				
South American intercoastal.....	1	488	945	1	1,587	1,792
East coast South America and:						
United States.....				1	5,424	2,940
Canada.....	2	8,702	8,721	1	5,033	7,451
Far East.....	1	5,798	3,515			
Cristobal and:						
Central America.....	5	1,511	1,026	2	1,445	151
South America.....	10	4,737	1,966	10	5,424	4,424
Balboa.....	7	277		13	458	530
West Indies and:						
Far East.....	1	5,542	10,750			
Around the world.....	1	8,495	3,398	1	5,974	6,716
Foreign vessels in ballast (U.S. intercoastal).....	1	6,492				
Vessels not engaged in commerce (naval).....				2		

Origin and Destination of Cargo, by Major Areas

The following table summarizes the origin of cargo passing through the Canal in October 1933 and its destination by major geographical and trade areas:

ATLANTIC TO PACIFIC

Origin	Tons of cargo destined for—					Total
	United States	Other North America	Asia	South America	Australasia	
North America:						
United States.....	201,197	9,717	147,368	6,065	39,182	403,529
Other North America.....	559	2,765	18,137	6,248	6,036	33,775
Europe.....	24,803	21,797		14,082	18,463	79,145
Miscellaneous.....	9,729	17	1,018	945		11,709
Total.....	236,318	34,296	166,523	27,340	63,681	528,158

PACIFIC TO ATLANTIC

Origin	Tons of cargo destined for—				Total
	United States	Other North America	Europe	Miscellaneous	
North America:					
United States.....	663,231	9,392	134,684	9,501	816,808
Canada.....	6,837	13,545	148,425	1,909	170,716
Other North America.....	32,131	1,321	4,158		37,610
South America.....	182,688	20,510	219,478	1,855	424,531
Australasia.....	9,125	10,809	23,655		43,589
Asia.....	90,115	1,801	12,509	90	104,515
Total.....	984,127	57,378	542,909	13,355	1,597,769

Principal Commodities

Commodities which aggregated 10,000 or more tons either during the past month or in the corresponding month in 1932 are listed below:

Commodity	October		Commodity	October	
	1932	1933		1932	1933
<i>Atlantic to Pacific</i>			<i>Pacific to Atlantic—Continued</i>		
Asphalt and tar.....	<i>Long tons</i> 10,232	<i>Long tons</i> 5,175	Beans, edible.....	<i>Long tons</i> 10,737	<i>Long tons</i> 13,134
Automobiles and accessories.....	6,054	11,755	Canned goods, various.....	142,207	119,340
Canned goods, various.....	9,482	11,174	Cold storage (food products).....	6,085	14,498
Coal and coke.....	5,873	20,564	Copra.....	3,191	10,045
Corn.....	11,755	6,070	Flour.....	12,521	22,091
Cotton.....	34,243	58,634	Fruit, dried.....	65,996	47,343
Iron and steel, manufactures of.....	42,947	72,495	Fruit, fresh.....	22,272	21,417
Oils, mineral.....	34,575	48,758	Guano.....	14,830
Paper.....	17,941	16,938	Lumber.....	130,428	173,016
Phosphates.....	239	16,758	Metals, various.....	42,255	51,912
Scrap metal.....	495	28,429	Nitrates.....	1,770	104,220
Sulphur.....	25,458	43,392	Oils, mineral.....	263,213	460,504
Tinplate.....	3,707	13,436	Oils, vegetable.....	3,618	17,088
Tobacco.....	13,060	6,001	Ores, principally iron.....	4,996	130,134
			Paper.....	9,130	11,612
<i>Pacific to Atlantic</i>			Sugar.....	127,028	114,961
Ammonium compounds.....		18,699	Wheat.....	194,269	95,163
Barley.....	25,825	9,630	Wood pulp.....	10,715	12,778

* Does not include fresh fruit.

Commodities in Detail

The following statement lists all commodities passing through the Canal during the month of October 1933, as reported in the cargo declarations, showing the movement, by directions, in the United States intercoastal trade and in the total traffic. In the cargo declarations small items are frequently grouped under the designation of "general cargo"; the statistics are accordingly not precise but are indicative of the kinds and quantity of cargo in transit through the Canal. The figures are for tons of 2,240 pounds:

Commodity	United States intercoastal		Total for all trade routes including U.S. intercoastal	
	Atlantic to Pacific	Pacific to Atlantic	Atlantic to Pacific	Pacific to Atlantic
Agricultural implements.....	494	1,172	44
Alfalfa meal.....	679	724
Ammonium compounds.....	124	5,348	18,699
Animal foods.....	51	677	51	759
Apparel, wearing (hats, shoes, clothing, etc.).....	218	19	220	80
Asbestos.....	199	459
Asphalt and tar.....	135	82	5,175	2,917
Automobiles (and autotrucks).....	2,410	16	6,475	18
Automobile parts and accessories.....	550	130	5,280	137
Bags and bagging, textile.....	102	36	907	109
Bananas.....	2,465
Barks, miscellaneous.....	427	787
Barley.....	34	9,630
Beans, edible, dry.....	45	9,365	45	13,134
Beer.....	137	182	5
Beverages, nonalcoholic.....	360	360
Blood and tankage.....	61
Bones and bone meal.....	3,031
Books and printed matter.....	13	28
Borax.....	366	7,642
Bran and pollards.....	495	2,258
Bricks and tile.....	677	978
Camphor, crude.....	116
Canned and preserved goods:				
Fish.....	282	10,759	572	30,522
Fruit.....	265	38,252	284	64,193
Meat.....	201	165	584	197
Milk.....	19	685	273	895
Soup.....	2,348	782	2,408	782
Vegetables.....	2,358	7,509	2,473	7,544
Miscellaneous and unclassified.....	4,180	12,420	4,580	15,207
Carbon black.....	342	893
Celite.....	972	1,070
Cement.....	346	577	4,525	638
Chalk.....	717
Charcoal.....	22	22
Chemicals.....	3,070	2,873	6,557	2,952
Clay, china and fire.....	256	1,768
Clay, filtering.....	258	258

* Except as otherwise classified.

Commodity	United States intercoastal		Total for all trade routes including U.S. intercoastal	
	Atlantic to Pacific	Pacific to Atlantic	Atlantic to Pacific	Pacific to Atlantic
Coal.....	2,435		14,471	515
Cocoa and cacao beans.....	130	132	344	575
Coconuts and products ¹	18	581	90	924
Coffee.....	408	76	5,579	5,760
Coke.....	773		6,093	
Cold storage and refrigerated products:				
Dairy products.....	207	27	409	7,302
Eggs.....		171		411
Fish.....		100	7	1,501
Lard.....	92		95	
Meats.....			66	5,082
Poultry.....		35		35
Vegetables.....		49		49
Other and unclassified.....	328	22	354	118
Confectionery.....	947		1,065	
Copra.....				10,045
Copra meal and cake.....				45
Corn.....	6,070		6,070	
Cotton, raw.....	75	218	58,634	5,483
Creosote.....			24	
Drugs and medicines.....	1,106	131	1,208	131
Dyes.....	140		463	
Earthenware.....	18	14	251	175
Eggs, dried.....				12
Electrical apparatus and appliances.....	563	132	634	164
Explosives.....	10	42	124	64
Extract, quebracho.....			451	
Fertilizers ¹	55	154	1,707	154
Fish, salted or dry cured.....	19		120	58
Fish meal.....				3,639
Floor coverings.....	1,494	601	1,617	928
Flour.....	136	17,258	986	22,091
Fruit, dried.....	138	23,848	306	47,343
Fruit, fresh ¹	134	3,604	207	21,417
Furniture and household goods.....	1,004	279	1,017	284
Gallnuts.....				26
General.....	18,706	8,887	42,306	18,275
Glass and glassware.....	3,013	156	4,273	547
Glue.....	89	209	707	210
Groceries.....	1,188	249	1,510	288
Guano.....	26		26	
Gums.....		80		115
Hair, all kinds.....		29	91	103
Hay.....		1,041		1,410
Hemp, unmanufactured.....		367		2,080
Honey.....		203		360
Hops.....		59	9	70
Horns and hoofs.....	18		68	92
Infusorial earth.....		600		728
Iron and steel, manufactures of (structural steel, plates, bars, angles, pipe, etc.).....	48,090	1,112	72,495	1,235
Ivory nuts.....		21	119	2,843
Jute, unmanufactured.....				21
Lard substitute.....	357		357	
Lime.....	29		54	
Liquors.....	138	3	713	461
Lumber (including manufactured mill products).....	3,173	93,543	3,291	173,016
Machinery.....	2,423	320	7,620	495
Malt.....	12		186	
Manufactured goods ¹	4,289	727	8,179	2,805
Marble and granite.....	43		183	
Matches.....	42	216	45	1,517
Metals:				
Antimony.....		18		203
Copper.....	42	12,207	42	31,733
Gold and silver.....			70	17
Iron.....	1,604		2,027	3
Lead.....		258	320	8,804
Tin.....		89	460	1,474
Zinc.....	55		970	4,735
Other and unclassified.....	80	834	80	4,943
Milk, powdered.....	8	160	18	247
Molasses and syrups.....	301		314	
Nitrates.....	115		180	104,220
Nuts, edible (including meats).....	184	1,126	230	3,647
Oats.....	26	930	105	3,885
Oils, mineral:				
Crude.....			28	84,363
Gas and fuel.....		187,025	1	192,081
Gasoline, benzine, and naphtha.....	8,675	114,922	8,882	164,289
Kerosene.....	638	17,805	11,390	18,277
Lubricating and greases.....	18,977	1,401	28,457	1,494

¹ Except as otherwise classified.

Commodity	United States intercoastal		Total for all trade routes including U.S. intercoastal	
	Atlantic to Pacific	Pacific to Atlantic	Atlantic to Pacific	Pacific to Atlantic
Oils, vegetable:				
Coconut		447	12	11,539
Cottonseed	3,470		3,483	6
Linseed	387		567	
Olive		2	607	2
Rapeseed		20		679
Wood				3,073
Other and unclassified	265	25	987	1,789
Oil, fish	73	1,690	104	1,742
Oil, whale				20
Oilseeds (cotton, flax, hemp, sesame, rapeseed, etc.)		532	505	2,296
Oilseed cake and meal	135		337	3,296
Ores:				
Antimony		55		162
Chrome				8,000
Copper				3,686
Gold and silver				735
Iron			35	108,256
Lead				4,040
Magnesite		1,216		1,216
Manganese	56		56	
Tin				1,150
Zinc	36		73	2,744
Other and unclassified	23	78	23	145
Paints and varnishes	587	43	796	43
Paper and paper products ¹	6,941	5,881	16,938	11,612
Paper scrap		22	568	22
Peanuts	474		474	
Peas, dry		244	95	4,132
Peatmoss			242	
Phosphates	385		16,738	5
Plaster			15	
Porcelainware	274	165	309	4,135
Potash	680	4,244	727	6,029
Pyrethrum flowers		27		152
Rags and waste	81	252	505	992
Railroad material	26		2,977	
Rice	744	1,859	1,168	4,287
Rope and twine	330	100	343	206
Rosin	784		4,875	30
Rubber:				
Manufactured	881	277	1,375	349
Raw				393
Scrap		24	10	310
Salt	197		5,358	
Sand	1,850		3,439	
Scrap metal	553	486	28,429	656
Seeds (except oilseeds)		425	321	605
Sewer pipe (concrete and terra cotta)	125		125	
Shells, oyster	317		317	
Silk, raw		1,322		2,696
Skins and hides	32	2,660	145	4,415
Slate	723		723	
Soaps and products	2,347	127	2,372	175
Soda and sodium compounds	679		3,106	1,127
Soy beans				7,927
Sugar		26,285	98	114,961
Sulphur	22,429		43,392	8,613
Talc		52		52
Tallow			60	630
Tea		81	144	2,176
Textiles ²	4,610	752	7,464	1,927
Tinplate	1,255	22	13,436	22
Tobacco and manufactures	1,177	69	6,001	522
Toilet preparations	121	43	129	202
Turpentine	131		485	
Vegetables, dry ¹	47	28	89	96
Wall board	46		46	
Wax, paraffin			1,004	
Wheat		22,911		95,163
Wines	13	551	194	1,162
Wood pulp	60	8,727	2,260	12,778
Wool		2,311	19	5,279
Total, October 1933	201,197	663,231	528,158	1,597,769
Total, October 1932	154,308	469,165	372,459	1,209,802
Total, October 1931	171,238	543,897	481,635	1,281,035

¹ Except as otherwise classified.² Cotton, silk, wool, rayon goods.

Tanker Traffic

The following tabulation shows the tanker traffic through the Canal during October 1933, classified according to trade route:

Trade route	Atlantic to Pacific			Pacific to Atlantic		
	No. of ships	Panama Canal net tonnage	Tons of cargo	No. of ships	Panama Canal net tonnage	Tons of cargo
United States intercoastal.....	32	194,039	21,117	26	166,298	* 322,108
East coast of United States and South America.....	1	5,049	1	5,049	10,289
United States and Far East.....	1	3,787	* 6,650
East coast Canada and South America.....	1	5,513	1	5,278	11,794
West Indies and Far East.....	1	5,542	10,750
Europe and United States.....	2	11,564	21,078
Europe and South America.....	7	55,551	6	48,196	94,320
Total.....	42	265,694	31,867	37	240,172	466,239

* 962 tons discharged at Cristobal.

* Coconut and wood oils.

Comparison of Canal Traffic in October 1933, with October Traffic in Previous Years

Calendar year	Month of October			Fiscal year	Average per month for fiscal year		
	Commercial transits	Panama Canal net tonnage	Tons of cargo		Commercial transits	Panama Canal net tonnage	Tons of cargo
1914.....	* 83	322,074	425,095	1915.....	* 102	361,197	465,567
1915.....	(*)	1916.....	63	199,687	257,843
1916.....	155	482,532	616,848	1917.....	150	483,213	588,213
1917.....	171	522,712	601,392	1918.....	172	547,839	627,669
1918.....	190	552,725	657,597	1919.....	169	510,416	576,385
1919.....	196	670,100	705,881	1920.....	206	712,170	781,208
1920.....	238	935,579	991,066	1921.....	241	951,323	966,601
1921.....	255	1,069,554	985,775	1922.....	228	951,455	907,075
1922.....	294	1,310,392	1,445,863	1923.....	331	1,550,482	1,630,656
1923.....	427	2,139,475	2,127,567	1924.....	436	2,179,073	2,249,559
1924.....	393	1,923,950	2,017,980	1925.....	389	1,904,596	1,996,570
1925.....	410	1,955,485	2,009,171	1926.....	433	2,064,549	2,169,787
1926.....	445	2,124,519	2,374,711	1927.....	456	2,185,651	2,312,351
1927.....	567	2,585,752	2,717,646	1928.....	538	2,454,886	2,469,226
1928.....	557	2,515,380	2,582,477	1929.....	534	2,468,483	2,555,250
1929.....	564	2,749,949	2,845,643	1930.....	515	2,498,385	2,502,519
1930.....	517	2,584,160	2,394,410	1931.....	461	2,316,012	2,090,233
1931.....	390	2,081,600	1,762,670	1932.....	376	1,968,785	1,650,667
1932.....	394	1,988,133	1,582,261	1933.....	375	1,901,823	1,514,811
1933.....	467	2,416,200	2,125,927	(*)	398	2,023,874	1,702,228

* Canal opened August 15, 1914.

* Average for 10½ months of fiscal year ended June 30, 1915.

* Canal closed on account of slides.

* Average first 10 months calendar year 1933.

Terminal Activities

Ships repaired during the month of October 1933 numbered 53, including 11 which were drydocked. Fuel oil in the quantity of 337,210 barrels was delivered as bunkers to 118 commercial vessels. Bunker coal amounting to 2,539 tons was delivered to 14 vessels. Sales of commissary supplies to ships aggregated \$35,142.92.

Cargo Handled at Terminal Ports

	Cristobal	Balboa	Total
Local cargo arriving..... tons..	23,760	14,063	37,823
Local cargo shipped..... tons..	5,576	441	6,017
Cargo received for transshipment..... tons..	22,647	800	23,447
Cargo transshipped..... tons..	23,475	522	23,997
"Canal Zone for Orders" cargo:			
Number of receipts issued.....	101	68	169
Number of releases issued.....	789	339	1,128
Tons received.....	657	380	1,037
Tons withdrawn.....	518	362	880

All Vessels Entering and Clearing Port

	Port of Cristobal			Port of Balboa		
	No. of ships	Registered gross tonnage	Registered net tonnage	No. of ships	Registered gross tonnage	Registered net tonnage
<i>Ships entering</i>						
All vessels, including those transiting Canal..	505	3,306,379	1,972,474	480	3,009,642	1,811,425
Vessels entering port but not transiting Canal.	59	350,660	195,588	20	47,432	25,993
Vessels transiting Canal and handling passengers and cargo at terminal ports.....	120	869,542	511,909	91	686,179	402,657
<i>Ships clearing</i>						
All vessels, including those transiting Canal..	510	3,327,380	1,984,572	480	3,024,864	1,821,306
Vessels clearing port but not transiting Canal.	62	356,377	198,313	20	46,636	25,510
Vessels transiting Canal and handling passengers and cargo at terminal ports.....	124	883,631	520,413	91	693,134	411,757

Cargo Discharged and Laden in Terminal Ports

The following is a report of tons of cargo discharged and/or laden at Cristobal and Balboa during the month from midnight, October 15, 1933, to midnight, November 15, 1933. Figures after names of vessels show, respectively, tons discharged and tons laden:

CRISTOBAL

Acajutla, 0, 307; Manuel Armus, 0, 592; Magallanes, 0, 65; San Vicente, 111, 0; Veragua, 99, 486; Cordillera, 0, 411; San Blas, 27, 0; Benjamin Franklin, 0, 109; Knute Nelson, 1, 0; Carmelita, 1, 34; Cefalu, 100, 941; Nebraska, 177, 4; Simon Bolivar, 94, 3; Real, 33, 16; Jelling, 313, 0; Cristobal, 2,266, 471; Buenos Aires, 205, 0; R. L. Hustler, 2, 0; Nuevo Panama, 240, 85; Quirigua, 691, 21; Zacapa, 629, 307; Santa Inez, 632, 0; Santa Elisa, 232, 2; Zenon, 20, 117; Santa Rita, 40, 351; Velma Lykes, 331, 147; Metapan, 510, 208; Haiti, 72, 260; Santa Paula, 145, 113; Simon Bolivar, 6, 102; Schwaben, 0, 56; Wyoming, 142, 138; San Jose, 62, 27; Boskoop, 0, 230; Manizales, 846, 131; San Francisco, 68, 183; Santa Elisa, 271, 60; Quirigua, 33, 211; Tai Yin, 527, 0; Cerigo, 738, 297; Governor, 207, 0; Contessa, 140, 559; Magdalena, 229, 32; Republic, 213, 50; Santa Barbara, 630, 1; Antares, 6, 0; Real, 0, 45; Victor Ross, 0, 29; Orduna, 94, 580; Buenaventura, 988, 421; Santa Maria, 277, 562; Santa Ana, 51, 372; San Rafael, 108, 0; Nuevo Panama, 236, 62; San Gill, 186, 0; President Van Buren, 2, 0; Peten, 209, 51; Corriollo, 646, 200; Salvador, 78, 811; Durazzo, 1,186, 345; Pastores, 169, 136½; President Lincoln, 539, 0; Leuna, 0, 210; Erturt, 103, 471; Nevada, 285, 228; Virgilio, 49, 842; Santa Marta, 380, 137; Peten, 46, 564; Cuba, 73, 434; Portland, 76, 223; Damsterdyk, 171, 88; Dinteldijk, 0, 98; Peter Maersk, 92, 0; Laurits Swensen, 0, 30; Canadian Leader, 30, 423; Delilian, 180, 0; Cefalu, 233, 625; Crynsen, 103, 0; Isis, 72, 1; Magdalena, 0, 681; Norfolk Maru, 300, 0; Ancon, 1,654, 792; President Pierce, 4, 0; Nuevo Panama, 144, 117; Este, 36, 649; Balboa, 0, 49; Wisconsin, 18, 50; San Diego, 43, 50; Bennekom, 408, 38; Cali, 1,217, 527; Abraham Lincoln, 172, 0; Santa Teresa, 217, 36; Veragua, 629, 16½; San Gabriel, 290, 0; Turrialba, 727, 209½; Calamares, 454, 137; Santa Olivia, 59, 698; Colombia, 48, 386½; Santa Rosa, 140, 187; Crynsen, 0, 71; Canadian Victor, 0, 235; Pacific Ranger, 0, 112; Amasis, 189, 0; Caribia, 104, 2; Lisbon Maru, 215, 0; Canadian Highlander, 0, ¼; West Ira, 51, 118; Santa Lucia, 117, 90; Veragua, 61, 366; Stella Lykes, 61, 76; Marta, 1½, 13; Laguna, 4½, 138½; Contessa, 560, 533; Chateau Thierry, 14, 5; Santa Clara, 1,066, 47; Nelson Traveler, 252, 0; Endurance, 0, 1; Real, 0, 35; Santa Barbara, 69, 600; Santa Elisa, 70, 158; Orazio, 124, 5; Mantilla, 5,648, 0; Guayaquil, 991, 543; Ludington, 411, ½; Quirigua, 356, 25; Saxaola, 503, 198; President Garfield, 2, 0; Democracy, 80, 0; Odenwald, 96, 558; Lochgoil, 17, 105; Acajutla, 238, 0; Davisian, 309, 0; Colombia, 80, 771; Colombia, 111, 0; Nuevo Panama, 85, 43; Sveajarl, 220, 0; Cerigo, 950, 0; Metapan, 189, 166; Haiti, 59, 216; Canadian Scottish, 0, 1½; Fella, 0, 30; Cellina, 47, 0; Juan S. Elcano, 125, 595½; Washington, 23, 0; Axel Johnson, 0, 93; President Wilson, 374, 0; Quirigua, 57, 297; Los Angeles, 111, 128; San Blas, 16, 0; Alkmaar, 11, 163; Oakland, 122, 197; Cefalu, 171, 673; Sanyo Maru, 731, 0; Santa Isabel, 362, 43; San Clemente, 127, 0; Caribia, 0, 1,310; Ryoyo Maru, 438, 0; Lochkatrine, 309, 14.

BALBOA

Cali, 0, 300 pounds; San Blas, 1, 0; Rangitata, 57, 0; Geisha, 109, 0; Knute Nelson, 281, 0; Reliance, 6, 3; Nuevo Panama, 0, 50; California, 60, 4; Santa Elisa, 95, 1; Santa Rita, 7, 2; Hokoruka Maru, 74, 0; Antares, 29, 37; La Purisima, 7,600, 0; Talamanca, 332, 31; Santa Paula, 89, 11; Santa Elena, 37, 0; Republic, 1,055, 180; San Jose, 5, 37; Tai Yin, 2, 0; Santa Barbara, 3, 1; Santa Maria, 26, 23; President Van Buren, 1, 9; Santa Ana, 20, 51; Chiriqui, 292, 31; Point Bonita, 36, 0; Peter Maersk, 40, 0; California, 0, 10; Jacob Ruppert, 0, 4; Reginolite, 12,333, 0; Cali, 500 pounds, 0; Santa Maria, 12,330, 0; Santa Teresa, 5, 2; Virginia, 0, 61; Nuevo Panama, 91, 0; Abraham Lincoln, 562, 0; Santa Olivia, 53, 60; Santa Rosa, 65, 0; Antigua, 655, 111; Santa Lucia, 99, 28; Chateau Thierry, 196, 69; Tosca, 8, 550; Democracy, 1, 0; Santa Barbara, 48, 14; President Garfield, 3, 0; Santa Elisa, 51, 16; Nuevo Panama, 152, 0; Lochgoil, 50, 200 pounds; Iocoma, 325, 0; Acajutla, 1,000 pounds, 0; Ludington, 440, ½; Axel Johnson, 90 pounds, 500 pounds; Annie Johnson, 97, 31; Talamanca, 288, 188; Nuevo Panama, 0, 216; Bokuyo Maru, 58, 2; Sanyo Maru, 170, 0; San Blas, 134 pounds, 0; California, 0, 100 pounds; Santa Isabel, 17, 8.

Passengers

Ocean ship passengers disembarking at Cristobal numbered 1,451; embarking, 1,498; at Balboa, 527 disembarking and 620 embarking. Passengers passing through the Canal from the Atlantic to the Pacific numbered 2,874; from the Pacific to the Atlantic, 3,236. Aircraft numbering 43 entered Cristobal and 104 passengers disembarked; clearances were 42, with 94 passengers embarking. One aircraft entered Balboa, discharging one passenger; one aircraft cleared with no passengers embarking.

Movements of Ocean Vessels Through the Panama Canal **From midnight October 15, to midnight November 15, 1933**

ATLANTIC TO PACIFIC

Ship	Date arrived	Date cleared	Nationality	Line (Charterer or operator)	Port		Cargo	
					From—	For—	Nature	Tons
Willkeno.....	15	16	Amer.	Williams S.S. Line...	Baltimore, Md.	Seattle, Wash.	General.....	1,678
Arizona.....	16	16	Amer.	The Texas Co.	Pt. Arthur, Tex.	Los Angeles, Cal.	(13) 7,117	
Athelempress.....	16	16	Brit.	Standard Oil Co.	New York, N.Y.	Los Angeles, Cal.	Ballast.....	
Everleigh.....	16	16	Brit.	W. J. Taten & Co.	Cardiff, Eng.	Vancouver, B.C.	Ballast.....	
San Vincente.....	16	16	Amer.	Quaker Line	New York, N.Y.	Seattle, Wash.	General.....	3,242
Cali.....	14	16	Ger.	North German Lloyd.	Cristobal, C.Z.	Guayaquil, Ecuador	General.....	297
S. C. T. Dodd.....	16	17	Amer.	Standard Oil Co.	New York, N.Y.	S. Francisco, Cal.	Lub. oil.....	920
No. 101.....			Amer.	U.S. Army	Cristobal, C.Z.	Gatun, C.Z.	Ballast.....	
Col. Riche.....			Amer.	U.S. Army	Cristobal, C.Z.	Gatun, C.Z.	(14)	
Victor Ross.....	17	17	Danz.	W. Tanksschiff Rhed'i	Havre, France.	Talara, Peru.	Ballast.....	
Lapwing.....			Amer.	U.S. Navy	Cristobal, C.Z.	Balboa, C.Z.	(15)	
S-48.....			Amer.	U.S. Navy	Cristobal, C.Z.	Balboa, C.Z.	Ballast.....	
Hofuku Maru.....	17	17	Jap.	Kokusai Kisen Kaisha	Chester, Pa.	Yawata, Japan.	(16) 7,007	
India.....	16	17	Dan.	East Asiatic Co.	Copenhagen, Den.	Vancouver, B.C.	Ballast.....	
Knute Nelson.....	16	17	Nor.	Fred Olsen & Co.	Oslo, Norway	Vancouver, B.C.	General.....	1,448
Rotorua.....	16	17	Brit.	N.Z. Shipping Co.	London, England	Timaru, N.Z.	(17) 8,265	
Irisbank.....	17	17	Brit.	Bank Line	Boston, Mass.	Shanghai, China.	General.....	3,062
Langleetarn.....	17	17	Brit.	Anglo-Can. Ship. Co.	Newcastle, Eng.	Vancouver, B.C.	Ballast.....	
Minnesota.....	17	18	Amer.	Amer.-Hawaiian Line.	Boston, Mass.	Seattle, Wash.	General.....	2,252
Hudiksvall.....	16	18	Swed.	Max Vales	Manauere, Col.	Tumaco, Col.	Salt.....	945
Heranger.....	17	18	Nor.	Intercean S.S. Co.	Rotterdam, Neth.	Los Angeles, Cal.	Ballast.....	
Marconi.....	17	18	Pan.	A. Valdez	Cristobal, C.Z.	Panama, R.P.	Ballast.....	
Nebraska.....	17	18	Brit.	Royal Mail Line, Ltd.	Rotterdam, Neth.	Vancouver, B.C.	General.....	1,194
Svealand.....	17	18	Swed.	Ore S.S. Corp.	Sparrows Pt., Md.	Cruz Gr'de, Chile	Ballast.....	
Antietam.....	16	18	Amer.	Shelly E.P. Prod. Corp.	New York, N.Y.	Los Angeles, Cal.	Ballast.....	
Cape Verde.....	11	18	Brit.	Shelly Shipping Co.	Swansea, Eng.	Sta. Rosalia, Mex.	Coal.....	5,371
Lieut. Col. H. C. Schumm.....			Amer.	U.S. Army	Cristobal, C.Z.	Ped. Miguel, C.Z.	Ballast.....	
Sambu.....	17	18	Pan.	Hans Elliot	Cristobal, C.Z.	Panama, R.P.	Ballast.....	
Real.....	17	18	Pan.	Hans Elliot	Cristobal, C.Z.	Pto. Armes, R.P.	General.....	42
Eleanor Christenson.	19	19	Amer.	Sudden & Christenson	New York, N.Y.	Seattle, Wash.	(18) 2,384	
Katsuragi Maru.....	19	19	Jap.	Kokusai Kisen Kaisha	New York, N.Y.	Kobe, Japan	(19) 5,611	
Horace Luckenbach.	19	19	Amer.	Luckenbach Line	Boston, Mass.	Seattle, Wash.	General.....	2,470
Akaroa.....	19	20	Brit.	Shaw, Savill & Albion	London, Eng.	Auckland, N.Z.	General.....	2,550
Buenos Aires.....	18	19	Swed.	Johnson Line	Goth'burg, Swed.	Vancouver, B.C.	General.....	4,386
Charles R. McCormick.	19	19	Amer.	McCormick S.S. Co.	Norfolk, Va.	Tacoma, Wash.	General.....	4,272
President Wilson.	19	20	Amer.	Dollar Line	New York, N.Y.	S. Francisco, Cal.	General.....	2,348
California.....	20	20	Amer.	Panama-Pacific Line.	New York, N.Y.	S. Francisco, Cal.	General.....	2,805
Santos Maru.....	19	20	Jap.	Osaka Shosen Kaisha	Buenos Aires, Arg.	Kobe, Japan	General.....	3,515
Herman F. Whiton	19	20	Amer.	Union Sulphur Co.	Galveston, Texas	Tacoma, Wash.	(20) 5,630	
Pacific Reliance.....	19	20	Brit.	Furness, Withy & Co.	Manchester, Eng.	Vancouver, B.C.	General.....	576
Siamese Prince.....	20	20	Brit.	Furness Prince Line.	New York, N.Y.	Hongkong, China	General.....	2,831
Amerikaland.....	20	20	Swed.	Ore S.S. Corp.	Baltimore, Md.	Cruz Gr'de, Chile	Ballast.....	
Quitechouan.....	20	22	Brit.	Union Nav. Co., Belize	Belize, Brit. Hon.	Vancouver, B.C.	Ballast.....	
Nuevo Panama.....	19	21	Pan.	Elliot Ship & Land Co.	Cristobal, C.Z.	B'ventura, Col.	General.....	100
Santa Rita.....	21	21	Amer.	Grace Line	New York, N.Y.	Valparaiso, Chile.	General.....	875
Acajutla.....	14	21	Brit.	Pacific Steam Nav. Co.	Cristobal, C.Z.	Champ'ico, Guat.	General.....	306
Athelregent.....	20	21	Brit.	H. P. Drewry	Swansea, Eng.	La Libertad, Ecu.	Ballast.....	
Vermar.....	21	21	Amer.	Calmar S.S. Corp.	Baltimore, Md.	Seattle, Wash.	Steel, gen.....	5,762
Alaskan.....	21	21	Amer.	Amer.-Hawaiian Line.	Boston, Mass.	Portland, Oreg.	General.....	2,205
Nonnevile.....	21	21	Nor.	A.F. Klaveness & Co.	Baltimore, Md.	Victoria, B.C.	Ballast.....	
Zenon.....	20	21	Fr.	French Line	Havre, France.	Coronel, Chile	(21) 721	
Shestad.....	21	21	Nor.	Fern Line	Houston, Texas.	Yokohama, Japan	Cotton.....	4,217
Santa Paula.....	21	22	Amer.	Panama Mail S.S. Co.	Philadelphia, Pa.	Seattle, Wash.	General.....	3,114
E. M. Clark.....	22	22	Amer.	Standard Ship. Co.	New York, N.Y.	Los Angeles, Cal.	Ballast.....	
Mercury Sun.....	22	22	Amer.	Shell Oil Co.	Baltimore, Md.	Los Angeles, Cal.	Ballast.....	
Salvus.....	22	22	Brit.	W. H. Seager & Co.	Galveston, Tex.	Auckland, N.Z.	Sulphur.....	6,950
Boskoop.....	22	22	Neth.	Royal Neth. S.S. Co.	Hamburg, Ger.	Corral, Chile.	General.....	1,234
F. Q. Barstow.....	22	22	Amer.	Standard Ship. Co.	New York, N.Y.	Los Angeles, Cal.	Ballast.....	
Libertador.....	21	22	Pan.	National Nav. Co.	Cristobal, C.Z.	Balboa, C.Z.	Ballast.....	
El Soná.....	21	22	Pan.	National Nav. Co.	Cristobal, C.Z.	Balboa, C.Z.	Ballast.....	
San Jose.....	22	23	Fr.	French Line	Havre, France.	Vancouver, B.C.	(22) 2,811	
Penrith Castle.....	22	23	Brit.	Barber S.S. Line.	New York, N.Y.	Moji, Japan.	General.....	3,299
W. S. Miller.....	22	23	Amer.	Shell Oil Co.	Fall River, Mass.	Los Angeles, Cal.	Ballast.....	
Point Brava.....	23	23	Amer.	Swayne & Hoyt	New Orleans, La.	S. Francisco, Cal.	General.....	4,864
Steel Mariner.....	23	24	Amer.	Isthmian S.S. Lines	Baltimore, Md.	Shanghai, China.	Gen., phos'te	4,408
Gisla.....	23	23	Nor.	Westfall, Larsen & Co.	Buenos Aires, Arg.	Los Angeles, Cal.	General.....	3,297
Gregalia.....	23	23	Brit.	Donaldson Bros.	Glasgow, Scot.	Vancouver, B.C.	General.....	537
San Francisco.....	23	23	Ger.	Hamburg-Amer. Line.	Hamburg, Ger.	Vancouver, B.C.	General.....	2,782
Larchbank.....	23	24	Brit.	Andrew Weir & Co.	Galveston, Texas	Yarraville, Aus'lia	Sulphur.....	7,875

1 Tanker. 2 Motor ship. 3 Motor schooner. 4 Tug. 5 Launch. 6 Submarine. 7 Mine sweeper. 8 Lubricating oil, kerosene. 9 Towing barge. 10 Towing submarine S-48. 11 Cotton, scrap steel, tinplate. 12 Iron, steel, salt, general. 13 Lubricating oil, general. 14 Cotton, tobacco, etc. 15 Sulphur, potash. 16 Iron, zinc, general. 17 Coke, iron, steel, sulphate, general.

ATLANTIC TO PACIFIC—Continued

Ship	Date arrived	Date cleared	Nationality	Line (Charterer or operator)	Port		Cargo	
					From—	For—	Nature	Tons
Perry L. Smithers	23	24	Amer.	Northland Transp. Co.	Freeport, Tex.	Los Angeles, Cal.	Sulphur	5,587
Henry S. Grove	24	24	Amer.	Argonaut Line	Albany, N.Y.	Seattle, Wash.	Gen. steel	2,878
Welcombe	24	24	Brit.	Andrew Weir & Co.	Halifax, N.S.	Nauro	Ballast	
Steel Ranger	24	24	Amer.	Isthmian S.S. Lines	Baltimore, Md.	Seattle, Wash.	Steel, gen.	4,643
Florence Luckenbach	24	24	Amer.	Luckenbach Line	New York, N.Y.	S. Francisco, Cal.	General	136
Mexican	24	24	Amer.	Amer.-Hawaiian Line	Boston, Mass.	Tacoma, Wash.	General	2,363
Cerigo	23	24	Ger.	Hamburg-Amer. Line	Cristobal, C.Z.	Guayaquil, Ecuador	General	292
Northern Sun ²	24	24	Amer.	Sun Oil Co.	Perth A'boy, N.J.	Los Angeles, Cal.	Ballast	
Vino Tinto ²	23		Pan.	Standard Fruit Co.	Gatun, C.Z.	Cristobal, C.Z.	(¹⁴)	
W. S. Farish	24	25	Amer.	Standard Ship. Co.	New York, N.Y.	Los Angeles, Cal.	Ballast	
Reginolite ²	25	25	Brit.	Imperial Oil Co.	Montreal, Can.	Talara, Peru	Ballast	
Silverelm ²	25	25	Brit.	Silver Line, Ltd.	New Orleans, La.	Kobe, Japan	Cotton	4,706
S-137			Amer.	U.S. Navy	Cristobal, C.Z.	Balboa, C.Z.	Ballast	
Hadleigh	25	25	Brit.	Anglo-Can. Ship. Co.	Cardiff, Wales	Vancouver, B.C.	Ballast	
Tokai Maru ²	25	25	Jap.	Osaka Shosen Kaisha	Philadelphia, Pa.	Kobe, Japan	General	7,072
Missoula	25	26	Amer.	Stauffer Chem. Co.	Freeport, Tex.	Los Angeles, Cal.	Sulphur	5,913
Edward Luckenbach	25	26	Amer.	Luckenbach Line	Boston, Mass.	Seattle, Wash.	Ballast	
Sambu ³	24	26	Pan.	Hans Elliott	Cristobal, C.Z.	Pto. Arm'les, R.P.	Lumber	25
Orduna	25	26	Brit.	Pacific Steam Nav. Co.	Liverpool, Eng.	Talcahuano, Chile	General	2,201
Skramstad ²	25	26	Nor.	Fern Line	Corpus Ch'ti, Tex.	Shanghai, China	Cotton	4,419
Tacoma Star	26	26	Brit.	Blue Star Line	N. Shields, Eng.	Vancouver, B.C.	Ballast	
Lewis Luckenbach	26	26	Amer.	Luckenbach Line	New York, N.Y.	Seattle, Wash.	General	3,190
San Gill	26	27	Pan.	United Fruit Co.	Pto. Colombia, Col.	Pto. Arm'les, R.P.	Ballast	
Azumana Maru ²	26	27	Jap.	Mitsui & Co.	New York, N.Y.	Nagasaki, Japan	(¹⁵)	6,333
San Rafael	26	26	Amer.	States S.S. Co.	New York, N.Y.	Seattle, Wash.	General	2,239
Standard ²	26	26	Amer.	Standard Ship. Co.	New York, N.Y.	Los Angeles, Cal.	Ballast	
Tuira ²	25	26	Pan.	Hans Elliott	Cristobal, C.Z.	Balboa, C.Z.	Ballast	
Santa Ana	26	27	Amer.	Panama Mail S.S. Co.	New York, N.Y.	S. Francisco, Cal.	General	2,374
President Van Buren	27	27	Amer.	Dollar Line	New York, N.Y.	S. Francisco, Cal.	General	3,747
El Aleto ²	26	27	Brit.	Anglo-Ecuador. Oil Co.	Philadelphia, Pa.	La Libertad, Ecu.	Ballast	
Flomar	27	27	Amer.	Calmar S.S. Corp.	Baltimore, Md.	Seattle, Wash.	Gen. steel	4,219
Charles Edward ²	27		Brit.	Union Navigation Co.	Belize, Br. Hond.	Vancouver, B.C.	Ballast	
Santa Maria ²	26	27	Amer.	Grace Line	New York, N.Y.	Valparaiso, Chile	General	3,237
William Green ²	27	27	Amer.	Standard Ship. Co.	Baltimore, Md.	Los Angeles, Cal.	Ballast	
Nuevo Panama ²	26	28	Pan.	Elliott Ship. & Land Co.	Cristobal, C.Z.	B'ventura, Col.	General	75
M.A.S. ^{2,3}	24		Ital.	Geraci Francesco	Naples, Italy	Round the world	Ballast	
Real ²	26	27	Pan.	Hans Elliott	Cristobal, C.Z.	Pto. Arm'les, R.P.	Gen. lumber	45
Tulsagas ²	27	28	Amer.	Tidewater Oil Co.	New York, N.Y.	S. Francisco, Cal.	(¹⁶)	1,187
Frantz Klases ²	27	28	Danz.	Baltic-Amer. Pet. Co.	Rotterdam, Neth.	Talara, Peru	Ballast	
Port Gisborne ²	27	28	Brit.	Com'lth & Dom. Line	London, Eng.	Lyttleton, N.Z.	General	2,150
Wichita ²	27	28	Amer.	Roosevelt S.S. Co.	New York, N.Y.	Los Angeles, Cal.	General	1,913
Patrick Henry	28	28	Amer.	Lykes Bros. Ripley Co.	Pensacola, Fla.	Manila, P.I.	(¹⁷)	5,576
Peter Hurl ²	28	28	Danz.	W. Tankerschiff Rhed'i.	Vallo, Norway	Talara, Peru	Ballast	
Exanthia	28	28	Amer.	Shepard S.S. Co.	Chester, Pa.	Tacoma, Wash.	General	2,681
Pennsylvanian	28	28	Amer.	Amer.-Hawaiian Line	Boston, Mass.	Portland, Oreg.	General	2,808
Tuscan Star	28	28	Brit.	Blue Star Line	London, Eng.	Wellington, N.Z.	Ballast	
H. M. Storey ²	28	29	Amer.	James B. Berry Sons	Tiverton, R.I.	Los Angeles, Cal.	Ballast	
City of Rayville ²	28	29	Amer.	Roosevelt S.S. Co.	New York, N.Y.	Brisbane, Aust.	General	3,704
Sidney M. Hauptman	29	29	Amer.	McCormick S.S. Co.	Albany, N.Y.	Tacoma, Wash.	(¹⁸)	1,593
Cerro Azul ²	29	29	Amer.	Union Oil Co.	Baltimore, Md.	Los Angeles, Cal.	Ballast	
Gertrude Maersk ²	29	29	Dan.	A. P. Moller	Baltimore, Md.	Cebu, P.I.	General	6,180
D. G. Scofield ²	29	29	Amer.	Standard Oil Co.	Fall River, Mass.	Los Angeles, Cal.	Ballast	
J. A. Moffett, jr. ²	29	29	Amer.	Standard Ship. Co.	Baltimore, Md.	Los Angeles, Cal.	Ballast	
Gertrude Kellogg ²	29	30	Amer.	Kellogg S.S. Co.	Houston, Tex.	S. Francisco, Cal.	(¹⁹)	3,250
Robin Goodfellow	30	30	Amer.	Luckenbach Line	Houston, Tex.	Tacoma, Wash.	Steel, gen.	6,143
Hegira	30	30	Amer.	Pac. Coast Dir. Lines	Norfolk, Va.	Seattle, Wash.	General	616
Los Angeles ²	30	30	Amer.	Union Oil Co.	Boston, Mass.	Los Angeles, Cal.	Ballast	
Manizales	22	30	Ger.	North German Lloyd	Cristobal, C.Z.	Guayaquil, Ecuador	General	130
Erfurt ²	29	30	Ger.	North German Lloyd	Hamburg, Ger.	Valparaiso, Chile	General	2,803
Col. Riche ²			Amer.	U.S. Army	Cristobal, C.Z.	Gatun, C.Z.	Ballast	
Jacob Ruppert	30	3	Amer.	Byrd Expedition	Boston, Mass.	New Zealand	Equipment	
Damsterdyk ²	30	31	Neth.	Holland-Amer. Line	Rotterdam, Neth.	Vancouver, B.C.	General	1,285
Willmot ²	31	31	Amer.	Williams S.S. Line	Baltimore, Md.	Seattle, Wash.	General	1,550
Taketoyo Maru	31	31	Jap.	Nippon Yusen Kaisha	Baltimore, Md.	Kobe, Japan	(²⁰)	8,575
Bolton Castle	31	31	Brit.	Garson Iron & Steel	Newp't News, Va.	Yawata, Japan	Serap iron	7,637
Prince Rupert City	31	31	Brit.	Reardon Smith Line	Cardiff, Wales	Vancouver, B.C.	Ballast	
Gulfigen ²	31	31	Amer.	Gulf Refining Co.	New York, N.Y.	Los Angeles, Cal.	Ballast	
American Oriole	31	31	Amer.	Gen. Chemical Co.	Freeport, Tex.	Los Angeles, Cal.	Sulphur	5,972

¹ Tanker. ² Motor ship. ³ Motor schooner. ⁴ Launch. ⁵ Submarine. ⁶ Yawl. ⁷ Towing barge. ⁸ Cotton, rosin, general. ⁹ Lubricating oil, grease. ¹⁰ Cotton, brick, etc. ¹¹ Steel, pipe, general. ¹² Cotton, linseed oil. ¹³ Phosphate, cotton, lubricating oil, steel, etc.

ATLANTIC TO PACIFIC—Continued

Ship	Date arrived	Date cleared	Nationality	Line (Charterer or operator)	Port		Cargo	
					From—	For—	Nature	Tons
Filleigh.....	31	1	Brit...	Dale & Co.....	Barry, England.	Vancouver, B.C.	Ballast.....	
Tilsington Court.	1	1	Brit...	United British Co...	Tyne, England.	Vancouver, B.C.	Ballast.....	
Marconi ¹	31	1	Pan...	A. Valdez.....	Cristobal, C.Z.	Balboa, C.Z.	Ballast.....	
Beljeanne ¹	1	1	Nor...	Anglo-Amer. Ship. Co.	Stavanger, Nor.	Vancouver, B.C.	Ballast.....	
Vancouver City ²	1	1	Brit...	Sir W. R. Smith Sons.	Tampa, Fla.	Shanghai, China.	(¹³)	8,344
Dilworth ¹	1	1	Amer.	Shell Eastern Pet. Co.	Baltimore, Md.	Los Angeles, Cal.	Ballast.....	
Pukkastan.....	1	1	Brit...	Anglo-Can. Ship. Co.	N. Shields, Eng.	Vancouver, B.C.	Ballast.....	
Dakotan.....	1	1	Amer.	Amer.-Hawaiian Line.	Boston, Mass.	Seattle, Wash.	General.....	1,482
Sangstad ²	1	1	Nor...	Fern Line.....	New Orleans, La.	Shanghai, China.	Cotton, gen.	4,470
Tuira ³	31	2	Pan...	Hans Elliot.....	Cristobal, C.Z.	Panama, R.P.	Ballast.....	
Dorothy Luckenbach.	1	2	Amer.	Luckenbach Line.....	Boston, Mass.	Seattle, Wash.	General.....	2,065
Steel Trader.....	2	2	Amer.	Isthmian S.S. Lines.	Baltimore, Md.	Seattle, Wash.	Steel, gen.	4,692
Rangitane ²	2	2	Brit...	N.Z. Shipping Co.	London, Eng.	Auckland, N.Z.	General.....	2,670
Nordhval ²	2	2	Dan...	S.S. Co. "Norden"	Chester, Pa.	Cape Flattery ¹⁷	Ballast.....	
Vancolie ²	2	2	Brit...	Imperial Oil Co.	New York, N.Y.	Talara, Peru.	Ballast.....	
W. S. Rheem ²	2	2	Amer.	Standard Ship. Co.	New York, N.Y.	Los Angeles, Cal.	Ballast.....	
Este.....	2	2	Ger...	North German Lloyd.	Hamburg, Ger.	Vancouver, B.C.	General.....	4,441
Oregon Express ²	2	3	Nor...	Fruit Express Line.	Copenhagen, Den.	Seattle, Wash.	Ballast.....	
Real ³	31	2	Pan...	Hans Elliot.....	Cristobal, C.Z.	Pto. Armles, R.P.	General.....	50
President Pierce.....	2	3	Amer.	Dollar Line.....	New York, N.Y.	Manila, P.I.	(¹⁴)	2,129
Virginia.....	3	3	Amer.	Panama-Pacific Line.	New York, N.Y.	S. Francisco, Cal.	General.....	3,354
Silvertask ²	2	3	Brit...	Kerr S.S. Co.	New York, N.Y.	Singapore, St. Set.	Tobacco, gen.	2,278
Barbara Cates.....	3	3	Amer.	Sudden & Christenson	Jacksonville, Fla.	Tacoma, Wash.	General.....	2,664
Dryden.....	3	3	Amer.	Lyles Bros. Ripley Co	Houston, Tex.	Manila, P.I.	(¹⁵)	5,277
Nuevo Panama ²	2	4	Pan...	Elliot Ship. & Land Co	Cristobal, C.Z.	B'ventura, Col.	General.....	125
Trimountain ²	3	4	Amer.	Home Oil Co.	New York, N.Y.	Los Angeles, Cal.	Ballast.....	
Abraham Lincoln ²	3	5	Nor...	Fred Olsen Line.....	Oslo, Norway.	Vancouver, B.C.	General.....	2,043
Chilore.....	3	4	Amer.	Ore S.S. Corp.	Baltimore, Md.	Cruz Gr'de, Chile	Ballast.....	
City of Norwich.....	3	4	Brit...	Ellerman & Bucknall.	Philadelphia, Pa.	Dairen, China.	General.....	3,657
San Diego.....	3	4	Fr...	French Line.....	Havre, France.	Vancouver, B.C.	(¹⁶)	2,954
San Gabriel.....	4	4	Amer.	States S.S. Co.	New York, N.Y.	Seattle, Wash.	General.....	2,502
Point Palmas.....	4	4	Amer.	Swayne & Hoyt.....	Houston, Tex.	Seattle, Wash.	General.....	4,062
Henry D. Whiton.....	4	5	Amer.	Texas Gulf Sulphur.	Galveston, Tex.	Dupont, Wash.	Sulphur.....	6,200
Arizonan.....	4	5	Amer.	Amer.-Hawaiian Line.	Boston, Mass.	Portland, Oreg.	General.....	2,577
Santa Rosa.....	4	5	Amer.	Panama Mail S.S. Co.	New York, N.Y.	Seattle, Wash.	Gen., coffee	3,732
Salvador.....	28	5	Brit...	Pacific Steam Nav. Co.	Cristobal, C.Z.	Champico, Guat.	General.....	810
Tai Ping ²	4	5	Nor...	Barber S.S. Line.....	New York, N.Y.	Shanghai, China.	General.....	1,853
Santa Olivia.....	4	5	Amer.	Grace Line.....	New York, N.Y.	Talcahuano, Chile	General.....	2,127
Southern Sun ²	5	5	Amer.	Sun Oil Co.	Marcus Hook, Pa.	Los Angeles, Cal.	Ballast.....	
Norfolk.....	5	5	Brit...	Fed. Steam Nav. Co.	Falmouth, Eng.	New Zealand.	Ballast.....	
Durazuo.....	28	5	Ger...	Hamburg-Amer. Line.	Cristobal, C.Z.	Guayaquil, Ecuador	General.....	339
Dardanus.....	5	5	Brit...	Alfred Holt & Co.	Savannah, Ga.	Shanghai, China.	General.....	5,918
El Libertador ³	4	5	Pan...	National Nav. Co.	Cristobal, C.Z.	Panama, R.P.	Ballast.....	
West Ira.....	5	6	Amer.	McCormick S.S. Co.	Rosario, Arg.	Vancouver, B.C.	General.....	4,866
Salinas ¹	3	6	Amer.	U.S. Navy.....	Cristobal, C.Z.	Los Angeles, Cal.	Ballast.....	
Pacific Ranger ²	5	6	Brit...	Furness, Withy & Co.	Glasgow, Scot.	Vancouver, B.C.	General.....	730
Port Dunedin ²	5	6	Brit...	Cunard Line.....	London, Eng.	Dunedin, N.Z.	General.....	523
Canadian Highlander.	5	6	Brit...	Can. Nat. Steamships	Montreal, Can.	Lyttelton, N.Z.	Paper, steel.	3,364
Karama ²	6	7	Brit...	Shaw, Savill & Albion	Glasgow, Scot.	N. Plymouth, N.Z.	General.....	6,443
Glaucus.....	6	7	Brit...	Booth Amer. Ship. Co.	New York, N.Y.	Yokohama, Jap.	General.....	4,019
Manatawny ¹	6	6	Amer.	The Barrett Co.	New York, N.Y.	Long Beach, Cal.	Creosote.....	4,204
Col. Riche ²	Amer.	U.S. Army.....	Cristobal, C.Z.	Gatun, C.Z.	Ballast.....	
Archangelos.....	6	7	Greek.	S. Livanos.....	Greenock, Scot.	Pt. Chicama, Peru	Ballast.....	
Point Sur.....	7	7	Amer.	Gulf-Pacific Line.....	Corpus Ch'ti, Tex.	Seattle, Wash.	Rice, lumber	2,797
Gulferest ²	7	7	Amer.	Gulf Refining Co.	New York, N.Y.	Los Angeles, Cal.	Ballast.....	
Parthenia.....	7	8	Brit...	Donaldson Line.....	Glasgow, Scot.	Vancouver, B.C.	General.....	755
Chateau Thierry ⁸	8	8	Amer.	U.S. Army.....	New York, N.Y.	Honolulu, T.H.	General.....	966
Laguna ²	7	7	Brit...	Pacific Steam Nav. Co	Hull, England.	Magallanes, Chile	General.....	3,313
Crossington Court. ²	7	8	Brit...	Anglo-Canadian Co.	London, Eng.	Vancouver, B.C.	Ballast.....	
Gulfpenn ¹	7	8	Amer.	Gulf Refining Co.	Savannah, Ga.	Los Angeles, Cal.	Ballast.....	
Ciport ⁵	Pan...	Max Bilgray.....	Cristobal, C.Z.	Gatun, C.Z.	Ballast.....	
Gen. Wm. M. Graham. ¹¹	Amer.	U.S. Army.....	Cristobal, C.Z.	Balboa, C.Z.	Ballast.....	
J-26 ⁵	Amer.	U.S. Army.....	Cristobal, C.Z.	Gatun, C.Z.	Ballast.....	
City of Bedford.....	7	8	Brit...	Norton, Lilly & Co.	Paulsboro, N.J.	Sydney, Aust'lia.	Gen., oils.....	4,884
Missourian ²	7	8	Amer.	Amer.-Hawaiian Line.	Boston, Mass.	Seattle, Wash.	General.....	2,072
Julia Luckenbach.	8	8	Amer.	Luckenbach Line.....	Boston, Mass.	Los Angeles, Cal.	Ballast.....	
Comet ²	8	8	Amer.	Stand. Vacuum Tr'p's	New York, N.Y.	Los Angeles, Cal.	Ballast.....	
Royal Star.....	8	8	Brit...	Blue Star Line.....	Liverpool, Eng.	Vancouver, B.C.	Ballast.....	
Tosca ²	8	9	Nor...	Knut Knutsen.....	Oslo, Norway.	Valparaiso, Chile.	General.....	3,494
Innaron ²	8	8	Swed.	Transatlantic S.S. Co.	Miami, Fla.	Vancouver, B.C.	Ballast.....	
Steel Scientist.....	7	8	Amer.	Isthmian S.S. Lines	Baltimore, Md.	Penang, St. Set.	(¹⁸)	4,970
Ville D'Amiens.....	8	8	Fr...	Messageries Marit'ies.	Dunkirk, France.	Noumea, N. Caled	General.....	1,093
Sambu ²	7	8	Pan...	Hans Elliot.....	Cristobal, C.Z.	Panama, R.P.	Ballast.....	

¹ Tanker. ² Motor ship. ³ Motor schooner. ⁵ Launch. ⁸ Transport. ¹¹ Mine planter. ¹³ Cotton, phosphate. ¹⁴ Autos, machinery, general. ¹⁵ Cotton, oil products, etc. ¹⁶ General, silica sand. ¹⁷ For orders. ¹⁸ Steel, tin, general.

ATLANTIC TO PACIFIC—Continued

Ship	Date arrived	Date cleared	Nationality	Line (Charterer or operator)	Port		Cargo	
					From—	For—	Nature	Tons
Orazio ¹	8	9	Ital.	Societa Italia	Genoa, Italy	Valparaiso, Chile	General	1,150
Nelson Traveler	8	9	Amer.	Nelson Line	Albany, N.Y.	Seattle, Wash.	General	2,199
San Blas	9	10	Pan.	United Fruit Co.	Philadelphia, Pa.	Pto. Arm's, R.P.	Ballast	
James McGee ¹	8	9	Amer.	Standard Ship. Co.	Aruba, D.W.I.	Los Angeles, Cal.	Ballast	
Portland Maru	8	9	Jap.	Kokusai Kisen Kaisha	Galveston, Tex.	Yawata, Japan	(¹⁶)	5,965
J. L. Luckenbach	9	9	Amer.	Luckenbach Line	Boston, Mass.	Seattle, Wash.	General	2,872
Hoegh Trader ²	9	9	Nor.	Leif Hoegh	New York, N.Y.	Vancouver, B.C.	Ballast	
Elisha Walker ²	9	9	Amer.	Standard Ship. Co.	New York, N.Y.	Los Angeles, Cal.	Ballast	
Tuira ³	8	9	Pan.	Hans Elliot	Cristobal, C.Z.	Panama, R.P.	Ballast	
Real ³	8	9	Pan.	Hans Elliot	Cristobal, C.Z.	Panama, R.P.	Ballast	
Poljana	9	10	Nor.	Knutsen Line	Haugesund, Nor.	Vancouver, B.C.	Ballast	
Fordefjord ²	9	10	Nor.	Chilean Nitrate Sales	Mobile, Ala.	Iquique, Chile	Ballast	
President Garfield	10	10	Amer.	Dollar Line	New York, N.Y.	S. Francisco, Cal.	General	3,748
West Notus	10	10	Amer.	McCormick S.S. Co.	Norfolk, Va.	Tacoma, Wash.	General	3,789
Ashby	10	10	Brit.	Dale & Co.	Boston, Mass.	Vancouver, B.C.	General	
Santa Elisa	9	11	Amer.	Panama Mail S.S. Co.	New York, N.Y.	S. Francisco, Cal.	General	1,720
Bralanta ²	10	10	Nor.	Anglo-Saxon Pet. Co.	Buller Cay, D.W.I.	Antofagasta, Chile	Benzine	10,795
Santa Barbara ²	9	11	Amer.	Grace Line	New York, N.Y.	Valparaiso, Chile	General	2,553
Fiscus	10	11	Brit.	Cuban Trading Co.	Manati, Cuba	Auckland, N.Z.	Sugar	7,764
Ludington ³	9	12	Amer.	U.S. Army	Brooklyn, N.Y.	Manila, P.I.	Supplies	2,565
Wimborne	10	11	Brit.	Evan Thos. Radcliffe	Baltimore, Md.	Vancouver, B.C.	Ballast	
Hertford	11	11	Brit.	N.Z. Shipping Co.	Liverpool, Eng.	Auckland, N.Z.	Ballast	
Katrina Luckenbach	11	11	Amer.	Luckenbach Line	Houston, Tex.	Seattle, Wash.	General	7,000
Hindanger ²	11	11	Nor.	Westfal, Larsen & Co.	Rotterdam, Neth.	Vancouver, B.C.	Ballast	
Lossiebank ²	11	11	Brit.	Bark Line	Baltimore, Md.	Shanghai, China	General	2,661
Odenwald ²	10	11	Ger.	Hamburg-Amer. Line	Hamburg, Ger.	Valparaiso, Chile	General	2,431
Ramillies	10	11	Brit.	John Cory & Sons	Newcastle, Eng.	Vancouver, B.C.	Ballast	
Witram	11	11	Ger.	North German Lloyd	Bremen, Ger.	Vancouver, B.C.	Ballast	
Annie Johnson ²	11	12	Swed.	Johnson Line	Goth'burg, Swed.	Vancouver, B.C.	General	354
Nuevo Panama ²	11	14	Pan.	Elliot Ship. & Land Co.	Cristobal, C.Z.	Y'ventura, Col.	General	100
Montreal Maru	11	12	Jap.	Kawasaki K. Kaisha	Galveston, Tex.	Yokohama, Jap.	(¹⁷)	3,792
Meton ²	11	12	Amer.	Shell Eastern Pet. Co.	Newport News	Los Angeles, Cal.	Ballast	
Tigre ²	11	12	Nor.	W. Wilhelmsen	New York, N.Y.	Vancouver, B.C.	Ballast	
Oregonian	11	12	Amer.	Amer.-Hawaiian Line	Boston, Mass.	Portland, Oreg.	General	2,096
Georgian	12	12	Amer.	Williams S.S. Line	Baltimore, Md.	Seattle, Wash.	General	994
Plow City	12	12	Amer.	Continental Grain Co.	Norfolk, Va.	S. Francisco, Cal.	Ballast	
Canadian Scottish	12	12	Brit.	Can. Nat. Steamships	Montreal, Can.	Brisbane, Aus'lia	General	1,612
F. H. Hillman ¹	12	12	Amer.	Standard Oil Co.	New York, N.Y.	Los Angeles, Cal.	Ballast	
Washington ²	12	12	Fr.	French Line	Antwerp, Belgium	Vancouver, B.C.	General	2,352
Charles G. Black	12	13	Amer.	Standard Ship. Co.	Baltimore, Md.	Los Angeles, Cal.	Ballast	
Losmar	12	14	Amer.	Calmar Line	Baltimore, Md.	Seattle, Wash.	Steel, gen.	7,842
Celina ²	12	13	Ital.	Nav. Lib. Triestina	Trieste, Italy	Vancouver, B.C.	General	1,125
S-13 ⁷			Amer.	U.S. Navy	Cristobal, C.Z.	Balboa, C.Z.	Ballast	
S-15 ⁷			Amer.	U.S. Navy	Cristobal, C.Z.	Balboa, C.Z.	Ballast	
S-16 ⁷			Amer.	U.S. Navy	Cristobal, C.Z.	Balboa, C.Z.	Ballast	
S-17 ⁷			Amer.	U.S. Navy	Cristobal, C.Z.	Balboa, C.Z.	Ballast	
Victrolite ²	12	13	Brit.	Imperial Oil Co.	New York, N.Y.	Talara, Peru	Ballast	
S-11 ⁷			Amer.	U.S. Navy	Cristobal, C.Z.	Balboa, C.Z.	Ballast	
S-12 ⁷			Amer.	U.S. Navy	Cristobal, C.Z.	Balboa, C.Z.	Ballast	
Mallard ²⁰			Amer.	U.S. Navy	Cristobal, C.Z.	Balboa, C.Z.	Ballast	
No. 223 ²¹			Amer.	U.S. Navy	Cristobal, C.Z.	Balboa, C.Z.	Ballast	
No. 353 ²¹			Amer.	U.S. Navy	Cristobal, C.Z.	Balboa, C.Z.	Ballast	
Benholm	12	13	Brit.	Norton Lilly & Co.	New York, N.Y.	Melbourne, Aus.	Asphalt, gen.	5,679
Huguenot ¹	12	13	Amer.	Richfield Oil Co.	Philadelphia, Pa.	Los Angeles, Cal.	Ballast	
John D. Archbold	12	13	Amer.	Standard Ship. Co.	New York, N.Y.	Los Angeles, Cal.	Ballast	
Kirishima Maru ²	13	13	Jap.	Kokusai Kisen Kaisha	New York, N.Y.	Yokohama, Jap.	Cotton, gen.	6,616
Dora ¹	13	13	Amer.	S.S. Dora Corp.	New Orleans, La.	Honolulu, T.H.	Ballast	
Ninna ²	13	14	Dan.	L. Lawitzen & Co.	Elsinore, Den.	Vancouver, B.C.	Ballast	
Cali	3	14	Ger.	North German Lloyd	Cristobal, C.Z.	Guayaquil, Ecuador	General	527
Retriever ²⁴			Amer.	U.S. Navy	Cristobal, C.Z.	Balboa, C.Z.	Ballast	
Benar of Oakland ²⁵	13	14	Brit.	Shaw, Savill & Albion	London, Eng.	Dunedin, N.Z.	Ballast	
Alkmaar	14	14	Neth.	Richard E. Byrd	Boston, Mass.	Dunedin, N.Z.	Ship's stores	
Alcides ²	14	14	Nor.	Royal Neth. S.S. Co.	Hamburg, Ger.	Talcahuano, Chile	General	1,741
Nankai Maru ²	14	14	Jap.	Anglo-Saxon Pet. Co.	Falmouth, Eng.	Los Angeles, Cal.	Ballast	
Col. Riches ²			Amer.	Osaka Shosen Kaisha	Boston, Mass.	Shanghai, China	General	7,846
Oakland ²	14	15	Ger.	U.S. Army	Cristobal, C.Z.	Gatun, C.Z.	Ballast	
Dalcroy	12	15	Brit.	Hamburg-Amer. Line	Hamburg, Ger.	Vancouver, B.C.	General	4,032
Cathwood ²	12	15	Amer.	United Steam Nav. Co.	St. Lucia, B.W.I.	Vancouver, B.C.	Ballast	
Athelprinces ²	14	15	Brit.	Union Oil Co.	Boston, Mass.	Los Angeles, Cal.	Ballast	
San Clemente	14	15	Amer.	United Molasses Co.	Albany, N.Y.	Los Angeles, Cal.	Ballast	
Kansan	15	15	Amer.	Quaker S.S. Line	New York, N.Y.	Tacoma, Wash.	General	1,761
Lochkatrine ²	15	15	Amer.	Amer.-Hawaiian Line	Boston, Mass.	Seattle, Wash.	General	2,105
Tuira ³	14	15	Pan.	Royal Mail Lines	Rotterdam, Neth.	Portland, Oreg.	General	872
El Colon ³	14	15	Pan.	Hans Elliot	Cristobal, C.Z.	Panama, R.P.	Ballast	
			Pan.	A. Valdez	Cristobal, C.Z.	Panama, R.P.	Ballast	

¹ Tanker. ² Motor ship. ³ Motor schooner. ⁴ Launch. ⁵ Submarine. ⁶ Transport. ⁷ Mine sweeper. ⁸ Sub-chaser. ⁹ Crane. ¹⁰ Auxiliary-bark. ¹¹ Cotton, rails, etc. ¹² Cotton, carbon black.

PACIFIC TO ATLANTIC

Ship	Date arrived	Date cleared	Nationality	Line (Charterer or operator)	Port		Cargo	
					From—	For—	Nature	Tons
San Bernardino...	16	16	Amer.	Quaker Line.....	Coos Bay, Oreg.	Bridgeport, Conn.	Lumber....	7,500
San Blas.....	16	16	Pan.	United Fruit Co.	Pto. Armañes, R.P.	Philadelphia, Pa.	(¹⁴)	1,039
Steel Engineer...	16	16	Amer.	Isthmian S.S. Lines.	Vancouver, B.C.	Swansea, Eng.	General....	8,223
Trepca.....	16	16	J'slav.	Cosach.....	Iquique, Chile...	Azores ¹⁵	Nitrate....	8,250
Benjamin Franklin ²	16	17	Nor.	Fred Olsen & Co.	Vancouver, B.C.	Antwerp, Belg.	General....	8,434
Meton ¹	16	16	Amer.	Shell Eastern Pet. Co.	Los Angeles, Cal.	Perth A'boy, N.J.	Naphtha....	9,258
Virginia.....	16	17	Amer.	Panama-Pacific Line.	S. Francisco, Cal.	New York, N.Y.	General....	6,929
Chilore.....	17	17	Amer.	Ore S.S. Corp.	Cruz Gr'de, Chile	Baltimore, Md.	Iron ore...	21,652
Lycia ²	16	17	Brit.	Anglo-Can. Ship. Co.	Victoria, B.C.	St. John, N.B.	Lumber, gen.	3,420
Brimanger ²	16	17	Nor.	Interocean S.S. Corp.	Los Angeles, Cal.	Havre, France...	General....	6,167
San Simeon.....	17	17	Amer.	Quaker Line.....	Portland, Oreg.	Philadelphia, Pa.	Lumber, gen.	7,034
Real ²	17	18	Pan.	Hans Elliott.	Darien, R.P.	Cristobal, C.Z.	Bananas....	40
Sambu ²	17	18	Pan.	Hans Elliott.	Darien, R.P.	Cristobal, C.Z.	(¹⁵)	20
Julia Luckenbach.	17	17	Amer.	Luckenbach Line.	Seattle, Wash.	Boston, Mass.	General....	8,328
Makiki.....	17	17	Amer.	Matson Nav. Co.	Hawaiian Islands	New York, N.Y.	Sugar.....	7,690
Marconi ²	17	18	Pan.	A. Valdez.....	Bayano, R.P.	Cristobal, C.Z.	Bananas....	56
Yankee Arrow ¹ ...	17	17	Amer.	Socony-Vacuum Corp.	Los Angeles, Cal.	New York, N.Y.	Gasoline....	11,684
Lautaro ²	17	17	Brit.	Pacific Steam Nav. Co.	Valparaiso, Chile.	Glasgow, Scot.	General....	6,820
Geisha ²	17	17	Nor.	Knut Knutsen.	Valparaiso, Chile.	Oslo, Norway...	General....	6,642
Queen City.....	17	17	Brit.	P. M. Holway S.S. Co.	Chemainus, B.C.	Cardiff, Wales...	General....	7,800
Borgestad ²	17	18	Nor.	Canadian Transp. Co.	Vancouver, B.C.	Hull, England...	Lumber, gen.	5,986
Point Caleta.....	17	18	Amer.	Gulf-Pacific Line.	Portland, Oreg.	Tampa, Fla.	(¹⁶)	6,690
Pacific Exporter ²	17	18	Brit.	Furness, Withy & Co.	Vancouver, B.C.	Glasgow, Scot.	General....	9,130
Southern Sun ² ...	17	18	Amer.	Sun Oil Co.	Los Angeles, Cal.	Chester, Pa.	Gasoline....	13,706
Sesostri.....	18	18	Ger.	Hamburg-Amer. Line.	San Antonio, Chile	Hamburg, Ger.	General....	5,113
Rangitara ²	17	18	Brit.	N.Z. Shipping Co.	Auckland, N.Z.	London, Eng.	Frozen, gen.	5,810
John Bakke ²	18	18	Nor.	Cascade Line.	Portland, Oreg.	Antwerp, Belg.	Fruit, gen.	5,276
Columbian.....	18	18	Amer.	Amer.-Hawaiian Line.	Seattle, Wash.	Boston, Mass.	Lumber, gen.	6,536
Lica Maersk.....	18	19	Dan.	Velasco & Ramilla Co.	Yavaros, Mexico.	Bilbao, Spain...	Chick peas.	3,818
Mallard, No. 44 ⁴	19	19	Amer.	U.S. Navy.....	Balboa, C.Z.	Cristobal, C.Z.		
George W. McKnight, ^{1 2}	19	19	Danz.	W. Tankschiff Rhed'i.	Talara, Peru....	Hamburg, Ger.	(¹⁷)	16,297
Gulferest ^{1 2}	19	19	Amer.	Gulf Refining Co.	Los Angeles, Cal.	New York, N.Y.	Fuel oil....	13,379
Nuevo Panama ² ...	19	20	Pan.	Elliott Ship. & Land Co.	B'ventura, Col.	Cristobal, C.Z.	Coffee.....	217
Lieut. Col. Schuam ⁴	19	20	Amer.	U.S. Army.....	Ped. Miguel, C.Z.	Cristobal, C.Z.		
Benverlich.....	19	20	Brit.	Ben Line, Ltd.	N. West'er, B.C.	London, Eng.	General....	6,607
Plow City.....	20	20	Amer.	General S.S. Co.	Portland, Oreg.	Hampton Rds., ¹⁸	Wheat.....	4,600
Santa Inez ²	20	20	Amer.	Grace Line.....	Valparaiso, Chile.	New York, N.Y.	General....	3,524
Hollywood.....	20	20	Amer.	Charles R. McCormick	Vancouver, B.C.	Buenos Aires, Arg.	Lumber, gen.	9,451
Santa Elisa.....	20	21	Amer.	Grace Line.....	S. Francisco, Cal.	New York, N.Y.	Can'd goods.	3,328
Heinrich V. Riedemann, ^{1 2}	20	20	Danz.	W. Tankschiff Rhed'i.	Talara, Peru....	Le Havre, France	Crude oil...	16,542
Steele.....	21	21	Amer.	Bethlehem Steel Co.	Cruz Gr'de, Chile	Baltimore, Md.	Iron ore...	21,652
Schwaben.....	20	21	Ger.	North German Lloyd.	Vancouver, B.C.	Bremen, Ger.	General....	10,352
Lapwing ⁴	21	21	Amer.	U.S. Navy.....	Balboa, C.Z.	Cristobal, C.Z.		
Condor.....	21	21	Chile.	Marcucia Hochschile.	Valparaiso, Chile.	New York, N.Y.	(¹⁹)	4,623
Wyoming.....	21	22	Fr.	French Line.....	Vancouver, B.C.	Le Havre, France	General....	7,594
Dirigo ¹	21	22	Amer.	The Texas Co.	Los Angeles, Cal.	Bayonne, N.J.	Gasoline....	8,335
El Libertador ² ...	21	22	Pan.	National Nav. Co.	Darien, R.P.	Cristobal, C.Z.	Bananas....	42
El Soná ²	21	22	Pan.	National Nav. Co.	Darien, R.P.	Cristobal, C.Z.	Bananas....	35
Constance Chandler.	21	21	Amer.	Arrow Line.....	Portland, Oreg.	Baltimore, Md.	Lumber, gen.	7,412
Leise Maersk ² ...	21	21	Dan.	A. P. Moller.....	Salaverry, Peru.	Philadelphia, Pa.	Sugar.....	4,720
Hokuroku Maru ¹	21	22	Jap.	Osaka Shosen Kaisha.	Hoilo, P.I.	Savannah, Ga.	General....	3,552
Wm. G. Warden ¹	21	22	Amer.	Standard Ship. Co.	Los Angeles, Cal.	Providence, R.I.	Fuel oil....	16,010
Walter A. Luckenbach.	21	22	Amer.	Luckenbach Line.	Seattle, Wash.	Boston, Mass.	General....	6,287
Manizales.....	21	30	Ger.	North German Lloyd.	Guayaquil, Ecuador	Cristobal, C.Z.	General....	728
Joseph Seep.....	22	22	Amer.	Standard Ship. Co.	Los Angeles, Cal.	Boston, Mass.	Fuel oil....	10,701
Sagadahoc.....	22	22	Amer.	Argonaut S.S. Co.	Port Alice, B.C.	Baltimore, Md.	Lumber, gen.	9,236
Amerika ²	22	22	Dan.	East Asiatic Co.	N. West'n'r, B.C.	Hull, England...	General....	8,020
La Paz ²	22	23	Brit.	Pacific Steam Nav. Co.	Valparaiso, Chile.	Liverpool, Eng.	General....	8,502
Kentuckian.....	22	23	Amer.	Amer.-Hawaiian Line.	Portland, Oreg.	Boston, Mass.	General....	7,090
Taihei Maru ² ...	22	23	Jap.	Mitsui Busan Kaosha.	Dairen, China...	Gulftort, Miss.	General....	6,205
Dorothy Cahill.	9	23	Amer.	Amer. Hawaiian Line.	Seattle, Wash.	Baltimore, Md.	Lumber, gen.	6,850
Cerigo.....	6	23	Ger.	Hamburg-Amer. Line.	Balboa, C.Z.	Cristobal, C.Z.	Ballast....	
West Cape.....	23	23	Amer.	McCormick S.S. Co.	Tacoma, Wash.	Philadelphia, Pa.	General....	6,707
Tai Yin ²	23	23	Nor.	Barber Line.....	Manila, P.I.	New York, N.Y.	General....	5,673
Bronxville ²	23	24	Nor.	Fern Line.....	Nehou, N. Caled.	Baltimore, Md.	Chrome ore.	8,000
Santa Elena.....	23	24	Amer.	Grace Line.....	Seattle, Wash.	New York, N.Y.	General....	4,910
Eugenia D ⁵	23	24	Colom.	S. Davis.....	Balboa, C.Z.	Cristobal, C.Z.	Ballast....	
Republic.....	23	24	Amer.	U.S. Army.....	Honolulu, T.H.	Brooklyn, N.Y.	Army stores.	670
Langleridge.....	23	24	Brit.	Nitrate Corp., Chile.	Iquique, Chile...	Azores ¹⁵	Nitrate....	6,057
Mathew Luckenbach.	23	24	Amer.	Luckenbach Line.	Portland, Oreg.	Mobile, Ala.	General....	5,970
Pacific Commerce ²	24	24	Brit.	Canadian Transp. Co.	Vancouver, B.C.	Montreal, Can.	General....	6,945

¹ Tanker. ² Motor ship. ⁴ Tug. ⁵ Launch. ¹³ For orders. ¹⁴ Bananas, machinery. ¹⁵ Bananas, plantains. ¹⁶ Lumber, sugar, general. ¹⁷ Gas oil, benzine. ¹⁸ Copper, ore, soda.

PACIFIC TO ATLANTIC—Continued

Ship	Date arrived	Date cleared	Nationality	Line (Charterer or operator)	Port		Cargo	
					From—	For—	Nature	Tons
Langleecrag	24	24	Brit.	F. Carrick & Co.	Victoria, B.C.	Avonmouth, Eng.	Wheat, lum ^r	8,528
Gulfwax ¹	24	24	Amer.	Gulf Refining Co.	Los Angeles, Cal.	New York, N.Y.	Fuel oil	14,063
Gulfpenn ¹	24	24	Amer.	Gulf Refining Co.	Los Angeles, Cal.	Savannah, Ga.	Fuel oil	13,377
Sambu ²	24	25	Pan.	Hans Elliott	Darien, R.P.	Cristobal, C.Z.	Bananas	21
Osiris ³	7	24	Ger.	Hamburg-Amer. Line.	Balboa, C.Z.	Hamburg, Ger.	General	6,525
Wm. Rockefeller ¹	24	25	Amer.	Standard Ship. Co.	Los Angeles, Cal.	New York, N.Y.	Fuel oil	21,493
F. H. Hillman ¹	24	25	Amer.	Standard Oil Co., N.J.	Los Angeles, Cal.	New York, N.Y.	Fuel oil	13,500
Victor Ross ²	24	25	Danz.	W. Tankschiff Rhed'i.	Talara, Peru	S'ampton, Eng.	Crude oil	16,854
Antares	22	26	Amer.	U.S. Navy	Los Angeles, Cal.	Philadelphia, Pa.	Navy stores	26
Real ²	25	27	Pan.	Hans Elliott	Darien, R.P.	Cristobal, C.Z.	Bananas	32
Tuira ²	25	26	Pan.	Hans Elliott	Darien, R.P.	Cristobal, C.Z.	Bananas	56
Norway Maru	24	25	Jap.	Kawasaki K. Kaisha	Kohnan, Korea	Jacksonville, Fla.	Gen., silk	6,822
Point Gorda	25	25	Amer.	Luckenbach Line	S. Francisco, Cal.	Houston, Tex.	(¹⁵)	2,686
Iowan	25	25	Amer.	Amer.-Hawaiian Line.	Seattle, Wash.	Boston, Mass.	General	7,782
Santa Barbara ²	25	26	Amer.	Grace Line	San Antonio, Chile	New York, N.Y.	General	3,025
Nike ¹	25	26	Swed.	Anglo-Saxon Pet. Co.	Los Angeles, Cal.	Lands End, Eng. ¹⁴	Gasoline	11,898
Steel Age	25	26	Amer.	Isthmian S.S. Lines	Kahului, T.H.	Baltimore, Md.	(¹⁶)	6,488
Cathwood ²	26	26	Amer.	Union Oil Co.	Los Angeles, Cal.	Tiverton, R.I.	Gasoline	8,660
Texmar	26	26	Amer.	Calmar S.S. Corp.	Los Angeles, Cal.	New York, N.Y.	General	1,274
Meandros	26	26	Greek	Gildemeister Co.	Salaverry, Peru	Cobh, Ireland ¹⁴	Sugar	8,140
Perene	26	27	Peru	Cia. Peru de Vapores	Callao, Peru	Iquitos, Peru	Coal, gen	1,782
Nuevo Panama ²	26	27	Pan.	EllintShip.&LandCo.	B'ventura, Col.	Cristobal, C.Z.	Coffee	215
Hudiksvall	26		Swed.	M. Velez	Tumaco, Col.	Cristobal, C.Z. ¹⁴	Ballast	
Lima ¹	10	27	Peru	Peruvian Navy	Callao, Peru	Iquitos, Peru	Displacement	1,780
Paul Luckenbach	27	27	Amer.	Luckenbach Line	Tacoma, Wash.	Boston, Mass.	Gen., lumber	8,494
Berganger ²	27	27	Nor.	Intercoean S.S. Corp.	Vancouver, B.C.	Le Havre, France	Grain, gen	7,665
Nordpol ²	27	27	Dan.	Chilean Nitrate Corp.	Iquique, Chile	Wilmington, N.C.	Nitrate	8,014
Salvador	27		Brit.	Pacific Steam Nav. Co.	Champerico, Guat	Cristobal, C.Z.	General	70
Durazzo	28		Ger.	Hamburg-Amer. Line.	Guayaquil, Ecuador	Cristobal, C.Z.	General	966
Bretagne ²	28	29	Dan.	Inter. Freightng Co.	Ant'fagasta, Chile	Norfolk, Va.	Nitrate	5,177
President Lincoln	29	29	Amer.	Dollar Line	Manila, P.I.	New York, N.Y.	General	5,894
Gothic Star	28	29	Brit.	Blue Star Line	N. Westm'r, B.C.	Newcastle, Eng.	Fruit, gen.	5,502
Charles Pratt ¹	29	29	Amer.	Standard Ship. Co.	Los Angeles, Cal.	New York, N.Y.	Fuel oil	15,000
W. H. Libby ¹	28	29	Amer.	Standard Ship. Co.	Los Angeles, Cal.	Portland, Me.	Fuel oil	7,900
Marsodak	29	29	Amer.	Cont. Grain Co.	Seattle, Wash.	Hampton Rds. ¹⁴	Wheat	5,268
Buffalo Bridge	29	29	Amer.	Cont. Grain Co.	Portland, Oreg.	New Orleans, La.	Wheat	4,643
Nevada	29	30	Fr.	French Line	Valparaiso, Chile	Le Havre, France	General	7,951
Leuna	29	30	Ger.	Hamburg-Amer. Line.	Portland, Oreg.	Hamburg, Ger.	General	7,700
Imperial Valley	29	30	Brit.	W. R. Smith & Sons.	Vancouver, B.C.	Liverpool, Eng.	General	7,789
Virgilio ²	29	31	Ital.	Italia Line	Valparaiso, Chile	Genoa, Italy	General	3,035
San Gil	29	30	Pan.	United Fruit Co.	Pto. Arm'les, R.P.	Philadelphia, Pa.	Bananas	65
Dinteldijk ²	29	30	Neth.	Holland-Amer. Line.	Vancouver, B.C.	Rotterdam, Neth.	General	9,687
Lebore	30	30	Amer.	Ore S.S. Corp.	Cruz Gr'de, Chile	Baltimore, Md.	Iron ore	21,650
Portland ²	30	30	Ger.	Hamburg-Amer. Line.	Vancouver, B.C.	Hamburg, Ger.	General	7,231
Peter Maersk ²	29	30	Dan.	Isbrandtsen Moller	Bais, P.I.	New York, N.Y.	General	6,646
Athelregent ²	29	30	Brit.	H. P. Drewry	La Libertad, Ecu.	Le Havre, France	Crude oil	13,380
Canadian Leader	30	31	Brit.	Can. Nat. Steamships	Lyttleton, N.Z.	Montreal, Can.	General	1,838
Californian ²	30	30	Amer.	Amer.-Hawaiian Line.	Portland, Oreg.	Boston, Mass.	General	9,014
Brynje ²	30	30	Nor.	Canadian Transp. Co.	Vancouver, B.C.	Antwerp, Belg.	Lumber, gen.	6,511
Point Bonita	29	30	Amer.	Gulf-Pac-Mail Line.	Seattle, Wash.	Lake Charles, La.	General	2,900
Laurine	30	30	Brit.	N. Z. Shipping Co.	Pt. Chalmers, N.Z.	Glasgow, Scot.	Frozen, gen.	5,965
Laurits Swenson ²	30	31	Nor.	Fred Olsen Line	Vancouver, B.C.	Oslo, Norway	General	6,436
Pennsylvania	30	31	Amer.	Panama-Pacific Line.	S. Francisco, Cal.	New York, N.Y.	General	6,335
Triglav	30	31	J. Slav.	Chilean Nitrate Co.	Iquique, Chile	Azores ¹⁴	Nitrate	10,340
Real ²	31	2	Pan.	Hans Elliott	Darien, R.P.	Cristobal, C.Z.	Bananas	19
Tuira ²	31	1	Pan.	Hans Elliott	Darien, R.P.	Cristobal, C.Z.	Bananas	38
Frumenton	30	31	Brit.	R. Chapman & Sons.	Vancouver, B.C.	Avonmouth, Eng.	Grain, lum ^r	11,020
Sunoil ¹	30	31	Amer.	Sun Oil Co.	Los Angeles, Cal.	Chester, Pa.	Gasoline	13,563
Atlantic	31	31	Amer.	Argonaut S.S. Co.	Seattle, Wash.	New York, N.Y.	Lumber, gen.	6,945
S-13 ¹			Amer.	U.S. Navy	Balboa, C.Z.	Cristobal, C.Z.		
Norman Star	31	31	Brit.	Blue Star Line	Seattle, Wash.	Buenos Aires, Arg.	Fruits	2,940
San Lucas	31	31	Amer.	Quaker Line	Portland, Oreg.	Philadelphia, Pa.	(¹⁷)	9,319
Marconi ¹	31	1	Pan.	A. Valdes	Bayano, R.P.	Cristobal, C.Z.	Bananas	68
Golden Mountain	31	31	Amer.	Williams S.S. Co.	Seattle, Wash.	Providence, R.I.	Lumber, gen.	7,286
Norfolk Maru	31	1	Jap.	Kawasaki S.S. Co.	Kobe, Japan	Houston, Tex.	General	4,610
Franklin K. Lane ²	31	1	Amer.	Standard Ship. Co.	Los Angeles, Cal.	Portland, Me.	Fuel oil	10,108
Isis ²	31	1	Ger.	Hamburg-Amer. Line.	Magallanes, Chile	Hamburg, Ger.	General	6,789
Nebraskan	1	1	Amer.	Amer.-Hawaiian Line.	Seattle, Wash.	Boston, Mass.	General	8,509
William A. McKenney	1	1	Amer.	McCormick S.S. Co.	Seattle, Wash.	Philadelphia, Pa.	Lumber, gen.	6,753
San Felipe	1	1	Amer.	Swayne & Hoyt	Portland, Oreg.	Mobile, Ala.	Lumber, gen.	6,927
Pacific Trader ²	1	2	Brit.	Furness, Withy & Co.	Vancouver, B.C.	Glasgow, Scot.	General	7,864
Susan V. Luckenbach	1	1	Amer.	Luckenbach Line	Seattle, Wash.	Boston, Mass.	Lumber, gen.	6,569
Jane Christenson	2	2	Amer.	Arrow Line	Seattle, Wash.	Baltimore, Md.	Lumber, gen.	7,782
Nuevo Panama ²	1	4	Pan.	ElliotShip.&LandCo.	B'ventura, Col.	Cristobal, C.Z.	Coffee	131
Port Hunter	2	2	Brit.	Com'lth & Dom. Line	Wellington, N.Z.	London, Eng.	Frozen, gen.	6,790
Balboa ²	2	2	Swed.	Johnson Line	N. Westm'r, B.C.	Stockholm, Swed.	Fruit, wheat	8,633

¹ Tanker.
goods, general.

² Motor ship.
¹⁶ Pineapples, sugar.

³ Launch.

⁷ Submarine.
¹⁷ Lumber, copper, general.

¹³ Sub-tender.

¹⁴ For orders.

¹⁵ Canned

PACIFIC TO ATLANTIC—Continued

Ship	Date arrived	Date cleared	Nationality	Line (Charterer or operator)	Port		Cargo	
					From—	For—	Nature	Tons
Harold Walker ¹	2	3	Amer.	Standard Ship. Co.	Los Angeles, Cal.	Boston, Mass.	Fuel oil	10,000
Salinas ²	1	6	Amer.	U.S. Navy	Los Angeles, Cal.	Cristobal, C.Z.		
Brilliant ¹	2	3	Amer.	Stand. Vacuum Tr'sp.	Los Angeles, Cal.	New York, N.Y.	Gasoline	12,846
Cali	2	3	Ger.	North German Lloyd	Guayaquil, Ecuador	Cristobal, C.Z.	General	1,060
Canadian Farmer	2	3	Brit.	Gt. Lakes Inter. Lines	Vancouver B.C.	Hamilton, Can.	General	2,786
Bennekom	2	4	Neth.	Royal Neth. S.S. Co.	Valparaiso, Chile	Hamburg, Ger.	General	8,806
Wisconsin	3	4	Fr.	French Line	Vancouver, B.C.	Havre, France	General	8,298
Santa Teresa	3	4	Amer.	Panama Mail S.S. Co.	S. Francisco, Cal.	New York, N.Y.	Coffee, gen.	3,407
Steel Inventor	3	4	Amer.	Isthmian S.S. Lines	N. West'm'r, B.C.	Dublin, Ireland	General	8,225
Calmar	3	4	Amer.	Calmar S.S. Corp.	Portland, Oreg.	Baltimore, Md.	Lumber, gen.	3,300
El Libertador ²	3	5	Pan.	National Nav. Co.	Darien, R.P.	Cristobal, C.Z.	Bananas	35
El Aleto ¹	4	4	Brit.	Anglo-Ecuador. Oil Co.	La Libertad, Ecu.	Philadelphia, Pa.	Crude oil	10,165
Peter Hurl ¹	5	5	Danz.	W. Tankerschiff Rhed'i.	Cabo Blanco, Peru	Le Havre, France	Crude oil	15,982
Franz Klase ¹	5	5	Danz.	W. Tankerschiff Rhed'i.	Talara, Peru	Hamburg, Ger.	(*)	16,411
Amasis	4	6	Ger.	Hamburg-Amer. Line	Corral, Chile	Hamburg, Ger.	General	8,502
Canadian Victor	5	5	Brit.	Can. Nat. Steamships	Brisbane, Aus'lia	Montreal, Can.	General	1,830
Panamam	5	5	Amer.	Amer.-Hawaiian Line	Portland, Oreg.	Boston, Mass.	General	6,488
Lisbon Maru	5	6	Jap.	Nippon Yusen Kaisha	Iloilo, P.I.	New York, N.Y.	Gen., sugar	3,343
Svealand ²	5	6	Swed.	Ore S.S. Corp.	Cruz Gr'de, Chile	Sparrows Pt., Md.	Iron ore	21,652
Arcadia	5	6	Ital.	M. Hochschild & Co.	Taltal, Chile	New York, N.Y.	(*)	6,625
K. I. Luckenbach	6	6	Amer.	Luckenbach Line	Seattle, Wash.	Boston, Mass.	General	5,460
Java Arrow ¹	6	6	Amer.	Stand. Vacuum Tr'sp.	Los Angeles, Cal.	New York, N.Y.	(*)	11,519
H. H. Rogers ¹	6	7	Amer.	Standard Ship. Co.	Los Angeles, Cal.	Everett, Mass.	Fuel oil	15,727
Cortona	6	6	Brit.	Donaldson Line	Vancouver, B.C.	Glasgow, Scot.	General	6,288
Santa Lucia	6	7	Amer.	Grace Line	Seattle, Wash.	Philadelphia, Pa.	Beans, gen.	3,707
Atenas	6	7	Amer.	States S.S. Lines	Portland, Oreg.	New York, N.Y.	Fresh fruit	1,873
Sage Brush	7	7	Amer.	Shepard Line	Seattle, Wash.	Boston, Mass.	Lumber, gen.	6,642
Niegos	6	7	J-Slav	Jugoslav-Lloyd	Ant'fagasta, Chile	Azores ¹³	Nitrate	7,000
S. R. Kingsbury ¹	7	7	Amer.	Shell Oil Co.	Los Angeles, Cal.	Fall River, Mass.	Kerosene	10,160
Kambu ¹	6	8	Pan.	Elliot Ship. & Land Co.	Darien, R.P.	Cristobal, C.Z.	Bananas	22
Fresno Star	7	8	Brit.	Blue Star Line	N. West'er, B.C.	Newcastle, Eng.	Fruit, gen.	6,803
Chester Sun ¹	7	7	Amer.	Sun Oil Co.	Los Angeles, Cal.	Chester, Pa.	Gasoline	13,265
Red Wing ¹	8	8	Amer.	D. C. Gray	Balboa, C.Z.	Miraflores Lake	Ballast	
Peter Kerr	8	8	Amer.	Quaker Line	Pt. Town'd, Wash.	Philadelphia, Pa.	Lumber, gen.	8,614
Anniston City	8	8	Amer.	Isthmian S.S. Lines	Honolulu, T.H.	New York, N.Y.	General	7,968
Real ¹	7	9	Pan.	Elliot Ship. & Land Co.	Darien, R.P.	Cristobal, C.Z.	Bananas	25
Tuira ²	8	9	Pan.	Elliot Ship. & Land Co.	Darien, R.P.	Cristobal, C.Z.	Bananas	30
Santa Clara	8	9	Amer.	Grace Line	San Antonio, Chile	New York, N.Y.	General	4,504
Texan	8	9	Amer.	Amer.-Hawaiian Line	Pt. Angeles, Wash.	Boston, Mass.	Lumber, gen.	9,000
Harlingen	8	9	Brit.	J. & C. Harrison	Iquique, Chile	Azores ¹³	Nitrate	8,600
Gen. Wm. M. Graham ^{1,2}	9	9	Amer.	U.S. Army	Balboa, C.Z.	Cristobal, C.Z.		
Cities Service Toledo ¹	9	9	Amer.	Cities Ser. Transp. Co.	S. Francisco, Cal.	New York, N.Y.	Furnace oil	12,282
Amerikaland ²	9	10	Swed.	Ore S.S. Corp.	Cruz Gr'de, Chile	Baltimore, Md.	Iron ore	22,038
Felix Taussig	10	10	Amer.	McCormick S.S. Co.	Portland, Oreg.	Philadelphia, Pa.	Lumber, gen.	6,841
Mabriton	9	10	Brit.	R. Dale & Co.	Vancouver, B.C.	London, Eng.	Grain, gen.	9,546
Boussole	10	10	Fr.	Messageries Marit'ies	Noumea, N.Caled.	Marseilles, France	General	4,047
Democracy	9	11	Amer.	Nelson Line	Portland, Oreg.	New York, N.Y.	Lumber, gen.	6,915
Lochgoil ¹	10	11	Brit.	Royal Mail Lines	Vancouver, B.C.	Rotterdam, Neth.	General	9,426
Rajahstan	10	11	Brit.	Anglo-Can. Ship. Co.	N. West'er, B.C.	London, Eng.	Wheat, lum'r	9,650
Ionic	10	11	Brit.	Shaw, Savill & Albion	Wellington, N.Z.	London, Eng.	Frozen, gen.	5,060
Nuevo Panama ²	10	12	Pan.	Elliot Ship. & Land Co.	B'ventura, Col.	Cristobal, C.Z.	Coffee	78
Yorkmar	10	11	Amer.	Calmar S.S. Corp.	Seattle, Wash.	New York, N.Y.	Lumber, gen.	2,058
Acajutla	10	11	Brit.	Pacific Steam Nav. Co.	Champ'co, Guat.	Cristobal, C.Z.	General	238
Willboro	11	11	Amer.	Amer.-Hawaiian Line	Seattle, Wash.	Albany, N.Y.	Lumber, gen.	9,466
Axel Johnson	11	12	Swed.	Johnson Line	Vancouver, B.C.	Stockholm, Swed.	General	5,235
Sveajarl	11	12	Swed.	Knutsen Line	Valparaiso, Chile	Goth burg, Swed.	General	6,601
Robert Luckenbach	11	11	Amer.	Luckenbach Line	Tacoma, Wash.	Boston, Mass.	Lumber, gen.	5,983
Cerigo	11	11	Ger.	Hamburg-Amer. Line	Guayaquil, Ecuador	Cristobal, C.Z.	General	949
Nora ¹	11	12	Amer.	Arrow Oil Co.	Los Angeles, Cal.	New York, N.Y.	Fuel oil	14,121
President Wilson	12	12	Amer.	Dollar Line	S. Francisco, Cal.	New York, N.Y.	General	4,466
Fella ²	11	12	Ital.	Nav. Lib. Triestina	Vancouver, B.C.	Trieste, Italy	General	9,120
Antietam ¹	11	12	Amer.	Shell Pet. Corp.	Los Angeles, Cal.	Fall River, Mass.	Naptha	9,339
Spencer Kellogg ¹	11	12	Amer.	Kellogg S.S. Co.	Manila, P.I.	New York, N.Y.	Cocoonut oil	6,800
Reginotte ²	11	12	Brit.	Imperial Oil Co.	Talara, Peru	Montreal, Can.	Crude oil	11,640
Hawaiian	12	12	Amer.	Amer.-Hawaiian Line	Portland, Oreg.	Boston, Mass.	General	5,014
Europa ²	12	12	Dan.	East Asiatic Co.	Vancouver, B.C.	Copenhagen, Den.	General	8,930
Deroche ¹	12	13	Amer.	Union Oil Co.	Los Angeles, Cal.	Jacksonville, Fla.	Gasoline	10,500
San Blas	13	13	Pan.	United Fruit Co.	Pto. Arm'les, R.P.	Philadelphia, Pa.	Bananas, gen.	627
Los Angeles ²	13	14	Ger.	North German Lloyd	Vancouver, B.C.	Hamburg, Ger.	General	8,111
Tarangar ²	13	13	Nor.	Intercean S.S. Corp.	Vancouver, B.C.	Rotterdam, Neth.	(*)	6,234
West Camargo	13	13	Amer.	McCormick S.S. Co.	Vancouver B.C.	Buenos Aires, Arg.	Lumber, gen.	7,365
California	13	14	Amer.	Panama-Pacific Line	S. Francisco, Cal.	New York, N.Y.	General	5,415
Sanyo Maru ²	13	15	Jap.	Osaka Shosen Kaisha	Manila, P.I.	New York, N.Y.	General	4,077
Santa Isabel	13	14	Amer.	Grace Line	Valparaiso, Chile	New York, N.Y.	General	3,537
Tacoma City	13	14	Brit.	East Asiatic Co.	Dairen, China	Cobb, Ireland ¹³	Beans	8,100

¹ Tanker.² Motor ship.³ Launch.¹¹ Mine planter.¹³ For orders.¹⁴ Gasoline, gas oil.¹⁵ Gold, copper ore.¹⁶ Gasoline, fuel oil.¹⁷ Wheat, lumber, general.

PACIFIC TO ATLANTIC—Continued

Ship	Date arrived	Date cleared	Nationality	Line (Charterer or operator)	Port		Cargo	
					From—	For—	Nature	Tons
Washington Express. ²	14	14	Nor...	Fruit Express Line...	N. West'er, B.C.	Hamburg, Ger...	Fruit.....	1,400
Kurdistan.....	13	14	Brit...	Common Brothers...	N. West'er, B.C.	Hull, England...	Grain, lum'r.	8,600
Edgar F. Luckenbach.	14	14	Amer...	Luckenbach Line...	Portland, Oreg...	Mobile, Ala.....	General.....	8,072
Harmatris.....	14	14	Brit...	Anglo-Chilean Nit. Co.	Tocopilla, Chile.	Azores ^{2,3}	Nitrate.....	8,643
El Colon.....	14	15	Pan...	A. Valdes.....	Bayano Riv., R.P.	Cristobal, C.Z.	Bananas.....	51
Tuira ²	14	15	Pan...	Elliot Ship. & Land Co.	Darien, R.P.	Cristobal, C.Z.	Bananas.....	57
Memphis City...	14	14	Amer...	Isthmian S.S. Lines...	Vancouver, B.C.	Swansea, Eng...	General.....	7,085
Ryoyo Maru ² ...	15	16	Jap...	Kawasaki K. Kaisha	Kohwan, China...	Norfolk, Va.....	General.....	5,056
Ohioan.....	15	15	Amer...	Amer.-Hawaiian Line.	Puget Sd., Wash.	Boston, Mass...	General.....	5,209
Villanger ²	15	15	Nor...	Interocean S.S. Corp.	Vancouver, B.C.	Rotterdam, Neth.	Fruit, gen...	7,499
Mercury Sun ² ...	15	15	Amer...	Shell Oil Co.	Los Angeles, Cal.	Perth A'boy, N.J.	Gasoline.....	13,407
Castana ²	15	15	Amer...	U.S. Tankship, Corp.	Hilo, T.H.....	New Orleans, La.	Molasses.....	9,100
S. A. Perkins.....	15	15	Amer...	Swayne & Hoyt...	Seattle, Wash...	New Orleans, La.	General.....	4,999
Nore ²	14	15	Nor...	Standard Oil Co.	Los Angeles, Cal.	Aruba, D.W.I...	Naphtha.....	10,159
Trondanger ² ...	15	15	Nor...	Interocean S.S. Co...	Vancouver, B.C.	Hamburg, Ger...	Grain, gen...	8,440

¹ Tanker.² Motor ship.³ For orders.

Canal Traffic Shows Increase

An important increase occurred in the commercial traffic passing through the Panama Canal in October 1933, the number of transits (467) having been the greatest since January 1931 when 476 vessels were passed through. Net tonnage, Panama Canal measurement (2,416,200) and cargo tonnage (2,125,927) were the heaviest since December 1930 when these two features aggregated 2,473,626 and 2,166,884, respectively; tolls collection in the past month (\$2,036,909.16) was the largest since January 1931 when the revenue from that source aggregated \$2,108,140.42.

In comparison with the previous month (September 1933) the past month's traffic registered an increase of 14.5 percent in transits; 15.2 percent in net tonnage, Panama Canal measurement; 15.8 percent in tolls collected; and 18.3 percent in cargo tonnage; in comparison with the corresponding month in 1932 it made an increase of 18.5 percent in transits, 21.5 percent in net tonnage, Panama Canal measurement, 18.8 percent in tolls, and 34.4 percent in cargo tonnage.

Of the increase of 59 transits in comparison with the previous month, 49 occurred in three major trade routes, viz., the United States intercoastal, 19; between the United States and the Far East, 12; and between Europe and the west coast of United States-Canada, 18.

In the United States intercoastal trade the increase was made up wholly of tanker traffic, and the movement of general cargo carriers showed no increase. The total cargo tonnage carried by tankers in the intercoastal trade in October 1933 amounted to 343,225 tons in comparison with 175,388 tons in the previous month, a gain of almost 100 percent.

In the trade between the United States and the Far East an increase of 53,437 tons, or 29 percent, was recorded in the combined movement. The gain occurred principally in the outward traffic from the United States, and involved such commodities as raw cotton, manufactures of iron and steel, tinplate, phosphates, and general goods.

The combined cargo movement between Europe and the west coast of the United States-Canada made an increase of 81,421 tons, 75,582 tons of which was in the Pacific to Atlantic movement. Of the gain in the latter, wheat accounted for almost 31,000 tons (all from Canada), while smaller increases were recorded in lumber, canned goods, fresh and dried fruits, gasoline, borax, bran, etc.

In the smaller trades showing increases that between the United States and Australasia was comprised of 8 transits carrying 47,182 tons of cargo in October 1933, as compared with 3 vessels carrying 9,976 tons in the previous month. The greater part of the cargo was outbound from the United States to Australasia, and included increased shipments of sulphur, automobiles and accessories, lubricating oil, and asphalt.

Ships' Chandlery Supplies

Panama Canal Storehouses carry a complete line of ships' chandlery supplies, available for sale to ships at C. I. F. cost plus 25 per cent surcharge which covers local freight, handling, and other costs.

Restrictions on Services to Ships

During the month of October 1933 the President of Panama paid a visit to the President of the United States and requested various changes in the policies governing the operations of The Panama Canal and Panama Railroad Company, in so far as such policies were believed to affect adversely the business interests of Panama. As a result of their conferences, the President of the United States has directed certain changes, some of which affect shipping or ships' personnel. These changes are outlined in the following circular addressed to all concerned by the Governor of The Panama Canal under date of October 25, 1933:

1. Sale by commissaries of "tourist goods" for resale on ships will be prohibited.
2. Sale by commissaries of articles required by ships, such as fuel, food supplies, et cetera, will be continued.
3. Sale by commissaries of other articles to ships will be made at prices to be determined after further study.
4. Sales to contractors and their employees for their personal use will be restricted to those engaged exclusively in the service of the United States Government or the Panama Railroad Company and who actually reside in the Canal Zone.
5. Restaurants, lunch rooms and messes now operated under contract will be discontinued as soon as practicable. Existing limitations on food furnished at the clubhouses will be removed at the same time.
6. The use of the clubhouses in the Canal Zone will be limited to officers and employees of the United States Government and of the Panama Railroad Company and their families and guests.
7. Admission to moving picture houses in the Canal Zone will be limited to officers and employees of the United States Government and of the Panama Railroad Company and their families and guests.
8. The services of the United States hospitals and dispensaries in the Canal Zone will be restricted to officers and employees of the United States Government and of the Panama Railroad Company and their families and guests and to personnel from ships, excepting only emergency cases.
9. The local delivery into the Republic of Panama and the Canal Zone from "Hold for Orders" goods in the warehouses in the Canal Zone will be discontinued on and after December 1, 1933.
10. Services offered by the Panama Railroad Company, such as the washing and pressing of clothes, will be restricted to officers and employees of the United States Government and of the Panama Railroad Company and their families and guests and the serving of ships.

The above provisions will be made effective upon receipt of this circular, except where otherwise specifically provided. Officers and employees of the United States Government and of the Panama Railroad Company and their families will be identified where necessary by commissary authority cards or commissary books, since for all practical purposes those entitled to commissary privileges are the same as these officers and employees and this means of identification provides the most efficacious method of enforcement.

The above instructions are subject to revision after further consideration of the agreements entered into between the President of the United States of America and the President of the Republic of Panama on October 18, 1933.

Sales to ships: Subsequent to the issue of circular of October 25, 1933, quoted above, The Panama Canal, in order to afford more precise definition with respect to paragraphs 1 and 2 of the circular, issued instructions that the term "tourist goods" is construed to mean perfumes, fancy toilet articles and wearing apparel, and luxury items having no bearing or connection with necessities for crew, passengers, or ship's operation.

With respect to articles required by ships, the Canal has adopted the definition of "sea stores" (excepting "tourist goods") and "ship stores and equipment" presented in Article 126 of the United States Customs Regulations, paragraphs (c) and (d):

(c) "The term 'sea stores' embraces only articles for use or consumption of passengers and crew of the ship upon its voyage." (With respect to commissary sales there are excluded from sea stores those articles classed as "tourist goods.")

(c) "The term 'ship stores and equipment' includes all articles, materials, and supplies necessary for the navigation, propulsion, and upkeep of vessels."

Hospitals and dispensaries: With reference to the provision in paragraph 8 of the circular of October 25, 1933, restricting the services of United States hospitals and dispensaries in the Canal Zone to certain classes which include "personnel from ships,"

the term "personnel" is meant to include passengers in transit as well as members of crews.

"Canal Zone for Orders": With reference to paragraph 9 of the circular of October 25, 1933, The Panama Canal issued the following circular under date of November 2, 1933:

1. The Governor's circular of October 25, 1933, on the subject of Panama Canal and Panama Railroad activities provides in paragraph 9 as follows:

The local delivery into the Republic of Panama and the Canal Zone from "Canal Zone for Orders" goods in the warehouses in the Canal Zone will be discontinued on and after December 1, 1933.

2. Goods may continue to be shipped to "Canal Zone for Orders" as heretofore under the existing tariff regulations. Withdrawal of cargo from "Canal Zone for Orders" for shipment to ports outside of the Canal Zone and Panama may be continued as heretofore. Local withdrawals from "Canal Zone for Orders" cannot be made on and after December 1, 1933. The intent of the paragraph as quoted above is to prohibit the continued use of this class of storage for the general local warehousing business which has developed.

3. The wharves and piers at the Canal terminals are still available for the handling of cargo properly consigned for local delivery and such cargo may be left thereon at the discretion of the consignee under the terms of the tariff in effect at the time of delivery of the cargo.

4. If prior to October 26, 1933, any shipper or consignee committed himself to shipments under such circumstances that losses will result if withdrawals thereof from "Canal Zone for Orders" are not permitted subsequent to November 30, 1933, his case may be presented to the Receiving and Forwarding Agent for consideration.

The following additional statement was issued on November 4, 1933:

Until further notice and pending further study, withdrawals for delivery to ships from "Hold for Orders" will be permitted for the class of articles, materials, and supplies designated as "Ships' Stores and Equipment" necessary for the navigation, propulsion, and upkeep of vessels. In case decision is made to discontinue or restrict this practice, 30 days notice thereof will be given to all concerned.

Notices to Mariners

Among the notices to mariners issued by The Panama Canal during the past month the following are of sufficient interest for publication in this paper.

Rear range target lights, Cucaracha Reach, Panama Canal, were the subject of notice No. 220, dated November 1, 1933, as follows:

On October 26, 1933, the rear range target No. 50, on the southbound center line range at Cucaracha Reach, showing a fixed white light, was moved 500 feet to the southeast on the range, and a range target showing a fixed white light was established on the old position of range target No. 50 and numbered 50-A, creating a 3-target range.

Range lights, Gamboa Reach, Panama Canal, were the subject of notice No. 225, November 2, 1933, as follows:

Concrete electric beacon No. 27, Gamboa Reach, was removed, effective this date, due to the Dredging Division's Gamboa project.

A temporary light, flashing white, will be exhibited on the same position until November 6, 1933, at which time dredging operations will have started, and light will be permanently discontinued.

Nonexistence of a light at Porto Bello is reported in notice No. 226, November 6, 1933, quoting from notice issued by the Hydrographic Office at Washington, October 28, 1933, as follows:

(2581) The fixed white light shown on the charts 195 yards 212° from the northwest corner of Fort San Geronimo no longer exists and will be expunged.

Approximate position, 9°34' N., 79°40' W.

Smoking Aboard Vessels Carrying Petroleum Products in Bulk

The Panama Canal issued a circular to all concerned, under date of October 26, 1933, stating that until the promulgation of complete rules and regulations governing the transportation of hazardous cargoes in Canal waters, the following regulations shall apply to all vessels engaged in transporting in bulk petroleum products of a flashpoint below 150° Fahrenheit:

(a) No smoking shall be allowed in Canal waters whether in loaded or ballast condition except in officers' or crews' quarters. The master shall designate a place in the crews' quarters where Canal seamen may smoke when smoking is permissible.

(b) No smoking shall be allowed in any part of these vessels while they are in the locks or within one-half mile of any lock.

Supplement to Tariff No. 11—Tugs, Wharfage, Fuel and Diesel Oils, Stevedoring and Transferring Cargo

The Panama Canal issued on October 24, 1933, supplement No. 5 to Tariff No. 11, making changes as shown below.

Under Item 5, the paragraph 1(f), relative to the use of tugs for "overdraft" vessels, was amended to read as follows:

Any vessel arriving at a terminal port of the Panama Canal for transit with a mean draft in excess of that allowed under the New International Load Line Regulations for the tropical zone as determined by American Bureau of Shipping, Lloyd's Register or other certified credential, will be required to take the services of a Panama Canal towboat from Balboa sea buoys to Gamboa Reach and from north end of Atlantic locks to buoy No. 3 in Cristobal Harbor, or vice versa. The Canal, however, reserves the rights to assign a tug to any vessel when conditions exist that make it advisable in the interest of safety, regardless of draft. The charge for this service will be at the tariff rate of \$35 per hour, with a maximum charge of \$400 each way.

Under Item 11, dealing with wharfage, paragraph 15 was amended to read:

When a vessel does not come to a wharf, but transfers cargo or passengers between ship and shore in lighters or other floating equipment, charge shall be made against the vessel for wharfage on the equipment used at the regular rates provided in this tariff; except when a vessel transits the Canal and docks at either terminal, and, at the opposite terminal, discharges by launch mail only, amounting to 10 bags or less, no charge shall be made against the vessel for wharfage of such launch.

In Item 23 the paragraphs 1 and 2 which formerly quoted prices for fuel oil and Diesel oil were changed to a new paragraph 1 which states that prices will be quoted on application.

Under Item 34, relative to stevedoring and transferring cargo, paragraph 4, dealing with dangerous cargo, was expanded to read as follows, effective November 1, 1933:

The Panama Railroad Company reserves the right to refuse all explosives, highly inflammable or other dangerous cargo. Gasoline, oil and grease, acid, explosives and other inflammable or dangerous cargo accepted for transshipment in quantities deemed unsafe for storage on the piers may, in the discretion of the Receiving and Forwarding Agent, be stored in cars in the open yard, while awaiting the arrival of the on-carrying vessel. All "in transit" gasoline in cases will be stored in cars until reforwarded. A charge at the rate of \$1 per car per day, or fraction of a day, will be made against the delivering vessel for the period the cars remain under load in this service. Cargo stored under the provisions of this rule will not be subject to the regulations and charges of paragraph No. 1 of Item 35—Storage on Piers.

New Record of 12.75 Inches of Rainfall in 24 Hours

A fall of 12.75 inches of rain at France Field, Canal Zone, in the period from 7 a.m., October 19, to 7 a.m., October 20, 1933, established a new record for precipitation within 24 hours for the Canal Zone and Panama. The heaviest fall occurred from 1:30 a.m. to 4:30 a.m., October 20.

During the same storm, 24-hour rainfall totals for other stations near the Atlantic end of the Canal were: Fleet Air Base, 12.14 inches (estimated); Gatun, 9.02 inches; Cristobal, 7.57 inches. The Fort Randolph Road near France Field was flooded to a depth of 4 feet, and ordinary vehicular traffic was suspended during the forenoon of October 20. The Bolivar Highway was flooded for some time near Mount Hope and near Fort Davis, and the floor of the pumphouse of the oil-handling plant at Mount Hope was under 12 inches of water.

The storm was accompanied by prolonged sharp lightning and heavy thunder. Maximum amounts of rainfall at Cristobal and France Field were as follows:

	5 min.	10 min.	15 min.	30 min.	1 hr.	2 hrs.	24 hrs.
Cristobal.....	.56	1.00	1.43	2.27	3.12	4.40	7.57
France Field.....	.53	1.16	1.60	2.67	4.63	5.91	12.75

All of these amounts except the 12.75 inches at France Field have been exceeded several times at Cristobal.

New International Code of Signals

The Panama Canal has received from the Hydrographic Office of the United States Navy Department copies of the American edition of the new international code of signals to be effective January 1, 1934. The code is published in two volumes, numbered I and II, H. O. No. 87 for visual and sound signaling and H. O. No. 88 for radio signaling, respectively. Both volumes are on sale at the branch hydrographic office at Cristobal, at \$1.80 each.

Revision of the code was initiated by Great Britain at the International Radiotelegraph Conference in Washington in 1927 and the compilation was completed in December 1930. According to the prefaces of the two volumes the code was to be prepared in seven editorial editions, in English, French, German, Italian, Japanese, Spanish, and one Scandinavian language, and the chief changes can be summarized as the compilation in two volumes; increase of the flags by the addition of 10 numeral pennants and 3 substitute (repeater) flags; amendment of the system of Morse signaling by the introduction of procedure signals and bringing it into line with radio telegraphy, as far as possible and practicable; abandonment of the use of distant signals and of fixed semaphore; and arrangement that the signal letters of ships should be the same as their radio call signs and consist of four letters which indicate definitely the nationality of the ship concerned. With respect to the radio section, other main features are the introduction of words and phrases applicable to aircraft, and development of an extensive medical section and a code for accelerating the granting of pratique. It is considered that the medical section will be of great value in securing correct medical advice in case of illness or accident. The Panama Canal has requisitioned a stock of the new pennants and flags and it is anticipated that they will arrive on the Isthmus in December.

Transfer of District Court to Department of Justice

By section 6 of Executive Order No. 6166, dated June 10, 1933, issued by virtue of the authority vested in the President by section 16 of the act of March 3, 1933, (Public, No. 428, 47 Stat. 1517), the District Court of the United States for the Panama Canal Zone was transferred to the Department of Justice. The effective date of the transfer was made November 4, 1933, by Executive Order No. 6301, dated September 30, 1933.

Under date of November 3, 1933, the President issued an Executive Order, "Designation of Marshal as officer to disburse funds for the maintenance and operation of District Court of the United States for Panama Canal Zone, etc.", ordering as follows:

1. Upon the transfer from the War Department to the Department of Justice of the function of supervision over the District Court of the United States for the Panama Canal Zone, the said court and its personnel shall continue to receive the perquisites, privileges, and allowances to which they are now entitled and receiving, and the War Department shall continue to furnish, as heretofore, to the court and to its personnel all necessary (a) office quarters, equipment, and facilities, (b) library facilities, and (c) travel facilities, within the Canal Zone; and the War Department shall not require payment from the Department of Justice for such quarters, equipment, and facilities.

2. The Marshal for the Panama Canal Zone shall disburse all funds under the control of the Department of Justice required for the maintenance and operation of the said court and shall give bond for the faithful performance of his duties in such amount as may be fixed by the Attorney General.

3. This order is not intended to supersede, or in any wise affect, section 4 of Executive Order No. 6166, of June 10, 1933, insofar as said section may become applicable hereto under the provisions of Executive Order No. 6224, of July 27, 1933.

4. Except as provided in paragraph numbered (3), all prior Executive Orders are hereby revoked insofar, and to such extent, as they may be in conflict or inconsistent with this order.

Information from American Consuls

The Consular officers of the United States at seaports all over the world are *ex officio* representatives of The Panama Canal for the purpose of furnishing information to shipping and allied interests as to conditions, charges, etc., at the Panama Canal affecting the operation of ships. The current publications of The Panama Canal of interest to shipping are furnished to the Consular officers and filed for reference.

It is not desired that inquiries of a general nature be addressed to the Consular officers, or that they be burdened with requests which should be made direct to The Panama Canal; but ships' operators who may not be sufficiently advised as to charges, supplies, facilities, etc., at the Canal will often save time by applying to the nearest American Consul.

Prices of Miscellaneous Supplies at Panama Canal Storehouses

The following are prices, including the 25 percent surcharge, to individuals and companies, effective November 18, 1933:

Commodities	Unit	Price
Brass, bar, average.....	Lb.	\$0.14
Brass, sheet, average.....	Lb.	.25
Bronze, Tobin, average.....	Lb.	.20
Gasoline, motor grade.....	Gal.	.105
Metal, yellow.....	Lb.	.19
Oakum, Navy, spun.....	Lb.	.16
Oakum, Navy, unspun.....	Lb.	.16
Oil, gun and ice machine.....	Gal.	.25
Oil, burning, Colza.....	Gal.	1.06
Oil, engine, gas, medium, in drums, No. 2135.....	Gal.	.38
Oil, engine, gas, extra heavy, in cases, No. 2250.....	Gal.	.30
Oil, engine, gas, extra heavy, in drums, No. 2250.....	Gal.	.25
Oil, kerosene, in drums.....	Gal.	.08
Oil, marine engine.....	Gal.	.31
Paint, lead, white, dry.....	Lb.	.11
Paint, lead, white, in oil.....	Lb.	.09
Paint, zinc oxide, dry.....	Lb.	.08
Paint, zinc oxide, in oil.....	Lb.	.10
Grease, gear, chain and wire rope, lubricating.....	Lb.	.04
Grease, yellow, cup, No. 3, medium.....	Lb.	.06
Grease, yellow, cup, No. 5, hard.....	Lb.	.08
Soda, ash.....	Lb.	.03
Waste, cotton, colored.....	Lb.	.06
Waste, cotton, white.....	Lb.	.08

Lubricating Oils

The following is a list of the different kinds of lubricating oil carried in stock at Panama Canal storehouses, and a brief description of each of the oils with a statement of the purpose for which it is generally used.

Requisitions and orders for oils placed with the storekeepers should state the name (including number, if any) of the oil desired exactly as given on the following list:

STATEMENT OF STANDARD LUBRICATING OILS AND THEIR USES.

OILS, FORCE FEED AND MOTOR CYLINDER.

Medium, No. 2135.—A medium oil for the lubrication of main turbines not driving through reduction gears, dynamos, and small internal combustion engines. Not to be used for steam cylinder lubrication.

Heavy, No. 2190.—A heavy oil that will separate quickly from water. For the lubrication of turbines with reduction gears, medium size internal combustion engines, and forced feed on main engines. A heavy bodied oil for use on auxiliary equipment.

Extra heavy, No. 2250.—An extra heavy oil for the lubrication of medium size internal combustion engines, power cylinders, air compressors, and bearings of Diesel engines.

Ultra heavy, No. 2310.—An ultra heavy oil for the lubrication of power cylinders, air compressors, and bearings of large Diesel engines.

Tractor, heavy, No. 3100.—A very heavy body oil for aircraft engines, high speed gasoline engines, motor trucks, motor boats, motorcycles, and Diesel engines S. A. E.-50.

Diesel engine lubricating.—For Diesel engines.

OILS, MISCELLANEOUS.

Ammonia cylinder (gun and ice machine grade No. 125).—A refined petroleum oil without the admixture of fatty oils, resins, soap, or other compounds not derived from petroleum. For the lubrication of the cylinders of ice machines, pneumatic tools, and hydraulic systems.

Car and locomotive.—A lubricant on journals of all cars, passenger coaches, steam and electric locomotives.

Castor.—Grade "A." Used for lubricating purposes of the highest grade.

Cutrite, soluble cutting.—A mixture of soluble alkali soap in mineral and fixed saponifiable oils. For use in turret lathes and bolt machines.

Fish.—Used as a rust preventive and for tempering.

Lard.—For use on pipe cutting and threading machines.

Insulating.—Switch (Electrical Division).

Insulating.—Transformer (Electrical Division).

Lubricant (gear, chain and wire rope).—For lubrication and protection of chains, wire rope, and gears of cranes, dredges, steam shovels, etc.

Machine, odorless.—For use on typewriters.

Marine engine, No. 4065, compounded.—A compound of mineral with vegetable oil for the lubrication of reciprocating engines and auxiliaries where oiling is done by hand or through wick feed or drop oilers, also for thrust bearings. Must not be used for circulating of forced feed systems.

Mineral steam cylinder, No. 5150.—For use on reciprocating steam engines using dry saturated steam. For noncondensing steam engine cylinder lubrication (valve oil).

Mineral steam cylinder, superheated.—For use on reciprocating steam engines using superheated steam.

Neatsfoot.—For softening and preserving leather.

Solvent.—Rust-preventing lubricant, for general use.

Sperm.—Used principally by U. S. Navy.

THE PANAMA CANAL RECORD

OFFICIAL PUBLICATION OF THE PANAMA CANAL.

PUBLISHED MONTHLY.

Subscription rates, domestic, \$0.50 per year; foreign, \$1.00; address
The Panama Canal Record, Balboa Heights, Canal Zone,
or, for United States and foreign distribution,
The Panama Canal, Washington, D. C.

Entered as second-class matter February 6, 1918, at the Post Office
at Cristobal, C. Z., under the Act of March 3, 1879.

Certificate.—By direction of the Governor of The Panama Canal the matter contained herein is published as statistical
information and is required for the proper transaction of the public business.

Volume XXVII. Balboa Heights, C.Z., December 15, 1933. No. 5.

Traffic Through the Panama Canal in November 1933

The total vessels of all kinds transiting the Canal during the month of November
in the two preceding years and in 1933 are shown in this tabulation:

Class of vessels	November 1931	November 1932	November 1933		
			Atlantic to Pacific	Pacific to Atlantic	Total
Commercial ocean vessels.....	376	388	258	205	463
Launches (under 20 tons).....	11	4	7	4	11
Noncommercial vessels:					
United States Government.....	26	42	24	10	34
Vessels for repairs.....	1				
Byrd expedition.....			1		1
Total.....	414	434	290	219	509

COMMERCIAL TRAFFIC ¹

The following tabulation shows the number of vessels, Panama Canal net tonnage,
tons of cargo carried and tolls collected, from the commercial traffic transiting the
Canal each month for the 12-month period ended November 30, 1933, as compared
with same period in the previous year:

Month	No. of vessels		Panama Canal net tonnage		Tons of cargo		Tolls	
	1931-32	1932-33	1931-32	1932-33	1931-32	1932-33	1931-32	1932-33
December.....	387	431	2,033,158	2,080,069	1,648,904	1,621,581	\$1,757,869.54	\$1,781,940.03
January.....	377	415	2,022,275	2,069,218	1,593,585	1,463,503	1,770,250.68	1,762,808.56
February.....	358	368	1,878,177	1,832,658	1,645,393	1,434,862	1,647,797.06	1,575,708.35
March.....	363	399	1,864,896	1,989,044	1,643,952	1,738,227	1,645,366.81	1,718,908.41
April.....	370	370	1,863,692	1,839,597	1,443,731	1,527,978	1,608,634.67	1,554,250.14
May.....	357	372	1,956,958	1,883,249	1,676,790	1,629,982	1,717,401.26	1,617,943.65
June.....	336	364	1,743,150	1,901,117	1,404,558	1,691,247	1,534,793.19	1,629,411.28
July.....	326	401	1,676,492	2,051,128	1,259,981	1,699,039	1,468,728.36	1,732,164.93
August.....	314	416	1,658,112	2,159,995	1,349,453	1,914,014	1,440,848.87	1,829,754.49
September.....	353	408	1,868,391	2,096,538	1,347,144	1,797,497	1,598,265.98	1,758,587.41
October.....	394	467	1,988,133	2,416,200	1,582,261	2,125,927	1,714,779.06	2,036,909.16
November.....	388	463	2,035,796	2,395,359	1,531,509	1,949,913	1,756,865.84	2,001,692.77
Total.....	4,323	4,874	22,589,230	24,714,172	18,127,261	20,593,770	19,661,601.32	21,000,079.18

¹ Commercial traffic includes all ocean-going vessels paying tolls. Vessels in direct service of the United States, Panamanian, and Colombian Governments, including merchant vessels chartered by these Governments, and vessels transiting solely for repairs, do not pay tolls. Statistics on vessels not paying tolls are shown under "Noncommercial traffic."

Traffic by Nationality of Vessels for November 1933

Nationality	No. of ships	Panama Canal net tonnage	Tons of cargo	Nationality	No. of ships	Panama Canal net tonnage	Tons of cargo
British.....	101	588,019	397,215	Japanese.....	18	99,548	102,468
Chilean.....	2	7,230	6,510	Netherland.....	6	35,125	29,421
Danish.....	10	44,119	25,638	Norwegian.....	37	189,632	140,529
Danzig.....	3	24,093	32,393	Panamanian.....	37	17,378	4,759
Finnish.....	1	5,259		Peruvian.....	2	5,415	200
French.....	8	44,815	32,522	Swedish.....	11	51,224	83,572
German.....	22	85,462	70,980	United States.....	192	1,141,655	964,474
Greek.....	3	12,866	15,288	Venezuelan.....	2	1,448	1,054
Italian.....	5	29,275	18,020	Yugoslav.....	3	12,796	24,870

¹ Includes naval vessel of 462 tons displacement in transits but not in tonnage.

Traffic by Trade Routes, November 1933

The movement of vessels over trade routes is summarized in the following table. They are classified according to primary origin and ultimate destination of the voyage through the Canal and the cargo listed is the total aboard at time of transit. Cargo may be laden or discharged between the terminal areas indicated, hence in the cargo listed below there may be some which had other origin or destination:

Trade route	Atlantic to Pacific			Pacific to Atlantic		
	No. of ships	Panama Canal net tonnage	Tons of cargo	No. of ships	Panama Canal net tonnage	Tons of cargo
United States intercoastal	79	469,068	145,296	78	480,178	661,825
East coast United States and:						
Canada	5	24,668		1	4,094	4,122
Central America	2	4,291		2	4,291	708
South America	16	80,475	8,385	9	44,430	98,106
Hawaiian Islands	3	15,099	2,864	4	20,319	28,645
Australasia	4	26,428	15,598			
Philippine Islands	5	32,681	20,869	6	38,909	32,693
Far East	22	120,491	127,755	5	26,514	24,965
Europe and:						
United States	6	34,060	4,851	1	5,312	9,000
Canada	37	194,266	40,906	41	226,868	309,290
South America	16	95,173	23,617	18	99,314	161,752
Australasia	11	99,978	19,144	5	39,843	28,255
Far East				4	20,500	32,266
Canadian intercoastal	2	8,742	6,540	1	1,833	2,786
East coast Canada and:						
South America	1	3,812		3	20,872	42,655
Australasia	2	8,599	4,976	2	9,690	3,534
Philippine Islands	1	6,145	2,200			
Far East	1	4,736	7,270			
East coast Central America and:						
South America	1	2,372				
South American intercoastal	1	440	280	1	724	
East coast South America and:						
Canada	3	14,576	10,559	1	5,024	7,538
Far East	1	7,606	4,592			
Cristobal and:						
Central America	4	1,489	1,780	2	1,445	748
South America	9	5,271	2,730	8	4,230	4,297
Balboa	11	420		10	349	393
West Indies and:						
United States	2	12,463		1	5,514	10,159
South America	2	6,461	11,849			
Australasia	1	4,851	7,764			
Egypt and:						
South America				1	4,178	8,800
Around the world	2	18,461	7,551			
Foreign vessels in ballast (U.S. intercoastal)	6	27,645		1		
Vessels not engaged in commerce	2	161		1		
Total	258	1,330,928	477,376	205	1,064,431	1,472,537

¹ Yacht.² Naval.

Origin and Destination of Cargo by Major Areas

The following table summarizes the origin of cargo passing through the Canal in November 1933 and its destination by major geographical and trade areas:

ATLANTIC TO PACIFIC

Origin	Tons of cargo destined for—					Total
	United States	Other North America	Asia	South America	Australasia	
North America:						
United States	150,819	5,936	153,112	5,748	10,441	326,056
Other North America	1,128	10,322	7,371	17,979	17,897	54,697
Europe	31,849	10,303		21,706	19,144	83,002
Miscellaneous	11,634	72	1,596	319		13,621
Total	195,430	26,633	162,079	45,752	47,482	477,376

PACIFIC TO ATLANTIC

Origin	Tons of cargo destined for—				Total
	United States	Other North America	Europe	Miscellaneous	
North America:					
United States.....	660,564	19,048	141,271	2,087	822,970
Canada.....	158	6,779	175,141	1,535	183,613
Other North America.....	30,066	1,870	336	32,272
South America.....	95,242	50,777	160,791	8,800	315,610
Australasia.....	1,681	1,912	28,196	31,789
Asia.....	52,337	1,680	32,266	86,283
Total.....	840,048	82,066	538,001	12,422	1,472,537

Principal Commodities

Commodities which aggregated 10,000 or more tons either during the past month or in the corresponding month in 1932 are listed below:

Commodity	November		Commodity	November	
	1932	1933		1932	1933
<i>Atlantic to Pacific</i>	<i>Long tons</i>	<i>Long tons</i>	<i>Pacific to Atlantic—Continued</i>	<i>Long tons</i>	<i>Long tons</i>
Cotton, raw.....	51,783	58,118	Flour.....	16,556	23,855
Iron and steel, manufactures of.....	36,720	72,281	Fruit, dried.....	51,985	49,474
Oils, mineral.....	32,149	27,815	Fruit, fresh.....	50,312	28,709
Paper.....	16,783	16,969	Lumber.....	139,585	153,991
Phosphates.....	6,369	10,776	Metals.....	22,007	38,429
Scrap metal.....	7,121	37,893	Nitrates.....	7,350	69,595
Sulphur.....	7,928	10,700	Oils, mineral.....	339,014	496,101
Tinplate.....	7,321	11,664	Oils, vegetable.....	5,748	11,057
<i>Pacific to Atlantic.</i>			Ores.....	5,420	84,036
Barley.....	14,524	16,284	Soy beans.....	7,700	32,266
Beans, edible, dry.....	6,473	11,652	Sugar.....	35,118	65,059
Canned goods, various.....	74,619	77,840	Wheat.....	253,246	125,828
Cold storage (food products).....	12,687	21,502	Wood pulp.....	12,587	10,597

* Does not include fresh fruit.

Commodities in Detail

The following statement lists all commodities passing through the Canal during the month of November 1933, as reported in the cargo declarations, showing the movement, by directions, in the United States intercoastal trade and in the total traffic. In the cargo declarations small items are frequently grouped under the designation of "general cargo"; the statistics are accordingly not precise but are indicative of the kinds and quantity of cargo in transit through the Canal. The figures are for tons of 2,240 pounds:

Commodity	United States intercoastal		Total for all trade routes including U.S. intercoastal	
	Atlantic to Pacific	Pacific to Atlantic	Atlantic to Pacific	Pacific to Atlantic
Aircraft and parts.....	35	35
Agricultural implements.....	846	25	1,897	28
Alfalfa meal.....	1,203	1,613
Ammonium compounds.....	35	2,016	8,161
Animal foods.....	122	762	122	957
Apparel, wearing (hats, shoes, clothing, etc.).....	151	8	153	94
Asbestos.....	68	554	24
Asphalt and tar.....	290	19	6,986	165
Automobiles (and autotrucks).....	1,601	43	5,060	48
Automobile parts and accessories.....	890	67	3,060	67
Bags and bagging, textile.....	87	2,016	51
Bananas.....	62	1,073
Barks, miscellaneous.....	153	412
Barley.....	431	16,284
Beans, edible, dry.....	7,937	125	11,652
Beer.....	14	37	15
Beverages, nonalcoholic.....	12	68	10
Blood and tankage.....	120	120
Bones and bone meal.....	4,162
Books and printed matter.....	69	70	1
Borax.....	962	10	7,290
Bran and pollards.....	45	310	3,597

* Except as otherwise classified.

Commodity	United States intercoastal		Total for all trade routes including U.S. intercoastal	
	Atlantic to Pacific	Pacific to Atlantic	Atlantic to Pacific	Pacific to Atlantic
Bricks and tile.....	67		449	
Camphor, crude.....				192
Canned and preserved goods:				
Fish.....	318	7,755	617	12,775
Fruit.....	314	26,738	583	46,519
Meat.....		636	776	833
Milk.....	31	690	761	855
Soup.....	1,086	1,276	1,241	1,292
Vegetables.....	294	7,999	494	8,312
Miscellaneous and unclassified.....	2,287	5,973	2,997	7,254
Carbon black.....	214		831	
Celite.....		412		472
Cement.....	467		7,779	
Chalk.....			1,166	
Charcoal.....	36	36	36	71
Chemicals.....	2,634	2,032	5,283	2,175
Clay, china and fire.....	602		671	
Coal.....			1,832	
Cocoa and cacao beans.....	132		431	353
Coconuts and products.....	92	1,105	190	1,432
Coffee.....	219	143	5,748	6,810
Coke.....			4,840	
Cold storage and refrigerated products:				
Dairy products.....	31		364	16,179
Eggs.....		413	15	531
Fish.....	16	24	114	408
Lard.....	79		85	
Meats.....		24	70	3,842
Vegetables.....		80	18	115
Other and unclassified.....	18		37	427
Confectionery.....	1,236	5	1,286	5
Copra.....				4,928
Copra meal and cake.....				1,408
Corn.....	5,185		5,185	
Cotton, raw.....	258	1,401	58,118	4,586
Cresote.....	4,204		4,247	
Drugs and medicines.....	1,222	21	1,451	21
Dyes.....			169	
Earthenware.....	55	35	96	35
Electrical apparatus and appliances.....	465	109	579	149
Explosives.....	17	3	665	67
Extract, quebracho.....			770	
Fertilizers.....	36	211	1,160	6,245
Fish, salted or dry cured.....	10	7	285	1,43
Fish meal.....				2,676
Floor coverings.....	318	964	318	1,010
Flour.....	156	19,381	1,094	23,855
Fruit, dried.....	474	17,020	667	49,474
Furniture and household goods.....	637	412	660	412
Fruit, fresh.....	364	4,177	741	28,709
General.....	22,299	7,647	44,800	24,098
Glass and glassware.....	2,355	104	4,384	262
Glue.....	46	101	46	101
Groceries.....	768	60	967	60
Guano.....		25		25
Gums.....		65		113
Hair, all kinds.....		41		45
Hay.....		175		400
Hemp, unmanufactured.....		91	30	844
Honey.....		200	52	234
Hops.....		149	48	160
Horns and hoofs.....				15
Infusorial earth.....	27		210	
Iron and steel, manufactures of (structural steel, plates, bars, angles, pipe, etc.).....		242		482
	45,765	1,129	72,281	1,374
Ivory nuts.....				2,847
Lard substitute.....	503		503	
Lime.....			228	
Liquors.....	216	285	1,164	329
Lumber (including manufactured mill products).....	529	81,073	613	153,991
Machinery.....	2,620	409	6,184	573
Malt.....	93		282	
Manufactured goods.....	5,604	949	9,160	1,556
Marble and granite.....			112	
Matches.....	27		201	
Metals:	168	373		603
Antimony.....			11	25
Copper.....		7,120	224	22,467
Gold and silver.....		16	92	36
Iron.....	566		766	

* Except as otherwise classified.

Commodity	United States intercoastal		Total for all trade routes including U.S. intercoastal	
	Atlantic to Pacific	Pacific to Atlantic	Atlantic to Pacific	Pacific to Atlantic
Metals—Continued:				
Lead.....		3,322	902	9,068
Tin.....	25	235	108	2,892
Zinc.....	210		539	4,382
Other and unclassified.....	19	56	4,121	559
Milk, powdered.....		497	40	930
Molasses and syrups.....	174	10	181	8,200
Nitrates.....	4,151	1,000	5,740	69,595
Nuts, edible (including meats).....	13	999	116	1,619
Oats.....	105	1,908	118	6,117
Oils, mineral:				
Crude.....	429	15,727	555	97,599
Gas and fuel.....	26	213,475	1,253	219,812
Gasoline, benzine and naphtha.....		119,516	11,616	150,127
Kerosene.....		27,610	396	27,982
Lubricating and greases.....	3,942	133	13,974	581
Other and unclassified.....	21		21	
Oils, vegetable:				
Coconut.....			100	9,139
Cottonseed.....	111		111	
Linseed.....	388	15	1,588	15
Olive.....			215	
Rapeseed.....				567
Wood.....	15		15	733
Other and unclassified.....	51	39	235	603
Oil, fish.....	13	982	73	1,001
Oil, whale.....			19	30
Oilseeds (cotton, flax, hemp, sesame, rapeseed, etc.).....		113	474	1,074
Oilseed cake and meal.....	270		272	3,436
Ores:				
Copper.....				7,162
Gold and silver.....				3,518
Iron.....			12	65,342
Lead.....				1,983
Magnesite.....		388		388
Manganese.....	145		145	25
Tin.....		36		440
Zinc.....				4,459
Other and unclassified.....	30	281	30	719
Paints and varnishes.....	520	52	969	102
Paper and paper products ¹	4,346	6,871	16,969	8,907
Paper scrap.....		2,119	590	2,119
Peanuts.....	633	305	633	305
Peas, dry.....		233		488
Peatmoss.....			378	
Phosphates.....	58		10,776	
Porcelainware.....	48	180	495	2,736
Potash.....	83	2,189	150	2,689
Pyrethrum flowers.....		26		145
Rags and waste.....	340	323	735	684
Railroad material.....	618		4,075	
Rice.....	431	949	1,233	3,386
Rope and twine.....	175	37	198	55
Rosin.....	1,061		4,337	
Rubber:				
Manufactured.....	522	20	1,090	29
Raw.....		58		542
Scrap.....		230	100	321
Salt.....	149		3,720	61
Sand.....	15		3,247	
Scrap metal.....	168	130	37,893	211
Seeds (except oilseeds).....	45	526	498	1,107
Sewer pipe (concrete and terra cotta).....	293		293	
Shells, oyster.....	769		769	
Silk, raw.....		1,039		1,784
Skins and hides.....	15	2,131	172	4,449
Slag.....			25	
Slate.....	478		478	
Soaps and products.....	1,704	120	1,838	188
Soda and sodium compounds.....	1,274		4,513	157
Soy beans.....	80		80	32,266
Sugar.....	67	15,020	8,309	65,059
Sulphur.....	10,700		10,700	
Talc.....		125	15	132
Tallow.....			60	1,075
Tea.....	34	54	106	1,054
Textiles ²	3,141	368	5,530	1,148
Tinplate.....	869		11,664	48
Tobacco and manufactures.....	1,003	30	6,722	44
Toilet preparations.....	288		293	

¹ Except as otherwise classified.² Cotton, silk, wool, rayon goods.

Commodity	United States intercoastal		Total for all trade routes including U.S. intercoastal	
	Atlantic to Pacific	Pacific to Atlantic	Atlantic to Pacific	Pacific to Atlantic
Turpentine.....	55	480
Vegetables, dry.....	27	102	350	278
Wall board.....	59	169	116
Wax, paraffin.....	204	1,657
Wheat.....	16,679	125,828
Wines.....	45	1,761	847	2,029
Wood pulp.....	850	8,249	7,095	10,597
Wool.....	14	3,305	16	5,649
Total, November 1933.....	150,819	660,564	477,376	1,472,537
Total, November 1932.....	127,895	440,303	343,229	1,188,280
Total, November 1931.....	144,087	389,579	472,373	1,105,150

¹ Except as otherwise classified.

Tanker Traffic

The following tabulation shows the tanker traffic through the Canal during November 1933, classified according to trade route:

Trade route	Atlantic to Pacific			Pacific to Atlantic		
	No. of ships	Panama Canal net tonnage	Tons of cargo	No. of ships	Panama Canal net tonnage	Tons of cargo
United States intercoastal.....	30	189,363	¹ 4,204	31	195,991	² 383,424
East coast of United States and South America.....	4	24,512	1	5,049	10,165
United States and Hawaiian Islands.....	1	4,412	1	4,286	8,190
United States and Philippine Islands.....	1	3,902	6,800
East coast of Canada and South America.....	3	20,872	42,655
West Indies and United States.....	1	7,909	1	5,514	10,159
West Indies and South America.....	2	6,461	11,849
South American intercoastal.....	724
Europe and United States.....	2	11,519	1	5,312	9,000
Europe and South America.....	3	22,861	3	23,541	45,463
Total.....	43	267,037	16,053	43	265,191	515,856

¹ Creosote.

² Includes 7,116 tons of wheat.

³ Molasses.

⁴ Coconut oil.

Comparison of Canal Traffic in November 1933 with November Traffic in Previous Years

Calendar year	Month of November			Fiscal year	Average per month for fiscal year		
	Commercial transits	Panama Canal net tonnage	Tons of cargo		Commercial transits	Panama Canal net tonnage	Tons of cargo
1914.....	¹ 89	312,805	446,773	1915.....	² 102	361,197	465,567
1915.....	(¹)	1916.....	63	199,687	257,843
1916.....	147	436,058	512,826	1917.....	150	483,213	588,213
1917.....	183	586,519	696,328	1918.....	172	547,839	627,669
1918.....	182	510,533	626,728	1919.....	169	510,416	576,385
1919.....	180	597,148	575,480	1920.....	206	712,170	781,208
1920.....	238	929,875	984,910	1921.....	241	951,323	966,601
1921.....	222	942,411	855,440	1922.....	228	851,455	907,075
1922.....	294	1,337,280	1,426,860	1923.....	331	1,550,482	1,630,656
1923.....	436	2,193,865	2,218,295	1924.....	436	2,179,073	2,249,559
1924.....	384	1,872,531	1,961,593	1925.....	389	1,904,596	1,996,570
1925.....	424	2,028,034	2,023,398	1926.....	433	2,064,549	2,169,787
1926.....	428	2,032,483	2,272,449	1927.....	456	2,185,651	2,312,351
1927.....	559	2,591,717	2,488,882	1928.....	538	2,454,886	2,469,226
1928.....	527	2,468,297	2,501,630	1929.....	534	2,468,483	2,555,250
1929.....	525	2,498,906	2,534,631	1930.....	515	2,498,385	2,502,519
1930.....	479	2,371,487	2,263,200	1931.....	461	2,316,012	2,090,233
1931.....	376	2,001,745	1,577,523	1932.....	376	1,968,785	1,650,667
1932.....	388	2,035,796	1,531,509	1933.....	375	1,901,823	1,514,811
1933.....	463	2,395,359	1,949,913	(³)	404	2,057,646	1,724,744

¹ Canal opened August 15, 1914.

² Average for 103 months of fiscal year ended June 30, 1915.

³ Canal closed on account of slides.

⁴ Average for first 11 months calendar year 1933.

Terminal Activities

Ships repaired during the month of November 1933 numbered 45, including 8 which were drydocked. Fuel oil in the quantity of 345,362 barrels was delivered as bunkers to 121 commercial vessels. Bunker coal amounting to 3,958 tons was delivered to 15 vessels. Sales of commissary supplies to ships aggregated \$31,602.74.

Cargo Handled at Terminal Ports

	Cristobal	Balboa	Total
Local cargo arriving..... tons	47,844	32,881	80,725
Local cargo shipped..... tons	6,184	564	6,748
Cargo received for transshipment..... tons	24,798	1,019	25,817
Cargo transhipped..... tons	24,607	675	25,282
"Canal Zone for Orders" cargo:			
Number of receipts issued.....	78	45	123
Number of releases issued.....	858	356	1,214
Tons received.....	338	405	743
Tons withdrawn.....	566	363	929

All Vessels Entering and Clearing Port

	Port of Cristobal			Port of Balboa		
	No. of ships	Registered gross tonnage	Registered net tonnage	No. of ships	Registered gross tonnage	Registered net tonnage
<i>Ships entering</i>						
All vessels, including those transiting Canal.	511	3,305,962	1,970,232	473	2,987,191	1,794,952
Vessels entering port but not transiting Canal.	68	410,038	231,321	14	66,237	35,649
Vessels transiting Canal and handling passengers and cargo at terminal ports.....	103	758,319	442,500	90	664,548	378,690
<i>Ships clearing</i>						
All vessels, including those transiting Canal..	511	3,266,770	1,945,292	465	2,969,530	1,782,917
Vessels clearing port but not transiting Canal..	69	401,967	224,650	16	67,254	36,264
Vessels transiting Canal and handling passengers and cargo at terminal ports.....	102	745,770	435,671	91	670,193	382,190

Cargo Discharged and Laden in Terminal Ports

The following is a report of tons of cargo discharged and/or laden at Cristobal and Balboa during the month from midnight, November 15, 1933, to midnight, December 15, 1933. Figures after names of vessels show, respectively, tons discharged and tons laden:

CRISTOBAL

Acajutla, 0, 886; Cerigo, 0, 751; Nansenville, 0, 27; Cristobal, 1,464, 449; Santa Cecilia, 259, 1; Peten, 397, 57; Zacapa, 499, 384; Canadian Cruiser, 20, 138; Colombia, 4, 223; Santa Elena, 250, 222; Santa Inez, 98, 612; Santa Marta, 416, 198; Pastores, 54, 140; Henderson, 3, 15; Granville, 195, 0; Oregon, 13, 154; Manizales, 464, 324; Alda, 58, 43; San Anselmo, 0, 82; Santa Paula, 119, 59; Peten, 14, 87; Tacoma, 110, 0; Endurance, 0, 28; Contessa, 147, 628; Velma Lykes, 175, 139; Rhein, 66, 691; Hokuroku Maru, 0, 134; Drechtdijk, 0, 4; Rancher, 140, 0; Vinland, 4, 0; Buenaventura, 1,456, 428; Santa Clara, 90, 302; Brion, 3, 62; Barneveld, 509, 367; Nuevo Panama, 242, 104; Santa Maria, 893, 1; Chicasaw City, 473, 0; Carillo, 593, 161; Santa Teresa, 59, 566; President Polk, 1, 0; Veragua, 455, 1; Calamares, 372, 349; Colombia, 21, 460; San Simeon, 112, 0; Hakkai Maru, 335, 146; Delftdyk, 111, 16; Vancouver, 232, 32; Salvador, 509, 668; Reina del Pacifico, 80, 265; Tai Yang, 785, 0; Soyo Maru, 180, 0; Durazzo, 1,178, 271; Kreta, 101, 500; President McKinley, 644, 0; Veragua, 59, 631; Emergency Aid, 257, 39; San Gil, 13, 0; Istmo, 500, 236; Orduna, 18, 11; Flandre, 65, 502; Carmelita, 47, 5; Kyphissia, 25, 107; Cefalu, 189, 452; Santa Rita, 160, 45; Venezuela, 72, 57; West Cape, 0, 107; President Wilson, 0, 16; Ancon, 1,712, 553; Santa Ana, 419, 40; Quirigua, 542, 74; Turrialba, 1,011, 301; Metapan, 251, 479; Santa Lucia, 95, 379; Haiti, 124, 487; Santa Isabel, 185, 758; Cali, 830, 333; Havel, 104, 215; Venezuela, 3, 400; Baarn, 7, 126; Cordillera, 98, 0; Knute Nelson, 0, 70; California, 31, 0; Santa Rosa, 222, 19; Ward, 145, 0; Quirigua, 35, 347; Darian, 218, 0; Neil Maersk, 200, 0; Spreewald, 19, 3; Atlantida, 243, 700; Baru, 0, 56; Orazio, 39, 567; San Bernardino, 273, 0; Tillie Lykes, 314, 49; Santa Barbara, 760, 1; Wyoming, 33, 0; San Jose, 68, 64; Buenos Aires, 0, 187; Syra, 18, 266; Seattle, 66, 31; Guayaquil, 1,042, 424; West Nilus, 41, 0; Sixaola, 669, 265; Peten, 233, 124; Santa Cecilia, 55, 252; Santa Maria, 161, 69; Istmo, 177, 129; Manizales, 293, 305; Costa Rica, 78, 0; Nebraska, 1, 76; Canadian Conqueror, 0, 580; Zenon, 361, 0; Brion, 102, 56; Vigilant, 26, 48; Acajutla, 257, 0; Sutherland, 260, 0; Santa Marta, 363, 233; Pastores, 105, 367; President Lincoln, 229, 0; Roland, 83, 638; Cerigo, 376, 398; Kwanto Maru, 560, 93; Belfast Maru, 270, 2; Peten, 17, 188; Santa Olivia, 249, 75; Canadian Victor, 0, 8; Cefalu, 258, 531; Cordillera, 14, 677; Magallanes, 102, 0; Cuba, 86, 733; Tactician, 251, 0; San Francisco, 33, 159; Toba Maru, 321, 0; Cristobal, 1,803, 0; Erfurt, 19, 38; Lochmonar, 58, 45; San Diego, 25, 60; Manuel Arnus, 1, 186; Santa Elisa, 273, 81; Zacapa, 747, 0; Veragua, 170, 81; Peter Kerr, 109, 0.

BALBOA

Santa Cecilia, 26, 1; Pennsylvania, 30, 0; Galveston, 236, 0; Acajutla, 0, 42 pounds; Chiriqui, 320, 5; Astoria, 3,743, 0; Santa Inez, 55, 206; Santa Elena, 57, 37; Granville, 468, 0; Santa Paula, 46, 21; Santa Maria, 0, 1; Santa Clara, 157, 20; Santa Teresa, 155, 16; Salvador, 1, 0; Reina del Pacifico, 0, 1; Tai Yang, 120, 0; Antigua, 278, 54; Point Ancha, 104, 0; San Marcos, 3, 0; Santa Rita, 17, 0; Neches, 78, 4; Canada, 80, 0; Santa Ana, 75, 36; California, 10, 0; Knute Nelson, 10, 0; Santa Lucia, 152, 27; Talamanca, 348, 26; Clam, 10,059, 0; Baarn, 165, 28; Santa Rosa, 64, 0; Ward, 134, 0; San Blas, 200, pounds; 0; Rangitiki, 27, 0; Istmo, 198, 0; Santa Cecilia, 25, 28; President Adams, 2, 0; Santa Maria, 83, 60; Chiriqui, 406, 280; Kwanto Maru, 285, 0; Benjamin Franklin, 87, 0; Glenpool, 1,908, 0; Cerigo, 0, 356 pounds; Santa Elisa, 13, 600 pounds.

Passengers

Ocean ship passengers disembarking at Cristobal numbered 1,476; embarking, 1,322; at Balboa, 724 disembarking and 550 embarking. Passengers passing through the Canal from the Atlantic to the Pacific numbered 4,471; from the Pacific to the Atlantic, 2,117. Aircraft numbering 45 entered Cristobal and 103 passengers disembarked; clearances were 45, with 108 passengers embarking. One aircraft entered Balboa, discharging 3 passengers; 3 aircraft cleared with no passengers embarking.

Movements of Ocean Vessels Through the Panama Canal **From midnight November 15, to midnight December 15, 1933**

ATLANTIC TO PACIFIC

Ship	Date arrived	Date cleared	Nationality	Line (Charterer or operator)	Port		Cargo	
					From—	For—	Nature	Tons
Cape of Good Hope. ²	15	16	Brit.	Chilean Nitrate Co.	Bilbao, Spain.	Tocopilla, Chile.	Ballast.
Sheaf Crown.	16	16	Brit.	Thos. Rice & Co.	Tampa, Fla.	Yokohama, Japan	(²) General.	2,369
F. J. Luckenbach.	16	16	Amer.	Luckenbach Line.	Boston, Mass.	Tacoma, Wash.	General.	7,797
Chr. Knudsen.	16	16	Nor.	A. Borgestad.	Everglades, Fla.	Yokohama, Japan	Scrap iron.	630
Moldanger.	16	16	Nor.	Interocean Line.	Rotterdam, Neth.	S. Francisco, Cal.	Linseed oil.	6,256
Birmingham City.	16	17	Amer.	Isthmian S.S. Lines.	Baltimore, Md.	Seattle, Wash.	General.	1,298
President Lincoln.	16	17	Amer.	Dollar Line.	New York, N.Y.	S. Francisco, Cal.	General.	2,282
Pennsylvania.	17	17	Amer.	Panama-Pacific Line.	New York, N.Y.	S. Francisco, Cal.	General.
Olovsborg.	17	17	Fin.	Zachariassen & Co.	Newport, Eng.	Brit. Columbia. ¹⁴	Ballast.
Glenpool.	17	17	Amer.	Standard Ship. Co.	New York, N.Y.	Los Angeles, Cal.	Ballast.
Cerigo.	11	17	Ger.	Hamburg-Amer. Line.	Cristobal, C.Z.	Guayaquil, Ecuador	General.	678
Nordpol. ²	17	18	Dan.	Anglo-Chil. Nit. Corp.	Wilmington, N.C.	Chile.	Ballast.
L-53. ⁵	17	18	Amer.	U.S. Army.	Cristobal, C.Z.	Ped. Miguel, C.Z.	(¹⁶)
Levant Arrow. ¹	16	18	Amer.	Stand. Vacuum Tr'p.	Providence, R.I.	Los Angeles, Cal.	Ballast.
Jutland.	17	18	Brit.	Glen & Co.	London, Eng.	Vancouver, B.C.	Ballast.
Wind Rush.	18	18	Amer.	Shepard S.S. Co.	N. Bedford, Mass.	Tacoma, Wash.	General.	4,330
Vardaa. ²	18	18	Nor.	Anglo-Saxon Pet. Co.	Stockholm, Swed.	Los Angeles, Cal.	Ballast.
Acajutla.	11	18	Brit.	Pacific Steam Nav. Co.	Cristobal, C.Z.	Champano, Guat.	General.	800
Forbes Hauptman.	18	18	Amer.	McCormick S.S. Co.	New York, N.Y.	Seattle, Wash.	General.	1,667
Hartlepool.	17	18	Brit.	J. & C. Harrison.	Mobile, Ala.	Yawata, Japan.	(¹⁷)	8,019
Masser.	18	18	Amer.	Calmar S.S. Corp.	Baltimore, Md.	Seattle, Wash.	Steel, gen.	6,425
Omaha Perino. ⁵	18	19	Amer.	W. L. Stilson.	Cristobal, C.Z.	Gatun, C.Z.	Ballast.
Santa Elena.	18	19	Amer.	Panama Mail S.S. Co.	New York, N.Y.	Seattle, Wash.	General.	1,563
Santa Inez. ²	18	19	Amer.	Grace Line.	New York, N.Y.	Talcahuano, Chile	General.	1,764
Tainui.	19	19	Brit.	Shaw, Savill & Albion	London, Eng.	Wellington, N.Z.	General.	3,000
Point Caleta.	18	19	Amer.	Gulf-Pacific Line.	Houston, Tex.	Seattle, Wash.	(¹⁸)	4,464
Nevada.	19	19	Amer.	Amer.-Hawaiian Line.	Boston, Mass.	Portland, Oreg.	General.	1,552
Cambridge.	19	20	Brit.	Fed. Steam Nav. Co.	Falmouth, Eng.	N. Plymouth, N.Z.	General.	2,850
Granville. ²	19	20	Pan.	Fred Olsen Line.	Oslo, Norway.	Vancouver, B.C.	(¹⁹)	2,060
Langleetford.	19	19	Brit.	Dale & Co.	Trinidad, B.W.I.	Brit. Columbia.	Ballast.
Istmo.	15	20	Pan.	Elliot Ship. & Land Co.	Gothburg, Swed.	B'ventura, Col.	Salt.	280
Teal. ⁵	20	20	Amer.	P. A. White.	Cristobal, C.Z.	Balboa, C.Z.	Ballast.
E. T. Bedford. ²	20	20	Amer.	Standard Ship. Co.	New York, N.Y.	Los Angeles, Cal.	Ballast.
L-53. ⁵	20	21	Amer.	U.S. Army.	Cristobal, C.Z.	Gatun, C.Z.	Ballast.
Japanese Prince. ²	20	21	Brit.	Prince Line, Ltd.	Halifax, N.S.	Manila, P.I.	General.	2,200
Santa Cecilia.	20	21	Amer.	Argonaut S.S. Co.	New York, N.Y.	Seattle, Wash.	General.	5,917
Condor.	21	21	Chile.	R. W. James & Co.	New York, N.Y.	Valparaiso, Chile.	Ballast.
Pomona.	21	21	Amer.	Nacirema Oper'g Co.	Boston, Mass.	Seattle, Wash.	General.	394
Leise Maersk. ²	21	21	Dan.	A. P. Moller.	Pt. Limon, C.R.	Chincha Islands.	Ballast.
Dalveen.	21	21	Brit.	Chile Nitrate Corp.	New Orleans, La.	Tocopilla, Chile.	Ballast.
Columbian.	21	21	Amer.	Amer.-Hawaiian Line.	Boston, Mass.	Seattle, Wash.	General.	1,600
Munizales.	20	21	Ger.	North German Lloyd.	Cristobal, C.Z.	Guayaquil, Ecuador	General.	270
Invercorrie.	21	22	Ven.	Standard Ship. Co.	Aruba, D.W.I.	B'ventura, Col.	Gasoline.	1,054
El Libertador. ³	20	21	Pan.	N. Pinel.	Cristobal, C.Z.	Balboa, C.Z.	Ballast.
El Son. ²	20	21	Pan.	N. Pinel.	Cristobal, C.Z.	Balboa, C.Z.	Ballast.
Tréssick.	21	23	Brit.	Hain S.S. Co.	Norfolk, Va.	Tocopilla, Chile.	Ballast.
J. M. Danziger. ²	21	22	Amer.	Standard Ship. Co.	Fall River, Mass.	Los Angeles, Cal.	Ballast.
Cities Service Empire. ²	21	22	Amer.	The Texas Co.	New York, N.Y.	Los Angeles, Cal.	Ballast.
Asuka Maru. ²	22	22	Jap.	Nippon Yusen Kaisha	Baltimore, Md.	Moji, Japan.	General.	8,574
Bradgen.	22	22	Brit.	Berth Service.	Panama City, Fla.	Yawata, Japan.	(²⁰)	6,979
Marsodak.	21	22	Amer.	Nelson Line.	Newp't News, Va.	S. Francisco, Cal.	Ballast.
Geddington Court.	22	22	Brit.	Canadian Transp. Co.	Sunderland, Eng.	Vancouver, B.C.	Ballast.
Hokuroku Maru. ²	22	22	Jap.	Osaka Shosen Kaisha.	Philadelphia, Pa.	Moji, Japan.	General.	6,451
C. A. Canfield. ²	22	22	Amer.	Standard Ship. Co.	Baltimore, Md.	Los Angeles, Cal.	Ballast.
Elmworth. ²	22	22	Brit.	Canadian Transp. Co.	Montreal, Can.	Tacoma, Wash.	General.	6,540
Rio de Jauciro Maru. ²	22	22	Jap.	Osaka Shosen Kaisha.	Montevideo, Uru.	Kobe, Japan.	General.	4,592
Walter A. Luckenbach.	22	23	Amer.	Luckenbach Line.	Boston, Mass.	Seattle, Wash.	General.	2,357
Sambu. ³	21	21	Pan.	Hans Elliot.	Cristobal, C.Z.	Balboa, C.Z.	Ballast.
Real. ³	21	21	Pan.	Hans Elliot.	Cristobal, C.Z.	Balboa, C.Z.	Ballast.
Somersby.	22	23	Brit.	Dale & Co.	Montreal, Canada	Vancouver, B.C.	Ballast.
Yankee. ⁶	22	26	Amer.	Irving Johnson.	Gloucester, Mass.	Galapagos, Is.	Ballast.
Arizona.	22	23	Fr.	French Line.	Havre, France.	Valparaiso, Chile.	General.	1,348
Acacia. ¹³	23	23	Amer.	U.S. Government.	San Juan, P.R.	Balboa, C.Z.	Ballast.
Vinland. ²	23	23	Nor.	Scand. S. Pacific Line.	Oslo, Norway.	Valparaiso, Chile.	General.	3,311
San Gil.	23	25	Pan.	United Fruit Co.	Philadelphia, Pa.	Pto. Arm'les, R.P.	Ballast.
El Aleto. ²	23	23	Brit.	Anglo-Ecuador Oil Co.	Philadelphia, Pa.	La Libertad, Ecua.	Ballast.
Hoyanger. ²	22	23	Nor.	Westfal, Larsen & Co.	Buenos Aires, Arg.	Vancouver, B.C.	Coffee, bones	1,235
Nordbo. ²	22	23	Dan.	Anglo-Can. Ship. Co.	Grimshy, Eng.	Vancouver, B.C.	Coal.	1,525

¹ Tanker. ² Motor ship. ³ Motor schooner. ⁴ Launch. ⁵ Yacht. ⁶ Lighthouse tender. ⁷ For orders. ⁸ Phosphate, cotton. ⁹ Towing barge. ¹⁰ Cotton, scrap steel. ¹¹ Corn, stee, pipe, etc. ¹² Cement, paper, etc. ¹³ Scrap iron, cotton.

ATLANTIC TO PACIFIC—Continued

Ship	Date arrived	Date cleared	Nationality	Line (Charterer or operator)	Port		Cargo	
					From—	For—	Nature	Tons
Nordkap ²	22	23	Dan.	Anglo-Can. Ship. Co.	Swansea, Eng.	Los Angeles, Cal.	Ballast
Northumberland	23	23	Brit.	N.Z. Shipping Co.	Falmouth, Eng.	New Zealand	Ballast
Vikingstar	23	23	Brit.	Blue Star Line	Tyne, England	Vancouver, B.C.	Ballast
Muncaster Castle ²	23	23	Brit.	Barber Line	New York, N.Y.	Hongkong, China	General	1,893
Santa Clara	23	24	Amer.	Grace Line	New York, N.Y.	Valparaiso, Chile	General	1,941
President Polk	24	24	Amer.	Dollar Line	New York, N.Y.	S. Francisco, Cal.	General	3,806
Sultan Star	23	24	Brit.	Blue Star Line	London, Eng.	Wellington, N.Z.	Ballast
Dagfred ²	24	24	Nor.	J. P. Pedersen & Son	Albany, N.Y.	Los Angeles, Cal.	Ballast
Ethel Radcliffe	24	24	Brit.	Anglo-Can. Ship. Co.	Baltimore, Md.	Vancouver, B.C.	Ballast
Heinrich V. Riedemann ²	24	24	Danz.	W. Tankschiff Rhed'i	Havre, France	Talara, Peru	Ballast
Sunnanvik ²	24	24	Swed.	Maersk Line	Baltimore, Md.	Iloilo, P.I.	(²)	6,783
Rimac ²	25	25	Peru	Peruvian Government	Hole Haven, Eng.	Callao, Peru	Naval sup.	200
Santa Teresa	24	25	Amer.	Panama Mail S.S. Co.	Philadelphia, Pa.	S. Francisco, Cal.	General	2,731
J-26 ²	Amer.	U.S. Army	Cristobal, C.Z.	Gatun, C.Z.	Ballast
Sambu ²	23	Pan.	Hans Elliot	Cristobal, C.Z.	Balboa, C.Z.	Ballast
Ferndale ²	25	25	Nor.	Fearnley & Eger	Baltimore, Md.	Los Angeles, Cal.	Ballast
Langlegorse	25	25	Brit.	Canadian Transp. Co.	Tyne, England	Vancouver, B.C.	Ballast
Pacific Grove ²	25	25	Brit.	Furness, Withy & Co.	Manchester, Eng.	Vancouver, B.C.	General	487
Gulfwax ²	25	25	Amer.	Gulf Refining Co.	New York, N.Y.	Los Angeles, Cal.	Ballast
Svealand ²	25	25	Swed.	Ore S.S. Corp.	Sparrows Pt., Md.	Cruz Gr'de, Chile	Ballast
Aden Maru	25	25	Jap.	Kokusai Kisen Kaisha	Chester, Pa.	Yawata, Japan	(²)	7,572
San Simeon	25	25	Amer.	Quaker Line	New York, N.Y.	Tacoma, Wash.	General	1,488
Mathew Luckenbach	25	25	Amer.	Luckenbach Line	Houston, Tex.	Seattle, Wash.	Gen., grain	4,868
Rhein ²	22	25	Ger.	Hamburg-Amer. Line	Hamburg, Ger.	Valparaiso, Chile	General	3,313
Constance Chandler	25	25	Amer.	Arrow Line	Baltimore, Md.	Seattle, Wash.	General	1,560
E. J. Bullock ²	25	25	Amer.	Standard Ship. Co.	Baltimore, Md.	Los Angeles, Cal.	Ballast
San Francisco	25	25	Fr.	French Line	Antwerp, Belg.	Vancouver, B.C.	Gen., coke	4,187
Reina del Pacifico	25	26	Brit.	Pacific Steam Nav. Co.	Liverpool, Eng.	Valparaiso, Chile	General	3,169
Nuevo Panama ²	24	26	Pan.	Elliot Ship. & Land Co.	Cristobal, C.Z.	Pto. Arm'les, R.P.	General	125
Chickasaw City	24	26	Amer.	Isthmian S.S. Lines	Baltimore, Md.	Honolulu, T.H.	Steel, gen.	2,564
President Herrenschmidt ²	25	26	Nor.	Peechelbronn	Port de Boue, Fr.	Talara, Peru	Ballast
Delftdijk ²	25	26	Neth.	N. Pac. Coast Line	Rotterdam, Neth.	Vancouver, B.C.	General	1,121
Atlantic Maru	25	26	Jap.	Kokusai Line	Montreal, Canada	Yawata, Japan	Scrap steel	7,270
Kentuckian	25	26	Amer.	Amer.-Hawaiian Line	Boston, Mass.	S. Francisco, Cal.	General	1,853
Portmar	25	26	Amer.	Calmar Line	Baltimore, Md.	Seattle, Wash.	General	4,835
Cape Cornwall	26	26	Brit.	Lyle Shipping Co.	Hull, England	Vancouver, B.C.	Gen.
Tuscaloosa City	26	26	Amer.	Isthmian S.S. Lines	Swansea, Eng.	Vancouver, B.C.	Gen., steel	4,757
Brión	26	26	Neth.	Royal Neth. S.S. Co.	Amsterdam, Neth.	B'ventura, Col.	General	28
Wilhelm A. Reide-mann ²	23	27	Ger.	Agay Petrol. Corp.	Fawley, England	Talara, Peru	Ballast
Atlanta City	27	27	Amer.	Isthmian S.S. Lines	Baltimore, Md.	Hawaiian Islands	Ballast
Vancouver	25	27	Ger.	Hamburg-Amer. Line	Hamburg, Ger.	Vancouver, B.C.	General	5,231
Edda	27	27	Ital.	Nav. Libera Triestina	Barry, England	Seattle, Wash.	Ballast
Bronxville ²	27	27	Nor.	Fern Line	New Orleans, La.	Yokohama, Japan	Cotton, lead	5,551
Port Sydney	27	27	Brit.	Com. & Dom. Line	New York, N.Y.	Adelaide, Aus'lia	General	4,512
Emergency Aid	27	27	Amer.	Pac.-Arg.-Brazil Line	Rosario, Arg.	Seattle, Wash.	(²)	4,434
Hardingham	27	27	Brit.	J. & C. Harrison	Norfolk, Va.	Arica, Chile	Ballast
Lapwing ¹⁰	Amer.	U.S. Navy	Cristobal, C.Z.	Balboa, C.Z.	Ballast
Neches ²	27	28	Amer.	U.S. Navy	Quanta'o, Cuba	San Diego, Cal.	Misc
King City	27	28	Brit.	Reardon Smith Line	Galveston, Tex.	Shanghai, China	(²)	7,748
S-10 ⁷	Amer.	U.S. Navy	Cristobal, C.Z.	Balboa, C.Z.	Ballast
Moveria ²	27	28	Brit.	Donaldson Line	Glasgow, Scot.	Vancouver, B.C.	General	616
Buffalo Bridge	27	29	Amer.	Stanifer Chemical Co.	New Orleans, La.	S. Francisco, Cal.	Sulphur	4,500
Tivy	27	3	Nor.	Chile Nitrate Co.	Montreal, Canada	Antofagasta, Chile	Ballast
Tiradentes ²	27	28	Nor.	W. Wilhelmsen	Baltimore, Md.	Los Angeles, Cal.	Ballast
Java Arrow ²	27	28	Amer.	Stand. Vacuum Tr'p.	New York, N.Y.	S. Francisco, Cal.	Ballast
Golden River	28	28	Amer.	Amer.-Hawaiian Line	Baltimore, Md.	Seattle, Wash.	General	1,316
Iowan	28	28	Amer.	Amer.-Hawaiian Line	Boston, Mass.	Seattle, Wash.	General	2,008
Istmo	27	29	Pan.	Elliot Ship. & Land Co.	Cristobal, C.Z.	B'ventura, Col.	General	220
Durazzo	26	29	Ger.	Hamburg-Amer. Line	Cristobal, C.Z.	Guayaquil, Ecuador	General	270
Chester Sun ²	28	29	Amer.	Sun Oil Co.	Chester, Pa.	Talara, Peru	Ballast
Bente Maersk ²	29	29	Dan.	Standard Oil Co.	New York, N.Y.	Los Angeles, Cal.	Ballast
Aurora ⁶	29	2	Amer.	Lewis S. Stone	New York, N.Y.	S. Francisco, Cal.	Ballast
Cities Service Toledo ²	29	30	Amer.	Warner Quinlan Co.	New York, N.Y.	S. Francisco, Cal.	Ballast
Tuira ²	28	Pan.	A. A. Valdez	Cristobal, C.Z.	Balboa, C.Z.	Ballast
Real ²	28	Pan.	Elliot Ship. & Land Co.	Cristobal, C.Z.	Balboa, C.Z.	Ballast
Sambu ²	28	Pan.	Elliot Ship. & Land Co.	Cristobal, C.Z.	Balboa, C.Z.	Ballast
Franklin K. Lane	29	30	Amer.	Standard Ship. Co.	New York, N.Y.	Los Angeles, Cal.	Ballast
William Rockefeller ²	29	Amer.	Standard Ship. Co.	New York, N.Y.	Los Angeles, Cal.	Ballast

¹ Tanker.² Motor ship.³ Motor schooner.⁵ Launch.⁶ Yacht.⁷ Submarine.⁸ Transport.
coffee, general.¹⁰ Mine sweeper.¹² Scrap iron, general.¹⁴ Scrap iron, cotton.¹⁵ Bones,

ATLANTIC TO PACIFIC—Continued

Ship	Date arrived	Date cleared	Nationality	Line (Charterer or operator)	Port		Cargo	
					From—	For—	Nature	Tons
Deroche ¹	29	30	Amer.	Union Oil Co.	Jacksonville, Fla.	Los Angeles, Cal.	Ballast	
Paul Luckenbach	29	30	Amer.	Luckenbach Line	Providence, R.I.	Seattle, Wash.	General	1,942
West Cape	30	30	Amer.	McCormick S.S. Co.	Philadelphia, Pa.	Tacoma, Wash.	General	2,299
Rangitata ²	30	1	Brit.	N.Z. Shipping Co.	London, Eng.	Wellington, N.Z.	General	3,083
Canada ²	30	1	Swed.	Johnson Line	Goth'burg, Swed.	San Diego, Cal.	(¹⁴)	5,143
Taihei Maru ²	30	1	Jap.	Mitsui Bussan Kaisha	New York, N.Y.	Kobe, Japan	(¹⁵)	3,397
President Wilson	30	1	Amer.	Dollar Line	New York, N.Y.	Manila, P.I.	General	1,370
California	1	2	Amer.	Panama-Pacific Line	New York, N.Y.	S. Francisco, Cal.	General	2,397
Newton Beech	30	1	Brit.	Ridley, Son & Tully	New York, N.Y.	Brit. Columbia	Ballast	
San Blas	1	1	Pan.	United Fruit Co.	Philadelphia, Pa.	Pto. Arm'les, R.P.	Ballast	
Cornwall	30	1	Brit.	Federal Steam Nav. Co.	Newport, Eng.	Bluff, N.Z.	General	10,235
Fernwood	1	1	Nor.	Fern Line	Houston, Tex.	Shanghai, China	Cotton, zinc	5,000
Silvercedar ²	1	1	Brit.	S. & J. Thompson	New Orleans, La.	Shanghai, China	Cotton	4,316
Llanarth	1	1	Brit.	Evan T. Radcliffe Co.	Baltimore, Md.	Arica, Chile	Ballast	
Amerikaland ²	1	2	Swed.	Ore S.S. Corp.	Baltimore, Md.	Cruz Gr'de, Chile	Ballast	
Silversandal ²	1	2	Brit.	Kerr S.S. Line	New York, N.Y.	Hongkong, China	General	2,553
Point Bonita	1	2	Amer.	Swayne & Hoyt	Beaumont, Tex.	Powell Riv., B.C.	General	2,583
Potter ²	1	2	Amer.	Roosevelt S.S. Co.	Baltimore, Md.	Hongkong, China	Gen., dye	3,199
Mercury Sun ²	2	2	Amer.	Shell Oil Co.	Perth A'boy, N.J.	Los Angeles, Cal.	Ballast	
Hanover	2	2	Amer.	Lykes Bros. Ripley Co.	New Orleans, La.	Shanghai, China	(¹⁶)	7,391
Salvador	25	2	Brit.	Pacific Steam Nav. Co.	Cristobal, C.Z.	Champ'ico, Guat.	General	600
San Felipe	3	2	Amer.	Swayne & Hoyt	Houston, Tex.	Tacoma, Wash.	General	4,290
Santa Isabel	3	3	Amer.	Grace Line	New York, N.Y.	Valparaiso, Chile	General	2,096
Standard ²	22	3	Amer.	Standard Ship. Co.	Gatun, C.Z.	Balboa, C.Z.	Drydocking	
Santa Lucia	2	3	Amer.	Panama Mail S.S. Co.	Philadelphia, Pa.	Seattle, Wash.	Coffee, gen.	3,212
Californian ²	2	3	Amer.	Amer.-Hawaiian Line	Boston, Mass.	Portland, Oreg.	General	2,027
Steelmaker	3	3	Amer.	Isthmian S.S. Lines	Baltimore, Md.	Honolulu, T.H.	(¹⁷)	3,437
Northern Sun ²	3	3	Amer.	Sun Oil Co.	Baltimore, Md.	Los Angeles, Cal.	Ballast	
Tampa ²	3	3	Nor.	W. Wilhelmsen	Norfolk, Va.	Los Angeles, Cal.	Ballast	
California	3	3	Ital	Nav. Libera-Triestina	Genoa, Italy	Vancouver, B.C.	General	474
Grainton	4	4	Brit.	R. Chapman & Sons	Philadelphia, Pa.	Vancouver, B.C.	Ballast	
Pacific President ²	4	4	Brit.	Furness, Withy & Co.	Manchester, Eng.	Vancouver, B.C.	General	275
Austvard ²	4	4	Nor.	Laurits Kloster	New York, N.Y.	Yokohama, Japan	Scrap iron	6,500
Baarn	3	5	Neth	Royal Neth. S.S. Co.	Amsterdam, Neth	Coral, Chile	General	1,142
El Sonar	3	5	Pan.	N. Pinel	Cristobal, C.Z.	Balboa, C.Z.	Ballast	
Cal	2	5	Ger.	North German Lloyd	Cristobal, C.Z.	Guayaquil, Ecuador	General	260
F. H. Bedford, Jr. ²	5	5	Danz.	Stand. Fr. Americaine	Havre, France	Talara, Peru	Ballast	
Forthbank	5	5	Brit.	Andrew Weir & Co.	Tampico, Mexico	Adelaida, Aus'lia	Asphalt	5,906
Twiggs, No. 127 ²	5	8	Amer.	U.S. Navy	U.S. port	W. coast U.S.A.	Ballast	
San Bernardino	5	6	Amer.	Quaker Line	Norfolk, Va.	Seattle, Wash.	Gen., lub. oil	3,304
City of Manila	6	6	Brit.	Norton, Lilly & Co.	Baltimore, Md.	Dairen, China	General	3,576
Nebraskan	6	6	Amer.	Amer.-Hawaiian Line	Boston, Mass.	Seattle, Wash.	General	1,656
Alik	6	6	Greek	N. G. Livanos	Norfolk, Va.	Chicama, Peru	Ballast	
Trocarril	6	6	Brit.	Hain S.S. Line	Norfolk, Va.	Taltal, Chile	Ballast	
Susan Maersk	6	6	Dan.	A. P. Moller	Pto. Barrios, Guat.	Topolob'po, Mex.	Ballast	
Abana	6	6	Ger.	North German Lloyd	Cartagena, Col.	Guaymas, Mex.	Ballast	
Adrastus	6	6	Brit.	Alfred Holt & Co.	Philadelphia, Pa.	Yokohama, Japan	General	3,273
Baru ²	5	6	Pan.	Hans Elliot	Cristobal, C.Z.	Balboa, C.Z.	Ballast	
Berganger ²	6	6	Nor.	Interoceano Line	Rotterdam, Neth.	Vancouver, B.C.	Ballast	
Sambu ²	5	6	Pan.	Elliot Ship. & Land Co.	Cristobal, C.Z.	Balboa, C.Z.	Ballast	
J-10 ²	5	6	Amer.	U.S. Army	Cristobal, C.Z.	Gatun, C.Z.	Ballast	
Wyoming	6	7	Fr.	French Line	Havre, France	Vancouver, B.C.	Coke, steel	1,969
Norway Maru	6	7	Jap.	Kawasaki K. Kaisha	Galveston, Tex.	Shanghai, China	(¹⁸)	4,228
Justin	7	7	Ger.	North German Lloyd	Bremen, Ger.	Vancouver, B.C.	General	
Atago Maru ²	7	7	Jap.	Nippon Yusen Kaisha	Philadelphia, Pa.	Kobe, Japan	Gen., lub. oil	8,799
Tai Yin ²	7	7	Nor.	Barber Line	New York, N.Y.	Yokohama, Japan	(¹⁹)	4,241
Antietam ²	7	7	Amer.	Shell Petroleum Corp.	Chester, Pa.	Los Angeles, Cal.	Ballast	
Susan V. Luckenbach	7	7	Amer.	Luckenbach Line	Boston, Mass.	Seattle, Wash.	General	1,747
W. S. Miller ²	7	7	Amer.	Shell Oil Co.	Sewaren, N.J.	Los Angeles, Cal.	Ballast	
West Nilus	7	7	Amer.	McCormick S.S. Co.	Buenos Aires, Arg.	Vancouver, B.C.	Coffee, gen.	2,628
Athleduchess ²	7	8	Brit.	Gen. Petroleum Co.	New York, N.Y.	Los Angeles, Cal.	Ballast	
Mary Ann ²	7	8	Amer.	U.S. Navy	Cristobal, C.Z.	Gatun, C.Z.	Ballast	
Seattle ²	7	8	Ger.	Hamburg-Amer. Line	Hamburg, Ger.	Vancouver, B.C.	General	1,799
Montgomery City	7	8	Amer.	Isthmian S.S. Lines	Baltimore, Md.	Honolulu, T.H.	Ballast	
President Adams	8	8	Amer.	Dollar Line	New York, N.Y.	S. Francisco, Cal.	General	2,606
Zealandia ²	8	9	Brit.	Shaw, Savill & Albion	London, Eng.	New Zealand	General	4,075
Herman Frasch	8	8	Amer.	Texas Gulf Sulphur	Galveston, Tex.	Tacoma, Wash.	Sulphur	6,402
J. H. Senior ²	8	8	Danz.	W. Tankeschiff Rhed'.	New York, N.Y.	Talara, Peru	Ballast	
Nordvard ²	8	8	Nor.	West Indian Trad. Co.	Covenas, Col.	B'ventura, Col.	Cement, bulls	1,808
Spencer Kellogg ²	8	8	Amer.	Kellogg S.S. Co.	New York, N.Y.	Manila, P.I.	Ballast	
John Worthington ²	7	8	Amer.	Standard Ship. Co.	New York, N.Y.	Los Angeles, Cal.	Ballast	
Santa Cecilia	8	9	Amer.	Panama Mail S.S. Co.	New York, N.Y.	S. Francisco, Cal.	General	1,208
Santa Maria ²	8	9	Amer.	Grace Line	New York, N.Y.	Valparaiso, Chile	General	1,882

¹ Tanker. ² Motor ship. ³ Motor schooner. ⁴ Launch. ⁵ Destroyer. ⁶ Crane. ⁷ Paper, pulp, general. ⁸ Scrap iron, rosin, aluminum. ⁹ Cotton, scrap steel. ¹⁰ Steel, wire, general. ¹¹ Cotton, carbon black. ¹² Scrap iron, general.

ATLANTIC TO PACIFIC—Continued

Ship	Date arrived	Date cleared	Nationality	Line (Charterer or operator)	Port		Cargo	
					From—	For—	Nature	Tons
Trevarrack	8	9	Brit.	Hain S.S. Co.	Norfolk, Va.	Toconilla, Chile.	Ballast	
John Bakke ²	8	9	Nor.	Cascade Line	Rotterdam, Neth.	Vancouver, B.C.	Iron	27
San Gil	8	9	Pan.	United Fruit Co.	Mobile, Ala.	Pto. Arm'les, R.P.	Ballast	
Asia ²	8	9	Dan.	East Asiatic Co.	Nuevitas, Cuba.	Vancouver, B.C.	Ballast	
K. I. Luckenbach	8	9	Amer.	Luckenbach Line	Mobile, Ala.	Seattle, Wash.	General	5,710
Laganbank ²	9	9	Brit.	Bank Line, Ltd.	Philadelphia, Pa.	Shanghai, China.	General	2,417
Panamam	9	9	Amer.	Amer.-Hawaiian Line	Boston, Mass.	Portland, Oreg.	General	1,846
Sutherland	9	9	Amer.	Nelson Line	New York, N.Y.	Seattle, Wash.	General	2,906
Syra	7	11	Ger.	Hamburg-Amer. Line	Hamburg, Ger.	Champ'ico, Guat.	General	663
Empire Star	9	10	Brit.	Blue Star Line	Tyne, England	N. West'er, B.C.	Ballast	
Canadolite ²	10	10	Brit.	Imperial Oil Co.	Montreal, Can.	Lobitos, Peru	Ballast	
Sacramento Valley	10	10	Brit.	Reardon Smith Line	Pt. Tampa, Fla.	Shanghai, China.	(¹²)	7,685
Hardwicke Grange	10	10	Brit.	Furness, Withy & Co.	London, Eng.	Vancouver, B.C.	Ballast	
Penmar	10	10	Amer.	Calmar Line	Baltimore, Md.	Seattle, Wash.	Steel, gen.	5,953
S-13 ²			Amer.	U.S. Navy	Cristobal, C.Z.	Balboa, C.Z.	Ballast	
S-15 ²			Amer.	U.S. Navy	Cristobal, C.Z.	Balboa, C.Z.	Ballast	
S-16 ²			Amer.	U.S. Navy	Cristobal, C.Z.	Balboa, C.Z.	Ballast	
S-17 ²			Amer.	U.S. Navy	Cristobal, C.Z.	Balboa, C.Z.	Ballast	
S-12 ²			Amer.	U.S. Navy	Cristobal, C.Z.	Balboa, C.Z.	Ballast	
Mallard ¹⁰			Amer.	U.S. Navy	Cristobal, C.Z.	Balboa, C.Z.	Ballast	
Roland	10	11	Ger.	North German Lloyd	Hamburg, Ger.	Valparaiso, Chile.	General	2,373
Canadian Beaver	10	11	Brit.	G. Lakes Interc'l Line	Montreal, Can.	Vancouver, B.C.	General	2,800
Benjamin Franklin ²	10	11	Nor.	Fred Olsen & Co.	Oslo, Norway	Vancouver, B.C.	General	3,394
Peter Hurl ²	10	11	Danz.	W. Tankschiff Rhed'i.	Havre, France	Talara, Peru	Ballast	
Lycia ²	10	11	Brit.	Canadian Transp. Co.	St. John, N.B.	N. West'er, B.C.	General	2,650
Ryoyo Maru ²	11	11	Jap.	Kawasaki K. Kaisha	Norfolk, Va.	Kobe, Japan	Ballast	
Hindpool	11	11	Brit.	Sir R. Ropner & Co.	Barry, England	Vancouver, B.C.	Ballast	
Chilore	11	11	Amer.	Ore S.S. Corp.	Baltimore, Md.	Cruz Gr'de, Chile	Ballast	
Badjestan	11	12	Brit.	Common Brothers	Dunston, Eng.	Arica, Chile	Ballast	
Athelviscount ²	11	12	Brit.	United Molasses Co.	Greenock, Eng.	Honolulu, T.H.	Ballast	
Rolling Stone ²	11		Pan.	Robert Wilcox	Cristobal, C.Z.	Gatun, C.Z.	Ballast	
No. 1 ²			Amer.	U.S. Army	Cristobal, C.Z.	Gatun, C.Z.	Ballast	
Lapwing ¹⁰			Amer.	U.S. Navy	Cristobal, C.Z.	Balboa, C.Z.	Ballast	
Brion	9	12	Neth.	Royal Neth. S.S. Co.	Cristobal, C.Z.	Guayaquil, Ecuador	General	56
Canadian Leader	11	12	Brit.	Can. Nat. Steamships	Montreal, Can.	Sydney, Aus'ia	Paper, gen.	2,353
City of Glasgow	11	12	Brit.	Ellerman Hall Lines	Hull, England	Brisbane, Aus'ia	General	4,100
Walter Jennings ²	10	12	Amer.	Standard Ship. Co	Curacao, D.W.I.	Wilmington, Cal.	Ballast	
Glasgow Maru	11	12	Jap.	Kokusai K. Kaisha	Baltimore, Md.	Yawata, Japan	(¹⁴)	7,315
H. M. Storey ²	12	12	Amer.	J. B. Berry Sons	Tiverton, R.I.	Los Angeles, Cal.	Ballast	
Sanyo Maru ²	12	12	Jap.	Osaka Shosen Kaisha	Baltimore, Md.	Shanghai, China.	General	8,382
Hawaiian	12	12	Amer.	Amer.-Hawaiian Line	Boston, Mass.	Seattle, Wash.	General	1,190
Aurora ²	12	12	Swed.	Zenit S.S. Co.	Wilmington, Del.	Portland, Oreg.	Ballast	
Victrolite ²	12	12	Brit.	Imperial Oil Co.	Halifax, N.S.	Talara, Peru	Ballast	
Pasajero ²	10	12	Hond.	Francisco Beltran	Pto. Castilla, Hon.	Corinto, Nic.	Ballast	
Sydhav ²	12	12	Nor.	Anglo-Saxon Pet. Co.	Falmouth, Eng.	Los Angeles, Cal.	Ballast	
Canadian Victor	12	13	Brit.	Can. Nat. Steamships	Montreal, Can.	Brisbane, Aus'ia	General	1,714
Cerigo	11	13	Ger.	Hamburg-Amer. Line	Cristobal, C.Z.	Guayaquil, Ecuador	General	375
Istmo	8	13	Pan.	Elliot Ship. & Land Co.	Cristobal, C.Z.	B'ventura, Col.	General	130
Steel Traveler	13	14	Amer.	Isthmian S.S. Lines	Baltimore, Md.	Singapore, St. Set	General	6,081
Stemmedast ²	13	13	Nor.	Fern Line	Corpus Ch'i, Tex.	Shanghai, China.	Cotton, lead.	5,673
K. R. Kingsbury ²	13	13	Amer.	Shell Oil Co.	Fall River, Mass.	Los Angeles, Cal.	Ballast	
Gaelic Star	13	13	Brit.	Blue Star Line	Newcastle, Eng.	Los Angeles, Cal.	Ballast	
Makiki	13	13	Amer.	Isthmian S.S. Lines	New York, N.Y.	Seattle, Wash.	General	4,113
Pan Norway ²	13	14	Nor.	Standard Ship. Co.	Nyborg, Den.	Talara, Peru	Ballast	
El Sona ²	12		Pan.	A. Valdez	Cristobal, C.Z.	Balboa, C.Z.	Ballast	
Real ²	12		Pan.	Elliot Ship. & Land Co.	Cristobal, C.Z.	Balboa, C.Z.	Ballast	
Sambu ²	12		Pan.	Elliot Ship. & Land Co.	Cristobal, C.Z.	Balboa, C.Z.	Ballast	
Breckenridge ²			Amer.	U.S. Army	Cristobal, C.Z.	Gatun, C.Z.	Ballast	
Robert Luckenbach	14	14	Amer.	Luckenbach Line	Boston, Mass.	Tacoma, Wash.	General	2,102
Monsunen ²	11		Dan.	Axel Moeller	Copenhagen, Den.	South seas	Ballast	
Brimanger ²	14	14	Nor.	Interocean S.S. Corp.	Rotterdam, Neth.	Los Angeles, Cal.	Psgs. only.	
Jane Christenson	14	14	Amer.	Arrow Line	Baltimore, Md.	Seattle, Wash.	General	2,249
Lionel ²	14	15	Nor.	Iwai & Co.	New York, N.Y.	Moji, Japan	Scrap iron	8,318
Norfolk Maru	14	14	Jap.	Kawasaki K. Kaisha	Houston, Tex.	Kobe, Japan	(¹⁶)	4,406
J-10 ²			Amer.	U.S. Army	Cristobal, C.Z.	Gatun, C.Z.	Ballast	
President McKinley	14	15	Amer.	Dollar Line	New York, N.Y.	S. Francisco, Cal.	General	1,671
Virginia	15	15	Amer.	Panama-Pacific Line	New York, N.Y.	S. Francisco, Cal.	General	1,473
Mataroa	15	16	Brit.	Shaw, Savill & Albion	London, Eng.	Auckland, N.Z.	Gen., autos.	2,630
Langlemere	15	15	Brit.	Chilean Nitrate Co.	Montreal, Can.	Arica, Chile	Ballast	
Los Angeles ²	15	15	Amer.	Union Oil Co.	Providence, R.I.	Los Angeles, Cal.	Ballast	
Goolistan	15	15	Brit.	Common Brothers	Barry, England	Vancouver, B.C.	Ballast	
Maranon ²	12	15	Peru.	Cia. Nav. Maranon	Iquitos, Peru	Callao, Peru	General	629
Pacific Commerce ²	15	15	Brit.	Canadian Transp. Co	Montreal, Can.	Vancouver, B.C.	General	6,161
Lochmonar ²	15	15	Brit.	Royal Mail Lines	Rotterdam, Neth.	Vancouver, B.C.	General	1,136
Llanover	15	16	Brit.	Evan Thomas Radcliffe	Barry, England	Arica, Chile	Ballast	

¹ Tanker.² Motor ship.³ Motor schooner.⁴ Launch.⁵ Yacht.⁶ Submarine.⁷ Mine sweeper.⁸ Phosphate, cotton.⁹ Scrap steel, cotton, general.¹⁰ Carbon black, cotton, etc.

PACIFIC TO ATLANTIC

Ship	Date arrived	Date cleared	Nationality	Line (Charterer or operator)	Port		Cargo	
					From—	For—	Nature	Tons
Remuera	15	16	Brit.	N.Z. Shipping Co.	Auckland, N.Z.	London, Eng.	Frozen, gen.	6,350
Samuel Bakke ²	15	16	Nor.	Cascade Line	Vancouver, B.C.	Antwerp, Belg.	General	7,320
Nansenville ²	15	16	Nor.	Fred Olsen Line	Victoria, B.C.	Oslo, Norway	General	7,925
Harry Luckenbach	16	16	Amer.	Luckenbach Line	Seattle, Wash.	Boston, Mass.	Lumber, gen.	7,669
Pacific Shipper ²	16	17	Brit.	Furness, Withy & Co.	Vancouver, B.C.	Glasgow, Scot.	General	6,908
Doris	16	17	Greek	Hadzilas Co.	Corral, Chile	Leith, Scotland	Barley, oats	7,203
E. M. Clark ²	16	17	Amer.	Standard Ship. Co.	Los Angeles, Cal.	Providence, R.I.	Fuel oil	15,110
Nordhavet ²	16	17	Dan.	Anglo-Can. Ship. Co.	Honolulu, T.H.	Manchester, Eng.	General	7,759
Northern Sun ²	17	17	Amer.	Sun Oil Co.	Los Angeles, Cal.	Baltimore, Md.	Gasoline	13,400
W. S. Miller ²	17	17	Amer.	Shell Oil Co.	Los Angeles, Cal.	Sewaren, N.J.	Kerosene	10,150
Witell	17	17	Ger.	North German Lloyd	Vancouver, B.C.	Hamburg, Ger.	General	7,080
Santa Cecilia	17	18	Amer.	Grace Line	S. Francisco, Cal.	Philadelphia, Pa.	General	2,514
Bendleuch	17	17	Brit.	Wm. Thomson & Co.	Victoria, B.C.	London, Eng.	(¹⁴)	7,634
Vancolite ²	17	18	Brit.	Imperial Oil Co.	Talara, Peru	Montreal, Canada	Crude oil	15,187
F. Q. Barstow ²	17	18	Amer.	Standard Ship. Co.	Los Angeles, Cal.	New York, N.Y.	Fuel oil	15,595
Henderson	16	20	Amer.	U.S. Navy	Seattle, Wash.	Norfolk, Va.	Navy sup.	680
Galveston ²	17	18	Amer.	Roosevelt S.S. Co.	Davao, P.I.	Philadelphia, Pa.	Sugar, gen.	7,006
Oakmar	17	18	Amer.	Calmar S.S. Corp.	Seattle, Wash.	Baltimore, Md.	Lumber, gen.	1,300
Ionic Star	18	18	Brit.	Blue Star Line	N. West'cr, B.C.	Newcastle, Eng.	General	3,651
Charles Christenson	18	18	Amer.	Sudden & Christenson	Portland, Oreg.	Baltimore, Md.	Lumber, gen.	6,587
Canadian Cruiser	18	19	Brit.	Can. Nat. Steamships	Sydney, Aus'lia	Halifax, Canada	General	1,704
Atlantic ²	19	19	Nor.	Wilhelm Jebens	Los Angeles, Cal.	Lands End, Eng. ¹⁵	Gasoline	9,000
American	19	19	Amer.	Amer.-Hawaiian Line	Portland, Oreg.	Boston, Mass.	General	5,052
El Soná ²	19	21	Pan.	National Nav. Co.	Darien, R.P.	Cristobal, C.Z.	Bananas	30
El Libertador ²	19	21	Pan.	National Nav. Co.	Darien, R.P.	Cristobal, C.Z.	Bananas	35
Oregon ²	19	20	Fr.	French Line	Vancouver, B.C.	Antwerp, Belg.	General	8,243
W. S. Farish ²	19	20	Amer.	Standard Ship. Co.	Long Beach, Cal.	New York, N.Y.	Fuel oil	19,848
Hakubasan Maru ²	19	20	Jap.	Mitsui Bussan Kaisha	Moji, Japan	Savannah, Ga.	General	5,609
Quebec City	19	20	Brit.	Reardon Smith Line	Vancouver, B.C.	Cardiff, Wales	General	7,900
Manizales	20	21	Ger.	North German Lloyd	Guayaquil, Ecuador	Cristobal, C.Z.	Gen. cocon.	391
Vernon City	19	20	Brit.	Mitsubishi Shoji K.	Dairen, China	Hamburg, Ger.	Soy beans	8,300
San Anselmo	20	20	Amer.	States S.S. Co.	Portland, Oreg.	New York, N.Y.	Lumber, gen.	6,018
Mauna Ala	20	20	Amer.	Matson Nav. Co.	Honolulu, T.H.	Cape Hatteras ¹³	Sugar	7,174
Titania ²	20	20	Nor.	Wilh. Wilhelmsen	Vancouver, B.C.	Liverpool, Eng.	(¹⁵)	6,996
Alda	20	21	Ger.	North German Lloyd	Corral, Chile	Bremen, Ger.	General	5,562
Ensley City	20	20	Amer.	Isthmian S.S. Lines	Honolulu, T.H.	Baltimore, Md.	(¹⁶)	5,313
Santa Paula	20	21	Amer.	Grace Line	Seattle, Wash.	New York, N.Y.	General	3,966
Tacoma	20	21	Ger.	Hamburg-Amer. Line	Vancouver, B.C.	Hamburg, Ger.	General	9,239
Victolite ²	21	21	Brit.	Imperial Oil Co.	Talara, Peru	Halifax, N.S.	Crude oil	15,828
Lena Luckenbach	21	21	Amer.	Luckenbach Line	Portland, Oreg.	Mobile, Ala.	Sugar, gen.	6,238
Sambu ⁵	21	22	Pan.	Elliot Ship. & Land Co.	Darien, R.P.	Cristobal, C.Z.	Bananas	22
Teniente Rodriguez ⁹	12	22	Peru	Peruvian Navy	Callao, Peru	Iquitos, Peru	Displacement	462
Real ²	21	22	Pan.	Elliot Ship. & Land Co.	Darien, R.P.	Cristobal, C.Z.	Bananas	46
Heffron	21	21	Amer.	Pac. Coast Dir. Line	Portland, Oreg.	Baltimore, Md.	(¹⁷)	10,598
Charles H. Cramp	21	21	Amer.	Argonaut S.S. Line	Seattle, Wash.	New York, N.Y.	Lumber, gen.	7,797
Olympia Maru ²	21	21	Jap.	Mitsubishi Trad. Co.	Dairen, China	Rotterdam, Neth.	Soy beans	8,008
Andrea F. Luckenbach	21	21	Amer.	Luckenbach Line	Seattle, Wash.	Boston, Mass.	Lumber, gen.	5,509
Sveadrott ²	21	22	Swed.	Comyn & Sons	Vancouver, B.C.	Antwerp, Belg.	General	7,033
H. M. Storey ²	21	22	Amer.	James Berry Sons	Los Angeles, Cal.	Tiverton, R.I.	(¹⁸)	14,600
Cerro Azul ²	21	22	Amer.	Union Oil Co.	Los Angeles, Cal.	Baltimore, Md.	Gasoline	12,561
Oakworth ²	21	22	Brit.	Canadian Transp. Co.	Vancouver, B.C.	Antwerp, Belg.	Lumber, gen.	7,710
Drechtidijk ²	21	22	Neth.	N. Pac. Coast Line	Victoria, B.C.	Rotterdam, Neth.	Grain, gen.	9,350
District of Columbia ²	22	22	Amer.	Standard Ship. Co.	El Segundo, Cal.	Boston, Mass.	Fuel oil	10,445
Vojvoda Putnik	22	22	J-Slav	Baburizza & Co.	Ant'fagasta, Chile	Alexand'ia, Egypt	Nitrate	8,800
Virginian	22	22	Amer.	Amer.-Hawaiian Line	Seattle, Wash.	Boston, Mass.	Gen., lumber	9,085
Standard ²	22	23	Amer.	Standard Ship. Co.	Los Angeles, Cal.	New York, N.Y.	Fuel oil	17,603
William Green ²	22	23	Amer.	Standard Ship. Co.	Los Angeles, Cal.	Jacksonville, Fla.	Fuel oil	11,032
Phoenix ²	22	23	Amer.	Contin'l Grain Corp.	Portland, Oreg.	Galveston, Tex.	Wheat	7,116
S-117 ²			Amer.	U.S. Navy	Balboa, C.Z.	Cristobal, C.Z.		
S-127 ²			Amer.	U.S. Navy	Balboa, C.Z.	Cristobal, C.Z.		
S-157 ²			Amer.	U.S. Navy	Balboa, C.Z.	Cristobal, C.Z.		
S-177 ²			Amer.	U.S. Navy	Balboa, C.Z.	Cristobal, C.Z.		
S-137 ²			Amer.	U.S. Navy	Balboa, C.Z.	Cristobal, C.Z.		
Sambu ⁵	23	24	Pan.	Elliot Ship. & Land Co.	Panama, R.P.	Cristobal, C.Z.	Empty drums	2
Santa Maria ²	23	24	Amer.	Grace Line	San Antonio, Chile	New York, N.Y.	General	4,590
Retriever ⁵			Amer.	U.S. Navy	Balboa, C.Z.	Cristobal, C.Z.		
Chilore ²	24	24	Amer.	Ore S.S. Corp.	Cruz Gr'de, Chile	Baltimore, Md.	Iron ore	21,652
Barneveld	24	27	Neth.	Royal Neth. S.S. Co.	Talcahuano, Chile	Hamburg, Ger.	General	8,376
Mallard ²			Amer.	U.S. Navy	Balboa, C.Z.	Cristobal, C.Z.		
Royal Crown	23	24	Brit.	Hall Bros. S.S. Co.	Tocopilla, Chile	Azores ¹³	Nitrate	8,000
Modavia ²	24	24	Brit.	Donaldson Bros.	Vancouver, B.C.	Glasgow, Scot.	Gen., fruit	5,644
Willazo ²	24	24	Amer.	Williams S.S. Corp.	Seattle, Wash.	Baltimore, Md.	Gen., lumber	8,800

¹ Tanker.² Motor ship.³ Tug.⁴ Launch.⁵ Submarine.⁶ Destroyer.⁷ For orders.¹⁴ Spelter, wheat, lumber.¹⁵ Wheat, fruit, lumber.¹⁶ Pineapples, sugar.¹⁷ Lumber, copper, wheat.¹⁸ Kerosene, furnace oil.

PACIFIC TO ATLANTIC—Continued

Ship	Date arrived	Date cleared	Nationality	Line (Charterer or operator)	Port		Cargo	
					From—	For—	Nature	Tons
Dilworth ¹	24	24	Amer.	Shell E. P. Prod. Corp.	Los Angeles, Cal.	Sewaren, N.J.	Gasoline	9,211
Nuevo Panama ²	24	26	Pan.	Elliot Ship. & Land Co.	B'ventura, Col.	Cristobal, C.Z.	(¹⁴)	221
Monkleigh	24	24	Brit.	Canadian Transp. Co.	Vancouver, B.C.	London, Eng.	Wheat, lum'r	8,964
Nordfarer ²	24	25	Dan.	Anglo-Can. Ship. Co.	Vancouver, B.C.	Glasgow, Scot.	Lumber, gen.	7,424
Los Angeles ¹	24	25	Amer.	Union Oil Co.	Los Angeles, Cal.	Providence, R.I.	Fuel oil	9,300
Salvador	25	25	Brit.	Pacific Steam Nav. Co.	Champ'co, Guat.	Cristobal, C.Z.	General	510
Gulfem ¹	25	25	Amer.	Gulf Refining Co.	Los Angeles, Cal.	New Orleans, La.	Fuel oil	11,643
Istok	25	26	J-Slav.	Baburizza & Co.	Tocopilla, Chile.	Azores ¹³	Nitrate	9,070
Hokkai Maru ²	25	26	Jap.	Osaka Shosen Kaisha	Shanghai, China.	Baltimore, Md.	General	2,708
Soloy ²	25	25	Nor.	East Asiatic Co.	Dairen, China.	North Europe	Soy beans	7,858
President McKinley	26	26	Amer.	Dollar Line	Manila, P.I.	New York, N.Y.	General	5,054
Tamara	26	26	Brit.	Shaw, Savill & Albion	Auckland, N.Z.	London, Eng.	Frozen, gen.	6,008
J. A. Moffett, Jr. ²	25	26	Amer.	Standard Ship. Co.	Los Angeles, Cal.	New York, N.Y.	Fuel oil	5,253
Edwin Christenson	25	27	Amer.	McCormick S.S. Co.	Seattle, Wash.	New York, N.Y.	Lumber, gen.	7,100
Hakonesan Maru ²	25	26	Jap.	Mitsui Bussan Kaisha	Yokohama, Japan	New Orleans, La.	General, silk	6,115
Soyo Maru ²	26	27	Jap.	Kawasaki K. Kaisha	Moji, Japan	Tampa, Fla.	General	5,503
Tai Yang ²	26	27	Nor.	Barber Wilhelmsen	Manila, P.I.	Boston, Mass.	General	6,403
Durazzo	26	28	Ger.	Hamburg-Amer. Line	Guayaquil, Ecuador	Cristobal, C.Z.	General	1,042
Frieda	26	27	Amer.	Union Sulphur Co.	Everett, Wash.	Philadelphia, Pa.	Lumber	3,983
Timber Rush	26	26	Amer.	Shepard S.S. Co.	Seattle, Wash.	Philadelphia, Pa.	Lumber, gen.	7,455
New Jersey ¹	26	28	Amer.	The Texas Co.	Los Angeles, Cal.	New York, N.Y.	Gasoline	9,400
D. G. Schofield ¹	26	27	Amer.	Standard Ship. Co.	Los Angeles, Cal.	Providence, R.I.	Fuel oil	9,239
Albion Star	26	27	Brit.	Blue Star Line	N. West'er, B.C.	Newcastle, Eng.	Frozen, gen.	4,958
San Marcos	27	27	Amer.	Quaker Line	Portland, Oreg.	Philadelphia, Pa.	Lumber, gen.	6,370
Montanan	27	27	Amer.	Amer.-Hawaiian Line	Portland, Oreg.	Boston, Mass.	General	5,314
Barfonn ¹	27	27	Nor.	Standard Ship. Co.	Talara, Peru	S'ampton, Eng.	Crude oil	13,070
Istmo	27	28	Pan.	Elliot Ship. & Land Co.	B'ventura, Col.	Cristobal, C.Z.	Coffee	425
San Gil	27	28	Pan.	United Fruit Co.	Pto. Arm'les, R.P.	Mobile, Ala.	Bananas	80
Point Ancha	26	28	Amer.	Gulf-Pac. Mail Line	Vancouver, B.C.	Mobile, Ala.	General	4,122
Virginia	27	28	Amer.	Panama-Pacific Line	S. Francisco, Cal.	New York, N.Y.	General	5,238
Everleigh	27	28	Brit.	Dale & Co.	Albani, B.C.	London, Eng.	Grain, lum'r	9,132
Lillian Luckenbach	27	28	Amer.	Luckenbach Line	Seattle, Wash.	Boston, Mass.	General	3,371
Ordna	28	29	Brit.	Pacific Steam Nav. Co.	Taleahuano, Chile	Liverpool, Eng.	General	8,542
Invercorrie ¹	27	28	Venez.	Standard Ship. Co.	B'ventura, Col.	Maracaibo, Venez	Ballast	
Heranger ²	28	28	Nor.	Intercean S.S. Corp.	Vancouver, B.C.	Rotterdam, Neth.	Grain, gen.	7,024
Innerton	28	28	Brit.	R. Chapman & Son	Vancouver, B.C.	Avonmouth, Eng.	Grain, gen.	7,459
Real ²	28	29	Pan.	Elliot Ship. & Land Co.	Darien, R.P.	Cristobal, C.Z.	Bananas	39
Tuira ²	28	29	Pan.	A. A. Valdes	Bayano Riv., R.P.	Cristobal, C.Z.	Bananas	45
Sambu ²	28	29	Pan.	Elliot Ship. & Land Co.	Darien, R.P.	Cristobal, C.Z.	Bananas	22
Santa Rita ²	28	29	Amer.	Grace Line	Valparaiso, Chile	New York, N.Y.	General	3,349
Pacific Pioneer ²	28	29	Brit.	Furness, Withy & Co.	Vancouver, B.C.	Manchester, Eng.	General	8,390
Southern Sun ¹	29	29	Amer.	Sun Oil Co.	Los Angeles, Cal.	Chester, Pa.	Gasoline	13,744
Point Salinas	29	29	Amer.	Swayne & Hoyt	Portland, Oreg.	Mobile, Ala.	Lumber, gen.	6,590
Minnesota	29	29	Amer.	Amer.-Hawaiian Line	Seattle, Wash.	Boston, Mass.	Lumber, gen.	5,568
Archangelos	29	29	Greek	Gildemeister & Co.	Pt. Chicama, Peru	Liverpool, Eng.	Sugar	8,085
Valparaiso	30	1	Chile.	Cia Salitreras de Chile	Tocopilla, Chile.	Azores ¹³	Nitrate soda	6,510
W. S. Rheem ¹	30	30	Amer.	Stand. Ship. Co., N.Y.	El Segundo, Cal.	Baltimore, Md.	Fuel oil	14,900
Tulasgas ¹	1	1	Amer.	Shell Oil Co.	S. Francisco, Cal.	New York, N.Y.	(¹⁵)	8,938
Feltre ²	30	1	Ital.	Nav. Libera-Triestina	Vancouver, B.C.	Trieste, Italy	General	8,762
India ²	30	1	Dan.	East Asiatic Co.	Vancouver, B.C.	Copenhagen, Den	General	12,307
West Cactus	1	1	Amer.	McCormick S.S. Co.	Victoria, B.C.	Buenos Aires, Arg.	(¹⁶)	6,499
S-167 ²	1	1	Amer.	U.S. Navy	Balboa, C.Z.	Cristobal, C.Z.		
Lobos ²	1	1	Brit.	Pacific Steam Nav. Co.	Corral, Chile	Hull, England	General	8,402
El Aleto ¹	1	1	Brit.	Anglo-Ecuador Oil Co.	La Libertad, Ecu.	Philadelphia, Pa.	Crude oil	10,201
Santa Ana	1	2	Amer.	Grace Line	S. Francisco, Cal.	Philadelphia, Pa.	General	2,466
Acacia	1	2	Amer.	U.S. Tankhouse Serv.	Balboa, C.Z.	San Juan, P.R.	Ballast	
Heinrich V. Riedemann ¹	1	2	Danz.	W. Langeschiff Rhed'.	Talara, Peru	Liverpool, Eng.	(¹⁷)	16,387
Langleetan	1	2	Brit.	Anglo-Can. Ship. Co.	Vancouver, B.C.	London, Eng.	Wheat, lum'r	8,558
Gulfpenn ¹	2	2	Amer.	Gulf Refining Co.	Los Angeles, Cal.	New York, N.Y.	Fuel oil	13,848
Havel ²	2	2	Ger.	North German Lloyd	Vancouver, B.C.	Hamburg, Ger.	Lumber, gen.	9,415
Gulfcreek ¹	2	2	Amer.	Gulf Refining Co.	Los Angeles, Cal.	New York, N.Y.	Fuel oil	14,204
Oregon Express ²	2	2	Nor.	Sigurd Herlofson Co.	N. West'er, B.C.	Hamburg, Ger.	Fresh fruits	2,031
Cali	2	5	Ger.	North German Lloyd	Guayaquil, Ecuador	Cristobal, C.Z.	General	707
Alamar	2	2	Amer.	Calmar S.S. Corp.	Portland, Oreg.	Baltimore, Md.	Lumber, gen.	3,053
Knute Nelson ¹	2	3	Nor.	Fred Olsen & Co.	Vancouver, B.C.	Oslo, Norway	General	7,978
El Sonar ²	3	4	Pan.	National Nav. Co.	Chepo, R.P.	Cristobal, C.Z.	Bananas	32
Victoria City	3	3	Brit.	East Asiatic Co.	Dairen, China.	Cobh, Ireland ¹³	Soy beans	8,270
President Herenschmidt ¹	3	3	Nor.	Peechelbron, Strasbg.	Talara, Peru	Antwerp, Belg.	Crude oil	13,080
Elisha Walker ¹	3	4	Amer.	Standard Ship. Co.	Los Angeles, Cal.	Jacksonville, Fla.	Fuel oil	10,964
Horace Luckenbach	4	4	Amer.	Luckenbach Line	Seattle, Wash.	Boston, Mass.	General	4,587
Charles Nelson	4	4	Amer.	Nelson S.S. Co.	Pt. Angeles, Wash.	New York, N.Y.	Lumber, gen.	4,058
Alaskan	4	4	Amer.	Amer.-Hawaiian Line	Portland, Oreg.	Boston, Mass.	General	6,406

¹ Tanker.² Motor ship.³ Launch.⁷ Submarine.¹³ For orders.¹⁴ Coffee, lubricating oil.¹⁵ Gasoline, lubricating oil.¹⁶ Lumber, paper, flour, general.¹⁷ Crude and Diesel oil.

PACIFIC TO ATLANTIC—Continued

Ship	Date arrived	Date cleared	Nationality	Line (Charterer or operator)	Port		Cargo	
					From—	For—	Nature	Tons
Steel Worker.....	4	4	Amer.	Isthmian S.S. Lines.	Seattle, Wash.	Baltimore, Md.	General.....	4,430
Ward ²	4	4	Amer.	Roosevelt S.S. Co.	Iloilo, P.I.	New York, N.Y.	General.....	6,946
Santa Rosa.....	4	5	Amer.	Grace Line.	Seattle, Wash.	New York, N.Y.	General.....	4,110
Hanley.....	4	4	Amer.	Neireme Oper. Co.	Seattle, Wash.	Norfolk, Va.	Lumber, gen.	9,567
Jacob Luckenbach.....	4	5	Amer.	Luckenbach Line	Seattle, Wash.	Houston, Tex.	General.....	4,810
San Blas.....	5	5	Pan.	United Fruit Co.	Pto. Arm'tes, R.P.	Mobile, Ala.	Bananas.....	900
Sambu ⁵	4	6	Pan.	Elliot Ship. & Land Co.	Darien, R.P.	Cristobal, C.Z.	Bananas.....	23
Kitty Taylor.....	5	5	Brit.	Anglo-Chile Nitrates.	Tocopilla, Chile.	Azores ¹⁴	Nitrate.....	8,470
Orazio ¹	5	6	Ital.	Italia Line.	Valparaiso, Chile.	Genoa, Italy	General.....	2,939
Baru ¹	5	6	Pan.	Elliot Ship. & Land Co.	Darien, R.P.	Cristobal, C.Z.	Bananas.....	85
Spreewald ²	5	5	Ger.	Hamburg-Amer. Line.	Valparaiso, Chile.	Hamburg, Ger.	General.....	7,989
Meton ¹	5	5	Amer.	Shell Oil Co.	Los Angeles, Cal.	Sewaren, N.J.	Naphtha.....	9,325
Niel Maersk ²	5	6	Dan.	Maersk Line.	Manila, P.I.	Savannah, Ga.	General.....	7,320
Wilhelm A. Riedemann ^{1 2}	5	7	Ger.	W. Tanksschiff Rhed'i.	Talara, Peru	Fawley, England.	Crude oil.....	15,037
James McGee ¹	5	6	Amer.	Mexican Pet. Co.	Los Angeles, Cal.	Providence, R.I.	Fuel oil.....	15,700
Silverbelle ²	5	6	Brit.	Kerr S.S. Co.	Calcutta, India.	New Orleans, La.	(¹⁵)	7,170
Willametta ^{1 3}	4	7	Amer.	Hydraulic Dredg. Co.	S. Francisco, Cal.	New York, N.Y.	Ballast.....	
Willamette Valley ²	5	6	Brit.	W. R. Smith & Sons.	Vancouver, B.C.	London, Eng.	General.....	7,800
Charles R. McCormick.....	6	6	Amer.	McCormick S.S. Co.	Portland, Oreg.	Norfolk, Va.	Wheat.....	7,555
Cornet ¹	6	6	Amer.	Stand. Vacuum Tr'p.	S. Francisco, Cal.	New York, N.Y.	Gas oil.....	13,430
Buenos Aires ¹	6	7	Swed.	Johnson Line.	Vancouver, B.C.	Stockholm, Swed.	General.....	8,516
Rangitiki ^{1 2}	5	6	Brit.	N.Z. Shipping Co.	Lyttleton, N.Z.	London, Eng.	Frozen, gen.	7,901
San Jose.....	6	7	Fr.	French Line.	Vancouver, B.C.	Havre, France.	Lumber, gen.	6,826
Santa Barbara ²	6	7	Amer.	Grace Line.	Valparaiso, Chile.	New York, N.Y.	General.....	3,343
Tolken.....	6	6	Swed.	Transatlantic S.S. Co.	Pt. Pirie, Aus'lia	London, Eng.	Copra, lead.	7,719
Fordefjord ¹	6	7	Nor.	Chilean Nitrate Corp.	Tocopilla, Chile.	Savannah, Ga.	Nitrate.....	7,850
Bente Maersk ^{1 2}	6	7	Dan.	Standard Oil Co.	Talara, Peru	Terdonek, Belg.	Crude oil.....	8,082
Harpoon.....	6	7	Amer.	Shepard S.S. Co.	Seattle, Wash.	Philadelphia, Pa.	Lumber, gen.	7,495
Koll ^{1 2}	7	8	Nor.	Standard Ship. Co.	Talara, Peru	Le Havre, France	Crude oil.....	13,800
Charles G. Black ^{1 2}	8	8	Amer.	Standard Ship. Co.	Los Angeles, Cal.	New York, N.Y.	Fuel oil.....	20,991
Nebraska.....	7	8	Brit.	Royal Mail Lines.	Vancouver, B.C.	Hamburg, Ger.	Grain, gen.	7,652
S. C. T. Dodd ¹	8	8	Amer.	J. B. Berry Sons Co.	Los Angeles, Cal.	Tiverton, R.I.	(¹⁶)	10,240
Canadian Conqueror.....	8	9	Brit.	Can. Nat. Steamships	Sydney, Aus'lia.	Halifax, N.S.	Sugar, gen.	3,850
Heina ¹	8	8	Nor.	Franklin Baker Co.	Manila, P.I.	New York, N.Y.	(¹⁷)	5,984
Helen Whittier.....	8	8	Amer.	Arrow Line.	Portland, Oreg.	Baltimore, Md.	Lumber, gen.	7,050
Istmo.....	7	9	Pan.	Elliot Ship. & Land Co.	B'ventura, Cal.	Cristobal, C.Z.	Coffee.....	340
Manizales.....	8	9	Ger.	North German Lloyd.	Guayaquil, Ecuador	Cristobal, C.Z.	General.....	240
Zenon.....	9	10	Fr.	French Line.	Coronel, Chile.	Le Havre, France	General.....	7,437
Acajutla.....	9	10	Brit.	Pacific Steam Nav. Co.	Champico, Guat.	Cristobal, C.Z.	General.....	257
Brion.....	9	12	Neth.	Royal Neth. S.S. Co.	Guayaquil, Ecuador	Cristobal, C.Z.	General.....	102
Fife.....	9	9	Brit.	Colonial Sugar Ref. Co.	Suva, Fiji.	English Chan. ¹⁴	Sugar.....	7,040
Abrosarka.....	9	9	Amer.	McCormick S.S. Co.	Seattle, Wash.	Philadelphia, Pa.	(¹⁸)	7,875
Vernar.....	9	9	Amer.	Calmar S.S. Corp.	Portland, Oreg.	Baltimore, Md.	Lumber, gen.	3,459
Ville de Verdun.....	9	10	Fr.	Messageries Marit'es.	Noumea, N. Caled.	Marseilles, Fr.	General.....	4,718
John D. Archbold ¹	9	10	Amer.	Standard Ship. Co.	Los Angeles, Cal.	New York, N.Y.	Fuel oil.....	21,517
President Lincoln.....	10	10	Amer.	Dollar Line.	S. Francisco, Cal.	New York, N.Y.	General.....	4,594
Avala.....	9	10	J-Slav.	Baburizza & Co.	Vancouver, B.C.	Hull, England.	Wheat.....	9,810
San Vincente.....	10	10	Amer.	Quaker Line.	Portland, Oreg.	Philadelphia, Pa.	Lumber, gen.	6,750
Hadleigh.....	10	10	Brit.	Anglo-Canadian Co.	Victoria, B.C.	London, Eng.	(¹⁹)	9,250
Nordpol ²	10	11	Dan.	Anglo-Chile Nit. Corp.	Iquique, Chile.	Wilmington, N.C.	Nitrate.....	8,050
Mexican.....	10	11	Amer.	Amer.-Hawaiian Line.	Tacoma, Wash.	Boston, Mass.	Lumber, gen.	10,440
Wilkeno.....	11	11	Amer.	Williams S.S. Corp.	Seattle, Wash.	Baltimore, Md.	Lumber, gen.	5,965
Edward Luckenbach.....	11	11	Amer.	Luckenbach Line	Seattle, Wash.	Boston, Mass.	Sugar, gen.	4,807
Belfast Maru.....	11	11	Jap.	Kawasaki K. Kaisha.	Kobe, Japan.	Baltimore, Md.	General.....	1,195
Cerigo.....	11	13	Ger.	Hamburg-Amer. Line.	Guayaquil, Ecuador	Cristobal, C.Z.	General.....	337
Kwanto Maru ¹	10	12	Jap.	Osaka Shosen Kaisha.	Manila, P.I.	New York, N.Y.	Gen. sugar.	5,525
Gregalia.....	11	11	Brit.	Donaldson Bros.	Vancouver, B.C.	Glasgow, Scot.	General.....	7,555
Pacific Reliance ²	11	11	Brit.	Furness, Withy & Co.	Vancouver, B.C.	Glasgow, Scot.	General.....	8,899
Tacomama.....	11	12	Brit.	Blue Star Line.	N. West'er, B.C.	Newcastle, Eng.	Frozen, gen.	6,213
Pennsylvania.....	11	12	Amer.	Panama-Pacific Line.	S. Francisco, Cal.	New York, N.Y.	General.....	3,910
Santa Olivia.....	12	12	Amer.	Grace Line.	Arica, Chile.	New York, N.Y.	General.....	3,253
Real ³	12	13	Pan.	Elliot Ship. & Land Co.	Darien, R.P.	Cristobal, C.Z.	Bananas.....	45
Sambu ⁵	12	13	Pan.	Elliot Ship. & Land Co.	Darien, R.P.	Cristobal, C.Z.	Bananas.....	26
Sagley Maersk ¹	11	12	Dan.	A. P. Moller.	Ant'lagasta, Chile	Lake Charles, La.	Nitrate.....	4,766
San Gil.....	12	12	Pan.	United Fruit Co.	Pto. Arm'tes, R.P.	Mobile, Ala.	Bananas.....	765
Alcides ^{1 2}	12	12	Nor.	Anglo-Saxon Pet. Co.	S. Francisco, Cal.	Lands End ¹⁴	Gasoline.....	10,278
El Sonar ²	12	13	Pan.	A. A. Valdes.	Bayano Riv, R.P.	Cristobal, C.Z.	Bananas.....	44
Herman F. Whifton.....	12	12	Amer.	Dutton Lumber Corp.	Everett, Wash.	Camden, N.J.	Lumber.....	7,300
F. H. Bedford, Jr. ²	12	13	Danz.	W. Tanksschiff Rhed'i.	Talara, Peru	Le Havre, France	Crude oil.....	16,836
Toba Maru.....	12	13	Jap.	Nippon Yusen Kaisha	Davao, P.I.	New York, N.Y.	General.....	5,505

¹ Tanker.² Motor ship.⁵ Launch.¹³ Dredge.¹⁴ For orders.¹⁵ Palm oil, general.¹⁶ Kerosene, furnace oil.¹⁷ Copra, coco oil.¹⁸ Wheat, lumber, general.¹⁹ Wheat, lumber.

PACIFIC TO ATLANTIC—Continued

Ship	Date arrived	Date cleared	Nationality	Line (Charterer or operator)	Port		Cargo	
					From—	For—	Nature	Tons
Point Brava	12	13	Amer.	Swayne & Hoyt	Portland, Oreg.	Tampa, Fla.	Lumber, gen.	6,256
San Francisco	13	13	Ger.	Hamburg-Amer. Line.	Vancouver, B.C.	Hamburg, Ger.	General	7,303
Manatawny	12	13	Amer.	Standard Ship. Co.	Los Angeles, Cal.	Miami, Fla.	Fuel oil	7,632
Levant Arrow	13	13	Amer.	Stand. Vacuum Tr'p.	Los Angeles, Cal.	New York, N.Y.	Gasoline	11,205
Bonnington Court	13	13	Brit.	Canadian Transp. Co.	Vancouver, B.C.	London, Eng.	(¹)	8,620
S-10 ²			Amer.	U.S. Navy	Balboa, C.Z.	Cristobal, C.Z.		
Erfurt ²	14	14	Ger.	North German Lloyd.	Valparaiso, Chile.	Bremen, Ger.	General	5,202
Lapwing ⁴			Amer.	U.S. Navy	Balboa, C.Z.	Cristobal, C.Z.		
Svealand ²	14	14	Swed.	Ore S.S. Corp.	Cruz Gr'de, Chile	Sparrows Pt., Md.	Iron ore	22,638
Trimountain ¹	14	14	Amer.	Home Oil Co.	Los Angeles, Cal.	New York, N.Y.	Furnace oil	9,835
Dakotan	14	14	Amer.	Amer.-Hawaiian Line.	Seattle, Wash.	Boston, Mass.	General	7,097
Fernhill ²	14	15	Nor.	Fern Line.	Hilo, P.I.	E.coast, U.S.A.	Sugar	7,000
Glenpool ¹	13	16	Amer.	Standard Ship. Co.	Los Angeles, Cal.	San Juan, P.R.	Gasoline	5,277
West Ivis	15	15	Amer.	McCormick S.S. Co.	Seattle, Wash.	Buenos Aires, Arg.	Lumber, gen.	6,916
San Diego	15	15	Fr.	French Line.	Astoria, Wash.	Havre, France	Wheat, gen.	6,098
Santa Elisa	14	16	Amer.	Grace Line	S. Francisco, Cal.	S. Francisco, Cal.	General	2,211
J. H. Senior ²	15	16	Danz.	W. Tankerschiff Rhed'i.	Talara, Peru	Vallo, Norway	Crude oil	16,582
Alynbank ²	15	16	Brit.	Colonial Sugar Ref. Co.	Suva, Fiji	Lands End ^{2,3}	Sugar	7,975

¹ Tanker.² Motor ship.⁴ Tug.⁷ Submarine.^{2,3} For orders.^{2,4} Timber, grain, general.

Holiday Greetings

BALBOA HEIGHTS, C.Z., December 15, 1933.

The Governor on behalf of The Panama Canal and Panama Railroad Company extends greetings of the season to patrons and friends in the Canal Zone and the Republic of Panama, and to the personnel of the Canal and Railroad and wishes contentment, peace and happiness to all the members of our community.

The administration appreciates especially the spirit of loyalty and good will among the employees and their families.

J. L. SCHLEY,

Governor, The Panama Canal,
President, Panama Railroad.

New Drydock at Atlantic Terminal of Canal

The Panama Canal drydock at the Cristobal Shops was placed in use on December 13, 1933, after having been shut down for one year, during which it was entirely rebuilt to larger dimensions and provided with a modern pumping plant. The new dock was described in THE PANAMA CANAL RECORD of August 15, 1933. It can receive vessels 366 feet in length, or slightly longer, up to 64 feet beam and drawing nearly 21 feet of water. For larger vessels there is the drydock at Balboa of 1,000 feet available length.

Restrictions on Services to Ships

Under the above heading there was published in THE PANAMA CANAL RECORD of November 15, 1933, statement that sale of "tourist goods" by the Canal commissaries for resale on ships would be prohibited; that sale of articles required by ships, such as fuel, food supplies, etc., would be continued; and that sale by commissaries of other articles to ships would be made at prices to be determined after further study. It has since been decided that sales to ships will be restricted to articles required for ships' stores and equipment.

Supplement to Tariff No. 11—Coal; Provisions and Supplies

The Panama Canal issued on November 23, 1933, supplement No. 6 to Tariff No. 11, making changes as shown below.

Under Item 22, Coal, paragraph 5 has been changed to state that the prices for coal and rates for services in connection with its delivery are, effective December 1, 1933, as follows:

	Per ton of 2,240 lbs.	
(a) Coal delivered to vessel at coaling plant, trimmed in bunkers—	Cristobal-Colon	Balboa
Run-of-mine	\$6.75	\$9.75
Nut and slack	6.25	

	Per ton of 2,240 lbs.	
	Cristobal-Colon	Balboa
(b) Coal delivered to vessel by lighter from Cristobal coaling plant, trimmed in bunkers—		
Run-of-mine.....	\$7.25	----
Nut and slack.....	6.75	----
A flat charge of \$52.50 for lighterage on any quantity delivered will be made in addition to the basic price per ton.		
(c) For sacking lump coal for galley use or other grades of coal, in addition to the basic price per ton—		
Labor, etc.....	3.00	\$3.00
Sacks, when furnished by coaling plant.....	2.00	2.00
If delivery is made at points other than the coaling plant, an extra charge covering the cost of delivery will be made.		

Under item 25, Provisions and Supplies, a new paragraph has been added, effective November 20, 1933, as follows:

3. Delivery by launch—

- (a) A flat charge of \$3 for launch service will be made for each delivery to vessels in the harbor at Balboa or Cristobal.
- (b) Full tariff rate for launch service will be charged for each delivery to vessels at the outer anchorage at Balboa.

Reduction in Charges for Commercial Radio Messages To and From Ships

The Commandant of the 15th Naval District has advised The Panama Canal that station charges on ship-shore commercial traffic through the radio stations at Gatun, Balboa, and Cape Mala have been reduced to 10 cents per word, making the total charges per word 20 cents to all vessels except those of Spanish and Swedish registry, and 18 cents per word to Spanish and Swedish vessels.

Notice to Mariners

In notice to mariners No. 244, dated December 11, 1933, it was stated that the Governor has been informed that certain merchant-ships equipped with radio direction finders, have, upon approaching Toro Point, taken reverse bearings on the Toro Point (NQB) transmitter as a check upon the accuracy of their own direction finders. Attention is invited to the fact that the transmitter for Toro Point is located at Darien and not on the breakwater at Colon. The location of the Toro Point Direction Finder Station as given on page 21 of the Radio Aids to Navigation 1930 (H. O. No. 205), is as follows:

CANAL ZONE

(See RC instructions for United States, p. 6)

66. COLON (Toro Point) (NQB)—375 kc. (800 m.) A1 or A2

Receiver	Transmitter
Latitude, 9° 22' 31" N.	9° 07' 00" N.
Longitude, 79° 56' 58" W.	79° 46' 00" W.
Arc of calibration, 0°–60°, 270°–360°.	

The Commandant of the Fifteenth Naval District has also informed the Governor that the radio direction finder stations at Toro Point (NQB) and Cape Mala (NGR) have recently been re-equipped and re-calibrated. Accurate bearings from these stations are dependent upon the proficiency of the personnel, which can only be maintained by constant practice. The Commandant would appreciate the cooperation of the masters of all merchant vessels in making requests for bearings a matter of routine when approaching Cape Mala or Toro Point.

Oil Tanker Carries Cargo of Wheat

The oil tanker *Phoenix*, owned by the American Tankers Corporation and under charter to the Continental Grain Company, transited the Canal on November 23, 1933, with 7,116 tons of wheat shipped from Portland, Oreg., to Galveston, Tex. Shipments of grain in tank ships through the Panama Canal have been very rare, the transit of the *Phoenix* constituting, it is believed, the first passage of a tanker with grain in at least ten years. In THE PANAMA CANAL RECORD of August 17, 1921, mention was made of the tanker *Swiftwind* which transited on August 10, 1921, with a load of 10,034 tons of grain from Portland, Oreg., to Spezia, Italy.

THE PANAMA CANAL RECORD

OFFICIAL PUBLICATION OF THE PANAMA CANAL.

PUBLISHED MONTHLY.

Subscription rates, domestic, \$0.50 per year; foreign, \$1.00; address
The Panama Canal Record, Balboa Heights, Canal Zone,
or, for United States and foreign distribution,
The Panama Canal, Washington, D. C.

Entered as second-class matter February 6, 1918, at the Post Office
at Cristobal, C. Z., under the Act of March 3, 1879.

Certificate.—By direction of the Governor of The Panama Canal the matter contained herein is published as statistical information and is required for the proper transaction of the public business.

Volume XXVII. Balboa Heights, C.Z., January 15, 1934. No. 6.

Traffic Through the Panama Canal in December 1933

The total vessels of all kinds transiting the Canal during the month of December in the two preceding years and in 1933 are shown in this tabulation:

Class of vessels	December 1931	December 1932	December 1933		
			Atlantic to Pacific	Pacific to Atlantic	Total
Commercial ocean vessels.....	387	431	268	228	496
Launches (under 20 tons net).....	11	3	6	4	10
Noncommercial vessels:					
United States Government.....	22	45	21	14	35
Colombian Government.....		1			
Vessels for repairs.....	1		1		1
Total.....	421	480	296	246	542

COMMERCIAL TRAFFIC¹

The following tabulation shows the number of vessels, Panama Canal net tonnage, tons of cargo carried, and tolls collected, from the commercial traffic transiting the Canal each month for the calendar year ended December 31, 1933, as compared with the calendar year 1932:

Month	No. of vessels		Panama Canal net tonnage		Tons of cargo		Tolls	
	1932	1933	1932	1933	1932	1933	1932	1933
January...	377	415	2,022,275	2,069,218	1,593,585	1,463,503	\$1,770,250.68	\$1,762,808.56
February...	358	368	1,878,177	1,832,658	1,645,393	1,434,862	1,647,797.06	1,575,708.35
March.....	363	399	1,864,896	1,939,044	1,643,952	1,738,227	1,645,366.81	1,718,908.41
April.....	370	370	1,863,692	1,839,597	1,443,731	1,527,978	1,608,634.67	1,554,250.14
May.....	357	372	1,956,958	1,883,249	1,676,790	1,629,982	1,717,401.26	1,617,943.65
June.....	336	364	1,743,150	1,901,117	1,404,555	1,691,247	1,534,793.19	1,629,411.28
July.....	326	401	1,676,492	2,051,128	1,259,981	1,699,039	1,468,728.36	1,732,164.93
August.....	314	416	1,658,112	2,159,995	1,349,453	1,914,014	1,440,848.87	1,829,754.49
September...	353	408	1,868,391	2,096,538	1,347,144	1,797,497	1,598,265.98	1,758,587.41
October.....	394	467	1,988,133	2,416,200	1,582,261	2,125,927	1,714,779.06	2,036,909.16
November...	388	463	2,035,796	2,395,359	1,531,509	1,949,913	1,756,865.84	2,001,692.77
December...	431	496	2,080,069	2,617,656	1,621,581	2,191,683	1,781,940.03	2,204,134.64
Total...	4,367	4,939	22,636,141	25,251,759	18,099,938	21,163,872	19,685,671.81	21,422,273.79

¹ Commercial traffic includes all ocean-going vessels paying tolls. Vessels in direct service of the United States, Panamanian, and Colombian Governments, including merchant vessels chartered by these Governments, and vessels transiting solely for repairs, do not pay tolls. Statistics on vessels not paying tolls are shown under "Noncommercial traffic."

Traffic by Nationality of Vessels for December 1933

Nationality	No. of ships	Panama Canal net tonnage	Tons of cargo	Nationality	No. of ships	Panama Canal net tonnage	Tons of cargo
British.....	122	668,694	472,081	Japanese.....	22	117,331	109,325
Danish.....	15	65,278	71,743	Netherlands.....	10	51,585	30,846
Danzig.....	9	70,590	82,774	Norwegian.....	43	222,210	211,166
Finnish.....	1	4,471		Panamanian.....	32	33,811	18,670
French.....	8	46,322	40,316	Peruvian.....	1	336	629
German.....	28	103,137	108,186	Swedish.....	11	53,442	74,207
Greek.....	2	7,866	7,400	United States.....	183	1,117,312	921,753
Honduran.....	1	48		Yugoslav.....	3	14,630	27,230
Italian.....	5	40,543	15,357				

Traffic by Trade Routes, December 1933

The movement of vessels over trade routes is summarized in the following table. They are classified according to primary origin and ultimate destination of the voyage through the Canal and the cargo listed is the total aboard at time of transit. Cargo may be laden or discharged between the terminal areas indicated, hence in the cargo listed below there may be some which had other origin or destination:

Trade route	Atlantic to Pacific			Pacific to Atlantic		
	No. of ships	Panama Canal net tonnage	Tons of cargo	No. of ships	Panama Canal net tonnage	Tons of cargo
United States intercoastal.....	68	428,247	127,794	73	445,534	598,802
East coast United States and:						
Canada.....	4	18,105		2	8,898	11,054
Central America.....	5	10,883		4	8,582	3,875
South America.....	16	73,263	8,513	12	55,740	119,959
Hawaiian Islands.....	3	16,145	8,183	1	5,497	4,430
Australasia.....	5	27,013	24,001			
Philippine Islands.....	5	37,626	20,238	12	68,396	79,570
Far East.....	31	167,728	169,657	5	29,317	24,088
Europe and:						
United States.....	7	39,648		6	32,381	52,349
Canada.....	41	242,418	36,329	38	209,766	300,457
Central America.....	1	2,292	668			
South America.....	17	94,328	18,744	31	179,625	305,553
Hawaiian Islands.....	1	6,345				
Australasia.....	10	85,903	30,843	9	69,551	66,195
Far East.....				3	13,529	21,691
Canadian intercoastal.....	3	9,160	11,611			
East coast Canada and:						
United States.....	1	4,084	4,020			
South America.....	3	18,757		2	14,427	31,332
Australasia.....	4	15,689	10,418	3	14,061	5,731
Central American intercoastal.....	3	7,217	7,241			
South American intercoastal.....	2	1,077	984			
East coast South America and:						
United States.....	1	5,049	2,482	1	4,967	6,916
Canada.....	2	9,208	5,529	2	10,030	9,696
Central America.....	1	1,967				
Far East.....	1	5,821	3,759			
Cristobal and:						
Central America.....	4	2,286	1,557	2	1,445	502
South America.....	6	4,452	1,533	9	6,922	4,534
Balboa.....	7	253		8	359	395
West Indies:						
United States.....	2	13,892		3	15,120	26,421
Canada.....	1	5,588				
Central America.....	1	5,602	5,188			
South America.....	1	5,049	6,256			
Around the world.....	2	18,429	5,415	1	6,037	7,170
Foreign vessels in ballast (United States intercoastal).....	6	32,344		1		
Vessels not engaged in commerce.....	3	113		2	1,491	
Total.....	268	1,415,981	510,963	228	1,201,675	1,680,720

¹ Yachts.² Dredge.

Origin and Destination of Cargo by Major Areas

The following table summarizes the origin of cargo passing through the Canal in December 1933 and its destination by major geographical and trade areas:

ATLANTIC TO PACIFIC

Origin	Tons of cargo destined for—					Total
	United States	Other North America	Asia	South America	Australasia	
North America:						
United States.....	137,575	13,306	180,504	5,937	29,847	367,169
Other North America.....	6,024	25,421	45	11,777	4,572	47,839
Europe.....	26,451	10,452		16,821	30,843	84,567
Miscellaneous.....	8,601	188	1,554	1,045		11,388
Total.....	178,651	49,367	182,103	35,580	65,262	510,963

PACIFIC TO ATLANTIC

Origin	Tons of cargo destined for—				Total
	United States	Other North America	Europe	Miscellaneous	
North America:					
United States	597,506	37,361	153,560	6,700	795,127
Canada	3,523	3,879	195,992	7,377	210,771
Other North America	14,554	2,135	1,938	1	18,628
South America	117,336	39,665	304,352	25	461,378
Australasia	2,149	3,604	66,173	71,926
Asia	98,777	2,327	21,691	95	122,890
Total	833,845	88,971	743,706	14,198	1,680,720

Principal Commodities

Commodities which aggregated 10,000 or more tons either during the past month or in the corresponding month in 1932 are listed below:

Commodity	December		Commodity	December	
	1932	1933		1932	1933
<i>Atlantic to Pacific</i>	<i>Long tons</i>	<i>Long tons</i>	<i>Pacific to Atlantic—Continued</i>	<i>Long tons</i>	<i>Long tons</i>
Cotton, raw	81,087	55,301	Copra	6,013	19,656
Iron and steel, manufactures of ..	46,328	69,961	Flour	13,215	19,954
Machinery	4,241	10,652	Fruit, dried	23,114	28,861
Oils, mineral	21,494	46,882	Fruit, fresh	23,056	31,662
Scrap metal	6,010	46,149	Lumber	135,674	162,907
Paper	18,644	19,209	Metals	32,990	47,925
Phosphates	7,904	14,110	Nitrates	1,169	106,006
Sulphur	15,158	18,117	Oats	7,720	12,389
Tinplate	12,047	29,951	Oils, mineral	323,535	600,780
<i>Pacific to Atlantic</i>			Oils, vegetable	11,222	12,192
Ammonium compounds	5,035	11,125	Ores (principally iron)	10,255	83,513
Barley	17,046	25,296	Paper	6,239	11,950
Beans	6,518	12,108	Soy beans	21,691
Canned goods, various	45,106	65,274	Sugar	94,179	111,163
Coffee	13,641	6,998	Wheat	337,021	129,748
Cold storage (food products) * ..	10,336	32,282	Wood pulp	12,431	12,932

* Does not include fresh fruit.

Commodities in Detail

The following statement lists all commodities passing through the Canal during the month of December 1933, as reported in the cargo declarations, showing the movement, by directions, in the United States intercoastal trade and in the total traffic. In the cargo declarations small items are frequently grouped under the designation of "general cargo"; the statistics are accordingly not precise but are indicative of the kinds and quantity of cargo in transit through the Canal. The figures are for tons of 2,240 pounds:

Commodity	United States intercoastal		Total for all trade routes including U.S. intercoastal	
	Atlantic to Pacific	Pacific to Atlantic	Atlantic to Pacific	Pacific to Atlantic
Aircraft and parts	12
Agricultural implements	1,003	15	3,076	29
Alfalfa meal	153	543
Ammonium compounds	87	10	3,983	11,125
Animal foods	57	483	57	502
Apparel, wearing (hats, shoes, clothing, etc.) ..	113	11	113	69
Asbestos	342	575
Asphalt and tar	105	92	8,800	654
Automobiles (and autotrucks)	1,483	20	5,215	23
Automobile parts and accessories	838	182	5,203	194
Bags and bagging, textile	101	56	476	755
Barks, miscellaneous	98	4	254
Barley	56	25,296
Beans, edible, dry	65	5,700	75	12,108
Beer	397	473	1
Beverages, nonalcoholic	66	163	126	163
Blood and tankage	192
Bones and bone meal	2,673
Books and printed matter	93	119

* Except as otherwise classified.

Commodity	United States intercoastal		Total for all trade routes including U.S. intercoastal	
	Atlantic to Pacific	Pacific to Atlantic	Atlantic to Pacific	Pacific to Atlantic
Borax.....		674	32	7,434
Bran and pollards.....			10	5,003
Bricks and tile.....	120	24	148	24
Camphor, crude.....		12		207
Canned and preserved goods:				
Fish.....	600	7,838	1,084	10,847
Fruit.....	432	18,657	640	39,008
Meat.....	214	1,119	386	1,239
Milk.....	179	456	535	654
Soup.....	1,275	12	1,350	12
Vegetables.....	1,225	3,470	1,478	3,511
Miscellaneous and unclassified.....	2,773	9,343	3,491	10,003
Carbon black.....	179		934	
Celite.....		115		117
Cement.....	294		6,513	
Chalk.....			500	
Charcoal.....	53		144	
Chemicals.....	3,009	572	7,648	1,729
Clay, china and fire.....	620		1,178	
Clay, filtering.....	26	365	26	365
Clorox.....		1,241		1,241
Coal.....	715		1,638	
Cocoa and cacao beans.....	308		718	1,441
Coconuts and products.....	90	741	154	1,275
Coffee.....	178	18	5,043	6,998
Coke.....			3,598	
Cold storage and refrigerated products:				
Bananas.....			28	4,270
Dairy products.....	62		428	21,071
Eggs.....		50		197
Fish.....	8	147	83	827
Lard.....	189		291	
Meats.....			443	9,616
Vegetables.....	24	132	24	159
Other and unclassified.....	75		286	412
Confectionery.....	915	3	959	3
Copra.....				19,656
Copra meal and cake.....	44		44	3,029
Corn.....	2,344		2,382	1,392
Cotton, raw.....	593	757	55,301	4,724
Creosote.....			38	
Drugs and medicines.....	678	41	1,048	41
Dyes.....	36		494	
Earthenware.....	17	66		66
Electrical apparatus and appliances.....	214	68	607	72
Explosives.....	6	5	379	5
Extract, quebracho.....			663	
Fertilizers.....		24	1,319	252
Fish, salted or dry cured.....				22
Fish meal.....	16		16	4,310
Floor coverings.....	330	507	347	668
Flour.....	295	15,206	979	19,954
Fruit, dried.....	320	11,994	456	28,861
Fruit, fresh.....		2,225	17	27,392
Furniture and household goods.....	534	416	534	428
Gallnuts.....		60		90
General.....	9,213	7,377	30,950	17,475
Glass and glassware.....	3,056	233	5,355	558
Glue.....		240	331	240
Groceries.....	697	61	1,058	61
Guano.....				4,650
Gums.....		99		362
Hair, all kinds.....		99	27	120
Hay.....		968		1,494
Hemp, unmanufactured.....		824	5	2,685
Honey.....		192	20	377
Hops.....		25		345
Horns and hoofs.....	42		73	62
Infusorial earth.....		436		739
Iron and steel, manufactures of (structural steel, plates, bars, angles, pipe, etc.).....	41,099	562	69,961	607
Ivory nuts.....			45	3,358
Jute, unmanufactured.....			24	101
Lard substitute.....	317		1,487	
Lime.....			83	
Liquors.....	320	36	1,243	41
Lumber (including manufactured mill products).....	1,008	78,974	2,026	162,907
Machinery (other than electrical).....	4,166	531	10,652	725
Malt.....			502	
Manufactured goods.....	3,432	310	6,092	840

* Except as otherwise classified.

Commodity	United States intercoastal		Total for all trade routes including U.S. intercoastal	
	Atlantic to Pacific	Pacific to Atlantic	Atlantic to Pacific	Pacific to Atlantic
Marble and granite.....			34	
Matches.....	143	69	162	148
Metals:				
Antimony.....		52		437
Copper.....		5,457	152	29,278
Gold and silver.....		3	41	106
Iron.....	111		1,268	3
Lead.....	12	634	1,867	10,835
Tin.....	49	104	93	591
Zinc.....	117	560	324	5,915
Other and unclassified.....	14	45	241	216
Milk, powdered.....	28	1,003	91	1,329
Mollasses and syrups.....	158	32	200	32
Nitrates.....	2,950		6,533	106,006
Nuts, edible (including meats).....	23	572	95	835
Oats.....	50	1,450	100	12,389
Oils, mineral:				
Crude.....		12,003		174,736
Gas and fuel.....		236,558	18,405	285,455
Gasoline, benzine, and naphtha.....	59	70,441	623	106,271
Kerosene.....	4,515	32,311	4,663	32,445
Lubricating and greases.....	8,188	1,672	23,191	1,726
Other and unclassified.....		22		147
Oils, vegetable:				
Coconut.....		956		6,633
Cottonseed.....			10	8
Linseed.....	429		893	120
Olive.....		9	182	9
Rapeseed.....				556
Wood.....				1,228
Other and unclassified.....	139	30	464	3,638
Oil, fish.....		625	111	625
Oil, whale.....		1,035	17	1,138
Oilseeds (cotton, flax, hemp, sesame, rapeseed, etc.).....	42	522	253	842
Oilseed cake and meal.....			200	3,364
Ores:				
Antimony.....		100		100
Chrome.....	101		101	
Copper.....				1,535
Gold and silver.....				1,141
Iron.....	197		297	66,238
Lead.....				2,400
Magnesite.....		1,807		3,562
Manganese.....				252
Tin.....	24		25	3,266
Zinc.....				3,889
Other and unclassified.....			1,390	1,130
Paints and varnishes.....	443	80	1,184	100
Paper and paper products.....	5,572	7,118	19,209	11,980
Paper scrap.....		480	695	480
Peanuts.....	260	81	260	81
Peas, dry.....		175	4	214
Peatmoss.....			583	
Phosphates.....	96		14,110	3
Plaster.....	21		63	
Porcelainware.....	176	350	546	2,116
Potash.....		2,948	1,263	2,948
Pyrethrum flowers.....		53		133
Rags and waste.....	77	315	380	631
Railroad material.....	35		1,337	
Rice.....	1,139	600	2,329	2,385
Rope and twine.....	137	18	176	65
Rosin.....	1,630		4,409	
Rubber:				
Manufactured.....	770	30	1,459	169
Raw.....				136
Scrap.....		131		211
Scrap metal.....	325	229	46,149	544
Salt.....	909		7,708	
Sand.....			1,180	70
Seeds (except oilseeds).....	19	443	711	2,330
Shells, oyster.....	576		576	
Silk, raw.....	107	732	112	1,536
Skins and hides.....	2	2,402	105	4,645
Soaps and products.....	1,651	227	1,755	344
Soda and sodium compounds.....	1,210		1,861	75
Soy beans.....	232		232	21,691
Sugar.....	47	11,657	62	111,163
Sulphur.....	8,954		18,117	107
Talc.....		80		125

* Except as otherwise classified.

Commodity	United States Interoceanic		Total for all trade routes including U.S. interoceanic	
	Atlantic to Pacific	Pacific to Atlantic	Atlantic to Pacific	Pacific to Atlantic
Tallow.....				877
Tea.....		25	71	1,033
Textiles.....	4,740	17	8,966	1,559
Tinplate.....	2,322	26	29,951	26
Tobacco and manufactures.....	526	19	8,072	111
Toilet preparations.....	348		379	37
Turpentine.....	91		268	5
Vegetables, dry.....		262	53	1,025
Wall board.....	285	18	285	18
Wax, paraffin.....	307	10	1,327	68
Wheat.....		14,761	862	129,748
Wines.....	30	870	456	1,303
Wood pulp.....	69	8,427	5,712	12,932
Wool.....	30	2,486	491	8,782
Total, December 1933.....	137,575	597,506	510,963	1,680,720
Total, December 1932.....	116,229	373,855	391,087	1,230,494
Total, December 1931.....	154,390	422,249	501,408	1,147,496

* Except as otherwise classified.

* Cotton, silk, wool, rayon goods.

Tanker Traffic

The following tabulation shows the tanker traffic through the Canal during December 1933, classified according to trade route:

Trade route	Atlantic to Pacific			Pacific to Atlantic		
	No. of ships	Panama Canal net tonnage	Tons of cargo	No. of ships	Panama Canal net tonnage	Tons of cargo
United States interoceanic.....	23	140,613	1,704	29	177,232	352,602
East coast United States and South America.....	1	7,822		1	5,049	10,201
United States and Far East.....	1	5,024	7,837			
East coast Canada and South America.....	2	14,427		2	14,427	31,332
Central American interoceanic.....	1	5,342	7,241			
West Indies and United States.....	2	13,892		3	15,120	26,421
West Indies and South America.....	1	5,049	6,256			
West Indies and Central America.....	1	5,602	5,188			
Europe and United States.....	3	21,152		3	17,617	32,608
Europe and South America.....	4	30,368		10	71,518	146,025
Europe and Hawaii.....	1	6,345				
Total.....	40	255,636	28,226	48	300,963	599,189

Comparison of Canal Traffic in December 1933 with December Traffic in Previous Years

Calendar year	Month of December			Fiscal year	Average per month for fiscal year		
	Commercial transits	Panama Canal net tonnage	Tons of cargo		Commercial transits	Panama Canal net tonnage	Tons of cargo
1914.....	* 98	341,993	452,779	1915.....	* 102	361,197	465,567
1915.....	7	8,594	12,218	1916.....	63	199,687	257,843
1916.....	151	467,923	539,847	1917.....	150	483,213	588,213
1917.....	152	482,816	563,192	1918.....	172	547,539	627,069
1918.....	163	533,992	629,961	1919.....	169	510,416	576,385
1919.....	260	927,726	924,479	1920.....	206	712,170	781,208
1920.....	265	1,027,918	1,076,539	1921.....	241	951,323	966,601
1921.....	239	1,017,244	953,053	1922.....	228	951,455	907,075
1922.....	304	1,375,263	1,535,102	1923.....	331	1,550,482	1,630,656
1923.....	506	2,516,491	2,494,634	1924.....	436	2,179,073	2,249,559
1924.....	407	1,949,196	2,265,687	1925.....	389	1,904,596	1,996,570
1925.....	462	2,257,409	2,358,170	1926.....	433	2,064,549	2,169,787
1926.....	458	2,135,002	2,810,270	1927.....	456	2,185,651	2,312,351
1927.....	589	2,616,728	2,573,828	1928.....	538	2,454,886	2,469,226
1928.....	579	2,698,140	2,714,987	1929.....	534	2,468,483	2,555,250
1929.....	522	2,548,771	2,524,934	1930.....	515	2,498,385	2,502,519
1930.....	495	2,473,626	2,166,884	1931.....	461	2,316,012	2,090,233
1931.....	387	2,033,158	1,648,904	1932.....	376	1,968,785	1,650,667
1932.....	431	2,980,069	1,621,581	1933.....	375	1,901,823	1,514,811
1933.....	496	2,617,656	2,191,683	(1)	412	2,104,313	1,763,656

* Canal opened August 15, 1914.

* Average for 10½ months.

* Average for calendar year 1933.

Terminal Activities

Ships repaired during the month of December 1933 numbered 70, including 15 which were drydocked. Fuel oil in the quantity of 372,568 barrels was delivered as bunkers to 132 commercial vessels. Bunker coal amounting to 3,583 tons was delivered to 16 vessels. Sales of commissary supplies to ships aggregated \$37,680.41.

Cargo Handled at Terminal Ports

	Cristobal	Balboa	Total
Local cargo arriving..... tons	84,725	21,162	105,887
Local cargo shipped..... tons	4,534	355	4,889
Cargo received for transshipment..... tons	25,852	1,155	27,007
Cargo transshipped..... tons	25,603	865	26,468
"Canal Zone for Orders" cargo:			
Number of receipts issued.....	19	11	30
Number of releases issued.....	162	141	303
Tons received.....	126	277	403
Tons withdrawn.....	205	643	848

All Vessels Entering and Clearing Port

	Port of Cristobal			Port of Balboa		
	No. of ships	Registered gross tonnage	Registered net tonnage	No. of ships	Registered gross tonnage	Registered net tonnage
<i>Ships entering</i>						
All vessels, including those transiting Canal..	556	3,792,799	2,230,195	512	3,256,033	1,945,502
Vessels entering port but not transiting Canal..	80	661,314	362,078	14	61,307	31,456
Vessels transiting Canal and handling passengers and cargo at terminal ports.....	119	825,575	476,891	98	696,416	391,480
<i>Ships clearing</i>						
All vessels, including those transiting Canal..	556	3,788,547	2,227,067	520	3,261,593	1,947,956
Vessels clearing port but not transiting Canal..	79	640,694	349,882	14	61,307	31,456
Vessels transiting Canal and handling passengers and cargo at terminal ports.....	119	837,134	483,138	98	696,416	391,480

Cargo Discharged and Laden in Terminal Ports

The following is a report of tons of cargo discharged and/or laden at Cristobal and Balboa during the month from midnight, December 15, 1933, to midnight, January 15, 1934. Figures after names of vessels show, respectively, tons discharged and tons laden:

CRISTOBAL

Zacapa, 0, 87; Acajutla, 0, 385½; Mantilla, 3,086, 0; Coronado, 2, 0; Colombia, 45, 473; Santa Paula, 272, 194; Santa Rita, 199, 1,007; Calamares, 318, 274½; Poseidon, 554, 54; Costa Rica, 15, 174; Vardaas, 5,447, 0; Virgilio, 108, 15; Manizales, 19, 268; Magdalena, 171, 21; Schwaben, 91, 234; Abraham Lincoln, 0, 5; George H. Jones, 5,048, 0; Carmen Silvia, 20, 0; Durazzo, 343, 514; Veragua, 31, 579; Damsterdijk, 0, 196; Cristobal, 0, 235; Santa Elena, 278, 51; Amerika, 1½, 28; Alabama, 70, 2; Atlantida, 344, 359; Sesostriis, 205, 398; Indra, 1, 0; Boskoop, 289, 0; Baru, 72, 43; Laurits Swenson, 172, 0; Santa Barbara, 220, 489; Velma Lykes, 271, 33; Washington, 0, 471; Santa Clara, 1,121, 0; Buenaventura, 1,208, 417; Quirigua, 427, 70; President Harrison, 1, 0; Santa Ana, 165, 433; Kurama Maru, 171, 0; Kinai Maru, 624, 60; Daytonian, 220, 0; Reina del Pacifico, 35, 11; West Mahwah, 3½, 0; Carrillo, 671, 502; Istmo, 549, 116; Boskoop, 2, 239; Lagarto, 21, 150; Haiti, 102, 462; Metapan, 275, 305; Salvador, 246, 463; Cali, 1,222, 314; President Taft, 414, 0; Este, 81, 207; Bodegraven, 2, 247; Simon Bolivar, 32, 13; Rialto, 44, 0; Canadian Constructor, 0, 87; Annie Johnson, 0, 117; Quirigua, 130, 484; Anniston City, 654, 0; San Lucas, 92, 0; Contessa, 274, 409; Narenta, 76, 0; Vardaas, 11,622, 0; Santa Inez, 350, 10; Tai Shan, 470, 0; Magdalena, 0, 717; Portland, 48, 39; Wisconsin, 90, 68; Mantilla, 8,507, 0; Ancon, 877, 1,091; Hanan, 69, 0; Venice Maru, 190, 0; Peten, 324, 107; Witram, 0, 60; Felix Taussig, 91, 0; Turrialba, 915, 92; Santa Teresa, 403, 129; Endurance, 0, 12½; Ansgir, 78, 23; Simon Bolivar, 0, 315½; Santa Rosa, 150, 46; Ulu, 311, 570; Pastores, 59, 460; Cerigo, 1,165, 0; Caribia, 92, 26; Tsuyama Maru, 54, 0; Nubian, 140, 0; Peten, 21, 372½; Santa Olivia, 232, 227; Arminda, 220, 0; Santa Lucia, 213, 47; Brion, 489, 8; Istmo, 456, 195; Canadian Cruiser, 59, 1; Nuevo Panama, 116, 62; Oakland, 36, 210; Atlantida, 240, 383; Canadian Challenger, 0, 288; Santa Maria, 1,107, 1 package; Lochkatrine, 2 packages, 202; Cellina, 0, 378; Agira, 13, 246; Santa Clara, 205, 879; San Anselmo, 171, 0; Santa Elisa, 58, 183; Veragua, 348, 75; President Hayes, 2, 0; Sixaola, 644, 272; Osisis, 29, 460; Manizales, 1,198, 0; Tai Yang, 2, 0; Guayaquil, 850, 480; Alkmaar, 97, 338; Persistence, ½, 0; Los Angeles, 67, 281; Colombia, 7, 845; Calamares, 590, 111; Tillie Lykes, 102, 108; President McKinley, 305, 0; Odenwald, 385, 22; Acajutla, 196, 381½; Takaoka Maru, 369, 0; Tokai Maru, 595, 89; Veragua, 40, 498; Lochgoil, 132, 54; Santa Maria, 12,100, 0; Cerigo, 0, 409; Nansenville, 4, 0; Santa Isabel, 642, 0; Democracy, 386, 0; Contessa, 138, 295; Crijnssen, 110, 2 packages; Real, 36, 101; Sambu, 21, 101; Caribia, 7, 1,144; Cristobal, 1,230; 489; Juan Sebastian Elcano, 114, 258½; Granville, 0, 3; Europa, 1, 0; Oregon, 149, 40; Orbita, 87, 502; Quirigua, 202, 27; Arizona, 649, 15; Santa Marta, 493, 256½; Santa Cecilia, 468, 43; Canada,

0, 246; Crijnsen, 0, 289½; Deborah, 0, 45½; Colombie, 60, 0; Vancouver, 100, 152; Durazzo, 1,059, 0; Virgilio, 113, 786; Santa Elena, 111, 263; Tolosa, 233, 142½; Istmo, 580, 128; Haiti, 90, 894; Axel Johnson, 100, 0; Santa Inez, 245, 565; Manizales, 0, 418; Chancellor, 129, 0; Quirigua, 57, 467; Hollywood, 73, 55; Santa Paula, 125, 0; San Francisco, 9, 0; Colombie, 0, 1,548; Wales Maru, 399, 0.

BALBOA

Acajutla, 0, 1; Antigua, 228, 8; Santa Paula, 35, 1; Santa Rita, 92, 2; Henderson, 0, 13; Santa Elena, 73, 7; Margaret Johnson, 262, 0; Indra, 0, 468; Amerikaland, 1,000 pounds, 0; Santa Clara, 0, 1,100 pounds; Chateau Thierry, 404, 154; Laurits Swensen, 656, 0; Istmo, 97, 0; Santa Barbara, 51, 55; Santa Ana, 61, 29; President Harrison, 8, 2; Point Arena, 4,423, 0; Cali, 1, 0; Talamanca, 295, 127; Santa Inez, 121, 350; California, 5, 0; Santa Monica, 367, 0; Condistable Calendar, 0, 130; Lagarto, 0, 100 pounds; Rakuyo Maru, 133, 0; Tai Shan, 206, 0; Point Lobos, 414, 0; Santa Teresa, 50, 0; Pennsylvania, 64, 0; Felix Tausig, 98, 30; West Ira, 30, 0; Chiriqui, 318, 10; Santa Rosa, 38, 36; Anna Maersk, 28, 0; Santa Lucia, 70, 0; Frank G. Drumm, 10,402, 0; Santa Maria, 180, 0; West Notus, 188, 0; Tosca, 70, 0; Santa Elisa, 20, 128; Santa Clara, 61, 128; Santa Monica, 244, 16; Osiris, 96, 0; Antigua, 292, 27; Santa Maria, 284, 0; Nansenville, 5, 0; San Gil, 100 pounds, 0; Vinland, 70, 0; California, 27, 0; Santa Cecilia, 13, 118; Santa Elena, 37, 23; Talamanca, 338, 52; Covena, 3,695, 0; Santa Paula, 72, 1; U.S.S. Vega, 87, 6.

Passengers

Ocean ship passengers disembarking at Cristobal numbered 1,351; embarking, 1,437; at Balboa, 590 disembarking and 910 embarking. Passengers passing through the Canal from the Atlantic to the Pacific numbered 3,332; from the Pacific to the Atlantic, 1,583. Aircraft numbering 44 entered Cristobal and 127 passengers disembarked; clearances were 44, with 110 passengers embarking. Four aircraft entered Balboa, discharging 10 passengers; 4 aircraft cleared with no passengers embarking.

Traffic Through the Panama Canal in the Calendar Year 1933, by Nationality

Nationality	No. of ships	TONNAGE				Tolls	Tons of cargo
		Panama Canal net	United States equivalent	Registered gross	Registered net		
Belgian.....	8	46,637	34,391	53,515	36,441	\$38,257.30	40,829
British.....	1,058	5,910,109	4,248,323	7,088,501	4,304,737	5,013,036.08	4,402,714
Chilean.....	9	32,670	26,113	41,692	24,456	28,805.94	27,823
Colombian.....	2	614	604	810	616	736.80	908
Danish.....	124	568,725	369,039	623,388	383,126	444,858.51	469,239
Danzig.....	59	472,965	401,812	702,997	399,702	424,809.28	494,209
Dutch.....	74	465,596	307,969	516,889	312,920	380,393.56	334,347
Finnish.....	3	13,059	9,432	15,334	9,235	10,699.35	6,308
French.....	277	436,536	274,972	506,074	287,420	348,604.00	328,276
German.....	314	1,033,594	683,656	1,180,062	697,861	844,534.81	911,153
Greek.....	9	37,610	25,295	40,898	25,266	29,533.08	38,841
Honduran.....	3	144	138	126	114	149.56	40
Italian.....	55	415,742	269,984	507,859	304,668	330,068.79	210,239
Japanese.....	226	1,240,740	991,818	1,554,822	980,709	1,227,332.03	1,342,198
Mexican.....	41	613.50
Norwegian.....	399	1,968,132	1,284,335	2,157,332	1,290,448	1,522,616.93	1,789,501
Panamanian.....	372	231,616	174,238	310,741	174,795	191,023.45	117,657
Peruvian.....	14	14,985	12,585	20,430	12,369	19,448.90	7,290
Swedish.....	108	485,028	320,484	734,108	398,107	377,055.76	591,827
United States.....	1,993	11,778,464	8,444,050	14,011,498	8,429,025	10,099,191.45	9,886,567
Venezuelan.....	12	10,196	9,288	17,122	11,285	9,475.56	7,209
Yugoslav.....	19	88,597	65,462	105,728	64,705	81,029.15	156,697
Total 1933.....	4,939	25,251,759	17,953,988	30,189,926	18,148,005	21,422,273.79	21,163,872
Total 1932.....	4,367	22,636,141	16,412,229	27,331,295	16,573,865	19,685,671.81	18,099,938
Total 1931.....	4,972	25,560,252	18,726,592	31,232,070	18,921,461	22,530,820.84	22,048,197

¹ Includes 4 naval vessels totaling 21,973 tons displacement (tolls \$10,986.50) in transits and tolls but not in tonnage.

² Includes 1 naval vessel totaling 2,150 tons displacement (tolls \$1,075) in transits and tolls but not in tonnage.

³ Includes 1 naval vessel totaling 7,028 tons displacement (tolls \$3,814) in transits and tolls but not in tonnage.

⁴ Naval vessel of 1,227 tons displacement (tolls \$613.50).

⁵ Includes 8 naval vessels totaling 10,553 tons displacement (tolls \$5,276.50) in transits and tolls but not in tonnage.

Restrictions on Services to Ships

Under the above heading the statement was made in THE PANAMA CANAL RECORD of December 15, 1933, that sales by the Canal commissaries to ships will be restricted to articles required for "ships' stores and equipment." The expression should have been "sea stores' and 'ship stores and equipment'" as it is the practice to sell "sea stores" also. Definitions of these terms were published in the RECORD of November 15, 1933.

Movements of Ocean Vessels Through the Panama Canal

From midnight December 15, 1933, to midnight January 15, 1934

ATLANTIC TO PACIFIC

Ship	Date arrived	Date cleared	Nationality	Line (Charterer or operator)	Port		Cargo	
					From—	For—	Nature	Tons
Acajutla.....	9	16	Brit.	Pacific Steam Nav. Co.	Cristobal, C.Z.	Champ'ico, Guat.	General.....	385
Harvester.....	15	16	Amer.	The Texas Co.	Pt. Arthur, Tex.	Shanghai, China.	(*) 7,837	
Peter Kerr.....	15	16	Amer.	Quaker S.S. Line.	New York, N.Y.	Seattle, Wash.	General.....	2,414
Nurtureton.....	15	16	Brit.	R. Chapman & Son.	New York, N.Y.	Vancouver, B.C.	Ballast.....	
Chinese Prince.....	16	16	Brit.	Prince Line, Ltd.	Boston, Mass.	Shanghai, China.	Steel, gen.....	3,439
Aldington Court.....	16	16	Brit.	Canadian Transp. Co.	London, Eng.	Vancouver, B.C.	Ballast.....	
San Blas.....	16	16	Pan.	United Fruit Co.	Mobile, Ala.	Pto. Arm'les, R.P.	Ballast.....	
Texmar.....	16	16	Amer.	Calmar Line.	Baltimore, Md.	Seattle, Wash.	Steel, gen.....	3,777
Henderson.....	16	18	Amer.	U.S. Navy.	Norfolk, Va.	Manila, P.I.	Naval stores.....	574
Santa Rita.....	16	17	Amer.	Grace Line.	New York, N.Y.	Valparaiso, Chile.	General.....	2,748
Santa Paula.....	16	17	Amer.	Panama Mail S.S. Co.	New York, N.Y.	Seattle, Wash.	General.....	2,148
Virgilio.....	16	17	Ital.	Societa Italia.	Genoa, Italy.	Valparaiso, Chile.	General.....	1,372
Willowpool.....	16	17	Brit.	Sir R. Ropner & Co.	Hartlepool, Eng.	Vancouver, B.C.	Ballast.....	
Aymeric.....	17	17	Brit.	Andrew Weir & Co.	Galveston, Tex.	Newcastle, Aus'lia	Sulphur.....	7,000
Texan.....	17	18	Amer.	Amer.-Hawaiian Line.	Boston, Mass.	Portland, Oreg.	General.....	1,490
Margaret Johnson.....	17	18	Swed.	Johnson Line.	Stockholm, Swed.	Vancouver, B.C.	General.....	3,200
Fukuyo Maru.....	17	17	Jap.	Yamashita K. Kaisha	Newport, Eng.	Coos Bay, Oreg.	Ballast.....	
Schwaben.....	17	17	Ger.	North German Lloyd.	Hamburg, Ger.	Portland, Oreg.	General.....	3,943
Geo. H. Jones.....	17	18	Amer.	Standard Ship. Co.	New York, N.Y.	Los Angeles, Cal.	Fuel oil.....	5,187
D. G. Seofield.....	17	18	Amer.	Standard Oil Co.	Fall River, Mass.	Los Angeles, Cal.	Ballast.....	
William A. McKenney.....	18	18	Amer.	McCormick S.S. Co.	Philadelphia, Pa.	Seattle, Wash.	General.....	2,168
Point Clear.....	18	18	Amer.	Swayne & Hoyt.	New Orleans, La.	Seattle, Wash.	Iron, steel, etc.	3,747
Pacific Exporter.....	18	18	Brit.	Furness, Withy & Co.	Manchester, Eng.	Vancouver, B.C.	General.....	537
Kent.....	18	18	Brit.	Federal Steam Nav. Co.	London, Eng.	New Zealand.	Ballast.....	
W. S. Rheem.....	18	18	Amer.	Standard Ship. Co.	Baltimore, Md.	Los Angeles, Cal.	Ballast.....	
Washington Express.....	18	18	Nor.	Fruit Express Line.	Hamburg, Ger.	N. West'm'er, B.C.	Ballast.....	
Southern Sun.....	18	18	Brit.	Sun Oil Co.	Chester, Pa.	Los Angeles, Cal.	Ballast.....	
Fordsdale.....	18	21	Brit.	Shaw, Savill & Albion.	London, Eng.	New Zealand.	Ballast.....	
Manizales.....	18	18	Ger.	North German Lloyd.	Pto. Colombia.	Guayaquil, Ecuador.	Gen., coffee.....	372
Taranaki.....	18	19	Brit.	Shaw, Savill & Albion	Liverpool, Eng.	New Zealand.	Ballast.....	
Tacoma.....	18		Dan.	Steamship Co., Orient	Belfast, Ireland.	Vancouver, B.C.	Ballast.....	
J-10.....			Amer.	U.S. Army.	Cristobal, C.Z.	Gatun, C.Z.	Ballast.....	
J-26.....			Amer.	U.S. Army.	Cristobal, C.Z.	Gatun, C.Z.	Ballast.....	
Breckenridge.....			Amer.	U.S. Army.	Cristobal, C.Z.	Gatun, C.Z.	Ballast.....	
Gracia.....	18	19	Brit.	Donaldson Brothers.	Glasgow, Scot.	Vancouver, B.C.	General.....	735
Huntingdon.....	18	19	Brit.	Federal Steam Nav. Co.	Liverpool, Eng.	Pt. Chalm'rs, N.Z.	General.....	7,300
Sagadahoc.....	19	19	Amer.	Argonaut S.S. Line.	New York, N.Y.	Seattle, Wash.	General.....	1,856
Quarrington Court.....	19	19	Brit.	United Brit. S.S. Co.	Tyne, England.	Vancouver, B.C.	Ballast.....	
Nichteroy.....	19	20	Brit.	Royal Mail Lines.	S'ampton, Eng.	Vancouver, B.C.	Ballast.....	
Amerika.....	19	19	Dan.	East Asiatic Co.	Copenhagen, Den.	Vancouver, B.C.	Gen., bana'as	498
Franz Klases.....	19	19	Danz.	W. Tanksschiff Rhed'i.	Stettin, Ger.	Talara, Peru.	Ballast.....	
Storanger.....	19	19	Nor.	Westfal, Larsen & Co.	Grangem'th, Eng.	Los Angeles, Cal.	Ballast.....	
Golden Mountain.....	19	20	Amer.	Williams S.S. Line.	Baltimore, Md.	Seattle, Wash.	General.....	1,968
Alabama.....	20	20	Fr.	French Line.	Calais, France.	Talcahuano, Chile	General.....	605
Sage Brush.....	19	20	Amer.	Shepard S.S. Co.	Boston, Mass.	Seattle, Wash.	General.....	5,166
Wm. Rockefeller.....	19	20	Amer.	Standard Ship. Co.	New York, N.Y.	Los Angeles, Cal.	Ballast.....	
Indra.....	20	21	Nor.	Scand. S. Pacific Line.	Oslo, Norway.	San Antonio, Chile	(*) 2,717	
Ashburton.....	20	21	Brit.	Amer. & Aus'lian Line	Halifax, N.S.	Adelaide, Aus'lia.	Gen., asphalt	6,346
Sesostri.....	20	20	Ger.	Hamburg-Amer. Line.	Hamburg, Ger.	Corral, Chile.	General.....	2,193
Rigel.....	20	20	Nor.	Westfal, Larsen & Co.	Buenos Aires, Arg.	Vancouver, B.C.	General.....	2,901
Andrea F. Luckenbach.....	21	21	Amer.	Luckenbach Line.	Boston, Mass.	Seattle, Wash.	General.....	2,300
Laurits Swenson.....	20	21	Nor.	Fred Olsen & Co.	Oslo, Norway.	Vancouver, B.C.	General.....	3,970
Chile Maru.....	21	21	Jap.	Yamashita K. Kaisha.	Newport, Eng.	Portland, Oreg.	Ballast.....	
Baru.....	20	21	Pan.	Elliot Ship. & Land Co.	Cristobal, C.Z.	Pto. Arm'les, R.P.	General.....	42
El Sonar.....	20	21	Pan.	N. Pinel.	Cristobal, C.Z.	Panama, R.P.	Ballast.....	
Sambu.....	20	21	Pan.	Elliot Ship. & Land Co.	Cristobal, C.Z.	Panama, R.P.	Ballast.....	
Richmond.....	22		Amer.	U.S. Navy.	Guantanamo, Cuba.	Balboa, C.Z.	Ballast.....	
Erik Frissell.....	21	22	Swed.	(*)	Cor. Brook, N.F.	Tacoma, Wash.	(*) 4,020	
President Harrison.....	22	22	Amer.	Dollar Line.	New York, N.Y.	S. Francisco, Cal.	General.....	3,121
Raby Castle.....	22	22	Brit.	Jas. Chambers & Co.	New York, N.Y.	Shanghai, China.	General.....	1,168
Gypsum Queen.....	22	22	Brit.	Gypsum Packet Co.	New York, N.Y.	Coquimbo, Chile.	Ballast.....	
Gulfrest.....	22	22	Amer.	Gulf Refining Co.	New York, N.Y.	Los Angeles, Cal.	Ballast.....	
Umbereigh.....	22	22	Brit.	Anglo-Can. Ship. Co.	Barry, England.	Vancouver, B.C.	Ballast.....	
Santa Barbara.....	21	23	Amer.	Grace Line.	New York, N.Y.	Valparaiso, Chile.	General.....	1,783
Santa Ana.....	22	23	Amer.	Panama Mail S.S. Co.	New York, N.Y.	S. Francisco, Cal.	General.....	1,678
Wasaborg.....	22	22	Fin.	J. A. Zachariassen.	Newport, Eng.	Vancouver, B.C.	Ballast.....	
Tulsagas.....	22	23	Amer.	Tidewater Oil Co.	New York, N.Y.	S. Francisco, Cal.	(*) 1,704	
Volunteer.....	22	23	Amer.	Lykes Bros. Ripley Co.	New Orleans, La.	Cebu, P.I.	(*) 8,878	
West Mahwah.....	22	23	Amer.	Pac.-Arg.-Brazil Line.	Rosario, Arg.	Seattle, Wash.	Coffee, gen.....	2,482
Calmar.....	23	23	Amer.	Calmar Line.	Baltimore, Md.	Seattle, Wash.	Steel, gen.....	4,478

* Tanker. * Motor ship. * Motor schooner. * Launch. * Transport. * Cruiser. * Gasoline, lubricating oil, etc. * Cement, paper, general. * Newspaper paper. * Lubricating oil, grease. * Cotton, scrap steel, etc. * N. F. L. D. Export & Shipping Co.

ATLANTIC TO PACIFIC—Continued

Ship	Date arrived	Date cleared	Nationality	Line (Charterer or operator)	Port		Cargo	
					From—	For—	Nature	Tons
Meton ¹	23	23	Amer..	Shell Eastern Co.	Sewaren, N.J.	Los Angeles, Cal.	Ballast.....
Japan Arrow ²	23	23	Amer..	Stand. Vacuum Tr'sp.	Boston, Mass.	S. Francisco, Cal.	Ballast.....
Hokkai Maru ²	23	23	Jap. .	Osaka Shosen Kaisha.	Philadelphia, Pa.	Dairen, China.	General.....	7,880
San Gil.....	23	23	Pan..	United Fruit Co.	Mobile, Ala.	Pto. Arm'les, R.P.	Ballast.....
Lena Luckenbach.....	23	23	Amer..	Luckenbach Line.....	New Orleans, La.	Seattle, Wash.	General.....	3,711
Avelona Star.....	23	24	Brit..	Blue Star Line.....	London, Eng.	Wellington, N.Z.	Ballast.....
Temple Bar.....	23	24	Brit..	Lambert S.S. Co.	Newcastle, Eng.	Arica, Chile.....	Ballast.....
Lagarto ²	23	24	Brit..	Pacific Steam Nav.Co.	Hull, England.....	Valparaiso, Chile.	General.....	4,503
Istmo.....	22	24	Pan..	Elliot Ship. & Land Co.	Cristobal, C.Z.	B'ventura, Col.	General.....	100
District of Columbia ²	23	24	Amer..	Standard Oil Co.	Tampico, Mexico	Los Angeles, Cal.	(¹)	7,241
Montevideo Maru. ²	24	24	Jap. .	Osaka Shosen Kaisha.	Montevideo, Uru.	Kobe, Japan.....	General.....	3,759
Blue Dolphin ⁴	24	24	Brit..	A. D. Chandler.....	Gloucester, Mass.	Galapagos, Is.	Ballast.....
American.....	24	24	Amer..	Amer.-Hawaiian Line.	Boston, Mass.	Portland, Oreg.	General.....	2,632
Durazzo.....	17	24	Ger..	Hamburg-Amer. Line.	Cristobal, C.Z.	Guayaquil, Ecuador	General.....	515
Atlantic City.....	24	24	Brit..	Reardon Smith Line.	Beaumont, Tex.	Moji, Japan.....	General.....	8,293
Brielle.....	24	24	Neth..	Cia. de Salitre de Chile	Amsterdam, Neth.	Chile.....	Ballast.....
Heffron.....	24	24	Amer..	Pac. Coast Direct Line.	Philadelphia, Pa.	Seattle, Wash.	Steel, gen.	843
Rialto ²	24	25	Ital..	Nav. Libera Triestina	Trieste, Italy.....	Vancouver, B.C.	General.....	1,806
Steel Exporter.....	24	25	Amer..	Isthmian S.S. Lines.....	Portland, Oreg.	Seattle, Wash.	Steel, gen.	5,540
Willboro.....	25	25	Amer..	Amer.-Hawaiian Line.	Baltimore, Md.	Seattle, Wash.	General.....	672
Jersey City.....	25	25	Brit..	Norton, Lilly & Co.	Baltimore, Md.	Portland, Oreg.	Ballast.....
Gypsum Prince.....	25	25	Brit..	Gypsum Packet Co.	New York, N.Y.	Chile.....	Ballast.....
Bodegraven.....	24	25	Neth..	Royal Neth. S.S. Co.	Hamburg, Ger.	Valparaiso, Chile.	General.....	1,538
Sinnington Court.....	25	26	Brit..	Haldin & Philipps, Ltd.	Sunderland, Eng.	Williamsh'd, B.C.	Ballast.....
Peter Maersk ²	25	25	Dan..	Isbrandtsen Moller.....	Boston, Mass.	Hilo, P.I.	General.....	6,773
City of Lyons.....	25	25	Brit..	Bucknall S.S. Co.	Philadelphia, Pa.	Sydney, Aus'lia.	General.....	2,691
Masunda.....	25	26	Brit..	Macley & McIntyre.....	Newcastle, Eng.	Vancouver, B.C.	Ballast.....
Trondanger ²	26	26	Nor..	Interocean Line.....	Hamburg, Ger.	Vancouver, B.C.	Psgs. only.....
Mirrabooka ²	26	26	Swed..	Transpacific S.S. Co.	Boston, Mass.	Los Angeles, Cal.	Psgs. only.....
Steel Inventor.....	26	26	Amer..	Isthmian S.S. Lines.....	Swansea, Eng.	Vancouver, B.C.	Tinplate.....	3,065
Fordefjord ²	25	26	Nor..	Chile Nitrate Sales Co.	Charleston, S.C.	Chile.....	Ballast.....
San Lucas.....	26	26	Amer..	States S.S. Co.	Bayonne, N.J.	Tacoma, Wash.	(¹)	2,140
Anniston City.....	25	26	Amer..	Isthmian S.S. Lines.....	Baltimore, Md.	Port Allen, T.H.	General.....	4,746
Zaanland.....	26	26	Neth..	Royal Holland Lloyd.	Amsterdam, Neth.	Vancouver, B.C.	Ballast.....
Lisbon Maru.....	26	26	Jap. .	Nippon Yusen Kaisha	Philadelphia, Pa.	Kobe, Japan.....	Phos'te, gen.	8,312
Virginian.....	26	26	Amer..	Amer.-Hawaiian Line.	Boston, Mass.	Seattle, Wash.	General.....	1,320
El Libertador ²	26	26	Pan..	A. A. Valdez.....	Cristobal, C.Z.	Balboa, C.Z.	Ballast.....
Sambo ²	26	26	Pan..	Elliot Ship. & Land Co.	Cristobal, C.Z.	Balboa, C.Z.	Ballast.....
Real ²	26	26	Pan..	Elliot Ship. & Land Co.	Cristobal, C.Z.	Balboa, C.Z.	Ballast.....
Narenta.....	26	27	Brit..	Royal Mail Lines.....	S'ampton, Eng.	Vancouver, B.C.	General.....	1,488
El Aleto ²	26	27	Brit..	Lobitos Oilfields, Ltd.	Aruba, D.W.I.	Guayaquil, Ecuador	Fuel oil.....	6,256
Castana ²	26	27	Amer..	U.S. Tankship Corp.	New Orleans, La.	Los Angeles, Cal.	Ballast.....
Charles Christenson.	26	27	Amer..	Sudden & Christenson	Baltimore, Md.	Portland, Oreg.	General.....	1,531
S. C. T. Dodd ²	26	27	Amer..	J. B. Berry Sons Co.	Tiverton, R.I.	Los Angeles, Cal.	Ballast.....
Alaska.....	27	27	Nor..	Chil.NitrateSalesCorp	Norfolk, Va.	Ant'fagasta, Chile	Ballast.....
Wisconsin.....	27	28	Fr..	French Line.....	Antwerp, Belg.	Vancouver, B.C.	Gen., wines.....	4,543
President Lincoln.	28	29	Amer..	Dollar Line.....	New York, N.Y.	Manila, P.I.	General.....	2,049
Harry Luckenbach.	27	28	Amer..	Luckenbach Line.....	Boston, Mass.	Seattle, Wash.	General.....	2,162
Athleaird ²	27	28	Brit..	United Molasses Co.	Albany, N.Y.	S. Luis Obispo, Cal.
Portland ²	27	28	Ger..	Hamburg-Amer. Line.	Hamburg, Ger.	Vancouver, B.C.	General.....	3,120
Motor Sailer.....	28	29	Amer..	U.S. Navy.....	Cristobal, C.Z.	Gatun, C.Z.	Ballast.....
Idesleigh.....	28	29	Brit..	Dale & Co.	Baltimore, Md.	Vancouver, B.C.	Ballast.....
Pennsylvania.....	29	29	Amer..	Panama-Pacific Line.	New York, N.Y.	S. Francisco, Cal.	General.....	1,611
Fernlane ²	28	29	Nor..	Fearnley & Eger.....	New Orleans, La.	Shanghai, China.	Cotton, gen.	5,378
Dallington Court.	28	29	Brit..	Haldin & Philipps, Ltd.	Sunderland, Eng.	Vancouver, B.C.	Ballast.....
City of Christchurch.	29	29	Brit..	Ellerman & Bucknall	Baltimore, Md.	Shanghai, China.	General.....	4,441
Curaca.....	28	29	Pan..	Argonaut Line.....	Newp't News, Va.	Moji, Japan.....	Scrap iron.....	7,281
Uffington Court.....	29	29	Brit..	Anglo-Can. S.S. Co.	Sunderland, Eng.	Puget Sd., Wash.	Ballast.....
Almo.....	29	30	Neth..	Royal Neth. S.S. Co.	Amsterdam, Neth.	Vancouver, B.C.	Ballast.....
Bradburn.....	29	30	Brit..	W. R. Smith & Sons.	Tampa, Fla.	Shanghai, China.	(¹)	7,300
Felix Taussig.....	29	30	Amer..	McCormick Line.....	Baltimore, Md.	Seattle, Wash.	General.....	2,690
San Blas.....	30	30	Pan..	United Fruit Co.	Mobile, Ala.	Pto. Arm'les, R.P.	Ballast.....
City of Delhart ²	29	30	Amer..	Roosevelt Line (S.B.) ..	Philadelphia, Pa.	Fremantle, Aus'lia	General.....	4,304
Taranger ²	29	30	Nor..	Interocean Line.....	Rotterdam, Neth.	Guayaquil, Ecuador	Psgs. only.....
Rossington Court.	30	30	Brit..	Canadian Transp. Co.	Tyne, England.....	Vancouver, B.C.	Ballast.....
Brilliant ²	30	30	Amer..	Stand. Vacuum Tr'sp.	Chester, Pa.	Los Angeles, Cal.	Ballast.....
Salvador.....	23	30	Brit..	Pacific Steam Nav. Co.	Cristobal, C.Z.	Champ'ico, Guat.	General.....	461
Selma City.....	30	31	Amer..	Isthmian Line.....	Newp't News, Va.	Shanghai, China.	General.....	6,140
Remuera.....	30	31	Brit..	N. Z. Shipping Co.	London, Eng.	Pt. Chalm's, N.Z.	General.....	1,850
Vardas ²	26	30	Nor..	Anglo-Saxon Pet. Co.	Curacao, D.W.I.	Los Angeles, Cal.	Ballast.....
Retriever.....	Amer..	U.S. Navy.....	Cristobal, C.Z.	Gatun, C.Z.	Ballast.....
Motor Sailer.....	Amer..	U.S. Navy.....	Cristobal, C.Z.	Gatun, C.Z.	Ballast.....

¹ Tanker. ² Motor ship. ³ Motor schooner. ⁴ Yacht. ⁵ Refined petroleum. ⁶ Steel plates, general. ⁷ Phosphate, cotton, general.

ATLANTIC TO PACIFIC—Continued

Ship	Date arrived	Date cleared	Nationality	Line (Charterer or operator)	Port		Cargo	
					From—	For—	Nature	Tons
Santa Rosa	30	31	Amer.	Panama Mail Line	New York, N.Y.	Seattle, Wash.	General	1,202
Mevania	30	31	Amer.	C. D. Mallory	New York, N.Y.	Martinez, Calif.	Ballast	
Montanan	31	31	Amer.	Amer.-Hawaiian Line	Boston, Mass.	Portland, Oreg.	General	1,532
Avance	21	31	Brit.	A. M. Stanton	Milford, Eng.	S. Pac. Islands	Ballast	
Thelma	10	31	Brit.	A. W. Roberts	London, Eng.	Balboa, C.Z.	Ballast	
Frumont	31	31	Brit.	R. Chapman & Son	Tyne, England	Vancouver, B.C.	Ballast	
Point Ancha	31	31	Amer.	Swayne & Hoyt	Beaumont, Tex.	Portland, Oreg.	(¹³)	1,810
Port Hunter	31	31	Brit.	Com'lth & Dom. Line	London, Eng.	Bluff, N.Z.	General	4,745
Athelcrown	31	31	Brit.	United Molasses Co.	Hull, England	Los Angeles, Cal.	Ballast	
Svealand	31	31	Swed.	Ore S.S. Corp.	Baltimore, Md.	Cruz Gr'de, Chile	Ballast	
Soyo Maru	31	31	Jap.	Kawasaki K. Kaisha	Tampa, Fla.	Kobe, Japan	Ballast	
Point Salinas	31	31	Amer.	Swayne & Hoyt	Houston, Tex.	Seattle, Wash.	General	5,905
Silverew	1	1	Brit.	Silver Line	New York, N.Y.	Singapore, St. Set.	General	4,617
Steel Age	1	1	Amer.	Isthmian S.S. Lines	Baltimore, Md.	Seattle, Wash.	Steel, gen.	5,016
Devon City	1	1	Brit.	Reardon Smith Line	Newcastle, Eng.	Vancouver, B.C.	Ballast	
Calif.	23	1	Ger.	North German Lloyd	Cristobal, C.Z.	Guayaquil, Ecuador	General	315
Adamello	1	1	Ital.	Satterio Co.	Bremen, Ger.	Arica, Chile	Ballast	
Allan Jackson	1	1	Amer.	Standard Ship. Co.	Baltimore, Md.	Los Angeles, Cal.	Ballast	
Santa Olivia	1	1	Amer.	Grace Line	New York, N.Y.	Talcahuano, Chile	General	3,079
Foylebank	2	2	Brit.	Andrew Weir & Co.	Manati, Cuba	Hongkong, China	Sugar	6,825
Nagara	2	2	Brit.	Royal Mail Lines	Liverpool, Eng.	N. West'er, B.C.	Ballast	
Romulus	2	2	Nor.	Wiel Arundsen	LaGuayra, Venez.	Los Angeles, Cal.	Ballast	
Canadian Cruiser	2	2	Brit.	Can. Nat. Steamships	Halifax, N.S.	Auckland, N.Z.	(¹⁴)	4,123
Reginolite	2	2	Brit.	Standard Ship. Co.	Caripito, Venez.	Tocopilla, Chile	Fuel oil	11,640
D. L. Harper	2	3	Danz.	W. Tankship Rhed'i	S'ampton, Eng.	Talara, Peru	Ballast	
Canadian Farmer	3	3	Brit.	Gr. Lakes Inter'l Line	Montreal, Can.	Vancouver, B.C.	General	2,304
Minnesota	3	3	Amer.	Amer.-Hawaiian Line	Boston, Mass.	Seattle, Wash.	General	1,598
Brian	1	3	Neth.	Royal Neth. S.S. Co.	Cristobal, C.Z.	Guayaquil, Ecuador	General	7
Ville de Strasbourg	3	3	Fr.	Messageries Maritimes	Marseilles, Fr.	New Caledonia	General	1,074
Nuevo Panama	2	3	Pan.	Elliot Ship. & Land Co.	Cristobal, C.Z.	Pto. Arm'les, R.P.	(¹⁵)	122
Heina	3	3	Nor.	J. L. Mowinckel Red.	New York, N.Y.	Vancouver, B.C.	Ballast	
Llangollen	3	4	Brit.	E. T. Radcliff & Co.	Cardiff, Eng.	Arica, Chile	Ballast	
Sambu	2	4	Pan.	Elliot Ship. & Land Co.	Cristobal, C.Z.	Balboa, C.Z.	Ballast	
Havfru	4	4	Nor.	Anglo-Saxon Pet. Co.	Rotterdam, Neth.	Los Angeles, Cal.	Ballast	
Lillian Luckenbach	4	4	Amer.	Luckenbach Line	Boston, Mass.	Tacoma, Wash.	General	2,377
Caduceus	4	4	Brit.	Nitrate Corporation	Barry, England	Arica, Chile	Ballast	
Sekiho Maru	3	4	Jap.	Dairen K. K. Kaisha	Newcastle, Eng.	Portland, Oreg.	Ballast	
Agira	4	5	Ger.	North German Lloyd	Hamburg, Ger.	Champ'ico, Guat.	General	867
Trimountain	4	5	Amer.	Home Fuel Oil Co.	New York, N.Y.	Los Angeles, Cal.	Ballast	
J. N. Pew	4	5	Amer.	Sinclair Oil Co.	Chester, Pa.	S. Luis Obispo, Cal.	Ballast	
Athelprince	5	5	Brit.	United Molasses Co.	London, Eng.	Los Angeles, Cal.	Ballast	
Danmark	5	5	Dan.	Standard Oil Co.	Rouen, France	Talara, Peru	Ballast	
San Anselmo	5	5	Amer.	Quaker S.S. Line	Albany, N.Y.	Seattle, Wash.	General	2,106
President Hayes	5	5	Amer.	Dollar Line	New York, N.Y.	S. Francisco, Cal.	General	3,610
Santa Elisa	5	6	Amer.	Panama Mail S.S. Co.	New York, N.Y.	S. Francisco, Cal.	General	1,370
Cathwood	5	6	Amer.	Union Oil Co.	Boston, Mass.	Los Angeles, Cal.	Ballast	
Santa Clara	4	6	Amer.	Grace Line	New York, N.Y.	Valparaiso, Chile	General	3,091
Newton Ash	5	5	Brit.	Tyne Side Line	Boston, Mass.	Portland, Oreg.	Ballast	
Tai Yang	5	6	Nor.	Barber Wilhelmsen	New York, N.Y.	Yokohama, Jap.	General	5,721
Solana	5	6	Amer.	Shell Oil Co.	New York, N.Y.	Los Angeles, Cal.	Ballast	
Bradfyne	6	6	Brit.	W. R. Smith & Sons	Boca Gr'de, Fla.	Shanghai, China	(¹⁶)	6,961
San Gil	6	6	Pan.	United Fruit Co.	Mobile, Ala.	Pto. Arm'les, R.P.	Ballast	
Alaskan	6	6	Amer.	Amer.-Hawaiian Line	Boston, Mass.	Portland, Oreg.	General	2,326
Rhexenor	6	6	Brit.	Alfred Holt & Co.	Boston, Mass.	Yokohama, Japan	General	5,770
Osiris	5	7	Ger.	Hamburg-Amer. Line	Hamburg, Ger.	Valparaiso, Chile	General	2,773
Pacific Trader	6	6	Brit.	Furness, Withy & Co.	Glasgow, Scot.	Vancouver, B.C.	General	568
Los Angeles	6	6	Ger.	Hamburg-Amer. Line	Hamburg, Ger.	Vancouver, B.C.	General	3,538
Manizales	5	6	Ger.	North German Lloyd	Cristobal, C.Z.	Balboa, C.Z.	Drydocking	
Jacob Luckenbach	6	6	Amer.	Luckenbach Line	Houston, Tex.	Tacoma, Wash.	General	5,338
Istmo	1	7	Pan.	Elliot Ship. & Land Co.	Cristobal, C.Z.	B'ventura, Col.	(¹⁷)	170
Gothic Star	6	7	Brit.	Blue Star Line	Newcastle, Eng.	N. West'er, B.C.	Ballast	
Orville Harden	7	7	Danz.	Baltic-Amer. Oil Co.	New York, N.Y.	Talara, Peru	Ballast	
Edwin Christenson	7	7	Amer.	McCormick S.S. Co.	Norfolk, Va.	Seattle, Wash.	General	1,592
Chattanooga City	7	7	Amer.	Isthmian S.S. Lines	Baltimore, Md.	Singapore, St. Set.	Steel, gen.	6,025
Camden	7	8	Amer.	Standard Ship. Co.	New York, N.Y.	Los Angeles, Cal.	Ballast	
Knut Hamsun	7	8	Nor.	Chilean Nit. Sales Co.	Rotterdam, Neth.	Tocopilla, Chile	Ballast	
Swaiby	7	8	Brit.	Nitrate Corporation	Tyne, England	Taltal, Chile	Ballast	
Beaconlight	7	8	Amer.	Standard Ship. Co.	Wilmington, N.C.	Los Angeles, Cal.	Ballast	
Gulfwax	7	8	Amer.	Gulf Refining Co.	New York, N.Y.	Los Angeles, Cal.	Ballast	
Yorkmar	8	8	Amer.	Calmar Line	Baltimore, Md.	Seattle, Wash.	Steel, gen.	8,097
Trebartha	8	8	Brit.	Hain Steamship Line	Cardiff, Eng.	Portland, Oreg.	Ballast	
Ashleigh	8	8	Brit.	Dale & Co.	Cardiff, Eng.	Vancouver, B.C.	Ballast	
Teal	8	8	Amer.	U.S. Navy	Cristobal, C.Z.	Balboa, C.Z.	Ballast	
Loghgoil	8	9	Brit.	Royal Mail Lines	Rotterdam, Neth.	Vancouver, B.C.	General	84

¹ Tanker. ² Motor ship. ³ Motor schooner. ⁴ Yacht. ⁵ Mine sweeper. ¹³ Lumber, paper, etc.
¹⁴ Paper, steel, general. ¹⁵ Gasoline, general. ¹⁶ Cotton, phosphate, etc.

ATLANTIC TO PACIFIC—Continued

Ship	Date arrived	Date cleared	Nationality	Line (Charterer or operator)	Port		Cargo	
					From—	For—	Nature	Tons
Willzipo.....	9	9	Amer.	Williams S.S. Line...	Baltimore, Md...	Seattle, Wash...	General.....	2,400
Ruabine.....	9	9	Brit.	N. Z. Shipping Co.	Liverpool, Eng.	Pt. Chalm'rs, N.Z.	General.....	5,175
Nansenville.....	9	9	Nor.	Fred Olsen Line	Hull, England	Vancouver, B.C.	General.....	2,654
Amsterdam.....	9	9	Neth.	Anglo-Can. Ship. Co.	Amsterdam, Neth	Vancouver, B.C.	Ballast.....	
Waziristan.....	9	9	Brit.	Common Brothers	Shields, England	Vancouver, B.C.	Ballast.....	
Barrowbin.....	9	9	Brit.	Canadian Transp. Co.	Tyne, England	Vancouver, B.C.	Ballast.....	
Cerigo.....	31	9	Ger.	Hamburg-Amer. Line.	Cristobal, C.Z.	Guayaquil, Ecuador	General.....	406
Oregon Express ²	9	9	Nor.	Fruit Express Line	Hamburg, Ger.	Los Angeles, Cal.	Ballast.....	
Santa Maria ²	8	9	Amer.	Union Oil Co.	Cristobal, C.Z.	Los Angeles, Cal.	Ballast.....	
Charles G. Black ²	9	10	Amer.	Standard Ship. Co.	New York, N.Y.	Los Angeles, Cal.	Ballast.....	
Democracy.....	9	10	Amer.	Nelson Line	New York, N.Y.	Seattle, Wash.	General.....	4,230
Dalworth.....	9	10	Brit.	R. S. Dalglish, Ltd.	Galveston, Tex.	Kobe, Japan	Cotton.....	4,738
Corrientes.....	9	10	Brit.	Donaldson Line	Glasgow, Scot.	Vancouver, B.C.	General.....	669
Silveray ²	9	10	Brit.	Kerr S.S. Line	Beaumont, Tex.	Shanghai, China	General.....	5,791
Kifuku Maru.....	9	10	Jap.	Kokusai Kisen Kaisha	New York, N.Y.	Yokohama, Jap.	General.....	7,063
Belfast Maru.....	9	10	Jap.	Kawasaki K. Kaisha	Philadelphia, Pa.	Kobe, Japan	Gen., cotton.	3,618
Frieda.....	10	10	Amer.	Union Sulphur Co.	Freeport, Tex.	Tacoma, Wash.	Sulphur.....	5,064
Paul H. Harwood ²	10	10	Amer.	Standard Ship. Co.	Savannah, Ga.	Los Angeles, Cal.	Ballast.....	
Vancolite ²	10	10	Brit.	Imperial Oil Co.	New York, N.Y.	Talara, Peru	Ballast.....	
Nalon.....	10	10	Brit.	Royal Mail Lines	Liverpool, Eng.	Seattle, Wash.	Ballast.....	
Fresno Star.....	10	10	Brit.	Blue Star Line	Newcastle, Eng.	Seattle, Wash.	Ballast.....	
Noolja ²	11	11	Swed.	Grangesborg-Oxelosund	Philadelphia, Pa.	Kobe, Japan	Scrap steel	9,094
Real ²	9	10	Pan.	Elliot Ship. & Land Co.	Cristobal, C.Z.	Pto. Arm'les, R.P.	General.....	50
Sambu ²	9	10	Pan.	Elliot Ship. & Land Co.	Cristobal, C.Z.	Pto. Arm'les, R.P.	General.....	16
El Sonar ²	9	11	Pan.	A. A. Valdes	Cristobal, C.Z.	Balboa, C.Z.	Ballast.....	
Minerva.....	10	11	Nor.	H. M. Wrangell & Co.	London, Eng.	Los Angeles, Cal.	Ballast.....	
President Taft.....	11	12	Amer.	Dollar Line	New York, N.Y.	S. Francisco, Cal.	General.....	2,492
Newton Elm.....	10	11	Brit.	Tyneside Line, Ltd.	Tyne, England	Vancouver, B.C.	General.....	
Dorothy Cabill.....	10	11	Amer.	Arrow Line	Baltimore, Md.	S. Francisco, Cal.	General.....	1,535
Amerikaland ²	11	11	Swed.	Ore S.S. Corp.	New York, N.Y.	Cruz Gr'de, Chile	Ballast.....	
Horace Luckenbach.....	11	11	Amer.	Luckenbach Line	Boston, Mass.	Seattle, Wash.	General.....	2,320
Nordhavet ²	11	11	Dan.	Anglo-Can. Ship. Co.	Manchester, Eng.	Vancouver, B.C.	Ballast.....	
Europa ²	11	11	Dan.	East Asiatic Co.	Copenhagen, Den	Vancouver, B.C.	General.....	269
Kwanto Maru ²	11	11	Jap.	Osaka Shosen Kaisha	Philadelphia, Pa.	Kobe, Japan	Cotton, gen.	8,381
Orbita.....	11	12	Brit.	Pacific Steam Nav. Co.	Liverpool, Eng.	Valparaiso, Chile	General.....	2,332
California.....	12	12	Amer.	Panama-Pacific Line	New York, N.Y.	S. Francisco, Cal.	General.....	1,741
Oregon ²	11	12	Fr.	French Line	Antwerp, Belg.	Vancouver, B.C.	General.....	923
Hakonesan Maru ²	12	12	Jap.	Mitsui & Co.	New York, N.Y.	Yokohama, Jap.	General.....	7,761
Atbelknight ²	12	12	Brit.	Standard Oil Co.	Rotterdam, Neth.	S. Luis Obispo, Cal.	Ballast.....	
Witell.....	12	12	Ger.	North German Lloyd	Bremen, Ger.	Vancouver, B.C.	Ballast.....	
Celtic Star.....	12	12	Brit.	Blue Star Line	N. Shields, Eng.	Vancouver, B.C.	Ballast.....	
Birkenfels.....	12	12	Ger.	Anglo-Can. Ship. Co.	Newp't News, Va.	Vancouver, B.C.	Ballast.....	
Nordpol ²	12	12	Dan.	W. L. Comyn & Co.	(¹³)	S. Francisco, Cal.	Sugar	4,000
J-26 ²			Amer.	U.S. Army	Cristobal, C.Z.	Gatun, C.Z.	Ballast.....	
Acajutla.....	7	13	Brit.	Pacific Steam Nav. Co.	Cristobal, C.Z.	Champico, Guat.	General.....	400
San Blas.....	13	13	Pan.	United Fruit Co.	Mobile, Ala.	Pto. Arm'les, R.P.	Ballast.....	
Joseph Seep ²	12	13	Amer.	Standard Ship. Co.	New York, N.Y.	Los Angeles, Cal.	Ballast.....	
Heranger ²	12	13	Nor.	Interocean S.S. Corp.	Rotterdam, Neth.	Vancouver, B.C.	Pass'grs only	
Mauna Ala.....	12	13	Amer.	Isthmian S.S. Lines	Baltimore, Md.	Tacoma, Wash.	Steel prod.	1,708
Point Brava.....	13	13	Amer.	Swayne & Hoyt	Houston, Tex.	Seattle, Wash.	(¹²)	3,812
Comet ²	13	13	Amer.	Stand. Vacuum Tr'p.	Providence, R.I.	Los Angeles, Cal.	Ballast.....	
Gingalese Prince ²	13	13	Brit.	Prince Line, Ltd.	New York, N.Y.	Shanghai, China	General.....	539
Colorado Spring.....	13	13	Amer.	Lykes Bros. Ripley Co.	Mobile, Ala.	Cebu, P.I.	Cotton, gen.	7,052
Evanger.....	13	14	Nor.	Chile. Nit. Sales Corp.	Newp't News, Va.	Chile	Ballast.....	
Santa Elena.....	13	14	Amer.	Panama Mail S.S. Co.	Philadelphia, Pa.	Seattle, Wash.	Gen. coffee.	1,675
Axel Johnson ²	13	14	Swed.	Johnson Line	Stockholm, Swed	Vancouver, B.C.	(¹⁴)	1,742
J. A. Mowinkel ²	13	14	Danz.	W. Tankeschiff Rhed'i.	New York, N.Y.	Talara, Peru	Ballast.....	
Mexican.....	13	14	Amer.	Amer.-Hawaiian Line	Boston, Mass.	Portland, Oreg.	General.....	2,119
Amstelland.....	14	14	Neth.	W. L. Comyn & Sons	Amsterdam, Neth	Vancouver, B.C.	Ballast.....	
Istmo.....	13	15	Pan.	Elliot Ship. & Land Co.	Cristobal, C.Z.	B'ventura, Col.	General.....	150
Taybank ²	15	15	Brit.	Bank Line	Boston, Mass.	Shanghai, China	General.....	3,300
S-10 ²			Amer.	U.S. Navy	Cristobal, C.Z.	Balboa, C.Z.	Ballast.....	
S-12 ²			Amer.	U.S. Navy	Cristobal, C.Z.	Balboa, C.Z.	Ballast.....	
S-13 ²			Amer.	U.S. Navy	Cristobal, C.Z.	Balboa, C.Z.	Ballast.....	
S-14 ²			Amer.	U.S. Navy	Cristobal, C.Z.	Balboa, C.Z.	Ballast.....	
S-15 ²			Amer.	U.S. Navy	Cristobal, C.Z.	Balboa, C.Z.	Ballast.....	
S-16 ²			Amer.	U.S. Navy	Cristobal, C.Z.	Balboa, C.Z.	Ballast.....	
S-17 ²			Amer.	U.S. Navy	Cristobal, C.Z.	Balboa, C.Z.	Ballast.....	
S-43 ²			Amer.	U.S. Navy	Cristobal, C.Z.	Balboa, C.Z.	Ballast.....	
Mallard ²			Amer.	U.S. Navy	Cristobal, C.Z.	Balboa, C.Z.	Ballast.....	
Houseboat.....			Amer.	U.S. Navy	Cristobal, C.Z.	Balboa, C.Z.	Ballast.....	
No. 4 ²			Amer.	U.S. Navy	Cristobal, C.Z.	Balboa, C.Z.	Ballast.....	
No. 5 ²			Amer.	U.S. Navy	Cristobal, C.Z.	Balboa, C.Z.	Ballast.....	
No. 7 ²			Amer.	U.S. Navy	Cristobal, C.Z.	Balboa, C.Z.	Ballast.....	
No. 8 ²			Amer.	U.S. Navy	Cristobal, C.Z.	Balboa, C.Z.	Ballast.....	
Vega.....	13	15	Amer.	U.S. Navy	Norfolk, Va.	Puget Sd., Wash.	General.....	1,700
Lapwing ²			Amer.	U.S. Navy	Cristobal, C.Z.	Balboa, C.Z.	Ballast.....	

¹ Tanker. ² Motor ship. ³ Motor schooner. ⁴ Launch. ⁵ Submarine. ⁶ Mine sweeper.⁷ Steel, corn, general. ⁸ Paper, coffee, general. ⁹ La Romana, Santo Domingo.

ATLANTIC TO PACIFIC—Continued

Ship	Date arrived	Date cleared	Nationality	Line (Charterer or operator)	Port		Cargo	
					From—	For—	Nature	Tons
Gen. Wm. M. Graham. ^{1,2}	Amer.	U.S. Army	Cristobal, C.Z.	Balboa, C.Z.	Ballast	...
Hollywood	15	15	Amer.	McCormick S.S. Co.	Buenos Aires, Arg.	Los Angeles, Cal.	General	4,936
Deroche	15	15	Amer.	Union Oil Co.	Tiverton, R.I.	Los Angeles, Cal.	Ballast	...
Santa Inez	14	15	Amer.	Grace Line	New York, N.Y.	Talcahuano, Chile	General	2,267
Manizales	14	15	Ger.	North German Lloyd	Cristobal, C.Z.	Guayaquil, Ecuador	General	320
Libertador	14	...	Pan.	N. Pinal	Cristobal, C.Z.	Balboa, C.Z.	Ballast	...
Dean Emery	15	15	Amer.	Standard Ship. Co.	Baltimore, Md.	Los Angeles, Cal.	Ballast	...
Launch	Amer.	U.S. Navy	Cristobal, C.Z.	Balboa, C.Z.	Ballast	...
Launch	Amer.	U.S. Navy	Cristobal, C.Z.	Balboa, C.Z.	Ballast	...

PACIFIC TO ATLANTIC

Pukkastan	16	16	Brit.	Anglo-Canadian Co.	Vancouver, B.C.	Avonmouth, Eng.	General	10,311
Steel Ranger	16	16	Amer.	Isthmian S.S. Lines	N. West'r, B.C.	Avonmouth, Eng.	General	7,950
Poseidon	16	17	Ger.	Hamburg-Amer. Line	Valparaiso, Chile	Hamburg, Ger.	General	9,214
Leise Maersk	16	17	Dan.	Isbrandtsen Moller	Païta, Peru	London, Eng.	Guano	4,650
Vardaas	16	17	Nor.	Anglo-Saxon Pet. Co.	S. Francisco, Cal.	Curacao, D.W.I.	Stove oil	11,013
Cathwood	16	17	Amer.	Union Oil Co., Calif.	Los Angeles, Cal.	Boston, Mass.	Gasoline	8,600
Arizonan	17	17	Amer.	Amer.-Hawaiian Line	Portland, Oreg.	Boston, Mass.	General	4,643
Durazon	17	24	Ger.	Hamburg-Amer. Line	Guayaquil, Ecuador	Cristobal, C.Z.	(^{1,2})	253
Flomar	17	17	Amer.	Calmar S.S. Corp.	Seattle, Wash.	New York, N.Y.	General	2,663
Moordrecht	17	17	Neth.	Van Ommeren, Ltd.	S. Francisco, Cal.	Aruba, D.W.I.	Benzine	9,595
Nordhval	17	17	Dan.	Comyn & Sons	Willapa Harbor	Rotterdam, Neth.	Lumber	6,350
Abraham Lincoln	17	17	Nor.	Fred Olsen Line	Vancouver, B.C.	Oslo, Norway	General	7,293
E. T. Bedford	17	18	Amer.	Standard Ship. Co.	Los Angeles, Cal.	Boston, Mass.	Fuel oil	15,000
Filleigh	17	18	Brit.	Dale & Co.	Albany, B.C.	London, Eng.	Grain, lum'r.	8,170
Ninna	17	18	Dan.	Anglo-Canadian Co.	N. West'r, B.C.	Hook of Holland	Fruits	523
Damsterdijk	18	18	Neth.	Holland-Amer. Line	Vancouver, B.C.	Rotterdam, Neth.	General	10,321
Losada	18	18	Brit.	Pacific Steam Nav. Co.	Valparaiso, Chile	Hull, Eng.	General	8,457
Santa Elena	18	19	Amer.	Grace Line	Seattle, Wash.	Philadelphia, Pa.	Coffee, gen.	4,125
Peter Hurl	19	19	Danz.	W. Tankerschiff Rhed'.	Talara, Peru	Le Havre, France	Crude oil	16,414
C. A. Canfield	18	19	Amer.	Pan Amer. For'n Corp.	Los Angeles, Cal.	Tiverton, R.I.	Furnace oil	8,755
Robin Goodfellow	18	19	Amer.	Luckenbach Line	Portland, Oreg.	Mobile, Ala.	Sugar, gen.	4,649
Gulfwax	18	19	Amer.	Gulf Refining Co.	Los Angeles, Cal.	New York, N.Y.	Fuel oil	13,581
Taijin Maru	18	19	Jap.	Ocean Transp. Co.	Konan, Korea	Savannah, Ga.	(^{1,2})	6,349
Hindanger	18	19	Nor.	Interocean Line	Vancouver, B.C.	Havre, France	Wheat, gen.	6,842
San Blas	19	19	Pan.	United Fruit Co.	Pto. Arm'les, R.P.	Mobile, Ala.	Bananas	1,330
Dorothy Luckenbach	19	19	Amer.	Luckenbach Line	Seattle, Wash.	Boston, Mass.	Lumber, gen.	7,650
J. M. Danziger	18	20	Amer.	Standard Ship. Co.	El Segundo, Cal.	Jacksonville, Fla.	Fuel oil	10,800
Canadolite	18	20	Brit.	Imperial Oil Co.	Lobitos, Peru	Halifax, Canada	Crude oil	15,408
Boskoop	19	21	Neth.	Royal Neth. S.S. Co.	Valparaiso, Chile	Hamburg, Ger.	General	8,092
Anthia	20	20	Amer.	Shepard Line	Seattle, Wash.	Philadelphia, Pa.	General	6,856
Sambu	20	21	Pan.	Elliot Ship. & Land Co.	Darien, R.P.	Cristobal, C.Z.	Bananas	23
Missourian	20	20	Amer.	Amer.-Hawaiian Line	Seattle, Wash.	Boston, Mass.	Lumber, gen.	7,621
Baru	20	21	Pan.	Elliot Ship. & Land Co.	Darien, R.P.	Cristobal, C.Z.	Bananas	83
El Sonar	20	21	Pan.	National Nav. Co.	Bayano, R.P.	Cristobal, C.Z.	Bananas	24
Amerikaland	20	21	Swed.	Ore S.S. Corp.	Cruz Gr'de, Chile	New York, N.Y.	Iron ore	22,000
Tuscan Star	20	21	Brit.	Blue Star Line	Auckland, N.Z.	London, Eng.	Frozen, gen.	6,821
Cape of Good Hope	20	21	Brit.	Chilean Nitrate Co.	Tocopilla, Chile	Azores	Nitrate	7,703
Port Huon	20	21	Brit.	Com'lth & Dom. Line	Auckland, N.Z.	London, Eng.	Frozen, gen.	6,950
Orla II	20	21	Nor.	Mitsui Bussan Kaisha	Dairen, China	Hamburg, Ger.	Soy beans	5,070
S-157	Amer.	U.S. Navy	Balboa, C.Z.	Cristobal, C.Z.
S-17	Amer.	U.S. Navy	Balboa, C.Z.	Cristobal, C.Z.
E. J. Bullock	20	21	Amer.	Standard Ship. Co.	El Segundo, Cal.	Jacksonville, Fla.	Fuel oil	10,218
Washington	21	22	Fr.	French Line	Portland, Oreg.	Rotterdam, Neth.	General	8,120
Cities Service Empire	21	21	Amer.	The Texas Co.	Los Angeles, Cal.	Pt. Arthur, Tex.	Crude oil	12,003
San Rafael	21	21	Amer.	States S.S. Co.	Portland, Oreg.	Philadelphia, Pa.	Lumber, gen.	5,151
S-127	Amer.	U.S. Navy	Balboa, C.Z.	Cristobal, C.Z.
S-137	Amer.	U.S. Navy	Balboa, C.Z.	Cristobal, C.Z.
S-167	Amer.	U.S. Navy	Balboa, C.Z.	Cristobal, C.Z.
Santa Clara	21	22	Amer.	Grace Line	San Antonio, Chile	New York, N.Y.	General	5,374
Brighton	21	21	Brit.	Dale & Co.	Vancouver, B.C.	Avonmouth, Eng.	Wheat, gen.	8,240
Kurama Maru	21	22	Jap.	Kokusai Kisen Kaisha	Manila, P.I.	Boston, Mass.	General	7,004
Reina del Pacifico	22	22	Brit.	Pacific Steam Nav. Co.	Lota, Chile	Liverpool, Eng.	General	6,427
Mobile City	22	22	Amer.	Isthmian S.S. Lines	Seattle, Wash.	Baltimore, Md.	General	8,769
Kinai Maru	22	22	Jap.	Osaka Shosen Kaisha	Manila, P.I.	Baltimore, Md.	General	3,928
No. 223	Amer.	U.S. Navy	Balboa, C.Z.	Cristobal, C.Z.	(^{1,2})	...
No. 353	Amer.	U.S. Navy	Balboa, C.Z.	Cristobal, C.Z.	(^{1,2})	...
Mallard, No. 44	Amer.	U.S. Navy	Balboa, C.Z.	Cristobal, C.Z.	(^{1,2})	...
Chester Sun	22	22	Amer.	Sun Oil Co.	Los Angeles, Cal.	Chester, Pa.	Gasoline	13,246

¹ Tanker. ² Motor ship. ³ Motor schooner. ⁴ Tug. ⁵ Launch. ⁷ Submarine. ¹¹ Mine planter. ¹³ Sub-chaser. ¹⁴ For orders. ¹⁵ Coffee, cocoa, general. ¹⁶ Sulphate ammonia, etc. ¹⁷ Towed by Mallard. ¹⁸ Towing sub-chasers.

PACIFIC TO ATLANTIC—Continued

Ship	Date arrived	Date cleared	Nationality	Line (Charterer or operator)	Port		Cargo	
					From—	For—	Nature	Tons
S-48 ¹			Amer.	U.S. Navy	Balboa, C.Z.	Cristobal, C.Z.		
Istmo ²	22	24	Pan.	Elliot Ship. & Land Co.	B'ventura, Col.	Cristobal, C.Z.	Coffee, gen.	498
Chateau Thierry ³	21	23	Amer.	U.S. Army	Honolulu, T.H.	New York, N.Y.	Supplies	344
Ashby	22	22	Brit.	Dale & Co.	Vancouver, B.C.	Hull, England	Wheat, oats	7,970
Prince Rupert City	22	23	Brit.	Reardon Smith Line	Vancouver, B.C.	London, Eng.	General	7,900
Salvador	23		Brit.	Pacific Steam Nav. Co.	Champ'co, Guat.	Cristobal, C.Z.	General	245
Hegira	23	23	Amer.	Pac. Coast Direct Line	Portland, Oreg.	Baltimore, Md.	Lumber, gen.	9,000
Cal	23		Ger.	North German Lloyd	Guayaquil, Ecuador	Cristobal, C.Z.	General	1,028
Moldanger ²	23	24	Nor.	Interocean Line	Vancouver, B.C.	Rotterdam, Neth.	General	8,280
President Taft	24	24	Amer.	Dollar Line	Hongkong, China	New York, N.Y.	General	4,751
Oregonian	24	24	Amer.	Amer.-Hawaiian Line	Portland, Oreg.	Boston, Mass.	General	4,513
Este	24	24	Ger.	North German Lloyd	Vancouver, B.C.	Hamburg, Ger.	General	9,253
Marie Maersk ²	24	25	Dan.	A. P. Moller	Talara, Peru	Pt. de Bouc, Fr.	Crude oil	13,252
Annie Johnson ²	24	25	Swed.	Johnson Line	Vancouver, B.C.	Stockholm, Swed.	General	6,114
Franklin K. Lane	24	25	Amer.	Standard Ship. Co.	Los Angeles, Cal.	Boston, Mass.	Fuel oil	10,523
Canadian Constructor	24	25	Brit.	Can. Nat. Steamships	Auckland, N.Z.	Halifax, N.S.	General	730
Tilington Court	25	25	Brit.	Haldin & Philipps	Albani, B.C.	Hull, England	General	10,146
Tejon ¹	24	25	Amer.	Gen. Petroleum Corp.	S. Francisco, Cal.	New York, N.Y.	Gas oil	10,333
J. L. Luckenbach	25	25	Amer.	Luckenbach Line	Seattle, Wash.	Boston, Mass.	General	5,004
Deroche ¹	25	25	Amer.	Union Oil Co.	Los Angeles, Cal.	Tiverton, R.I.	Furnace oil	10,500
Sidney M. Hauptman	25	25	Amer.	McCormick S.S. Co.	Seattle, Wash.	Baltimore, Md.	Lum'r, gen.	7,546
Lubrico ¹	25	25	Amer.	J. B. Barry Sons Co.	S. Francisco, Cal.	Tiverton, R.I.	Kerosene	9,840
Royal Star	25	26	Brit.	Blue Star Line	Victoria, B.C.	London, Eng.	Frozen, fruit	5,065
Alik ¹	25	25	Greek	N. A. Livanos	Pto. Chic'a, Peru	Marseilles, France	Sugar	7,400
El Libertador ²	25	26	Pan.	A. Valdes	Darien, R.P.	Cristobal, C.Z.	Bananas	7,32
Brand ¹	25	27	Nor.	A. S. Borgestad	Dairen, China	Hamburg, Ger.	Soy beans	8,351
California	25	26	Amer.	Panama-Pacific Line	S. Francisco, Cal.	New York, N.Y.	General	4,717
Hardingham	25	26	Brit.	Chilean Nitrate Corp.	Taltal, Chile	Azores ^{1,2}	Nitrate	8,630
Ambassador	25	26	Brit.	Hall Bros. S.S. Co.	Ant'fagasta, Chile	Azores ^{1,2}	Nitrate	7,920
Tomislav	25	26	Y-Slav	Nitrate Corp. of Chile	Ant'fagasta, Chile	Azores ^{1,2}	Nitrate	8,200
Real ²	26	27	Pan.	Elliot Ship. & Land Co.	Darien, R.P.	Cristobal, C.Z.	Bananas	42
Sambu ³	26	27	Pan.	Elliot Ship. & Land Co.	Darien, R.P.	Cristobal, C.Z.	Bananas	25
San Gil	26	26	Pan.	United Fruit Co.	Pto. Arm'les, R.P.	Mobile, Ala.	Bananas	880
Willmott ²	26	26	Amer.	Williams S.S. Co.	Seattle, Wash.	New York, N.Y.	Lum'r, gen.	7,500
Pacific Ranger ²	26	26	Brit.	Furness, Withy & Co.	Victoria, B.C.	Manchester, Eng.	Fruit, gen.	8,477
Ethan Allen	26	26	Amer.	Lykes Bros., Ripley Co.	Manila, P.I.	New Orleans, La.	(^{1,2})	10,233
Santa Inez ²	25	27	Amer.	Grace Line	Talcahuano, Chile	New York, N.Y.	General	3,334
Mercury Sun ²	26	27	Amer.	Shell Oil Co.	Wilmington, Cal.	Sewaren, N.J.	(^{1,2})	13,650
Tigre ²	27	27	Nor.	Comyn & Son	N. West'er, B.C.	Antwerp, Belg.	General	7,186
Tai Shan ²	26	27	Pan.	Barber Lines	Manila, P.I.	New York, N.Y.	General	6,008
Kansan	27	27	Amer.	Amer.-Hawaiian Line	Seattle, Wash.	Boston, Mass.	General	5,871
Northern Sun ²	27	27	Amer.	Sun Oil Co.	Los Angeles, Cal.	Baltimore, Md.	(^{1,2})	13,000
Point Chico	27	27	Amer.	Swayne & Hoyt	Portland, Oreg.	Tampa, Fla.	(^{1,2})	6,003
Franz Klaser ²	27	27	Danz.	W. Tankschiff Rhed'.	Talara, Peru	Rotterdam, Neth.	(^{1,2})	16,555
Naples Maru	27	28	Jap.	Kokusai K. Kaisha	Ilolo, P.I.	E. coast U.S.A. ^{1,2}	Sugar	7,438
Point Lobos	27	28	Amer.	Gulf Pac. Mail Line	Everett, Wash.	Mobile, Ala.	Lum'r, gen.	3,632
Hanau	27	28	Ger.	Hamburg-Amer. Line	Magallanes, Chile	Hamburg, Ger.	General	8,783
Victrolite ²	27	28	Brit.	Imperial Oil Co., Ltd.	Callao, Peru	Halifax, N.S.	Crude oil	15,924
Parthenia	28	28	Brit.	Donaldson Line, Ltd.	Vancouver, B.C.	Glasgow, Scot.	General	5,990
Henry S. Grove	28	28	Amer.	Argonaut S.S. Co.	Port Alice, B.C.	Baltimore, Md.	Lum'r, gen.	8,247
Venice Maru	28	28	Jap.	Kawasaki K. Kaisha	Yokohama, Jap.	New Orleans, La.	General	4,515
Cities Service Toledo	28	28	Amer.	Warner Quinlan Co.	S. Francisco, Cal.	New York, N.Y.	Furnace oil	12,323
Cumberland	28	29	Brit.	Federal Steam Nav. Co.	Pt. Chalmers, N.Z.	Glasgow, Scot.	General	8,741
American Oriole	28	28	Amer.	Puget Sd. Assn. Mills	Olympia, Wash.	Philadelphia, Pa.	Lumber	7,450
Cressington Court	28	29	Brit.	Anglo-Can. S.S. Co.	Vancouver, B.C.	London, Eng.	Lum'r, grain	8,700
Beljeanne ²	28	29	Nor.	Anglo-Can. Ship. Co.	Pt. Albani, B.C.	Liverpool, Eng.	Lum'r, wheat	9,800
Witram	29	29	Ger.	Hamburg-Amer. Line	Vancouver, B.C.	Leith, Scotland	Grain, gen.	7,564
Aleksandar I	29	29	Y-Slav	Chilean Nitrate Co.	Iquique, Chile	Azores ^{1,2}	Nitrate	9,220
Dalveen	29	29	Brit.	Chilean Nitrate Co.	Tocopilla, Chile	Azores ^{1,2}	Nitrate	7,712
Santa Teresa	29	30	Amer.	Grace Line	S. Francisco, Cal.	Philadelphia, Pa.	Coffee, gen.	1,966
Tivy	30	30	Nor.	Inter. Freightng Corp	Ant'fagasta, Chile	E. coast U.S.A.	Nitrate	7,050
Ansgr	30	30	Ger.	North German Lloyd	Corral, Chile	Bremen, Ger.	General	8,371
Java Arrow ¹	30	30	Amer.	Stand. Vacuum Tr'p.	S. Francisco, Cal.	New York, N.Y.	Gas oil	12,863
F. J. Luckenbach	30	30	Amer.	Luckenbach Line	Seattle, Wash.	Boston, Mass.	General	2,806
West Ira	30	30	Amer.	McCormick S.S. Co.	Vancouver, B.C.	Buenos Aires, Arg.	Lumber, gen.	3,196
Storstad	28	30	Nor.	Stand. Vacuum Tr'p.	Los Angeles, Cal.	Istanbul, Turkey	Gas oil	12,429
Chilore	31	31	Amer.	Cre S.S. Corp.	Cruz Gr'de, Chile	Baltimore, Md.	Iron ore	21,600
Bralanta ¹	31	31	Nor.	Anglo-Saxon Pet. Co.	Los Angeles, Cal.	Lands End, Eng. ^{1,2}	Gasoline	9,901
Llanarth	30	31	Brit.	Chilean Nitrate Co.	Iquique, Chile	Azores ^{1,2}	Nitrate	8,310
Cerigo	31	9	Ger.	Hamburg-Amer. Line	Guayaquil, Ecuador	Cristobal, C.Z.	General	1,021
Yahiko Maru ²	31	31	Jap.	Mitsui & Co.	Miike, Japan	Charleston, S.C.	Silk, gen.	7,278
Canadian Challenger	31	3	Brit.	Can. Nat. Steamships	Sydney, Aus'lia	Halifax, N.S.	General	1,151
Tsuyama Maru	31	31	Jap.	Nippon Yusen Kaisha	Ilolo, P.I.	Baltimore, Md.	Sugar, gen.	7,498

¹ Tanker. ² Motor ship. ³ Launch. ⁴ Submarine. ⁵ Transport. ⁶ For orders. ⁷ Sugar, copra, general. ⁸ Gasoline, kerosene. ⁹ Lumber, sugar, general. ¹⁰ Gasoline, gas oil.

PACIFIC TO ATLANTIC—Continued

Ship	Date arrived	Date cleared	Nationality	Line (Charterer or operator)	Port		Cargo	
					From—	For—	Nature	Tons
Akaroa	31	1	Brit.	Shaw, Savill & Albion	Wellington, N.Z.	London, Eng.	Frozen, gen.	8,330
Nevadan	31	31	Amer.	Amer.-Hawaiian Line.	Portland, Oreg.	Boston, Mass.	General.	5,520
Antietam	31	1	Amer.	Shell Oil Co.	Los Angeles, Cal.	Fall River, Mass.	Naphtha	9,325
Clam	31	1	Brit.	Anglo-Saxon Pet. Co.	Los Angeles, Cal.	Curacao, D.W.I.	Stove oil	9,738
Trelissick	31	1	Brit.	Hain S.S. Co.	Tocopilla, Chile.	Azores	Nitrate	7,700
Brion	1	3	Neth.	Royal Neth. S.S. Co.	Guayaquil, Ecuador	Cristobal, C.Z.	General.	488
Barbara Cates.	1	1	Amer.	Sudden & Christenson	Seattle, Wash.	Baltimore, Md.	Lumber, gen.	6,186
Istmo	1	7	Pan.	Elliot Ship. & Land Co.	B'ventura, Cal.	Cristobal, C.Z.	Coffee	416
W. S. Miller	1	1	Amer.	Shell Oil Co.	Los Angeles, Cal.	Fall River, Mass.	Kerosene	10,197
Vinemoor	31	1	Brit.	W. Runciman & Co.	Dairen, China	Cobh, Ireland	Soy beans.	7,676
Santa Lucia	1	2	Amer.	Grace Line	Seattle, Wash.	Philadelphia, Pa.	General.	3,158
Anna Maersk	1	2	Dan.	Isbrandtsen Moller Co.	Manila, P.I.	New York, N.Y.	Sugar, gen.	7,159
San Blas	2	2	Pan.	United Fruit Co.	Pto. Arm'les, R.P.	Mobile, Ala.	Bananas	1,000
Richmond	2	2	Amer.	U.S. Navy	Balboa, C.Z.	Habana, Cuba		
Neuvo Panama	2	3	Pan.	Elliot Ship. & Land Co.	Darien, R.P.	Cristobal, C.Z.	Bananas	117
Sambu	2	3	Pan.	Elliot Ship. & Land Co.	Darien, R.P.	Cristobal, C.Z.	Bananas	23
Oakland	2	3	Ger.	Hamburg-Amer. Line.	Vancouver, B.C.	Hamburg, Ger.	General.	7,255
Fernbrook	2	3	Nor.	Fern Line	Bayang, P.I.	E. coast U.S.A.	Sugar	8,000
Belgium Maru	2	2	Jap.	Kokusai Kisen Kaisha	Mambaguid, P.I.	New York, N.Y.	Sugar	7,554
Fresno City	2	3	Brit.	East Asiatic Co.	Dairen, China	Cobh, Ireland	Soy beans.	8,200
Santa Maria	2	3	Amer.	Grace Line	Valparaiso, Chile.	New York, N.Y.	General.	3,526
Lochkatrine	3	3	Brit.	Royal Mail Lines	Vancouver, B.C.	Rotterdam, Neth.	Frozen, gen.	8,814
Columbian	3	3	Amer.	Amer.-Hawaiian Line.	Seattle, Wash.	Boston, Mass.	General.	6,800
John Worthington	3	4	Amer.	Standard Ship. Co.	Los Angeles, Cal.	Portland, Oreg.	Fuel oil	11,700
Utacarbon	3	3	Amer.	Union Oil Co.	Los Angeles, Cal.	Boston, Mass.	Gasoline	9,250
Cellini	3	4	Ital.	Nav. Libera-Triestina	Vancouver, B.C.	Venice, Italy	General.	8,850
France Maru	3	4	Jap.	Kokusai Kisen Kaisha	Hilo, P.I.	E. coast U.S.A.	Sugar	6,995
Steel Trader	3	4	Amer.	Isthmian S.S. Lines	Seattle, Wash.	Baltimore, Md.	General.	8,025
Dora	4	4	Amer.	U.S. Tankship Corp.	Honolulu, T.H.	Mobile, Ala.	Molasses	7,595
Ramillies	4	4	Brit.	Canadian Transp. Co.	Vancouver, B.C.	Gurston, Eng.	Timber, grain	7,800
Walter A. Luckenbach	4	4	Amer.	Luckenbach Line.	Seattle, Wash.	Boston, Mass.	Lumber, gen.	4,705
Tooca	4	4	Nor.	Knut Knutsen	Corral, Chile	Copenhagen, Den	General.	7,245
Florence Luckenbach	4	5	Amer.	Luckenbach Gulf Co.	Seattle, Wash.	Mobile, Ala.	General.	4,439
West Notus	4	5	Amer.	McCormick S.S. Co.	Los Angeles, Cal.	Baltimore, Md.	Lumber, gen.	6,495
Nelson Traveler	4	5	Amer.	Nelson S.S. Co.	Seattle, Wash.	New York, N.Y.	Lumber, gen.	5,521
Alkmaar	4	7	Neth.	Royal Neth. S.S. Co.	Talcahuano, Chile	Hamburg, Ger.	General.	10,587
H. M. Storey	5	5	Amer.	J. B. Berry Sons, Inc.	Los Angeles, Cal.	Tiverton, R.I.	(²⁴)	14,600
Denmark Maru	5	5	Jap.	Kawasaki K. Kaisha	Kohnan, Japan	Savannah, Ga.	(²⁵)	6,473
Manizales	5	6	Ger.	North German Lloyd	Guayaquil, Ecuador	Cristobal, C.Z.	General.	1,046
Wimborne	5	6	Brit.	Anglo-Can. Ship. Co.	Grays Har., Wash.	Manchester, Eng.	Lumber, gen.	8,740
Walter Jennings	5	6	Amer.	Standard Ship. Co.	Los Angeles, Cal.	Boston, Mass.	Fuel oil	15,337
K. R. Kingsbury	6	6	Amer.	Shell Oil Co.	Los Angeles, Cal.	Fall River, Mass.	Kerosene	10,177
Fern	6	6	Nor.	N. C. Evensen	La Libertad, Ecuador	Havre, France	Crude oil	9,307
Rotorua	6	6	Brit.	N.Z. Shipping Co.	Pt. Chalmers, N.Z.	London, Eng.	Frozen, gen.	5,524
Marija Petrinovic	6	7	J-Slav	Nitrate Corp., Chile.	Iquique, Chile	Azores	Nitrate	8,270
Benavon	6	6	Brit.	Ben Line	Tacoma, Wash.	Leith, Scotland	General.	9,306
President McKinley	7	7	Amer.	Dollar Line	S. Francisco, Cal.	New York, N.Y.	General.	4,810
Acajutla	6	7	Brit.	Pacific Steam Nav. Co.	Champico, Guat.	Cristobal, C.Z.	General.	196
Odenwald	7	7	Ger.	Hamburg-Amer. Line.	Valparaiso, Chile	Hamburg, Ger.	General.	7,955
Santa Maria	7	9	Amer.	Union Oil Co.	S. Francisco, Cal.	Cristobal, C.Z.	Gasoline	12,100
Tokai Maru	7	8	Jap.	Osaka Shosen Kaisha	Fusan, Korea	Galveston, Tex.	General.	2,829
Standard	8	8	Amer.	Standard Oil Co.	Los Angeles, Cal.	Charleston, S.C.	Fuel oil	17,803
Trecarrell	8	8	Brit.	Hain S.S. Co.	Taltal, Chile	Azores	Nitrate	7,780
Takaoka Maru	8	8	Jap.	Nippon Yusen Kaisha	Manila, P.I.	New York, N.Y.	General.	8,170
Trevraack	8	8	Brit.	Hain S.S. Co.	Tocopilla, Chile	Azores	Nitrate	7,770
Georgian	8	8	Amer.	Williams S.S. Corp.	Portland, Oreg.	Baltimore, Md.	Lumber, gen.	5,670
Jutland	8	8	Brit.	Glen & Co.	Vancouver, B.C.	London, Eng.	General.	9,220
Somersby	8	9	Brit.	R. Roper & Co.	Vancouver, B.C.	London, Eng.	Wheat.	8,500
Olovsborg	8	8	Fin.	Anglo-Canadian	Vancouver, B.C.	Hull, England	Wheat, lum'r	8,600
Virginia	8	9	Amer.	Panama-Pacific Line	S. Francisco, Cal.	New York, N.Y.	General.	5,374
Santa Isabel	9	9	Amer.	Grace Line	Talcahuano, Chile	New York, N.Y.	General.	4,055
Pasajero	8	10	Hond.	F. Beltran	Corinto, Nic.	Truxillo, Hond.	(²⁶)	44
Elizabeth Kellogg	8	9	Amer.	Kellogg S.S. Corp.	Manila, P.I.	New York, N.Y.	Coconut oil.	6,660
Langeford	8	9	Brit.	Dale & Co.	Victoria, B.C.	Liverpool, Eng.	(²⁷)	7,000
Norfolk	9	9	Brit.	Federal Steam Nav. Co.	Wellington, N.Z.	Glasgow, Scot.	Frozen, gen.	8,123
San Gil	9	9	Pan.	United Fruit Co.	Pto. Arm'les, R.P.	Mobile, Ala.	Bananas	900
Grainston	9	9	Brit.	R. Chapman & Sons.	Vancouver, B.C.	London, Eng.	Grain, flour	9,470
Berganger	9	9	Nor.	Intercoean Line	Vancouver, B.C.	Rotterdam, Neth.	Grain, gen.	8,245
Tai Mo Shan	9	9	Brit.	R. E. D. Ryder	Hongkong, China	Jamaica, B.W.I.	Ballast	
Real	9	10	Pan.	Elliot Ship. & Land Co.	Darien, R.P.	Cristobal, C.Z.	Bananas	44
Edda	9	9	Ital.	Nav. Libera Triestina	Seattle, Wash.	Hamburg, Ger.	General.	3,176
Ferncliff	9	9	Nor.	Fern Line	Hinigan, P.I.	Houston, Tex.	Sugar	7,500
Sambu	9	10	Pan.	Elliot Ship. & Land Co.	Darien, R.P.	Cristobal, C.Z.	Bananas	26

¹ Tanker. ² Motor ship. ³ Launch. ⁴ Yacht. ⁵ Cruiser. ⁶ For orders. ⁷ Kerosene, furnace oil.
⁸ Sulphate of ammonia. ⁹ Salt, sugar, lard. ¹⁰ Lumber, wheat.

PACIFIC TO ATLANTIC—Continued

Ship	Date arrived	Date cleared	Nationality	Line (Charterer or operator)	Port		Cargo	
					From —	For—	Nature	Tons
El Aleto ¹ 2	9	9	Brit.	Anglo-Ecuad. Oil Co.	La Libertad, Ecuad.	Philadelphia, Pa.	Crude oil...	10,146
F. H. Hillman ¹	9	10	Amer.	Standard Ship. Co.	S. Francisco, Cal.	Providence, R.I.	Fuel oil...	14,500
El Sona ²	9	10	Pan.	A. Valdez.	Bayano Riv., R.P.	Cristobal, C.Z.	Bananas...	48
Rangitane ²	9	10	Brit.	N. Z. Shipping Co.	Auckland, N.Z.	London, Eng.	Frozen, gen.	7,285
Paul Luckenbach	10	10	Amer.	Luckenbach Line.	Seattle, Wash.	Boston, Mass.	General...	4,890
Pacific Grove ²	10	10	Brit.	Furness, Withy & Co.	Vancouver, B.C.	London, Eng.	General...	8,347
Southern Sun ¹ 2	10	10	Amer.	Sun Oil Co.	Los Angeles, Cal.	Chester, Pa.	Gasoline...	13,839
Susan Maersk.	10	11	Dan.	Antony Gibbs & Co.	Top'bampo, Mex.	Gijon, Spain	Chick peas...	3,530
Viking Star.	10	10	Brit.	Blue Star Line.	GraysHar., Wash.	Newcastle, Eng.	Fruit, gen.	4,987
Pennsylvanian.	10	10	Amer.	Amer.-Hawaiian Line.	Seattle, Wash.	Boston, Mass.	General...	6,260
D. L. Harper ¹ 2	10	11	Danz.	W. Tankschiff Rhed'i.	Talara, Peru.	Fawley, Eng.	(¹ 4)	16,872
Granville ¹	10	11	Pan.	Fred Olsen Line.	Vancouver, B.C.	Oslo, Norway	Grain, gen.	8,253
Point Caleta.	11	11	Amer.	Gulf-Pacific Line.	Portland, Oreg.	Tampa, Fla.	Lumber, gen.	6,274
San Clemente.	11	11	Amer.	Quaker Line.	Portland, Oreg.	Philadelphia, Pa.	Lumber, gen.	6,197
D. G. Scofield ¹	11	11	Amer.	Standard Ship. Co.	Los Angeles, Cal.	Providence, R.I.	Fuel oil...	10,829
Vinland ²	11	12	Nor.	Scand. S. Pacific Line	San Antonio, Chile	Lands End, Eng. ¹ 3	General...	7,193
Kota Radja ²	11	12	Neth.	Java Bengal Line.	Java.	Calcutta, India.	General...	6,184
Arizona.	12	13	Fr.	French Line.	Valparaiso, Chile.	Le Havre, France	General...	7,546
Santa Cecilia.	12	13	Amer.	Grace Line.	S. Francisco, Cal.	New York, N.Y.	Coffee, gen.	2,907
W. S. Rheem ¹	12	13	Amer.	Standard Ship. Co.	Los Angeles, Cal.	Providence, R.I.	Fuel oil...	14,700
Wind Rush.	13	13	Amer.	Shepard S.S. Co.	Seattle, Wash.	Boston, Mass.	Lumber, gen.	8,000
Canada ²	13	13	Swed.	Johnson Line.	Vancouver, B.C.	Stockholm, Swed.	General...	8,409
Danmark ¹ 2	13	13	Dan.	Standard Oil Co.	Talara, Peru.	Rotterdam, Neth.	Benzine...	14,455
Durazzo.	13		Ger.	Hamburg-Amer. Line.	Guayaquil, Ecuad.	Cristobal, C.Z.	General...	1,059
Vancouver.	13	14	Ger.	Hamburg-Amer. Line.	Vancouver, B.C.	Hamburg, Ger.	General...	8,100
Istmo.	13	14	Pan.	Elliot Ship. & Land Co.	B'ventura, Col.	Cristobal, C.Z.	Coffee...	526
Virgilio ¹	13	15	Ital.	Societa Italia.	Valparaiso, Chile.	Geno, Italy.	General...	3,744
Santa Clara Valley. ²	13	13	Brit.	Reardon-Smith Line.	Vancouver, B.C.	Liverpool, Eng.	General...	7,450
Eli ²	13	13	Nor.	Louis Dreyfus, Ltd.	Valdi'k, U.S.S.R.	Aarhus, Denmark	Soy beans...	7,480
Manizales.		15	Ger.	North German Lloyd.	Balboa, C.Z.	Cristobal, C.Z.	Ballast...	
Syra.	13	14	Ger.	Hamburg-Amer. Line.	Champ'co, Guat.	Cardenas, Cuba.	Ballast...	
Tuscaloosa City.	14	15	Amer.	Isthmian S.S. Lines.	N. West'n'r, B.C.	Avonmouth, Eng.	General...	7,520
La Brea ²	14	14	Amer.	Union Oil Co.	Los Angeles, Cal.	Baltimore, Md.	Gas oil...	9,916
Losmar.	14	14	Amer.	Calmar Line.	Seattle, Wash.	Baltimore, Md.	Lumber, gen.	4,411
El Libertador ²		15	Pan.	National Nav. Co.	Darien, R.P.	Cristobal, C.Z.	Bananas...	28
William Rockefeller. ¹	15	15	Amer.	Standard Ship. Co.	Los Angeles, Cal.	New York, N.Y.	Fuel oil...	21,480
Wales Maru.	15	15	Jap.	Kawasaki K. Kaisha.	Shanghai, China.	New York, N.Y.	General...	2,327
San Francisco.	15	16	Fr.	French Line.	Astoria, Oreg.	Le Havre, France	General...	6,675
Langlemere.	15	15	Brit.	F. Carrick & Co.	Iquique, Chile.	Azores ¹ 3	Nitrate...	6,200
Iwatesan Maru.	15	15	Jap.	Mitsui & Co.	Yokohama, Jap.	New York, N.Y.	Sugar, gen.	7,171
Badjestan.	15	15	Brit.	Common Brothers.	Ant'fagasta, Chile	Azores ¹ 3	Nitrate...	8,600
Pan Scandia ¹ 2	15	15	Nor.	Standard Ship. Co.	Talara, Peru.	Havre, France.	Crude oil...	14,180
Chickasaw City.	15	15	Amer.	Isthmian S.S. Lines.	Honolulu, T.H.	Baltimore, Md.	(¹ 5)	8,240
Santa Paula.	15	16	Amer.	Grace Line.	Seattle, Wash.	New York, N.Y.	General...	4,038

¹ Tanker.² Motor ship.¹ 3 For orders.¹ 4 Gas oil, crude oil.¹ 5 Sugar, pineapples.

Supplement to Tariff No. 11—Alcoholic Liquors

The Panama Canal issued on December 20, 1933, to become effective January 1, 1934, Supplement No. 7 to Tariff No. 11, which annuls subparagraph (s) of paragraph 2 in Item 39 thereof.

This supplement operates to reduce Panama Railroad local freight rates on alcoholic liquors, not otherwise indexed by name, by canceling the present ratings on this commodity, which now constitute an exception to the Official Freight Classification, and substituting therefor the Official Ratings provided by Consolidated Freight Classification No. 8, supplements thereto and reissues thereof, issued under authority of the United States Interstate Commerce Commission.

Notices to Mariners

In Panama Canal notice to mariners No. 252, dated January 2, 1934, it was stated that the following changes were made, effective December 29, 1933:

Electric rear center line range target No. 44-A, at north end of Gaillard Cut, was changed to No. 44; electric front center line range target No. 44, at north end of Gaillard Cut, was changed to No. 43; and an electric center line range target No. 44-A located on a mast 39 feet above the ground with a 100-watt lamp, fixed green, was established. This light is between the front and rear range target at the north end of Gaillard Cut.

Panama Canal notice to mariners No. 258, issued January 12, 1934, advises that dredging operations have been discontinued in the vicinity of station 1505 W., at the north end of Bas Obispo Reach. An electric float light, flashing red, was established January 12, 1934, at station 1505-60 W., 150 feet west of center line of Canal.

THE PANAMA CANAL RECORD

OFFICIAL PUBLICATION OF THE PANAMA CANAL.

PUBLISHED MONTHLY.

Subscription rates, domestic, \$0.50 per year; foreign, \$1.00; address

The Panama Canal Record, Balboa Heights, Canal Zone,

or, for United States and foreign distribution,

The Panama Canal, Washington, D. C.

Entered as second-class matter February 6, 1918, at the Post Office at Cristobal, C. Z., under the Act of March 3, 1879.

Certificate.—By direction of the Governor of The Panama Canal the matter contained herein is published as statistical information and is required for the proper transaction of the public business.

Volume XXVII. Balboa Heights, C.Z., February 15, 1934. No. 7.

Traffic Through the Panama Canal in January 1934

The total vessels of all kinds transiting the Canal during the month of January in the two preceding years and in 1934 are shown in the following tabulation:

Class of vessel	January 1932	January 1933	January 1934		
			Atlantic to Pacific	Pacific to Atlantic	Total
Commercial ocean vessels.....	377	415	266	234	500
Launches (under 20 tons net).....	9	14	8	8	16
Noncommercial vessels:					
U.S. Government.....	52	26	34	6	40
For repairs.....	2		1	1	2
Total.....	440	455	309	249	558

COMMERCIAL TRAFFIC.¹

The following tabulation shows the number of vessels, Panama Canal net tonnage, tons of cargo carried, and tolls collected, from the commercial traffic transiting the Canal each month for the first seven months of the current fiscal year as compared with the same period in the preceding fiscal year:

Month	No. of vessels		Panama Canal net tonnage		Tons of cargo		Tolls	
	1932-33	1933-34	1932-33	1933-34	1932-33	1933-34	1932-33	1933-34
July.....	326	401	1,676,492	2,051,128	1,259,981	1,699,039	\$1,468,728.36	\$1,732,164.93
August....	314	416	1,658,112	2,159,995	1,349,453	1,914,014	1,440,848.87	1,829,754.49
September..	353	408	1,868,391	2,096,538	1,347,144	1,797,497	1,598,265.98	1,758,587.41
October....	394	467	1,988,133	2,416,200	1,582,261	2,125,927	1,714,779.06	2,036,909.16
November..	388	463	2,035,796	2,395,359	1,531,509	1,949,913	1,756,865.84	2,001,692.77
December..	431	496	2,080,069	2,617,656	1,621,581	2,191,653	1,781,940.03	2,204,134.64
January....	415	500	2,069,218	2,582,181	1,463,503	2,087,292	1,762,808.56	2,160,679.83
Total...	2,621	3,151	13,376,211	16,319,007	10,155,432	13,765,365	11,524,236.70	13,723,923.23

¹ Commercial traffic includes all ocean-going vessels paying tolls. Vessels in direct service of the United States, Panamanian, and Colombian Governments, including merchant vessels chartered by these Governments, and vessels transiting solely for repairs, do not pay tolls. Statistics on vessels not paying tolls are shown under "Noncommercial traffic."

Traffic by Nationality of Vessels for January 1934

Nationality	No. of ships	Panama Canal net tonnage	Tons of cargo	Nationality	No. of ships	Panama Canal net tonnage	Tons of cargo
British.....	124	686,304	529,450	Italian.....	8	52,706	27,219
Danish.....	16	79,555	65,747	Japanese.....	28	152,678	164,000
Danzig.....	6	48,254	49,117	Norwegian.....	43	203,176	176,832
Dutch.....	12	62,907	46,104	Panamanian.....	37	36,141	24,470
Finnish.....	1	5,259	8,600	Swedish.....	6	28,446	40,897
French.....	8	44,072	31,862	United States.....	182	1,036,484	845,604
German.....	26	87,976	69,076	Yugoslav.....	1	4,163	8,270
Greek.....	1	3,962					
Honduran.....	1	48	44	Total.....	500	2,582,131	2,087,292

Traffic by Trade Routes, January 1934

The movement of vessels over trade routes is summarized in the following table. They are classified according to primary origin and ultimate destination of the voyage through the Canal and the cargo listed is the total aboard at time of transit. Cargo may be laden or discharged between the terminal areas indicated, hence in the cargo listed below there may be some which had other origin or destination:

Trade route	Atlantic to Pacific			Pacific to Atlantic		
	No. of ships	Panama Canal net tonnage	Tons of cargo	No. of ships	Panama Canal net tonnage	Tons of cargo
U.S. intercoastal.....	74	445,843	129,876	66	408,105	523,556
East coast United States and:						
Canada.....	4	17,379	4,651	1	5,049	7,722
Central America.....	4	8,582		4	8,582	4,241
South America.....	15	78,657	12,960	11	52,308	79,961
Hawaii.....	2	9,703	3,931	4	20,549	33,187
Australasia.....	2	15,176	11,759	1	5,241	6,086
Philippines.....	2	20,779	3,841	12	64,976	89,154
Far East.....	31	172,894	178,985	13	75,363	82,096
Europe and:						
United States.....	15	71,343		9	50,738	50,807
Canada.....	36	206,868	26,128	41	230,904	321,978
Central America.....	1	1,967	867	3	8,492	15,982
South America.....	21	111,428	16,369	24	127,923	223,009
Hawaii.....				1	5,461	8,120
Australasia.....	7	63,222	17,085	10	76,336	59,021
Far East.....	1	4,808	8,100	4	18,451	30,361
Canadian intercoastal.....	3	8,586	8,739			
East coast Canada and:						
Australasia.....	2	10,593	8,780	1	4,415	2,267
Central American intercoastal.....	1	4,827	9,000	2	2,340	44
South American intercoastal.....	1	5,513	11,640			
East coast South America and:						
United States.....	1	5,033	4,936	2	9,651	13,881
Canada.....	2	8,253	3,020			
Far East.....	1	5,821	3,612			
Cristobal and:						
United States.....	1	5,725		1	5,725	12,100
Central America.....	4	1,568	1,168	12	4,206	1,952
South America.....	10	7,358	2,187	9	6,439	7,020
Balboa.....	8	371	35	1	34	20
West Indies and:						
United States.....	4	16,572	16,455			
Canada.....	1	4,836				
Central America.....	1	4,584	3,838			
Far East.....	2	8,460	13,925			
Around the world.....	4	39,726	6,656	1	5,806	6,184
Foreign vessels in ballast (U.S. intercoastal).....	4	16,978				
Vessels not engaged in commerce.....	1	792		1	792	
Total.....	266	1,384,245	508,543	234	1,197,886	1,578,749

¹ Yacht.

Origin and Destination of Cargo by Major Areas

The following table summarizes the origin of cargo passing through the Canal in January 1934, and its destination by major geographical trade areas:

ATLANTIC TO PACIFIC

Origin	Tons of cargo destined for—					Total
	United States	Other North America	Asia	South America	Australasia	
North America:						
United States.....	138,777	4,205	181,085	10,537	14,912	349,516
Other North America.....	2,752	14,867	361	6,246	11,501	35,727
Europe.....	18,089	7,864	8,100	14,299	17,070	65,422
Miscellaneous.....	23,815	5,725	16,505	11,682	151	57,878
Total.....	183,433	32,661	206,051	42,764	43,634	508,543

PACIFIC TO ATLANTIC

Origin	Tons of cargo destined for—				Total
	United States	Other North America	Europe	Miscellaneous	
North America:					
United States.....	515,105	27,262	138,782	2,502	683,651
Canada.....	6,685	2,721	231,277	2,631	243,314
Other North America.....	5,729	2,492	8,189		16,410
South America.....	76,000	11,476	231,790	31	319,297
Australasia.....	49,016	454	65,169		114,639
Asia.....	161,418	1,459	38,561		201,438
Total.....	813,953	45,864	713,768	5,164	1,578,749

Principal Commodities

Commodities which aggregated 10,000 or more tons either during January 1934, or in the corresponding month in 1933 are listed below:

Commodity	January		Commodity	January	
	1933	1934		1933	1934
<i>Atlantic to Pacific</i>			<i>Pacific to Atlantic—Continued</i>		
Cotton, raw.....	52,515	48,527	Cold storage (food products) *...	21,205	42,968
Iron and steel, manufactures of.....	37,462	70,548	Copra.....	6,631	10,923
Oil, mineral.....	17,075	38,198	Flour.....	16,186	26,741
Paper.....	13,644	23,839	Fruit, dried.....	21,912	24,614
Phosphates.....	15,503	9,003	Fruit, fresh.....	27,518	40,122
Scrap metal.....	18,963	38,384	Lumber.....	114,996	143,208
Sugar.....	337	22,809	Metals.....	23,277	36,525
Sulphur.....	7,283	20,260	Nitrates.....	2,238	19,838
Tinplate.....	5,462	29,064	Oils, mineral.....	279,672	411,540
<i>Pacific to Atlantic</i>			Oils, vegetable.....	11,954	15,911
Ammonium compounds.....	2,340	13,797	Ores, principally iron.....	3,692	53,427
Barley.....	16,266	13,129	Sugar.....	106,862	167,214
Beans.....	10,956	53,621	Wheat.....	262,339	150,659
Canned goods, various.....	49,405	83,196	Wood pulp.....	8,394	11,111
Coffee.....	13,280	12,469	Wool.....	12,772	15,620

* Does not include fresh fruit.

Commodities in Detail

The following statement lists all commodities passing through the Canal during the month of January 1934, as reported in the cargo declarations, showing the movement, by directions, in the United States intercoastal trade and in the total traffic. In the cargo declarations small items are frequently grouped under the designation of "general cargo;" the statistics are accordingly not precise, but are indicative of the kinds and quantity of cargo in transit through the Canal. The figures are for tons of 2,240 pounds:

Commodity	United States intercoastal		Total for all trade routes including U.S. intercoastal	
	Atlantic to Pacific	Pacific to Atlantic	Atlantic to Pacific	Pacific to Atlantic
Agricultural implements.....	1,021		1,515	37
Alfalfa (classify as hay).....		262		830
Alfalfa meal.....		528		678
Ammonium compounds.....	100	12	1,356	13,797
Animal foods.....	14	102	14	102
Apparel, wearing (hats, shoes, clothing, etc.).....	18	2	18	2
Asbestos.....	58		2,211	
Asphalt and tar.....	567	66	3,345	1,876
Automobiles (and autotrucks).....	754	21	5,618	69
Automobile parts and accessories.....	538	208	5,400	208
Bags and bagging, textile.....		81	613	81
Barks, miscellaneous.....		36	6	250
Barley.....		50	50	13,129
Beans, edible, dry.....	135	8,584	408	15,060
Beverages, nonalcoholic.....	13		13	
Blood and tankage.....				23
Bones and bone meal.....	18		2,278	
Borax.....		586		7,674
Bran and pollards.....	116	172	581	4,362
Camphor, crude.....		5		316
Canned and preserved goods:				
Fish.....	60	8,356	337	13,737
Fruit.....	927	22,311	1,102	48,908
Meat.....		216	119	258
Milk.....	198	75	320	108
Soup.....	1,457		1,462	
Vegetables.....	951	3,394	953	3,442
Miscellaneous and unclassified.....	1,464	14,651	2,189	16,743
Carbon black.....	208	1	1,007	1
Cement.....	181		5,894	

* Except as otherwise classified.

Commodity	United States Intercoastal		Total for all trade routes including U.S. Intercoastal	
	Atlantic to Pacific	Pacific to Atlantic	Atlantic to Pacific	Pacific to Atlantic
Chalk.....			481	
Charcoal.....	103		103	
Chemicals.....	1,983	673	4,643	769
Clay, china and fire.....	150	300	1,020	300
Clay, filtering.....			5	
Clorox.....		277		278
Coal.....	1,826		1,955	
Cocoa and cacao beans.....		318		2,046
Coconuts and products.....	37	410	70	946
Coffee.....	237	57	5,019	12,469
Coke.....			1,298	
Cold storage and refrigerated products:				
Bananas.....				5,765
Dairy products.....	108	25	348	16,533
Eggs.....		30	278	4,138
Fish.....	14	517	40	1,297
Fresh fruits.....	15	2,060	153	40,122
Lard.....	100		159	155
Meats.....		145	18	7,651
Poultry.....		14	8	5,933
Vegetables.....		765	28	865
Other and unclassified.....	278	294	369	631
Confectionery.....	1,079		1,083	
Copra.....				10,923
Corn.....	2,677		4,234	3,230
Cotton, raw.....	211	2,516	48,527	4,611
Creosote.....	3,953		3,969	
Drugs and medicines.....	2,028		2,089	
Dyes.....	84		859	
Earthenware.....		115	33	115
Electrical apparatus and appliances.....	56		58	
Explosives.....			502	
Extract, quebracho.....			674	
Fertilizers.....	291	75	5,607	2,556
Fish, salted or dry cured.....	17		17	40
Fish meal.....				1,359
Floor coverings.....		50		50
Flour.....	216	20,560	771	26,741
Fruit, dried.....	109	13,215	526	24,614
Furniture and household goods.....	133	244	154	244
Gallnuts.....		19		55
General.....	16,042	7,710	35,921	18,429
Glass and glassware.....	2,856	154	4,446	278
Glue.....	63	206	63	226
Groceries.....			65	
Guano.....		120		120
Gums.....	1	142	1	205
Hair, all kinds.....	36	61	36	64
Hay.....		1,375		2,002
Hemp, unmanufactured.....	23	234	26	2,002
Honey.....		154		189
Hops.....				6
Horns and hoofs.....	70		208	40
Infusorial earth.....	336	543	371	937
Iron and steel, manufactures of (structural steel, plates, bars, angles, pipe, etc.).....	36,474	1,492	70,548	1,813
Ivory nuts.....			553	3,166
Jute, unmanufactured.....	37		620	79
Lime.....	20		20	
Liquors.....	554	1,978	2,093	1,997
Lumber (including manufactured mill products).....	691	50,872	931	143,208
Machinery (other than electrical).....	2,011	153	6,529	255
Malt.....			135	
Manufactured goods.....	1,179	692	6,895	1,333
Marble and granite.....	125		213	
Matches.....	25	141	31	245
Metals:				
Copper.....	70	2,737	452	18,412
Gold and silver.....		16	3	41
Iron.....	225		8,615	30
Lead.....	227	614	1,318	11,078
Scrap.....	316	85	38,384	343
Tin.....	49	92	179	507
Zinc.....		1,412	241	6,000
Other and unclassified.....	16	16	159	114
Milk, powdered.....	99	584	115	1,587
Molasses and syrups.....	196		7,792	7,895
Nitrates.....	2,940		9,237	119,838
Nuts, edible (including meats).....	320	818	350	1,465
Oats.....	231	1,643	239	8,427

* Except as otherwise classified.

Commodity	United States Intercoastal		Total for all trade- routes including U.S. Intercoastal	
	Atlantic to Pacific	Pacific to Atlantic	Atlantic to Pacific	Pacific to Atlantic
Oils, mineral:				
Crude.....	45	10,305	45	91,864
Gas and fuel.....	30	184,723	15,508	209,642
Gasoline, benzine and naphtha.....		40,965	9,368	55,420
Kerosene.....		53,598	236	53,783
Lubricating and greases.....	5,812	643	13,277	831
Other and unclassified.....	20		475	
Oils, vegetable:				
Coconut.....				12,320
Cottonseed.....			5	
Linseed.....	7		7	
Rapeseed.....	18	30	364	633
Wood.....				778
Other and unclassified.....	374	32	535	2,180
Oil, fish.....			60	1,125
Oilseeds (cotton, flax, hemp, sesame, rapeseed, etc.).....			10	3,506
Oilseed cake and meal.....				3,655
Ores:				
Antimony.....				120
Copper.....			826	6,356
Gold and silver.....			1,050	3,895
Iron.....	614		868	21,652
Lead.....				340
Magnesite.....		3,272		3,272
Manganese.....			20	6,101
Tin.....				1,475
Zinc.....			33	5,841
Other and unclassified.....	23	23	98	4,375
Paints and varnishes.....	558	172	745	204
Paper and paper products ¹	4,204	14,049	21,852	19,607
Paper, scrap.....	17		281	
Peas, dry.....		20		3,922
Phosphates.....	378	4	9,003	5
Plaster.....			14	
Porcelainware.....	144	136	198	2,225
Potash.....		2,521	908	2,521
Rags and waste.....	3	137	186	255
Railroad material.....	60		1,448	
Rice.....	645		1,371	3,829
Rope and twine.....	193	28	207	94
Rosin.....	795		3,587	
Rubber:				
Manufactured.....	557	91	727	138
Raw.....	25	74	42	290
Scrap.....		150	296	237
Salt.....	307		9,983	40
Sand.....			507	
Seeds (except oilseeds).....	36	1,023	660	1,859
Sewer pipe (concrete and terra cotta).....		46		46
Shells, oyster.....	603		603	151
Silk, raw.....		372	67	1,307
Skins and hides.....	48	1,949	68	4,213
Soaps and products.....	1,323	374	1,512	425
Soda and sodium compounds.....	1,193		1,888	125
Soy beans.....	49		49	38,561
Sugar.....		11,932	22,809	167,214
Sulphur.....	16,222		20,260	110
Talc.....	27	183	27	183
Tallow.....		10	45	1,418
Tea.....	13	15	38	1,133
Textiles ²	2,455	603	6,293	1,731
Tinplate.....	11,236		29,064	
Tobacco and manufactures.....	555	75	6,721	174
Turpentine.....	64		285	
Vegetables, dry ¹		118		764
Wall board.....			42	174
Wax, paraffin.....	152	22	670	22
Wheat.....		6,978	3	150,659
Wines.....	128	997	879	1,865
Wood pulp.....	45		1,987	
Wool.....	24	1,182	1,516	15,620
Total, January, 1934.....	138,737	513,292	508,543	1,578,749
Total, January, 1933.....	106,175	306,557	349,560	1,113,943
Total, January, 1932.....	152,287	315,782	474,356	1,119,229

¹ Except as otherwise classified.² Cotton, silk, wool, rayon goods.

Tanker Traffic

The following tabulation shows the tanker traffic through the Canal during January 1934, classified according to trade route:

Trade route	Atlantic to Pacific			Pacific to Atlantic		
	No. of ships	Panama Canal net tonnage	Tons of cargo	No. of ships	Panama Canal net tonnage	Tons of cargo
United States intercoastal.....	30	185,120	24	194,405	289,551
United States and South America.....	3	23,719	2	9,858	19,884
United States and West Indies.....	1	5,763	7,587
United States and Cristobal.....	1	5,725	1	5,725	12,100
United States and Europe.....	5	29,634
United States and Hawaii.....	1	4,412	7,895
United States and Philippines.....	1	3,761	6,660
Central American intercoastal.....	1	4,827	9,000
West Indies and Central America.....	1	4,584	3,838
Europe and Central America.....	1	4,698	9,307
Europe and South America.....	3	22,391	5	39,130	77,752
Total.....	45	281,763	20,425	35	216,989	423,149

Comparison of Canal Traffic in January 1934 with January Traffic in Previous Years

Calendar year	Month of January			Fiscal year	Average per month for fiscal year		
	Commercial transits	Panama Canal net tonnage	Tons of cargo		Commercial transits	Panama Canal net tonnage	Tons of cargo
1915.....	96	337,249	426,482	1915.....	102	361,197	465,567
1916.....	2	600	1,008	1916.....	63	199,687	257,843
1917.....	170	539,613	640,177	1917.....	150	483,213	588,213
1918.....	153	495,127	553,507	1918.....	172	547,839	627,669
1919.....	170	499,815	530,816	1919.....	169	510,416	576,385
1920.....	238	765,533	894,628	1920.....	206	712,170	781,208
1921.....	279	1,094,323	1,177,053	1921.....	241	951,323	966,601
1922.....	210	846,516	807,298	1922.....	228	951,455	907,075
1923.....	352	1,610,692	1,591,932	1923.....	331	1,550,482	1,630,656
1924.....	476	2,400,040	2,427,332	1924.....	436	2,179,073	2,249,559
1925.....	401	1,960,015	1,907,469	1925.....	389	1,904,596	1,996,570
1926.....	479	2,300,187	2,346,642	1926.....	433	2,064,549	2,169,787
1927.....	443	2,121,631	2,241,765	1927.....	456	2,185,651	2,312,351
1928.....	540	2,422,770	2,372,061	1928.....	538	2,454,886	2,469,226
1929.....	603	2,771,260	2,858,835	1929.....	534	2,468,483	2,555,250
1930.....	531	2,601,628	2,611,632	1930.....	515	2,498,385	2,502,519
1931.....	476	2,380,871	2,106,937	1931.....	461	2,316,012	2,090,233
1932.....	377	2,022,275	1,593,585	1932.....	376	1,968,785	1,650,667
1933.....	415	2,069,218	1,463,503	1933.....	450	2,331,287	1,966,431
1934.....	500	2,582,131	2,057,202	(*).....	375	1,901,823	1,514,811

* Canal opened August 15, 1914.

° Average for 10½ months.

° Average for 7 months fiscal year.

Terminal Activities

Ships repaired during the month of January 1934 numbered 52, including 12 which were drydocked: Fuel oil in the quantity of 401,762 barrels was delivered as bunkers to 134 commercial vessels. Bunker coal amounting to 4,413 tons was delivered to 16 vessels. Sales of commissary supplies to ships amounted to \$34,830.27.

Cargo Handled at Terminal Ports

	Cristobal	Balboa	Total
Local cargo arriving.....	10,578	15,175	25,753
Local cargo shipped.....	4,564	543	5,107
Cargo received for transshipment.....	29,408	1,661	31,069
Cargo transhipped.....	28,232	1,190	29,422
"Canal Zone for Orders" cargo:			
Number of receipts issued.....	11	6	17
Number of releases issued.....	64	21	85
Tons received.....	37	21	58
Tons withdrawn.....	77	15	92

All Vessels Entering and Clearing Port

	Port of Cristobal			Port of Balboa		
	No. of ships	Registered gross tonnage	Registered net tonnage	No. of ships	Registered gross tonnage	Registered net tonnage
<i>Ships entering</i>						
All vessels, including those transiting Canal..	560	3,646,341	2,195,319	518	3,272,605	1,970,433
Vessels entering port but not transiting Canal.	64	416,981	236,581	20	77,486	42,493
Vessels transiting Canal and handling passengers and cargo at terminal ports.....	113	766,260	453,654	103	691,706	426,474
<i>Ships clearing</i>						
All vessels, including those transiting Canal..	550	3,646,367	2,196,687	513	3,225,256	1,946,752
Vessels clearing port but not transiting Canal.	63	458,780	262,588	18	66,019	35,582
Vessels transiting Canal and handling passengers and cargo at terminal ports.....	112	753,876	447,387	102	685,922	422,961

Cargo Discharged and Laden in Terminal Ports

The following is a report of tons of cargo discharged and/or laden at Cristobal and Balboa during the month from midnight, January 15, 1934, to midnight, February 15, 1934. Figures after names of vessels show, respectively, tons discharged and tons laden:

CRISTOBAL

Santa Paula, 0, 86; San Francisco, 0, 184; Delftdijk, 0, 85; Endurance, 0, 17; Cefalu, 101, 301; San Marcus, 58, 0; Sambu, 17, 9; Santa Barbara, 893, 24; Bennekom, 0, 201; Absaroka, 203, 16; Santa Maria, 132, 77; Buenaventura, 624, 545; Peten, 323, 108½; Santa Teresa, 120, 400; Zacapa, 679, 346; Colombia, 70, ½; Uyo Maru, 157, 42; Fella, 39, 0; Tacoma, 222, 28½; Ulua, 476, 59½; Pastores, 61, 463; Abana, 6, 113; La Paz, 30, 295; Durazzo, 0, 242; Cali, 1,222, 228; Salvador, 221, 615; Katsuragi Maru, 340, 0; Kwansai Maru, 688, 42; President Pierce, 298, 0; Aveyron, 0, 725; Peten, 22, 106½; Velma Lykes, 256, 202; Justin, 0, 623; Alaska, 16, 223; Tatsuno Maru, 29, 0; Benjamin Franklin, 0, 160; San Gil, 31, 0; Santa Rita, 560, 0; Contessa, 136, 501; Real, 50, 36; Dakarian, 283, 50; Drechtdijk, 130, 1½; San Vincente, 86, 0; Porta, 61, 573; Ancon, 1,111, 528; Tai Ping Yang, 526, 0; Seattle, 28, 255; Istmo, 559, 112; Veragua, 195, 70; Metapan, 701, 262; Santa Ana, 822, 58; Ariguani, 15, 0; Santa Isabel, 292, 406; Calamares, 365, 236; Santa Lucia, 332, 239; William Green, 6,488, 0; Colombia, 91, 992; Colombia, ½, 576; Orazio, 114, 3; Cerigo, 1,248, 50; Cordillera, 260, 44; Veragua, 23, 262; San Jose, 117, 0; R. L. Hustler, 2, 0; Havel, 25, 306; Santa Rosa, 142, 41; Canadian Highlander, 7, 679; Lochmonar, 0, 135; Cefalu, 191, 273; Roland, 119, 77; Knute Nelson, 0, 40; Tokai Maru, 0, 251; Santa Clara, 898, 0; Baarn, 786, 0; Santa Barbara, 154, 515; Guayaquil, 719, 594; President Monroe, 2, 0; Dorelian, 166, 95; Santa Cecilia, 38, 688; Sixaola, 924, 543; Quirigua, 303, 120; Ch. N. Kahan, 8,000, 0; Margaret Johnson, 0, 217; Endurance, 0, 22; Toloa, 246, 355; Haiti, 208½, 704; India, 4½, 0; Mantilla, 4,805, 0; Baarn, 1, 171; Istmo, 591, 133; Niederwald, 24, 418; Minden, 93, 107; Cerigo, 615, 299; Acajutla, 673, 295; Schwaben, 54, 21; San Rafael, 206, 0; President Taft, 183, 100; Sidney M. Hauptman, 0, 80; Manizales, 1,031, 273; Quirigua, 27, 265; Attika, 60, 0; Barneveld, 4, 103; Kreta, 3½, 109; Nictheroy, 4½, 0; Laurits Swenson, 0, 518; Alabama, 470, 38; Contessa, 95, 673; Venezuela, 53, 9; Varu, 49, 63; Tillie Lykes, 192, 77; West Camargo, 67, 0; Cordillera, 30, 1,616; Cristobal, 1,690, 610; Gertrude Maersk, 3, 0; Dinteldijk, 203, 35; San Francisco, 9, 100; E. J. Bullock, 9,857, 0; Charles Nelson, 145, 0; Santa Olivia, 747, 0; Peten, 323, 120½; Sesostris, 188, 96; Loreto, 8, 43; Santa Rita, 102, 463; Santa Marta, 711, 496; Washington, 39, 30; Floride, 11, 120; Santa Paula, 284, 129; Pastores, 80½, 331; Santa Elisa, 1,143, 167; Ulua, 472, 124; Nankai Maru, 666, 262; Agira, 373, 0; Durazzo, 1,150, 0; Venezuela, 0, 1,235; Flandre, 55, 0; Abraham Lincoln, 256, 0; Istmo, 600, 115; Peten, 72, 689; Anna Maersk, 0, 15; Santa Elena, 197, 19; Elizabeth Kellogg, 7,163, 0; Gregalia, 0, 69; Canadian Constructor, 82, 1; Orbita, 316, 5; Marques de Comillas, 72, 26; Flandre, 0, 275½; Bordeaux Maru, 155, 0; Cefalu, 218, 467; Feltre, 25, 0; Rialto, 0, 384; Narenta, 0, 238; Davisian, 140, 0; Magallanes, 3, 555; Bodegraven, 707, 3; Wisconsin, 25, 361; Portland, 93, 440; Komaki Maru, 296½, 0; Este, 16, 351; Buenaventura, 1,111, 0; President Van Buren, 2, 0; Santa Maria, 679, 0; Santa Clara, 92, 0; Santa Ana, 47, 0; Vogtland, 59, 0,1;

BALBOA

New Orleans, 185, 0; Emergency Aid, 3,171, 0; Santa Barbara, 2, 0; Iocoma, 1,656, 0; Marie Bakke, 42, 0; Absaroka, 162, 0; Santa Teresa, 38, 0; Santa Maria, 79, 113; Salvador, 3, 0; Cali, 1, 0; Chiriqui, 298, 5; Santa Catalina, 707, 0; Tai Ping Yang, 107, 0; U.S.A.T. Republic, 400, 5; U.S.A.T. Ludington, 423, 40; Santa Ana, 19, 431; Point Bonita, 463, 0; U.S.S. Nitro, 1, 0; Point Arena, 4,750, 0; Cali, 0, 102; Antigua, 444, 84; Santa Lucia, 55, 0; Santa Rosa, 76, 1; Heiyo Maru, 41, 0; Vardaa, 10,840, 0; Knute Nelson, 989, 0; Santa Barbara, 137, 230; Santa Cecilia, 39, 13; Santa Catalina, 715, 0; Talamanca, 242, 17; San Mateo, 1, 0; Rangitara, 41, 0; Gertrude Maersk, 6, 0; Lycia, 122, 0; Loreto, 0, ½; Pennsylvania, 66, 3; Santa Elisa, 38, 138; Point Sur, 2,283, 0; Santa Rita, 76, 54; U.S.S. Chaumont, 10, 0; Durazzo, 4, 0; Santa Paula, 85, 3; Chiriqui, 286, 30; Abraham Lincoln, 914, 0; Santa Elena, 46, 72; San Gil, ½, 0; Wichita, 252, 0; Santa Maria, 52, 2; Point Ancha, 1,340, 0; U.S.S. Ramapo, 9, 0.

Passengers

Ocean ship passengers disembarking at Cristobal numbered 1,454; embarking 987; at Balboa 478 disembarking and 731 embarking. Passengers passing through the Canal from the Atlantic to the Pacific numbered 4,357; from the Pacific to the Atlantic 1,485. Aircraft to the number of 43 entered Cristobal and 89 passengers disembarked; 40 cleared with 91 passengers aboard. One aircraft entered Balboa disembarking 2 passengers and cleared with 3 transit passengers aboard.

Movements of Ocean Vessels Through the Panama Canal **From midnight January 15, 1934, to midnight February 15, 1934**

ATLANTIC TO PACIFIC

Ship	Date arrived	Date cleared	Nationality	Line (Charterer or operator)	Port		Cargo	
					From—	For—	Nature	Tons
Franconia.....	16	16	Brit.	Cunard Line.....	New York, N.Y.	Round the world.	Psgrs. only.....	
Hanley.....	16	16	Amer.	Interocean S.S. Corp.	Boston, Mass.	Everett, Wash.	Steel, gen.....	857
Helga.....	16	16	Dan.	J. Lauritzen.....	Cardiff, Eng.	Chile.....	Ballast.....	
Nokomis ^{1,2}	14		Amer.	U.S. Navy.....	Norfolk, Va.	Balboa, C.Z.	Ballast.....	
John D. Archbold. ³	16	16	Amer.	Standard Ship. Co.	New York, N.Y.	Los Angeles, Cal.	Ballast.....	
J. L. Luckenbach.	16	16	Amer.	Luckenbach Line.....	Boston, Mass.	Seattle, Wash.	Ballast.....	
Langleecrag.....	16	16	Brit.	F. Carrick & Co.	Pt. Royal, Jam.	Vancouver, B.C.	Ballast.....	
Kafiristan.....	16	16	Brit.	Nitrate Corporation.	S. Shields, Eng.	Chile.....	Ballast.....	
Dakotan.....	16	16	Amer.	Amer.-Hawaiian Line.	Boston, Mass.	Tacoma, Wash.	General.....	2,081
San Marcos.....	16	17	Amer.	Quaker S.S. Line.....	Albany, N.Y.	Portland, Oreg.	(¹⁵)	2,768
Gulfpenn ⁴	16	17	Amer.	Gulf Refining Co.	New York, N.Y.	Los Angeles, Cal.	Ballast.....	
Baru ⁵	16	17	Pan.	Elliot Ship. & Land Co.	Cristobal, C.Z.	Panama, R.P.	Ballast.....	
Sally Maersk ⁶	16	17	Dan.	A. P. Moller.....	(¹⁶)	S. Francisco, Cal.	Sugar.....	4,865
Stanford ⁷	17	17	Nor.	J. B. Stang.....	Mobile, Ala.	Yokohama, Jap.	Scrap steel.....	8,003
Ensley City.....	17	17	Amer.	Isthmian S.S. Lines.	New York, N.Y.	Seattle, Wash.	Steel, gen.....	8,226
Pacific Shipper ⁸	17	17	Brit.	Furness, Withy & Co.	Manchester, Eng.	Vancouver, B.C.	General.....	264
Chilore.....	17	17	Amer.	Ore S.S. Corp.	Baltimore, Md.	Cruz G'de, Chile.	Ballast.....	
City of Brisbane.....	17	18	Brit.	Ellerman Lines.....	Tampico, Mexico	Adelaide, Aus'lia.	General.....	7,053
Ionie.....	17	18	Brit.	Shaw, Savill & Albion	London, Eng.	Wellington, N.Z.	General.....	5,366
Deebank.....	17	18	Brit.	Mersey Paper Co.	Liverpool, Eng.	Sydney, Aus'lia.	(¹⁷)	4,657
Mercury Sun ⁹	17	17	Amer.	Gulf Refining Co.	Chester, Pa.	S. Francisco, Cal.	Ballast.....	
Sambu ¹⁰	16	17	Pan.	Elliot Ship. & Land Co.	Cristobal, C.Z.	David, R.P.	Kerosene.....	77
Bennekom.....	17	18	Neth.	Royal Neth. S.S. Co.	Hamburg, Ger.	Corral, Chile.	General.....	1,173
Hannibal ¹¹	16		Amer.	U.S. Navy.....	Norfolk, Va.	Balboa, C.Z.	Ballast.....	
Edward Luckenbach.	18	18	Amer.	Luckenbach Line.....	Boston, Mass.	Tacoma, Wash.	General.....	1,756
Lundby ¹²	18	18	Dan.	A/S Motortramp.....	London, Eng.	Los Angeles, Cal.	Ballast.....	
Taijin Maru ¹³	17	18	Jap.	Ocean Transport Co.	Savannah, Ga.	Vancouver, B.C.	Ballast.....	
Valverde.....	17	18	Ital.	Soc. Italiana de Nav.	Philadelphia, Pa.	Ant'fagasta, Chile	Ballast.....	
Queen City.....	18	18	Brit.	States Marine Corp.	Tampa, Fla.	Osaka, Japan.	(¹⁸)	7,700
Trematon.....	18	19	Brit.	Hain Steamship Co.	Nuevitas, Cuba.	Hongkong, China	Sugar.....	7,100
No. 223 ¹⁴			Amer.	U.S. Navy.....	Cristobal, C.Z.	Balboa, C.Z.	Ballast.....	
No. 353 ¹⁵			Amer.	U.S. Navy.....	Cristobal, C.Z.	Balboa, C.Z.	Ballast.....	
Brandanger ¹⁶	18	19	Nor.	Westfal, Larsen & Co.	Rosario, Arg.	Vancouver, B.C.	General.....	3,020
Marie Bakke ¹⁷	18	19	Nor.	Knut Knutsen O.A.S.	Goth'burg, Swed.	Valparaiso, Chile.	General.....	2,191
President Johnson.	19	19	Amer.	Dollar Line.....	New York, N.Y.	S. Francisco, Cal.	Mach'y, gen.	3,046
Quebec City.....	19	19	Brit.	Reardon-Smith Line.	Cardiff, Eng.	Vancouver, B.C.	Ballast.....	
Tijuca ¹⁸	19	19	Nor.	Wilh. Wilhelmsen.	Swansea, Eng.	Los Angeles, Cal.	Ballast.....	
Sorvard.....	17	19	Nor.	Longis. Mach. & Eq. Co.	Jacksonville, Fla.	Moji, Japan.	Scrap iron.....	6,531
Kinai Maru ¹⁹	19	19	Jap.	Osaka Shosen Kaisha.	Savannah, Ga.	Kobe, Japan.	Gen. cotton.....	5,908
Ionie Star.....	19	19	Brit.	Blue Star Line.....	Newcastle, Eng.	Vancouver, B.C.	Ballast.....	
Absaroka.....	18	20	Amer.	McCormick S.S. Co.	Philadelphia, Pa.	Seattle, Wash.	(¹⁹)	2,680
Santa Maria ²⁰	18	20	Amer.	Grace Line.....	New York, N.Y.	Valparaiso, Chile.	General.....	1,744
C. A. Canfield ²¹	19	19	Amer.	Standard Ship. Co.	New York, N.Y.	Los Angeles, Cal.	Ballast.....	
Santa Teresa.....	19	20	Amer.	Panama Mail S.S. Co.	Philadelphia, Pa.	S. Francisco, Cal.	General.....	2,922
Sambu ²²	18	19	Pan.	Elliot Ship. & Land Co.	Cristobal, C.Z.	Balboa, C.Z.	Ballast.....	
J-10 ²³			Amer.	U.S. Army.....	Cristobal, C.Z.	Balboa, C.Z.	Ballast.....	
No. 101 ²⁴			Amer.	U.S. Army.....	Cristobal, C.Z.	Balboa, C.Z.	Ballast.....	
Tacoma.....	19	20	Ger.	Hamburg-Amer. Line.	Hamburg, Ger.	Portland, Oreg.	General.....	4,855
Reynolds.....	19	20	Brit.	Bolton S.S. Co.	Baltimore, Md.	Taital, Chile.	Ballast.....	
Fella ²⁵	19	20	Ital.	Nav. Libera Triestina	Venice, Italy.	Vancouver, B.C.	General.....	1,815
Robin Goodfellow	20	20	Amer.	Luckenbach Gulf Co.	Houston, Tex.	Tacoma, Wash.	(²⁰)	4,015
Innesmoor ²⁶	20	20	Brit.	J. J. Moore & Co.	Marsilles, France	Vancouver, B.C.	Ballast.....	
San Gil.....	20	20	Pan.	United Fruit Co.	Mobile, Ala.	Pto. Arm'les, R.P.	Ballast.....	
LaPlata Maru ²⁷	20	20	Jap.	Osaka Shosen Kaisha.	Montevideo, Uru.	Kobe, Japan.	General.....	3,612
Salinas ²⁸	17	20	Amer.	U.S. Navy.....	Cristobal, C.Z.	Los Angeles, Cal.	Ballast.....	
W. S. Miller ²⁹	20	20	Amer.	Shell Oil Co.	Fall River, Mass.	S. Francisco, Cal.	Ballast.....	
Atelmonarch ³⁰	20	20	Brit.	Nisbo Co.	Hull, England.	S. Luis Obispo, Cal.	Ballast.....	
La Paz ³¹	20	21	Brit.	Pacific Steam Nav. Co.	Hull, England.	Valparaiso, Chile.	General.....	2,585
Arizona.....	20	21	Amer.	Amer.-Hawaiian Line.	Boston, Mass.	Portland, Oreg.	General.....	1,582
Oakmar.....	20	21	Amer.	Calmar Line.....	Baltimore, Md.	Seattle, Wash.	Steel, gen.....	8,243
Durazzo.....	13	21	Ger.	Hamburg-Amer. Line.	Cristobal, C.Z.	Guayaquil, Equa.	General.....	242
Hororata.....	21	21	Brit.	N.Z. Shipping Co.	London, Eng.	N. Plymouth, N.Z.	General.....	3,247
Brynje ³²	21	21	Nor.	Canadian Transp. Co.	St. Pierre Mique'n	N. West'r, B.C.	Whisky.....	707
Stensby ³³	21	21	Dan.	Canadian Transp. Co.	Pto. Colombia.	Vancouver, B.C.	Ballast.....	
Clarissa Radcliffe.	21	22	Brit.	Nitrate Corporation.	Baltimore, Md.	Arica, Chile.	Ballast.....	
Chas. H. Cramp.	22	22	Amer.	Aergonaut S.S. Line.	New York, N.Y.	Seattle, Wash.	(²¹)	1,688
Siljestad ³⁴	22	22	Nor.	Pern Line.....	Houston, Tex.	Japan.....	Gen., cotton.....	5,618
Corsair ³⁵	22	22	Amer.	J. P. Morgan.....	New York, N.Y.	Galapagos Is.	Ballast.....	
Wilkeno.....	22	22	Amer.	Williams S.S. Corp.	Baltimore, Md.	Seattle, Wash.	General.....	951
Utacarbon ³⁶	22	23	Amer.	Union Oil Co.	Boston, Mass.	Los Angeles, Cal.	Ballast.....	
Sveajarl ³⁷	22	23	Swed.	Knutsen Line.....	Goth'burg, Swed.	Los Angeles, Cal.	Ballast.....	

¹ Tanker. ² Motor ship. ³ Motor schooner. ⁴ Launch. ⁵ Yacht. ⁶ Survey ship.
⁷ Sub-chaser. ⁸ General, coal, lubricating oil. ⁹ La Romana, Santo Domingo. ¹⁰ Newspaper paper.
¹¹ Cotton, phosphate. ¹² Iron, steel, general. ¹³ Steel, corn, general. ¹⁴ Lubricating oil, general.

ATLANTIC TO PACIFIC—Continued

Ship	Date arrived	Date cleared	Nationality	Line (Charterer or operator)	Port		Cargo	
					From—	For—	Nature	Tons
J. M. Danziger ¹	22	23	Amer.	Standard Ship. Co.	New York, N.Y.	Los Angeles, Cal.	Ballast.
New Westminster City.	23	23	Brit.	Reardon Smith Line.	Galveston, Tex.	Kobe, Japan.	(¹⁶)	7,895
Hakubasan Maru ²	23	23	Jap.	Mitsui Bussan Kaisha	Hopewell, N.J.	Moji, Japan.	Cotton, gen.	6,880
Niel Maersk ³	23	23	Dan.	Isbrandtsen Moller.	Boston, Mass.	Ilolo, P.I.	General.	6,980
Missourian ⁴	23	23	Amer.	Amer.-Hawaiian Line.	Boston, Mass.	Seattle, Wash.	General.	1,804
Alaska	23	23	Fr.	French Line.	Havre, France.	Valparaiso, Chile.	Nitrates, gen.	913
President Herrenschmidt ⁵	23	24	Nor.	Pechelbronn	Antwerp, Belg.	Talara, Peru.	Ballast
Manatawny	23	24	Amer.	The Barrett Co.	New York, N.Y.	S. Francisco, Cal.	Croosote oil.	3,953
Knoxville City	24	24	Amer.	Isthmian S.S. Lines.	Baltimore, Md.	Kahului, T.H.	General.	3,931
Janeta.	24	24	Brit.	MacLay & McIntyre.	Greenock, Eng.	Vancouver, B.C.	Ballast
Steel Worker.	24	24	Amer.	Isthmian S.S. Lines.	Portland, Me.	Seattle, Wash.	General.	3,712
Albion Star.	24	24	Brit.	Blue Star Line.	Tyne, England.	Seattle, Wash.	Ballast
F. W. Abrams ⁶	24	24	Amer.	Standard Ship. Co.	New York, N.Y.	Los Angeles, Cal.	Ballast
Helen Whittier.	24	24	Amer.	Arrow Line.	New York, N.Y.	Seattle, Wash.	General.	2,000
Standard ⁷	24	24	Amer.	Standard Oil Co.	Charleston, S.C.	Los Angeles, Cal.	Ballast
El Soná ⁸	23	24	Pan.	N. Pinel	Cristobal, C.Z.	Balboa, C.Z.	Ballast.
Sambu ⁹	23	24	Pan.	Elliot Ship. & Land Co.	Cristobal, C.Z.	Balboa, C.Z.	Ballast.
Real ¹⁰	23	24	Pan.	Elliot Ship. & Land Co.	Cristobal, C.Z.	Pto. Arm'les, R.P.	General.	35
San Vincente	24	25	Amer.	Quaker Line.	New York, N.Y.	Seattle, Wash.	General.	2,054
President McKinley.	25	26	Amer.	American Mail Line.	New York, N.Y.	Manila, P.I.	(¹⁷)	1,349
Dorothy Luckenbach.	24	25	Amer.	Luckenbach Line.	Providence, R.I.	Seattle, Wash.	General.	2,569
Republic ¹¹	24	26	Amer.	U.S. Army.	Brooklyn, N.Y.	Honolulu, T.H.	General.	1,610
H. M. Storey ¹²	24	25	Amer.	James B. Berry Sons.	Tiverton, R.I.	Los Angeles, Cal.	Ballast.
Charles R. McCormick.	24	25	Amer.	McCormick S.S. Co.	Norfolk, Va.	Los Angeles, Cal.	Steel, gen.	2,667
Herman F. Whi-on.	25	25	Amer.	Texas Gulf Sul. Co.	Galveston, Tex.	Bellingham, Wash.	Crude sul'r.	7,350
Thurland Castle ¹³	25	25	Brit.	Barber Line.	New York, N.Y.	Kobe, Japan.	(¹⁸)	4,789
Nordfarer ¹⁴	25	25	Dan.	Anglo-Can. Ship. Co.	Glasgow, Scot.	Vancouver, B.C.	General.	391
Porta.	24	25	Ger.	North German Lloyd.	Bremen, Ger.	San Antonio, Chile	General.	3,261
Halsey ¹⁵	25	26	Amer.	Shell Oil Co.	Sewaren, N.J.	Los Angeles, Cal.	Ballast.
Stella Polaris ¹⁶	26	27	Nor.	(¹⁹)	New York, N.Y.	Monaco.	(²⁰)
Virginia.	26	26	Amer.	Panama-Pacific Line.	New York, N.Y.	S. Francisco, Cal.	General.	2,298
Nitro ²¹	25	28	Amer.	U.S. Navy.	Norfolk, Va.	Los Angeles, Cal.	Navy stores.	3,218
Drecht dyk ²²	23	26	Neth.	N. Pacific Coast Line.	Rotterdam, Neth.	Portland, Oreg.	Ballast.	685
Belnor ²³	26	26	Nor.	Christen Smith.	Newport, Eng.	Portland, Oreg.	Ballast.
California Express. ²⁴	26	26	Nor.	Fruit Express Line.	Goth'burg, Swed.	Seattle, Wash.	Ballast.
Silvercypress ²⁵	26	26	Brit.	Kerr S.S. Co.	Boston, Mass.	Hongkong, China	General.	1,921
City of Bagdad.	26	26	Brit.	Ellerman-Bucknall.	New York, N.Y.	Shanghai, China.	General.	3,048
Istmo.	25	28	Pan.	Elliot Ship. & Land Co.	Cristobal, C.Z.	B'ventura, Col.	General.	200
San Blas.	26	27	Pan.	United Fruit Co.	Mobile, Ala.	Pto. Arm'les, R.P.	Ballast.
Glenbank ²⁶	27	27	Brit.	Andrew Weir & Co.	Liverpool, Eng.	Los Angeles, Cal.	Ballast.
Rangitiki ²⁷	27	28	Brit.	N.Z. Shipping Co.	London, Eng.	Wellington, N.Z.	General.	2,417
Salvador.	20	27	Brit.	Pacific Steam Nav. Co.	Cristobal, C.Z.	Champ'ico, Guat.	General.	550
San Mateo.	27	27	Amer.	United Fruit Co.	Brooklyn, N.Y.	Guayaquil, Ecuador	Ballast.
Chester Sun ²⁸	27	27	Amer.	Sun Oil Co.	Perth Amboy, N.J.	Los Angeles, Cal.	Ballast.
Clearton.	27	28	Brit.	R. Chapman & Son.	Tyne, England.	Vancouver, B.C.	Ballast.
Benny Havensoh ²⁹	27	28	Amer.	Robt. F. Fulton.	Cristobal, C.Z.	Balboa, C.Z.	Ballast.
Santa Lucia.	27	28	Amer.	Panama Mail S.S. Co.	Philadelphia, Pa.	Seattle, Wash.	Coffee, gen.	2,989
Orazio ³⁰	27	28	Ital.	Italian Line.	Genoa, Italy.	Valparaiso, Chile.	General.	1,108
William Green ³¹	27	28	Amer.	Standard Ship. Co.	Aruba, D.W.I.	Los Angeles, Cal.	Fuel oil.	3,838
Point Chico.	27	28	Amer.	Swayne & Hoyt.	Houston, Tex.	Seattle, Wash.	General.	2,637
Oregonian.	28	28	Amer.	Amer.-Hawaiian Line.	Boston, Mass.	Portland, Oreg.	General.	1,708
Bonzo ³²	28	28	Nor.	Amer. Com'l'hol Co.	Guayabal, Cuba.	S. Francisco, Cal.	Molasses.	7,587
Borgestad ³³	28	28	Nor.	Canadian Transp. Co.	Botwood, New'd.	Tacoma, Wash.	General.	5,727
Cal.	20	29	Ger.	North German Lloyd.	Cristobal, C.Z.	Guayaquil, Ecuador	General.	228
Port Adelaide.	28	28	Brit.	Com'l'th & Dom. Line	Philadelphia, Pa.	Fremantle, A'u'lia	General.	4,721
Point Lobos.	28	28	Amer.	Swayne & Hoyt.	Galveston, Tex.	Vancouver, B.C.	Sulphur, gen.	4,651
Baru ³⁴	27	28	Pan.	Elliot Ship. & Land Co.	Cristobal, C.Z.	Balboa, C.Z.	Ballast.
Toba Maru.	28	28	Jap.	Nippon Yusen Kaisha	New York, N.Y.	Kobe, Japan.	General.	8,200
Santa Isabel.	27	28	Amer.	Grace Line.	New York, N.Y.	San Antonio, Chile	General.	2,624
Sambu ³⁵	27	28	Pan.	Elliot Ship. & Land Co.	Cristobal, C.Z.	Balboa, C.Z.	Ballast.
Retriever ³⁶	28	28	Amer.	U.S. Navy.	Cristobal, C.Z.	Balboa, C.Z.	Ballast.
Lubrico ³⁷	28	29	Amer.	Standard Oil Co.	Tampico, Mexico	S. Francisco, Cal.	Pet. products	9,000
Cities Service Ohio. ³⁸	28	29	Amer.	Cities Ser. Trans. Co.	Tampa, Fla.	S. Francisco, Cal.	Ballast.
Cerigo.	27	29	Ger.	Hamburg-Amer. Line.	Cristobal, C.Z.	B'ventura, Col.	General.	50
San Jose.	29	29	Fr.	French Line.	Havre, France.	Vancouver, B.C.	General.	2,288
Nyanza.	29	29	Brit.	MacLay & McIntyre.	Barry, Eng.	Ant'fagasta, Chile	Ballast.
Kishacoquillas.	29	30	Amer.	U.S. Tankship Corp.	New Orleans, La.	Honolulu, T.H.	Ballast.
J-10 ³⁹	29	29	Amer.	U.S. Army.	Cristobal, C.Z.	Gatun, C.Z.	Ballast.
J-26 ⁴⁰	29	29	Amer.	U.S. Army.	Cristobal, C.Z.	Gatun, C.Z.	Ballast.

¹ Tanker. ² Motor ship. ³ Motor schooner. ⁴ Launch. ⁵ Transport. ¹¹ Auxiliary.
¹⁴ Crane. ¹⁵ Det. Bergenske Dampskibsselskab. ¹⁶ Cotton, scrap iron, etc. ¹⁷ General, machinery, glass.
¹⁸ General, scrap iron. ¹⁹ Passengers.

ATLANTIC TO PACIFIC—Continued

Ship	Date arrived	Date cleared	Nationality	Line (Charterer or operator)	Port		Cargo	
					From—	For—	Nature	Tons
El Sonar ¹	28	29	Pan.	N. Pinel	Cristobal, C.Z.	Balboa, C.Z.	Ballast
Libertador ¹	28	29	Pan.	N. Pinel	Cristobal, C.Z.	Balboa, C.Z.	Ballast
Fernbrook ¹	30	30	Nor.	Fern Line	Mobile, Ala.	Moji, Japan	Serap iron	972
F. H. Hillman ¹	30	30	Amer.	Standard Oil Co.	Providence, R.I.	Los Angeles, Cal.	Ballast
Samuel Bakke ¹	30	30	Nor.	Scand.-So. Pac. Line	Oslo, Norway	Arica, Chile	General	33
Kansan	30	30	Amer.	Amer.-Hawaiian Line	Boston, Mass.	Seattle, Wash.	General	1,568
Alfos	29	30	Greek	S. G. Livanos	Newcastle, Eng.	Chicama, Peru	Ballast
Havel ¹	29	30	Ger.	North German Lloyd	Hamburg, Ger.	Vancouver, B.C.	General	2,421
Sirius ¹	29	2-2	Amer.	U.S. Navy	Norfolk, Va.	San Diego, Calif.	General	1,903
Athelqueen ¹	30	31	Brit.	United Molasses Co.	New York, N.Y.	Los Angeles, Cal.	Ballast
D. G. Seofield ¹	30	31	Amer.	Standard Oil Co.	Boston, Mass.	Los Angeles, Cal.	Ballast
Kurama Maru ¹	30	31	Jap.	Kokusai Line	New York, N.Y.	Kobe, Japan	General	7,993
Kaute Nelson ¹	30	2-1	Nor.	Fred Olsen & Co.	Oslo, Norway	Vancouver, B.C.	General	1,664
Ward ¹	30	31	Amer.	Roosevelt S.S. Co.	New York, N.Y.	Saigon, China	General	3,183
Olympia Maru ¹	31	31	Jap.	Mitsubishi Trad. Co.	Hamburg, Ger.	Hakodate, Japan	Salt	8,100
Venice Maru ¹	31	31	Jap.	Kawasaki K. Kaisha	New Orleans, La.	Los Angeles, Cal.	Ballast
Pacific Pioneer ¹	31	31	Brit.	Furness, Withy & Co.	Glasgow, Eng.	Vancouver, B.C.	General	506
Tokai Maru ¹	31	31	Jap.	Osaka Shosen Kaisha	New York, N.Y.	Shanghai-Japan	General	6,485
Tuscan Star ¹	31	31	Brit.	Blue Star Line	London, Eng.	New Zealand	Ballast
Opawa ¹	31	2-1	Brit.	N.Z. Shipping Co.	Falmouth, Eng.	N. Plymouth, N.Z.	Ballast
Beaconhill ¹	31	1	Amer.	Standard Ship. Co.	Wilmington, N.C.	San Diego, Calif.	Ballast
Perene	31	1	Peru	C.P.V.D.	Iquitos, Peru	Callao, Peru	Lum'r, gen.	801
Wirral	31	1	Brit.	Federal Ship. Co.	Cardiff, Eng.	Sydney, Aus'lia	General	4,601
Moldanger	31	1	Nor.	Westfal, Larsen & Co.	Rotterdam, Neth.	Vancouver, B.C.	Passengers
W. S. Rheem ¹	31	1	Amer.	Standard Ship. Co.	Providence, R.I.	Los Angeles, Cal.	Ballast
Ryuyo Maru ¹	31	1	Jap.	Yamashita S.S. Co.	Newport, Eng.	Portland, Oreg.	Ballast
F. J. Luckenbach	2-1	1	Amer.	Luckenbach Line	Boston, Mass.	Tacoma, Wash.	General	1,921
Monkleigh	1	1	Brit.	Anglo-Canadian Co.	Barry, Eng.	Portland, Oreg.	Ballast
Indien ¹	1	1	Dan.	Orient S.S. Co.	Liverpool, Eng.	Vancouver, B.C.	General
Modavia ¹	1	1	Brit.	Donaldson Brothers	Glasgow, Eng.	Vancouver, B.C.	General	986
George W. McKnight ¹	1	1	Danz.	W. Tankerschiff Rhed'.	Kiel, Ger.	Talara, Peru	Ballast
La Brea ¹	1	2	Amer.	Union Oil Co.	Baltimore, Md.	Los Angeles, Cal.	Ballast
Normanstar	1	2	Brit.	Blue Star Line	London, Eng.	Vancouver, B.C.	Ballast
President Monroe	2	2	Amer.	Dollar Line	New York, N.Y.	S. Francisco, Cal.	General	2,920
Valdres	2	1	Ital.	Lloyd Mediterranean	Liverpool, Eng.	Tocopilla, Chile	Ballast
Denmark Maru	2	2	Japan	Kawasaki K. Kaisha	Norfolk, Va.	Los Angeles, Cal.	Ballast
Balboa ¹	2	2	Swed.	Johnson Line	Stockholm, Swed.	Hilo, P.I.	(¹⁵)	8,487
Santa Barbara ¹	1	3	Amer.	Grace Line	New York, N.Y.	Valparaiso, Chile	General	2,746
Santa Cecilia	2	3	Amer.	Panama Mail S.S. Co.	New York, N.Y.	S. Francisco, Cal.	General	1,511
Matakana	2	3	Brit.	Shaw, Savill & Albion	Glasgow, Eng.	Bluff, N.Z.	General	5,537
Memphis City	3	3	Amer.	Isthmian S.S. Lines	Swansea, Eng.	Vancouver, B.C.	General	5,894
Tekoa	3	3	Brit.	N.Z. Shipping Co.	Liverpool, Eng.	Auckland, N.Z.	Ballast
San Gil	3	3	Pan.	United Fruit Co.	Mobile, Ala.	Guayaquil, Ecuador	Ballast
Niederwald	3	4	Ger.	Hamburg-Amer. Line	Hamburg, Ger.	Magallanes, Chile	General	2,416
India ¹	3	4	Dan.	East Asiatic Co.	Copenhagen, Den.	Vancouver, B.C.	Ballast
Istmo	3	4	Pan.	Elliot Ship. & Land Co.	Cristobal, C.Z.	B'ventura, Col.	General	100
Hegira	3	4	Amer.	Pac. Coast Dir. Line	Boston, Mass.	Seattle, Wash.	General	604
Athelregent ¹	3	4	Brit.	H. P. Drewry	Havre, France	La Libertad, Ecu.	Ballast
Edgehill	4	4	Amer.	Lykes Bros. Ripley	Mobile, Ala.	Kobe, Japan	General	6,302
Ninna	4	4	Dan.	J. Lauritzen	Glasgow, Eng.	Seattle, Wash.	Ballast
Florence Luckenbach	4	4	Amer.	Luckenbach-Gulf Co.	Houston, Tex.	Seattle, Wash.	General	5,600
Nevadan	4	4	Amer.	Amer.-Hawaiian Line	Boston, Mass.	Portland, Oreg.	General	1,734
Vernar	4	4	Amer.	Calmar S.S. Corp.	Baltimore, Md.	Seattle, Wash.	Steel, gen.	7,343
Ontarolite ¹	4	4	Brit.	Standard Oil Co.	Caripito, Venez.	Tocopilla, Chile	Oil	11,950
Cerigo	3	4	Ger.	Hamburg-Amer. Line	Cristobal, C.Z.	Guayaquil, Ecuador	General	298
San Rafael	4	4	Amer.	States S.S. Co.	New York, N.Y.	Seattle, Wash.	General	2,102
Gulferest ¹	4	5	Amer.	Gulf Refining Co.	New York, N.Y.	Los Angeles, Cal.	Ballast
Teal ¹	5	5	Amer.	U.S. Navy	Cristobal, C.Z.	Balboa, C.Z.	(¹⁶)
Timber Rush	4	5	Amer.	Shepard S.S. Co.	Albany, N.Y.	Portland, Oreg.	General	6,148
Swiftagle	5	5	Amer.	Shell Oil Co.	Philadelphia, Pa.	Los Angeles, Cal.	Ballast
Sidney M. Hauptman	4	5	Amer.	McCormick S.S. Co.	Norfolk, Va.	Tacoma, Wash.	General	2,136
Steel Trader	5	5	Amer.	Isthmian S.S. Lines	Baltimore, Md.	Hawaiian Islands	Ballast
Attika	5	5	Ger.	North German Lloyd	Bremen, Ger.	Guaymas, Mex.	Ballast
Doric Star	4	6	Brit.	Blue Star Line	Tyne, Eng.	Wellington, N.Z.	Ballast
American Oriole	5	5	Amer.	General Chemical Co.	Freeport, Tex.	Oakland, Calif.	Sulphur	7,500
Willmote	5	5	Amer.	Williams S.S. Line	Baltimore, Md.	Seattle, Wash.	General	1,595
Kreta	5	6	Ger.	Hamburg-Amer. Line	Hamburg, Ger.	Guayaquil, Ecuador	General	770
Barneveid	5	6	Neth.	Royal Neth. S.S. Co.	Hamburg, Ger.	Corral, Chile	General	926
Nyhorn ¹	5	6	Nor.	Cascade Line	Elsinore, Den.	Los Angeles, Cal.	Ballast
Wilhelm A. Riedemann ¹	5	6	Ger.	Anglo-Amer. Oil Co.	New York, N.Y.	Talara, Peru	Ballast
Maron ¹	6	6	Brit.	Alfred Holt & Co.	Boston, Mass.	Yokohama, Jap.	Asbestos, wax	3,783
Svealand	6	6	Swed.	Ore S.S. Corp.	Baltimore, Md.	Cruz Gr'de, Chile	Ballast
Everleigh	6	6	Brit.	Canadian Transp. Co.	Cardiff, Eng.	Vancouver, B.C.	Ballast

¹ Tanker.² Motor ship.³ Motor schooner.⁵ Launch.¹⁰ Minesweeper.¹³ Auxiliary.¹⁴ Crane.¹⁵ Fertilizer and pulp.¹⁶ Towing barge.

ATLANTIC TO PACIFIC—Continued

Ship	Date arrived	Date cleared	Nationality	Line (Charterer or operator)	Port		Cargo	
					From—	For—	Nature	Tons
Canadian Challenger	6	6	Brit...	Can. Nat. Steamships.	Halifax, N.S....	Lyttleton, N.Z...	General....	3,943
Lapwing ¹⁰	6	7	Amer.	U.S. Navy.	Cristobal, C.Z.	Balboa, C.Z.	Ballast	
West Camargo	6	7	Amer.	McCormick S.S. Co.	Buenos Aires, Arg.	Vancouver, B.C.	Coffee, cocoa	3,683
Hindanger ¹	6	7	Nor.	Intercean S.S. Corp	Rotterdam, Neth.	Vancouver, B.C.	Ballast	
Yahiko Maru ²	6	7	Jap.	Mitsui & Co.	Savannah, Ga.	Yawata, Japan	(¹²)	2,350
Port Alma ³	6	7	Brit.	Com'lth & Dom. Line.	Glasgow, Eng.	Dunedin, N.Z.	General	615
Columbian	7	7	Amer.	Amer.-Hawaiian Line.	Boston, Mass.	Seattle, Wash.	General	1,536
Caroline Maersk ¹	7	7	Dan.	A. P. Moller.	Maurer, N.J.	Los Angeles, Cal.	Ballast	
Cape Comorin	7	7	Brit.	Freeport Sulphur Co.	Freeport, Tex.	Auckland, N.Z.	Sulphur	6,000
Baru ²	6	7	Pan.	Elliot Ship. & Land Co.	Cristobal, C.Z.	Pto. Arm's, R.P.	General	65
Real ³	6	7	Pan.	Elliot Ship. & Land Co.	Cristobal, C.Z.	Balboa, C.Z.	Ballast	
Sambu ³	6	7	Pan.	Elliot Ship. & Land Co.	Cristobal, C.Z.	Balboa, C.Z.	Ballast	
Tai Shan ²	7	8	Pan.	Barber Line	Norfolk, Va.	Kobe, Japan	(¹⁴)	4,364
Pasajero ³	6	8	Hond.	Francisco Beltram.	Truxillo, Hond.	S. Lorenzo, Hond.	Furniture	2
President Pierce	8	9	Amer.	Dollar Line	New York, N.Y.	S. Francisco, Cal.	(¹⁵)	2,268
Walter A. Luckenbach	8	8	Amer.	Luckenbach Line	Boston, Mass.	Seattle, Wash.	General	2,911
S. C. T. Dodd ¹	8	8	Amer.	J. B. Berry Sons.	Tiverton, R.I.	Los Angeles, Cal.	Ballast	
Penelope ²	8	8	Danz.	W. Tank Schiff Rhed'i	Hamburg, Ger.	Talara, Peru	Ballast	
Laertes	8	8	Neth.	Ned. Steam't Mart'py	Mobile, Ala.	Osaka, Japan	(¹⁶)	5,452
Tisnaren ²	8	8	Swed.	Transatlantic S.S. Co.	Southamp'n, Eng	Vancouver, B.C.	Ballast	
Victoria City	8	8	Brit.	Reardon Smith Line.	Barry, Eng.	Los Angeles, Cal.	Ballast	
Nosa King	8	9	Amer.	N.O. & S.A. Line.	Norfolk, Va.	Ant'fagasta, Chile	(¹⁷)	305
San Francisco ³	8	9	Ger.	Hamburg-Amer. Line.	Hamburg, Ger.	Vancouver, B.C.	General	669
Tamara	8	9	Brit.	Shaw, Savill & Albion	London, Eng.	Auckland, N.Z.	General	5,220
Pennsylvania	8	9	Amer.	Panama-Pacific Line.	New York, N.Y.	S. Francisco, Cal.	General	2,045
E. J. Bullock ¹	8	9	Amer.	Standard Ship. Co.	Aruba, D.W.I.	Los Angeles, Cal.	Ballast	
Charles Nelson	8	9	Amer.	Nelson Line	New York, N.Y.	Seattle, Wash.	Cool, gen.	2,516
W. C. Teagle ²	8	9	Amer.	Standard Ship. Co.	New York, N.Y.	Los Angeles, Cal.		
Dinteldijk ³	8	9	Neth.	Holland-Amer. Line.	Rotterdam, Neth.	Vancouver, B.C.	General	1,323
Induna	9	9	Amer.	DuPont Powder Co.	Liverpool, Eng.	Ant'fagasta, Chile	Ballast	
Beaconstar ²	9	9	Amer.	Standard Ship. Co.	New York, N.Y.	Talara, Peru	Ballast	
Boren	9	9	Swed.	Transatlantic S.S. Co.	Norfolk, Va.	Los Angeles, Cal.	Ballast	
Tacoma City	9	9	Brit.	States Marine Corp.	Beaumont, Tex.	Shanghai, China.	(¹⁸)	7,880
Flint No. 2	9	9	Nor.	DuPont Powder Co.	Newcastle, Eng.	Ant'fagasta, Chile	Ballast	
Loreto ²	9	9	Brit.	Pacific Steam Nav. Co.	Hull, Eng.	Corral, Chile	General	4,594
Steel Navigator	9	10	Amer.	Isthmian S.S. Co.	Baltimore, Md.	Hilo, P.I.	General	8,229
Acajutla	3	10	Brit.	Pacific Steam Nav. Co.	Cristobal, C.Z.	Champ'ico, Guat.	General	300
Chatton	9	10	Brit.	Brantingham S.S. Co.	Newcastle, Eng.	Mazatlan, Mex.	Ballast	
Washington ²	9	10	Fr.	French Line	Antwerp, Belg.	Vancouver, B.C.	General	2,976
Middlesex	9	10	Brit.	Federal Steam Nav. Co.	Glasgow, Eng.	New Zealand	Ballast	
Harpoon	9	10	Amer.	Shepard S.S. Co.	N. Bedford, Conn	Seattle, Wash.	General	4,101
Florida	9	10	Fr.	French Line	Havre, France	Talcahuano, Chile	General	851
Villager ²	9	10	Nor.	Intercean S.S. Corp.	Rotterdam, Neth.	Vancouver, B.C.	Ballast	
Invercorrie ²	10	10	Venez.	Lago Shipping Corp.	Aruba, D.W.I.	B'ventura, Col.	Gasoline	1,050
Maylayan Prince ²	9	10	Brit.	Prince Line	New York, N.Y.	Shanghai, China.	General	3,977
Archangelos	9	10	Gr.	S. Livanos & Co.	Cardiff, Eng.	Ant'fagasta, Chile	Cool, coke	6,308
Fordeford ²	9	10	Nor.	Chilean Nitrate Corp.	Wilmington, N.C.	Iquique, Chile.	Ballast	
San Blas	10	10	Pan.	United Fruit Co.	Mobile, Ala.	Guayaquil, Ecuador	Ballast	
Hussar ⁶	10	11	Amer.	E. F. Hutton.	Miami, Fla.	Pacific coast.	Ballast	
Santa Rita ²	9	11	Amer.	Grace Line	New York, N.Y.	Valparaiso, Chile.	General	2,362
Ohioan	10	10	Amer.	Amer.-Hawaiian Line.	Boston, Mass.	Portland, Oreg.	General	1,636
Tilthorn	10	10	Nor.	Nitrate Sales Corp.	Bergen, Norway	Tocopilla, Chile.	Ballast	
Santa Paula	10	11	Amer.	Panama Mail S.S. Co.	New York, N.Y.	S. Francisco, Cal.	Gen., coffee	2,075
Point Caleta	11	11	Amer.	Gulf-Pacific Line.	Houston, Tex.	Seattle, Wash.	(¹⁹)	3,803
Demeterton	11	11	Brit.	Dale & Co.	Tyne, Eng.	Vancouver, B.C.	Ballast	
Abraham Lincoln ²	11	12	Nor.	Fred Olsen & Co.	Oslo, Norway	Vancouver, B.C.	General	3,443
Manizales	4	11	Ger.	North German Lloyd.	Cristobal, C.Z.	Guayaquil, Ecuador	General	273
William Rockefeller ²	11	11	Amer.	Standard Ship. Co.	New York, N.Y.	Los Angeles, Cal.	Ballast	
Pacific Reliance ²	11	12	Brit.	Furness, Withy & Co.	Manchester, Eng.	Vancouver, B.C.	General	674
Naples Maru	12	12	Jap.	Kokusai Line.	Tampa, Fla.	Osaka, Japan.	(²⁰)	7,716
Arandora Star	12	13	Brit.	Blue Star Line.	South'pton, Eng.	Honolulu, T.H.	Passengers	
Imlay ¹	12	12	Amer.	Standard Ship. Co.	New York, N.Y.	Los Angeles, Cal.	Ballast	
Anna Maersk ²	12	12	Dan.	A. P. Moller	Boston, Mass.	Cebu, P.I.	General	5,159
Spreewald ²	11	12	Ger.	Hamburg-Amer. Line.	Hamburg, Ger.	Pt. Chicama, Peru	Ballast	
Lapwing ¹⁰	11	12	Amer.	U.S. Navy.	Cristobal, C.Z.	Balboa, C.Z.	Ballast	
Uyo Maru ²	12	13	Jap.	Kawasaki K. Kaisha	Baltimore, Md.	Los Angeles, Cal.	Ballast	
Istmo	11	13	Pan.	Elliot Ship. & Land Co.	Cristobal, C.Z.	Buenav'tura, Col.	General	125
Gregalia	12	13	Brit.	Donaldson Brothers	Glasgow, Eng.	Vancouver, B.C.	General	625
Tacoma Star	13	13	Brit.	Blue Star Line.	Newcastle, Eng.	N. West'ster, B.C.	Ballast	
Pennsylvanian	13	13	Amer.	Amer.-Hawaiian Line.	Boston, Mass.	Seattle, Wash.	General	1,949
Comliehank ²	13	13	Brit.	Inter. Freightng Co.	Norfolk, Va.	Ant'fagasta, Chile	Ballast	
W. H. Libby ³	13	13	Amer.	Standard Ship. Co.	New York, N.Y.	Los Angeles, Cal.	Ballast	
Mobile City	13	13	Amer.	Isthmian S.S. Lines.	Portland, Me.	Tacoma, Wash.	Steel, gen.	5,099

¹ Tanker. ² Motor ship. ³ Motor schooner. ⁴ Yacht. ⁵ Mine sweeper. ⁶ Steel, scrap iron.
⁷ Scrap iron, general. ⁸ General, machinery. ⁹ Scrap iron, cotton. ¹⁰ Cotton, scrap iron, lead, zinc, etc.
¹¹ Cotton, scrap iron. ¹² Pipe, paper, general.

ATLANTIC TO PACIFIC—Continued

Ship	Date arrived	Date cleared	Nationality	Line (Charterer or operator)	Port		Cargo	
					From—	For—	Nature	Tons
Australind ²	13	14	Brit.	Amer.-Australian Line	Tampico, Mexico	Fremantle, Aust.	General	5,405
Nailsea Moor	13	14	Brit.	Chilean Nitrate Sales	Norfolk, Va.	Tocopilla, Chile	Ballast	
Elizabeth Kellogg	13	14	Amer.	Kellogg S.S. Co.	New York, N.Y.	Los Angeles, Cal.	Ballast	
Canadian Constructor	13	14	Brit.	Can. Nat. Steamships	Halifax, N.S.	Melbourne, Aust.	General	4,640
Barbara Cates	14		Amer.	Sudden & Christenson	Baltimore, Md.	Seattle, Wash.	General	2,457
Aladdiu ¹	14	14	Amer.	Stand. Vacuum Tr'g	New York, N.Y.	Los Angeles, Cal.	Ballast	
Feltre ²	13	14	Ital.	Italian Line	Trieste, Italy	Vancouver, B.C.	General	1,370
Tweedbank ²	14	14	Brit.	Bank Line, Ltd.	Boston, Mass.	Shanghai, China	General	2,337
Tsuyama Maru	14	14	Jap.	Nippon Yusen Kaisha	Boston, Mass.	Dairen, Manch'ia	Gen., cotton	7,802
Fernhill ²	14	14	Nor.	Fern Line	Houston, Texas	Kobe, Japan	Scrap iron	7,097
Real ²	13	14	Pan.	Elliot Ship. & Land Co.	Cristobal, C.Z.	Panama, R.P.	Ballast	
Sambu ²	13	14	Pan.	Elliot Ship. & Land Co.	Cristobal, C.Z.	Panama R.P.	Ballast	
Gen. Wm. M. Graham ²			Amer.	U. S. Army	Cristobal, C.Z.	Pedro Miguel, C.Z.	Ballast	
Pres. Van Buren	15	15	Amer.	Dollar Line	New York, N.Y.	S. Francisco, Cal.	General	2,549
Ramapo ²	15		Amer.	U.S. Navy	Norfolk, Va.	San Diego, Cal.	Navy cargo	
Valparaiso	15	15	Chil.	Cia Chilean Intero'ica	St. Lucia, B.W.I.	Arica, Chile	Ballast	
Harold Walker ²	15	15	Amer.	Standard Ship. Co.	Providence, R.I.	Los Angeles, Cal.	Ballast	
Este ²	14	15	Ger.	North German Lloyd	Bremen, Ger.	Los Angeles, Cal.	General	2,116
Elisha Walker ²	15	15	Amer.	Standard Ship. Co.	Baltimore, Md.	Los Angeles, Cal.	Ballast	
Vernon City	15	16	Brit.	Reardon Smith Line	Houston, Texas	Shanghai, China	General	7,341

PACIFIC TO ATLANTIC

Orville Harden ²	15	16	Danz.	Baltic-Amer. Pet. Co.	Talara, Peru	Le Havre, France	Crude oil	16,187
Delftdijk ²	15	16	Neth.	N. Pacific Coast Line	Vancouver, B.C.	Rotterdam, Neth.	General	9,560
San Blas	16		Pan.	United Fruit Co.	Pto. Arm's, R.P.	Mobile, Ala.	Bananas	1,200
Baru ²	16	17	Pan.	Elliot Ship. & Land Co.	El Real, R.P.	Cristobal, C.Z.	Bananas	105
Sambu ²	16	17	Pan.	Elliot Ship. & Land Co.	Darien, R.P.	Cristobal, C.Z.	Bananas	21
Mathew Luckenbach	16	16	Amer.	Luckenbach Gulf Co.	Seattle, Wash.	Mobile, Ala.	General	6,098
Pomona	16	16	Amer.	Weyerhaeuser S.S. Co.	Seattle, Wash.	Boston, Mass.	Lumber, gen.	10,000
Geo. H. Jones ²	16	17	Amer.	Standard Ship. Co.	Los Angeles, Cal.	Chelsea, Mass.	Fuel oil	10,876
Ranapo ²	13	17	Amer.	U.S. Navy	Los Angeles, Cal.	Norfolk, Va.	Fuel oil	11,259
Gulferest ²	16	16	Amer.	Gulf Refining Co.	Los Angeles, Cal.	New York, N.Y.	Fuel oil	14,386
Nordbo ²	16	16	Dan.	Anglo-Can. Ship. Co.	Vancouver, B.C.	Manchester, Eng.	(¹)	7,641
Atlanta City	16	17	Amer.	Isthmian S.S. Lines	Hilo, T.H.	Baltimore, Md.	(¹)	8,702
California	16	17	Ital.	Nav. Libera Triestina	Vancouver, B.C.	Genoa, Italy	General	8,516
New Orleans ²	17	17	Amer.	Roosevelt S.S. Co.	Manila, P.I.	Baltimore, Md.	General	6,947
Salinas ²	16	20	Amer.	U.S. Navy	Los Angeles, Cal.	Cristobal, C.Z.	Gasoline	3,373
Shohai Maru ²	16	17	Jap.	Mitsui & Co.	Iloilo, P.I.	New York, N.Y.	General	5,558
Silverfr ²	17	17	Brit.	Silver Line	Manila, P.I.	New Orleans, La.	(¹)	7,670
Meton ²	17	17	Amer.	Silver Eastern Pet. Co.	Los Angeles, Cal.	Sewaren, N.J.	Kerosene	10,065
Santa Barbara ²	17	17	Amer.	Grace Line	Valparaiso, Chile	New York, N.Y.	General	4,095
Forbes Hauptman	17	17	Amer.	McCormick S.S. Co.	Pt. Town'd, Wash.	New York, N.Y.	General	5,874
Moveria ²	17	18	Brit.	Donaldson Line	Vancouver, B.C.	Glasgow, Scot.	Frozen, gen.	5,184
Californian ²	17	18	Amer.	Amer.-Hawaiian Line	Portland, Oreg.	Boston, Mass.	Lumber, gen.	9,075
Langlegorse	17	18	Brit.	Canadian Transp. Co.	Vancouver, B.C.	London, Eng.	Grain, lum'r.	7,523
Newton Beech	17	18	Brit.	J. Ridley Sons & Tully	Vancouver, B.C.	London, Eng.	Lum'r, wheat	6,797
Washington Express ²	17	18	Nor.	Fruit Express Line	N. West'r, B.C.	Hamburg, Ger.	Fresh fruit	1,966
Hindpool	18	18	Brit.	T. A. Lee & Whitmore	Vancouver, B.C.	Hull, England	Wheat	8,163
Emidio ²	18	18	Amer.	General Petroleum Co.	Los Angeles, Cal.	New York, N.Y.	(¹)	9,408
Karamea	18	19	Brit.	Shaw, Savill & Albion	N. Plymouth, N.Z.	London, Eng.	Frozen, gen.	6,700
Sambu ²	18	19	Pan.	Elliot Ship. & Land Co.	Panama, R.P.	Cristobal, C.Z.	Empty drums	4
Emergency Aid	18	18	Amer.	Pac.-Arg-Brazil Line	Seattle, Wash.	Buenos Aires, Arg.	Lumber, gen.	3,993
Yuri Mari	18	18	Jap.	Kokusai Kisen Kaisha	Pulupandan, P.I.	New Orleans, La.	Sugar	8,500
Geddington Court	18	19	Brit.	Canadian Transp. Co.	Vancouver, B.C.	Antwerp, Belg.	General	10,170
Llanover	18	19	Brit.	Chilean Nitrate Co.	Tocopilla, Chile	Azores ²	Nitrate	8,072
San Simeon	19	19	Amer.	Quaker Line	Portland, Oreg.	Philadelphia, Pa.	Lumber, gen.	5,703
Portmar	19	19	Amer.	Calmar S.S. Corp.	Portland, Oreg.	Baltimore, Md.	Lumber, gen.	5,440
Uyo Maru ²	19	20	Jap.	Kawasaki K. Kaisha	Manila, P.I.	New York, N.Y.	General	7,032
Fordeford ²	19	20	Nor.	Chilean Nitrate Corp.	Tocopilla, Chile	Savannah, Ga.	Nitrate	7,780
Sweland ²	19	20	Swed.	Ore S.S. Corp.	Cruz Gr'de, Chile	Sparrows Pt., Md.	Iron ore	21,652
Golden River	19	20	Amer.	Amer.-Hawaiian Line	Seattle, Wash.	Charleston, S.C.	Lumber, gen.	5,706
Hertford	19	20	Brit.	Federal Steam Nav. Co.	Auckland, N.Z.	Glasgow, Scot.	Frozen, gen.	6,705
Eleanor Christenson	19	20	Amer.	Sudden & Christenson	Tacoma, Wash.	Baltimore, Md.	Lumber, gen.	6,951
Gen. Wm. M. Graham ²	20		Amer.	U.S. Army	Balboa, C.Z.	Cristobal, C.Z.		
Abana ²	19	21	Ger.	North German Lloyd	Guayamas, Mex.	Bremen, Ger.	General	3,145
Salvador ²	20		Brit.	Pacific Steam Nav. Co.	Champ'ico, Guat.	Cristobal, C.Z.	General	215
Otra ²	20	20	Brit.	Shaw, Savill & Albion	Opua, N.Z.	London, Eng.	Frozen, gen.	3,661
Cal ²	20		Ger.	North German Lloyd	Guayaquil, Ecuador	Cristobal, C.Z.	General	1,068
Temple Bar	20	20	Brit.	Chilean Nitrate Co.	Iquique, Chile	Azores ²	Nitrate	7,750
Azumasan Maru	20	20	Jap.	Mitsui & Co.	Moji, Japan	New York, N.Y.	General	6,797
S. C. T. Dodd ²	20	20	Amer.	J. B. Berry Sons Co.	Los Angeles, Cal.	Tiverton, R.I.	(²)	10,150

² Tanker. ³ Motor ship. ⁴ Motor schooner. ⁵ Launch. ⁶ Mine planter. ⁷ For orders. ⁸ Lumber, wheat, general. ⁹ Sugar, pineapples. ¹⁰ Sugar, coconut oil. ¹¹ Gasoline, fuel oil. ¹² Kerosene, furnace oil.

PACIFIC TO ATLANTIC—Continued

Ship	Date arrived	Date cleared	Nationality	Line (Charterer or operator)	Port		Cargo	
					From—	For—	Nature	Tons
Chilseo ¹	20	20	Amer.	Chile S.S. Co.	Los Angeles, Cal.	Philadelphia, Pa.	Fuel oil	7,346
Katrina Luckenbach	20	21	Amer.	Luckenbach Line	Seattle, Wash.	Boston, Mass.	General	7,154
President Pierce	21	21	Amer.	Dollar Line	Manila, P.I.	New York, N.Y.	Gen., cotton	3,906
Montgomery City	20	21	Amer.	Isthmian S.S. Lines	Kahului, T.H.	Baltimore, Md.	(¹)	8,350
Tampa ²	20	21	Nor.	Canadian Transp. Co.	Vancouver, B.C.	Hull, Eng.	Lum'r, wheat	6,043
Brion	21	21	Neth.	West Indian S.S. Co.	Guayaquil, Ecuador	Cristobal, C.Z.	General	688
Katsuragi Maru ²	21	21	Jap.	Kokusai Kisen Kaisha	Manila, P.I.	New York, N.Y.	General	7,033
Panaman	21	21	Amer.	Amer.-Hawaiian Line	Portland, Oreg.	Boston, Mass.	General	5,097
Elmworth ²	21	21	Brit.	Canadian Transp. Co.	Vancouver, B.C.	Dublin, Ireland.	(¹)	8,173
Kwansai Maru ²	21	21	Jap.	Osaka Shosen Kaisha	Hilo, P.I.	Baltimore, Md.	Sugar, lum'r.	5,889
Wyoming	21	22	Fr.	French Line	Vancouver, B.C.	Antwerp, Belg.	General	7,485
Alaska	21	22	Nor.	Chilean Nit. Sales Co.	Antofagasta, Chile	Wilmington, N.C.	Nitrates	7,678
Justin	22	23	Ger.	North German Lloyd	Vancouver, B.C.	Bremen, Ger.	General	6,203
Nicoline Maersk ²	22	22	Dan.	A. P. Moller	Dairen, Man'ria	Rotterdam, Neth.	Soya beans	7,480
Santa Cecilia	22	22	Amer.	Argonaut Line	Seattle, Wash.	New York, N.Y.	General	7,722
J.A. Mowinckel ^{1, 2}	22	23	Danz.	W. Tankschiff Rhed'.	Talara, Peru	Vallo, Norway	Crude oil	16,057
Japan Arrow ²	22	23	Amer.	Stand. Vacuum Tr'p.	S. Francisco, Cal.	New York, N.Y.	Gas oil	12,722
Pennsylvania	22	23	Amer.	Panama-Pacific Line	S. Francisco, Cal.	New York, N.Y.	General	4,790
Santa Rita ²	22	23	Amer.	Grace Line	Valparaiso, Chile	New York, N.Y.	General	4,238
Tatsuno Maru	22	23	Jap.	Nippon Yusen Kaisha	Hinagan, P.I.	New York, N.Y.	General	7,638
Sambu ²	23	24	Pan.	Elliot Ship. & Land Co.	Darien, R.P.	Cristobal, C.Z.	Bananas	26
Nurtleton	22	23	Brit.	R. Chapman & Son	Vancouver, B.C.	Hull, England	Wheat	9,380
San Gil	23	23	Pan.	United Fruit Co.	Pto. Arm'les, R.P.	Mobile, Ala.	Bananas	891
Benjamin Franklin ²	23	24	Nor.	Fred Olsen & Co.	Seattle, Wash.	Oslo, Norway	General	5,305
Real ²	23	24	Pan.	Elliot Ship. & Land Co.	Darien, R.P.	Cristobal, C.Z.	Bananas	49
El Sona ²	23	24	Pan.	A. Valdes	Bayano Riv., R.P.	Cristobal, C.Z.	Bananas	45
Hardwick Grange	23	24	Brit.	Furness, Withy & Co.	Seattle, Wash.	London, Eng.	Apples, pears	4,306
Point Palmas	23	23	Amer.	Swayne & Hoyt	Seattle, Wash.	Tampa, Fla.	General	6,004
John Bakke ²	23	23	Nor.	Cascade Line	Pt. Angeles, Wash.	Antwerp, Belg.	General	6,202
Pacific President ²	23	23	Brit.	Furness, Withy & Co.	Vancouver, B.C.	Manchester, Eng.	General	9,081
Hawaiian	23	24	Amer.	Amer.-Hawaiian Line	Seattle, Wash.	Boston, Mass.	General	4,523
City of Rayville ²	24	24	Amer.	Roosevelt S.S. Co.	Adelaide, Aus'lia	Baltimore, Md.	General	6,086
Tai Ping Yang ²	24	25	Pan.	Barber Wilhelmsen	Manila, P.I.	Boston, Mass.	General	8,150
Ville D'Amiens ²	25	25	Fr.	Messageries Marit's	New Caledonia	Marseille, France	Copra, gen.	5,066
Goodfian	24	25	Brit.	Common Brothers	Vancouver, B.C.	Avonmouth, Eng.	Wheat, gen.	9,964
Istmo	24	27	Pan.	Elliot Ship. & Land Co.	B'ventura, Cal.	Cristobal, C.Z.	Coffee, gen.	596
Robert Luckenbach	25	25	Amer.	Luckenbach Line	Seattle, Wash.	Boston, Mass.	General	4,255
Seattle ²	25	26	Ger.	Hamburg-Amer. Line	Vancouver, B.C.	Hamburg, Ger.	General	7,066
Brielle	25	25	Neth.	Chilean Nitrate Co.	Toconilla, Chile	Europe	Nitrates	8,700
Empire Star	25	26	Brit.	Blue Star Line	N. West'r, B.C.	Newcastle, Eng.	Fruit, gen.	5,770
Santa Ana	26	27	Amer.	Grace Line	S. Francisco, Cal.	New York, N.Y.	General	3,481
Glenmoor ²	26	27	Brit.	W. Runciman & Co.	Dairen, Man'ria	Hamburg, Ger.	Soya beans	7,725
Tainui	27	27	Brit.	Shaw, Savill & Albion	Auckland, N.Z.	London, Eng.	Frozen, gen.	3,500
Salvus	27	27	Brit.	Colonial Sugar Co.	Suva, Fiji Islds	Lands End ²	Sugar	7,800
Ludington	26	28	Amer.	U.S. Army	S. Francisco, Cal.	Brooklyn, N.Y.	Army sup.	590
Cerigo	27	29	Ger.	Hamburg-Amer. Line	Guayaquil, Ecuador	Cristobal, C.Z.	General	1,132
Teal No. 23 ⁴			Amer.	U.S. Navy	Balboa, C.Z.	Cristobal, C.Z.		
Amerika ²	27	27	Dan.	East Asiatic Co.	Vancouver, B.C.	Copenhagen, Den.	General	8,674
Baru ²	27	28	Pan.	Elliot Ship. & Land Co.	Darien, R.P.	Cristobal, C.Z.	Bananas	80
Point Bonita	26	27	Amer.	Swayne & Hoyt	Portland, Oreg.	Lake Charles, La.	Lum'r, gen.	4,017
Gaelic Star	27	28	Brit.	Blue Star Line	Seattle, Wash.	Hamburg, Ger.	Frozen, gen.	3,436
Sambu ²	27	28	Pan.	Elliot Ship. & Land Co.	Darien, R.P.	Cristobal, C.Z.	Bananas	17
Liberator	27	28	Amer.	Amer. Gulf Orient Line	Hinagan, P.I.	New Orleans, La.	General	9,590
Iowan	27	28	Amer.	Amer.-Hawaiian Line	Portland, Oreg.	Boston, Mass.	General	4,555
Brimanger ²	28	28	Nor.	Interocean S.S. Corp.	Vancouver, B.C.	Havre, France	General	6,987
District of Columbia ¹	28	28	Amer.	Standard Ship. Co.	Los Angeles, Cal.	Boston, Mass.	Fuel oil	10,446
Benreoch	28	28	Brit.	Geo. H. Seales	Pictou, N.Z.	London, Eng.	Wool	3,297
Willowpool	28	30	Brit.	Anglo-Can. Ship. Co.	Vancouver, B.C.	Europe	Wheat	7,980
San Bernardino	28	28	Amer.	Quaker Line	Portland, Oreg.	Philadelphia, Pa.	Lum'r, gen.	8,623
Evagoras	28	29	Brit.	Nitrate Corp., Chile	Iquique, Chile	Azores ^{2, 5}	Nitrates	8,450
Adacuous ^{2, 6}	24	29	Amer.	H. Trumbull, L. Kent	S. Francisco, Cal.	Cristobal, C.Z.	Ballast	
Santa Rosa	29	30	Amer.	Grace Line	Seattle, Wash.	New York, N.Y.	General	2,951
Canadian Highlander	29	31	Brit.	Can. Nat. Steamships	Sydney, Aus'lia	Halifax, N.S.	General	2,267
Julia Luckenbach	29	30	Amer.	Luckenbach Line	Seattle, Wash.	Boston, Mass.	General	6,200
El Libertador ²	28	29	Pan.	National Nav. Co.	Panama, R.P.	Cristobal, C.Z.	Bananas	20
El Sona ²	28	29	Pan.	National Nav. Co.	Panama, R.P.	Cristobal, C.Z.	Bananas	25
Retriever ⁵			Amer.	U.S. Navy	Balboa, C.Z.	Cristobal, C.Z.		
Sultan Star	29	30	Brit.	Blue Star Line	Auckland, N.Z.	London, Eng.	Frozen, gen.	6,881
K.I. Luckenbach	29	30	Amer.	Luckenbach Line	Portland, Oreg.	Mobile, Ala.	General	4,000
Snestad ²	29	30	Nor.	Fern Line	Hilo, P.I.	East coast, U.S.A.	Sugar	7,150
Caduceus	29	30	Brit.	Nitrate Corp., Chile	Iquique, Chile	Azores ^{2, 5}	Nitrates	8,020
Mevenia ²	29	30	Amer.	C.D. Mallory & Co.	Martinez, Cal.	Fall River, Mass.	Kerosene	10,199
Steel Maker	30	31	Amer.	Isthmian S.S. Co.	Seattle, Wash.	Baltimore, Md.	General	7,735

¹ Tanker.
lumber, general.² Motor ship.
^{2, 5} For orders.⁴ Tug.⁵ Launch.⁶ Yacht.^{1, 2} Pineapples, sugar.^{2, 4} Wheat,

PACIFIC TO ATLANTIC—Continued

Ship	Date arrived	Date cleared	Nationality	Line (Charterer or operator)	Port		Cargo	
					From—	For—	Nature	Tons
San Blas	30	30	Pan.	United Fruit Co.	Pto. Arm'les, R.P.	Mobile, Ala.	Bananas	1,250
Roland	29	31	Ger.	North German Lloyd.	Valparaiso, Chile.	Hamburg, Ger.	General.	5,646
Penmhar	30	30	Amer.	Calmar Line.	Portland, Oreg.	Baltimore, Md.	Lum'r, gen.	2,015
Lochmonar	30	31	Brit.	Royal Mail Lines.	Vancouver, B.C.	Rotterdam, Neth.	General.	8,869
Trondanger	30	30	Nor.	Interocean Line.	Vancouver, B.C.	Rotterdam, Neth.	General.	8,317
Nebraskan	30	31	Amer.	Amer.-Hawaiian Line.	Seattle, Wash.	Boston, Mass.	General.	6,466
Leeds City	30	31	Brit.	Readorn Smith Line.	Honolulu, T.H.	Cardiff, Wales.	General.	8,100
Gypsum Prince.	30	31	Brit.	Watson Geach & Co.	Taltal, Chile.	New York, N.Y.	Ores	6,200
Baarn	31	2-1	Neth.	Royal Neth. S.S. Co.	Corral, Chile.	Hamburg, Ger.	General.	8,096
Santa Clara	31	1	Amer.	Grace Line.	Valparaiso, Chile.	New York, N.Y.	General.	4,588
Corsair	31	31	Amer.	J. P. Morgan.	Galapagos Isl's.	Curacao, D.W.I.	Ballast	
Allan Jackson	31	1	Amer.	Pan Amer. Foreign Co.	Los Angeles, Cal.	Providence, R.I.	Fuel oil.	10,200
Gypsum Queen.	31	31	Brit.	American Metals Co.	Coquimbo, Chile.	New York, N.Y.	Ores	6,003
Amerikaland	31	1	Swed.	Ore S.S. Corp.	Cruz Gr'de, Chile	New York, N.Y.	Iron ore.	21,500
Gulf wax	31	1	Amer.	Gulf Refining	Los Angeles, Cal.	New York, N.Y.	Fuel oil.	13,699
President Herren- schmidt	31	1	Nor.	Pechelbronn, Stras'g.	Talara, Peru	Pt. de Boue, Fr'ce	Crude oil.	13,296
Teakwood	31	1	Brit.	J. I. Jacobs	Monterey, Calif.	Havre, France.	Crude oil.	8,250
J. N. Pew	31	1	Amer.	Sinclair Oil Co.	Pt. San Luis, Cal.	Houston, Tex.	Crude oil.	13,926
England Maru.	31	1	Jap.	Kokusai Kisen Kaisha	Milke, Japan.	Norfolk, Va.	(13)	5,503
Golden Mountain.	2-1	1	Amer.	Williams S.S. Corp.	Eureka, Wash.	New York, N.Y.	General.	4,541
Vancolite	1	1	Brit.	Imperial Oil Co.	Cabo Blanco, Peru.	Halifax, N.S.	Crude oil.	15,790
Camden	1	2	Amer.	Standard Ship. Co.	Los Angeles, Cal.	Boston, Mass.	Fuel oil.	9,648
Trimountain	1	1	Amer.	Hame Oil Co.	Los Angeles, Cal.	New York, N.Y.	Furnace oil.	9,162
Skeena	29	5	Brit.	British Navy	Esquimault, B.C.	Montego Bay, J'ca		
Vancouver	29	5	Brit.	British Navy	Esquimault, B.C.	Montego Bay, J'ca		
Herman Frasch.	1	2	Amer.	A.C. Dutton Corp.	Tacoma, Wash.	Providence, R.I.	Lumber.	5,219
Lapwing	6	6	Amer.	U.S. Navy	Balboa, C.Z.	Cristobal, C.Z.		
West Cape	2	3	Amer.	McCormick S.S. Co.	Tacoma, Wash.	Philadelphia, Pa.	General.	7,770
Acajutla	2	2	Brit.	Pacific Steam Nav. Co.	Champ'ico, Guat.	Cristobal, C.Z.	General.	673
Istmo.	2	4	Pan.	Elliot Ship. & Land Co.	B'ventura, Col.	Cristobal, C.Z.	Coffee.	554
S-167			Amer.	U.S. Navy	Balboa, C.Z.	Cristobal, C.Z.		
S-177			Amer.	U.S. Navy	Balboa, C.Z.	Cristobal, C.Z.		
S-157			Amer.	U.S. Navy	Balboa, C.Z.	Cristobal, C.Z.		
Margaret John- son	3	3	Swed.	Johnson Line.	Vancouver, B.C.	Stockholm, Swed.	General.	6,070
Quarrington Court	2	3	Brit.	United British S.S. Co.	N. West'r, B.C.	London, Eng.	Grain, lum'r.	10,100
Paul H. Harwood	3	3	Amer.	Standard Ship. Co.	Los Angeles, Cal.	Portland, Me.	Fuel oil.	10,347
Buffalo Bridge.	3	3	Amer.	Nelson S.S. Co.	Seattle, Wash.	New York, N.Y.	Lum'r, gen.	4,486
Minden.	3	4	Ger.	North German Lloyd.	Valparaiso, Chile.	Hamburg, Ger.	General.	6,000
Cerigo	3	4	Ger.	Hamburg-Amer. Line.	B'ventura, Col.	Cristobal, C.Z.	Coffee, wool.	558
Charles G. Black	3	4	Amer.	Standard Ship. Co.	Los Angeles, Cal.	New York, N.Y.	Fuel oil.	20,775
Susan V. Lucken- bach.	3	3	Amer.	Luckenbach Line.	Seattle, Wash.	Boston, Mass.	General.	3,021
Retriever			Amer.	U.S. Navy	Balboa, C.Z.	Cristobal, C.Z.		
Schrauben.	3	4	Ger.	North German Lloyd.	Vancouver, B.C.	Hamburg, Ger.	General.	9,766
American.	3	4	Amer.	Amer.-Hawaiian Line.	Portland, Oreg.	Boston, Mass.	General.	5,305
President Taft	4	4	Amer.	Dollar Line.	S. Francisco, Cal.	New York, N.Y.	General.	4,080
Manizales	4	11	Ger.	North German Lloyd.	Guayaquil, Ecuador	Cristobal, C.Z.	General.	876
Blue Dolphin	29	6	Brit.	A. D. Chandler	Galapagos Isl's.	Gloucester, Mass.	Ballast	
Constance Chan- dler.	4	4	Amer.	Arrow Line.	Tacoma, Wash.	Baltimore, Md.	Lum'r, gen.	6,685
Northumberland.	4	5	Brit.	N.Z. Shipping Co.	Wellington, N.Z.	Glasgow, Scot.	Frozen, gen.	8,637
Aldington Court	5	5	Brit.	Canadian Transp. Co.	Vancouver, B.C.	London, Eng.	Lum'r, wheat	8,481
Nietheroy	5	6	Brit.	Royal Mail Lines.	N. West'r, B.C.	Hamburg, Ger.	Fruit, gen.	5,379
Comet	5	5	Amer.	Stand. Vacuum Tr'p.	Los Angeles, Cal.	New York, N.Y.	Gasoline	13,200
California	5	6	Amer.	Panama-Pacific Line.	S. Francisco, Cal.	New York, N.Y.	General.	6,056
Alabama	5	7	Fr.	French Line.	Talcahuano, Chile	Le Havre, France	General.	8,088
San Mateo	6	6	Amer.	United Fruit Co.	Pto. Arm'les, R.P.	Mobile, Ala.	Bananas	1,950
Gracia	6	6	Brit.	Donaldson Brothers.	Vancouver, B.C.	Glasgow, Scot.	General.	6,302
Baru	6	7	Pan.	Elliot Ship. & Land Co.	Darien, R.P.	Cristobal, C.Z.	Bananas	106
Henry D. Whiton.	6	6	Amer.	Dutton Lumber Corp.	Portland, Oreg.	Providence, R.I.	Lumber.	5,040
Laurits Swenson	6	7	Nor.	Fred Olsen & Co.	Vancouver, B.C.	Oslo, Norway.	General.	5,922
Real	6	7	Pan.	Elliot Ship. & Land Co.	Bayano Riv., R.P.	Cristobal, C.Z.	Bananas	46
Adamello	6	6	Ital.	London Nitrate Co.	Ant'fagasta, Chile	Azores	Nitrates	8,300
Pacific Exporter	6	7	Brit.	Furness, Withy & Co.	Vancouver, B.C.	London, Eng.	General.	8,550
Sambu	6	7	Pan.	Elliot Ship. & Land Co.	Darien, R.P.	Cristobal, C.Z.	Bananas	17
Chilore	6	7	Amer.	Ore S.S. Corp.	Cruz Gr'de, Chile	Baltimore, Md.	Iron ore	21,700
Virginian	6	7	Amer.	Amer.-Hawaiian Line.	Seattle, Wash.	Boston, Mass.	(13)	6,000
Joseph Seep	6	7	Amer.	Standard Ship. Co.	Los Angeles, Cal.	Boston, Mass.	Fuel oil	10,015
Point Clear	7	7	Amer.	Gulf-Pacific Line.	Portland, Oreg.	New Orleans, La.	General.	5,511
S-487			Amer.	U.S. Navy	Balboa, C.Z.	Cristobal, C.Z.		
Frumenton	7	7	Brit.	R. Chapman & Son	Vancouver, B.C.	London, Eng.	Grain	11,088
Rangitika	6	7	Brit.	N.Z. Shipping Co.	Auckland, N.Z.	London, Eng.	Frozen, gen.	7,650
Zaanland	7	7	Neth.	Royal Neth. S.S. Co.	Vancouver, B.C.	Antwerp, Belg.	General.	7,300
Wasaborg	7	7	Finn.	Anglo-Can. Ship. Co.	Victoria, B.C.	Garston, Eng.	Wheat, tim'r	6,600
Brilliant	7	8	Amer.	Stand. Vacuum Tr'p.	Los Angeles, Cal.	New York, N.Y.	Gasoline	12,986
Knut Hamsun	7	8	Nor.	Chilean Nitrate Sales	Tocopilla, Chile.	Jacksonville, Fla.	Nitrates	8,300

1 Tank er. 2 Motor ship. 3 Tug. 4 Launch. 5 Yacht. 6 Submarine. 7 Destroyer. 8 Sulphate
 of ammonia. 9 For orders. 10 General and shingles.

PACIFIC TO ATLANTIC—Continued

Ship	Date arrived	Date cleared	Nationality	Line (Charterer or operator)	Port		Cargo	
					From—	For—	Nature	Tons
S-12 ¹	8	8	Amer.	U.S. Navy	Balboa, C.Z.	Cristobal, C.Z.		
S-13 ¹	8	8	Amer.	U.S. Navy	Balboa, C.Z.	Cristobal, C.Z.		
S-10 ¹	8	8	Amer.	U.S. Navy	Balboa, C.Z.	Cristobal, C.Z.		
Indra ²	8	8	Nor.	Seand.-So. Pac. Line.	Talcahuano, Chile	Copenhagen, Den.	Gen. nitrates	6,990
Gertrude Maersk ²	8	8	Dan.	A. P. Moller	Manila, P.I.	Norfolk, Va.	General.	7,140
Oregon Express ²	8	8	Nor.	Sigurd Herlofson.	Seattle, Wash.	Hamburg, Ger.	Fresh fruit.	1,920
Tulasagas ²	8	9	Amer.	Tidewater Oil Co.	S. Francisco, Cal.	New York, N.Y.	(¹⁴)	9,563
Umbreleigh.	8	8	Brit.	Anglo-Can. Ship. Co.	Vancouver, B.C.	London, Eng.	Grain, lum'r.	8,500
Lapwing ⁴	12	12	Amer.	U.S. Nav.	Balboa, C.Z.	Cristobal, C.Z.		
Santa Olivia	8	10	Amer.	Grace Line	Valparaiso, Chile.	New York, N.Y.	General.	4,609
George W. McKnight. ¹	8	9	Danz.	W. Tankschiff Rhed'i.	Talara, Peru	Le Havre, France	Crude oil.	16,569
Sesostri.	8	9	Ger.	Hamburg-Amer. Line.	Corral, Chile	Hamburg, Ger.	General.	5,031
S-14 ¹	8	9	Amer.	U.S. Navy	Balboa, C.Z.	Cristobal, C.Z.		
West Nilus.	8	9	Amer.	McCormick S.S. Co.	Vancouver, B.C.	Buenos Aires, Arg.	Lum'r, gen.	5,511
Birmingham City.	8	9	Amer.	Isthmian S.S. Lines	Honolulu, T.H.	Baltimore, Md.	(¹⁵)	8,320
Harry Luckenbach.	8	9	Amer.	Luckenbach Line.	Seattle, Wash.	New York, N.Y.	Lum'r, gen.	4,512
Deroche ²	9	9	Amer.	Union Oil Co.	Los Angeles, Cal.	Tiverton, R.I.	Furnace oil.	10,500
Silvermaple ²	9	9	Brit.	Silver Line	Portland, Oreg.	Calcutta, India.	General.	6,630
Lycia ²	8	9	Brit.	Canadian Transp. Co.	N. West'r, B.C.	Halifax, N.S.	Lum'r, gen.	3,100
Evanger.	9	9	Nor.	Chilean Nitrate Sales.	Antofagasta, Chile	Savannah, Ga.	(¹⁶)	6,560
Mahia	9	10	Brit.	Shaw, Savill & Albion	Bluff, N.Z.	London, Eng.	Frozen, gen.	7,077
Gertrude Kellogg. ¹	9	10	Amer.	Kellogg S.S. Co.	Manila, P.I.	New York, N.Y.	Coconut oil.	6,660
Gulfpenn ¹	9	10	Amer.	Gulf Refining Co.	Los Angeles, Cal.	New York, N.Y.	Fuel oil.	13,591
Ethel Radcliffe.	10	10	Brit.	Anglo-Can. Ship. Co.	Pt. Alberni, B.C.	London, Eng.	Wheat, lum'r	8,650
Dean Emery ¹	10	10	Amer.	Standard Ship. Co.	Los Angeles, Cal.	Providence, R.I.	Fuel oil.	10,530
Nankai Maru ²	10	11	Jap.	Osaka Shosen Kaisha	Kobe, Japan	New York, N.Y.	General.	3,271
Jonna.	9	11	Dan.	J. Lauritzen	Valparaiso, Chile.	New York, N.Y.	Fruit, gen.	900
Durazzo	10	10	Ger.	Hamburg-Amer. Line.	Guayaquil, Ecuador	Cristobal, C.Z.	General.	1,001
Pacific Commerce ²	10	10	Brit.	Canadian Transp. Co.	Vancouver, B.C.	London, Eng.	General.	6,940
Cipro.	10	10	Ital.	Nivosis Nav. Co.	Tocopilla, Chile.	Azores ¹³	Nitrates	7,800
Sage Brush.	10	10	Amer.	Shepard S.S. Co.	Seattle, Wash.	Boston, Mass.	Lum'r, gen.	7,375
Agira.	10	12	Ger.	North German Lloyd.	Mazatlan, Mex.	Bremen, Ger.	General.	2,900
Llangollen.	10	10	Brit.	Evan T. Radcliffe.	Tocopilla, Chile.	Azores ¹³	Nitrates	8,300
Santa Elisa.	10	11	Amer.	Grace Line	S. Francisco, Cal.	New York, N.Y.	Coffee, gen.	2,879
Redwing ⁵	8	8	Amer.	D. C. Gray	Miraflores Lake.	Balboa, C.Z.	Ballast	
John D. Archbold ¹	10	11	Amer.	Standard Ship. Co.	Los Angeles, Cal.	New York, N.Y.	Fuel oil.	21,681
Beaconlight ¹	10	11	Amer.	Standard Ship. Co.	Los Angeles, Cal.	New York, N.Y.	Gasoline	8,566
Montanan.	11	11	Amer.	Amer.-Hawaiian Line.	Portland, Oreg.	Boston, Mass.	General.	6,708
Devon City.	11	11	Brit.	Readson Smith Line.	Vancouver, B.C.	Liverpool, Eng.	(¹⁷)	8,000
Istmo.	11	13	Pan.	Elliot Ship. & Land Co.	Buenav'tura, Col.	Cristobal, C.Z.	Coffee, gen.	540
Chaumont.	10	13	Amer.	U.S. Navy	S. Francisco, Cal.	Hampton R'ds, Va.	Navy supplies	352
Teal.	10	13	Amer.	U.S. Navy	Balboa, C.Z.	Cristobal, C.Z.		
Solana ²	12	12	Amer.	Shell Oil Co.	Los Angeles, Cal.	Fall River, Mass.	Fuel oil.	9,407
Santa Elena.	12	13	Amer.	Grace Line	Seattle, Wash.	New York, N.Y.	General.	4,363
Mallard ⁴	12	13	Amer.	U.S. Navy	Balboa, C.Z.	Cristobal, C.Z.		
Mercury Sun ²	12	12	Amer.	Gulf Refining Co.	S. Francisco, Cal.	New York, N.Y.	Furnace oil.	14,252
Bordeaux Maru.	12	13	Jap.	Kawasaki K. Kaisha	Mangarin, P.I.	New York, N.Y.	General.	7,211
C. A. Canfield ¹	12	13	Amer.	Standard Ship. Co.	Los Angeles, Cal.	Tiverton, R.I.	Furnace oil.	9,692
Real ²	13	14	Pan.	Elliot Ship. & Land Co.	Darien, R.P.	Cristobal, C.Z.	Bananas	48
Sambu ²	13	14	Pan.	Elliot Ship. & Land Co.	Darien, R.P.	Cristobal, C.Z.	Bananas	23
Orbita.	12	14	Brit.	Pacific Steam Nav. Co.	Corral, Chile	Liverpool, Eng.	General.	8,289
Athelregent ¹	13	13	Brit.	H. P. Drewry	La Libertad, Ecu.	Havre, France	Crude oil.	13,330
San Gil.	13	13	Pan.	United Fruit Co.	Pt. Arm'les, R.P.	Mobile, Ala.	Bananas	899
Lena Luckenbach.	13	13	Amer.	Luckenbach Line.	Seattle, Wash.	Mobile, Ala.	Sugar, gen.	6,124
Cathwood ¹	13	13	Amer.	Union Oil Co.	Los Angeles, Cal.	Boston, Mass.	Gasoline	8,600
Calmar.	13	13	Amer.	Calmar S.S. Corp.	Portland, Oreg.	Baltimore, Md.	Lumber, gen.	8,177
Wichita.	13	13	Amer.	Amer.-Pioneer Line	Hongkong, China	New York, N.Y.	General.	7,146
Athelprincess ¹	14	14	Brit.	United Molasses Co.	Hilo, P.I.	Liverpool, Eng.	Molasses	13,350
Portland ²	14	15	Ger.	Hamburg-Amer. Line	Vancouver, B.C.	Hamburg, Ger.	General.	7,523
Bodegraven.	14	15	Neth.	Royal Neth. S.S. Co.	Talcahuano, Chile	Hamburg, Ger.	General.	7,801
Wisconsin.	14	15	Fr.	French Line.	Vancouver, B.C.	Havre, France	General.	7,921
Rialto ²	14	15	Ital.	Italian Line	Vancouver, B.C.	Trieste, Italy.	Wheat, gen.	8,753
Narenta.	14	15	Brit.	Royal Mail Line, Ltd.	Vancouver, B.C.	Rotterdam, Holl.	General.	5,792
Komaki Maru ²	14	15	Jap.	Kokusai Kisen Kaisha	Manila, P.I.	New Orleans, La.	General.	8,553
Annisston City.	14	14	Amer.	Isthmian S.S. Lines	Port Allen, T.H.	N. A. ports, U.S.A.	Sugar.	8,432
Taranger.	14	14	Nor.	Intercean Line.	Vancouver, B.C.	Rotterdam, Hol.	(¹⁸)	7,060
Wilhelm A. Riedemann ¹	14	15	Ger.	Anglo-Amer. Oil Co.	Talara, Peru	Fawley, Eng.	Crude oil.	15,187
Lillian Luckenbach.	15	15	Amer.	Luckenbach Line.	Seattle, Wash.	Providence, R.I.	General.	7,389
Silver Spray ⁵	15	15	Amer.	Otis Barton	Balboa, C.Z.	Cristobal, C.Z.	Ballast	
Santa Maria ²	15	15	Amer.	Grace Line.	Valparaiso, Chile.	New York, N.Y.	General.	3,982
Gen'l W. M. Graham. ¹	15	15	Amer.	U.S. Army.	Pedro Miguel, C.Z.	Cristobal, C.Z.		

¹ Tanker.² Motor ship.⁴ Tug.⁵ Launch.⁶ Yacht.⁷ Submarine.¹¹ Mine planter.¹³ For orders.¹⁴ Gasoline and lubricating oil.¹⁵ Sugar and canned goods.¹⁶ Nitrates and sulphur.¹⁷ Wheat, lumber, general.¹⁸ Wheat, fruit, general.

Steering Orders

THE PANAMA CANAL, EXECUTIVE DEPARTMENT,
BALBOA HEIGHTS, C.Z., February 7, 1934.

To all concerned.—On and after March 20, 1934, steering orders on all vessels operating in Canal Zone waters shall be given in the direct sense and the terms RIGHT and LEFT shall be used; that is, when the ship is going ahead an order containing the word RIGHT shall only be used when it is intended that the wheel, the rudder blade and the ship's head shall all move to the right. Examples: "Right Rudder"; "Right Full Rudder"; "Right a Little."

C. S. RIDLEY,
Acting Governor.

Notice to Mariners

Republic of Panama, Pacific Coast, Bahia Honda, additional shoals discovered. The U.S.S. *Hannibal* reports by radio that while sounding for tide gauge locations in Bahia Honda, the following additional shoals were discovered:

Referring to Hydrographic Office Chart No. 1,040 the shoal north of Guarida Point extends 175 yards farther north than shown, with a minimum depth of 4 feet on the north end.

The shoal shown to the northeast of Penoso Point joins the mainland with a minimum depth of 4 feet.

A new shoal bearing 286 degrees 550 yards from the center of Sapo Island extends 175 yards east and west by 125 yards north and south, with a minimum depth of 4 feet.

An additional shoal extends from the mainland north of Chinchas Island to a point 525 yards bearing 49 degrees from the center of Chinchas Island, with a minimum depth of 4 feet.

Prices of Miscellaneous Supplies at Panama Canal Storehouses

The following are prices, including the 25 percent surcharge, to individuals and companies, effective January 31, 1934:

Commodities	Unit	Price
Brass, bar, average.....	Lb.	\$0.14
Brass, sheet, average.....	Lb.	.25
Bronze, Tobin, average.....	Lb.	.20
Gasoline, motor grade.....	Gal.	.105
Metal, yellow.....	Lb.	.19
Oakum, Navy, spun.....	Lb.	.18
Oakum, Navy, unspun.....	Lb.	.16
Oil, gun and ice machine.....	Gal.	.25
Oil, burning, Colza.....	Gal.	1.06
Oil, engine, gas, medium, in drums, No. 2135.....	Gal.	.34
Oil, engine, gas, extra heavy, in cases, No. 2250.....	Gal.	.29
Oil, engine, gas, extra heavy, in drums, No. 2250.....	Gal.	.25
Oil, kerosene, in drums.....	Gal.	.38
Oil, marine engine.....	Gal.	.31
Paint, lead, white, dry.....	Lb.	.11
Paint, lead, white, in oil.....	Lb.	.09
Paint, zinc oxide, dry.....	Lb.	.08
Paint, zinc oxide, in oil.....	Lb.	.10
Grease, gear, chain and wire rope, lubricating.....	Lb.	.04
Grease, yellow, cup, No. 3, medium.....	Lb.	.06
Grease, yellow, cup, No. 5, hard.....	Lb.	.06
Soda, ash.....	Lb.	.03
Waste, cotton, colored.....	Lb.	.06
Waste, cotton, white.....	Lb.	.08

Information from American Consuls

The Consular officers of the United States at seaports all over the world are *ex officio* representatives of The Panama Canal for the purpose of furnishing information to shipping and allied interests as to conditions, charges, etc., at the Panama Canal affecting the operation of ships. The current publications of The Panama Canal of interest to shipping are furnished to the Consular officers and filed for reference.

It is not desired that inquiries of a general nature be addressed to the Consular officers, or that they be burdened with requests which should be made direct to The Panama Canal; but ships' operators who may not be sufficiently advised as to charges, supplies, facilities, etc., at the Canal will often save time by applying to the nearest American Consul.

THE PANAMA CANAL RECORD

OFFICIAL PUBLICATION OF THE PANAMA CANAL.

PUBLISHED MONTHLY.

Subscription rates, domestic, \$0.50 per year; foreign, \$1.00; address
The Panama Canal Record, Balboa Heights, Canal Zone,
or, for United States and foreign distribution,
The Panama Canal, Washington, D. C.

Entered as second-class matter February 6, 1918, at the Post Office
at Cristobal, C. Z., under the Act of March 3, 1879.

Certificate.—By direction of the Governor of The Panama Canal the matter contained herein is published as statistical information and is required for the proper transaction of the public business.

Volume XXVII. Balboa Heights, C.Z., March 15, 1934. No. 8.

Traffic Through the Panama Canal in February 1934

The total vessels of all kinds transiting the Canal during the month of February in the two preceding years and in 1934 are shown in the following tabulation:

Class of vessel	February 1932	February 1933	February 1934		
			Atlantic to Pacific	Pacific to Atlantic	Total
Commercial ocean vessels.....	358	368	243	225	468
Launches (under 20 tons net).....	7	11	10	6	16
Noncommercial vessels:					
U.S. Government.....	98	39	19	16	35
Total.....	463	418	272	247	519

COMMERCIAL TRAFFIC.*

The following tabulation shows the number of vessels, Panama Canal net tonnage, tons of cargo carried and tolls collected, from the commercial traffic transiting the Canal each month for the 12-month period ended February 28, 1934, as compared with the same period in the previous year:

Month	No. of vessels		Panama Canal net tonnage		Tons of cargo		Tolls	
	1932-33	1933-34	1932-33	1933-34	1932-33	1933-34	1932-33	1933-34
March....	363	399	1,864,896	1,989,044	1,643,952	1,738,227	\$1,645,366.81	\$1,718,908.41
April.....	370	370	1,863,692	1,839,597	1,443,731	1,527,978	1,608,634.67	1,554,250.14
May.....	357	372	1,956,958	1,883,249	1,676,790	1,629,982	1,717,401.26	1,617,943.65
June.....	336	364	1,743,150	1,901,117	1,404,558	1,691,247	1,534,793.19	1,629,411.28
July.....	326	401	1,676,492	2,051,128	1,259,981	1,699,039	1,468,728.36	1,732,164.93
August....	314	416	1,658,112	2,159,995	1,349,453	1,914,014	1,440,848.87	1,829,754.49
September.	353	408	1,868,391	2,096,538	1,347,144	1,797,497	1,598,265.98	1,758,587.41
October....	394	467	1,988,133	2,416,200	1,582,261	2,125,927	1,714,779.06	2,036,909.16
November.	388	463	2,035,796	2,395,359	1,531,509	1,949,913	1,756,865.84	2,001,692.77
December.	431	496	2,080,069	2,617,656	1,621,581	2,191,683	1,781,940.03	2,204,134.64
January....	415	500	2,069,218	2,582,131	1,463,503	2,087,292	1,762,808.56	2,160,679.83
February...	368	468	1,832,658	2,462,760	1,434,862	2,124,440	1,575,708.35	2,079,696.80
Total...	4,415	5,124	22,637,565	26,394,774	17,759,325	22,477,239	19,606,140.98	22,324,133.51

* Commercial traffic includes all ocean-going vessels paying tolls. Naval and other vessels owned and operated in the government service of the United States and Panama, war vessels of Colombia, and vessels transiting solely for repairs, are exempt from the payment of tolls. Statistics on vessels not paying tolls are shown under "Noncommercial traffic."

Traffic by Nationality of Vessels for February 1934

Nationality	No. of ships	Panama Canal net tonnage	Tons of cargo	Nationality	No. of ships	Panama Canal net tonnage	Tons of cargo
British.....	121	690,483	559,734	Italian.....	7	37,121	34,949
Chilean.....	1	4,167		Japanese.....	23	126,243	118,953
Danish.....	11	54,920	32,431	Norwegian.....	32	157,118	114,850
Danzig.....	7	52,883	44,782	Panamanian.....	26	20,801	9,471
Dutch.....	9	59,831	47,709	Peruvian.....	1	1,587	814
Finnish.....	1	4,471	6,600	Swedish.....	11	53,383	66,910
French.....	7	40,486	23,709	United States.....	181	1,057,279	979,225
German.....	25	92,283	69,343	Venezuelan.....	2	1,448	1,050
Greek.....	2	8,208	13,908				
Honduran.....	1	48	2	Total.....	468	2,462,760	2,124,440

* Includes 2 naval vessels of 2,450 tons displacement in transits, but not in tonnage.

Traffic by Trade Routes, January 1934

The movement of vessels over trade routes is summarized in the following table. They are classified according to primary origin and ultimate destination of the voyage through the Canal and the cargo listed is the total aboard at time of transit. Cargo may be laden or discharged between the terminal areas indicated, hence in the cargo listed below there may be some which had other origin or destination:

Trade routes	Atlantic to Pacific			Pacific to Atlantic		
	No. of ships	Panama Canal net tonnage	Tons of cargo	No. of ships	Panama Canal net tonnage	Tons of cargo
United States intercoastal.....	63	370,749	124,038	69	426,128	620,347
East coast of United States and:						
Canada.....	1	5,450	6,217	2	9,451	12,602
Central America.....	1	1,990	2	4,291	2,199
South America.....	18	79,702	8,105	13	49,532	107,537
Hawaiian Islands.....	2	10,845	4,509	5	25,377	42,272
Australasia.....	4	21,114	17,165	1	4,375	7,000
Philippine Islands.....	4	31,848	18,936	14	81,431	106,828
Far East.....	27	146,892	152,399	2	11,150	9,774
Europe and:						
United States.....	8	36,846	7	29,363	30,526
Canada.....	33	187,819	27,762	43	244,293	339,996
Central America.....	3	9,879	4,076	1	1,967	2,900
South America.....	23	133,927	24,495	23	129,128	211,481
Hawaiian Islands.....	2	17,153	8,487	1	6,276	13,350
Australasia.....	13	103,297	27,564	11	99,521	73,923
Far East.....	1	4,419	7,621
Canadian intercoastal.....	1	2,207	3,200
East coast of Canada and:						
South America.....	3	18,416	38,686
Australasia.....	2	9,922	8,583	1	4,184	1,750
Far East.....	1	6,616	1,683
Central American intercoastal.....	1	48	2
South American intercoastal.....	2	6,865	12,764	1	724
East coast of South America and:						
United States.....	1	5,019	1,664
Canada.....	1	5,024	3,685	2	10,144	10,195
Far East.....	1	7,624	4,754
Cristobal and:						
United States.....	1	2,606	1,174
Central America.....	6	4,201	1,184	2	1,445	1,401
South America.....	7	4,819	1,967	8	5,850	6,273
Balboa.....	4	173	7	323	402
West Indies and:						
United States.....	3	20,245
South America.....	2	4,891	1,050
Around the world.....	2	16,990	5,284	1	6,037	6,630
Foreign vessels in ballast (U.S. intercoastal).....	6	31,528
Vessels not engaged in commerce.....	2	2,573	3	73
Total.....	243	1,284,049	466,373	225	1,178,711	1,658,067

* Yachts.

* Two naval vessels, 1 yacht.

Origin and Destination of Cargo by Major Areas

The following table summarizes the origin of cargo passing through the Canal in February 1934 and its destination by major geographical trade areas:

ATLANTIC TO PACIFIC

Origin	Tons of cargo destined for—					Total
	United States	Other North America	Asia	South America	Australasia	
North America:						
United States.....	136,003	13,171	167,711	6,302	15,455	338,642
Other North America.....	978	3,292	1,208	6,086	10,348	21,912
Europe.....	16,114	19,368	22,369	27,225	85,076
Miscellaneous.....	5,732	70	1,607	13,076	258	20,743
Total.....	158,827	35,901	170,526	47,833	53,286	466,373

PACIFIC TO ATLANTIC

Origin	Tons of cargo destined for—				Total
	United States	Other North America	Europe	Miscellaneous	
North America:					
United States.....	624,914	8,043	145,985	5,870	784,812
Canada.....	1,620	8,691	217,280	4,680	232,271
Other North America.....	47,718	5,192	19,012		71,922
South America.....	104,320	49,082	209,335		362,737
Australasia.....	8,060	784	73,829		82,673
Asia.....	114,643	1,388	7,621		123,652
Total.....	901,275	73,180	673,062	10,550	1,658,037

Principal Commodities

Commodities which aggregated 10,000 or more tons either during February 1934 or in the corresponding month in 1933 are listed below:

Commodity	February		Commodity	February	
	1933	1934		1933	1934
<i>Atlantic to Pacific</i>	<i>Long tons</i>	<i>Long tons</i>	<i>Pacific to Atlantic—Continued</i>	<i>Long tons</i>	<i>Long tons</i>
Automobiles and parts.....	7,488	13,076	Cold storage (food products) *...	22,621	54,146
Cotton, raw.....	39,461	36,731	Flour.....	16,828	28,294
Iron and steel, manufactures of.....	37,813	70,511	Fruit, dried.....	20,868	21,658
Nitrates.....	6,174	10,704	Fruit, fresh.....	30,561	45,837
Oils, mineral.....	18,782	24,842	Lumber.....	108,351	170,946
Paper.....	18,218	21,650	Metals.....	23,139	39,796
Phosphates.....	15,501	29,300	Molasses and syrups.....		22,354
Scrap metal.....	18,999	42,169	Nitrates.....	33,259	108,700
Sulphur.....	12,330	13,559	Oils, mineral.....	307,027	519,846
Tinplate.....	8,492	23,062	Oils, vegetable.....	2,813	15,197
<i>Pacific to Atlantic</i>			Ores, principally iron.....	9,596	76,926
Barley.....	18,710	13,464	Paper.....	6,003	10,408
Beans.....	10,054	14,223	Sugar.....	121,085	136,294
Canned goods, various.....	51,824	53,453	Wheat.....	211,626	152,132
Coffee.....	19,723	16,804	Wood pulp.....	4,554	10,959
			Wool.....	9,791	19,232

* Does not include fresh fruit.

Commodities in Detail

The following statement lists all commodities passing through the Canal during the month of February 1934, as reported in the cargo declarations, showing the movement, by directions, in the United States intercoastal trade and in the total traffic. In the cargo declarations small items are frequently grouped under the designation of "general cargo;" the statistics are accordingly not precise, but are indicative of the kinds and quantity of cargo in transit through the Canal. The figures are for tons of 2,240 pounds:

Commodity	United States intercoastal		Total for all trade routes including U.S. intercoastal	
	Atlantic to Pacific	Pacific to Atlantic	Atlantic to Pacific	Pacific to Atlantic
Aircraft and parts.....			45	
Agricultural implements.....	1,249	56	2,325	69
Alfalfa meal.....		1,438		2,168
Ammonium compounds.....	100		5,646	6,903
Animal foods *.....	38	839	38	939
Apparel, wearing (hats, shoes, clothing, etc.).....	110		126	25
Asbestos.....	530		2,302	
Asphalt and tar.....	472	80	5,231	409
Automobiles (and autotrucks).....	2,344	13	5,335	23
Automobile parts and accessories.....	765	85	7,741	85
Bags and bagging, textile.....	195	14	1,343	782
Bananas.....				5,553
Barks, miscellaneous.....		23		402
Barley.....		316		13,464
Beans, edible, dry.....	102	6,695	136	14,223
Beer.....		245	15	245
Beverages, nonalcoholic.....	180		191	
Blood and tankage.....				241

* Except as otherwise classified.

Commodity	United States intercoastal		Total for all trade routes including U.S. intercoastal	
	Atlantic to Pacific	Pacific to Atlantic	Atlantic to Pacific	Pacific to Atlantic
Bones and bone meal.....			643	
Books and printed matter.....	126		175	
Borax.....		648	220	5,437
Bran and pollards.....		262		4,413
Bricks and tile.....	15		609	
Camphor, crude.....				110
Canned and preserved goods:				
Fish.....	151	8,911	375	13,176
Fruit.....	974	13,955	980	25,163
Meat.....	103	18	484	187
Milk.....		135	147	601
Soup.....	1,646	140	1,671	140
Vegetables.....	1,277	3,021	1,288	3,357
Miscellaneous and unclassified.....	2,637	9,855	2,756	10,829
Carbon black.....	81		332	
Celite.....		254		254
Cement.....	715		8,695	
Chalk.....			395	
Charcoal.....	60		60	
Chemicals ¹	2,889	930	8,649	1,156
Clay, china and fire.....	330	12	581	12
Clorox.....		46		40
Coal.....	1,447		8,472	
Cocoa and cacao beans.....	40	42	579	730
Coconuts and products ¹		835	26	1,163
Coffee.....	591	106	6,080	16,804
Coke.....	18		2,221	
Cold storage and refrigerated products:				
Dairy products.....	19	7	178	30,348
Eggs.....		110		110
Fish.....		188	17	1,261
Lard.....	140		155	
Meats.....			72	21,590
Poultry.....		470	16	470
Vegetables.....			179	7
Other and unclassified.....		7	4	360
Confectionery.....	1,035		1,150	
Copra.....				4,554
Copra meal and cake.....				1,404
Corn.....	1,353		1,606	
Cotton, raw.....	119	967	36,731	2,981
Cresote.....			20	
Drugs and medicines.....	792	20	814	20
Dyes.....	368		1,113	
Earthenware.....	15	16	266	16
Electrical apparatus and appliances.....	333	39	410	175
Explosives.....	20	58	658	87
Extract, quebracho.....			807	
Fertilizers ¹	46	72	153	197
Fish, salted or dry-cured.....			2	24
Fish meal.....		495		2,408
Floor coverings.....	400	939	403	1,188
Flour.....	561	22,693	1,742	28,294
Fruit, dried.....	15	11,704	143	21,658
Fruit, fresh ¹		2,118	205	45,837
Furniture and household goods.....	125	156	133	153
General.....	14,126	7,747	33,384	16,685
Glass and glassware.....	2,291	108	3,958	130
Glue.....	33	79	114	79
Groceries.....	783		977	30
Gums.....		15		90
Hair, all kinds.....	90	35	90	35
Hay.....		26		61
Hemp, unmanufactured.....	214	164	414	2,788
Honey.....		72		127
Horns and hoofs.....	36		61	71
Infusorial earth.....		638	19	973
Iron and steel, manufactures of (structural steel, plates, bars, angles, pipe, etc.).....	40,378	769	70,511	785
Ivory nuts.....			232	2,407
Jute, unmanufactured.....			74	
Lard substitute.....	492		492	
Lime.....	45		135	
Liquors.....	852	216	2,035	222
Lumber (including manufactured mill products).....	574	67,628	1,884	170,946
Machinery (other than electrical).....	3,026	490	6,073	659
Malt.....			438	
Manufactured goods ¹	3,046	386	4,638	396
Marble and granite.....	81		116	
Matches.....	495	116	526	123

¹ Except as otherwise classified.

Commodity	United States intercoastal		Total for all trade routes including U.S. intercoastal	
	Atlantic to Pacific	Pacific to Atlantic	Atlantic to Pacific	Pacific to Atlantic
Metals:				
Antimony.....		91		341
Copper.....	414	6,499	1,029	24,340
Gold and silver.....	32	2	44	27
Iron.....	8	31	439	31
Lead.....	10	450	2,458	8,762
Scrap.....	180	85	42,169	451
Tin.....	42		507	225
Zinc.....	56	777	1,086	6,011
Other and unclassified.....	42	27	86	59
Milk, powdered.....		366	104	1,287
Molasses and syrups.....	463		490	22,354
Nitrates.....		22	10,704	108,708
Nuts, edible (including meats).....	294	399	313	1,119
Oats.....	114	4,016	124	7,363
Oils, mineral:				
Crude.....	940	13,926	960	108,418
Gas and fuel.....	30	274,962	11,980	291,869
Gasoline, benzine and naphtha.....		67,936	1,455	90,068
Kerosene.....	5	27,624	40	27,639
Lubricating and greases.....	5,103	1,711	10,407	1,806
Other and unclassified.....				46
Oils, vegetable:				
Coconut.....		449		12,628
Cottonseed.....	318		338	10
Linseed.....	19		374	19
Olive.....		6	331	6
Rapeseed.....			5	112
Wood.....	36	55	43	505
Other and unclassified.....	131	20	476	1,917
Oil, fish.....	50	5	56	880
Oilseeds (cotton, flax, hemp, sesame, rapeseed, etc.).....	50	131	50	704
Oilseed cake and meal.....		153	98	4,188
Ores:				
Chrome.....	169		169	7,000
Copper.....				110
Iron.....				65,002
Lead.....		23		1,168
Magnesite.....		277		277
Manganese.....	496		496	305
Tin.....				1,937
Zinc.....			65	1,118
Other and unclassified.....		9		9
Paints and varnishes.....	602	105	1,081	209
Paper and paper products.....	7,224	6,494	21,650	10,408
Paper scrap.....	45	366	145	366
Peanuts.....	776	146	780	146
Peas, dry.....				170
Peatmoss.....			141	
Phosphates.....	70		29,300	
Porcelainware.....	286	460	482	2,561
Potash.....		2,620	327	2,620
Pyrethrum flowers.....	89		89	
Rags and waste.....	73	79	748	185
Railroad material.....	478		5,805	
Rice.....	269	857	305	3,679
Rope and twine.....	299	14	459	197
Rosin.....	766		1,939	
Rubber:				
Manufactured.....	947	91	1,241	183
Raw.....				480
Scrap.....		98		176
Salt.....	778		3,953	
Sand.....	551		1,321	51
Seeds (except oilseeds).....	633	791	1,091	1,202
Shells, oyster.....	457		457	
Silk, raw.....		919	12	2,024
Skins and hides.....		2,862	82	5,888
Slag.....		252	820	252
Soaps and products.....	1,532	114	1,671	319
Soda and sodium compounds.....	715		2,100	1,200
Soy beans.....	196		280	7,621
Sugar.....		18,302	58	136,294
Sulphur.....	7,559		13,559	240
Talc.....	47	208	67	208
Tallow.....		71	137	1,458
Tea.....	2			993
Textiles.....	3,553	59	6,824	1,504
Tinplate.....	6,080		23,062	
Tobacco and manufactures.....	1,060	32	5,484	95

* Except as otherwise classified.

* Cotton, silk, wool, rayon goods.

Commodity	United States intercoastal		Total for all trade routes including U.S. intercoastal	
	Atlantic to Pacific	Pacific to Atlantic	Atlantic to Pacific	Pacific to Atlantic
Toilet preparations.....	185	21	200	21
Turpentine.....	50		79	
Vegetables, dry.....		42	55	5,154
Wall board.....	21		21	800
Wax, paraffin.....	40		607	233
Wheat.....		12,283		152,132
Wines.....	161	794	867	1,309
Wood pulp.....	182	7,869	2,566	10,959
Wool.....	82	1,391	465	19,232
Total, February 1934.....	136,003	624,914	466,373	1,658,067
Total, February 1933.....	111,266	372,907	338,249	1,096,613
Total, February 1932.....	153,371	303,333	526,838	1,118,555

* Except as otherwise classified.

Tanker Traffic

The following tabulation shows the tanker traffic through the Canal during February 1934, classified according to trade route:

Trade route	Atlantic to Pacific			Pacific to Atlantic		
	No. of ships	Panama Canal net tonnage	Tons of cargo	No. of ships	Panama Canal net tonnage	Tons of cargo
United States intercoastal.....	21	123,261		32	196,459	385,673
East coast of United States and South America.....	2	13,983				
East coast United States and Hawaiian Islands.....				1	4,286	* 9,004
East coast United States and Philippine Islands.....				1	3,815	* 6,660
South American intercoastal.....	1	5,278	11,950	1	724	
East coast of Canada and South America.....				3	18,416	38,686
West Indies and United States.....	2	15,414				
West Indies and South America.....	1	724	1,050			
Europe and United States.....	2	11,432		1	4,641	8,250
Europe and South America.....	6	44,772		6	43,673	86,595
Europe and Hawaiian Islands.....				1	6,276	* 13,350
Total.....	35	214,864	13,000	46	278,290	548,218

* Coconut oil.

* Molasses.

Comparison of Canal Traffic in February 1934 with February Traffic in Previous Years

Calendar year	Month of February			Fiscal year	Average per month for fiscal year		
	Commercial transits	Panama Canal net tonnage	Tons of cargo		Commercial transits	Panama Canal net tonnage	Tons of cargo
1915.....	* 91	317,397	423,597	1915.....	* 102	361,197	465,567
1916.....	4	694		1916.....	63	199,687	257,843
1917.....	134	462,957	547,436	1917.....	150	483,213	588,213
1918.....	155	487,162	478,368	1918.....	172	547,839	627,669
1919.....	155	512,078	563,357	1919.....	169	510,416	576,385
1920.....	208	703,462	780,488	1920.....	206	712,170	781,208
1921.....	241	916,838	952,904	1921.....	241	951,323	966,601
1922.....	212	886,535	838,074	1922.....	228	951,455	907,075
1923.....	326	1,529,547	1,563,278	1923.....	331	1,550,482	1,630,658
1924.....	418	2,108,879	2,243,616	1924.....	436	2,179,073	2,249,559
1925.....	379	1,789,447	1,839,619	1925.....	389	1,904,596	1,996,570
1926.....	424	1,991,127	2,139,207	1926.....	433	2,064,549	2,169,787
1927.....	449	2,201,328	2,230,107	1927.....	456	2,185,651	2,312,351
1928.....	547	2,460,111	2,660,425	1928.....	538	2,454,886	2,469,226
1929.....	522	2,428,530	2,550,498	1929.....	534	2,468,483	2,555,250
1930.....	491	2,369,255	2,377,900	1930.....	515	2,498,385	2,502,519
1931.....	431	2,134,866	1,930,219	1931.....	461	2,316,012	2,090,233
1932.....	358	1,878,177	1,645,393	1932.....	376	1,968,785	1,650,667
1933.....	368	1,832,658	1,434,862	1933.....	375	1,901,823	1,514,811
1934.....	468	2,462,760	2,124,440	(*).....	452	2,347,721	1,986,226

* Canal opened August 15, 1914.

* Average for 10½ months.

* Average for 8 months of fiscal year

Terminal Activities

Ships repaired during the month of February 1934 numbered 59, including 15 which were drydocked. Fuel oil in the quantity of 439,748 barrels was delivered as bunkers to 150 commercial vessels. Bunker coal amounting to 4,152 tons was delivered to 17 vessels. Sales of commissary supplies to ships amounted to \$41,547.41.

Cargo Handled at Terminal Ports

	Cristobal	Balboa	Total
Local cargo arriving..... tons..	70,200	22,240	92,440
Local cargo shipped..... tons..	4,362	352	4,714
Cargo received for transshipment..... tons..	34,086	1,212	35,298
Cargo transhipped..... tons..	31,139	684	31,823
"Canal Zone for Orders" cargo:			
Number of receipts issued.....	9	6	15
Number of releases issued.....	31	24	55
Tons received.....	59	14	73
Tons withdrawn.....	95	14	109

All Vessels Entering and Clearing Port

	Port of Cristobal			Port of Balboa		
	No. of ships	Registered gross tonnage	Registered net tonnage	No. of ships	Registered gross tonnage	Registered net tonnage
<i>Ships entering</i>						
All vessels, including those transiting Canal..	532	3,650,355	2,156,841	461	2,969,835	1,782,380
Vessels entering port but not transiting Canal..	74	689,749	378,447	13	47,431	23,999
Vessels transiting Canal and handling passengers and cargo at terminal ports.....	109	737,513	429,056	85	605,681	349,643
<i>Ships clearing</i>						
All vessels, including those transiting Canal..	540	3,689,823	2,181,446	472	3,046,255	1,826,415
Vessels clearing port but not transiting Canal..	78	686,312	377,358	13	50,885	29,781
Vessels transiting Canal and handling passengers and cargo at terminal ports.....	110	745,266	433,410	86	611,465	353,156

Cargo Discharged and Laden in Terminal Ports

The following is a report of tons of cargo discharged and/or laden at Cristobal and Balboa during the month from midnight, February 15, 1934, to midnight, March 15, 1934. Figures after names of vessels show, respectively, tons discharged and tons laden:

CRISTOBAL

Santa Clara, 0, 408	President Taft, 2, 0	Cefalu, 269, 593	Leise Maersk, 8, 0	Reina d. Pacifico, 373, 57
Santa Ana, 0, 461	Nansenville, 0, 700	Real, 32, 45	Santa Elisa, 102, 247	Santa Olivia, 208, 70
Vogtland, 0, 640	Ancon, 1,181, 525	Sambu, 17, 15½	President Pierce, 176, 1	Knute Nelson, 0, 558
Veragua, 396, 84	Quirigua, 346, 37	Lochgail, ½, 123½	Darian, 132, 0	Veragua, 96, 306
San Clemente, 87, 0	Los Angeles, 45, 198	San Antonio, 21, 4	Hokuroku M., 1187, 99	Santa Paula, 486, 54
Costa Rica, 111, 14	Santa Teresa, 909, 148	Santa Barbara, 845, 2	Peten, 32, 31½	Amasis, 436, 157
Zacapa, 1,207, 303	Metapan, 669, 249	2 pkgs.	John D. Arebhold, 3, 0	Samuel Bakke, 119, 0
Colombia, 233, 266	Endurance, 0, 4½	Oakland, 41, 131	St. Monica, 1,200, 889	Taketoyo Maru, 340, 0
Calamares, 474, 366	Lautaro, 52, 45	Oregon, 178, 147	San Gil, 0, 1	Cefalu, 149, 213
Salvador, 728, 778	Costa Rica, 0, 1,041	Canadian Victor, 11, 556	Tacoma, 228, 660	R. L. Hustler, 1½, 0
Cali, 1,189, 346	Cerigo, 1,213, 0	Erlangen, 55, 495	Contessa, 170, 332	Corbis, 11,883, 0
Durazzo, 0, 486	Santa Rosa, 395, 122	Guayaquil, 721, 520	Santa Isabel, 867, 76	Sambu, 15, 5
Buenaventura, 0, 106	Haiti, 204, 651	Peten, 444, 87	West Ira, 12, 55	Arminda, 850, 0
Bodegraven, 2 pkgs, 401	Tolosa, 460, 177	Pres. Garfield, 3, 0	Lochkatrine, 107, 61	Drechtidijk, 0, 240
Pres. Wilson, 446, 0	Caribia, 239, 11	Staxola, 424, 441	Veragua, 296, 60	Vigilant, 0, 16
Veragua, 8, 216	Tai Ping, 705, 0	Virgilio, 123, 11	Cristobal, 1,315, 808	California, 34, 0
Europa, 0, 37	Patrician, 88, 0	Kreta, 7, 1,825	Marie Bakke, 145, 0	Colombie, 109, 4 pkgs.
Santa Inez, 579, 0	Mantilla, 5,654, 0	Smyrna, 21, 121	St. Marta, 1,108, 327½	Fella, 0, 480
San Blas, 1 case, 4	Klondyke, 0, 3½	Simon Bolivar, 131, 0	Maravi, 0, 2,200½	Santa Clara, 620, 296
San Monica, 1,436, 0	Buenos Aires, 0, 241	Gisla, 241, 0	Santa Cecilia, 1,278, 78	Buenaventura, 1,203, 0
Contessa, 124, 620	San Simeon, 32, 0	Montreal Maru, 425, 0	San Bernardino, 117, 0	American Star, 183, 0
Real, 42, 7	Charles G. Black, 16,806, 0	Ulua, 493, 410	Colombia, 102, 873	Tex.Shipper, 1 pkg., 370
Istmo, 560, 493	Santa Lucia, 253, 91	Pastores, 163, 973	Calamares, 362, 275½	Vancouver, 58, 0
Damsterdijk, 252, 57	Boskoop, 69, 410	Istmo, 658, 335	Santa Elena, 546, 215	Istmo, 669, 0
Nalon, 0, 124	Doverfjell, 8,246, 0	Axel Johnson, 0, 396	Durazzo, 1,212, 650	Can. Conqueror, 84, 57
Orduna, 36, 259	Can. Scottish, 0, 755	Cerigo, 108, 519	Simon Bolivar, 1 case, 90, 0	Juan Sebastian Elcano, 0
Orazio, 109, 520	Cuba, 76, 796	Acajutla, 745½, 661		
Velma Lykes, 213, 138		Manizales, 1,153, 493	Attika, 90, 630½	

BALBOA

Santa Clara, 60, 131	Buenos Aires, 232, 0	San Mateo, 195 lbs., 0	Santa Monica, 0, 2	Santa Elena, 94, 3
Santa Ana, 32, 0	Santa Teresa, 34, 0	Santa Barbara, 18, 0	San Gil, 1, 0	Santa Olivia, 86, 69
Santa Maria, 12,699,0	California, 87, 0	Ludington, 144, 1	Heiyo Maru, 0, 45	Santa Paula, 125, 0
Chat. Thierry, 561, 160	West Mahwah, 1,998,0	Pres. Garfield, 1, 18	Marie Bakke, 106, 0	San Blas, 1, 0
Antigua, 267, 41	Talamanca, 218, 71	Acajutla, 438 lbs., 0	Circe Shell, 11,832, 0	Nuevo Panama, 0, 56
Santa Inez, 153, 0	Santa Rosa, 69, 82	Santa Elisa, 68, 60	Virginia, 65, 0	Santa Maria, 243, 0
Istmo, 66, 0	Tai Ping, 173, 0	Chiriqui, 514, 45	Knute Nelson, 2, 0	Chat. Thierry, 157, 18
President Taft, 2, 0	Santa Lucia, 41, 0	Point Arena, 4,940, 0	Samuel Bakke, 75, 22	

Passengers

Ocean ship passengers disembarking at Cristobal numbered 1,710; embarking, 1,607; at Balboa, 923 disembarking and 703 embarking. Passengers passing through the Canal from the Atlantic to the Pacific numbered 3,624; from the Pacific to the Atlantic, 2,840. Aircraft numbering 40 entered Cristobal, and 122 passengers disembarked; clearances were 40, with 99 passengers embarking. There were no entries or clearances of aircraft at Balboa.

Supplement to Navigation Regulations—Hazardous Cargoes

The Panama Canal issued under date of February 15, 1934, Supplement No. 4 to the Navigation Regulations, establishing regulations for the transportation of hazardous cargoes in Canal Zone waters. The new regulations become effective one month from date of issue, *i.e.*, on March 15, 1934, except that when structural changes in vessels are necessary to meet the requirements of the regulations a period of six months from date of issue will be allowed in which to make such changes, *i.e.*, until August 15, 1934.

The regulations are based on those prescribed by the Interstate Commerce Commission of the United States and on modern commercial safety practices, with some modifications as required by the special conditions encountered in the transit of vessels through the Panama Canal.

Copies of the supplement have been distributed to the offices of steamship lines and agencies on the mailing list of The Panama Canal.

Supplement to Tariff No. 11—Drydocks

Rates for use of the rebuilt 385-foot drydock at Cristobal were published by The Panama Canal in Supplement No. 8 to Tariff No. 11, dated January 18, 1934, to be effective February 1, 1934. They are based on tonnage measurement and are the same as for the 1,000-foot drydock at Balboa, namely, 15 cents per ton for the docking day, 12 cents per ton for each lay day. On merchant steamers and army and navy transports, colliers, hospital ships and supply ships the charges are per gross ton, Panama Canal measurement; on merchant sailing vessels they are per net ton, Panama Canal measurement; and on men-of-war the charges are per ton, actual displacement tonnage. The proviso is made that where the actual cost to The Panama Canal is greater than the charges levied under the scale quoted, minimum charges as indicated below will apply. The minimum charge for drydocking will be the actual cost of setting blocks and hauling the vessel, plus per diem charges to cover pumping, supervision and the use of the drydock, applied as follows:

	Balboa	Cristobal
<i>When drydocked alone:</i>		
For the first day.....	\$250.00	\$100.00
For each lay day.....	125.00	60.00
<i>When drydocked with other vessels in pay status:</i>		
For the first day.....	125.00	60.00
For each lay day.....	62.50	30.00
Except that for vessels of less than 125 gross tons, Panama Canal measurement, the charges will be:		
For the first day.....		40.00
For each lay day.....		30.00

Notices to Mariners

Panama Canal notice to mariners No. 268, February 23, 1934, transmitted the following report from the master of the S.S. *Bodegraven* concerning shoals in Buenaventura River:

On February 11, 1934, at 6:55 a.m., Colombian time (75th Meridain), the S.S. *Bodegraven* touched ground lightly in a position at latitude 3° 49' 42" N., longitude 77° 9' 56" W. Bearings taken immediately: Soldado Point, 223° true; west side of Basan Point, 286° true. The point with 4½ fathoms of water on it has shoaled to the north.

At 7:18 a.m. the steamer again touched lightly in latitude 3° 51' 40" N., and longitude 77° 6' 32" W. Bearings taken immediately: Arena Point, 31° true; Limones Point, 174° true. The 5 fathom patch has dried.

The draft of the *Bodegraven* was 25 feet and 3 inches. It was about one hour before low water.

Panama Canal, *Aids to Navigation, Entrance to Gaillard Cut.* Gas buoy No. 94 at entrance to Gaillard Cut which was discontinued on March 6, 1934, due to dredging operations, was replaced March 12, 1934.

Movements of Ocean Vessels Through the Panama Canal From midnight February 15, 1934, to midnight March 15, 1934

ATLANTIC TO PACIFIC

Ship	Date arrived	Date cleared	Nationality	Line (Charterer or operator)	Port		Cargo	
					From—	For—	Nature	Tons
Paul Luckenbach.	15	16	Amer.	Luckenbach Line.	Boston, Mass.	Seattle, Wash.	General.	3,523
West Notus.	15	16	Amer.	McCormick S.S. Co.	New York, N.Y.	Seattle, Wash.	General.	2,206
Coptic.	16	17	Brit.	Shaw, Savill & Albion.	Liverpool, Eng.	New Zealand.	Ballast.	
Sveadrott.	16	16	Swed.	Stock'lm Rederi Svea.	Oslo, Norway.	Guayaquil, Ecuador	General.	1,692
Santa Ana.	15	16	Amer.	Panama Mail S.S. Co.	New York, N.Y.	S. Francisco, Cal.	General.	1,361
San Clemente.	16	16	Amer.	Quaker Line.	New York, N.Y.	Tacoma, Wash.	General.	1,964
Franz Klason.	16	16	Danz.	W. Tansschiff Rhed'i.	Hamburg, Ger.	Talara, Peru.	Ballast.	
Santa Clara.	15	17	Amer.	Grace Line.	New York, N.Y.	Valparaiso, Chile.	General.	2,454
Vogtland.	15	16	Ger.	Hamburg-Amer. Line.	Hamburg, Ger.	Valparaiso, Chile.	General.	2,789
Alaska.	16	16	Nor.	Chilean Nitrate Sales.	Norfolk, Va.	Chile.	Ballast.	
Hadleigh.	16	17	Brit.	Canadian Transp. Co.	Barry, Eng.	Vancouver, B.C.	Ballast.	
Flomar.	16	17	Amer.	Calmar S.S. Corp.	Philadelphia, Pa.	Seattle, Wash.	Steel, gen.	7,103
Belpaire.	17	17	Nor.	Anglo-Can. Ship. Co.	Stavenger, Nor.	Vancouver, B.C.	Ballast.	
Chateau Thierry.	17	17	Amer.	U.S. Army.	New York, N.Y.	Balboa, C.Z.	General.	226
Otao.	17	18	Brit.	N.Z. Shipping Co.	Liverpool, Eng.	Auckland, N.Z.	General.	8,205
Jufuku Maru.	18	18	Jap.	Fuso Kasun Kaisha.	Hamburg, Ger.	Portland, Oreg.	Ballast.	
San Mateo.	18	18	Amer.	United Fruit Co.	Mobile, Ala.	Guayaquil, Ecuador	Ballast.	
Mathew Luckenbach.	18	18	Amer.	Luckenbach-Gulf Line	Houston, Tex.	Tacoma, Wash.	Gen., grain.	5,105
Astoria.	18	18	Dan.	Orient S.S. Co.	London, Eng.	Vancouver, B.C.	Ballast.	
Bralanta.	18	18	Nor.	Anglo-Sax. Pet. Co.	Willem'd, D.W.I.	Los Angeles, Cal.	Ballast.	
Durazzo.	10	18	Ger.	Hamburg-Amer. Line.	Cristobal, C.Z.	Guayaquil, Ecuador	General.	325
Romdalshorn.	18	18	Nor.	Jacob R. Olsen.	Tyne, Eng.	Tocopilla, Chile.	Ballast.	
Retriever.	19	19	Amer.	U.S. Navy.	Cristobal, C.Z.	Gatun, C.Z.	Ballast.	
Katrina Luckenbach.	19	19	Amer.	Luckenbach Line.	Boston, Mass.	Seattle, Wash.	Ballast.	
Amerikaland.	19	19	Swed.	Ore S.S. Corp.	New York, N.Y.	Cruz Gr'de, Chile	Ballast.	
Beaconit.	19	20	Amer.	Shell Oil Co.	New York, N.Y.	Los Angeles, Cal.	Ballast.	
Gulfwax.	19	20	Amer.	Gulf Refining Co.	New York, N.Y.	Los Angeles, Cal.	Ballast.	
Fernmoor.	19	20	Nor.	Fern Line.	Cor. Christi, Tex.	Yokohama, Jap.	General.	7,028
J. Fred Talbot.	20	20	Amer.	U.S. Navy.	Key West, Fla.	San Diego, Cal.	Ballast.	
K. I. Luckenbach.	20	20	Amer.	Luckenbach Line.	Mobile, Ala.	Seattle, Wash.	Ballast.	
Deerpool.	19	20	Brit.	Sir. R. Ropner & Co.	Barry, Eng.	Arica, Chile.	Ballast.	
Belgium Maru.	20	20	Jap.	Kokusai Kisen Kaisha	Baltimore, Md.	Yawata, Japan.	(*)	7,734
District of Columbia.	20	20	Amer.	Standard Transp. Co.	Boston, Mass.	Los Angeles, Cal.	Ballast.	
Silver Spray.	15	15	Amer.	John McEwen.	Cristobal, C.Z.	Balboa, C.Z.	Ballast.	
Pirate.	20	21	Neth.	E. J. Hooper.	Cristobal, C.Z.	Gatun, C.Z.	Bananas	
Damstordyk.	20	21	Neth.	Holland-Amer. Line.	Rotterdam, Neth.	Portland, Oreg.	General.	1,404
Berganger.	20	21	Nor.	Interocean S.S. Corp.	Rotterdam, Neth.	Vancouver, B.C.	Passengers	
Georgian.	21	21	Amer.	Williams S.S. Line.	Baltimore, Md.	Seattle, Wash.	General.	2,216
Cressington Court.	21	21	Brit.	Canadian Transp. Co.	London, Eng.	Vancouver, B.C.	Ballast.	
Shohei Maru.	21	21	Jap.	Mitsui & Co.	New York, N.Y.	Dairen, Man'ria	General.	2,918
Baru.	20	21	Jap.	Elliot Ship. & Land Co.	Cristobal, C.Z.	Balboa, C.Z.	Ballast.	
Anglo-Saxon.	21	21	Brit.	Anglo-Can. Ship. Co.	Liverpool, Eng.	Vancouver, B.C.	Ballast.	
Appledore.	21	21	Brit.	Anglo-Can. Ship. Co.	Baltimore, Md.	Portland, Oreg.	Ballast.	
Wales Maru.	21	22	Jap.	Kawasaki K. Kaisha.	Tampa, Fla.	Kobe, Japan.	(*)	4,822
West Cactus.	21	22	Amer.	McCormick S.S. Co.	Rosario, Arg.	S. Francisco, Cal.	Coffee, gen.	1,664
Santa Monica.	20	22	Amer.	Panama Mail S.S. Co.	Cristobal, C.Z.	Champ'ico, Guat.	General.	2
Sambu.	20	22	Pan.	Elliot Ship. & Land Co.	Cristobal, C.Z.	Balboa, C.Z.	Ballast.	
Real.	20	22	Pan.	Elliot Ship. & Land Co.	Cristobal, C.Z.	Pedregal, R.P.	General.	6
Orduna.	21	22	Brit.	Pacific Steam Nav. Co.	Liverpool, Eng.	Taleahuano, Chile	General.	1,627
President Taft.	22	23	Amer.	Dollar Line.	New York, N.Y.	S. Francisco, Cal.	General.	3,280
Washington Express.	22	22	Nor.	Fruit Express Line.	Hamburg, Ger.	N. West'r, B.C.	Ballast.	
Istmo.	20	22	Pan.	Elliot Ship. & Land Co.	Cristobal, C.Z.	B'ventura, Col.	General.	500
Ethan Allen.	21	22	Amer.	Lykes Bros.-Ripley.	Tampa, Fla.	Osaka, Japan.	(*)	9,075
Californian.	21	22	Amer.	Amer.-Hawaiian Line.	Boston, Mass.	Seattle, Wash.	General.	3,479
Orne.	21	22	Fr.	Calebonickel.	Havre, France.	Noumea, N. Caled.	(*)	2,410
Orville Harden.	22	22	Danz.	Baltic-Amer. Pet. Co.	Havre, France.	Talara, Peru.	Ballast.	
Robert Luckenbach.	22	22	Amer.	Luckenbach Line.	Boston, Mass.	Tacoma, Wash.	General.	2,888
Greystoke Castle.	22	22	Brit.	Barber Line.	New York, N.Y.	Shanghai, China.	General.	1,174
Treowlas.	22	22	Brit.	Hain S.S. Co.	Newcastle, Eng.	Portland, Oreg.	Ballast.	
Oxelosund.	22	22	Swed.	Isbrandtsen-Moller.	Chester, Pa.	Kobe, Japan.	General.	2,156
Langletarn.	22	22	Brit.	F. Carrick & Co.	St. Thomas, V.I.	Portland, Oreg.	Ballast.	
Robin Hood.	22	23	Amer.	Luckenbach-Gulf Line	Baltimore, Md.	Los Angeles, Cal.	General.	
Lucky Strike.	22	23	Amer.	E.F. Boehring.	Cristobal, C.Z.	Gatun, C.Z.	Ballast.	
Gopher.	22	23	Amer.	E.F. Boehring.	Cristobal, C.Z.	Gatun, C.Z.	Ballast.	
Kwansai Maru.	23	23	Jap.	Osaka Shosen Kaisha.	Boston, Mass.	Shanghai, China.	(*)	8,444
California.	23	23	Amer.	Panama-Pacific Line.	New York, N.Y.	S. Francisco, Cal.	General.	2,561
Silverwalnut.	23	23	Brit.	Silver Line.	Halifax, N.S.	Singapore, St. Set.	General.	1,683
Steel Ranger.	23	23	Amer.	Isthmian S.S. Lines.	Portland, Me.	Vancouver, B.C.	(*)	6,217

* Tanker. * Motor ship. * Motor schooner. * Launch. * Transport. * Destroyer. * Crane.
 ** Cotton, lead, scrap iron. ** Cotton, phosphate rock, scrap iron. ** Coal, coke, general. ** Sulphate of calcium.
 *** Tinplate and general. *** General, steel, wire, etc.

ATLANTIC TO PACIFIC—Continued

Ship	Date arrived	Date cleared	Nationality	Line (Charterer or operator)	Port		Cargo	
					From—	For—	Nature	Tons
Rangitane ²	23	23	Brit.	N.Z. Shipping Co.	London, Eng.	Wellington, N.Z.	Gen., fruit	4,818
Trimountain ¹	22	23	Amer.	Home Fuel Oil Co.	New York, N.Y.	Los Angeles, Cal.	Ballast	
Athleduke ¹	22	23	Brit.	United Molasses Co.	Mobile, Ala.	S. L. Obispo, Calif.	Ballast	
Mevania ²	22	23	Amer.	Shell Petroleum Co.	Fall River, Mass.	Martinez, Calif.	Ballast	
Orion ⁴	23	24	Amer.	Julius Forstmann	Miami, Fla.	Balboa, C.Z.	Ballast	
Buenos Aires ²	23	24	Swed.	Johnson Line	Stockholm, Swed.	Vancouver, B.C.	General	4,472
Cumberland	24	24	Brit.	Federal Steam Nav. Co.	Glasgow, Eng.	New Zealand	Ballast	
Atlanta City	24	24	Amer.	Isthmian S.S. Lines	Philadelphia, Pa.	Kahului, T.H.	(¹⁵)	4,509
Marguerite Finlay ²	24	24	Fr.	Standard Ship. Co.	Havre, France	Talara, Peru	Ballast	
Pomona	24	24	Amer.	Nacirema Oper. Co.	Boston, Mass.	Seattle, Wash.	General	790
Salvador	17	25	Brit.	Pacific Steam Nav. Co.	Cristobal, C.Z.	Champico, Guat.	General	600
Santa Rosa	24	25	Amer.	Panama Mail S.S. Co.	New York, N.Y.	Seattle, Wash.	General	5,000
Beljeanne ²	24	25	Nor.	Chilean Nitrate Corp.	Liverpool, Eng.	Antofagasta, Chile	Ballast	
Cal	25	25	Ger.	North German Lloyd	Cristobal, C.Z.	Guayaquil, Ecuador	General	346
Iwatesan Maru	25	25	Jap.	Mitsui & Co.	New York, N.Y.	Kobe, Japan	(¹⁶)	3,592
Forbes Hauptman	25	25	Amer.	McCormick S.S. Co.	Philadelphia, Pa.	Seattle, Wash.	General	2,679
Panaman	25	25	Amer.	Amer.-Hawaiian Line	Boston, Mass.	Portland, Oreg.	General	3,810
San Gil	25	25	Pan.	United Fruit Co.	Mobile, Ala.	Guayaquil, Ecuador	Ballast	
Pacific Ranger	26	26	Brit.	Furness, Withy & Co.	Glasgow, Eng.	Vancouver, B.C.	General	781
S-107	26	26	Amer.	U.S. Navy	Cristobal, C.Z.	Balboa, C.Z.	Ballast	
S-127	26	26	Amer.	U.S. Navy	Cristobal, C.Z.	Balboa, C.Z.	Ballast	
S-147	26	26	Amer.	U.S. Navy	Cristobal, C.Z.	Balboa, C.Z.	Ballast	
Point Palmas	26	26	Amer.	Swayne & Hoyt	Houston, Texas	Seattle, Wash.	General	4,650
S-487	26	26	Amer.	U.S. Navy	Cristobal, C.Z.	Balboa, C.Z.	Ballast	
San Simeon	26	26	Amer.	Quaker Line	New York, N.Y.	Tacoma, Wash.	General	1,739
Houston City ²	26	26	Brit.	Sir W. R. Smith Sons	Tampa, Fla.	Shanghai, China	General	8,445
Nordhval ²	26	26	Dan.	West Indian Trad. Co.	Aalborg, Den.	La Libertad, Ecua.	Cement, cat's	3,216
City of Athens	26	26	Brit.	Ellerman & Bucknall	Baltimore, Md.	Dairen, Man'ria	General	5,327
Azumasan Maru ²	26	26	Jap.	Mitsui & Co.	New York, N.Y.	Moji, Japan	Cotton, rosin	5,878
Buenos Aires Maru ²	26	26	Jap.	Osaka Shosen Kaisha	Montevideo, Ur'y	Kobe, Japan	Gen., cotton	4,754
El Sonar ²	25	25	Pan.	N. Pinel	Cristobal, C.Z.	Balboa, C.Z.	Ballast	
Pirate ²	25	25	Pan.	Luis Estenoz	Cristobal, C.Z.	Gatun, C.Z.	Bananas	
Boskoop	26	27	Neth.	Royal Neth. S.S. Co.	Hamburg, Ger.	Corral, Chile	General	3,033
Nebraska	27	27	Brit.	Royal Mail Lines	Tyne, Eng.	Wanganui, N.Z.	Ballast	
Primer ²	27	27	Nor.	Chilean Nitrate Sales	New York, N.Y.	Iquique, Chile	Ballast	
S-167	27	27	Amer.	U.S. Navy	Cristobal, C.Z.	Balboa, C.Z.	Ballast	
S-177	27	27	Amer.	U.S. Navy	Cristobal, C.Z.	Balboa, C.Z.	Ballast	
Witram	27	27	Ger.	North German Lloyd	Bremerh'n, Ger.	Vancouver, B.C.	Ballast	
Mallard ¹⁰	27	27	Amer.	U.S. Navy	Cristobal, C.Z.	Balboa, C.Z.	Ballast	
Oakworth ²	26	27	Brit.	Canadian Transp. Co.	Newcastle, Eng.	Vancouver, B.C.	Ballast	
Charles G. Black ²	26	28	Amer.	Standard Ship. Co.	New York, N.Y.	Los Angeles, Cal.	Ballast	
S-137	26	28	Amer.	U.S. Navy	Cristobal, C.Z.	Balboa, C.Z.	Ballast	
Eleanor Christenson	28	28	Amer.	Sudden & Christenson	New York, N.Y.	Seattle, Wash.	General	2,119
Surrey	28	28	Brit.	Federal Steam Nav. Co.	Liverpool, Eng.	Auckland, N.Z.	Ballast	
Brilliant ²	28	28	Amer.	Stand. Vacuum Tr'sp.	New York, N.Y.	Los Angeles, Cal.	Ballast	
Fencliff ²	28	28	Nor.	Long Is. Mach. Equip.	Savannah, Ga.	Moji, Japan	Scrap iron	7,170
Lapwing ¹⁰	28	28	Amer.	U.S. Navy	Cristobal, C.Z.	Balboa, C.Z.	Towing barge	
Levenbridge	27	28	Brit.	Chilean Nitrate Sales	Mobile, Ala.	Iquique, Chile	Ballast	
Parthenia	28	28	Brit.	Donaldson Line	Glasgow, Eng.	Vancouver, B.C.	General	678
Jacob Jones ⁹	28	28	Amer.	U.S. Navy	Guantanamo	Balboa, C.Z.	Ballast	
Katsuragi Maru ²	28	28	Jap.	Kokusai Kisen Kaisha	New York, N.Y.	Yokohama, Jap.	(¹⁷)	7,016
Ville de Verdun	28	28	Fr.	Messageries Marit's	Marseille, France	Noumea, N. Caled	Gen., wine	1,374
New Orleans ²	28	28	Amer.	Roosevelt S.S. Co.	Baltimore, Md.	Hongkong, China	General	4,058
Hawaiian	28	28	Amer.	Amer.-Hawaiian Line	Boston, Mass.	Tacoma, Wash.	General	1,897
Real ¹³	27	28	Pan.	Elliot Ship. & Land Co.	Cristobal, C.Z.	Pedregal, R.P.	General	39
Sambu ¹³	27	28	Pan.	Elliot Ship. & Land Co.	Cristobal, C.Z.	Pedregal, R.P.	General	10
Gen. Wm. M. Graham ¹³	27	28	Amer.	U.S. Army	Cristobal, C.Z.	Ped. Miguel, C.Z.	Ballast	
San Antonio	28	3-1	Fr.	French Line	Havre, France	Vancouver, B.C.	Gen., coke	2,672
Daphne ¹³	27	27	Amer.	U.S. Navy	New York, N.Y.	San Diego, Calif.	Ballast	
Perseus ¹³	27	27	Amer.	U.S. Navy	New York, N.Y.	San Diego, Calif.	Ballast	
Calypso ¹³	27	27	Amer.	U.S. Navy	New York, N.Y.	San Diego, Calif.	Ballast	
Hermes ¹³	27	27	Amer.	U.S. Navy	New York, N.Y.	San Diego, Calif.	Ballast	
Aurora ¹³	27	27	Amer.	U.S. Navy	New York, N.Y.	San Diego, Calif.	Ballast	
Gulpen ¹³	28	1	Amer.	Gulf Refining Co.	New York, N.Y.	Los Angeles, Cal.	Ballast	
Athelempress ²	3-1	1	Brit.	Asano Bussan Co.	Philadelphia, Pa.	Los Angeles, Cal.	Ballast	
Harperley	1	1	Brit.	J. & C. Harrison	Cardiff, Eng.	Vancouver, B.C.	Ballast	
Deroche ²	1	1	Amer.	Union Oil Co.	Tiverton, R.I.	Los Angeles, Cal.	Ballast	
Neptunian ²	1	1	Brit.	Chilean Nitrate Corp.	Bilbao, Spain	Tocopilla, Chile	Ballast	
Ludington ⁸	1	2	Amer.	U.S. Army	Brooklyn, N.Y.	S. Francisco, Cal.	(¹⁸)	2,264
Oakland ²	1	1	Ger.	Hamburg-Amer. Line	Hamburg, Ger.	Vancouver, B.C.	General	1,899
Atlantic	1	2	Amer.	Argonaut Line	New York, N.Y.	Seattle, Wash.	General	3,220
Steelore	1	2	Amer.	Ore S.S. Corp.	Baltimore, Md.	Cruz Gr'de, Chile	Ballast	
Mary Ann ¹⁴	1	2	Amer.	U.S. Navy	Cristobal, C.Z.	Gatun, C.Z.	Ballast	

¹ Tanker.² Motor ship.³ Motor schooner.⁴ Launch.⁶ Yacht.⁷ Submarine.⁸ Transport.⁹ Destroyer.¹⁰ Mine sweeper.¹¹ Mine planter.¹² Coast Guard cutter.¹³ Crane.¹⁴ General, steel,

tinplate, sulphate.

¹⁵ Scrap iron and general.¹⁶ Cotton, asbestos,

tinplate, scrap, etc.

¹⁷ Military supplies.¹⁸ Military supplies.

ATLANTIC TO PACIFIC—Continued

Ship	Date arrived	Date cleared	Nationality	Line (Charterer or operator)	Port		Cargo	
					From—	For—	Nature	Tons
Reuben James ¹	1	2	Amer.	U.S. Navy	U.S. ports	Balboa, C.Z.	Ballast
England Maru	2	2	Jap.	Mitsui & Co.	Norfolk, Va.	Coos Bay, Oreg.	Ballast
President Garfield	2	2	Amer.	Dollar Line	New York, N.Y.	S. Francisco, Cal.	Gen., drugs	4,592
Karama ²	2	3	Brit.	Shaw, Savill & Albion	London, Eng.	Wellington, N.Z.	Ballast
Gen. Wm. M. Graham ¹¹	2	3	Amer.	U.S. Army	Cristobal, C.Z.	Gatun, C.Z.	Towingbarge
J-26 ¹	2	3	Amer.	U.S. Army	Cristobal, C.Z.	Gatun, C.Z.	Ballast
No. 101 ¹	2	3	Amer.	U.S. Army	Cristobal, C.Z.	Gatun, C.Z.	Ballast
Virgilio ²	2	3	Ital.	Societa-Italia	Genoa, Italy	Valparaiso, Chile	General	363
Mercury Sun ¹	3	3	Amer.	Sun Oil Co.	New York, N.Y.	Los Angeles, Cal.	Ballast
Soloy ²	3	3	Nor.	Long Is. Mach. Equip.	Jacksonville, Fla.	Moji, Japan	Scrap iron	7,715
Gisla ²	3	3	Nor.	Westfal, Larsen & Co.	Buenos Aires, Arg.	N. Westm'r, B.C.	General	4,878
Elg ²	3	3	Nor.	Canadian Transp. Co.	Galveston, Tex.	Vancouver, B.C.	(¹⁴)	3,599
Orla II ²	3	3	Nor.	Scand. Shipping Co.	Antwerp, Belg.	Osaka, Japan	General	5,024
Port Gisborne ²	3	3	Brit.	Com'lth & Dom. Line	London, Eng.	Dunedin, N.Z.	General	4,575
Erlangen	1	3	Ger.	North German Lloyd	Hamburg, Ger.	Corral, Chile	General	2,045
Julia Luckenbach	3	4	Amer.	Luckenbach Line	Boston, Mass.	Seattle, Wash.	General	3,687
Hull ¹	3	4	Amer.	K. B. McKee	Gatun, C.Z.	Cristobal, C.Z.	Ballast
Syrna	2	4	Ger.	North German Lloyd	Antwerp, Belg.	Champico, Guat.	General	950
Point Bonita	3	4	Amer.	Swayne & Hoyt	Galveston, Tex.	Powell Riv., B.C.	(¹⁴)	3,119
San Blas	4	4	Pan.	United Fruit Co.	Mobile, Ala.	Guayaquil, Ecuador	Ballast
Iowan	4	4	Amer.	Amer.-Hawaiian Line	Boston, Mass.	Portland, Oreg.	General	2,898
Leise Maersk ²	4	4	Dan.	A. P. Moller	Rouen, France	Arica, Chile	Explosives	478
Santa Elisa	4	5	Amer.	Grace Line	New York, N.Y.	Valparaiso, Chile	General	3,288
Istmo	2	5	Pan.	Elliot Ship. & Land Co.	Cristobal, C.Z.	B'ventura, Col.	General	400
Geo. H. Jones ¹	4	4	Amer.	Standard Ship. Co.	Boston, Mass.	Los Angeles, Cal.	Ballast
Chris Craft ¹	4	5	Pan.	E. Pucci	Cristobal, C.Z.	Gatun, C.Z.	Ballast
Jonna	4	5	Dan.	Wessel, Duval & Co.	New York, N.Y.	San Antonio, Chile	General	542
Snestad ²	4	5	Nor.	Fern Line	New Orleans, La.	Seattle, Wash.	Ballast
City of Canberra	4	5	Brit.	Ellerman & Bucknall	New York, N.Y.	Auckland, N.Z.	General	1,641
Greylock	5	5	Amer.	Luckenbach Line	Mobile, Ala.	Tacoma, Wash.	General	4,625
Tilington Court	5	5	Brit.	United Brit. S.S. Co.	Antwerp, Belg.	Vancouver, B.C.	Ballast
Ryufuku Maru	5	5	Jap.	Kokusai Kisen Kaisha	New York, N.Y.	Yawata, Japan	Scrap steel	7,073
John D. Archbold ¹	5	5	Amer.	Standard Ship. Co.	New York, N.Y.	Los Angeles, Cal.	Ballast
Alamar	5	5	Amer.	Calmar S.S. Corp.	Baltimore, Md.	Seattle, Wash.	Steel, gen.	4,786
Cerigo	3	5	Ger.	Hamburg-Amer. Line	Pto. Colon, Col.	B'ventura, Col.	Coffee, gen.	640
Calgarolite ¹	5	6	Brit.	Imperial Oil Co.	Halifax, N.S.	Talara, Peru	Ballast
Bonington Court ²	5	6	Brit.	Canadian Transp. Co.	Halifax, N.S.	Vancouver, B.C.	(¹⁴)	3,940
Athelviking ²	5	6	Brit.	United Molasses Co.	Norfolk, Va.	Los Angeles, Cal.	Ballast
Evanger	6	6	Nor.	Chilean Nitrate Sales	Newport News	Iquique, Chile	Ballast
Cathwood ¹	6	7	Amer.	Union Oil Co.	Boston, Mass.	Los Angeles, Cal.	Ballast
Phemius	6	7	Brit.	Ocean Steamship Co.	New York, N.Y.	Yokohama, Japan	General	3,997
Canadolite ²	6	7	Brit.	Imperial Oil Co.	New York, N.Y.	Talara, Peru	Ballast
Harlingen	6	7	Brit.	J. & C. Harrison	Kingston, Jam.	S. Francisco, Cal.	Ballast
Santa Monica ²	5	6	Amer.	Panama Mail S.S. Co.	Cristobal, C.Z.	S. Francisco, Cal.	General	998
Wind Rush	6	6	Amer.	Sherrard S.S. Co.	Boston, Mass.	Seattle, Wash.	General	4,049
Teal ¹	6	7	Amer.	U.S. Navy	Cristobal, C.Z.	Balboa, C.Z.	Ballast
Sheafholme ²	6	7	Brit.	Chilean Nitrate Sales	Hamburg, Ger.	Tocopilla, Chile	Ballast
Spolder ²	6	7	Nor.	Waages Tankrederei	Philadelphia, Pa.	Wellington, N.Z.	Gasoline	8,630
Sir Osborn Holmden ²	6	7	Nor.	A. F. Klaveness & Co.	Falmouth, Eng.	Los Angeles, Cal.	Ballast
Chilore	7	7	Amer.	Ore S.S. Corp.	Baltimore, Md.	Cruz Gr'de, Chile	Ballast
Edda	7	7	Ital.	Nav. Libera-Triestina	Rotterdam, Neth.	Seattle, Wash.	Ballast
Pan Gothia ²	6	7	Swed.	Standard Ship. Co.	Rotterdam, Neth.	Talara, Peru	Ballast
Nebraskan	7	7	Amer.	Amer.-Hawaiian Line	Boston, Mass.	Seattle, Wash.	General	2,628
Antonio	7	7	Brit.	Andrew Weir & Co.	Liverpool, Eng.	Bluff, N.Z.	Paper	4,571
Canadian Highlander	7	8	Brit.	Can. Nat. Steamships	Halifax, N.S.	Lyttleton, N.Z.	(¹⁴)	3,231
Sultan Star	7	8	Brit.	Blue Star Line	London, Eng.	Pt. Gisborne, N.Z.	Ballast
Tuira ²	6	8	Pan.	Elliot Ship. & Land Co.	Cristobal, C.Z.	Balboa, C.Z.	Ballast
El Colon ²	6	8	Pan.	A. Valdes	Cristobal, C.Z.	Balboa, C.Z.	Ballast
Real ²	6	8	Pan.	Elliot Ship. & Land Co.	Cristobal, C.Z.	Balboa, C.Z.	Ballast
Sambu ²	6	8	Pan.	Elliot Ship. & Land Co.	Cristobal, C.Z.	Balboa, C.Z.	Ballast
Jedmoor ²	7	8	Brit.	Mitsubishi & Co.	Pt. Arthur, Tex.	Osaka, Japan	Scrap iron	7,534
President Wilson	8	9	Amer.	Dollar Line	New York, N.Y.	S. Francisco, Cal.	General	2,124
Tai Ping Yang ²	7	8	Pan.	Pan. Transpacific	New York, N.Y.	Shanghai, China	General	1,305
Lochkatrine ²	7	8	Brit.	Royal Mail Line, Ltd.	Rotterdam, Neth.	Vancouver, B.C.	General	2,072
Golden River	7	8	Amer.	Oceanic & Ori'l Nav. Co.	Baltimore, Md.	Portland, Oreg.	Coal, general	2,142
West Ira	7	8	Amer.	McCormick S.S. Co.	Buenos Aires, Arg.	Vancouver, B.C.	General	1,609
Takaoka Maru	8	8	Jap.	Nippon Yusen Kaisha	Boston, Mass.	Kobe, Japan	Cotton, gen.	7,918
Halsey ¹	8	8	Amer.	Shell Oil Co.	Fall River, Mass.	Los Angeles, Cal.	Ballast
Susan V. Luckenbach	8	8	Amer.	Luckenbach Line	Boston, Mass.	Seattle, Wash.	General	3,264
Allan Jackson ¹	8	8	Amer.	Standard Ship. Co.	New York, N.Y.	Los Angeles, Cal.	Ballast
Franklin K. Lane ¹	8	8	Amer.	Standard Ship. Co.	New York, N.Y.	Los Angeles, Cal.	Ballast
El Mirlo ²	8	8	Brit.	Arrow Oil Co.	Tyne, Eng.	Los Angeles, Cal.	Ballast
Sambu ²	8	8	Pan.	Elliot Ship. & Land Co.	Cristobal, C.Z.	Balboa, C.Z.	Ballast

¹ Tanker. ² Motor ship. ³ Launch. ⁴ Destroyer. ⁵ Mine planter. ⁶ Sulphur, rosin, etc.
⁷ Rice, sulphur, hardwood. ⁸ Concentrates and general. ⁹ Paper, automobiles, general.

ATLANTIC TO PACIFIC—Continued

Ship	Date arrived	Date cleared	Nationality	Line (Charterer or operator)	Port		Cargo	
					From—	For—	Nature	Tons
Simonburn	8	9	Brit.	Common Brothers.	Tyne, Eng.	Portland, Oreg.	Ballast.
Virginia	9	10	Amer.	Panama-Pacific Line.	New York, N.Y.	S. Francisco, Cal.	General.	1,937
Scotland Maru	8	9	Jap.	Yamashita K. Kaisha.	Beaumont, Tex.	Yokohama, Jap.	Scrap iron.	5,048
Chickasaw City	9	9	Amer.	Isthmian S.S. Lines.	New York, N.Y.	Seattle, Wash.	(¹)	6,133
Norfolk	9	9	Brit.	Federal Steam Nav. Co.	Glasgow & Eng.	New Zealand	Ballast.
Lindenbank	9	9	Brit.	C. Czarnikow	Santiago, Cuba.	Hongkong, China	Sugar.	6,825
Nankai Maru	9	9	Jap.	Osaka Shosen Kaisha.	Boston, Mass.	Dairen, Man'ria.	(¹)	8,190
Siamese Prince	9	10	Brit.	Prince Line, Ltd.	Halifax, N.S.	Pt. Swet'm, St. Set.	General.	2,208
Pirate			Pan.	E. J. Hooper	Cristobal, C.Z.	Gatun, C.Z.	(¹)
Motor sailer.			Amer.	U.S. Army	Cristobal, C.Z.	Balboa, C.Z.	Ballast.
O. B. motor			Amer.	U.S. Army	Cristobal, C.Z.	Balboa, C.Z.	Ballast.
Akaroo	9	10	Brit.	Shaw, Savill & Albion	London, Eng.	Wellington, N.Z.	General.	3,100
Liberator	9	10	Amer.	Lykes Bros.-Ripley.	New Orleans, La.	Cebu, P.I.	Gen., cotton.	5,967
Gravilla	9	10	Pan.	Fred Olsen Line.	Geth'burg, Swed.	Vancouver, B.C.	Ballast.
Steel Seafarer	10	10	Amer.	Isthmian S.S. Lines.	Baltimore, Md.	Singapore, St. Set.	Steel, gen.	6,160
Daylight	10	10	Amer.	Stand. Vacuum Tr'p.	New York, N.Y.	Los Angeles, Cal.	Ballast.
Faxen	10	10	Swed.	Chilean Nitrate Sales.	Newp't News, Va.	Chile	Ballast.
Acajutla	3	10	Brit.	Pacific Steam Nav. Co.	Cristobal, C.Z.	Champ'ico, Guat.	General.	660
San Bernardino	10	10	Amer.	Quaker Line.	New York, N.Y.	Seattle, Wash.	(¹)	3,031
El Sona	9		Pan.	N. Pinel	Cristobal, C.Z.	Balboa, C.Z.	Ballast.
Libertador	9		Pan.	A. Valdez	Cristobal, C.Z.	Balboa, C.Z.	Ballast.
Santa Elena	10	11	Amer.	Panama Mail S.S. Co.	Philadelphia, Pa.	Seattle, Wash.	Coffee, gen.	2,590
Beldagny	10	11	Nor.	Christina Smith.	Mobile, Ala.	Yawata, Japan	Scrap iron.	5,800
San Mateo	11	11	Amer.	United Fruit Co.	Mobile, Ala.	Guayaquil, Ecuador	Ballast.
El Oso	10	11	Brit.	C. T. Bowring & Co.	Falmouth, Eng.	Cabo Blanco, Peru	Ballast.
Silverfir	10	11	Brit.	Silver Line.	New Orleans, La.	Shanghai, China	Cotton	4,525
American	11	11	Amer.	Amer.-Hawaiian Line.	Boston, Mass.	Portland, Oreg.	General.	1,671
Manizales	3	11	Ger.	North German Lloyd.	Cristobal, C.Z.	Guayaquil, Ecuador	General.	493
Exanthia	11	11	Amer.	Texas Gulf Sul. Co.	Galveston, Tex.	Oakland, Calif.	Sulphur	7,500
Erirken	11	11	Nor.	Chilean Nitrate Sales.	Hamburg, Ger.	Iquique, Chile	Ballast.
Victor Ross	11	11	Danz.	W. Tank Schiff Rhed'i.	New York, N.Y.	Talara, Peru	Ballast.
K. R. Kingsbury	11	11	Amer.	Standard Oil Co.	Portland, Me.	S. Francisco, Cal.	Ballast.
Santa Olivia	11	12	Amer.	Grace Line	New York, N.Y.	Valparaiso, Chile.	General.	2,595
Pacific Grove	11	12	Brit.	Furness, Withy & Co.	Manchester, Eng.	Vancouver, B.C.	General.	747
Portmar	12	12	Amer.	Calmar S.S. Corp.	Baltimore, Md.	Seattle, Wash.	Steel, gen.	4,526
H. M. Storey	12	12	Amer.	J. B. Berry & Sons.	Baltimore, Md.	S. Francisco, Cal.	Ballast.
City of Rayville	12	12	Amer.	Roosevelt S.S. Co.	New York, N.Y.	Fremantle, Aus'ia	(¹)	4,397
Chester Sun	12	12	Amer.	Sun Oil Co.	Chester, Pa.	Los Angeles, Cal.	Ballast.
Pirate	12		Pan.	E. J. Hooper	Cristobal, C.Z.	Gatun, C.Z.	(¹)
Rotorua	12	13	Brit.	N.Z. Shipping Co.	Newport, Eng.	Napier, N.Z.	(¹)	7,318
Mavair	12		Amer.	J. J. Hagerty	Miami, Fla.	Balboa, C.Z.	Ballast.
Standard	12	13	Amer.	Standard Ship. Co.	Norfolk, Va.	Los Angeles, Cal.	Ballast.
Brimanger	13	13	Nor.	Interocean S.S. Corp.	Rotterdam, Neth.	Vancouver, B.C.	Ballast.
Durazzo	10	13	Ger.	Hamburg-Amer. Line.	Cristobal, C.Z.	Guayaquil, Ecuador	General.	650
Point Clear	13	14	Amer.	Gulf-Pacific Line.	New Orleans, La.	Seattle, Wash.	General.	4,551
Empire Arrow	13		Amer.	Stand. Vacuum Tr'p.	Boston, Mass.	Los Angeles, Cal.	Ballast.
Virginian	13	14	Amer.	Amer.-Hawaiian Line.	Boston, Mass.	Seattle, Wash.	General.	2,000
Tejon	13	14	Amer.	General Pet. Corp.	New York, N.Y.	Los Angeles, Cal.	Ballast.
Trondanger	13	14	Nor.	Interocean Line.	Rotterdam, Neth.	Los Angeles, Cal.	Ballast.
Montgomery City	14	14	Amer.	Isthmian S.S. Lines.	Portland, Me.	Tacoma, Wash.	Steel, gen.	3,578
Oregon Express	14	14	Nor.	Sigurd Herlofson	Hamburg, Ger.	Vancouver, B.C.	Ballast.
California	14	14	Ital.	Nav. Lib. Triestina.	Genoa, Italy	Vancouver, B.C.	General.	461
Olovsborg	14	14	Fin.	J. A. Zachariassen Co.	Hull, Eng.	Vancouver, B.C.	Ballast.
Southern Sun	14	15	Amer.	Sun Oil Co.	New York, N.Y.	Los Angeles, Cal.	Ballast.
Real	13	14	Pan.	Elliot Ship. & Land Co.	Cristobal, C.Z.	Balboa, C.Z.	Ballast.
Samba	13	14	Pan.	Elliot Ship. & Land Co.	Cristobal, C.Z.	Pedregal, R.P.	General.	5
Chance	8-2	33	Amer.	John Dow	New York, N.Y.	Balboa, C.Z.	Ballast.
Nyanza	15	15	Brit.	Inter. Freightng Co.	Wilmington, N.C.	Taltal, Chile	Ballast.
Irisbank	15	15	Brit.	Bank Line, Ltd.	Baltimore, Md.	Shanghai, China	Steel, gen.	3,136
Constance Chandler	15	15	Amer.	Arrow Line	New York, N.Y.	Seattle, Wash.	General.	1,787
Canonesa	15	15	Brit.	Shaw, Savill & Albion	London, Eng.	New Zealand	Ballast.
Svealand	15	15	Swed.	Ore S.S. Corp.	New York, N.Y.	Cruz Gr'de, Chile	Ballast.
Chateau Thierry	14	16	Amer.	U.S. Army	New York, N.Y.	Honolulu, T.H.	General.	249
Clam	15	16	Brit.	Anglo-Saxon Pet. Co.	N. Shields, Eng.	Los Angeles, Cal.	Ballast.
Laura	15	15	Dan.	J. Lauritzen	Cardiff, Eng.	Seattle, Wash.	Ballast.
Tatsuno Maru	15	15	Jap.	Nippon Yusen Kaisha	Philadelphia, Pa.	Dairen, Man'ria	(¹)	8,050
Texas Shipper	15	15	Amer.	Grace Line	New York, N.Y.	Ant'agasta, Chile	General.	2,399
Canadian Conqueror	15	15	Brit.	Can. Nat. Steamships	Halifax, N.S.	Auckland, N.Z.	Gen., paper.	2,705

PACIFIC TO ATLANTIC

Peter Kerr	16	16	Amer.	Quaker Line	Portland, Oreg.	Philadelphia, Pa.	(²)	10,145
Nagara	16	16	Brit.	Royal Mail Line, Ltd.	Seattle, Wash.	Hamburg, Ger.	Apples	4,127
Steel Exporter	16	16	Amer.	Isthmian S.S. Lines	Seattle, Wash.	Avonmouth, Eng.	(¹)	7,853

¹ Tanker. ² Motor ship. ³ Motor schooner. ⁴ Yacht. ⁵ Transport. ⁶ General and tobacco.
⁷ Lubricating oil and general. ⁸ Iron, steel, general. ⁹ Cotton, phosphate rock, etc. ¹⁰ Coal, lubricating oil, general.
¹¹ Lumber, wheat, spelter.

PACIFIC TO ATLANTIC—Continued

Ship	Date arrived	Date cleared	Nationality	Line (Charterer or operator)	Port		Cargo	
					From—	For—	Nature	Tons
Fordsdale.....	16	16	Brit.	Shaw, Savil & Albion.	Bluff, N.Z.	Glasgow, Scot.	General.....	6,800
Reynolds.....	16	16	Brit.	Chilean Nitrate Co.	Taltal, Chile.	Azores ¹³	Nitrates.....	8,205
Willboro.....	16	16	Amer.	Amer.-Hawaiian Line.	Seattle, Wash.	Bridgeport, Conn.	Lumber, gen.	8,549
Invercorrie.....	16	16	Venez.	Lago Shipping Co.	B'ventura, Cal.	Maracaibo, Ven.	Ballast.....
Trebartha.....	16	16	Brit.	Kerr-Gifford.....	Portland, Oreg.	Cobb, Ire. ¹³	Wheat.....	7,840
Taranaki.....	16	16	Brit.	Shaw, Savil & Albion.	Lyttleton, N.Z.	London, Eng.	Frozen, gen.	6,405
Hofuku Maru.....	16	17	Jap.	Kokusai Kisen Kaisha	Hilo, P.I.	New Orleans, La.	Sugar.....	7,500
Port Melbourne.....	16	17	Brit.	Com'lth & Dom. Line	Plymouth, N.Z.	London, Eng.	General.....	7,089
Uffington Court.....	16	17	Brit.	Anglo-Canadian.....	Vancouver, B.C.	Liverpool, Eng.	Wheat, lum'r	8,403
Penelope ¹	17	17	Danz.	W. Tankerschiff Rhed'i.	Talara, Peru.	Rotterdam, Neth.	Gas oil.....	11,809
Salvador.....	17	17	Brit.	Pacific Steam Nav. Co.	Champ'ico, Guat.	Cristobal, C.Z.	General.....	728
Cali.....	17	17	Ger.	North German Lloyd.	Guayaquil, Ecuador	Cristobal, C.Z.	General.....	1,189
Cambridge.....	17	17	Brit.	Federal Steam Nav. Co.	Wellington, N.Z.	London, Eng.	Frozen, gen.	6,383
Kafiristan.....	17	17	Brit.	Chilean Nitrate Co.	Antofagasta, Chile	Azores ¹³	Nitrates.....	8,250
Swainby.....	17	18	Brit.	Chilean Nitrate Co.	Taltal, Chile.	Azores ¹³	Nitrates.....	8,029
President Wilson.....	18	18	Amer.	Dollar Line.....	Manila, P.I.	New York, N.Y.	General.....	4,572
Halsey ¹	17	18	Amer.	Shell Oil Co.	Los Angeles, Cal.	Fall River, Mass.	Gasoline.....	9,073
San Francisco Maru.....	17	18	Jap.	Kokusai Kisen Kaisha	Manila, P.I.	Philadelphia, Pa.	Sugar, lum'r	7,325
J. M. Danziger ¹	17	18	Amer.	Standard Ship. Co.	Los Angeles, Cal.	Chelsea, Mass.	Fuel oil.....	10,375
Point Ancha.....	15	18	Amer.	Gulf-Pac. Mail Line.	Powell Riv., B.C.	Tampa, Fla.	General.....	3,557
Standard ¹	18	19	Amer.	Standard Oil Co.	Los Angeles, Cal.	New York, N.Y.	Fuel oil.....	17,741
Waziristan.....	18	18	Brit.	Common Brothers.....	Vancouver, B.C.	Hull, Eng.	Wheat.....	8,070
H. M. Storey ¹	18	18	Amer.	J. B. Berry & Sons.	Los Angeles, Cal.	Tiverton, R.I.	(¹⁴).....	14,684
Beaconstar ¹	18	19	Amer.	Standard Ship. Co.	Talara, Peru.	Halifax, N.S.	Gasoline.....	10,826
Amagisan Maru ¹	18	19	Jap.	Mitsui Bussan Kaisha	Manila, P.I.	New York, N.Y.	General.....	8,140
Felix Taussig.....	18	19	Amer.	McCormick S.S. Co.	Tacoma, Wash.	Philadelphia, Pa.	Lum'r, gen.	9,087
Chester Sun ¹	19	19	Amer.	Sun Oil Co.	Los Angeles, Cal.	Chester, Pa.	Gasoline.....	13,238
Europa ¹	19	19	Dan.	East Asiatic Co.	Vancouver, B.C.	Copenhagen, Den.	General.....	8,870
Ibukisan Maru.....	19	19	Jap.	Mitsui & Co.	Hilo, P.I.	New York, N.Y.	(¹⁵).....	7,424
Clarissa Radcliffe.....	19	19	Brit.	Chilean Nitrate Co.	Iquique, Chile.	Azores ¹³	Nitrates.....	9,130
Amelo.....	19	19	Neth.	Royal Neth S.S. Co.	Vancouver, B.C.	London, Eng.	Wheat, lum'r	10,265
F. W. Abrams ¹	19	20	Amer.	Standard Ship. Co.	Los Angeles, Cal.	Providence, R.I.	Fuel oil.....	13,484
Daylight ¹	19	19	Amer.	Stand. Vacuum Tr'sp.	Los Angeles, Cal.	New York, N.Y.	Fuel oil.....	13,710
Texan.....	19	20	Amer.	Amer.-Hawaiian Line.	Seattle, Wash.	Boston, Mass.	Lumber, gen.	10,045
Iddeleigh.....	19	20	Brit.	Dale & Co.	Vancouver, B.C.	Plymouth, Eng.	General.....	8,900
Virginia.....	19	20	Amer.	Panama-Pacific Line.	S. Francisco, Cal.	New York, N.Y.	General.....	6,060
Istmo.....	19	22	Pan.	Elliot Ship. & Land Co.	B'ventura, Cal.	Cristobal, C.Z.	Coffee.....	573
San Blas.....	20	20	Pan.	United Fruit Co.	Pto. Arm'les, R.P.	Mobile, Ala.	Bananas.....	1,300
Sinnington Court.....	19	20	Brit.	Haldin & Phillips.	Vancouver, B.C.	London, Eng.	(¹⁶).....	10,000
Baru ¹	20	21	Pan.	Elliot Ship. & Land Co.	Darien, R.P.	Cristobal, C.Z.	Bananas.....	86
Sambu ¹	20	21	Pan.	Elliot Ship. & Land Co.	Darien, R.P.	Cristobal, C.Z.	Bananas.....	22
Valverde.....	19	20	Ital.	Chilean Nitrate Co.	Antofagasta, Chile	Azores ¹³	Nitrates.....	6,600
Santa Inez ¹	20	20	Amer.	Grace Line.....	Talcahuano, Chile	New York, N.Y.	General.....	3,036
Chateau Thierry.....	17	21	Amer.	U.S. Army.....	Balboa, C.Z.	Brooklyn, N.Y.	Army stores.	26
Huguenot ¹	20	20	Amer.	Gulf Refining Co.	Los Angeles, Cal.	New York, N.Y.	Fuel oil.....	9,866
Presno Star.....	20	20	Brit.	Blue Star Line.....	N. West'r, B.C.	Newcastle, Eng.	General.....	5,359
Real ¹	20	21	Pan.	A. Valdes.....	Bayano Riv., R.P.	Cristobal, C.Z.	Bananas.....	50
Santa Monica ¹	20	21	Amer.	Grace Line.....	S. Francisco, Cal.	Cristobal, C.Z.	General.....	1,304
Nordhavet ¹	20	20	Dan.	Anglo-Can. Ship. Co.	Vancouver, B.C.	Leith, Scot.	General.....	7,462
Point Salinas.....	20	21	Amer.	Swayne & Hoyt.....	Portland, Oreg.	Mobile, Ala.	Lumber, gen.	6,623
L-55 ¹	19	20	Amer.	U.S. Army.....	Balboa, C.Z.	Pedro Miguel, C.Z.
Avelona Star.....	21	21	Brit.	Blue Star Line.....	Auckland, N.Z.	London, Eng.	Frozen, gen.	6,623
Alaskan.....	21	21	Amer.	Amer.-Hawaiian Line.	Seattle, Wash.	Boston, Mass.	General.....	7,332
Nyanza.....	21	21	Brit.	Inter. Freight Co.	Toconilla, Chile.	Azores ¹³	Nitrates.....	8,030
Orazio ¹	21	22	Ital.	Italia America.....	Valparaiso, Chile.	Genoa, Italy.	General.....	2,125
Pacific Trader ¹	21	22	Brit.	Furness, Withy & Co.	Vancouver, B.C.	Glasgow, Scot.	General.....	7,246
Lapwing ¹	19	21	Amer.	U.S. Navy.....	Balboa, C.Z.	Cristobal, C.Z.
Nalon.....	21	22	Brit.	Royal Mail Lines.....	Seattle, Wash.	Rotterdam, Neth.	General.....	2,802
Patrick Henry.....	22	22	Amer.	Lykes Bros.-Ripley.	Cebu, P.I.	New Orleans, La.	Sugar, copra.	10,000
California Express ¹	22	22	Nor.	Fruit Express Line.....	Portland, Oreg.	Hamburg, Ger.	Apples, pears	2,936
Nansenville.....	21	24	Nor.	Fred Olsen Line.....	Vancouver, B.C.	Liverpool, Eng.	General.....	6,757
Alfos.....	22	22	Ger.	Gildemeister Co.	Chicama, Peru.	Marseille, France.	Sugar.....	7,600
Orient City.....	22	22	Brit.	East Asiatic Co.	Vlad'ok, U.S.S.R.	Cobb, I.F.S.	Soya beans.	7,621
Horace Luckenbach.....	22	22	Amer.	Luckenbach Line.....	Seattle, Wash.	Boston, Mass.	General.....	7,069
Dallington Court.....	22	23	Brit.	Canadian Transp. Co.	Vancouver, B.C.	Hull, England.	(¹⁷).....	10,245
Sagadahoc.....	23	23	Amer.	Argonaut S.S. Co.	Los Angeles, Cal.	New York, N.Y.	Lumber, gen.	9,045
Los Angeles.....	23	24	Ger.	North German Lloyd.	Vancouver, B.C.	Hamburg, Ger.	General.....	7,663
Santa Teresa.....	23	24	Amer.	Grace Line.....	S. Francisco, Cal.	New York, N.Y.	Coffee, gen.	3,392
Lautaro ¹	23	24	Brit.	Pacific Steam Nav. Co.	Talcahuano, Chile	Glasgow, Scot.	General.....	8,025
Jane Christenson.....	24	24	Amer.	Arrow Line.....	Seattle, Wash.	Baltimore, Md.	Lumber, gen.	7,712
Franz Klaser ¹	24	24	Danz.	W. Tankerschiff Rhed'i.	Talara, Peru.	Hamburg, Ger.	(¹⁷).....	16,404
Rossington Court.....	24	24	Brit.	United Brit. S.S. Co.	Chemanais, B.C.	London, Eng.	Wheat, lum'r	10,200
Cerigo.....	24	25	Ger.	Hamburg-Amer. Line.	Guayaquil, Ecuador	Cristobal, C.Z.	General.....	1,128
Steel Age.....	24	24	Amer.	Isthmian S.S. Lines.	Vancouver, B.C.	Avonmouth, Eng.	Grain, fruit.	8,096
San Lucas.....	24	24	Amer.	States S.S. Co.	Longview, Wash.	Baltimore, Md.	Lumber, gen.	9,225

¹ Tanker. ² Motorship. ³ Tug. ⁴ Launch. ⁵ For orders. ⁶ Kerosene, furnace oil. ⁷ Sugar, silk, general. ⁸ Wheat, lumber, meal. ⁹ Gasoline, gas oil.

PACIFIC TO ATLANTIC—Continued

Ship	Date arrived	Date cleared	Nationality	Line (Charterer or operator)	Port		Cargo	
					From—	For—	Nature	Tons
Makiki.....	24	24	Amer.	Matson Nav. Co....	Honolulu, T.H.	E. coast U.S.A.	Sugar.....	8,040
Svealand.....	24	25	Swed.	Ore S.S. Corp.	Cruz Gr'de, Chile	New York, N.Y.	Iron ore.....	21,652
Barrwhin.....	24	25	Brit.	Canadian Transp. Co.	Portland, Oreg.	Watford, Eng.	Wheat, lum'r	8,400
El Sonar.....	24	26	Pan.	Pinel Brothers.	Darien, R.P.	Cristobal, C.Z.	Bananas.....	23
W. S. Miller.....	24	25	Amer.	J. B. Berry & Sons.	S. Francisco, Cal.	Tiverton, R.I.	Kerosene.....	10,358
Ashleigh.....	24	25	Brit.	Dale & Co.	Chemainus, B.C.	London, Eng.	Grain, lum'r	8,500
Dryden.....	25	25	Amer.	Lykes Bros.-Ripley.	Pulupandan, P.I.	New Orleans, La.	General.....	8,731
Amstelland.....	25	27	Neth.	Comyn & Sons.	Vancouver, B.C.	Rotterdam, Neth.	(*)	10,200
D. G. Schofield.....	25	25	Amer.	Standard Ship. Co.	Los Angeles, Cal.	Boston, Mass.	Fuel oil.....	10,820
Celtic Star.....	25	26	Brit.	Blue Star Line.	Seattle, Wash.	Bordeaux, France	Fruit, gen.	2,651
Tai Ping.....	25	26	Nor.	Barber-Wilhelmsen.	Manila, P.I.	New York, N.Y.	General.....	8,426
Castana.....	25	26	Amer.	U.S. Tankship Corp.	Honua, T.H.	Philadelphia, Pa.	Molasses.....	9,004
Mexican.....	25	26	Amer.	Amer.-Hawaian Line.	Portland, Oreg.	Boston, Mass.	Gen., lumber	8,891
Beaconhill.....	25	26	Amer.	Shell Terminal Corp.	Los Angeles, Cal.	Fall River, Mass.	Kerosene.....	10,039
Childar.....	25	26	Nor.	Wiel Amundsen.	Paagoumene, N.C.	Baltimore, Md.	Chrome ore.	7,000
Newton Ash.....	25	26	Brit.	Canadian Transp. Co.	Vancouver, B.C.	Garston, Eng.	Wheat, lum'r	6,826
Canadian Scottish	25	27	Brit.	Can Nat. Steamships	Brisbane, Aus'lia	Halifax, N.S.	General.....	1,750
W. S. Rheem.....	26	26	Amer.	Standard Ship. Co.	Los Angeles, Cal.	Boston, Mass.	Fuel oil.....	14,800
Heranger.....	26	26	Nor.	Interocean S.S. Corp.	Vancouver, B.C.	Rotterdam, Neth.	Frozen, gen.	6,942
Dunafrie.....	26	26	Brit.	Andrew Weir & Co.	Tocopilla, Chile.	New Orleans, La.	Nitrates.....	4,719
Heffron.....	26	26	Amer.	Pac. Coast Direct Line	Seattle, Wash.	Baltimore, Md.	Lumber, gen.	10,835
West Mahwah.....	26	26	Amer.	McCormick S.S. Co.	Los Angeles, Cal.	Buenos Aires, Arg	Lumber, gen.	4,684
Mataroa.....	26	26	Brit.	Shaw, Savill & Albion	Auckland, N.Z.	London, Eng.	Frozen, gen.	4,100
Santa Lucia.....	26	27	Amer.	Grace Line.....	Seattle, Wash.	Philadelphia, Pa.	General.....	3,275
San Mateo.....	27	27	Amer.	United Fruit Co.	Guayaquil, Ecuador	Mobile, Ala.	Bananas.....	864
Corrientes.....	27	27	Brit.	Donaldson Line.....	Victoria, B.C.	Glasgow, Scot.	Fruit, gen.	5,144
Real.....	27	28	Pan.	Elliot Ship. & Land Co.	Darien, R.P.	Cristobal, C.Z.	Bananas.....	38
Sambu.....	27	28	Pan.	Elliot Ship. & Land Co.	Darien, R.P.	Cristobal, C.Z.	Bananas.....	20
Bonville.....	27	27	Nor.	Fern Line.....	Philippine Is'ls	E. coast U.S.A.	Sugar.....	8,000
Kent.....	27	28	Brit.	Federal Steam Nav. Co.	Wellington, N.Z.	London, Eng.	Frozen, gen.	6,154
Gothic Star.....	27	28	Brit.	Blue Star Line.....	N. West'r, B.C.	Newcastle, Eng.	General.....	4,495
Ontariolite.....	27	28	Brit.	Imperial Oil Co.	Talara, Peru	Halifax, N.S.	Crude oil.....	12,070
Cornwall.....	27	28	Brit.	N.Z. Shipping Co.	Auckland, N.Z.	London, Eng.	Frozen, gen.	7,006
Manatawny.....	27	28	Amer.	Standard Ship. Co.	Los Angeles, Cal.	Paulsboro, N.J.	Fuel oil.....	7,345
Jacob Luckenbach.	27	28	Amer.	Luckenbach Line.	Los Angeles, Cal.	New Orleans, La.	General.....	8,584
Lochgill.....	28	28	Brit.	Royal Mail Lines, Ltd.	Victoria, B.C.	Rotterdam, Neth.	Gen., grain.	9,330
Steel Inventor.....	28	28	Amer.	Isthmian S.S. Lines.	Hilo, P.I.	Baltimore, Md.	Sugar, pines.	8,416
Yorkmar.....	28	28	Amer.	Calmar S.S. Corp.	Seattle, Wash.	Baltimore, Md.	Lumber, gen.	6,709
Dakotan.....	28	28	Amer.	Amer.-Hawaian Line.	Seattle, Wash.	Boston, Mass.	General.....	8,219
Gen. Wm. M. Graham.....	28	28	Amer.	U.S. Army.....	Ped. Miguel, C.Z.	Cristobal, C.Z.
J. L. Luckenbach.....	3-1	3-1	Amer.	Luckenbach Line.	Seattle, Wash.	Boston, Mass.	General.....	8,548
Willzipo.....	1	1	Amer.	Williams S.S. Corp.	Seattle, Wash.	Baltimore, Md.	Lumber, gen.	9,250
York City.....	1	1	Brit.	Reardon Smith Line.	Vlad'k, U.S.S.R.	Hamburg, Ger.	Soya beans.	9,020
Santa Barbara.....	1	1	Amer.	Grace Line.....	Valparaiso, Chile.	New York, N.Y.	General.....	4,319
Canadian Victor.....	1	2	Brit.	Can. Nat. Steamships	Wellington, N.Z.	Halifax, N.S.	General.....	1,083
Oregon.....	1	2	Fr.	French Line.....	Vancouver, B.C.	Havre, France	General.....	8,490
Orville Harden.....	1	2	Danz.	Baltic-Amer. Pet. Co.	Talara, Peru	Le Havre, France	Crude oil.....	16,278
Kreta.....	1	3	Ger.	Hamburg-Amer. Line.	Champ'ico, Guat.	Hamburg, Ger.	General.....	1,708
Vardas.....	1	2	Nor.	Anglo-Saxon Pet. Co.	Los Angeles, Cal.	Caraacao, D.W.I.	Gas oil.....	10,833
Birkenfels.....	2	2	Ger.	Anglo-Can. Shipping.	Pt. Alberni, B.C.	London, Eng.	Wheat, lum'r	8,109
Cities Service Ohio.....	2	2	Amer.	Cities Ser. Trans. Co.	S. Francisco, Cal.	New York, N.Y.	Furnace oil..	10,227
Heina.....	2	2	Nor.	Canadian Transp. Co.	Vancouver, B.C.	Southamp'n, Eng.	Lumber.....	6,600
Istmo.....	2	4	Pan.	Elliot Ship. & Land Co.	B'ventura, Col.	Cristobal, C.Z.	Coffee.....	597
Navy launch.....	2	2	Amer.	U.S. Navy.....	Balboa, C.Z.	Cristobal, C.Z.
Axel Johnson.....	2	4	Swed.	Johnson Line.....	Vancouver, B.C.	Goth'burg, Swed.	General.....	5,660
Acajutla.....	2	2	Brit.	Pacific Steam Nav. Co	Champ'ico, Guat.	Cristobal, C.Z.	General.....	7,746
Montreal Maru.....	2	3	Jap.	Kawasaki K. Kaisha.	Dairen, Man'ria	New York, N.Y.	Silk, gen.	6,699
Tymeric.....	2	4	Brit.	Colonial Sugar Ref. Co	Lautoka, Fiji Is.	United Kingdom.	Sugar.....	7,048
Gulferest.....	3	3	Amer.	Gulf Refining Co.	Los Angeles, Cal.	New York, N.Y.	Fuel oil.....	14,428
Manizales.....	3	3	Ger.	North German Lloyd.	Guayaquil, Ecuador	Cristobal, C.Z.	General.....	1,012
San Marcos.....	3	3	Amer.	Pac. Cont'l Grain Co.	Portland, Oreg.	Newport News.	Wheat.....	8,895
Marguerite Finlay.....	3	4	Fr.	Standard Ship. Co.	Talara, Peru	Le Havre, France	Crude oil.....	16,760
Miss Madden.....	1	1	Amer.	Ted. Foster.....	Gamboa, C.Z.	Balboa, C.Z.	Ballast.....
President Pierce.....	4	4	Amer.	Dollar Line.....	S. Francisco, Cal.	New York, N.Y.	General.....	3,989
Ima.....	4	4	Nor.	General Pet. Co.	Los Angeles, Cal.	Salonica, Greece	Gas oil.....	9,690
Arizonan.....	4	4	Amer.	Amer.-Hawaian Line.	Portland, Oreg.	Boston, Mass.	Gen., lum'r.	7,945
San Anselmo.....	4	4	Amer.	Quaker Line.....	Portland, Oreg.	Philadelphia, Pa.	Lum'r, gen.	8,217
S. C. T. Dodd.....	4	4	Amer.	J. B. Berry & Sons.	Los Angeles, Cal.	Tiverton, R.I.	(*)	10,200
Amsterdam.....	4	5	Neth.	Anglo-Can. Ship. Co.	Pt. Alberni, B.C.	Immingham, Eng.	Grain, lum'r	12,680
Hokuroku Maru.....	4	5	Jap.	Ossaka Shosen Kaisha.	Hongkong, China	Baltimore, Md.	General.....	6,729
Santa Monica.....	4	6	Amer.	Grace Line.....	Champ'ico, Guat.	Cristobal, C.Z.	General.....	1,096
Zealandia.....	4	5	Brit.	Shaw, Savill & Albion	Nelson, N.Z.	Glasgow, Scot.	Frozen, gen.	6,875
Nolisement.....	4	5	Brit.	Morel, Ltd.	Dairen, Man'ria	Cobh, I.F.S.	Soya beans.	8,349
Langleecrag.....	5	5	Brit.	F. Carriek Co.	Chemainus, B.C.	London, Eng.	Wheat, lum'r	8,600

* Tanker. * Motor ship.

* Launch.

* Mineplater.

* Lumber, fruit, general.

* For orders.

* Kerosene and furnace oil.

PACIFIC TO ATLANTIC—Continued

Ship	Date arrived	Date cleared	Nationality	Line (Charterer or operator)	Port		Cargo	
					From—	For—	Nature	Tons
E. J. Bullock ¹	5	5	Amer..	Standard Ship. Co...	Los Angeles, Cal.	Chelsea, Mass...	Fuel oil....	10,000
Handicap ²	5	5	Nor...	Brussg'd Kister'd Co.	Vlad'k, U.S.S.R...	Azores ^{1,3}	Soya beans..	8,450
Edwin Christenson.	5	6	Amer..	McCormick S.S. Co...	Seattle, Wash...	Baltimore, Md...	Lum'r, gen..	8,244
Pennsylvania.....	5	6	Amer..	Panama-Pacific Line.	S. Francisco, Cal.	New York, N.Y.	General.....	6,731
San Gil.....	6	6	Pan...	United Fruit Co....	Pto. Arm'les, R.P.	Mobile, Ala....	Bananas....	1,040
Sambus ²	6	7	Pan...	Elliot Ship. & Land Co.	Darien, R.P....	Cristobal, C.Z...	Bananas....	19
Real ²	6	7	Pan...	Elliot Ship. & Land Co.	Darien, R.P....	Cristobal, C.Z...	Bananas....	31
Tuira ²	6	7	Pan...	Elliot Ship. & Land Co.	Darien, R.P....	Cristobal, C.Z...	Bananas....	35
Edward Luckenbach.	6	6	Amer..	Luckenbach Line....	Seattle, Wash...	Boston, Mass...	General.....	5,515
Tacoma.....	6	7	Ger...	Hamburg-Amer. Line.	Vancouver, B.C.	Hamburg, Ger...	General.....	8,346
Point Brava.....	6	6	Amer..	Swayne & Hoyt....	Portland, Oreg...	Tampa, Fla....	Lum'r, gen..	6,628
Fordefjord ²	6	6	Nor...	Nitrate Sales Corp...	Iquique, Chile...	E. coast, U.S.A. ^{1,3}	Nitrates....	7,825
El Colon ²	6	7	Pan...	A. Valdez.....	Bayano Riv., R.P.	Cristobal, C.Z...	Bananas....	47
Orion ²	6	7	Amer..	C. J. Forstman.....	Pto. Arm'les, R.P.	Nassau.....	Ballast.....	
Santa Isabel.....	7	8	Amer..	Grace Line.....	Talcahuano, Chile	New York, N.Y.	General.....	3,696
William Green.....	6	7	Amer..	Standard Ship. Co...	Long Beach, Cal.	Boston, Mass...	Fuel oil....	10,664
Induna.....	7	7	Brit...	Dupont Co.....	Tocopilla, Chile...	Baltimore, Md...	Nitrates....	7,650
Ionic Star.....	7	8	Brit...	Blue Star Line.....	N. West'r, B.C.	Liverpool, Eng.	General.....	3,801
Masunda.....	7	7	Brit...	Anglo-Can. Ship. Co.	Victoria, B.C....	Liverpool, Eng.	Grain, lum'r	8,642
Hanley.....	7	7	Amer..	Pac. Coast Dir. Line.	Seattle, Wash...	Baltimore, Md...	Lum'r, gen..	9,601
Missourian ²	7	7	Amer..	Amer.-Hawaiian Line.	Seattle, Wash...	Boston, Mass...	Gen., lum'r.	9,655
Orari ²	7	8	Brit...	N.Z. Shipping Co....	Opua, N.Z....	Glasgow, Scot...	Frozen, gen.	6,587
Quebec Shipper ²	7	8	Brit...	Furness, Withy & Co.	Vancouver, B.C.	London, Eng...	General.....	8,040
Quebec City.....	7	8	Brit...	Reardon-Smith Line.	Chemanuis, B.C.	Cardiff, Wales.	General.....	7,500
W. C. Teagle ² ...	8	8	Amer..	Standard Ship. Co...	Los Angeles, Cal.	Providence, R.I.	Fuel oil....	15,801
Clearton.....	8	8	Brit...	Dale & Co.....	Vancouver, B.C.	Yvonmouth, Eng.	Grain, wheat	7,551
Nordfarer.....	8	8	Dan...	Anglo-Can. Ship. Co.	Victoria, B.C....	Manchester, Eng.	General.....	7,350
Sambu ²	8	9	Pan...	Elliot Ship. & Land Co.	Panama, R.P....	Cristobal, C.Z...	Empty dr'ms	20
Frieda ²	8	8	Amer..	Dutton Lumber Co...	Tacoma, Wash...	Pough'ie, N.Y.	Lumber.....	3,543
Pasajero ²	8	9	Hond.	F. Beltran.....	Corinto, Nic'gua.	Honduras.....	Salt.....	47
Ninna.....	8	8	Dan...	J. Lauritzen.....	Seattle, Wash...	Hook, Holland...	Fruit.....	1,000
William Rockefeller	9	9	Amer..	Standard Ship. Co...	Los Angeles, Cal.	New York, N.Y.	Fuel oil....	21,700
Mario Bakke ² ...	8	9	Nor...	Knut Knutse.....	Valparaiso, Chile.	Goth'burg, Swed.	General.....	7,080
San Gabriel.....	8	9	Amer..	Pacific-Atlantic Corp.	Portland, Oreg...	Philadelphia, Pa.	Lum'r, gen..	5,010
S-12 ²	9	9	Amer..	U.S. Navy.....	Balboa, C.Z....	Cristobal, C.Z...		
Flint ²	9	9	Nor...	Chilean Nitrate Sales.	Tocopilla, Chile...	Jacksonville, Fla.	Nitrates....	7,900
Spreewald ²	9	9	Ger...	Hamburg-Amer. Line.	Callao, Peru....	Hamburg, Ger...	General.....	7,905
Nemania.....	9	9	J.-Slav.	Chilean Nitrate Co...	Tocopilla, Chile...	Azores ^{1,3}	Nitrates....	7,740
Columbia Maru ²	9	9	Jap...	Mitsubishi Trad. Co.	Dairen, Man'ria.	Hamburg, Ger...	Soya beans..	8,010
Santa Cecilia.....	9	10	Amer..	Grace Line.....	S. Francisco, Cal.	New York, N.Y.	Coffee, gen.	3,763
El Sona ²	9	10	Pan...	Pinel Brothers.....	Panama Bay, R.P.	Cristobal, C.Z...	Bananas....	25
Libertador ² ...	9	10	Pan...	Pinel Brothers.....	Panama Bay, R.P.	Cristobal, C.Z...	Bananas....	25
Remura.....	9	10	Brit...	N.Z. Shipping Co....	Auckland, N.Z...	London, Eng...	Frozen, gen.	6,127
Durazzo.....	10	13	Ger...	Hamburg-Amer. Line.	Guayaquil, Ecuador	Cristobal, C.Z...	General.....	1,073
Democracy.....	10	10	Amer..	Nelson Line.....	Pt. Angeles, Wash.	New York, N.Y.	Lum'r, gen..	6,533
Albion Star.....	10	10	Brit...	Blue Star Line.....	Seattle, Wash...	London, Eng...	Fruit, gen..	4,034
Reina Del Pacifico ²	11	11	Brit...	Pacific Steam Nav. Co.	Valparaiso, Chile.	Liverpool, Eng.	General.....	5,127
Attika.....	10	11	Ger...	North German Lloyd.	Guaymas, Mex...	Hamburg, Ger...	General.....	2,773
Moldanger ² ...	10	11	Nor...	Intercean Line.....	Vancouver, B.C.	Rotterdam, Neth.	Wheat, gen.	8,550
Amerikaland ² ...	10	11	Swed.	Ore S.S. Corp.....	Cruz Gr'de, Chile	Baltimore, Md...	Iron ore....	21,700
Tilthorn.....	11	11	Nor...	Chilean Nitrate Sales.	Tocopilla, Chile...	Charleston, S.C.	(^{1,4}).....	10,010
W. H. Libby ² ...	11	11	Amer..	Standard Ship. Co...	Los Angeles, Cal.	Portland, Me...	Fuel oil....	12,500
Janeta.....	11	11	Brit...	McClay & McIntyre.	Vancouver, B.C.	Liverpool, Eng.	Wheat, lum'r	8,833
Dorothy Luckenbach.	11	11	Amer..	Luckenbach Line....	Seattle, Wash...	Boston, Mass...	Lumber, gen.	6,300
Knut Nelson ² ...	11	12	Nor...	Fred Olsen & Co....	Vancouver, B.C.	Oslo, Norway...	General.....	6,679
Oregonian.....	11	11	Amer..	Amer.-Hawaiian Line.	Portland, Oreg...	Boston, Mass...	General.....	7,314
Fernwood ²	11	11	Nor...	Fern Line.....	Mangarin, P.I...	E. coast, U.S.A. ^{1,3}	Sugar.....	8,000
Bronxville ² ...	11	12	Nor...	Fern Line.....	Hilo, P.I....	New Orleans, La.	Sugar.....	8,000
Harold Walker ²	11	12	Amer..	Standard Ship. Co...	Los Angeles, Cal.	Boston, Mass...	Fuel oil....	10,000
Amasis.....	12	13	Ger...	Hamburg-Amer. Line.	Valparaiso, Chile.	Hamburg, Ger...	General.....	8,703
Charles Christenson.	12	12	Amer..	Sudden & Christenson	Portland, Oreg...	Baltimore, Md...	Lumber, gen.	7,596
Knoxville City.....	12	12	Amer..	Isthmian S.S. Lines.	Hilo, T.H....	Baltimore, Md...	(^{1,4}).....	8,301
Calgarolite ² ...	12	12	Brit...	Imperial Oil Co., Ltd.	Talara, Peru....	Halifax, N.S...	Crude oil....	16,158
Samuel Bakke ² ...	11	13	Nor...	Seand.-So. Pacific Line	Ant'fagasta, Chile	Goth'burg, Nor...	General.....	6,700
Manorean ²	12	12	Neth.	Silver Java Pac. Line.	Vancouver, B.C.	Calcutta, India.	General.....	8,289
Taketoyo Maru.....	12	13	Jap...	Nippon Yusen Kaisha	Manila, P.I....	New York, N.Y.	General.....	8,177
Santa Paula.....	12	13	Amer..	Grace Line.....	Seattle, Wash...	New York, N.Y.	General.....	4,409
Larry Doheny ² ...	12	13	Amer..	Richfield Oil Co., Cal.	Los Angeles, Cal.	Paulsboro, N.J.	Fuel oil....	10,370
Elisha Walker ²	12	13	Amer..	Standard Ship. Co...	El Segundo, Cal.	Jacksonville, Fla.	Fuel oil....	11,110
San Blas.....	13	13	Pan...	United Fruit Co....	Guayaquil, Ecuador	Mobile, Ala....	Bananas....	1,350
Imlay ²	13	13	Amer..	Standard Ship. Co...	Los Angeles, Cal.	Chelsea, Mass...	Fuel oil....	10,700
Sambu ²	13	14	Pan...	Elliot Ship. & Land Co.	Darien, R.P....	Cristobal, C.Z...	Bananas....	18
Florida Maru ² ...	13	13	Jap...	Kawasaki Dock'y'd Co	Hilo, P.I....	New York, N.Y.	Sugar, gen.	7,994

¹ Tanker. ² Motor ship. ³ Launch. ⁴ Yacht. ⁵ Submarine. ^{1,3} For orders. ^{1,4} Nitrate of soda. ^{1,5} Sugar and canned pineapples.

PACIFIC TO ATLANTIC—Continued

Ship	Date arrived	Date cleared	Nationality	Line (Charterer or operator)	Port		Cargo	
					From—	For—	Nature	Tons
Robin Goodfellow	13	13	Amer.	Luckenbach Line . . .	Tacoma, Wash.	New Orleans, La.	(¹¹)	7,856
Real ²	13	14	Pan.	Elliot Ship. & Land Co.	Darien, R.P.	Cristobal, C.Z.	Bananas . . .	39
Charles R. McCormick	13	13	Amer.	McCormick S.S. Co.	Tacoma, Wash.	Baltimore, Md.	Lumber, gen.	7,502
Oakmar	13	13	Amer.	Calmar S.S. Corp.	Seattle, Wash.	Baltimore, Md.	(¹⁴)	7,122
Stensby ²	13	14	Dan.	Canadian Transp. Co.	Vancouver, B.C.	London, Eng.	(¹⁵)	6,760
Bennekorn	13	14	Neth.	Royal Neth. S.S. Co.	Talcahuano, Chile	Hamburg, Ger.	General . . .	8,053
Mavair ²	13	15	Amer.	J. J. Hagerty	Balboa, C.Z.	Miami, Fla.	Ballast . . .	
S-17 ²	13	15	Amer.	U.S. Navy	Balboa, C.Z.	Cristobal, C.Z.		
Frank Lynch . . .	13	14	Amer.	Pacific-Con. Grain Co.	Portland, Oreg.	Mobile, Ala.	Wheat . . .	3,000
Santa Clara ²	14	15	Amer.	Grace Line	Valparaiso, Chile	New York, N.Y.	General . . .	3,908
Drechtijk ²	14	15	Neth.	N. Pac. Coast Line	Vancouver, B.C.	Rotterdam, Neth.	Wheat, gen.	9,770
Fella ²	14	15	Ital.	Nav. Lib. Tristina . .	Vancouver, B.C.	Trieste, Italy	General . . .	8,120
Kansan	14	14	Amer.	Amer.-Hawaiiun Line	Seattle, Wash.	Boston, Mass.	General . . .	7,417
Canadolite ²	14	15	Brit.	Imperial Oil Co.	Cabo Blanco, Peru	Halifax, N.S.	Crude oil . .	15,552
Ferndale ²	14	15	Nor.	Fearnley & Eger . . .	Manila, P.I.	E. coast U.S.A.	Sugar . . .	7,480
S-16 ²	14	15	Amer.	U.S. Navy	Balboa, C.Z.	Cristobal, C.Z.		
Comliebank ²	15	15	Brit.	Chilean Nitrate Sales	Tocopilla, Chile	New Orleans, La.	Nitrates . .	8,048
Hollywood	15	15	Amer.	McCormick S.S. Co.	Marchfield, Oreg.	Santa Fe, Arg.	Lumber, gen.	7,574
Mallard	15	15	Amer.	U.S. Navy	Balboa, C.Z.	Cristobal, C.Z.	Towing barge	
Barge No. 44 . . .	15	15	Amer.	U.S. Navy	Balboa, C.Z.	Cristobal, C.Z.		
Istmo	15	15	Pan.	Elliot Ship. & Land Co.	B'ventura, Co.	Cristobal, C.Z.	Coffee, gen.	610
Santa Maria ²	15	15	Amer.	Union Oil Co.	Los Angeles, Cal.	Cristobal, C.Z.	(¹⁷)	12,187
Jacob Jones No. 130. ²	15	15	Amer.	U.S. Navy	Balboa, C.Z.	Cristobal, C.Z.		
Belnor ²	15	16	Nor.	Anglo-Can. Ship. Co.	Vancouver, B.C.	Plymouth, Eng.	Lumber . . .	3,350

¹ Tanker. ² Motor ship. ³ Submarine. ⁴ Destroyer. ¹¹ Sugar, flour, canned goods, general. ¹⁴ Wheat, lumber, general. ¹⁵ Wheat, lumber, whiskey. ¹⁶ For orders. ¹⁷ Mineral oil and gasoline.

Steamship "Brion" Sinks in Gatun Lake

The Dutch steamship *Brion* of 761 gross tons, sank in Gatun Lake, well clear of the channel on January 21, 1934. The vessel was in transit northbound through the Canal en route from Guayaquil to Cristobal with approximately 695 tons of cargo, consisting of coffee, cacao, ivory nuts, etc., aboard.

The vessel made a normal transit of the Canal until about 1:15 p.m., while in Gatun Lake, when she suddenly listed about five degrees to port. The master and crew were unable to discover the cause of the list, nor could the vessel be brought back to normal trim. As the list increased, the ship was taken out of the channel into an unused part of Gatun Lake. When the list continued to increase the vessel's bow was shoved against the bank of the Lake in an attempt to save her by beaching, but she slid away from the bank and turned over on her port beam and sank in approximately 13 fathoms of water, with her bow 150 feet from the east bank of the Gatun Anchorage Basin. The crew were taken off prior to her sinking.

Investigation has failed to determine the cause for the sinking but found that there was no evidence of negligence or want of care on the part of any employee or official of the Panama Canal.

Executive Order—Amendment of Executive Order No. 3761 Relating to Interest on Deposit Money Orders

Executive Order No. 3761 of December 6, 1922, relating to interest on deposit money orders issued in the Canal Zone, is hereby amended to read as follows:

By virtue of and pursuant to authority vested in me by section 2 of the act of February 16, 1933 (ch. 89, 47 Stat. 812), the following regulations are hereby prescribed:

1. Deposit money orders issued by the Canal Zone Postal Service on or after April 1, 1934, shall bear interest at the rate of five-eighths of 1 per centum for each period of 3 full calendar months from date of issue. Interest shall be payable when the order is paid but shall not accrue for more than 3 years.

2. Deposit money orders issued by the Canal Zone Postal Service prior to April 1, 1934, shall bear interest at the rate of three-fourths of 1 per centum from date of issue for any period or periods of 3 full calendar months ending between April 1, 1934, and June 30, 1934, inclusive. For subsequent periods the rate of interest shall be the same as that provided in the preceding paragraph of this order.

3. On all deposit money orders interest shall be payable when the orders are paid but shall not accrue for more than 3 years.

4. The Governor of the Panama Canal is hereby authorized to prescribe such detailed rules and regulations as may be necessary to carry out this order.

THE WHITE HOUSE,
February 20, 1934.

FRANKLIN D. ROOSEVELT.

[No. 6608]

THE PANAMA CANAL RECORD

OFFICIAL PUBLICATION OF THE PANAMA CANAL.

PUBLISHED MONTHLY.

Subscription rates, domestic, \$0.50 per year; foreign, \$1.00; address
The Panama Canal Record, Balboa Heights, Canal Zone,
or, for United States and foreign distribution,
The Panama Canal, Washington, D. C.

Entered as second-class matter February 6, 1918, at the Post Office
at Cristobal, C. Z., under the Act of March 3, 1879.

Certificate.—By direction of the Governor of The Panama Canal the matter contained herein is published as statistical information and is required for the proper transaction of the public business.

Volume XXVII.

Balboa Heights, C.Z., April 15, 1934.

No. 9.

Traffic Through the Panama Canal in March 1934

The total vessels of all kinds transiting the Canal during the month of March in the two preceding years and in 1934 are shown in the following tabulation:

Class of vessel	March 1932	March 1933	March 1934		
			Atlantic to Pacific	Pacific to Atlantic	Total
Commercial ocean vessels.....	363	399	270	268	538
Launches (under 20 tons net).....	6	9	13	6	19
Noncommercial vessels:					
U.S. Government.....	52	40	12	13	25
For repairs.....		4			
Total.....	421	452	295	287	582

COMMERCIAL TRAFFIC¹

The following tabulation shows the number of vessels, Panama Canal net tonnage, tons of cargo carried and tolls collected, from the commercial traffic transiting the Canal each month for the 12-month period ended March 31, 1934, as compared with the same period in the previous year:

Month	No. of vessels		Panama Canal net tonnage		Tons of cargo		Tolls	
	1932-33	1933-34	1932-33	1933-34	1932-33	1933-34	1932-33	1933-34
April.....	370	370	1,863,692	1,839,597	1,443,731	1,527,978	\$1,608,634.67	\$1,554,250.14
May.....	357	372	1,956,958	1,883,249	1,676,790	1,629,982	1,717,401.26	1,617,943.65
June.....	336	364	1,743,150	1,901,117	1,404,558	1,691,247	1,534,793.19	1,629,411.28
July.....	326	401	1,676,492	2,051,128	1,259,981	1,699,039	1,468,728.36	1,732,164.93
August.....	314	416	1,658,112	2,159,995	1,349,453	1,914,014	1,440,848.87	1,829,754.49
September.....	353	408	1,868,391	2,096,538	1,347,144	1,797,497	1,598,265.98	1,758,587.41
October.....	394	467	1,988,133	2,416,200	1,582,261	2,125,927	1,714,779.06	2,036,909.16
November.....	388	463	2,035,796	2,395,359	1,531,509	1,949,913	1,756,865.84	2,001,692.77
December.....	431	496	2,080,069	2,617,656	1,621,581	2,191,683	1,781,940.03	2,204,134.64
January.....	415	500	2,069,218	2,582,131	1,463,503	2,087,292	1,762,808.56	2,160,679.83
February.....	368	468	1,832,658	2,462,760	1,434,862	2,124,440	1,575,708.35	2,079,696.80
March.....	399	538	1,989,044	2,703,372	1,738,227	2,465,387.	1,718,908.41	2,281,485.72
Total.....	4,451	5,263	22,761,713	27,109,102	17,853,600	23,204,399	19,679,682.58	22,886,710.82

¹ Commercial traffic includes all ocean-going vessels paying tolls. Naval and other vessels owned and operated in the government service of the United States and Panama, war vessels of Colombia, and vessels transiting solely for repairs, are exempt from the payment of tolls. Statistics on vessels not paying tolls are shown under "Noncommercial traffic."

Traffic by Nationality of Vessels for March 1934

Nationality	No. of ships	Panama Canal net tonnage	Tons of cargo	Nationality	No. of ships	Panama Canal net tonnage	Tons of cargo
British.....	106	621,179	441,458	Italian.....	6	43,016	18,428
Chilean.....	1	4,167	6,048	Japanese.....	28	149,466	166,954
Danish.....	12	48,149	45,893	Norwegian.....	57	275,365	298,941
Danzig.....	6	47,793	50,659	Panamanian.....	40	29,397	7,570
Dutch.....	9	57,403	59,419	Spanish.....	1		
Finnish.....	1	5,259		Swedish.....	13	63,520	61,942
French.....	8	49,652	54,361	United States.....	216	1,192,733	1,118,659
German.....	28	96,191	97,528	Yugoslav.....	4	15,788	29,430
Greek.....	1	4,246	8,050				
Honduran.....	1	48	47	Total.....	538	2,703,372	2,465,387

¹ Naval training vessel of 3,297 tons displacement.

Traffic by Trade Routes, March 1934

The movement of vessels over trade routes is summarized in the following table. They are classified according to primary origin and ultimate destination of the voyage through the Canal and the cargo listed is the total aboard at time of transit. Cargo may be laden or discharged between the terminal areas indicated, hence in the cargo listed below there may be some which had other origin or destination:

Trade routes	Atlantic to Pacific			Pacific to Atlantic		
	No. of ships	Panama Canal net tonnage	Tons of cargo	No. of ships	Panama Canal net tonnage	Tons of cargo
United States intercoastal	76	449,664	166,273	80	466,745	689,338
East coast United States and:						
Canada	3	11,459	6,407	2	9,320	11,940
Central America	3	8,054	1	1,990	1,040
South America	23	93,639	17,590	23	98,019	188,635
Balboa	1	3,571	3,150	1	3,571
Hawaiian Islands	1	5,249	6,483	5	25,712	41,745
Australasia	5	28,327	24,520
Philippine Islands	3	21,939	14,667	18	95,986	133,387
Far East	27	142,568	154,395	3	18,093	18,577
Europe and:						
United States	11	53,049	4	14,464	16,724
Canada	26	155,191	30,585	45	247,109	347,236
Central America	2	6,064	4,764	3	5,741	5,896
South America	16	90,318	16,912	26	156,332	234,374
Australasia	10	91,750	21,190	12	90,190	77,507
Far East	3	12,993	12,299	5	25,920	41,609
Canadian intercoastal	1	5,208	3,940
East coast Canada:						
South America	2	15,434	2	14,489	31,710
Australasia	3	12,652	10,507	2	8,286	3,603
Far East	1	6,401	2,208
Central American intercoastal	1	48	47
East coast Central America and:						
South America	1	4,546	8,204
Balboa	1	24	24
South American intercoastal	1	1,031	640
East coast South America and:						
Canada	4	18,436	9,263	1	5,033	7,574
Far East	1	5,798	4,465
Cristobal and:						
United States	2	8,331	998	2	8,328	13,158
Central America	6	4,141	1,352	4	4,761	3,002
South America	7	4,819	3,229	9	7,701	8,095
Balboa	9	301	13	418	427
West Indies and:						
United States	2	9,698	1	5,969	10,833
Canada	1	4,647	7,000
South America	1	620
Balboa	1	5,408	11,117
Far East	2	9,664	16,118
Africa and:						
South America	1	7,247
Around the world	3	27,639	12,341	1	7,006	8,289
Foreign vessels in ballast (U.S. intercoastal)	8	42,590
Vessels not engaged in commerce	*2	377	*4	13,294
Total	270	1,368,847	570,641	268	1,334,525	1,894,746

* Yachts. * Two yachts, 1 training ship, 1 cruise vessel.

Origin and Destination of Cargo by Major Areas

The following table summarizes the origin of cargo passing through the Canal in March 1934, and its destination by major geographical trade areas:

ATLANTIC TO PACIFIC

Origin	Tons of cargo destined for—					Total
	United States	Other North America	Asia	South America	Australasia	
North America:						
United States	180,576	18,516	166,412	14,941	22,380	402,825
Other North America	1,048	26,250	16,138	15,890	12,647	71,973
Europe	27,163	5,003	12,299	16,692	21,190	82,347
Miscellaneous	8,810	1,867	2,365	454	13,496
Total	217,597	51,636	197,214	47,977	56,217	570,641

PACIFIC TO ATLANTIC

Origin	Tons of cargo destined for—				Total
	United States	Other North America	Europe	Miscellaneous	
North America:					
United States.....	695,637	32,203	122,018	6,258	856,116
Canada.....	2,089	3,710	233,173	3,768	242,740
Other North America.....	46,619	8,512	12,108		67,239
South America.....	179,958	42,521	231,947	12	454,438
Australasia.....	3,164	529	77,417		81,110
Asia.....	148,818	2,270	41,609	406	193,103
Total.....	1,076,285	89,745	718,272	10,444	1,894,746

Principal Commodities

Commodities which aggregated 10,000 or more tons either during March 1934 or March 1933 are listed below:

Commodity	March		Commodity	March	
	1933	1934		1933	1934
<i>Atlantic to Pacific</i>	<i>Long tons</i>	<i>Long tons</i>	<i>Pacific to Atlantic—Continued</i>	<i>Long tons</i>	<i>Long tons</i>
Automobiles and parts.....	6,636	17,253	Cold storage (food products) ..	18,454	35,652
Canned goods, various.....	8,166	11,727	Copra.....	14,930	8,377
Chemicals.....	5,931	10,503	Flour.....	16,848	30,448
Cotton, raw.....	32,461	25,941	Fruit, dried.....	19,863	25,756
Iron and steel, manufactures of.....	43,265	91,953	Fruit, fresh.....	29,724	33,612
Oils, mineral.....	56,291	65,528	Lumber.....	137,579	208,854
Paper.....	16,673	23,444	Metals.....	32,799	45,407
Phosphates.....	24,984	22,270	Nitrates.....	73,385	161,446
Scrap metal.....	35,230	57,988	Oats.....	18,192	10,877
Sugar.....	3,526	13,863	Oils, mineral.....	269,648	501,735
Sulphur.....	8,027	12,072	Oils, vegetable.....	13,489	14,768
Tinplate.....	8,591	25,209	Ores, principally iron.....	8,751	89,820
<i>Pacific to Atlantic</i>			Paper.....	11,701	10,223
Barley.....	23,753	14,556	Soy beans.....		41,866
Beans, edible.....	9,759	12,190	Sugar.....	201,434	189,853
Canned goods, various.....	63,583	78,686	Wheat.....	253,382	191,945
Coffee.....	22,563	26,979	Wood pulp.....	10,722	11,039
			Wool.....	9,946	23,813

* Does not include fresh fruit.

Commodities in Detail

The following statement lists all commodities passing through the Canal during the month of March 1934, as reported in the cargo declarations, showing the movement, by directions, in the United States intercoastal trade and in the total traffic. In the cargo declarations small items are frequently grouped under the designation of "general cargo;" the statistics are accordingly not precise, but are indicative of the kinds and quantity of cargo in transit through the Canal. The figures are for tons of 2,240 pounds:

Commodity	United States intercoastal		Total for all trade routes including U.S. intercoastal	
	Atlantic to Pacific	Pacific to Atlantic	Atlantic to Pacific	Pacific to Atlantic
Aircraft and parts.....	1		12	19
Agricultural implements.....	949	23	1,826	26
Alfalfa meal.....		702		822
Ammonium compounds.....	210		8,526	900
Animal foods.....	44	473	44	473
Apparel, wearing (hats, shoes, clothing, etc.).....	228		231	9
Asbestos.....			20	
Asphalt and tar.....	1,123	28	4,587	581
Automobiles (and autotrucks).....	3,719	41	11,653	50

* Except as otherwise classified.

Commodity	United States intercoastal		Total for all trade routes including U.S. intercoastal	
	Atlantic to Pacific	Pacific to Atlantic	Atlantic to Pacific	Pacific to Atlantic
Automobile parts and accessories.....	1,355	200	5,600	201
Bags and bagging, textile.....	396	59	1,404	321
Bananas.....				5,457
Barks, miscellaneous.....		33		429
Barley.....		539	2	14,556
Beans, edible, dry.....	37	5,964	78	12,190
Beer.....	176	62	195	75
Beverages, nonalcoholic.....	261		261	
Blood and tankage.....				270
Bones and bone meal.....			1,736	
Books and printed matter.....			31	2
Borax.....		680	12	6,758
Bran and pollards.....	38	1,323	38	3,523
Bricks and tile.....	245		638	
Campbor, crude.....				194
Canned and preserved goods:				
Fish.....	667	15,396	1,114	19,335
Fruit.....	1,706	28,669	1,960	43,440
Meat.....	53	100	538	186
Milk.....	11	441		641
Soup.....	3,817	40	3,890	40
Vegetables.....	1,491	4,482	1,606	4,650
Miscellaneous and unclassified.....	1,770	9,864	2,355	10,394
Carbon black.....	105	26	209	26
Celite.....		441		518
Cement.....	321		5,919	
Chalk.....			150	
Charcoal.....	27		42	
Chemicals ¹	5,360	828	10,503	866
Clay, china and fire.....	61	25	182	25
Clay, filtering.....		113		113
Clorox.....		142		142
Coal.....	1,579		1,579	
Cocoa and cocoa beans.....	365	45	1,149	1,115
Coconuts and products ¹	61	418	120	1,165
Coffee.....	433	93	7,202	26,979
Coke.....			2,451	2
Cold storage and refrigerated products:				
Dairy products.....	16		153	20,062
Eggs.....	17	173	17	173
Fish.....	18	134	18	1,002
Lard.....	94		208	
Meats.....			80	13,696
Poultry.....		473		473
Vegetables.....		64	92	136
Other and unclassified.....	56		56	110
Confectionery.....	2,363		2,406	1
Copra.....				8,377
Copra meal and cake.....				1,270
Corn.....	1,331		3,028	1
Cotton, raw.....	182	1,504	25,941	3,355
Creosote.....	6,074		6,090	
Drugs and medicines.....	1,258	2	1,571	107
Dyes.....			259	
Earthenware.....	15	2	128	2
Eggs, dried.....				2
Electrical apparatus and appliances.....	423	38	460	117
Explosives.....	124	13	1,348	324
Extract, quebracho.....			654	
Fertilizers ¹	237	167	310	167
Fish, salted or dry-cured.....			2	13
Fish meal.....				6,279
Floor coverings.....	900	922	900	1,279
Flour.....	300	25,982	1,491	30,448
Fruit, dried.....	113	16,894	195	25,756
Fruit, fresh ¹		2,251	40	33,612
Furniture and household goods.....	480	448	482	460
General.....	20,342	8,538	44,322	24,564
Gallnuts.....				26
Glass and glassware.....	2,737	27	4,208	365
Glue.....	105	200	130	230
Groceries.....	855	1	1,109	63
Gums.....	10	27	10	97
Hair, all kinds.....	30	61	34	146
Hay.....	25	207	25	397
Hemp, unmanufactured.....		559	6	3,371
Honey.....		217		450
Hops.....			3	
Horns and hoofs.....			20	5
Infusorial earth.....		321	30	633

¹ Except as otherwise classified.

Commodity	United States intercoastal		Total for all trade routes including U.S. intercoastal	
	Atlantic to Pacific	Pacific to Atlantic	Atlantic to Pacific	Pacific to Atlantic
Iron and steel, manufactures of (structural steel, plates, bars, angles, pipe, etc.)	48,718	812	91,953	836
Ivory nuts			20	2,350
Jute, unmanufactured			20	10
Lard substitute	660		660	
Lime			5	
Liquors	654	82	1,157	532
Lumber (including manufactured mill products)	1,063	113,192	1,181	208,854
Machinery (other than electrical)	3,111	436	8,521	526
Malt		160	1	160
Manufactured goods*	1,157	44	4,910	187
Marble and granite	31		156	
Matches	227	242	227	320
Metals:				
Antimony		90		192
Copper	10	7,584	335	27,672
Gold and silver		2		769
Iron	158		889	
Lead		1,970	1,552	7,192
Tin	53	20	637	2,900
Zinc	142		584	5,487
Other and unclassified	9	31	46	1,195
Milk, powdered	6	631	6	944
Molasses and syrups	447		503	8,004
Nitrates	1,500	1,325	5,655	161,446
Nuts, edible (including meats)	34	1,046	99	2,262
Oats	82	2,966	82	10,877
Oils, mineral:				
Crude			48	121,961
Gas and fuel		264,875	20,680	305,682
Gasoline, benzine and naphtha	21	57,726	19,145	57,726
Kerosene	2,573	15,685	5,117	15,685
Lubricating and greases	8,376	289	20,428	661
Other and unclassified	110	20	110	20
Oils, vegetable:				
Coconut		450		10,385
Cottonseed	1,800		1,801	3
Linseed	1,374		1,506	
Olive	6		181	
Rapeseed				128
Wood			2	635
Other and unclassified	238	85	436	3,617
Oil, sh.			89	1,447
Oil, whale				70
Oilseeds (cotton, flax, hemp, sesame, rapeseed, etc.)		40	125	2,218
Oilseed cake and meal		270	45	4,043
Ores:				
Antimony				82
Chrome				3,500
Copper				5,038
Gold and silver				5,532
Iron			472	66,052
Lead				1,390
Magnesite		155		155
Manganese	302	3,391	302	3,391
Tin				2,010
Zinc		23	5	2,272
Other and unclassified	111		2,802	398
Paints and varnishes	817	3	1,535	23
Paper and paper products*	6,927	6,057	23,444	10,223
Paper scrap	163	406	849	406
Peanuts	493	465	493	465
Peas, dry		223	20	757
Peatmoss			632	
Phosphates	344		22,270	
Plaster		19	195	19
Porcelainware	95	130	223	2,827
Potash		2,013	635	2,014
Pyrethrum flowers				81
Rags and waste		373	567	1,362
Railroad material	4,496		5,975	
Rice	1,014	412	2,379	4,642
Rope and twine	233	98	441	231
Rosin	650		2,753	33
Rubber:				
Manufactured	1,719	78	1,995	201
Raw				187
Scrap		50	25	146
Salt	267		2,187	3,165
Sand			2,388	

* Except as otherwise classified.

Commodity	United States intercoastal		Total for all trade routes including U.S. intercoastal	
	Atlantic to Pacific	Pacific to Atlantic	Atlantic to Pacific	Pacific to Atlantic
Scrap metal.....	53	210	57,988	778
Seeds (except oilseeds).....		1,191	302	1,322
Shells, oyster.....	318		568	
Silk, raw.....		818	3	2,511
Skins and hides.....		2,720	72	5,183
Slag.....			1,976	
Slate.....			2	
Soaps and products.....	2,658	201	2,867	235
Soda and sodium compounds.....	1,304		3,702	46
Soy beans.....	205		209	41,866
Sugar.....	11	26,528	13,863	189,853
Sulphur.....	7,652		12,072	5
Talc.....		223	2	231
Tallow.....		120	152	1,537
Tea.....			91	311
Textiles.....	4,182	50	8,696	2,758
Tinplate.....	7,135	25	25,209	25
Tobacco and manufactures.....	1,098	32	7,804	118
Toilet preparations.....	360	26	393	132
Turpentine.....	57		80	
Vegetables, dry.....		42	43	1,489
Wall board.....	38		142	569
Wax, paraffin.....	186		906	
Wheat.....	85	34,297	1,428	191,945
Wines.....	136	553	498	1,320
Wood pulp.....	152	10,067	783	11,039
Wool.....	41	4,090	253	23,813
Total, March 1934.....	180,576	695,637	570,641	1,894,746
Total, March 1933.....	128,510	417,287	393,927	1,344,300
Total, March 1932.....	199,492	362,882	530,497	1,113,455

* Except as otherwise classified. * Cotton, silk, wool, rayon goods.

Tanker Traffic

The following tabulation shows the tanker traffic through the Canal during March 1934, classified according to trade route:

Trade route	Atlantic to Pacific			Pacific to Atlantic		
	No. of ships	Panama Canal net tonnage	Tons of cargo	No. of ships	Panama Canal net tonnage	Tons of cargo
United States intercoastal.....	28	176,610	* 10,099	28	167,221	338,269
East coast United States and Balboa.....	1	3,571	3,150	1	3,571	
East coast United States and west coast South America.....	2	14,889				
East coast United States and Hawaiian Islands.....				1	4,284	* 8,004
East coast United States and Australasia.....	1	4,336	8,630			
East coast United States and Philippine Islands.....				1	3,902	* 6,680
East coast United States and Far East.....	1	5,005	8,376			
East coast Canada and South America.....	2	15,434		2	14,489	31,710
East coast Mexico and South America.....	1	4,546	8,204			
Cristobal and west coast United States.....	1	5,725		1	5,725	12,187
West Indies and west coast United States.....	1	4,801		1	5,969	10,833
West Indies and Balboa.....	1	5,408	11,117			
West Indies and Far East.....	1	4,559	9,293			
Europe and west coast United States.....	4	23,563		1	4,943	9,690
Europe and west coast South America.....	4	26,996		7	47,913	98,318
Africa and west coast South America.....	1	7,247				
* Total.....	49	302,690	58,869	43	258,017	515,691

* Creosote, tar oil, and vegetable oils. * Molasses. * Coconut oil.

Comparison of Canal Traffic in March 1934 with March Traffic in Previous Years

Calendar year	Month of March			Fiscal year	Average per month for fiscal year		
	Commercial transits	Panama Canal net tonnage	Tons of cargo		Commercial transits	Panama Canal net tonnage	Tons of cargo
1915.....	137	475,984	607,276	1915.....	102	361,197	465,567
1916.....	4	327	1	1916.....	63	199,687	257,843
1917.....	146	458,842	571,417	1917.....	150	483,213	588,213
1918.....	176	583,249	661,256	1918.....	172	547,839	627,669
1919.....	155	477,871	504,985	1919.....	169	510,416	576,385
1920.....	235	819,362	894,516	1920.....	206	712,170	781,208
1921.....	255	1,112,818	1,084,563	1921.....	241	951,323	966,601
1922.....	234	975,811	960,089	1922.....	228	951,455	907,075
1923.....	409	1,968,192	1,940,928	1923.....	331	1,550,482	1,630,656
1924.....	429	2,136,079	2,272,472	1924.....	436	2,179,073	2,249,559
1925.....	398	1,964,106	2,104,324	1925.....	389	1,904,596	1,996,570
1926.....	506	2,398,694	2,607,046	1926.....	433	2,064,549	2,169,787
1927.....	496	2,413,999	2,533,525	1927.....	456	2,185,651	2,312,351
1928.....	542	2,441,077	2,428,662	1928.....	538	2,454,886	2,469,226
1929.....	536	2,567,961	2,743,768	1929.....	534	2,468,483	2,555,250
1930.....	515	2,505,859	2,558,238	1930.....	515	2,498,385	2,602,519
1931.....	439	2,211,934	1,915,507	1931.....	461	2,316,012	2,090,233
1932.....	363	1,864,896	1,643,952	1932.....	376	1,968,785	1,650,667
1933.....	399	1,989,044	1,738,227	1933.....	375	1,901,823	1,514,811
1934.....	538	2,703,372	2,465,387	(1).....	462	2,387,238	2,039,466

* Canal opened August 15, 1914. * Average for 10½ months. * Average for 9 months of fiscal year.

Terminal Activities

Ships repaired during the month of March 1934, numbered 50, including 14 which were drydocked. Fuel oil in the quantity of 413,276 barrels was delivered as bunkers to 159 commercial vessels. Bunker coal amounting to 6,316 tons was delivered to 23 commercial vessels. Sales of commissary supplies to ships amounted to \$46,864.25.

Cargo Handled at Terminal Ports

	Cristobal	Balboa	Total
Local cargo arriving.....	50,453	50,509	101,052
Local cargo shipped.....	4,218	543	4,761
Cargo received for transshipment.....	43,113	499	43,612
Cargo transshipped.....	43,605	505	44,110
"Canal Zone for Orders" cargo:			
Number of receipts issued.....	21	8	29
Number of releases issued.....	92	20	112
Tons received.....	334	13	347
Tons withdrawn.....	226	28	254

All Vessels Entering and Clearing Port

	Port of Cristobal			Port of Balboa		
	No. of ships	Registered gross tonnage	Registered net tonnage	No. of ships	Registered gross tonnage	Registered net tonnage
<i>Ships entering</i>						
All vessels, including those transiting Canal..	584	3,802,278	2,266,029	550	3,352,732	2,007,282
Vessels entering port but not transiting Canal..	67	488,011	269,971	25	46,119	25,238
Vessels transiting Canal and handling passengers and cargo at terminal ports.....	127	843,406	497,419	89	644,798	374,515
<i>Ships clearing</i>						
All vessels, including those transiting Canal..	580	3,766,756	2,245,337	550	3,342,736	2,001,144
Vessels clearing port but not transiting Canal..	64	477,774	263,976	27	48,132	26,367
Vessels transiting Canal and handling passengers and cargo at terminal ports.....	122	820,031	483,665	88	636,438	369,467

Cargo Discharged and Laden in Terminal Ports

The following is a report of tons of cargo discharged and/or laden at Cristobal and Balboa during the month from midnight, March 15, 1934, to midnight, April 15, 1934. Figures after names of vessels show, respectively, tons discharged and tons laden:

CRISTOBAL

Vancouver, 0, 196	Benj. Franklin, 5, 0	Mamari, 0, 1	Eisenach, 56, 873	Davanger, 11,200, 0
Norwegian, 126, 0	Ancon, 1,603, 1,082	San Gil, $\frac{1}{2}$, 0	Durazzo, 554, 334	Real, 33, 61
Colombie, 0, 577	Point Breeze, 1,600, 0	San Diego, 113, 0	Laurits Swenson, 400, 0	Sambu, 10, 15
Quirigua, 475, 102	VilledesStrasbourg, $1\frac{1}{2}$, 0	Cefalu, 196, 527	San Blas, 0, 3	Saarland, 42, 207
Sta. Teresa, 60, 375	Iserlohn, 55, 602	Tai Yin, 675, 0	Sambu, 16, 3	Vogtland, 99, 0
Arica, 41, 138	Can. Leader, 15, 362	Dinteldijk, 0, 251	Real, 28, 50	Asuka, Maru, 201, 0
Zacapa, 1,203, 343	Tillie Lykes, 202, 176	Barneveld, 188, 0	Lochmonar, 165, 86	Invercorrie, 1,133, 0
Santa Maria, 12,187, 0	Alkmaar, 24, 195	Vigilant, 0, 41	Contessa, 200, 615	Orazio, 307, 0
Tosca, 5, 0	West Ivis, 88, 0	Amerika, 20, 0	Istmo, 275, 291	Santa Maria, 12,000, 0
Losada, 19, 345	Santa Maria, 405, 512	Kirishima Maru, 616, 0	Cordillera, 82, 725	Marques de Comillas, 82, 0
Cali, 1,177, 667	Occidental, 938, 0	Flandre, 56, 503	Mantilla, 8,765, 0	Cuba, 69, 5
Santa Inez, 63, 377	Kwanto Maru, 768, 202	Guayaquil, 1,142, 785	Orbita, 74, 489	Buenos Aires, 0, 422
Istmo, 0, 221	Real, 0, 48	Sta. Cecilia, 129, 391 $\frac{1}{2}$	Cristobal, 1,602, 638	Portland, 112, 54
Tolosa, 297, 272 $\frac{1}{2}$	Istmo, 292, 111	Veragua, 633, 175	Sta. Barbara, 237, 528	Witram, 20, 165
Haiti, 65, 1,068 $\frac{1}{2}$	Peten, 300, 18	Washington, 203, 432	Quirigua, 582, 118	Santa Ana, 207, 249
Havel, 146, 381	Seattle, 120, 83	Colombia, 145, 3	Santa Marta, 568, 391	Iris, 153, 47
Wyoming, 32, 131	Pres. Pierce, 4, 0	Sixaola, 653, 307	Stella Lykes, 57, 117	Buenaventura, 1,831, 480
Bennekorn, 150 $\frac{1}{2}$, 420	Absaroka, 394, 0	Virgilio, 91, 334	San Lucas, 79, 0	Pres. Harrison, 1, 0
Salvador, 680, 530	Santa Lucia, 297, 197	Colombia, 61 $\frac{1}{2}$, 653	Acajutla, 5, 569 $\frac{1}{2}$	Peten, 499, 98
Buenaventura, 0, 614	Ulua, 382, 235	Manizales, 1,134 $\frac{1}{2}$, 450	Tolosa, 343, 205	Istmo, 282, 0
Pres. Lincoln, 393, 0	Pastores, 51, 325 $\frac{1}{2}$	Santa Isabel, 240, 264	Haiti, 210, 544	Salvador, 1,007, 0
Juan S. Elcano, 0, 587	Metapan, 605, 428	Calamares, 451, 169	Santa Paula, 312, 236	Zacapa, 886, 61
Poseidon, 73, 776	Santa Ana, 1,494, 117	San Francisco, 20, 52	Santa Elena, 1,033, 72	Santa Rita, 126, 499
Crynsen, 103, 4	Grijnsen, 15, 891	Smyrna, 47, 67	Colombia, 1, 255	Cuba, 5, 575
Quirigua, 446, 546	Cordillera, 96, 20	Schwaben, 129, 24	Agira, 0, 351	Dakarian, 298, 0
San Jose, 28, 128	Abraham Lincoln, 0, 390	Acajutla, 590, 0	Este, 145, 404	Hokkai Maru, 851, 242
Porta, 403, 70	Klondyke, 0, 3	Barneveld, 1 p.k.g., 285	Quirigua, 21, 407	Nelson Traveler, 110, 0
Potter, 330, 0	Cerigo, 1,163, 748	Sanyo Maru, 638, 87	Baarn, 60, 303	Cerigo, 1,218, 0
Delftdijk, 242, 49 $\frac{1}{2}$	Orduna, 78, $\frac{1}{2}$	Balboa, 0, 370	Santa Elena, 284, 20	Ulua, 480, 229
San Angelo, 70, 0	Deborah, 0, 75	Nubian, 255, 0	Cali, 953, 579	Pastores, 255, 613
Santa Rita, 883, 108	Canada, 126, 42	Cellini, 206, 0	Laguna, 13, 71	Dean Emery, 10,430, 0
Sta. Catalina, 1,060, 8	Peten, 33, 252	Pres. Wilson, 1,161, 15	Annie Johnson, 52, 0	Pres. Cleveland, 601, 0
Contessa, 203, 706	San Francisco, 100, 423	St. Catalina, 1,153, 102	Damsterdijk, 0, 127	Winnipeg, 43, 161
Real, 33, 83	Santa Rosa, 468, 50	Can. Cruiser, 111, 280	Santa Olivia, 241, 0	Magallanes, 9, 0
Tuira, 51, 15	E. J. Bullock, 9,400, 0	Veragua, 12, 238	Feltre, 0, 157	
Witell, 95, 284		Feodosia, 24, 190	Cefalu, 258, 479	

BALBOA

Pres. Polk, 10, 0	Santa Catalina, 14, 0	Santa Lucia, 43, 10	Antigua, 693, 52	Santa Elisa, 0, 4
Santa Teresa, 50, 14	San Mateo, 0, 0	Point Lobos, 424, 0	El Mirlo, 12,000, 0	Santa Paula, 77, 8
Republic, 674, 200	Santa Rita, 56, 1	Cerigo, 0, 2	Sta. Catalina, 0, 1	Santa Olivia, 60, 7
Salvador, 7, 0	Absaroka, 437, 0	Santa Rosa, 218, 0	Rangitiki, 23, 0	Point Arena, 1,607, 0
Reginolit, 11,586, 0	Alkmaar, 0, 241	Tai Yin, 70, 0	Peter Maersk, 197, 0	Santa Elena, 312, 2
Santa Inez, 74, 13	Point Breeze, 3,133, 0	S. M. Hauptman, 798, 0	Laurits Swenson, 375, 0	California, 47, 0
Talamanca, 714, 28	Sandar, 11,117, 0	Washington, 467, 0	U.S.S. Vega, 12, 0	Pres. Harrison, 4, 0
Point Sur, 2,000, 0	Santa Maria, 48, 2	Sunnanvik, 114, 0	Pres. Lincoln, 1, 0	Istmo, 159, 0
Iocoma, 175, 0	West Ivis, 19, 0	Santa Cecilia, 78, 2	Sta. Barbara, 161, 92	Santa Rita, 0, 4
California, 0, 7	Santa Ana, 50, 0	Sanyo Maru, 154, 0	Emergency Aid, 141, 0	Chiriqui, 997, 60
Potter, 200, 0				

Passengers

Ocean ship passengers disembarking at Cristobal numbered 1,554; embarking 1,688; at Balboa, 630 disembarking and 989 embarking. Passengers passing through the Canal from the Atlantic to the Pacific numbered 3,587, from the Pacific to the Atlantic, 3,744. Aircraft numbering 38 entered Cristobal, and 135 passengers disembarked; clearances were 43, with 114 passengers embarking; at Balboa entries of aircraft were 2, with 4 passengers; clearances, 2, with no passengers embarking.

High Net Tonnage in March 1934

The net tonnage (Panama Canal measurement), of the 538 commercial vessels transiting the Panama Canal during the month of March 1934, aggregating 2,703,372 tons, was the highest net tonnage of any month of March since the opening of the Canal. The previous high March net tonnage (Panama Canal measurement) occurred in 1929 when this feature aggregated 2,567,961 (on 536 ships). The number of transits (538) and the amount of tolls collected last month (\$2,281,485.72) each were exceeded once in March traffic—the number of transits in 1928 when 542 vessels passed through, and the tolls in 1929 when \$2,343,865.55 were collected. Cargo tonnage was comparatively low, the 2,465,387 tons passing through last month having been exceeded in March of 1926 (2,607,046 tons), 1927 (2,533,525 tons), 1929 (2,743,768 tons), and 1930 (2,558,238 tons).

Movements of Ocean Vessels Through the Panama Canal

From midnight March 15, 1934, to midnight April 15, 1934

ATLANTIC TO PACIFIC

Ship	Date arrived	Date cleared	Nationality	Line (Charterer or operator)	Port		Cargo	
					From—	For—	Nature	Tons
Vancouver.....	15	16	Ger...	Hamburg-Amer. Line.	Hamburg, Ger...	Vancouver, B.C.	General.....	1,771
President Polk.....	16	16	Amer...	Dollar Line.....	New York, N.Y.	S. Francisco, Cal.	General.....	3,464
American Star.....	15	16	Amer...	Nelson S.S. Co....	New York, N.Y.	Seattle, Wash...	General.....	1,978
Knut Hamsun.....	15	16	Nor...	Chilean Nitrate Sales.	Newp't News, Va.	Chile.....	Ballast.....
W. S. Rheem.....	15	16	Amer...	Standard Ship. Co..	New York, N.Y.	Los Angeles, Calif	Ballast.....
Harry Luckenbach	16	16	Amer...	Luckenbach Line...	Boston, Mass...	Seattle, Wash...	General.....	4,730
Texas Planter.....	16	17	Amer...	McCormick S.S. Co.	New York, N.Y.	Seattle, Wash...	General.....	2,189
Santa Teresa.....	16	17	Amer...	Panama Mail S.S. Co.	Philadelphia, Pa.	S. Francisco, Cal.	General.....	1,688
Arica.....	16	17	Fr...	French Line.....	Havre, France...	Coronel, Chile...	(13)	1,459
Istmo.....	15	17	Pan...	Elliot Ship. & Land Co	Cristobal, C.Z.	B'ventura, Col...	General.....	175
Tosca.....	16	17	Nor...	Knut Knutsen.....	Oslo, Norway...	Arica, Chile.....	General.....	1,033
Mallard ¹⁰	Amer...	U.S. Navy.....	Cristobal, C.Z.	Balboa, C.Z.	Towing barge
D. G. Scofield ¹	16	17	Amer...	Standard Ship. Co..	Boston, Mass...	S. Francisco, Cal.	Ballast.....
President Herrenschmidt ¹²	16	17	Nor...	Pechelbronn.....	Port de Boue, Fr.	Talara, Peru.....	Ballast.....
Comeric.....	17	17	Brit...	Andrew Weir & Co...	Greenock, Eng...	Shanghai, China.	Ballast.....
Santa Maria ¹	16	17	Amer...	Union Oil Co.....	Cristobal, C.Z.	Los Angeles, Cal.	Ballast.....
Losada ²	16	17	Brit...	Pacific Steam Nav. Co	Hull, Eng.....	Corral, Chile.....	General.....	4,506
Santa Inez ³	17	18	Amer...	Grace Line.....	New York, N.Y.	Taleahuano, Chile	General.....	3,325
Wyoming.....	17	18	Fr...	French Line.....	Antwerp, Belg...	Vancouver, B.C. ¹⁴	(14)	5,916
Bordeaux Maru.....	17	18	Jap...	Kawasaki Dock'y'd Co	New York, N.Y.	Moji, Japan.....	(15)	6,255
Losmar.....	17	18	Amer...	Calmar Line.....	Baltimore, Md...	Seattle, Wash...	Gen., steel	6,316
Montanan.....	18	18	Amer...	Amer.-Hawaiian Line.	Boston, Mass...	Portland, Oreg...	General.....	3,220
Lebore.....	18	18	Amer...	Ore S.S. Corp.....	Baltimore, Md...	Cruz Gr'de, Chile	Ballast.....
San Gil.....	18	18	Pan...	United Fruit Co....	Mobile, Ala.....	Pto. Arm'les, R.P	Ballast.....
Cali.....	16	19	Ger...	North German Lloyd.	Cristobal, C.Z.	Puntarenas, C.R.	General.....	668
Poseidon.....	18	18	Ger...	Hamburg-Amer. Line.	Hamburg, Ger...	Corral, Chile.....	General.....	3,359
Armada ²	18	19	Brit...	Aust. & Amer. Line.	New York, N.Y.	Fremantle, Aust...	Asphalt, gen.	6,207
Geo. W. Knight ¹²	18	19	Danz...	Standard Ship. Co..	Terneuzen, Neth.	Talara, Peru.....	Ballast.....
Anglo Peruvian.....	18	19	Brit...	Anglo-Can. Ship. Co.	S. Shields, Eng...	Vancouver, B.C.	Ballast.....
Pacific Enterprise ¹	19	19	Brit...	Furness, Withy & Co.	Glasgow & Eng...	Vancouver, B.C.	General.....	37
Komaki Maru.....	19	19	Jap...	Kokusai Kisen Kaisha	New York, N.Y.	Osaka, Japan.....	(16)	5,743
Santa Cecilia.....	19	19	Amer...	Argonaut Line.....	New York, N.Y.	Seattle, Wash...	General.....	2,559
San Silvestre ¹	19	20	Brit...	Eagle Oil & Ship. Co.	Pto. Mexico, Mex	Valparaiso, Chile.	(17)	8,204
Delftdyk ²	19	20	Neth...	Holland-Amer. Line.	Rotterdam, Neth.	Vancouver, B.C.	General.....	2,759
Meiwei Maru.....	19	20	Jap...	Yamashita K. Kaisha.	Newport, Eng...	Portland, Oreg...	Ballast.....
Harry G. Seidel ¹²	19	20	Danz...	W. Tankerschiff Rhed'i.	Mers el Kebir, Alg.	Talara, Peru.....	Ballast.....
Steel Voyager.....	19	20	Amer...	Isthmian S.S. Lines.	Mobile, Ala.....	Hilo, T.H.....	Steel, general	6,483
San Angelo.....	19	20	Amer...	Quaker Line.....	New York, N.Y.	Portland, Oreg...	General.....	1,630
West Cape.....	20	20	Amer...	McCormick S.S. Line.	New York, N.Y.	Tacoma, Wash...	General.....	3,062
Nordbo ²	20	20	Dan...	Anglo-Can. Ship. Co.	Manchester, Eng.	Los Angeles, Cal.	Ballast.....
Golden Mountain.	20	20	Amer...	Williams S.S. Line.	Baltimore, Md...	Seattle, Wash...	General.....	1,405
Rashin Maru.....	20	20	Jap...	Yamashita K. Kaisha.	Hamburg, Ger...	Marshfield, Oreg.	Ballast.....
Endurance ¹	20	20	Pan...	R. Feuillebois.....	San Blas, R.P...	Panama, R.P.....	Coconuts.....	23
Lena Luckenbach.....	20	21	Amer...	Luckenbach Line...	Houston, Tex...	Seattle, Wash...	General.....	4,831
Tolken.....	20	21	Swed...	G. Carlsson.....	Goth'burg, Swed.	Vancouver, B.C.	Ballast.....
Vancouver City ²	20	21	Brit...	Reardon-Smith Line.	Boca Grande, Fla	Shanghai, China.	General.....	8,662
Benjamin Franklin ²	20	21	Nor...	Fred Olsen & Co....	Oslo, Norway...	Vancouver, B.C.	General.....	5,380
Santa Catalina ²	21	21	Amer...	Panama Mail S.S. Co.	Cristobal, C.Z.	Champ'ico, Guat.	Explosives.....	8
Tennessee ²	21	21	Nor...	With. Wilhelmsen.	Gulport, Miss...	Portland, Oreg...	Ballast.....
Sambu ²	20	21	Pan...	Elliot Ship. & Land Co.	Cristobal, C.Z.	Balboa, C.Z.	Ballast.....
Tuira ²	20	21	Pan...	Elliot Ship. & Land Co.	Cristobal, C.Z.	Pedregal, R.P...	General.....	46
Real ²	20	21	Pan...	Elliot Ship. & Land Co.	Cristobal, C.Z.	Pedregal, R.P...	General.....	38
Point Breeze ¹²	21	21	Amer...	Atlantic Refining Co.	Philadelphia, Pa.	Balboa, C.Z.	Ballast.....
Gertrude Maersk ²	21	22	Dan...	A. P. Moller.....	Baltimore, Md...	Cebu, P.I.....	General.....	4,985
Jutland.....	22	22	Brit...	Glen & Co.....	London, Eng...	Vancouver, B.C.	Ballast.....
Penrith Castle ²	22	22	Brit...	Barber Line.....	New York, N.Y.	Kobe, Japan.....	General.....	4,531
Makiki.....	22	22	Amer...	Matson Nav. Co....	New York, N.Y.	Los Angeles, Cal.	Ballast.....
S. C. T. Dodd ¹	22	22	Amer...	J. B. Berry & Sons.	Tiverton, R.I...	Los Angeles, Cal.	Ballast.....
Lillian Luckenbach.	22	22	Amer...	Luckenbach Line...	Providence, R.I.	Tacoma, Wash...	General.....	3,805
Hoyanger ²	22	22	Nor...	Westfal, Larsen & Co.	Buenos Aires, Arg.	Vancouver, B.C.	General.....	963
Alkmaar.....	22	23	Neth...	Royal Neth. S.S. Co.	Hamburg, Ger...	Taleahuano, Chile	General.....	1,887
Sandar ¹²	22	24	Nor...	Anglo-Saxon Pet. Co.	Curacao, D.W.I.	Balboa, C.Z.	Fuel oil.....	11,117
Silverteak ²	22	22	Brit...	S. & J. Thompson.	Boston, Mass...	Bel'n Delhi, Sum.	General.....	1,166
Eli ²	22	23	Nor...	Jorgensen Rhederi.	Antwerp, Belg...	Shanghai, China.	General.....	7,275
Santa Maria ²	22	23	Amer...	Grace Line.....	New York, N.Y.	Valparaiso, Chile.	General.....	2,638
President Pierce.....	23	23	Amer...	Dollar Line.....	New York, N.Y.	Manila, P.I.....	General.....	3,715
Occidental ¹	22	23	Amer...	The Texas Co.....	Pt. Arthur, Tex.	Shanghai, China.	Oil.....	8,376
West Ivis.....	22	23	Amer...	McCormick S.S. Co.	Buenos Aires, Arg.	Vancouver, B.C.	(18)	1,802
Sunoil ¹	23	23	Amer...	Sun Oil Co.....	Chester, Pa.....	Los Angeles, Cal.	Ballast.....
Seattle ¹	23	23	Ger...	Hamburg-Amer. Line.	Hamburg, Ger...	Vancouver, B.C.	General.....	2,576

¹ Tanker. ² Motor ship. ³ Motor schooner. ¹⁰ Mine sweeper. ¹¹ Munitions, iron, and general. ¹⁴ Silver sand, coke, and china clay. ¹⁵ Phosphate and cotton. ¹⁶ General and scrap iron. ¹⁷ Gasoline and lubricating oil. ¹⁸ Coffee, cocoa, general.

ATLANTIC TO PACIFIC—Continued

Ship	Date arrived	Date cleared	Nationality	Line (Charterer or operator)	Port		Cargo	
					From—	For—	Nature	Tons
John Bakke ¹ ...	23	24	Nor.	Scand.-So. Pacific Line	Oslo, Norway	Corral, Chile	(¹⁴)	907
Robin Adair...	23	24	Amer.	Luckenbach Line	Baltimore, Md.	Portland, Oreg.	Ballast	...
Real ² ...	22	23	Pan.	Elliot Ship. & Land Co.	Cristobal, C.Z.	Pedregal, R.P.	General	70
Col. Riche...	23	24	Amer.	U.S. Army	Cristobal, C.Z.	Gatun, C.Z.	Ballast	...
Rangitata ³ ...	23	24	Brit.	N.Z. Shipping Co.	London, Eng.	Pt. Chalers, N.Z.	General	3,383
Salvador...	17	24	Brit.	Pacific Steam Nav. Co.	Cristobal, C.Z.	Champ'co, Guatemala	General	529
San Blas...	24	24	Pan.	United Fruit Co.	Mobile, Ala.	Pto. Arm'les, R.P.	Ballast	...
Pennmar...	23	24	Amer.	Calmar Line	Baltimore, Md.	Seattle, Wash.	Steel, gen.	4,393
North Cornwall	23	24	Brit.	S.S. Owners' Oper. Co.	Newp't News, Va.	Mazatlan, Mex.	Ballast	...
Fordefjord ⁴ ...	24	24	Nor.	Chilean Nitrate Sales	Savannah, Ga.	Tocopilla, Chile	Ballast	...
J-26 ⁵ ...	24	24	Amer.	U.S. Army	Cristobal, C.Z.	Gatun, C.Z.	Towing barge	...
Santa Lucia...	24	25	Amer.	Panama Mail S.S. Co.	Philadelphia, Pa.	Seattle, Wash.	Coffee, gen.	3,175
Port Wellington	24	25	Brit.	Com'th & Dom. Line	London, Eng.	Wellington, N.Z.	General	2,814
Point Salinas...	24	25	Amer.	Swayne & Hoyt	Houston, Tex.	Seattle, Wash.	General	5,047
Texan...	24	25	Amer.	Amer.-Hawaiian Line	Boston, Mass.	Portland, Oreg.	General	3,050
Hertford...	25	26	Brit.	Federal Steam Nav. Co.	Glasgow & Eng.	New Zealand	Ballast	...
Manatawny ⁶ ...	25	26	Amer.	Reilly Tai & Chem. Co.	Philadelphia, Pa.	Seattle, Wash.	(¹⁵)	7,099
El Son ⁷ ...	24	26	Pan.	Pinel Brothers	Cristobal, C.Z.	Balboa, C.Z.	Ballast	...
Libertador ⁸ ...	24	26	Pan.	Pinel Brothers	Cristobal, C.Z.	Balboa, C.Z.	Ballast	...
Yuri Maru...	25	26	Jap.	Kokusai K. Kaisha	Galveston, Tex.	Osaka, Japan	General	8,963
Anniston City...	26	26	Amer.	Isthmian S.S. Lines	Portland, Me.	Seattle, Wash.	General	6,562
Thalia ⁹ ...	25	27	Amer.	Thos. M. Howell	Miami, Fla.	Galapagos Islands	Ballast	...
Istmo...	23	26	Pan.	Elliot Ship. & Land Co.	Cristobal, C.Z.	B'ventura, Cal.	General	100
Canadian Runner	25	26	Brit.	Margaree S.S. Co.	New Orleans, La.	Yawata, Japan	Scrap iron	2 22
Edgar F. Luckenbach	26	26	Amer.	Luckenbach Line	Mobile, Ala.	Los Angeles, Cal.	Ballast	...
Brand ¹⁰ ...	26	27	Nor.	Vest. Handleskomp'i	Aalborg, Den.	Corinto, Nicaragua	(¹⁶)	3,700
Canada ¹¹ ...	26	27	Swed.	Johnson Line	Goth'burg, Swed.	Vancouver, B.C.	Paper, gen.	3,388
City of Tokio	26	27	Brit.	Norton, Lilly & Co.	Philadelphia, Pa.	Sydney, Aust'lia	General	3,644
Devon City	27	27	Brit.	Readon-Smith Line	Liverpool, Eng.	Vancouver, B.C.	Ballast	...
Guardian ¹² ...	26	27	Amer.	All America Cables	Miami, Fla.	B'ventura, Cal.	Ballast	...
San Diego	27	27	Amer.	States S.S. Co.	Philadelphia, Pa.	Tacoma, Wash.	General	2,787
Amerikaland ¹³ ...	27	27	Swed.	Ore S.S. Corp.	Baltimore, Md.	Cruz Gr'de, Chile	Ballast	...
Alaskan...	27	27	Amer.	Amer.-Hawaiian Line	Boston, Mass.	Seattle, Wash.	General	3,313
Santos Maru ¹⁴ ...	27	27	Jap.	Osaka Shosen Kaisha	Buenos Aires, Arg.	Kobe, Japan	General	4,465
Pirate ¹⁵ ...	27	28	Pan.	E. J. Hooper	Cristobal, C.Z.	Gatun, C.Z.	Bananas	...
E. J. Bullock ¹⁶ ...	26	28	Amer.	Standard Ship. Co.	Aruba, D.W.I.	Los Angeles, Cal.	Ballast	...
Birmingham City	27	28	Amer.	Isthmian S.S. Lines	Baltimore, Md.	Shanghai, China	(¹⁷)	8,647
Cerigo...	25	28	Ger.	Hamburg-Amer. Line	Cristobal, C.Z.	Guayaquil, Ecuador	General	700
Beaconhill ¹⁸ ...	28	29	Amer.	Standard Ship. Co.	New York, N.Y.	Los Angeles, Cal.	Ballast	...
Taira ¹⁹ ...	27	29	Pan.	Elliot Ship. & Land Co.	Cristobal, C.Z.	Balboa, C.Z.	Ballast	...
Sambu ²⁰ ...	27	29	Pan.	Elliot Ship. & Land Co.	Cristobal, C.Z.	Balboa, C.Z.	Ballast	...
Antigone...	28	29	Brit.	C. Czarnikow	Boca Gr'de, Cuba	Vancouver, B.C.	Sugar	7,000
Bronxville ²¹ ...	28	29	Nor.	Fern Line	New Orleans, La.	Los Angeles, Cal.	Ballast	...
Gertrude Kellogg ²² ...	28	29	Amer.	Kellogg S.S. Co.	Houston, Tex.	S. Francisco, Cal.	Vegetable oil	3,000
Athelbeach ²³ ...	29	29	Brit.	Stand. Vacuum Tr'p.	Aruba, D.W.I.	Shanghai, China	Fuel oil	9,293
Amerika ²⁴ ...	29	29	Dan.	East Asiatic Co.	Copenhagen, Den.	Vancouver, B.C.	General	305
T. J. Williams ²⁵ ...	29	29	Amer.	Standard Ship. Co.	New York, N.Y.	Los Angeles, Cal.	Ballast	...
Leeds City	29	29	Brit.	Readon-Smith Line	Cardiff, Wales	Portland, Oreg.	Ballast	...
Wm. Rockefeller	29	30	Amer.	Standard Ship. Co.	New York, N.Y.	Los Angeles, Cal.	Ballast	...
Heffron...	29	29	Amer.	Pac. Coast Direct Line	Boston, Mass.	Tacoma, Wash.	Steel, gen.	1,249
Horace Luckenbach	29	29	Amer.	Luckenbach Line	Boston, Mass.	Seattle, Wash.	General	2,760
Margaret Johnson ²⁶ ...	29	30	Swed.	Johnson Line	Stockholm, Swed.	Vancouver, B.C.	Paper, gen.	477
Calgarolite ²⁷ ...	29	30	Brit.	Imperial Oil Co.	Halifax, N.S.	Talara, Peru	Ballast	...
Chriscraft No. 6 ²⁸ ...	29	30	Pan.	E. Pucci	Cristobal, C.Z.	Balboa, C.Z.	Ballast	...
Point Ancha...	29	30	Amer.	Swayne & Hoyt, Inc.	Beaumont, Tex.	Seattle, Wash.	(¹⁹)	2,318
Yomachichi ²⁹ ...	29	30	Amer.	Roosevelt Line	Baltimore, Md.	Shanghai, China	General	3,006
Bonneville ³⁰ ...	29	30	Nor.	Isbrandtsen Moller Co	Chester, Pa.	Yokohama, Jap.	General	1,600
Montreal Maru...	29	30	Jap.	Kawasaki K. Kaisha	Charleston, S.C.	Vancouver, B.C.	Ballast	...
Felix Tausig	30	30	Amer.	McCormick S.S. Co.	Philadelphia, Pa.	Seattle, Wash.	Steel, gen.	3,186
President Adams	30	30	Amer.	Dollar Line	New York, N.Y.	S. Francisco, Cal.	Tinplate, gen.	5,202
Bethore...	30	30	Amer.	Ore S.S. Corp.	Baltimore, Md.	Cruz Gr'de, Chile	Ballast	...
Santa Cecilia...	30	31	Amer.	Panama Mail S.S. Co.	New York, N.Y.	S. Francisco, Cal.	General	2,342
Calmar...	30	30	Amer.	Calmar Line	Baltimore, Md.	Seattle, Wash.	Gen. steel	5,445
Orea ³¹ ...	30	30	Amer.	U.S. Army	Cristobal, C.Z.	Balboa, C.Z.	Ballast	...
Icy V ³² ...	30	31	Amer.	L. H. Brereton	Cristobal, C.Z.	Balboa, C.Z.	Ballast	...
Iris...	30	31	Neth.	Royal Neth. S.S. Co.	Aruba, D.W.I.	Guayaquil, Ecuador	Ballast	...
Gaelic Star...	30	31	Brit.	Blue Star Line	Newcastle, Eng.	Vancouver, B.C.	Ballast	...
Amagisan Maru ³³ ...	30	31	Jap.	Mitsui & Co.	New York, N.Y.	Kobe, Japan	General	7,335
Imukisan Maru ³⁴ ...	30	31	Jap.	Mitsui & Co.	New York, N.Y.	Yawata, Japan	(²⁰)	3,704
City of Winnipeg	31	4-1	Brit.	Ellerman & Bucknall	Philadelphia, Pa.	Dairen, China	General	6,449
Athelsutan ³⁵ ...	31	31	Brit.	Assan Bussan & Co.	Iull, Eng.	Los Angeles, Cal.	Ballast	...
Trevolar ³⁶ ...	31	31	Brit.	Hain S.S. Co.	New York, N.Y.	Portland, Oreg.	Ballast	...
California Express ³⁷ ...	31	4-2	Nor.	Fruit Express Line	Goth'burg, Swed.	Seattle, Wash.	Ballast	...

¹ Tanker. ² Motor ship. ³ Motor schooner. ⁴ Launch. ⁵ Yacht. ⁶⁻¹³ Cable ship. ¹⁴ General and explosives. ¹⁵ Crescote and tar oil. ¹⁶ Cement and cattle. ¹⁷ And return to Cristobal. ¹⁸ Tinplate, tobacco, etc. ¹⁹ Lumber, general, oil. ²⁰ Scrap steel and rosin.

ATLANTIC TO PACIFIC—Continued

Ship	Date arrived	Date cleared	Nationality	Line (Charterer or operator)	Port		Cargo	
					From—	For—	Nature	Tons
Santa Isabel	31	31	Amer.	Grace Line	New York, N.Y.	San Antonio, Chile	Steel, gen.	2,803
Mexican	31	31	Amer.	Amer.-Hawaiian Line	Boston, Mass.	Portland, Oreg.	General	2,502
Schwaben	3	4	Ger.	North German Lloyd	Hamburg, Ger.	Portland, Oreg.	General	2,002
Maibriton	31	1	Brit.	R. Chapman & Sons	S. Shields, Eng.	Arica, Chile	Ballast
Childar	31	1	Nor.	Wiel & Amundsen	Baltimore, Md.	Los Angeles, Cal.	Ballast
San Mateo	4	1	Amer.	United Fruit Co.	Mobile, Ala.	Guayaquil, Ecuador	Ballast
Victoria Maru	3	1	Jap.	Kokusai K. Kaisha	Pt. Tampa, Fla.	Kobe, Japan	(¹)	7,864
Moveria	4	1	Brit.	Donaldson Line	Glasgow & Eng.	Vancouver, B.C.	General	900
Jacob Luckenbach	1	1	Amer.	Luckenbach Line	Houston, Tex.	Tacoma, Wash.	General	4,833
Gulfcrest	1	1	Amer.	Gulf Refining Co.	New York, N.Y.	Los Angeles, Cal.	Ballast
San Francisco	3	31	Fr.	French Line	Antwerp, Belg.	Vancouver, B.C.	(¹)	5,763
H ₂ O ₂	1	1	Amer.	W. J. Bennett	Cristobal, C.Z.	Gatun, C.Z.	Ballast
Pee Wee	1	1	Amer.	C. Motenberg	Cristobal, C.Z.	Gatun, C.Z.	Ballast
Snoodle	1	1	Amer.	W. Tullsen	Cristobal, C.Z.	Gatun, C.Z.	Ballast
Cellina	4	1	Ital.	Nav. Libera Triestina	Trieste, Italy	Vancouver, B.C.	General	2,565
Lycia	1	2	Brit.	Canadian Transp. Co.	Halifax, N.S.	Tacoma, Wash.	General	3,724
Thilthorn	1	2	Nor.	Chilean Nitrate Co.	Charleston, S.C.	Iquique, Chile	Ballast
Flint No. 2	1	2	Nor.	Chilean Nitrate Sales	Newsp't News, Va.	Tocopilla, Chile	Ballast
Port Hobart	2	2	Brit.	Com'lth & Dom. Line	Glasgow & Eng.	N. Plymouth, N.Z.	General	5,086
Pacific Exporter	2	2	Brit.	Furness, Withy & Co.	Manchester, Eng.	Vancouver, B.C.	General	594
W. H. Libby	2	2	Amer.	Standard Ship. Co.	Boston, Mass.	Los Angeles, Cal.	Ballast
Manizales	3	30	Ger.	North German Lloyd	Cristobal, C.Z.	Guayaquil, Ecuador	General	250
Pirate	4	2	Pan.	E. J. Hooper	Cristobal, C.Z.	Gatun, C.Z.	Bananas
Santa Catalina	1	3	Amer.	Panama Mail S.S. Co.	Cristobal, C.Z.	S. Francisco, Cal.	General	106
Indiana	2	3	Brit.	Inter. Freightage Co.	Norfolk, Va.	Chile	Ballast
Noreg	2	3	Nor.	H. M. Wrangell Co.	Oslo, Norway	Talara, Peru	Ballast
Feodosia	2	3	Ger.	Hamburg-Amer. Line	Hamburg, Ger.	Mazatlan, Mex.	General	1,437
Steel Engineer	2	3	Amer.	Isthmian S.S. Lines	Mobile, Ala.	Portland, Oreg.	General	6,925
Sage Brush	3	3	Amer.	Shepard S.S. Co.	Boston, Mass.	Seattle, Wash.	General	5,568
Turakina	3	4	Brit.	N.Z. Shipping Co.	Liverpool, Eng.	Wellington, N.Z.	Ballast
Larry Doheny	3	3	Amer.	Richfield Oil Co.	Boston, Mass.	Los Angeles, Cal.	Ballast
Eisenach	3	4	Nor.	Fred Olsen & Co.	Hull, Eng.	Vancouver, B.C.	General	5,658
F.H. Bedford, Jr.	2	3	Ger.	North German Lloyd	Hamburg, Ger.	Taleahuano, Chile	General	2,756
Lochmonar	3	4	Amer.	Anglo-Amer. Oil Co.	Ceuta, Morocco	Talara, Peru	Ballast
Papose	3	4	Brit.	Royal Mail Line, Ltd.	Rottterdam, Neth.	Vancouver, B.C.	General	1,043
Dakotan	3	4	Amer.	G. H. Corse	Houston, Tex.	Tacoma, Wash.	General	8,300
Fernwood	3	4	Amer.	Amer.-Hawaiian Line	Boston, Mass.	Seattle, Wash.	General	3,798
Mandaly	4	4	Nor.	Fern Line	New York, N.Y.	Los Angeles, Cal.	Ballast
Taranger	3	4	Brit.	Com'lth & Dom. Line	New York, N.Y.	Fremantle, Aus.ia	General	4,664
F. W. Abrams	3	4	Nor.	Interoceano Line	Rotterdam, Neth.	Vancouver, B.C.	Ballast
Glaucus	4	4	Amer.	Standard Ship. Co.	New York, N.Y.	Los Angeles, Cal.	Ballast
Gulfwax	4	4	Brit.	Alfred Holt & Co.	Boston, Mass.	Yokohama, Japan	General	5,498
Tuira	3	4	Amer.	Gulf Refining Co.	New York, N.Y.	Los Angeles, Cal.	Ballast
Sambu	3	4	Pan.	Elliot Ship. & Land Co.	Cristobal, C.Z.	Balboa, C.Z.	Ballast
Real	3	4	Pan.	Elliot Ship. & Land Co.	Cristobal, C.Z.	Pto. Arm'les, R.P.	General	20
Orbita	4	5	Brit.	Elliot Ship. & Land Co.	Cristobal, C.Z.	Pto. Arm'les, R.P.	General	33
Willamette Valley	4	5	Brit.	Pacific Steam Nav. Co.	Liverpool, Eng.	Valparaiso, Chile	General	2,944
President Lincoln	4	5	Brit.	Sir W. R. Smith Sons	Tampa, Fla.	Kobe, Japan	(¹)	7,800
Anglo-Australian	4	5	Amer.	Dollar Line	New York, N.Y.	S. Francisco, Cal.	(¹)	3,007
Istmo	3	5	Brit.	Anglo-Canadian Co.	S. Shields, Eng.	Vancouver, B.C.	Ballast
Filleigh	4	5	Pan.	Elliot Ship. & Land Co.	Cristobal, C.Z.	B'ventura, Col.	General	300
Frumenton	4	5	Brit.	Furness, Withy & Co.	Barry, Eng.	Vancouver, B.C.	Ballast
Willboro	4	5	Brit.	Norton, Lilly & Co.	N. Shields, Eng.	Portland, Oreg.	Ballast
J. L. Luckenbach	5	5	Amer.	Amer.-Hawaiian Line	Bridgeport, Conn.	Tacoma, Wash.	General	2,032
Beaconoil	5	5	Amer.	Luckenbach Line	Boston, Mass.	Seattle, Wash.	(¹)	3,203
Steel Mariner	5	5	Amer.	Standard Ship. Co.	Baltimore, Md.	Los Angeles, Cal.	Ballast
Hokuroku Maru	5	5	Amer.	Isthmian S.S. Lines	Portland, Me.	Seattle, Wash.	General	6,935
Utacarbon	5	5	Jap.	Osaka Shosen Kaisha	Boston, Mass.	Moji, Japan	General	8,056
J-26	5	6	Amer.	Union Oil Co.	Tiverton, R.I.	Los Angeles, Cal.	Ballast
Robin Gray	6	6	Amer.	U.S. Army	Cristobal, C.Z.	Gatun, C.Z.	Ballast
Marore	6	6	Amer.	Luckenbach Gulf S.S. Co.	Baltimore, Md.	Los Angeles, Cal.	Ballast
Tai Ping	6	6	Nor.	Ore S.S. Corp.	Baltimore, Md.	Cruz Gr'de, Chile	Ballast
San Salvador	6	6	Brit.	Barber-Wilhelm Line	Philadelphia, Pa.	Shanghai, China	Iron, gen.	4,689
Santa Barbara	5	6	Amer.	Eagle Oil Ship. Co.	London, Eng.	Los Angeles, Cal.	Ballast
Victrolite	5	6	Amer.	Grace Line	New York, N.Y.	Valparaiso, Chile	General	2,218
Jane Christenson	6	6	Brit.	Imperial Oil Co.	New York, N.Y.	Lobitos, Peru	Ballast
Acajutla	3	31	Brit.	Arrow Line	Baltimore, Md.	Seattle, Wash.	General	2,211
San Lucas	4	6	Brit.	Pacific Steam Nav. Co.	Cristobal, C.Z.	Champico, Guat.	General	500
A. C. Bedford	6	7	Amer.	Quaker Line	Boston, Mass.	Seattle, Wash.	(¹)	2,665
Emergency Aid	7	7	Amer.	Standard Ship. Co.	New York, N.Y.	Los Angeles, Cal.	Ballast
Dryden	7	7	Amer.	McCormick S.S. Co.	Buenos Aires, Arg.	Vancouver, B.C.	(¹)	4,434
LaBrea	7	8	Amer.	Lykes Bros.-Ripley	Galveston, Tex.	Cebu, P.I.	General	6,335
Point Brava	7	7	Amer.	Union Oil Co.	Baltimore, Md.	Los Angeles, Cal.	Ballast
El Sons	6	6	Pan.	Swayne & Hoyt	Houston, Tex.	Seattle, Wash.	(¹)	4,922
Libertador	6	6	Pan.	Pinel Brothers	Cristobal, C.Z.	Balboa, C.Z.	Ballast
	6	6	Pan.	Pinel Brothers	Cristobal, C.Z.	Balboa, C.Z.	Ballast

¹ Tanker. ² Motor ship. ³ Motor schooner. ⁴ Launch. ⁵ Launch. ⁶ Cotton, phosphates, scrap metals. ⁷ Coke, ammonia, etc. ⁸ And return to Cristobal. ⁹ Cotton, sulphur, etc. ¹⁰ General and automobiles. ¹¹ Bones, coffee, etc. ¹² Iron, steel, general.

ATLANTIC TO PACIFIC—Continued

Ship	Date arrived	Date cleared	Nationality	Line (Charterer or operator)	Port		Cargo	
					From—	For—	Nature	Tons
Santa Paula.....	7	8	Amer.	Panama Mail S.S. Co.	New York, N.Y.	S. Francisco, Cal.	Gen., coffee.	3,136
Tainui.....	7	8	Brit.	Shaw, Savill & Albion	London, Eng.	New Zealand....	General....	3,270
Agira.....	7	8	Ger.	North German Lloyd.	Bremerh'n, Ger.	Acajuita, Sal'dor.	General....	385
Henry D. Whiton.....	8	8	Amer.	Texas-Gulf Sulph'r Co	Galveston, Tex.	Tacoma, Wash.	Sulphur....	6,301
Durazzo.....	8	8	Ger.	Hamburg-Amer. Line.	Cristobal, C.Z.	Guayaquil, Ecuador	General....	334
Malay.....	7	8	Amer.	U.S. Navy.	New Haven, Conn.	Los Angeles, Cal.	Ballast....	
Fordsdale.....	7	8	Brit.	Shaw, Savill & Albion	London, Eng.	New Zealand....	Ballast....	
Franz Klasen ¹	7	8	Danz.	W. Tanksschiff Rhed'i.	Rotterdam, Neth.	Talara, Peru....	Ballast....	
Steele.....	7	8	Amer.	Ore S.S. Corp.	Baltimore, Md.	Cruz Gr'de, Chile	Ballast....	
Athelregent ¹	7	8	Brit.	H. P. Drewry.	Falmouth, Eng.	LaLibertad, Ecua.	Ballast....	
Athelprincess ¹	8	8	Brit.	United Molasses Co.	Liverpool, Eng.	Los Angeles, Cal.	Ballast....	
Arizonan.....	8	9	Amer.	Amer.-Hawaiian Line.	Boston, Mass....	Portland, Oreg.	General....	2,855
Missoula.....	8	9	Amer.	Pacific-Con. Grain Co.	Newp't News, Va.	Los Angeles, Cal.	Ballast....	
S-13 ¹			Amer.	U.S. Navy.	Cristobal, C.Z.	Balboa, C.Z.	Ballast....	
S-14 ¹			Amer.	U.S. Navy.	Cristobal, C.Z.	Balboa, C.Z.	Ballast....	
Pasajero ¹	7	9	Hond.	Francisco Beltram	Pto. Cast'l, Hon.	Corinto, Nic'gua.	Ballast....	
Harold Walker ¹	8	9	Amer.	Standard Ship. Co.	New York, N.Y.	Los Angeles, Cal.	Ballast....	
Teal ¹			Amer.	U.S. Navy.	Cristobal, C.Z.	Balboa, C.Z.	Towing barge	
S-16 ¹			Amer.	U.S. Navy.	Cristobal, C.Z.	Balboa, C.Z.	Ballast....	
S-17 ¹			Amer.	U.S. Navy.	Cristobal, C.Z.	Balboa, C.Z.	Ballast....	
Steel Scientist.....	8	9	Amer.	Isthmian S.S. Lines	Baltimore, Md.	Penang, St. Sett.	General....	7,641
S-10 ¹			Amer.	U.S. Navy.	Cristobal, C.Z.	Balboa, C.Z.	Ballast....	
S-11 ¹			Amer.	U.S. Navy.	Cristobal, C.Z.	Balboa, C.Z.	Ballast....	
S-48 ¹			Amer.	U.S. Navy.	Cristobal, C.Z.	Balboa, C.Z.	Ballast....	
Yorkmar.....	8	9	Amer.	Calmar Line.	Baltimore, Md.	Seattle, Wash.	Steel, gen.	6,458
Dalcross.....	9	9	Brit.	United Steam Nav. Co.	S. Shields, Eng.	Vancouver, B.C.	Ballast....	
Golden Kauri.....	9	9	Amer.	Swayne & Hoyt	Houston, Tex.	S. Francisco, Cal.	Ballast....	
Ontariolite ¹	9	10	Brit.	Imperial Oil Co.	Caripito, Venez.	Tocopilla, Chile.	Fuel oil....	11,717
Lapwing ¹			Amer.	U.S. Navy.	Cristobal, C.Z.	Balboa, C.Z.	Ballast....	
Baarn.....	9	10	Neth.	Royal Neth. S.S. Co.	Amsterdam, Neth.	Corral, Chile....	General....	1,529
Ortvo.....	9	10	Nor.	S.S. Co. Cosmopolite.	Norfolk, Va....	Yawata, Japan....	Scrap iron...	9,266
Aldington Court ¹	9	10	Brit.	Anglo-Can. Ship. Co.	London, Eng.	S. Francisco, Cal.	Sugar....	3,360
O. B. Sorensen ¹	10	10	Nor.	Anglo-Saxon Pet. Co.	Falmouth, Eng.	Los Angeles, Cal.	Ballast....	
District of Columbia ¹	10	10	Amer.	Standard Ship. Co.	Boston, Mass....	Los Angeles, Cal.	Ballast....	
Missourian ¹	10	10	Amer.	Amer.-Hawaiian Line.	Boston, Mass....	Seattle, Wash.	General....	3,683
Hugoton ¹	10	10	Amer.	U.S. Navy.	Providence, R.I.	Los Angeles, Cal.	Ballast....	
Annie Johnson ¹	10	10	Swed.	Johnson Line.	Stockholm, Swed.	Vancouver, B.C.	General....	2,054
Laguna ¹	10	10	Brit.	Pacific Steam Nav. Co	Hull, Eng....	Corral, Chile....	General....	3,531
Pirate ¹	10		Pan.	E. J. Hooper	Cristobal, C.Z.	Gatun, C.Z. ^{1,2}	Bananas....	
Gen. Wm. M. Graham ¹			Amer.	U.S. Army	Cristobal, C.Z.	Balboa, C.Z.	Ballast....	
Edwin Christenson.....	10	11	Amer.	McCormick S.S. Co.	Norfolk, Va....	Seattle, Wash.	General....	3,696
San Anselmo.....	11	11	Amer.	Quaker Line.	N. London, Conn	Portland, Oreg.	Ballast....	
Peter Kerr.....	11	11	Amer.	Quaker Line.	Baltimore, Md.	Los Angeles, Cal.	Ballast....	
Hanley.....	11	11	Amer.	Nacirema Oper. Co.	Boston, Mass....	Tacoma, Wash.	General....	1,562
Saarland.....	10	11	Ger.	Hamburg-Amer. Line.	Hamburg, Ger.	Valparaiso, Chile.	General....	1,813
Sambu ¹	10	11	Pan.	Elliot Ship. & Land Co.	Cristobal, C.Z.	Pto. Arm'les, R.P.	General....	18
Real ¹	10	11	Pan.	Elliot Ship. & Land Co.	Cristobal, C.Z.	Pto. Arm'les, R.P.	General....	40
Orazio ¹	11	12	Ital.	Soc. Ital. Flotte Riunite	Genoa, Italy....	Valparaiso, Chile.	General....	360
Frank Lynch ¹	11	12	Amer.	Pacific-Con'l Grain Co.	Freeport, Tex.	S. Francisco, Cal.	Sulphur....	2,561
Gulfpenn ¹	11	12	Amer.	Gulf Refining Co.	New York, N.Y.	Los Angeles, Cal.	Ballast....	
Camden ¹	11	12	Amer.	Standard Ship. Co.	Newp't News, Va.	Los Angeles, Cal.	Ballast....	
Florida Maru ¹	11	12	Jap.	Kawasaki Dock'y'd Co	Baltimore, Md.	Los Angeles, Cal.	Ballast....	
Dorothy Luckenbach.....	12	12	Amer.	Luckenbach Line.	Boston, Mass....	Seattle, Wash.	General....	3,104
Taranaki ¹	12	13	Brit.	Shaw, Savill & Albion	London, Eng....	Pt. Chal'ers, N.Z.	General....	2,593
Mercury Sun ¹	12	12	Amer.	Sun Oil Co.	Chester, Pa....	Los Angeles, Cal.	Ballast....	
J-26 ¹			Amer.	U.S. Army	Cristobal, C.Z.	Gatun, C.Z.	Ballast....	
Atheltemplar ¹	12	13	Brit.	United Molasses Co.	Rotterdam, Neth.	Los Angeles, Cal.	Ballast....	
Portland ¹	12	13	Ger.	Hamburg-Amer. Line.	Hamburg, Ger.	Vancouver, B.C.	General....	3,088
Brilliant ¹	12	13	Amer.	Stand. Vacuum Tr'sp.	New York, N.Y.	Los Angeles, Cal.	Ballast....	
California.....	13	13	Amer.	Panama-Pacific Line.	New York, N.Y.	S. Francisco, Cal.	General....	3,010
President Harrison.....	13	13	Amer.	Dollar Line.	New York, N.Y.	S. Francisco, Cal.	(14) 4,005	
Santa Maria ¹	11	13	Amer.	Union Oil Co.	Cristobal, C.Z.	Los Angeles, Cal.	Ballast....	
Cornwall.....	13	14	Brit.	Federal Steam Nav. Co.	London, Eng....	Auckland, N.Z.	Ballast....	
Chilore.....	13	13	Amer.	Ore S.S. Corp.	Baltimore, Md.	Cruz Gr'de, Chile	Ballast....	
Santa Ana.....	12	14	Amer.	Panama Mail S.S. Co.	New York, N.Y.	S. Francisco, Cal.	General....	1,765
Romsdalsborn.....	13	13	Nor.	Chilean Nitrate Sales.	Newp't News, Va.	Tocopilla, Chile.	Ballast....	
Charles G. Black ¹	13	14	Amer.	Standard Ship. Co.	New York, N.Y.	Los Angeles, Cal.	Ballast....	
F. J. Luckenbach.....	14	14	Amer.	Luckenbach Line.	Boston, Mass....	Tacoma, Wash.	Ballast....	
San Gil.....	14	14	Pan.	United Fruit Co.	Mobile, Ala....	Pto. Arm'les, R.P.	Ballast....	
Seisho Maru.....	14	14	Jap.	Mitsui Line.	New York, N.Y.	Bellingham, Wash	Ballast....	
Santa Rita ¹	13	14	Amer.	Grace Line.	New York, N.Y.	Valparaiso, Chile.	General....	3,184
Uganda.....	14	14	Brit.	McClay & McIntyre.	Boston, Mass....	Vancouver, B.C.	Ballast....	
San Blas.....	15	15	Pan.	United Fruit Co.	Mobile, Ala....	Guayaquil, Ecuador	Ballast....	
Oregonian.....	14	15	Amer.	Amer.-Hawaiian Line.	Boston, Mass....	Portland, Oreg.	General....	1,989

¹ Tanker. ² Motor ship. ³ Motor schooner. ⁴ Launch. ⁵ Submarine. ⁶ Mine sweeper. ⁷ Mine planter.⁸ And return to Cristobal. ⁹ Machinery and general.

ATLANTIC TO PACIFIC—Continued

Ship	Date arrived	Date cleared	Nationality	Line (Charterer or operator)	Port		Cargo	
					From—	For—	Nature	Tons
Heranger ²	14	15	Nor...	Interocean S.S. Corp.	Rotterdam, Neth.	Vancouver, B.C.	Passengers.....	
Nelson Traveler.....	14	15	Amer..	Nelson Line.....	New York, N.Y.	Seattle, Wash. . .	Coal, gen. . .	3,720
Cali.....	9	15	Ger..	North German Lloyd.	Cristobal, C.Z..	Guayaquil, Ecuador	General.....	551
Winnipeg.....	15	15	Fr..	French Line.....	Havre, France..	Vancouver, B.C..	Gen., wines.	3,846
Lossiebank ²	15	16	Brit..	Bank Line, Ltd..	Boston, Mass..	Shanghai, China.	General.....	4,908
Robin Goodfellow.....	15	15	Amer..	Luckenbach Gulf S.S. Co.	Houston, Tex... Co.	Tacoma, Wash..	(¹³)	6,235
Trimountain ¹	15	16	Amer..	Shell Terminal Co....	New York, N.Y.	Los Angeles, Cal.	Ballast.....	

PACIFIC TO ATLANTIC

S-487.....	Amer.	U.S. Navy.....	Balboa, C.Z.....	Cristobal, C.Z.....
S-107.....	Amer.	U.S. Navy.....	Balboa, C.Z.....	Cristobal, C.Z.....
S-147.....	Amer.	U.S. Navy.....	Balboa, C.Z.....	Cristobal, C.Z.....
S-137.....	Amer.	U.S. Navy.....	Balboa, C.Z.....	Cristobal, C.Z.....
Dagfred ²	16	17	Nor..	Anglo-Can. Ship. Co.	Pt. Alberni, B.C.	London, Eng.....	(¹⁴)	7,800
Port Hunter.....	16	16	Brit..	Com'lth & Dom. Line	Bluff, N.Z.....	London, Eng.....	Frozen, gen.	5,813
Alaska ²	16	16	Nor..	Chilean Nitrate Sales.	Tocopilla, Chile.	Wilmington, N.C.	Nitrates.....	7,658
Cali.....	16	16	Ger..	North German Lloyd.	Guayaquil, Ecuador	Cristobal, C.Z..	General.....	1,056
Gulfwax ²	16	17	Amer.	Gulf Refining Co. . .	Los Angeles, Cal.	New York, N.Y.	Fuel oil.....	13,541
Salvador.....	16	...	Brit..	Pacific Steam Nav. Co.	Champico, Guat.	Cristobal, C.Z..	General.....	6,680
Willkeno.....	16	17	Amer..	Williams S.S. Line .	Seattle, Wash..	N. London, Conn	Lumber, gen.	10,991
Steel Worker.....	17	17	Amer.	Isthmian S.S. Lines .	Vancouver, B.C..	Swansea, Eng....	General.....	7,507
Republic.....	16	17	Amer.	U.S. Army.....	Honolulu, T.H..	Brooklyn, N.Y..	Army gen.....	385
Havel ²	17	18	Ger..	North German Lloyd.	Vancouver, B.C..	Antwerp, Belg..	General.....	8,291
Andrea F. Luckenbach.	16	17	Amer.	Luckenbach Line.....	Seattle, Wash..	Boston, Mass..	General.....	10,460
President Lincoln.	18	18	Amer.	Dollar Line.....	Manila, P.I.....	New York, N.Y.	General.....	6,166
Brazos ²	17	19	Amer.	U.S. Navy.....	Los Angeles, Cal.	New York, N.Y.	Fuel oil.....	7,471
Beaconoil ²	17	18	Amer.	Shell Oil Co.....	Los Angeles, Cal.	Fall River, Mass.	Gasoline.....	8,468
Nailsea Moor.....	18	18	Brit..	Chilean Nitrate Sales.	Tocopilla, Chile.	Mobile, Ala.....	Nitrates.....	6,970
Brynje ²	18	18	Nor..	Canadian Transp. Co.	Vancouver, B.C..	Dublin, I.F.S....	(¹⁵)	6,678
Nevadan.....	18	18	Amer.	Amer.-Hawaiian Line.	Portland, Oreg..	Boston, Mass..	General.....	7,913
Utacarbon ²	18	18	Amer.	Union Oil Co.....	Los Angeles, Cal.	Tiverton, R.I..	Gasoline.....	10,571
Hindanger ²	18	18	Nor..	Interocean Line.....	Vancouver, B.C..	Havre, France..	Wheat, gen.	7,088
Nosa King.....	18	19	Amer.	Nosa Line.....	Tocopilla, Chile.	New York, N.Y.	Copper ore..	4,800
Victor Ross ²	18	19	Danz.	W. Tankerschiff Rhed'i.	Talara, Peru.....	Le Havre, France	Crude oil.....	16,884
Missoula.....	19	19	Amer.	Pac.-Cont. Grain Co.	Portland, Oreg..	Newp't News, Va	Wheat.....	5,427
Porta.....	19	20	Ger..	North German Lloyd.	Lota, Chile.....	Bremen, Ger.....	General.....	6,032
Monkleigh.....	19	19	Brit..	Anglo-Can. Ship. Co.	Portland, Oreg..	Liverpool, Eng..	(¹⁵)	9,124
San Jose.....	19	19	Fr..	French Line.....	Vancouver, B.C..	Havre, France..	General.....	6,417
San Vincente.....	19	19	Amer.	Quaker Line.....	Portland, Oreg..	Philadelphia, Pa.	Lumber, gen.	6,970
Skramstad ²	19	19	Nor..	Fern Line.....	Bayang Pt., P.I.	Cape Hatteras ¹⁶	Sugar.....	7,500
Potter ²	19	20	Amer.	Roosevelt S.S. Co..	Iloilo, P.I.....	New York, N.Y.	Sugar, gen.....	7,757
El Oso ²	19	19	Brit..	C. T. Bowring & Co.	Cabo Bl'ca, Peru.	Ellesme't Pt., Eng.	Crude oil.....	9,422
Santa Catalina ²	19	21	Amer.	Grace Line.....	S. Francisco, Cal.	Cristobal, C.Z..	Coffee, gen..	971
California.....	19	20	Amer.	Panama-Pacific Line.	S. Francisco, Cal.	New York, N.Y.	General.....	5,986
District of Columbia ²	19	20	Amer.	Standard Ship. Co..	Los Angeles, Cal.	Providence, R.I..	Fuel oil.....	10,175
Wiglo.....	20	21	Ger..	North German Lloyd.	Vancouver, B.C..	Hamburg, Ger..	General.....	7,347
Anglo Canadian ²	20	21	Brit..	G. Seales.....	Wellington, N.Z.	Dunkirk, France.	Wheat, wool.	7,250
San Mateo.....	20	20	Amer.	United Fruit Co..	Guayaquil, Ecuador	Mobile, Ala.....	Bananas.....	1,494
Sally Maersk ²	20	20	Dan..	Isbrandtsen Moller.	Couquimbo, Chile.	Baltimore, Md..	(¹⁷)	4,716
Roxen.....	20	20	Swed.	Morris-Hedstrom, Ltd.	Pagou'ne, N. Cal'a	London, Eng.....	(¹⁸)	7,846
Valdiross.....	20	20	Ital.	Lloyd Mediterraneo.	Tocopilla, Chile.	Azores ¹⁸	Nitrates.....	7,250
Real ²	20	21	Pan..	A. A. Valdes.....	Bayana Riv. R.P.	Cristobal, C.Z..	Bananas.....	39
Point Chico.....	20	20	Amer.	Swayne & Hoyt.....	Portland, Oreg..	Tampa, Fla.....	Lumber, gen.	3,738
Santa Rita ²	20	21	Amer.	Grace Line.....	Valparaiso, Chile.	New York, N.Y.	General.....	2,823
Sambu ²	20	21	Pan..	Elliot Ship. & Land Co.	Darien, R.P.....	Cristobal, C.Z..	Bananas.....	20
Tuira ²	20	21	Pan..	Elliot Ship. & Land Co.	Darien, R.P.....	Cristobal, C.Z..	Bananas.....	61
Norman Star.....	20	21	Brit..	Blue Star Line.....	N. Westm'r, B.C.	Tyne, Eng.....	Frozen, gen.	4,437
Demeteron.....	20	20	Brit..	Dale & Co.....	Vancouver, B.C..	London, Eng.....	(¹⁹)	8,186
Charles H. Cramp	20	20	Amer.	Argonaut S.S. Co..	Seattle, Wash..	New York, N.Y.	Lumber, gen.	6,629
Pacific Pioneer ²	20	20	Brit..	Furness, Withy & Co.	Victoria, B.C..	Glasgow, Scot..	General.....	7,546
Trepca.....	20	21	J-Slav.	Jugoslav Lloyd.....	Ant'fagasta, Chile	Azores ¹⁸	Nitrates.....	8,550
Romsdalshorn.....	20	21	Nor..	Chilean Nitrate Sales.	Tocopilla, Chile.	Savannah, Ga..	Nitrates.....	10,140
India ²	21	21	Den..	East Asiatic Co..	Vancouver, B.C..	Hull, Eng.....	General.....	11,630
Steeleore.....	21	21	Amer.	Ore S.S. Corp.....	Cruz Gr'de, Chile	Baltimore, Md..	Iron ore.....	21,700
Arandora Star.....	21	21	Brit..	Blue Star Line.....	Honolulu, T.H..	Southamp'n, Eng	Passengers.....	
La Brea ²	20	21	Amer..	Union Oil Co.....	Los Angeles, Cal.	Baltimore, Md..	Gas oil.....	9,896
Bronny ²	20	21	Nor..	Canadian Transp. Co.	Vancouver, B.C..	Sunderland, Eng.	Wheat, lum'r	8,332
Washington Express ²	20	21	Nor..	Fruit Express Line..	Portland, Oreg..	Hamburg, Ger..	Fresh fruit..	2,000
Modavia ²	20	21	Brit..	Donaldson Brothers.	Victoria, B.C....	Glasgow, Scot..	Fruit, gen.....	5,620
Shikisan Maru ²	21	21	Jap..	Mitsui Bussan Kaisha	Iloilo, P.I.....	New York, N.Y.	Sugar, gen.....	7,238

¹ Tanker. ² Motor ship. ³ Tug. ⁴ Launch. ⁵ Submarine. ⁶ Steel, corn, general. ⁷ Lumber, grain, general. ⁸ Lumber, wheat, general. ⁹ For orders. ¹⁰ Manganese ore and nitrates. ¹¹ Chrome ore and copra. ¹² Wheat, oats, barley.

PACIFIC TO ATLANTIC—Continued

Ship	Date arrived	Date cleared	Nationality	Line (Charterer or operator)	Port		Cargo	
					From—	For—	Nature	Tons
Ville De Strassbourg.	21	22	Fr. . . .	Messageries Maritime	New Caledonia . .	Marseille, France	Copra, gen. . .	4,234
Aurora ¹	21	21	Swed. . .	Zenit S.S. Co. . .	Vald'k, U.S.S.R. .	Eng. Channel ^{2,3}	Soya beans. . .	7,780
Golden Kauri . . .	21	21	Amer. . .	Swayne & Hoyt . .	S. Francisco, Cal. .	Houston, Tex. . .	Sugar, gen. . .	6,923
Ensley City	21	22	Amer. . .	Isthmian S.S. Lines .	Kahlu, T.H.	Cape Hatteras ^{2,3}	Sugar	8,882
King City	21	21	Brit. . .	Reardon-Smith Line .	Vancouver, B.C. . .	London, Eng. . . .	General.	8,117
F. J. Luckenbach .	21	21	Amer. . .	Luckenbach Line . .	Seattle, Wash. . . .	Boston, Mass. . . .	General.	6,235
Canadian Leader .	21	22	Brit. . .	Can. Nat. Steamships	Sydney, Aus'lia. . .	Halifax, N.S. . . .	Wool, gen. . . .	2,520
Columbian	21	21	Amer. . .	Amer.-Hawaiian Line .	Seattle, Wash. . . .	Boston, Mass. . . .	General.	6,307
Hoyceisan Maru . .	21	21	Jap. . .	Mitsui & Co.	Manila, P.I.	Charleston, S.C. . .	Sugar, gen. . . .	7,152
Seisho Maru	21	22	Jap. . .	Mitsui & Co.	Hilo, P.I.	New York, N.Y. . .	Gen., sugar. . .	6,702
Mahana	21	22	Brit. . .	Shaw, Savill & Albion	Auckland, N.Z. . . .	London, Eng. . . .	Frozen, gen. . .	6,463
Villanger ²	21	22	Nor. . .	Intercean S.S. Corp.	Tacoma, Wash. . . .	Rotterdam, Neth. .	Grain, gen. . . .	6,845
Nyborn ²	21	22	Nor. . .	Cascade Line	Vancouver, B.C. . .	London, Eng. . . .	General.	6,571
Real ²	22	23	Pan. . .	Elliot Ship. & Land Co.	Panama, R.P.	Cristobal, C.Z. . . .	Ballast
Olympic ¹	22	23	Amer. . .	Olympic S.S. Co. . .	Los Angeles, Cal. . .	New York, N.Y. . .	Fuel oil	7,095
Kwanto Maru ² . . .	22	23	Jap. . .	Osaka Shosen Kaisha	Moji, Japan	New York, N.Y. . .	Silk, general. . .	5,192
Steel Trader	22	22	Amer. . .	Isthmian S.S. Lines .	Hilo, T.H.	Baltimore, Md. . . .	(¹⁴)	8,461
Spencer Kellogg ¹ .	22	23	Amer. . .	Kellogg S.S. Co. . .	Manila, P.I.	New Orleans, La. . .	Coconut oil . . .	6,680
Istmo	22	26	Pan. . .	Elliot Ship. & Land Co.	B'ventura, Cal. . . .	Cristobal, C.Z. . . .	Coffee.	226
Huntingdon	22	23	Brit. . .	Federal Steam Nav. Co.	Pt. Chalmers, N.Z. .	Glasgow, Scot. . . .	General.	8,683
Absaroka	22	24	Amer. . .	McCormick S.S. Co. .	Tacoma, Wash. . . .	Philadelphia, Pa. . .	Gen., lumber . .	8,064
Koranton	22	23	Brit. . .	R. Chapman & Son .	Vancouver, B.C. . .	Avonmouth, Eng. . .	Grain, gen. . . .	10,191
Dorothy Cahill . .	22	23	Amer. . .	Arrow Line	Seattle, Wash. . . .	Baltimore, Md. . . .	Lumber, gen. . .	6,327
Point Breeze ² . . .	22	23	Amer. . .	Atlantic Refining Co.	Balboa, C.Z.	Brunswick, Ga. . . .	Ballast
Kofuku Maru	23	24	Jap. . .	Kokusai K. Kaisha . .	Manila, P.I.	New Orleans, La. . .	Sugar	7,500
Teal	23	24	Amer. . .	U.S. Navy	Balboa, C.Z.	Cristobal, C.Z.
Herman F. Whiton .	24	24	Amer. . .	Dutton Lumber Corp.	Everett, Wash. . . .	N. Bedford, Mass. . .	Lumber	7,400
Timber Rush	24	24	Amer. . .	Pac.-Cont. Grain Co.	Portland, Oreg. . . .	Wilmington, N.C. . .	Wheat.	7,433
Libertador ²	24	25	Pan. . .	Dariel Brothers	Darien, R.P.	Cristobal, C.Z. . . .	Bananas.	30
El Son ²	24	25	Pan. . .	Pinel Brothers	Darien, R.P.	Cristobal, C.Z. . . .	Bananas.	30
Endurance ²	24	24	Pan. . .	R. Feuillebois	Panama, R.P.	Colon, R.P.	Fruits	16
Primer ²	24	24	Nor. . .	Chilean Nitrate Sales	Iquique, Chile. . . .	Wilmington, N.C. . .	Nitrates	7,700
Santa Ana	24	25	Amer. . .	Panama Mail S.S. Co.	S. Francisco, Cal. . .	New York, N.Y. . . .	Gen., coffee. . .	5,036
Massmar	24	24	Amer. . .	Calmar S.S. Corp. . .	Seattle, Wash. . . .	Baltimore, Md. . . .	Lumber, pulp . .	6,502
Bente Maersk ¹ . . .	24	25	Dan. . .	A. P. Moller	Talara, Peru	Liverpool, Eng. . . .	Diesel oil	8,097
Charles G. Black ¹ .	25	25	Amer. . .	Standard Ship. Co. . .	Los Angeles, Cal. . .	New York, N.Y. . . .	Fuel oil	20,748
Gulfpenn ¹	25	25	Amer. . .	Gulf Refining Co. . . .	Los Angeles, Cal. . .	New York, N.Y. . . .	Fuel oil	13,503
Trimountain ¹ . . .	25	25	Amer. . .	Home Fuel Oil Co. . .	Los Angeles, Cal. . .	New York, N.Y. . . .	Gas oil	9,237
President Herrenschmidt ¹	25	25	Nor. . .	Pechelbronn	Talara, Peru	Port de Bouc, Fr. . .	Crude oil	13,350
Brilliant ¹	25	25	Amer. . .	Stand. Vac. Transp. .	Los Angeles, Cal. . .	New York, N.Y. . . .	(¹⁵)	13,840
Cerigo	25	28	Ger. . .	Hamburg-Amer. Line .	Guayaquil, Ecuador	Cristobal, C.Z. . . .	General.	1,036
Ohioan	25	25	Amer. . .	Amer.-Hawaiian Line .	Portland, Oreg. . . .	Boston, Mass.	General.	6,554
Abraham Lincoln ²	25	26	Nor. . .	Fred Olsen & Co. . .	Vancouver, B.C. . .	Oslo, Norway	General.	6,928
Oregon Maru	25	25	Jap. . .	Kawasaki K. Kaisha . .	Manila, P.I.	Baltimore, Md. . . .	General.	7,890
Walter A. Luckenbach.	25	25	Amer. . .	Luckenbach Line . . .	Seattle, Wash.	Boston, Mass.	Lumber, gen. . .	5,725
Point Lobos	25	26	Amer. . .	Gulf-Pac. Mail Line . .	Seattle, Wash.	Mobile, Ala.	General.	4,971
Mevania	25	26	Amer. . .	Shell Pet. Co.	Martinez, Calif. . . .	Fall River, Mass. . .	Kerosene.	10,000
Mercury Sun ¹	25	26	Amer. . .	Sun Oil Co.	Los Angeles, Cal. . .	Marcus Hook, Pa. . .	(¹⁶)	13,752
Njegos	25	26	J.-Slav .	Nitrate Corp. of Chile .	Tocopilla, Chile. . .	Azores ^{1,2}	Nitrate soda. . .	7,040
Kishacoquillas ¹ . .	25	26	Amer. . .	U.S. Tankship Corp. .	Hilo, T.H.	New York, N.Y. . . .	Molasses.	8,004
Orduna	26	26	Brit. . .	Pac. Steam Nav. Co. . .	Talcahuano, Chile . .	Liverpool, Eng. . . .	General.	7,361
George W. McKnight ¹	26	26	Danz. . .	Standard Ship. Co. . .	Talara, Peru	Fawley, Eng.	Crude oil	17,397
San Francisco ¹ . . .	26	27	Ger. . .	Hamburg-Amer. Line .	Vancouver, B.C. . . .	Hamburg, Ger. . . .	General.	6,656
Santa Rosa	26	27	Amer. . .	Grace Line	Seattle, Wash.	New York, N.Y. . . .	General.	4,363
Mamari	26	27	Brit. . .	Shaw, Savill & Albion	Sydney, Aus'lia. . .	London, Eng.	General.	5,977
Deerpool	26	27	Brit. . .	Sir R. Ropner & Co. .	Tocopilla, Chile. . .	Azores ^{1,2}	Nitrate soda. . .	8,550
Everleigh	26	27	Brit. . .	Can. Transport Co. . .	Vancouver, B.C. . . .	London, Eng.	Lumber, gen. . .	9,330
Chilore	27	27	Amer. . .	Ore S.S. Corp.	Cruz Gr'de, Chile . .	Baltimore, Md. . . .	Iron ore.	22,652
San Gil ¹	27	27	Pan. . .	United Fruit Co. . . .	Guayaquil, Ecuador	Mobile, Ala.	Bananas	1,160
J. Sebastian de Elecano.	21	30	Span. . .	Spanish Government .	Cadiz, Spain.	Colon ^{1,2}	Ballast
Hegira	26	27	Amer. . .	Pac. Coast Dir. Line .	Seattle, Wash.	Portsmouth, N.H. . .	Lumber, gen. . .	10,000
Berganger	27	27	Nor. . .	Intercean Line	Vancouver, B.C. . .	Rotterdam, Neth. . .	Grain, gen. . . .	8,620
Katrina Luckenbach.	27	27	Amer. . .	Luckenbach Gulf S.S. Co.	S. Francisco, Cal. . .	Mobile, Ala.	General.	7,390
Odin	27	27	Ger. . .	Chilean Nitrate Co. . .	Tocopilla, Chile. . .	Azores ^{1,2}	Nitrate soda. . .	8,550
Sambu ¹	27	28	Pan. . .	Elliot Ship. & Land Co.	Darien, R.P.	Cristobal, C.Z. . . .	Bananas.	16
Tai Yin ¹	26	28	Nor. . .	Barber-Wilhelm Line .	Davao, P.I.	New York, N.Y. . . .	General.	7,058
Tuira ¹	27	28	Pan. . .	Lafarge Bros.	Darien, R.P.	Cristobal, C.Z. . . .	Bananas.	49
Dinteldijk ²	27	28	Neth. . .	Holland-Amer. Line . .	Victoria, B.C.	Rotterdam, Neth. . .	General.	8,493
Levenbridge	28	28	Brit. . .	Inter. Freightng Co. .	Iquique, Chile. . . .	Charleston, N.C. . . .	Nitrates	7,000
Barneveld	28	28	Neth. . .	Royal Neth. S.S. Co. .	Talcahuano, Chile . .	Hamburg, Ger. . . .	General.	7,488
Pennsylvanian . . .	28	28	Amer. . .	Amer.-Hawaiian Line .	Seattle, Wash.	Boston, Mass.	General.	7,538

¹ Tanker. ² Motor ship. ³ For orders. ⁴ Sugar and pineapples. ⁵ Gasoline and fuel oil. ⁶ Gasoline and spirits.

PACIFIC TO ATLANTIC—Continued

Ship	Date arrived	Date cleared	Nationality	Line (Charterer or operator)	Port		Cargo	
					From—	For—	Nature	Tons
American Oriole.	28	28	Amer.	Puget S'd. Ass. Mills.	Tacoma, Wash.	Wilmington, Del.	Lumber.	7,500
Sidney M. Hauptman.	28	28	Amer.	McCormick S.S. Co.	Seattle, Wash.	Albany, N.Y.	(¹)	6,298
Kirishima Maru.	28	29	Jap.	Kokusai Kisen Kaisha	Manila, P.I.	New York, N.Y.	(¹)	7,034
Sveadrott.	28	29	Swed.	Stockholm Red. Svea.	Tocopilla, Chile.	Stockholm, Swed.	General.	7,695
S-20.	28	29	Amer.	U.S. Navy.	Balboa, C.Z.	Cristobal, C.Z.	Ballast.	
George H. Jones.	29	29	Amer.	Mexican Pet. Co.	Los Angeles, Cal.	Boston, Mass.	Fuel oil.	10,570
Ivo Racic.	29	29	J-Slav.	Corp. de V. de Salitre.	Antofagasta, Chile.	Azores ¹ .	Nitrates.	6,105
San Rafael.	29	29	Amer.	States S.S. Co.	Portland, Oreg.	Philadelphia, Pa.	Lumber, gen.	7,043
Washington.	29	31	Fr.	French Line.	Vancouver, B.C.	Antwerp, Belg.	General.	8,384
Sunnanvik.	29	30	Swed.	Maersk Line.	Iloilo, P.I.	New York, N.Y.	General.	7,396
Willmoto.	30	30	Amer.	Williams S.S. Co.	Seattle, Wash.	New York, N.Y.	Lumber, gen.	7,635
Neptunian.	30	30	Brit.	Chilean Nitrate Sales.	Tocopilla, Chile.	Charleston, S.C.	Nitrates.	8,850
Archangelos.	30	30	Gr.	S. Livanos & Co.	Pto. Chi'ma, Peru	Liverpool, Eng.	Sugar.	8,505
Manizales.	30	4-2	Ger.	North German Lloyd.	Guayaquil, Ecuador.	Cristobal, C.Z.	General.	998
Ionic.	30	31	Brit.	Shaw, Savill & Albion	Wellington, N.Z.	London, Eng.	Frozen, gen.	4,502
Virgilio.	30	1	Ital.	Soc.Ital.Flottte Riu'ite	Valparaiso, Chile.	Genoa, Italy.	General.	2,229
Memphis City.	30	30	Amer.	Isthmian S.S. Lines.	Vancouver, B.C.	Avonmouth, Eng.	General.	7,606
Vermar.	30	30	Amer.	Calmar S.S. Corp.	Portland, Oreg.	Baltimore, Md.	Lumber, gen.	6,888
John D. Archbold.	30	31	Amer.	Standard Ship. Co.	Los Angeles, Cal.	New York, N.Y.	Fuel oil.	21,448
Atlantic Maru.	30	31	Jap.	Kokusai Kisen Kaisha	Iloilo, P.I.	E.coast, U.S.A. ¹	Sugar.	7,500
Halsey.	30	31	Amer.	Shell Oil Co.	Los Angeles, Cal.	Fall River, Mass.	Gasoline.	9,124
Smyrna.	30	1	Ger.	North German Lloyd.	Pt. Angeles, Wash.	Bremen, Ger.	Coffee, gen.	1,414
Lapwing.			Amer.	U.S. Navy.	Balboa, C.Z.	Cristobal, C.Z.	Towingbarge.	
Chadwood.	31	31	Amer.	Union Oil Co.	Los Angeles, Cal.	Tiverton, R.I.	Gasoline.	8,600
Acajutla.	31		Brit.	Pac. Steam Nav. Co.	Champerico, Guat.	Cristobal, C.Z.	General.	590
Valparaiso.	31	31	Chil.	M. Hochschild.	Valparaiso, Chile.	New York, N.Y.	(¹)	6,038
Mauna Ala.	31	31	Amer.	Matson Nav. Co.	Hilo, T.H.	New Orleans, La.	Sugar.	8,097
Sanyo Maru.	31	31	Jap.	Osaka Shosen Kaisha.	Santo Nino, P.I.	Baltimore, Md.	Sugar, gen.	8,261
President Wilson.	4-1	2	Amer.	Dollar Line.	S. Francisco, Cal.	New York, N.Y.	General.	5,430
Santa Catalina.	1	3	Amer.	Grace Line.	Champerico, Guat.	Cristobal, C.Z.	Coffee, gen.	1,061
Borgestad.	1	1	Nor.	Canadian Transp. Co.	Portland, Oreg.	Sharpness, Eng.	Wheat, lum'r	6,440
Tacoma Star.	1	1	Brit.	Blue Star Line.	Victoria, B.C.	Newcastle, Eng.	Frozen, gen.	6,344
Tuscan Star.	1	1	Brit.	Blue Star Line.	Napier, N.Z.	London, Eng.	Frozen, gen.	5,349
Paul Luckenbach.	1	1	Amer.	Luckenbach Line.	Seattle, Wash.	Boston, Mass.	Gen., lumber	7,046
Treworles.	1	1	Brit.	Hains S.S. Co.	Vancouver, B.C.	London, Eng.	Wheat.	7,945
Minnesotan.	1	1	Amer.	Amer.-Hawaiian Line.	Portland, Oreg.	Boston, Mass.	Gen., lumber	6,853
Evanger.	1	1	Nor.	Chilean Nitrate Sales.	Iquique, Chile.	Wilmington, N.C.	Nitrates.	6,650
Ruahine.	1	1	Brit.	N.Z. Shipping Co.	Wellington, N.Z.	London, Eng.	Frozen, gen.	4,204
Balboa.	1	2	Swed.	Johnson Line.	Honolulu, T.H.	Stockholm, Swed.	Barley, gen.	7,025
Kris Craft No. 6.			Pan.	E. Pucci.	Balboa, C.Z.	Cristobal, C.Z.	Ballast.	
Beljeanne.	1	2	Nor.	Chilean Sales Corp.	Antofagasta, Chile.	Pensacola, Fla.	Nitrates.	9,989
Jonna.	1	2	Dan.	Frut. Sud Americana.	Valparaiso, Chile.	New York, N.Y.	Fruit, gen.	687
Canadian Cruiser.	1	2	Brit.	Can. Nat. Steamships.	Brisbane, Aus'lia.	Halifax, N.S.	General.	2,239
Regalia.	1	2	Brit.	Donaldson Brothers.	Victoria, B.C.	Glasgow, Scot.	General.	6,750
Franklin K. Lane.	2	2	Amer.	Standard Ship. Co.	Los Angeles, Cal.	Boston, Mass.	Fuel oil.	10,538
Reginolute.	2	2	Brit.	Imperial Oil Co., Ltd.	Talara, Peru.	Halifax, N.S.	Crude oil.	11,640
Chatton.	2	3	Brit.	Anthony Bainbridge.	Mazatlan, Mex.	Bilbao, Spain.	Beans.	5,950
Durazzo.	2	8	Ger.	Hamburg-Amer. Line.	Callao, Peru.	Cristobal, C.Z.	Coffee, gen.	869
Virginia.	2	3	Amer.	Panama-Pacific Line.	S. Francisco, Cal.	New York, N.Y.	General.	4,972
Istmo.	2	5	Pan.	Elliot Ship. & Land Co.	B'ventura, Col.	Cristobal, C.Z.	Coffee.	503
San Blas.	3	3	Pan.	United Fruit Co.	Pto. Arm'les, R.P.	Mobile, Ala.	Bananas.	1,300
Taihei Maru.	3	3	Jap.	Mitsui Bussan Kaisha	Iloilo, P.I.	New York, N.Y.	(¹)	7,507
Hanover.	3	3	Amer.	Lykes Bros.-Ripley.	Manila, P.I.	New Orleans, La.	(¹)	9,427
Sambu.	3	4	Pan.	Elliot Ship. & Land Co.	Darien, R.P.	Cristobal, C.Z.	Bananas.	19
Tuira.	3	4	Pan.	Elliot Ship. & Land Co.	Darien, R.P.	Cristobal, C.Z.	Bananas.	55
Real.	3	4	Pan.	A. Valdes.	Bayano, R.P.	Cristobal, C.Z.	Bananas.	33
Aden Maru.	3	3	Jap.	Kokusai Kisen Kaisha	Iloilo, P.I.	E. coast U.S. ¹ .	Sugar.	8,096
Svealand.	3	4	Swed.	Ore S.S. Corp.	Cruz Gr'de, Chile	Sparrows Pt., Md	Iron ore.	21,652
Tamiahua.	3	4	Amer.	Standard Ship. Co.	Los Angeles, Cal.	Boston, Mass.	Fuel oil.	16,928
Point Caleta.	3	4	Amer.	Gulf-Pacific Line.	Portland, Oreg.	Tampa, Fla.	Lumber, gen.	6,415
Pacific Reliance.	3	4	Brit.	Furness, Withy & Co.	Vancouver, B.C.	Manchester, Eng.	General.	8,529
Peter Maersk.	3	4	Dan.	Isbrandtsen Moller.	Iloilo, P.I.	New York, N.Y.	Sugar.	7,558
Chester Sun.	3	4	Amer.	Sun Oil Co.	Los Angeles, Cal.	Chester, Pa.	Gasoline.	13,197
Vega.	4	7	Amer.	U.S. Navy.	Bremerton, Wash.	Boston, Mass.	Navy gen.	2,875
Zrinski.	4	4	J-Slav.	Nitrate Corp. of Chile.	Iquique, Chile.	Azores ¹ .	Nitrates.	8,450
Kirkpool.	4	5	Brit.	Sir R. Roper Co.	Vancouver, B.C.	Leith, Scot.	Grain, gen.	7,934
Daylight.	4	4	Amer.	Stand. Vacuum Tr'p.	Los Angeles, Cal.	New York, N.Y.	Petroleum.	13,970
Allan Jackson.	4	5	Amer.	Standard Ship. Co.	Los Angeles, Cal.	Portland, Me.	Fuel oil.	10,138
Rangitiki.	3	4	Brit.	N.Z. Shipping Co.	Wellington, N.Z.	London, Me.	Wool, gen.	6,247
Californian.	4	4	Amer.	Amer.-Hawaiian Line.	Seattle, Wash.	Boston, Mass.	General.	9,789
Charles Nelson.	4	4	Amer.	Nelson S.S. Co.	S. Francisco, Cal.	New York, N.Y.	Lumber, gen.	6,652
Silvercedar.	4	5	Brit.	Silver Line.	Shanghai, China.	New Orleans, La.	(¹)	7,584
Golden Eagle.	5	5	Amer.	Matson Nav. Co.	Honolulu, T.H.	New York, N.Y.	Sugar.	7,180
Circel Shell.	5	5	Brit.	Anglo-Saxon Pet. Co.	Los Angeles, Cal.	Curacao, D.W.I.	Gas oil.	12,214
Sheaf Holme.	5	6	Brit.	Chilean Nitrate Corp.	Tocopilla, Chile.	Wilmington, N.C.	Nitrates.	8,625
Mathew Luckenbach.	6	6	Amer.	Luckenbach-Gulf S.S. Co.	Portland, Oreg.	Boston, Mass.	Lumber, gen.	6,205

¹ Tanker. ² Motor ship. ³ Tug. ⁴ Launch. ⁵ Submarine. ¹ Cement, lumber, general. ² Raw silk and general. ³ For orders. ⁴ Ores, fruit, wines. ⁵ Raw silk and general. ⁶ Sugar and pineapples. ⁷ Wood oil and sugar.

PACIFIC TO ATLANTIC—Continued

Ship	Date arrived	Date cleared	Nationality	Line (Charterer or operator)	Port		Cargo	
					From—	For—	Nature	Tons
Libertador ²	6	7	Pan.	Pinel Co.	Panama, R.P.	Cristobal, C.Z.	Bananas.	33
El Soua ²	6	7	Pan.	Pinel Co.	Panama, R.P.	Cristobal, C.Z.	Bananas.	38
Hadleigh	6	7	Brit.	Canadian Transp. Co.	Vancouver B.C.	London, Eng.	General.	9,369
Lebore	7	8	Amer.	Ore S.S. Corp.	Cruz Gr'de, Chile	Baltimore, Md.	Iron ore.	21,652
Constitution ^{1,2}	2	8	Amer.	U.S. Navy.	San Diego, Cal.	St. Peters'g, Fla.		
Grebe No. 43 ¹	2	8	Amer.	U.S. Navy.	San Diego, Cal.	St. Peters'g, Fla.		
Southern Sun ²	6	7	Amer.	Sun Oil Co.	Los Angeles, Cal.	Chester, Pa.	Gasoline.	13,570
Loreto ²	7	7	Brit.	Pacific Steam Nav. Co.	Corral, Chile	Hull, Eng.	General.	7,877
Erviken	7	7	Nor.	Chilean Nitrate Corp.	Iquique, Chile	Savannah, Ga.	Nitrates.	10,100
Wiegand	7	8	Ger.	North German Lloyd.	Tocopilla, Chile.	Azores ¹⁴	Nitrates.	8,200
Santa Elisa	7	8	Amer.	Grace Line.	Valparaiso, Chile.	New York, N.Y.	General.	4,267
Este	7	8	Gen.	North German Lloyd.	Vancouver, B.C.	Bremen, Ger.	General.	8,380
Avala	7	7	J-Slav.	Baburizza & Co.	Iquique, Chile	Azores ¹⁴	Nitrates.	10,340
Faxen	7	8	Swed.	Chilean Nitrate Corp.	Taltal, Chile	Charleston, S.C.	Nitrates.	6,200
Foyelbank ²	7	8	Brit.	Andrew Weir & Co.	Hilo, P.I.	New York, N.Y.	Sugar.	8,900
Standard ¹	7	8	Amer.	Standard Ship. Co.	Los Angeles, Cal.	New York, N.Y.	Fuel oil.	17,524
Harpoon	7	8	Amer.	Shepard S.S. Co.	S. Francisco, Cal.	Philadelphia, Pa.	Lumber, gen.	9,094
Heimvard ²	7	8	Nor.	Fern Line.	Manila, P.I.	New Orleans, La.	Sugar.	8,300
Kentuckian	8	8	Amer.	Amer.-Hawaiian Line.	Portland, Oreg.	Boston, Mass.	General.	5,862
San Clemente	8	8	Amer.	Quaker Line.	Portland, Oreg.	Philadelphia, Pa.	Lumber, gen.	7,399
Agakisan Maru ²	8	8	Jap.	Mitsui & Co.	Hilo, P.I.	New York, N.Y.	Sugar, gen.	5,464
Paris City	8	8	Brit.	Reardon-Smith Line.	Vlad'k, U.S.S.R.	Cobb, I.F.S.	Soya beans.	7,872
Bradglen	8	9	Brit.	Berth Service.	Hinigar, P.I.	East coast U.S. ¹⁴	Sugar.	8,000
Hororata	8	9	Brit.	N.Z. Shipping Co.	Lyttleton, N.Z.	London, Eng.	Frozen, gen.	5,502
Silverwillow ²	8	9	Brit.	Silver Java Pac. Line.	Calcutta, India.	New Orleans, La.	Lumber, gen.	7,196
Anglo-Saxon	8	9	Brit.	Anglo-Can. Ship. Co.	Pt. Alberni, B.C.	London, Eng.	Lum'r, wheat	9,356
West Camargo	9	9	Amer.	McCormick S.S. Co.	Vancouver, B.C.	Buenos Aires, Arg.	Lumber, gen.	6,076
Helen Whittier	9	9	Amer.	Arrow Line.	Portland, Oreg.	Baltimore, Md.	Lumber, gen.	7,300
Cali	9	15	Ger.	North German Lloyd.	Guayaquil, Ecuador	Cristobal, C.Z.	General.	863
Santa Elena	9	10	Amer.	Grace Line.	Seattle, Wash.	New York, N.Y.	Coffee, gen.	4,315
Nitro	9	11	Amer.	U.S. Navy.	Puget S'd, Wash.	Norfolk, Va.	Navy stores.	1,435
Pan Norway ¹	9	10	Nor.	Standard Oil Co.	Talara, Peru	Rotterdam, Neth.	Naptha.	12,990
Damstedijk ²	9	10	Neth.	Holland-Amer. Line.	Vancouver, B.C.	Rotterdam, Neth.	General.	9,455
Santa Olivia	9	10	Amer.	Grace Line.	Valparaiso, Chile.	New York, N.Y.	General.	2,623
Oregon Express ²	9	10	Nor.	Sigard Herlofson	Seattle, Wash.	Hamburg, Ger.	Fresh fruit.	1,774
San Mateo	10	10	Amer.	United Fruit Co.	Guayaquil, Ecuador	Mobile, Ala.	Bananas.	1,109
Real ²	10	11	Pan.	Elliot Ship. & Land Co.	Darien, R.P.	Cristobal, C.Z.	Bananas.	39
Sambu ²	10	11	Pan.	Elliot Ship. & Land Co.	Darien, R.P.	Cristobal, C.Z.	Bananas.	12
Crossington Court ²	9	10	Brit.	Canadian Transp. Co.	Vancouver, B.C.	London, Eng.	Grain, lum'r.	8,650
Slemmestad ²	9	10	Nor.	Fern Line.	Manila, P.I.	New York, N.Y.	Sugar.	7,500
Robin Hood	9	10	Amer.	Luckenbach Line.	Seattle, Wash.	New Orleans, La.	General.	7,597
Hurry On ²	9	11	Brit.	Unus Shipping Co.	Victoria, B.C.	Halifax, N.S.	Lumber, gen.	800
Peltre ²	10	11	Ital.	Nv. Libera Triestina.	Vancouver, B.C.	Trieste, Italy.	General.	8,184
Robert Luckenbach	10	10	Amer.	Luckenbach Line.	Seattle, Wash.	Boston, Mass.	Lumber, gen.	8,252
Atlanta City	10	11	Amer.	Irthman S.S. Lines.	Honolulu, T.H.	Baltimore, Md.	Sugar, gen.	8,501
Noreg ²	10	11	Nor.	H. M. Wrangell & Co.	Talara, Peru	Havre, France.	Crude oil.	11,667
W. S. Rheem ¹	10	11	Amer.	Standard Ship. Co.	Los Angeles, Cal.	Providence, R.I.	Fuel oil.	14,850
Hawaiian	11	11	Amer.	Amer.-Hawaiian Line.	Seattle, Wash.	Boston, Mass.	General.	5,909
Asuka Maru ²	11	11	Jap.	Nippon Yusen Kaisha	Hilo, P.I.	New York, N.Y.	General.	9,408
Belpareil ²	11	11	Nor.	Anglo-Can. Ship. Co.	Vancouver, B.C.	London, Eng.	Wheat, lum'r	9,800
Norfolk Maru	11	11	Jap.	Kawasaki K. Kaisha	Hilo, P.I.	New York, N.Y.	Silk, gen.	8,285
Vogtland ²	11	11	Ger.	Hamburg-Amer. Line.	Valparaiso, Chile.	Hamburg, Ger.	Nitrates, gen.	8,572
William A. McKenney	11	11	Amer.	McCormick S.S. Co.	Pt. Town'd, Wash.	Philadelphia, Pa.	Lumber, gen.	6,893
Flomar	11	11	Amer.	Calmar S.S. Corp.	Seattle, Wash.	Baltimore, Md.	(*)	6,651
Santa Maria ²	11	13	Amer.	Union Oil Co.	Los Angeles, Cal.	Cristobal, C.Z.	Diesel oil.	12,000
F.H. Bedford, jr. ²	11	11	Danz.	Agas Petroleum Corp.	Talara, Peru	Valloa, Nor.	Crude oil.	16,956
Earlsark	11	12	Brit.	J. J. Denholm	Hilo, P.I.	Galveston, Tex.	Sugar.	7,150
Buenos Aires ²	11	12	Swed.	Johnson Line.	Vancouver, B.C.	Stockholm, Swed.	General.	7,282
Tekoa	12	12	Brit.	N. Z. Shipping Co.	Auckland, N.Z.	Liverpool, Eng.	Frozen, gen.	4,936
Witram	12	13	Ger.	North German Lloyd.	Vancouver, B.C.	Bremen, Ger.	General.	7,591
Appledore	12	12	Brit.	Anglo-Canadian Line.	N. Westm'r, B.C.	Liverpool, Eng.	(*)	9,275
Ruben James No. 245 ²	12		Amer.	U.S. Navy.	Balboa, C.Z.	Cristobal, C.Z.		
Iris	12	15	Neth.	Royal Neth. S.S. Co.	Guayaquil, Ecuador	Curacao, D.W.I.	General.	842
Silverelm ²	12	13	Brit.	S. & J. Thompson, Ltd.	Manila, P.I.	East coast U.S. ¹⁴	Sugar.	7,572
Nyanza	13	13	Brit.	Nitrate Sales Corp.	Taltal, Chile	Charleston, S.C.	Nitrates.	8,000
Georgian	13	13	Amer.	Williams S.S. Line.	Seattle, Wash.	Baltimore, Md.	Lumber, gen.	7,650
Istmo	13	14	Pan.	Elliot Ship. & Land Co.	B'ventura, Col.	Cristobal, C.Z.	Coffee.	264
City of Dalhart ²	13	13	Amer.	Roosevelt S.S. Co.	Pt. Adelaide, Aus.	New York, N.Y.	General.	6,390
Salvador	13		Brit.	Pacific Steam Nav. Co.	Champ'le, Guat.	Cristobal, C.Z.	Coffee, gen.	1,007
Chr. Knudsen ²	13	14	Nor.	Fern Line.	Hilo, P.I.	Galveston, Tex.	Sugar.	8,000
J. Fred Talbott, No. 156 ²	13	14	Amer.	U.S. Navy.	Balboa, C.Z.	Cristobal, C.Z.		
K. R. Kingsbury ²	13	14	Amer.	Standard Ship. Co.	Los Angeles, Cal.	Boston, Mass.	Fuel oil.	10,865
General Wm. M. Graham. ¹⁴			Amer.	U.S. Army.	Balboa, C.Z.	Cristobal, C.Z.		

¹ Tanker. ² Motor ship. ⁴ Tug. ⁵ Launch. ⁹ Destroyer. ¹¹ Mine planter. ¹³ Frigate. ¹⁴ For orders.

¹⁵ Lumber, wheat, general.

PACIFIC TO ATLANTIC—Continued

Ship	Date arrived	Date cleared	Nationality	Line (Charterer or operator)	Port		Cargo	
					From—	For—	Nature	Tons
Cerigo.....	14	14	Ger...	Hamburg-Amer.....	Guayaquil, Ecuador	Cristobal, C.Z...	General.....	1,079
Hokkai Maru *	14	15	Jap...	Osaka Shosen Kaisha.	Manila, P.I.....	Baltimore, Md...	General.....	7,648
Guardian.....	14	16	Amer...	All America Cables...	B'venture, Col...	Miami, Fla.....	Cable.....	120
Victrolite * ..	14	15	Brit...	Imperial Oil Co.....	Lobitos, Peru...	Montreal, Can...	Crude oil...	16,452
Iowan.....	15	15	Amer...	Amer.-Hawaiian Line.	Portland, Oerg...	Boston, Mass...	General.....	6,643
Laura.....	15	15	Dan...	J. Lauritzen.....	Seattle, Wash...	Hook of Holland.	Fruit.....	1,100
Steel Ranger...	15	15	Amer...	Isthmian S.S. Lines...	N. Westm'r, B.C.	London, Eng...	Grain, gen...	7,766
President Cleve-land.	15	16	Amer...	Dollar Line.....	Manila, P.I.....	New York, N.Y.	General.....	6,032
Amerikaland *....	15	16	Swed..	Ore S.S. Corp.....	Cruz Gr'de, Chile	New York, N.Y.	Iron ore....	22,200

* Tanker. * Motor ship.

Notices to Mariners

Panama Canal notice to mariners No. 282, dated March 23, 1934, stated that the U.S.S. *Hannibal* reported that a preliminary investigation of Montijo Bay and western approaches, Pacific coast of Panama, indicated that H.O. chart No. 1018 is not to be relied on for navigation purposes *in that vicinity*. Eastern approaches not yet investigated.

Notice to mariners No. 285, dated March 27, 1934, advised that bank lights at stations 1535-W and 1545-W, Panama Canal, were temporarily discontinued, due to dredging operations, on March 20, 1934; and bank light at station 1565-W, Gaillard Cut, was temporarily discontinued, due to dredging operations, on March 24, 1934.

Notice to mariners No. 286 advises of a shoal off Naranjas Island, Panama, in the Pacific Ocean, about 7° 20' N. by 80° 57' W. This notice quotes advice received from the U.S.S. *Hannibal* as follows: "Shoal found, bearing 300° true from surveying signal on top of center of Naranjas Island, distance 1½ miles. Least depth of water over shoal, 9 feet."

Overtime—Customs and Quarantine Service

Beginning April 1, 1934, a 10 percent deduction was made effective on bills against vessels for customs and quarantine service at Canal terminal ports outside of regular hours, instead of 15 percent as directed in paragraph 3 of the circular dated April 25, 1933.

Effective July 1, 1934, 5 percent will be deducted from such bills instead of 10 percent as indicated in the first paragraph hereof.

Applications for Positions as Pilot in the Panama Canal Service

During the depression in shipping The Panama Canal has employed no new personnel for pilots. The result is that the applications for employment now on file are largely out of date, and although there is no immediate indication of need of additional pilots, the Canal would be pleased to receive applications from qualified American citizens. Applications should be addressed to The Panama Canal, Washington, D.C.

The basic qualifications are: United States citizenship; high school education or two years of high school plus a course in a state nautical training school; master's license for unlimited tonnage on seagoing vessels, or both master's and pilot's unlimited license on inland or Great Lakes steamers; 10 years seagoing experience, 7 years of which as an officer, and one of the 7 years as master; good health, and age not over 35 years. Preference will be given to ex-service men of the Navy and Coast Guard and men employed on floating equipment of The Panama Canal, and age limit will be extended in such cases not to exceed 5 years.

Record Travel on Thatcher Ferry

During the month of March 1934, the Thatcher Ferry transported across the Canal 20,455 motor cars of all descriptions and 111,450 passengers. This is the largest number of cars and passengers transported across the Canal in one month in the history of ferry service. The heaviest single day's travel on the ferry, however, is not included within the month of March 1934, but is February 22, 1934, when 1,371 motor cars and 8,713 passengers were handled.

Reconstruction of Cristobal Shops, Atlantic Terminal

The rebuilding of the drydock at Cristobal (reopened December 13, 1933) as described in THE PANAMA CANAL RECORD of August 15, 1933, was one feature of a program of reconstructing and modernizing the repair shops and drydock at the Atlantic terminal of the Panama Canal which was begun in 1927 and has now advanced to about 95 percent of completion. Of all of the proposed new buildings, only the foundry remains to be constructed. The Mechanical Division has now at Cristobal both a modern drydock and a modern repair plant in full working order which facilities are offered and are available always to commercial shipping and naval vessels as well as to the Canal itself.

The new buildings are of steel and concrete of modern design, equipped with traveling cranes and abundantly supplied with railroad and locomotive crane trackage and other weight-handling facilities. They replaced the former wooden buildings built by the French Canal Company when the drydock was first built in 1886. While nominally French buildings, they had been repaired so often and so extensively that little of the original material remained. At the same time that new fireproof shops were provided, the Supply Department built new fireproof storehouses for engineering materials adjacent to the shops. The reconstruction of the shops began in March 1928 and has continued since without interruption, the buildings being replaced one at a time and the shops being kept in operation without interference in any department except the drydock.

The ground plan of the new plant is radically different from the old. The arrangement of the buildings has been patterned after that of the Balboa Shops. The boiler shop, pipe, sheet metal and forge shop, and machine shop are placed at right angles to the drydock and have crane runway extensions out of the ends of the buildings, from which heavy material can be placed on railroad cars or can be reached by the drydock crane and placed on board ships in the drydock. The compressor and pump building was placed near the head of the drydock in order to make the underground culverts for unwatering the dock as short as possible. The main electrical switchboards are also located in this building, from which current is distributed to all of the other buildings and to outlets along the dock walls. The elevations of the old buildings followed more or less the natural contour of the land and were from 4.5 feet to 6.5 feet above mean sea level while the floors of all the new buildings were raised to 7.5 feet. This provided much better surface drainage in and around the buildings.

The main offices and paint and rigger shops were moved to the opposite side of the drydock from the other buildings. The paint and rigger shops are now in a concrete building formerly occupied by one of the sections of the storehouse and the offices in a building formerly used by the Navy. From the office building a clear view can be had of activities not only in the drydock but over the entire shop area.

It has been necessary in the entire building program to plan the location of the buildings, the order in which they were to be erected and the actual erection so that there would be the least possible interference with the regular work carried on by the shops. A number of new machines were purchased to replace obsolete and worn-out ones that had been in service 20 to 25 years. In these cases the new ones were installed and put into operation before the ones being replaced were removed. All of the machines in the new buildings are individually motor-driven in order to allow them to be operated separately as required. The new machines were purchased with motors while the machines that were in good condition, but in group drives, were provided with motors and controllers purchased to suit their individual requirements.

The first building constructed was the boiler shop, which is 316 feet 3 inches long by 48 feet 7 inches wide. A length of 63 feet 3 inches at one end is used by the General Storekeeper for storing steel plate and other material and the balance is used for manufacturing structural steel work. This section contains the bending rolls, punches, shears, electric and gas-welding equipment, furnaces, etc., and is served by a 5-ton electric overhead crane traveling the full length of the building. The second built was the toilet building, for both gold and silver employees, which is 114 feet $\frac{1}{2}$ inch long by 22 feet 10 inches wide.

The next building was the pipe, sheet metal, and forge shop, which is 231 feet 11 inches long by 48 feet 7 inches wide. Sixty-three feet 3 inches of one end is occupied by the forge shop which contains the forges, furnaces, hammers, etc. The remainder contains the benches and machinery necessary to handle the pipe, sheet-metal and copper work. This building has been provided with a runway for the future installation of an electric overhead traveling crane.

The machine shop followed this building and is 231 feet 11 inches long by 119 feet 4 inches wide. It consists of two adjoining rows of transverse bents, the center row of columns dividing the building in two sections, one of which contains the machines and lay-out tables and the other the tool room and erecting floor. A 20-ton electric

overhead traveling crane serves the machine section while one of 40-ton capacity serves the other.

The wood shop, just completed, is 168 feet 8 inches long by 60 feet 8 inches wide and is lower in height since an overhead traveling crane is not required. The distance from floor to under side of roof trusses is 21 feet, while the corresponding distance in the three other main buildings is 36 feet.

The air compressors and drydock pumping equipment will be in one building 126 feet 6 inches long by 48 feet 7 inches wide. The section, 84 feet 4 inches long, for the compressors was built in 1930, while the remaining part for the pumps is now in the final stages of completion. A hand-operated 10-ton overhead traveling crane serves both sections of the building.

A modern concrete building within the area formerly used as a storehouse has been altered and fitted up as a combined paint shop, rigging loft, sail loft, mould loft, and workshop for marine electricians. This building is 96 feet by 242 feet in ground area.

The plans for the foundry have been completed but the construction of the building will probably not be started for a year or two. It is planned to be 84 feet 4 inches long by 48 feet 7 inches wide and 21 feet to underside of main roof trusses. The old foundry will serve meanwhile. The new foundry would complete the rebuilding program.

All tools have individual electric drive. Among the modern tools installed in these shops are boring mills up to a 9-foot table, planers up to 5 feet by 5 feet by 26 feet, slotters up to 30 inches, lathes up to 48 inches, full size milling machines, grinders, drilling machines and other machine shop tools, 18-foot plate bending rolls and a similar sized heavy flanging clamp, horizontal and vertical punches and shears to handle the heaviest ship or boiler plate, plate and angle furnaces, steam hammers up to 2,500 pounds, pipe threading machines up to 12 inches, a complete sawmill and complete woodworking machinery for ship timbers as well as for joiner and cabinet work. Facilities exist for both electric and acetylene welding and cutting, small iron or brass castings can be produced without recourse to Balboa, and there is a complete equipment of pneumatic tools in all varieties together with compressors to supply 3,750 cubic feet of compressed air per minute.

The equipment of these shops permits all ordinary repairs to ordinary vessels and any kind of repairs to small vessels. Machining or fabrication of material beyond the capacity of the Cristobal Shops can be performed at the Balboa Shops of the same operating division and shipped to Cristobal for installation. Ships too large or work too heavy for the Cristobal Shops can be accommodated at the Balboa Shops where there is a drydock of 1,000-feet available length and shops with equipment to accord. There is practically no limit to work that can be undertaken at Balboa either as regards size of parts, character, or extent.

Prices of Miscellaneous Supplies at Panama Canal Storehouses

The following are prices, including the 25 percent surcharge, to individuals and companies, as of April 15, 1934:

Commodities	Unit	Price
Brass, bar, average.....	Lb.	\$0.14
Brass, sheet, average.....	Lb.	.25
Bronze, Tobin, average.....	Lb.	.20
Gasoline, motor grade.....	Gal.	.11
Metal, yellow.....	Lb.	.19
Oakum, Navy, spun.....	Lb.	.18
Oakum, Navy, unspun.....	Lb.	.16
Oil, gun and ice machine.....	Gal.	.25
Oil, burning, Colza.....	Gal.	1.06
Oil, engine, gas, light, in drums, No. 2135.....	Gal.	.34
Oil, engine, gas, extra heavy, in cases, No. 2250.....	Gal.	.29
Oil, engine, gas, extra heavy, in drums, No. 2250.....	Gal.	.25
Oil, kerosene, in drums.....	Gal.	.08
Oil, marine engine.....	Gal.	.31
Paint, lead, white, dry.....	Lb.	.11
Paint, lead, white, in oil.....	Lb.	.09
Paint, zinc oxide, dry.....	Lb.	.08
Paint, zinc oxide, in oil.....	Lb.	.10
Grease, gear, chain and wire rope, lubricating.....	Lb.	.04
Grease, yellow, cup, No. 3, medium.....	Lb.	.06
Grease, yellow, cup, No. 5, hard.....	Lb.	.06
Soda, ash.....	Lb.	.03
Waste, cotton, colored.....	Lb.	.06
Waste, cotton, white.....	Lb.	.03

Lubricating Oils

The following is a list of the different kinds of lubricating oil carried in stock at Panama Canal storehouses, and a brief description of each of the oils with a statement of the purpose for which it is generally used.

Requisitions and orders for oils placed with the storekeepers should state the name (including number, if any) of the oil desired exactly as given on the following list:

STATEMENT OF STANDARD LUBRICATING OILS AND THEIR USES.

OILS, FORCE FEED AND MOTOR CYLINDER.

Medium, No. 2135.—A medium oil for the lubrication of main turbines not driving through reduction gears, dynamos, and small internal combustion engines. Not to be used for steam cylinder lubrication.

Heavy, No. 2190.—A heavy oil that will separate quickly from water. For the lubrication of turbines with reduction gears, medium size internal combustion engines, and forced feed on main engines. A heavy bodied oil for use on auxiliary equipment.

Extra heavy, No. 2250.—An extra heavy oil for the lubrication of medium size internal combustion engines, power cylinders, air compressors, and bearings of Diesel engines.

Ultra heavy, No. 2310.—An ultra heavy oil for the lubrication of power cylinders, air compressors, and bearings of large Diesel engines.

Tractor, heavy, No. 3100.—A very heavy body oil for aircraft engines, high speed gasoline engines, motor trucks, motor boats, motorcycles, and Diesel engines S.A.E.-50.

Diesel engine lubricating.—For Diesel engines.

OILS, MISCELLANEOUS.

Ammonia cylinder (gun and ice machine grade No. 125).—A refined petroleum oil without the admixture of fatty oils, resins, soap, or other compounds not derived from petroleum. For the lubrication of the cylinders of ice machines, pneumatic tools, and hydraulic systems.

Car and locomotive.—A lubricant on journals of all cars, passenger coaches, steam and electric locomotives.

Castor.—Grade "A." Used for lubricating purposes of the highest grade.

Cutrite, soluble cutting.—A mixture of soluble alkali soap in mineral and fixed saponifiable oils. For use in turret lathes and bolt machines.

Fish.—Used as a rust preventive and for tempering.

Lard.—For use on pipe cutting and threading machines.

Insulating.—Switch (Electrical Division).

Insulating.—Transformer (Electrical Division).

Lubricant (gear, chain and wire rope).—For lubrication and protection of chains, wire rope, and gears of cranes, dredges, steam shovels, etc.

Machine, odorless.—For use on typewriters.

Marine engine, No. 4055, compounded.—A compound of mineral with vegetable oil for the lubrication of reciprocating engines and auxiliaries where oiling is done by hand or through wick feed or drop oilers, also for thrust bearings. Must not be used for circulating of forced feed systems.

Mineral steam cylinder, No. 5150.—For use on reciprocating steam engines using dry saturated steam. For noncondensing steam engine cylinder lubrication (valve oil).

Mineral steam cylinder, superheated.—For use on reciprocating steam engines using superheated steam.

Neatsfoot.—For softening and preserving leather.

Solvent.—Rust-preventing lubricant, for general use.

Sperm.—Used principally by U.S. Navy.

Coal

Coal, bunker, Navy Standard Pool No. 1, Pocahontas or New River, is supplied to steamships, including warships of all nations, trimmed in bunkers at \$6.75 for run-of-mine and \$6.25 for nut and slack at Cristobal, in any proportion desired, and \$9.75 at Balboa for run-of-mine only, per ton of 2,240 pounds.

Extra charges are made in accordance with a published tariff for special trimming at the request of the officers of the ship, for galley, lump or run-of-mine coal in sacks, and for delivery, when coal is furnished from lighters or launches away from the coaling piers.

Coal can be bunkered by bunkering machines at any rate up to 1,500 tons per hour, regulated by the amount of necessary trimming.

Coal for cargo is sold under the same conditions and at prices quoted for sale of coal for bunkers.

Publication of Notices and Circulars of Interest to Shipping

All of the Panama Canal notices to mariners, notices to steamship lines and general circulars of interest to shipping in its relation to the Canal are published in THE PANAMA CANAL RECORD. For this reason it is considered unnecessary to make a separate general distribution away from the Isthmus of such notices and circulars to those receiving THE PANAMA CANAL RECORD. Shipping interests are advised to look for them in this paper, which is supplied to them without charge.

Hours of Departure of Passenger Trains

Following are the hours of departure of the regular passenger trains of the Panama Railroad running between the Atlantic and the Pacific sides:

From Colon: Daily except Sundays and holidays, 9.25 a. m., 12.30 p. m., 4.40 p. m.; Sundays and holidays, 9.25 a. m., 4.00 p. m.

From Panama: Daily except Sundays and holidays, 7.05 a. m., 12.35 p. m., 4.45 p. m.; Sundays and holidays, 7.05 a. m., 6.05 p. m.

The time required for passage from one terminal to the other is 1 hour and 35 minutes.

THE PANAMA CANAL RECORD

OFFICIAL PUBLICATION OF THE PANAMA CANAL.

PUBLISHED WEEKLY.

Subscription rates, domestic, \$0.50 per year; foreign, \$1.00; address
The Panama Canal Record, Balboa Heights, Canal Zone,
or, for United States and foreign distribution,
The Panama Canal, Washington, D. C.

Entered as second-class matter February 6, 1918, at the Post Office
at Cristobal, C. Z., under the Act of March 3, 1879.

Certificate.—By direction of the Governor of The Panama Canal the matter contained herein is published as statistical information and is required for the proper transaction of the public business.

Volume XXVII.

Balboa Heights, C.Z., May 15, 1934.

No. 10.

Traffic Through the Panama Canal in April 1934

The total vessels of all kinds transiting the Canal during the month of April in the two preceding years and in 1934 are shown in the following tabulation:

	April 1932	April 1933	April 1934		
			Atlantic to Pacific	Pacific to Atlantic	Total
Commercial ocean vessels.....	370	370	253	242	495
Launches (under 20 tons net).....	7	9	9	3	12
Noncommercial vessels, U.S. Government.....	27	65	18	124	142
Total.....	404	444	280	369	649

The total number of vessels of all kinds making transit of the Canal in April 1934, 649, was the third highest of any month since the opening of the Canal, being exceeded only by January 1929, with 735, and March 1929, with 651. The high figures in these months were due to the transit of units of the United States Fleet.

COMMERCIAL TRAFFIC ¹

The following tabulation shows the number of vessels, Panama Canal net tonnage, tons of cargo carried and tolls collected, from the commercial traffic transiting the Canal each month for the 12-month period ended April 30, 1934, as compared with the same period in the previous year:

Month	No. of vessels		Panama Canal net tonnage		Tons of cargo		Tolls	
	1932-33	1933-34	1932-33	1933-34	1932-33	1933-34	1932-33	1933-34
May.....	357	372	1,956,958	1,883,249	1,676,790	1,629,982	\$1,717,401.26	\$1,617,943.65
June.....	336	364	1,743,150	1,901,117	1,404,555	1,691,247	1,534,793.19	1,629,411.28
July.....	326	401	1,676,492	2,051,128	1,259,981	1,699,039	1,468,728.36	1,732,164.93
August.....	314	416	1,658,112	2,159,995	1,349,453	1,914,014	1,440,848.87	1,829,754.49
September.....	353	408	1,868,391	2,096,538	1,347,144	1,797,497	1,598,265.98	1,755,587.41
October.....	394	467	1,988,133	2,416,200	1,582,261	2,125,927	1,714,779.06	2,036,909.16
November.....	388	463	2,035,796	2,395,359	1,531,509	1,949,913	1,756,865.84	2,001,692.77
December.....	431	496	2,080,069	2,617,656	1,621,581	2,191,683	1,781,940.03	2,204,134.64
January.....	415	500	2,069,218	2,582,131	1,463,503	2,087,292	1,762,808.56	2,160,679.53
February.....	368	468	1,832,658	2,462,760	1,434,862	2,124,440	1,575,708.35	2,079,696.80
March.....	399	538	1,989,044	2,703,372	1,738,227	2,465,387	1,718,908.41	2,281,488.72
April.....	370	495	1,839,597	2,493,606	1,527,978	2,291,392	1,554,250.14	2,121,678.33
Total.....	4,451	5,388	22,737,618	27,763,111	17,937,847	23,967,813	19,625,298.05	23,454,139.01

¹ Commercial traffic includes all ocean-going vessels paying tolls. Naval and other vessels owned and operated in the government service of the United States and Panama, war vessels of Colombia, and vessels transiting solely for repairs, are exempt from the payment of tolls. Statistics on vessels not paying tolls are shown under "Noncommercial traffic."

Traffic by Nationality of Vessels for April 1934

Nationality	No. of ships	Panama Canal net tonnage	Tons of cargo	Nationality	No. of ships	Panama Canal net tonnage	Tons of cargo
British.....	118	659,210	577,701	Norwegian.....	42	207,050	205,053
Danish.....	9	27,615	10,984	Panamanian.....	33	19,834	14,004
Danzig.....	4	31,626	33,381	Russian.....	1	1,327
French.....	9	51,152	48,534	Swedish.....	9	41,985	72,143
German.....	27	92,415	83,804	United States.....	204	1,158,203	1,037,893
Honduran.....	2	96	50	Yugoslav.....	3	14,589	26,890
Italian.....	6	43,844	23,109	Total.....	495	2,493,606	2,291,392
Japanese.....	22	116,853	135,902				
Netherlands.....	6	27,807	22,034				

¹ Includes 3 naval vessels of 12,020 tons displacement. ² Includes naval vessel of 6,490 tons displacement.

Traffic by Trade Routes, April 1934

The movement of vessels over trade routes is summarized in the following table. They are classified according to primary origin and ultimate destination of the voyage through the Canal and the cargo listed is the total aboard at time of transit. Cargo may be laden or discharged between the terminal areas indicated, hence in the cargo listed below there may be some which had other origin or destination:

Trade route	Atlantic to Pacific			Pacific to Atlantic		
	No. of ships	Panama Canal net tonnage	Tons of cargo	No. of ships	Panama Canal net tonnage	Tons of cargo
United States intercoastal.....	83	489,354	175,352	67	410,714	583,173
East coast United States and:						
Canada.....	1	4,069		1	5,019	7,266
Central America.....	1	1,990		2	4,291	2,141
South America.....	20	87,477	15,833	26	102,831	244,103
Hawaiian Islands.....	2	10,794	8,458	3	15,359	24,449
Australasia.....	3	16,227	13,009	1	5,268	6,390
Philippine Islands.....	4	25,903	15,547	27	146,133	212,323
Far East.....	17	93,253	98,681			
Europe and:						
United States.....	7	40,384		8	29,937	45,228
Canada.....	28	163,457	58,498	33	185,140	257,739
Central America.....	2	5,037	1,993	2	5,042	7,298
South America.....	18	105,330	24,499	17	95,855	175,495
Australasia.....	9	67,724	21,208	12	107,332	72,782
Far East.....	1	4,944	8,548	2	9,423	16,772
Canadian intercoastal.....	2	7,416	8,424	2	5,668	8,097
East coast Canada and:						
South America.....	1	4,680	2,571	3	20,885	44,771
Australasia.....	2	8,325	6,169	1	5,518	2,239
Central American intercoastal.....	2	5,192	6,123	1	48	50
South American intercoastal.....	2	5,714	12,202			
East coast South America and:						
Canada.....	3	14,050	7,503	2	10,035	9,610
Far East.....	1	7,606	4,490			
Cristobal and:						
United States.....	2	8,328	106	2	8,331	13,145
Central America.....	6	4,145	1,453	4	4,075	2,828
South America.....	6	4,688	2,836	8	5,860	6,028
Balboa.....	8	234		10	300	406
West Indies and:						
United States.....	3	15,285	3,360	2	9,887	20,623
South America.....	2	8,689	124	1	620	842
Far East.....	1	4,672	6,891			
Africa and:						
South America.....	2	15,890				
Egypt and:						
South America.....				1	4,797	10,380
Around the world.....	2	17,694	6,140	1	6,524	7,196
Foreign vessels in ballast (U.S. intercoastal).....	8	38,509				
Vessels not engaged in commerce.....	4	1,382		3	272	
Total.....	253	1,288,442	510,018	242	1,205,164	1,781,374

¹ Two war vessels, one icebreaker, one tug. ² Two war vessels, one yacht.

Origin and Destination of Cargo by Major Areas

The following table summarizes the origin of cargo passing through the Canal in April 1934, and its destination by major geographical trade areas:

ATLANTIC TO PACIFIC

Origin	Tons of cargo destined for—					Total
	United States	Other North America	Asia	South America	Australasia	
North America:						
United States.....	198,556	11,241	105,834	11,491	12,492	339,614
Other North America.....	5,720	16,512	6,983	13,060	6,202	48,477
Europe.....	30,847	15,882	8,548	21,651	20,921	97,849
Miscellaneous.....	7,940	570	3,109	12,205	254	24,078
Total.....	243,063	44,205	124,474	58,407	39,869	510,018

PACIFIC TO ATLANTIC

Origin	Tons of cargo destined for—				Total
	United States	Other North America	Europe	Miscellaneous	
North America:					
United States.....	580,890	43,990	128,661	5,391	758,932
Canada.....	1,983	14,771	166,407	3,263	186,424
Other North America.....	29,753	5,116	11,004	45,873
South America.....	239,562	55,999	174,402	10,380	480,343
Australasia.....	8,260	960	72,191	81,411
Asia.....	208,307	3,312	16,772	228,391
Total.....	1,068,755	124,148	569,437	19,034	1,781,374

Principal Commodities

Commodities which aggregated 10,000 or more tons either during April 1933 or April 1934 are listed below:

Commodity	April		Commodity	April	
	1933	1934		1933	1934
<i>Atlantic to Pacific</i>	<i>Long tons</i>	<i>Long tons</i>	<i>Pacific to Atlantic—Continued</i>	<i>Long tons</i>	<i>Long tons</i>
Automobiles and parts.....	8,003	21,024	Cold storage (food products) ..	10,125	45,128
Cotton, raw.....	13,186	14,791	Flour.....	19,152	28,782
Manufactures of iron and steel.....	46,313	96,739	Fruit, dried.....	17,500	16,235
Oils, mineral.....	45,049	45,385	Fruit, fresh.....	18,764	32,749
Paper.....	19,953	26,832	Lumber.....	122,622	170,914
Phosphates.....	9,916	15,483	Metals, principally copper.....	30,678	34,696
Railroad material.....	2,002	12,005	Nitrates.....	11,469	160,044
Scrap metal.....	39,488	32,691	Oils, mineral.....	258,165	506,473
Sulphur.....	16,724	14,051	Oils, vegetable.....	13,154	11,433
Textiles.....	7,745	11,825	Ores, principally iron.....	3,014	141,519
Tinplate.....	5,655	30,420	Paper.....	10,927	8,611
<i>Pacific to Atlantic</i>			Soy beans.....	8,250	16,772
Barley.....	16,565	16,888	Sugar.....	175,124	219,574
Beans, edible.....	10,563	17,610	Wheat.....	221,812	129,419
Canned goods, various.....	58,210	59,973	Wood pulp.....	9,501	12,426
Coffee.....	17,401	15,074	Wool.....	11,080	18,576

* Does not include fresh fruit.

Commodities in Detail

The following statement lists all commodities passing through the Canal during the month of April 1934, as reported in the cargo declarations, showing the movement, by directions, in the United States intercoastal trade and in the total traffic. In the cargo declarations small items are frequently grouped under the designation of "general cargo;" the statistics are accordingly not precise, but are indicative of the kinds and quantity of cargo in transit through the Canal. The figures are for tons of 2,240 pounds:

Commodity	United States intercoastal		Total for all trade routes including U.S. intercoastal	
	Atlantic to Pacific	Pacific to Atlantic	Atlantic to Pacific	Pacific to Atlantic
Agricultural implements.....	1,124	5	2,154	5
Alfalfa meal.....	1,056	1,081
Ammonium compounds.....	86	8,197	2,094
Animal foods ..	42	1,258	44	1,380
Apparel, wearing (hats, shoes, clothing, etc.).....	106	14	106	21
Asbestos.....	474	643
Asphalt and tar.....	78	14	243	1,306
Automobiles (and autotrucks).....	4,905	88	13,300	97
Automobile parts and accessories.....	1,534	76	7,724	77
Bags and bagging, textile.....	501	1,116	330
Bananas.....	45	5,150
Barks, miscellaneous.....	40	333
Barley.....	1,490	20	16,888
Beans, edible.....	3,913	30	17,610
Beer.....	516	555
Beverages, nonalcoholic.....	369	369

* Except as otherwise classified.

Commodity	United States intercoastal		Total for all trade routes including U.S. intercoastal	
	Atlantic to Pacific	Pacific to Atlantic	Atlantic to Pacific	Pacific to Atlantic
Blood and tannage.....		98		730
Bone and bone meal.....			1,785	
Books and printed matter.....	87		107	1
Borax.....		631	45	6,401
Bran and pollards.....		1,259		3,224
Bricks and tile.....	371		602	38
Camphor, crude.....		23		53
Canned and preserved goods:				
Fish.....	565	6,953	992	9,742
Fruit.....	478	23,984	679	35,205
Meat.....	12	8	1,039	177
Milk.....	257	175	441	1,109
Soup.....	960	10	994	52
Vegetables.....	533	5,748	552	6,009
Miscellaneous and unclassified.....	2,445	7,127	2,776	7,679
Carbon black.....	243		320	
Celite.....		486		512
Cement.....	185	190	6,894	190
Chalk.....			698	
Charcoal.....	72		98	10
Chemicals.....	5,638	2,235	8,662	2,630
Clay, china and fire.....	108		739	15
Clay, filtering.....		35		440
Coal.....	2,367		2,564	
Cocoa and cacao beans.....	185		580	2,880
Coconuts and products.....	232	651	432	1,363
Coffee.....	533	178	6,293	15,074
Coke.....			5,030	4
Cold storage and refrigerated products:				
Dairy products.....	70	45	421	21,350
Eggs.....	12	202	12	322
Fish.....		11	9	927
Lard.....			91	
Meats.....			114	22,146
Poultry.....				1
Vegetables.....		20	3	91
Other and unclassified.....	30		30	291
Confectionery.....	1,041	15	1,131	15
Copra meal and cake.....				2,450
Corn.....	1,785		1,812	500
Cotton, raw.....	699	649	14,791	2,958
Creosote.....			59	
Drugs and medicines.....	1,043	37	1,047	37
Dyes.....			314	
Earthenware.....	57	64	264	64
Electrical apparatus and appliances.....	470	74	639	174
Explosives.....	376	147	947	334
Extract, quebracho.....			558	
Fertilizers.....		45	1,004	138
Fish, salted or dry-cured.....				16
Fish meal.....				5,163
Floor coverings.....	572	651	575	975
Flour.....	628	23,345	1,552	28,782
Fruit, dried.....		8,991	147	16,235
Fruit, fresh.....		1,789		32,749
Furniture and household goods.....	402	483	445	483
Gallnuts.....				72
General.....	16,130	7,169	37,770	16,599
Glass and glassware.....	3,041	133	4,960	753
Glue.....	119	239	189	239
Groceries.....	996		1,052	14
Gums.....	6	21	6	155
Hair, all kinds.....		19	4	33
Hay.....		201		293
Hemp, unmanufactured.....	65	465	1,003	1,799
Honey.....		174		301
Hops.....			22	
Horns and hoofs.....			50	21
Infusorial earth.....		323	11	856
Iron and steel, manufactures of (structural steel, plates, bars, angles, pipe, etc.).....	47,349	816	96,739	981
Ivory nuts.....			85	1,645
Jute, unmanufactured.....	30		105	50
Lard substitute.....	685		685	
Liquors.....	1,073	171	3,392	171
Lumber (including manufactured mill products).....	1,236	82,825	1,611	170,914
Machinery.....	4,133	342	8,831	499
Malt.....	32	134	416	134
Manufactured goods.....	2,948	302	3,998	798
Marble and granite.....	65		179	

* Except as otherwise classified.

Commodity	United States intercoastal		Total for all trade routes including U.S. intercoastal	
	Atlantic to Pacific	Pacific to Atlantic	Atlantic to Pacific	Pacific to Atlantic
Matches.....	293	75	328	138
Metals:				
Antimony.....		40		167
Copper.....	182	6,499	756	20,521
Gold and silver.....	14	11	20	99
Iron.....	903	68	1,490	68
Lead.....		1,115	890	6,096
Tin.....	40	88	120	928
Zinc.....	118		723	6,755
Other and unclassified.....	75	34	282	62
Milk, powdered.....	22	399	54	779
Molasses and syrups.....	180		221	
Nitrates.....	2,889	257	5,039	160,044
Nuts, edible (including meats).....		183	161	691
Oats.....		3,868	153	8,030
Oils, mineral:				
Crude.....				112,092
Gas and fuel.....		237,687	13,009	277,897
Gasoline, benzine and naphtha.....	8,349	64,045	17,138	99,240
Kerosene.....	157	15,685	387	16,061
Lubricating and greases.....	7,825	976	14,851	1,183
Oils, vegetable:				
Coconut.....				4,483
Cottonseed.....	199		199	5
Linseed.....	34		378	
Olive.....	6	9	540	9
Rapeseed.....	17	10	17	916
Wood.....	29		64	1,666
Other and unclassified.....	270	792	618	4,354
Oil, fish.....	50	21	105	82
Oil, whale.....				167
Oilseeds (cotton, flax, hemp, sesame, rapeseed, etc.).....		2,192	800	3,969
Oilseed cake and meal.....		2,617		4,247
Ores:				
Copper.....		750		811
Gold and silver.....				2
Iron.....				130,204
Lead.....				572
Magnesite.....		1,321		1,321
Manganese.....	50		50	6,002
Tin.....				1,003
Zinc.....				1,492
Other and unclassified.....		48	1,600	112
Paints and varnishes.....	757	290	1,886	290
Paper and paper products ¹	12,320	4,956	25,515	8,003
Paper scrap.....		608	1,317	608
Peanuts.....	688	267	688	299
Peas, dry.....		47		626
Peatmoss.....			557	
Phosphates.....	32	113	15,483	113
Plaster.....	13		46	
Porcelainware.....	152	322	414	2,646
Potash.....	115	1,666	1,299	1,666
Pyrethrum flowers.....				107
Rags and waste.....	114	310	298	897
Railroad material.....	7,028		12,005	
Rice.....	501	338	1,406	5,052
Rope and twine.....	574	39	740	236
Rosin.....	1,002		2,605	2
Rubber:				
Manufactured.....	1,081	161	1,412	254
Raw.....				423
Scrap.....		59	7	117
Salt.....	501		3,853	50
Sand.....	942		3,114	
Scrap metal.....	914	185	32,691	419
Seeds (except oilseeds).....	469	489	1,221	741
Shells, oyster.....	1,601		1,601	
Silk, raw.....		764	9	1,892
Skins and hides.....		2,898	36	6,198
Slag.....			370	
Slate.....	109		109	
Soaps and products.....	2,696	330	2,770	471
Soda and sodium compounds.....	1,008		2,801	48
Soy beans.....	20		63	16,772
Sugar.....	21	18,284	3,483	219,574
Sulphur.....	13,545		14,051	
Talc.....	81	76	81	76
Tallow.....		110	60	2,140
Tea.....	13	70	169	480

¹ Except as otherwise classified.

Commodity	United States intercoastal		Total for all trade routes including U.S. intercoastal	
	Atlantic to Pacific	Pacific to Atlantic	Atlantic to Pacific	Pacific to Atlantic
Textiles ²	5,694	238	11,825	2,824
Tinplate.....	11,853	27	30,420	27
Tobacco and manufactures.....	1,123	14	5,422	58
Toilet preparations.....	308	107	312	205
Turpentine.....	94		237	
Vegetables, dry ¹		19	25	883
Wall board.....	485		485	696
Wax, paraffin.....	624	61	1,607	61
Wheat.....		5,161	1,000	129,419
Wines.....	87	683	1,177	1,293
Wood pulp.....	174	10,840	1,068	12,426
Wool.....	16	4,921	346	18,576
Total, April 1934.....	198,556	580,980	510,018	1,781,374
Total, April 1933.....	135,267	404,399	398,096	1,129,882
Total, April 1932.....	121,479	305,398	378,606	1,065,125

¹ Except as otherwise classified. ² Cotton, silk, wool, rayon goods.

Tanker Traffic

The following tabulation shows the tanker traffic through the Canal during April 1934, classified according to trade route:

Trade route	Atlantic to Pacific			Pacific to Atlantic		
	No. of ships	Panama Canal net tonnage	Tons of cargo	No. of ships	Panama Canal net tonnage	Tons of cargo
United States intercoastal.....	29	179,124	9,520	25	160,923	318,364
East coast United States and South America.....	1	7,665				
East coast Canada and South America.....	1	4,680	2,571	3	20,885	44,771
Central American intercoastal.....	1	5,144	6,123			
South American intercoastal.....	1	5,278	11,717			
Cristobal and west coast United States.....	1	5,725			5,725	12,000
West Indies and west coast United States.....	1	5,395			9,887	20,623
West Indies and west coast South America.....	1	8,069				
Europe and west coast United States.....	5	29,566		1	5,193	9,979
Europe and west coast South America.....	4	24,183		7	46,751	96,728
Africa and west coast South America.....	2	15,890				
Total.....	47	290,709	29,931	39	249,334	502,465

Comparison of Canal Traffic in April 1934 with April Traffic in Previous Years

Calendar year	Month of April			Fiscal year	Average per month for fiscal year		
	Commercial transits	Panama Canal net tonnage	Tons of cargo		Commercial transits	Panama Canal net tonnage	Tons of cargo
1915.....	121	404,561	521,169	1915.....	102	361,197	465,567
1916.....	75	233,990	366,784	1916.....	63	199,687	257,843
1917.....	150	524,091	628,169	1917.....	150	483,213	588,213
1918.....	173	542,145	627,358	1918.....	172	547,639	627,669
1919.....	161	480,867	505,929	1919.....	169	510,416	576,385
1920.....	220	822,471	867,521	1920.....	206	712,170	781,208
1921.....	227	955,503	907,613	1921.....	241	951,323	966,601
1922.....	230	974,833	1,046,047	1922.....	228	951,455	907,075
1923.....	404	2,007,690	2,187,145	1923.....	331	1,550,482	1,630,656
1924.....	403	2,053,171	2,158,721	1924.....	436	2,179,073	2,249,559
1925.....	382	1,840,692	1,950,902	1925.....	389	1,904,506	1,996,570
1926.....	425	2,048,247	2,237,567	1926.....	433	2,064,549	2,109,787
1927.....	464	2,224,500	2,420,807	1927.....	456	2,185,651	2,312,351
1928.....	531	2,384,491	2,473,884	1928.....	538	2,454,886	2,469,226
1929.....	540	2,488,176	2,719,668	1929.....	534	2,465,483	2,555,250
1930.....	489	2,479,096	2,456,782	1930.....	515	2,498,385	2,502,519
1931.....	453	2,292,805	2,011,117	1931.....	461	2,316,012	2,090,233
1932.....	370	1,863,692	1,443,731	1932.....	376	1,968,785	1,650,667
1933.....	370	1,839,597	1,527,978	1933.....	375	1,901,823	1,514,811
1934.....	495	2,493,606	2,291,392	(1).....	465	2,397,875	2,064,658

¹ Canal opened August 15, 1914. ² Average for 10½ months. ³ Average for 10 months of fiscal year.

It will be noted from the above table that the Panama Canal net tonnage of last month's traffic (2,493,606) was the highest for the month of April of any year since the opening of the Canal. The previous high April tonnage occurred in 1929 when the aggregate Panama Canal tonnage was 2,488,176 (on 540 vessels). The number of commercial transits last month has been exceeded twice in April traffic—in 1929 with 540, and in 1928 with 531. Tolls collected last month have been exceeded by three previous months of April—in 1928, 1929, and 1930—while cargo tonnage was surpassed four times—in 1927, 1928, 1929, and 1930.

The high figures on net tonnage on a smaller number of vessels than in 1928 and 1929 indicates, of course, a greater tonnage per ship. This applies particularly to the tanker traffic which averaged 6,280 net tons, Panama Canal measurement, per vessel in the past month as compared with 5,419 for April 1929. The net tonnage of the general cargo carriers in the past month was 4,855 as against 4,498 for the month of April 1929.

Terminal Activities

Ships repaired during the month of April 1934, numbered 50, including 8 which were drydocked. Fuel oil in the quantity of 313,041 barrels was delivered as bunkers to 125 commercial vessels. Bunker coal amounting to 7,540 tons was delivered to 19 commercial vessels. Sales of commissary supplies amounted to \$90,027.20.

Cargo Handled at Terminal Ports

	Cristobal	Balboa	Total
Cargoes of bunkers arriving:			
Fuel oil, gasoline, etc..... tons..	59,528	57,043	116,571
Coal..... tons.....	10,618		10,618
Local general cargo arriving..... tons..	16,411	15,984	32,395
Local general cargo shipped..... tons..	4,643	460	5,103
Cargo received for transshipment..... tons..	32,100	2,981	35,081
Cargo transshipped..... tons.....	34,179	2,256	36,435
"Canal Zone for Orders" cargo:			
Number of receipts issued.....	22	2	24
Number of releases issued.....	62	21	83
Tons received.....	335	12	347
Tons withdrawn.....	417	8	425

All Vessels Entering and Clearing Port

	Port of Cristobal			Port of Balboa		
	No. of ships	Registered gross tonnage	Registered net tonnage	No. of ships	Registered gross tonnage	Registered net tonnage
<i>Ships entering</i>						
All vessels, including those transiting Canal..	655	4,237,204	2,851,144	622	3,915,908	2,625,195
Vessels entering port but not transiting Canal.	63	424,794	269,022	24	82,259	47,836
Vessels transiting Canal and handling passengers and cargo at terminal ports.....	134	870,863	512,093	81	560,995	327,689
<i>Ships clearing</i>						
All vessels, including those transiting Canal..	546	3,517,485	2,114,211	618	3,902,294	2,617,815
Vessels clearing port but not transiting Canal.	64	380,538	218,472	24	82,259	47,836
Vessels transiting Canal and handling passengers and cargo at terminal ports.....	135	886,362	520,255	81	566,921	331,388

Cargo Discharged and Laden in Terminal Ports

The following is a report of tons of cargo discharged and/or laden at Cristobal and Balboa during the month from midnight, April 15, 1934, to midnight, May 15, 1934. Figures after names of vessels show, respectively, tons discharged and tons laden:

CRISTOBAL

Magallanes, 0, 604	Erlangen, 0, 345	Nansenville, 225, 3pkgs.	Metapan, 958, 408	Calamares, 381, 129
Oakland, 68, 453	Adalia, 47, 47	West Nilus, 12, 0	Santa Teresa, 343, 116	Santa Rosa, 235, 332
San Gabriel, 102, 0	Floride, 200, 0	Istmo, 0, 193	Salvador, 0, 274	Manizales, 960, 660
Peten, 39, 172	Narenta, 321, 0	Santa Clara, 278, 474	Venezuela, 0, 625	Boskoop, 176, 34
Can. Britisher, 94, 57	Tuira, 51, 72	San Antonio, 116, 253	Indra, 3, 0	Caribia, 112, 1
Persistence, 4, 0	Cerigo, 0, 484	Deborah, 0, 10	Vigilant, 191, 9	Veragua, 25, 81½
Granville, 0, 440	Santa Maria, 535, 19	Harvester, 947, 0	San Mateo, 8, 122	Cefalu, 349, 830
Ryoyo Maru, 419, 5	Essen, 0, 733	Veragua, 277, 131	Middlesex, 71, 0	Iris, 23, 0
Venezuela, 28, 0	Davanger, 10, 11, 0	Europa, 2½, 0	Colombia, 92, 713	Santa Lucia, 247, 186
Contessa, 184, 568	Ancon, 1,481, 1,158	Santa Monica, 1,244, 0	Velma Lykes, 207, 131	San Vincente, 167, 0

CRISTOBAL—Continued

San Diego, 12, 5	Tolea, 283, 385	Margaret Johnson, 0,	Amerika, 0, 3	Dorothy Cahill, 1,620,
Director, 177, 0	Pres. Lincoln, 652, 0	163	Peten, 103, 221	97
Nosa King, 0, 304	Absaroka, 0, 87	Canadian Challenger,	Santa Paula, 166, 9	Flandre, 75, 0
Santa Inez, 618, 0	Bodegraven, 6, 602	10, 536	Ansir, 120, 94	Sta. Teresa, 495, 206
Agira, 314, 474	Istmo, 409, 173	Santa Maria, 210, 333	Delftdijk, 58, 86½	Salvador, 334, 0
Lochkatrine, 11 pkgs.,	Durazzo, 1,140, 840	Peten, 345, 4	Cefalu, 510, 576	Axel Johnson, 214, 0
221	Karama, 25, 0	Tosca, 26, 0	Orazio, 57, 509	Simon Bolivar, 100,
Atago Maru, 136, 0	Esperance, 0, 33	Sta. Marta, 1,041, 151	Santa Isabel, 877, 0	1 pkg.
Nos Angeles, 23, 165	Tokai Maru, 756, 45	Livingston Roe, 11,667,	Iris, 192, 34	Arica, 188, 318
Odenwald, 110, 825	Quirigua, 43, 79	0	Dorelian, 253, 0	Roland, 460, 1,032
Guayaquil, 1,404, 635	Point Lobos, 520, 0	Cal, 1,068, 428	Canadian Constructor,	Kurama Maru, 600, 0
Quirigua, 650, 163	Contessa, 218, 806	Carare, ½, 0	10, 278	Soyo Maru, 491, 0
Mantilla, 4,142, 0	Lochgoil, 181, 31	Vigilant, 50, 20	Bolivar, 163, 223½	Kinai Maru, 619, 0
Vancouver, 199, 125	Wyoming, 55, 277	Rialto, 101, 0	Seattle, 93, 28	Calamares, 494, 558
California, 0, 484	Sambu, 15, 13	Feodosia, 231, 501	Can. Leader, 116, 29	Pastores, 36, 833
Colombie, 123, 941	R. L. Hustler, 1½, 0	Costa Rica, 5, 488½	Canada, 0, 350	President Taft, 315, 22
Nosa Chief, 26, 726	Sta. Monica, 756, 1,056	Knute Nelson, 4½, 58	Belfast Maru, 235, 0	Kreta, 16, 295
Santa Elisa, 446, 411	Benj. Franklin, 0, 160	Santa Elena, 262, 206	Cerigo, 1,058, 1,300½	Flandre, 4, 470½
West Ira, 147, 0	Caribia, 76, 1,029	San Rafael, 56, 0	Wisconsin, 80, 54	Manizales, 988, 0
Sixaola, 1,585, 182	Tacoma, 53, 42	Ulua, 366, 612½	Bueno Panama, 230, 0	Veragua, 11, 4½
Costa Rica, 52, 0	Sta. Barbara, 377, 479	Sta. Cecilia, 980, 56	Buenaventura, 1,677,	San Marcos, 630, 0
Acajutla, 727, 62½	Nuevo Panama, 230,	Stella Lykes, 196, 25	1,123	Drechttdijk, 242, 4
Reina del Pacifico, 142,	266	Lisbon Maru, 202, 0	Pres. Johnson, 2, 0	J. S. Elecan, 157, 0
157	Cristobal, 2,102, 901	Orbita, 50½, 26	Zacapa, 657, 69	Democracy, 168, 0
Haiti, 163, 587	Pres. Cleveland, 4, 0	Niel Maersk, 4, 0	Veragua, 435, 37	Contessa, 296, 0

BALBOA

Bokuyo Maru, 22, 0	Antigua, 310, 131	Nosa King, 10, 286	Rangitane, 49, 0	Pennsylvania, 27, 42
Salinas, 11,589, 0	Santa Lucia, 162, 1	Point Sur, 4,829, 0	Nosa Chief, 937, 0	Salvador, 438 lbs., 0
Santa Maria, 63, 0	Tai Yang, 1,087, 0	Salinas, 0, 7,000	Santa Maria, 103, 14	Santa Teresa, 0, 4
Pres. Wilson, 2, 0	San Blas, 1, 0	Santa Elisa, 58, 216	Santa Cecilia, 88, 950	Henderson, 22, 0
Nansenville, 1,124, 0	Santa Inez, 495, 0	Nosa Chief, 14, 144	Chiriqui, 226, 103	Antigua, 346, 117
Santa Monica, 53, 0	West Ira, 1,102, 0	Talamanca, 682, 72	Santa Elena, 30, 44	West Ivis, 1,064, 11
Santa Clara, 11, 52	El Mirlo, 12,084, 0	Istmo, 233, 0	Amerika, 0, 130	Cerigo, 0, 52
Santa Teresa, 110, 0	Tejon, 10,250, 0	Bodegraven, 113, 383	Ludington, 882, 189	American Star, 450, 0
Chaumont, 19, 9	Chateau Thierry, 32, 22	Santa Monica, 0, 415	Knute Nelson, 843, 0	Santa Monica, 0, 2
Manizales, 1, 0	Sandar, 11,120, 0	Santa Barbara, 0, 1	Santa Paula, 84, 40	
Santa Monica, 0, 52	Virginia, 66, 0	Lochgoil, 24, 0	California, 0, 10	
Santa Rosa, 15, 3	President Hayes, 2, 0	Tosca, 84, 0	Republie, 827, 80	

Passengers

Ocean ship passengers disembarking at Cristobal numbered 1,275; embarking, 1,728; at Balboa, 1,868 disembarking and 1,183 embarking. Passengers passing through the Canal from the Atlantic to the Pacific numbered 3,632, from the Pacific to the Atlantic, 3,541. Aircraft numbering 41 entered Cristobal, and 124 passengers disembarked; clearances were 37, with 98 passengers embarking; at Balboa one aircraft entered with 4 passengers disembarking; clearances 1, with no passengers embarking.

United States Fleet Transits Canal

The U.S.S. *Pennsylvania*, flagship of the United States Fleet, with Commander-in-chief, Admiral David F. Sellers on board, and some 109 additional vessels comprising the Battle and Scouting fleets of the United States Navy, arrived in local waters and beginning on the afternoon of April 21, 1934, assembled at the Pacific entrance to the Canal for transit northbound. During the early morning hours of April 23 the transit of the fleet was started. Continuous operation, day and night, was maintained, using the locks to full capacity until the entire fleet had transited. The operation required approximately 48 hours.

This was the first time that the fleet transited as a unit and caused some congestion of private shipping at the terminal ports while these ships awaited their turn. Following the transit of the last vessel of the fleet, six commercial vessels that were awaiting northbound transit were dispatched through the Canal on the evening of April 24, and then the transit of vessels awaiting southbound passage was begun with 22 ships transiting the Canal southbound on April 25. The congestion of commercial ships was practically cleared on April 26, and on April 27 normal operations were resumed with north and southbound transits being made simultaneously.

Officials of the fleet and of the Navy Department in Washington have expressed themselves as well pleased with the maneuver, which was completed without damage to any vessels of the fleet.

Movements of Ocean Vessels Through the Panama Canal

From midnight April 15, 1934, to midnight May 15, 1934

ATLANTIC TO PACIFIC

Ship	Date arrived	Date cleared	Nationality	Line (Charterer or operator)	Port		Cargo	
					From—	For—	Nature	Tons
Dean Emery ¹ ...	15	16	Amer.	Standard Ship. Co.	Aruba, D.W.I.	Los Angeles, Cal.	Ballast	...
Willzipo ¹ ...	15	16	Amer.	Williams S.S. Line	Baltimore, Md.	Seattle, Wash.	General	2,500
Ardmore ¹ ...	16	16	Amer.	Ardmore S.S. Co.	Chester, Pa.	Los Angeles, Cal.	Ballast	...
San Gabriel ¹ ...	16	16	Amer.	Pac-Atlantic S.S. Co.	New York, N.Y.	Tacoma, Wash.	General	2,670
Pirate ¹ ...	16	...	Pan.	E. J. Hooper	Cristobal, C.Z.	Gatun, C.Z.	Bananas	...
J-26 ⁵	Amer.	U.S. Army	Cristobal, C.Z.	Gatun, C.Z.	Ballast	...
Hoperange ² ...	16	17	Brit.	Vanco'er-St. Laurence	Halifax, N.S.	Vancouver, B.C.	General	4,700
Pacific President ² ...	17	17	Brit.	Furness, Withy & Co.	Manchester, Eng.	Vancouver, B.C.	General	869
Halsey ¹ ...	17	17	Amer.	Shell Oil Co.	Fall River, Mass.	Los Angeles, Cal.	Ballast	...
Steelmaker ¹ ...	17	17	Amer.	Ishtman S.S. Lines	Swansea, Eng.	Vancouver, B.C.	Steel, gen.	8,891
Canadian Britisher ¹ ...	16	17	Brit.	Can. Nat. Steamships	Halifax, N.S.	Melbourne, Aust.	General	2,548
Winton ¹ ...	17	18	Brit.	Amer.-Aust'lian Line	Philadelphia, Pa.	Sydney, Aust'lia	General	3,768
Gen. Wm. M. Graham ¹	Amer.	U.S. Army	Cristobal, C.Z.	Balboa, C.Z.	Ballast	...
J-26 ⁵	Amer.	U.S. Army	Cristobal, C.Z.	Gatun, C.Z.	Ballast	...
Skeena ⁹ ...	18	...	Brit.	British Government	Montego Bay, Ja.	Esquimalt, B.C.	Ballast	...
Vancouver ⁹ ...	18	...	Brit.	British Government	Montego Bay, Ja.	Esquimalt, B.C.	Ballast	...
Mary Ann ¹³	Amer.	U.S. Navy	Cristobal, C.Z.	Balboa, C.Z.	Ballast	...
Kansan ¹ ...	17	18	Amer.	Amer.-Hawaiian Line	Boston, Mass.	Seattle, Wash.	General	2,520
Narenta ¹ ...	17	18	Brit.	Royal Mail Line, Ltd.	Rotterdam, Neth.	Vancouver, B.C.	General	2,125
Tulsagas ¹ ...	17	18	Amer.	Tidewater Oil Co.	New York, N.Y.	S. Francisco, Cal.	Lub. oil	1,210
Oregon Maru ¹ ...	18	18	Jap.	Kawasaki K. Kaisha	New York, N.Y.	Kobe, Japan	Ballast	...
Moldanger ² ...	18	18	Nor.	Intercean S.S. Corp.	Rotterdam, Neth.	Vancouver, B.C.	Oil	200
Cerigo ¹ ...	14	18	Ger.	Hamburg-Amer. Line	Cristobal, C.Z.	Guayaquil, Ecuador	General	484
Ninna ¹ ...	18	19	Dan.	J. Lauritzen	Rotterdam, Neth.	Valparaiso, Chile	Ballast	...
Tuira ² ...	17	18	Pan.	Elliot Ship. & Land Co.	Cristobal, C.Z.	Pto. Arm's, R.P.	General	35
Real ² ...	17	...	Pan.	Elliot Ship. & Land Co.	Cristobal, C.Z.	Balboa, C.Z.	Ballast	...
Motor Sailer ¹	Amer.	U.S. Navy	Cristobal, C.Z.	Balboa, C.Z.	Ballast	...
Portland Maru ¹ ...	19	19	Jap.	Kokusai Kisen Kaisha	New York, N.Y.	Yokohama, Japan	(¹⁶)	6,666
President Wilson ¹ ...	19	20	Amer.	Dollar Line	New York, N.Y.	S. Francisco, Cal.	General	2,513
Kwanto Maru ¹ ...	19	19	Jap.	Osaka Shosen Kaisha	Boston, Mass.	Kobe, Japan	(¹⁷)	7,390
Edward Luckenbach ¹ ...	19	19	Amer.	Luckenbach Line	Boston, Mass.	Seattle, Wash.	General	2,722
Charles R. McCormick ¹ ...	19	19	Amer.	McCormick S.S. Co.	Philadelphia, Pa.	Tacoma, Wash.	General	3,236
John D. Archbold ¹ ...	19	19	Amer.	Standard Ship. Co.	New York, N.Y.	Los Angeles, Cal.	Ballast	...
Nansenville ¹ ...	19	20	Nor.	Fred Olsen Line	Antwerp, Belg.	Vancouver, B.C.	General	3,511
Istmo ¹ ...	19	19	Pan.	Elliot Ship. & Land Co.	Santa Marta, Col.	B'ventura, Col.	Salt, general	485
West Nilus ¹ ...	19	19	Amer.	McCormick S.S. Co.	Buenos Aires, Arg.	Vancouver, B.C.	Coffee, gen.	2,111
L-53 ⁵	Amer.	U.S. Army	Cristobal, C.Z.	Gatun, C.Z.	Towing barge	...
Col. Riche ⁵	Amer.	U.S. Army	Cristobal, C.Z.	Gatun, C.Z.	Ballast	...
Q.M.C. No. 1 ⁵	Amer.	U.S. Army	Cristobal, C.Z.	Gatun, C.Z.	Ballast	...
Krassin ¹⁴ ...	17	10	Rus.	Leningrad Mercantile	Lening'd, U.S.S.R.	Bering Sea	Ballast	...
Santa Clara ¹ ...	19	20	Amer.	Grace Line	New York, N.Y.	Valparaiso, Chile	General	2,769
Gretafeld ¹ ...	19	20	Brit.	Hunting & Son	Newcastle, Eng.	Los Angeles, Cal.	Ballast	...
Marguerite ¹ ...	19	20	Fr.	Standard Ship. Co.	Aruba, D.W.I.	Talara, Peru	Ballast	...
Finlay ¹
San Quirino ¹ ...	20	20	Brit.	Eagle Oil & Ship. Co.	Manchester, Eng.	La Libertad, Ecu.	Ballast	...
Silversandal ¹ ...	20	20	Brit.	Kerr S.S. Co.	Boston, Mass.	Hongkong, China	General	2,917
Muncaster Castle ² ...	20	20	Brit.	Barber Line	New York, N.Y.	Shanghai, China	General	970
Svealand ² ...	20	20	Swed.	Ore S.S. Corp.	Baltimore, Md.	Cruz Gr'de, Chile	Ballast	...
Europa ² ...	20	20	Dan.	East Asiatic Co.	Copenhagen, Den.	Vancouver, B.C.	General	207
Ulla ¹ ...	20	21	Dan.	J. Lauritzen	Elsinore, Den.	Valparaiso, Chile	Ballast	...
J-26 ⁵	Amer.	U.S. Army	Cristobal, C.Z.	Gatun, C.Z.	Ballast	...
Chaumont ⁸ ...	19	23	Amer.	U.S. Navy	H'pton Rds., Va.	S. Francisco, Cal.	Navy gen.	174
Salvador ¹ ...	13	21	Brit.	Pacific Steam Nav. Co.	Cristobal, C.Z.	Champ'ico, Guat.	General	750
Rigel ¹ ...	20	21	Nor.	Westfal, Larsen Line	Buenos Aires, Arg.	Vancouver, B.C.	General	958
Skrarnstad ² ...	20	22	Nor.	Fern Line	New Orleans, La.	Portland, Ore.	Ballast	...
Chester Sun ¹ ...	21	21	Amer.	Sun Oil Co.	Chester, Pa.	Los Angeles, Cal.	Ballast	...
Cathwood ¹ ...	21	22	Amer.	Union Oil Co.	Boston, Mass.	Los Angeles, Cal.	Ballast	...
Oakmar ¹ ...	21	21	Amer.	Calmar Line	Baltimore, Md.	Seattle, Wash.	Steel, gen.	7,620
City of Delhi ¹ ...	21	22	Brit.	Ellerman Lines, Ltd.	New York, N.Y.	Freemantle, Aust.	General	4,547
Santa Monica ² ...	20	21	Amer.	Panama Mail S.S. Co.	Cristobal, C.Z.	Acapulco, Sal'dor.	General	52
Indra ² ...	21	21	Nor.	Scand.-S. Pacific Line	Goth'burg, Swed.	Valparaiso, Chile	(¹⁸)	1,544
Nevadan ¹ ...	21	21	Amer.	Amer.-Hawaiian Line	Boston, Mass.	Portland, Ore.	General	2,709
L-53 ⁵	Amer.	U.S. Army	Cristobal, C.Z.	Gatun, C.Z.	Ballast	...
El Sona ² ...	20	...	Pan.	Pinel Brothers	Cristobal, C.Z.	Balboa, C.Z.	Ballast	...
Libertador ² ...	20	...	Pan.	Pinel Brothers	Cristobal, C.Z.	Balboa, C.Z.	Ballast	...
Santa Rosa ¹ ...	21	22	Amer.	Panama Mail S.S. Co.	New York, N.Y.	Seattle, Wash.	General	3,744
Remuera ¹ ...	22	23	Brit.	N.Z. Shipping Co.	London, Eng.	Wellington, N.Z.	General	3,360
San Mateo ¹ ...	21	22	Fr.	French Line	Havre, France	Valparaiso, Chile	General	1,055
Tortugas ² ...	21	22	Nor.	Isbrandtsen Moller	Chester, Pa.	Yokohama, Japan	General	1,800
Antietam ¹ ...	21	22	Amer.	Penn. Shipping Co.	Fall River, Mass.	Los Angeles, Cal.	Ballast	...
Trontolite ¹ ...	22	22	Brit.	Imperial Oil Co.	Halifax, N.S.	B'ventura, Col.	Gasoline	2,571

¹ Tanker. ² Motor ship. ³ Motor schooner. ⁴ Launch. ⁵ Transport. ⁶ Destroyer. ⁷ Mine planter.
⁸ Crane. ⁹ Ice breaker. ¹⁰ And return to Cristobal. ¹¹ Phosphate, cotton, scrap iron. ¹² Phosphate, general.
¹³ Paper, cement, general, explosives.

ATLANTIC TO PACIFIC—Continued

Ship	Date arrived	Date cleared	Nationality	Line (Charterer or operator)	Port		Cargo	
					From—	For—	Nature	Tons
Beljeanne ²	22	22	Nor...	Anglo-Can. Ship. Co.	Pensacola, Fla.	Los Angeles, Cal.	Ballast	
Jonna	22	22	Dan...	Wessel, Duval & Co.	New York, N.Y.	San Antonio, Chile	General	558
Real ¹	20		Pan...	Elliot Ship & Land Co	Cristobal, C.Z.	Balboa, C.Z.	Ballast	
Manizales	21	25	Ger...	North German Lloyd	Cristobal, C.Z.	Guayaquil, Ecuador	General	654
Arna ¹	22	25	Nor...	S. M. Kuhnle & Son	Nuevitas, Cuba	Los Angeles, Cal.	Ballast	
Mevania ¹	22	25	Amer.	C. D. Mallory & Co.	New York, N.Y.	Los Angeles, Cal.	Ballast	
Agra ¹	22	25	Swed.	Isbrandtsen Moller	Savannah, Ga.	Manila, P.I.	General	5,729
Point Chico	23	25	Amer.	Swayne & Hoyt	Houston, Tex.	Seattle, Wash.	(¹³)	5,039
Knoxville City	23	25	Amer.	Isthmian S.S. Lines	Philadelphia, Pa.	Shanghai, China	General	6,068
Levenbridge	23	25	Brit.	Inter. Freightng Co.	Newp't News, Va.	Chile	Ballast	
Herman Frasch	23	25	Amer.	Union Sulphur Co.	Galveston, Tex.	Seattle, Wash.	(¹⁴)	5,075
Steel Inventor	23	25	Amer.	Isthmian S.S. Lines	New York, N.Y.	Honolulu, T.H.	(¹⁵)	8,458
Geddington Court	24	25	Brit.	Canadian Transp. Co.	S. Shields, Eng.	Vancouver, B.C.	Ballast	
Gracia	24	26	Brit.	Donaldson Brothers	Glasgow, Scot.	Vancouver, B.C.	General	844
Southern Sun ¹	24	25	Amer.	Sun Oil Co.	Chester, Pa.	Los Angeles, Cal.	Ballast	
Cambridge	24	26	Brit.	Federal Steam Nav. Co	Liverpool, Eng.	Auckland, N.Z.	General	5,765
Columbian	24	25	Amer.	Amer.-Hawaiian Line	Boston, Mass.	Seattle, Wash.	General	2,140
Iris	24	25	Neth.	Royal Neth. S.S. Co.	Curacao, D.W.I.	B'ventura, Col.	General	123
Charles Christenson	24	25	Amer.	Sudden & Christenson	Bayonne, N.J.	Portland, Oreg.	General	2,300
Dagrun ¹	25	25	Nor...	La Gen. Soc. Anonyme	Antwerp, Belg.	Yokohama, Jap.	General	7,605
R. L. Hague ¹	25	25	Ital.	Brit.-Mex. Pet. Co.	Ceuta, Morocco	Talara, Peru	Ballast	
Shikisan Maru ¹	25	25	Jap.	Mitsui Bussan Kaisha	New Orleans, La.	Grays Har, Wash	Ballast	
Canadian Scottish	25	25	Brit.	Can. Nat. Steamships	Halifax, N.S.	Lyttleton, N.Z.	General	3,619
Tamiahua ¹	25	26	Amer.	Standard Ship. Co.	Boston, Mass.	Los Angeles, Cal.	Ballast	
San Vincente	25	26	Amer.	Quaker Line	New York, N.Y.	Seattle, Wash.	General	2,416
San Lorenzo ¹	22	26	Pan...	G. Tamm	Cristobal, C.Z.	Balboa, C.Z.	Ballast	
San Diego	25	26	Fr.	French Line	Dunkerque, Fr.	Vancouver, B.C.	General	3,187
Forresbank ¹	25	27	Brit.	Mitsubushi Co.	Savannah, Ga.	Moji, Japan	Scrap iron	8,000
President Hayes	27	27	Amer.	Dollar Line	New York, N.Y.	S. Francisco, Cal.	General	2,536
Nosa King	25	27	Amer.	N.O. & S.A. S.S. Co.	Philadelphia, Pa.	S. Antonio, Chile	(¹⁶)	4,156
Virginia	27	27	Amer.	Panama-Pacific Line	New York, N.Y.	S. Francisco, Cal.	General	2,748
Walter A. Luckenbach	26	27	Amer.	Luckenbach Line	Boston, Mass.	Seattle, Wash.	General	2,334
Sagadahoc	26	27	Amer.	Argonaut S.S. Co.	New York, N.Y.	Seattle, Wash.	Steel, general	3,425
Steel Exporter	26	27	Amer.	Isthmian S.S. Lines	Portland, Me.	Vancouver, B.C.	Steel, general	7,962
City of Windsor	26	27	Brit.	Ellerman & Bucknall	Boston, Mass.	Dairen, China	General	5,008
W. S. Miller ¹	27	27	Amer.	Standard Oil Co.	Tampico, Mex.	Los Angeles, Cal.	(¹⁷)	6,125
Lebore	24	27	Amer.	Ore S.S. Corp.	Norfolk, Va.	Cruz Gr'de, Chile	Ballast	
Hoxbar ¹	27	27	Amer.	U.S. Navy	Chester, Pa.	Los Angeles, Cal.	Ballast	
Anglo African	27	27	Brit.	Anglo-Can. Ship. Co.	S. Shields, Eng.	Vancouver, B.C.	Ballast	
Los Angeles ¹	26	27	Ger.	Hamburg-Amer. Line	Hamburg, Ger.	Vancouver, B.C.	General	2,770
Nordfarer ¹	27	27	Dan.	Anglo-Can. Ship. Co.	Manchester, Eng.	Los Angeles, Cal.	Ballast	
J-26 ¹			Amer.	U.S. Army	Cristobal, C.Z.	Gatun, C.Z.	Ballast	
M-101 ¹			Amer.	U.S. Army	Cristobal, C.Z.	Gatun, C.Z.	Ballast	
Salinas	24		Amer.	U.S. Navy	Cristobal, C.Z.	Balboa, C.Z.	Ballast	
Sunnanvik ¹	27	28	Swed.	Norrkoppings Rederi	Chester, Pa.	S. Francisco, Cal.	Ballast	
Sheafholme ¹	27	28	Brit.	Chilean Nitrate Corp.	Wilmington, N.C.	Iquique, Chile	Ballast	
Ashleigh	27	28	Brit.	Anglo-Can. Transp. Co	Barry, Eng.	Vancouver, B.C.	Ballast	
Ohion	28	28	Amer.	Amer.-Hawaiian Line	Boston, Mass.	Portland, Oreg.	General	2,960
Katrina Luckenbach	28	28	Amer.	Luckenbach Line	Houston, Tex.	Seattle, Wash.	General	3,903
Hegira	28	28	Amer.	Pac. Coast Direct Line	Boston, Mass.	Seattle, Wash.	Gen. steel	1,284
Odenwald ¹	25	28	Ger.	Hamburg-Amer. Line	Hamburg, Ger.	Valparaiso, Chile	General	2,465
Santa Elisa	27	29	Amer.	Grace Line	New York, N.Y.	S. Antonio, Chile	General	2,928
Nosa Chief	27	29	Amer.	Grace Line	New York, N.Y.	S. Francisco, Cal.	General	1,690
Reina del Pacifico ¹	28	29	Brit.	Pacific Steam Nav. Co	Liverpool, Eng.	Talcahuano, Chile	General	2,782
Jennie Barbour ¹	28	30	Amer.	States S.S. Co.	New Orleans, La.	Portland, Oreg.	Ballast	
Rio de Janeiro Maru ¹	28	29	Jap.	Osaka Shosen Kaisha	Buenos Aires, Arg.	Kobe, Japan	General	4,490
Mauna Ala	29	29	Amer.	Matson Nav. Co.	New Orleans, La.	Honolulu, T.H.	Ballast	
Timber Rush	29	29	Amer.	Shepard S.S. Co.	Newp't News, Va.	Portland, Oreg.	General	5,489
Whale Boat			Amer.	U.S. Navy	Cristobal, C.Z.	Gatun, C.Z.	Ballast	
Willkeno	29	30	Amer.	Williams S.S. Line	Baltimore, Md.	Seattle, Wash.	General	2,024
W. S. Rheem ¹	29	30	Amer.	Standard Ship. Co.	Providence, R.I.	Los Angeles, Cal.	Ballast	
City of Elwood ¹	30	30	Amer.	Roosevelt S.S. Co.	Baltimore, Md.	Shanghai, China	General	5,110
Pat Doheny ¹	30	30	Amer.	Shell Oil Co.	Mobile, Ala.	Los Angeles, Cal.	Ballast	
Absaroka	29	30	Amer.	McCormick S.S. Co.	Philadelphia, Pa.	Tacoma, Wash.	(¹⁸)	1,676
Esperance	30	30	Fr.	Messageries Maritimes	Marseilles, Fr.	Noumea, N. Caled	General	1,040
Bodegraven	29	1	Neth.	Royal Neth. S.S. Co.	Hamburg, Ger.	Corral, Chile	General	1,835
San Francisco Maru	30	30	Jap.	Mitsui Trading Co.	G'getown, B.W.I.	Kobe, Japan	(¹⁹)	6,891
Pirate ¹	30		Pan...	E. J. Hooper	Cristobal, C.Z.	Gatun, C.Z.	Bananas	
Pacific Trader ¹	30	1	Brit.	Furness, Withy & Co.	Glasgow, Scot.	Vancouver, B.C.	General	753
Allan Jackson ¹	30	1	Amer.	Standard Ship. Co.	New York, N.Y.	Los Angeles, Cal.	Ballast	
Washington Express ¹	1	1	Nor...	Fruit Express Line	Goth'burg, Swed.	Los Angeles, Cal.	Ballast	

¹ Tanker. ² Motor ship. ³ Motor schooner. ⁴ Tug. ⁵ Launch. ⁶ Oil, steel, general. ⁷ Sulphur, oyster shells. ⁸ Sulphate of ammonia, steel. ⁹ Steel, explosives. ¹⁰ Gasoline, kerosene, case oil. ¹¹ Iron, steel, general. ¹² Steel, scrap iron. ¹³ And return to Cristobal.

ATLANTIC TO PACIFIC—Continued

Ship	Date arrived	Date cleared	Nationality	Line (Charterer or operator)	Port		Cargo	
					From—	For—	Nature	Tons
Pennsylvanian	1	1	Amer.	Amer.-Hawaiian Line.	Boston, Mass.	Seattle, Wash.	General	2,508
Ayelona Star	1	1	Brit.	Blue Star Line.	London, Eng.	Auckland, N.Z.	Ballast	
Point Lobos	30	1	Amer.	Gulf-Pac. Mail Line.	Beaumont, Tex.	Seattle, Wash.	General	1,224
Durazzo	29	1	Ger.	Hamburg-Amer. Line.	Cristobal, C.Z.	Guayaquil, Ecuador	General	839
Skagern	1	1	Swed.	General S.S. Corp.	Baltimore, Md.	Vancouver, B.C.	Ballast	
Sangstad	1	2	Nor.	Fern Line.	Antwerp, Belg.	Shanghai, China	General	7,255
Lochgill	1	2	Brit.	Royal Mail Lines	Rotterdam, Neth.	Vancouver, B.C.	General	1,727
Taihei Maru	2	2	Jap.	Mitsui Bussan Kaisha	Philadelphia, Pa.	Kobe, Japan	Ballast	
Australia	2	3	Amer.	The Texas Co.	Pt. Arthur, Tex.	Hankow, China.	(¹³)	17,218
Tuira	1	1	Pan.	Elliot Ship. & Land Co.	Cristobal, C.Z.	Balboa, C.Z.	Ballast	
Tacoma	2	3	Ger.	Hamburg-Amer. Line.	Hamburg, Ger.	Vancouver, B.C.	General	3,300
K. R. Kingsbury	2	3	Amer.	Standard Ship. Co.	Boston, Mass.	Los Angeles, Cal.	Ballast	
President Cleveland	3	4	Amer.	Dollar Line.	New York, N.Y.	S. Francisco, Cal.	General	2,288
Paul Luckenbach	3	3	Amer.	Luckenbach Line.	Boston, Mass.	Tacoma, Wash.	General	3,202
Golden Eagle	3	3	Amer.	Matson Nav. Co.	New York, N.Y.	Los Angeles, Cal.	Ballast	
Amerikaland	3	3	Swed.	Ore S.S. Corp.	New York, N.Y.	Cruz Gr'de, Chile	Ballast	
Sanyo Maru	3	3	Jap.	Osaka Shosen Kaisha.	Baltimore, Md.	Kobe, Japan	General	7,384
Sambu	1	3	Pan.	Elliot Ship. & Land Co.	Cristobal, C.Z.	Pto. Arm'tes, R.P.	General	12
D. G. Scofield	3	4	Amer.	Standard Ship. Co.	Baltimore, Md.	Los Angeles, Cal.	Ballast	
Neuvo Panama	2	4	Pan.	Elliot Ship. & Land Co.	Cristobal, C.Z.	B'ventura, Col.	General	270
Mataroa	4	5	Brit.	Shaw, Savill & Albion.	London, Eng.	Pt. Chalm'r's, N.Z.	Steel, gen.	1,775
Tai Yin	4	4	Nor.	Barber Wilhelmsen.	New York, N.Y.	Kobe, Japan	(¹⁴)	4,318
Chinese Prince	4	4	Brit.	Prince Line, Ltd.	Philadelphia, Pa.	Hongkong, China	General	1,650
Fresno City	4	4	Brit.	Readorn Smith Line.	Beaumont, Tex.	Moji, Japan.	(¹⁵)	8,183
Uffington Court	4	4	Brit.	Canadian Transp. Co.	Sunderland, Eng.	Vancouver, B.C.	Ballast	
Ensley City	4	4	Amer.	Isthmian S.S. Lines	Portland, Me.	Tacoma, Wash.	General	6,511
Westmoreland	4	4	Brit.	Federal Steam Nav. Co.	Liverpool, Eng.	Wellington, N.Z.	Ballast	
Umberleigh	4	4	Brit.	Anglo-Can. S.S. Co.	Barry, Eng.	Vancouver, B.C.	Ballast	
Santa Maria	3	5	Amer.	Grace Line.	New York, N.Y.	Valparaiso, Chile.	General	2,092
J-26			Amer.	U.S. Army	Cristobal, C.Z.	Gatun, C.Z.	Ballast	
Acajutla	28	5	Brit.	Pacific Steam Nav. Co.	Cristobal, C.Z.	Champ'ico, Guat.	General	622
Stemmesd	5	5	Nor.	Fern Line.	Houston, Tex.	Osaka, Japan.	General	4,800
City of Bedford	5	5	Brit.	Ellerman & Bucknall.	Pt. Arthur, Tex.	Sydney, Aus'lia.	General	3,889
Heimvard	5	5	Nor.	Strange & Co.	New York, N.Y.	Los Angeles, Cal.	Ballast	
Livingston Roe	4	5	Amer.	Standard Ship. Co.	Aruba, D.W.I.	Los Angeles, Cal.	Ballast	
Minnesotan	5	5	Amer.	Amer.-Hawaiian Line.	Boston, Mass.	Portland, Oreg.	General	2,721
Rialto	5	5	Ital.	Nav. Libera-Triestina	Trieste, Italy	Vancouver, B.C.	General	964
Olivebank	5	6	Brit.	Long Is. Mach. & Equip.	Norfolk, Va.	Osaka, Japan.	Scrap iron.	7,994
Real	25	5	Pan.	Elliot Ship. & Land Co.	Cristobal, C.Z.	Balboa, C.Z.	Ballast	
Santa Elena	5	6	Amer.	Panama Mail S.S. Co.	Philadelphia, Pa.	Seattle, Wash.	Gen., coffee	3,041
Port Hunter	5	6	Brit.	Com'lth & Dom. Line	London, Eng.	Napier, N.Z.	Gen., exp.	3,066
Cal	4	6	Ger.	North German Lloyd.	Cristobal, C.Z.	Guayaquil, Ecuador	General	426
San Rafael	5	6	Amer.	States S.S. Co.	New York, N.Y.	Tacoma, Wash.	General	3,180
Kirishima Maru	5	6	Jap.	Kokusai Kisen Kaisha	Philadelphia, Pa.	Kobe, Japan	Cotton, gen.	7,086
Knute Nelson	5	7	Nor.	Fred Olsen Line.	Oslo, Norway	Vancouver, B.C.	General	1,083
Point Caleta	5	6	Amer.	Gulf-Pacific Line.	Houston, Tex.	Seattle, Wash.	(¹⁷)	4,421
Robert Luckenbach	6	6	Amer.	Luckenbach Line.	Boston, Mass.	Seattle, Wash.	Ballast	
Canadian Cruiser.	6	6	Brit.	Can. Nat. Steamships.	Halifax, N.S.	Lyttleton, N.Z.	General	3,521
H. M. Storey	6	6	Amer.	Standard Transp. Co.	Providence, R.I.	Los Angeles, Cal.	Ballast	
Vermar	6	6	Amer.	Calmar Line.	Baltimore, Md.	Seattle, Wash.	General	6,788
Colon	5	5	Pan.	N. Pinel.	Cristobal, C.Z.	Balboa, C.Z.	Ballast	
San Lorenzo	5	5	Pan.	N. Pinel.	Cristobal, C.Z.	Balboa, C.Z.	Ballast	
Chr. Knudsen	6	7	Nor.	A/S Borgestad.	New Orleans, La.	Los Angeles, Cal.	Ballast	
Berganger	7	7	Nor.	Interocean S.S. Corp.	London, Eng.	Vancouver, B.C.	Psgs. only.	
Atthelaird	7	7	Brit.	United Molasses Co.	Philadelphia, Pa.	Los Angeles, Cal.	Ballast	
Bradgen	7	7	Brit.	Readorn Smith Line.	New York, N.Y.	Vancouver, B.C.	Ballast	
Hanover	7	7	Amer.	Lykes Bros. Ripley Co.	New Orleans, La.	Cebu, P.I.	Cotton, gen.	6,750
Taketoyo Maru	7	7	Jap.	Nippon Yusen Kaisha	Baltimore, Md.	Kobe, Japan	Gen., cotton.	8,601
J-26			Amer.	U.S. Army	Cristobal, C.Z.	Gatun, C.Z.	Ballast	
Villanger	7	8	Nor.	Interocean S.S. Corp.	London, Eng.	Vancouver, B.C.	Ballast	
Herman F. Whiton	7	8	Amer.	Texas-Gulf Sul. Co.	Galveston, Tex.	Tacoma, Wash.	Sulphur.	7,375
Hoyeisan Maru	7	8	Jap.	Mitsui Bussan Kaisha	New York, N.Y.	Yawata, Japan.	(¹⁸)	7,600
J. M. Danziger	7	8	Amer.	Standard Ship. Co.	Baltimore, Md.	Los Angeles, Cal.	Ballast	
Steel Traveler	8	8	Amer.	Isthmian S.S. Lines	Baltimore, Md.	Manila, P.I.	General	6,610
S. C. T. Dodd	8	8	Amer.	Standard Oil Co.	Paulsboro, N.J.	Los Angeles, Cal.	Lubricat'g oil	4,660
Pirate	8	8	Pan.	E. J. Hooper.	Cristobal, C.Z.	Gatun, C.Z.	Bananas	
Bente Maersk	8	9	Dan.	(¹⁹)	Belfast, Ireland.	Lobitos, Peru.	Ballast	
Californian	8	9	Amer.	Amer.-Hawaiian Line.	Boston, Mass.	Seattle, Wash.	General	2,570
Columbia Maru	9	9	Jap.	Mitsubishi Shoji Kai	Aarhus, Den.	Seikoshin, Japan.	Phosphates.	8,256
Tuira	8	9	Pan.	Elliot Ship. & Land Co.	Cristobal, C.Z.	Balboa, C.Z.	Ballast	
Canadian Leader	9	10	Brit.	Can. Nat. Steamships.	Halifax, N.S.	Adelaide, Aus'lia	General	3,698
Knut Hansun	9	10	Nor.	Chil. Int. Sales Corp.	Newsp't News, Va.	Tocopilla, Chile.	Ballast	
Athelviscount	9	10	Brit.	Comp. Fran. Raffinge	Albany, N.Y.	Talara, Peru.	Ballast	
Primero	9	10	Nor.	Ivarans Rederi.	Jacksonville, Fla.	Osaka, Japan.	Scrap iron.	7,200
American Oriole	10	10	Amer.	Gen. Chemical Co.	Grandepole, N.Y.	Tacoma, Wash.	Sulphur.	6,800
Spencer Kellogg	10	10	Amer.	Kellogg S.S. Corp.	New York, N.Y.	S. Francisco, Cal.	(²⁰)	1,256

¹ Tanker. ² Motor ship. ³ Motor schooner. ⁴ Launch. ¹³ Kerosene, gasoline. ¹⁴ Scrap iron, general.
¹⁵ Cotton, scrap rails. ¹⁶ Chartered by Navy. ¹⁷ Corn, pipe, general. ¹⁸ Cotton, rosin, general. ¹⁹ And return to
Cristobal. ²⁰ Itaca Comp. Arg. Para La. ²¹ Cottonseed oil.

ATLANTIC TO PACIFIC—Continued

Ship	Date arrived	Date cleared	Nationality	Line (Charterer or operator)	Port		Cargo	
					From—	For—	Nature	Tons
Bethore	10	10	Amer.	Ore S.S. Corp.	Baltimore, Md.	Cruz Gr'de, Chile	Ballast	
Andrea F. Luckenbach	10	10	Amer.	Luckenbach Line.	Boston, Mass.	Seattle, Wash.	General	2,621
Ardenvohr ²	10	10	Brit.	Trinder, Anderson Co.	Tampico, Mex.	Fremantle, Aus ¹¹ ia	General	5,267
Hokkai Maru ¹	10	10	Amer.	Standard Ship. Co.	Baltimore, Md.	Los Angeles, Cal.	Ballast	
Republic ⁸	10	12	Amer.	U.S. Army	Brooklyn, N.Y.	Honolulu, T.H.	General	1,392
Raleigh ⁸	10		Pan.	Colon Cycle Co.	Cristobal, C.Z.	Gatun, C.Z.	Ballast	
Istmo	3	11	Pan.	Elliot Ship. & Land Co.	Cristobal, C.Z.	B'ventura, Col.	General	210
Pennsylvania	11	11	Amer.	Panama-Pacific Line.	New York, N.Y.	S. Francisco, Cal.	General	2,410
President Johnson	11	11	Amer.	Dollar Line.	New York, N.Y.	S. Francisco, Cal.	General	3,441
Peter Hurl ¹	11	11	Danz.	W. Tanskeff Rhed ¹ i.	New York, N.Y.	Talara, Peru.	Ballast	
Hokkai Maru ¹	11	11	Jap.	Osaka Shosen Kaisha.	Boston, Mass.	Moji, Japan	Gen., oil	6,739
Laganbank ¹	11	11	Brit.	Andrew Weir & Co.	Boston, Mass.	Shanghai, China	General	2,075
Wisconsin	11	11	Fr.	French Line.	Havre, France.	Vancouver, B.C.	(¹¹)	5,589
Pirate ³	11		Pan.	E. J. Hooper	Cristobal, C.Z.	Gatun, C.Z. ¹⁵	Bananas	
Valparaiso	11	12	Chile.	Co. Chile. Nav. Inter.	New York, N.Y.	Valparaiso, Chile.	(¹⁶)	4,808
Deroche ¹	11	12	Amer.	Union Oil Co.	Baltimore, Md.	Los Angeles, Cal.	Ballast	
H. S. Albert, No. 2 ¹³	11	12	Brit.	George Gough.	Belize, Br. Hond.	S. Juan del Sur, Nic	Ballast	
Sunoil ¹	12	12	Amer.	Sun Oil Co.	Chester, Pa.	Los Angeles, Cal.	Ballast	
Dagfred ²	12	12	Nor.	J. P. Pedersen & Son.	London, Eng.	Los Angeles, Cal.	Ballast	
Quarrington Court	12	12	Brit.	Canadian Transp. Co.	Sunderland, Eng.	Vancouver, B.C.	Ballast	
Kentuckian	12	12	Amer.	Amer.-Hawaiian Line.	Boston, Mass.	Portland, Oreg.	General	2,071
Santa Teresa	12	12	Amer.	Grace Line	New York, N.Y.	Talcahuano, Chile	General	3,548
Axel Johnson ²	12	13	Swed.	Johnson Line.	Stockholm, Swed.	Vancouver, B.C.	Paper, cement	4,105
Anglo Canadian ²	13	13	Brit.	Lawther, Latta & Co.	S. Shields, Eng.	Los Angeles, Cal.	Ballast	
Marore	13	13	Amer.	Ore S.S. Corp.	Baltimore, Md.	Cruz Gr'de, Chile	Ballast	
Dorothy Cahill	13	13	Amer.	Arrow Line.	Baltimore, Md.	Seattle, Wash.	General	3,543
President Herrenschmidt ¹	13	13	Nor.	Peechelbronn	Pt. de Bouc, Fr.	Talara, Peru.	Ballast	
Camito	13		Brit.	Elders & Fyffes, Ltd.	Swansea, Eng.	Balboa, C.Z. ¹⁷	General	848
Pacific Pioneer ²	13	13	Brit.	Furness, Withy & Co.	Glasgow, Scot.	Vancouver, B.C.	General	5,325
Robin Hood	13	13	Amer.	Luckenbach Gulf Co.	New Orleans, La.	Seattle, Wash.	General	1,055
Santa Monica ²	1	14	Amer.	Panama Mail Line.	Cristobal, C.Z.	S. Francisco, Cal.	General	1,303
Cerigo	10	14	Ger.	Hamburg-Amer. Line.	Cristobal, C.Z.	Guayaquil, Ecuador	Gen., steel	2,888
Sidney M. Hauptman	13		Amer.	McCormick S.S. Co.	Norfolk, Va.	Tacoma, Wash.	General	2,210
Roland	12	14	Ger.	North German Lloyd.	Hamburg, Ger.	Corral, Chile.	Gen., steel	5,618
Steel Trader	14	14	Amer.	Isthmian S.S. Lines.	Portland, Me.	Tacoma, Wash.	Fuel oil	10,150
Athelchief ¹	14	14	Brit.	Stand. Vacuum Tr ¹⁸ sp.	Aruba, D.W.I.	Shanghai, China	Ballast	1,259
J-26 ⁵	14	15	Amer.	U.S. Army	Cristobal, C.Z.	Gatun, C.Z.	General	8,035
Drechtijk ¹	14	15	Neth.	N. Pac. Coast Line.	Rotterdam, Neth.	Vancouver, B.C.	General	1,955
Ortolan ¹⁰	14	15	Amer.	U.S. Navy	Cristobal, C.Z.	Balboa, C.Z.	General	6,203
Calgarolite ¹	14	15	Brit.	Imperial Oil Co.	Montreal, Can.	Talara, Peru.	Coal, gen	3,320
Willmot ¹	14	15	Amer.	Williams S.S. Line.	Albany, N.Y.	Portland, Oreg.	Ballast	1,955
Gulferest ¹	15	15	Amer.	Gulf Refining Co.	New York, N.Y.	Los Angeles, Cal.	General	6,203
Hawaiian	15	15	Amer.	Amer.-Hawaiian Line.	Boston, Mass.	Seattle, Wash.	General	3,300
Democracy	15	15	Amer.	Nelson Line.	New York, N.Y.	Seattle, Wash.	(¹⁸)	
San Marcos	14	16	Amer.	Quaker Line.	Norfolk, Va.	Seattle, Wash.	Ballast	
El Oso ¹	15	15	Brit.	C. T. Bowring & Co.	Ellesmere Pt., Eng	La Libertad, Ecu.	General	
Pirate ³	15	15	Pan.	E. J. Hooper	Cristobal, C.Z.	Gatun, C.Z. ¹⁵	Bananas	

PACIFIC TO ATLANTIC

Julia Luckenbach	16	16	Amer.	Luckenbach Line.	Seattle, Wash.	New York, N.Y.	(¹⁹)	5,957
Oakland ²	16	16	Ger.	Hamburg-Amer. Line.	Vancouver, B.C.	Hamburg, Ger.	General	7,189
Granville ¹	15	17	Pan.	Fred Olsen & Co.	Vancouver, B.C.	Oslo, Norway	(²⁰)	8,153
S. C. T. Dodd ¹	16	16	Amer.	James B. Berry & Sons	Los Angeles, Cal.	Tiverton, R.I.	(²¹)	10,162
Trodanger ²	16	16	Nor.	Interocean Line.	Vancouver, B.C.	Rotterdam, Neth.	Grain, gen	8,022
Port Chalmers ²	16	17	Brit.	Com ¹⁴ th & Dom. Line.	N. Plymouth, N.Z.	London, Eng.	(²²)	8,035
Empire Arrow ¹	16	16	Amer.	Secony Vacuum.	S. Francisco, Cal.	New York, N.Y.	Furnace oil	12,956
Leverbank ²	16	17	Brit.	Andrew Weir & Co.	Manila, P.I.	New York, N.Y.	Raw sugar	8,500
Pomona	16	16	Amer.	Weyerhaeuser S.S. Co.	Seattle, Wash.	Baltimore, Md.	(²³)	10,001
Knut Hamsun	16	16	Nor.	Chilean Nitrate Sales.	Iquique, Chile.	Charleston, S.C.	Nitrate soda	8,500
Ryoyo Maru ²	16	17	Jap.	Kawasaki K. Kaisha.	Manila, P.I.	Baltimore, Md.	General	7,232
D. G. Scofield ¹	16	17	Amer.	Standard Ship. Co.	Los Angeles, Cal.	Boston, Mass.	Fuel	10,850
Bradburn	16	17	Brit.	Sir W. R. Smith & Sons	Victoria, B.C.	Cardiff, Wales	Wheat, gen	7,911
Athelregent ¹	17	17	Brit.	H. Drewery	La Libertad, Ecu.	Le Havre, France	Crude oil	13,565
Mobile City	17	17	Amer.	Isthmian S.S. Lines.	Port Allen, T.H.	New Orleans, La.	(²⁴)	8,768
San Gil	17	17	Pan.	United Fruit Co.	Pto. Arm ¹⁵ es, R.P.	Mobile, Ala.	Bananas	841
Point Palmas	17	17	Amer.	Swayne & Hoyt	Portland, Oreg.	Tampa, Fla.	Lumber, gen	6,448
Pacific Ranger ²	17	17	Brit.	Furness, Withy & Co.	Vancouver, B.C.	Glasgow, Scot.	General	7,658
Sunoil ¹	17	17	Amer.	Sun Oil Co.	Los Angeles, Cal.	Chester, Pa.	Gasoline	13,591

¹ Tanker. ² Motor ship. ³ Motor schooner. ⁴ Launch. ⁵ Transport. ⁶ Motor sweeper. ⁷ Motor sloop.
¹⁴ Spirits, silversand, general. ¹⁵ And return to Cristobal. ¹⁶ Machinery, autos, sugar. ¹⁷ For drydocking.
¹⁸ Coal, lubricating oil, general. ¹⁹ Flour, beans, general. ²⁰ Grain, general, oil. ²¹ Kerosene, fuel oil. ²² Refrigerated, general. ²³ Lumber, wood pulp, general. ²⁴ Sugar, pineapples.

PACIFIC TO ATLANTIC—Continued

Ship	Date arrived	Date cleared	Nationality	Line (Charterer or operator)	Port		Cargo	
					From—	For—	Nature	Tons
H. M. Storey ¹	17	17	Amer.	Standard Ship. Co.	Los Angeles, Cal.	Providence, R.I.	Fuel oil	14,614
Erlangen	17	18	Ger.	Nordeutscher Lloyd	Talcahuano, Chile	Bremen, Ger.	General	8,591
Real ²	17	18	Pan.	A. Valdes	Bayano Riv., R.P.	Cristobal, C.Z.	Bananas	43
Tuira ²	17	18	Pan.	Elliot Ship. & Land Co	Darien, R.P.	Cristobal, C.Z.	Bananas	62
Floride	17	18	Fr.	French Line	Talcahuano, Chile	Havre, France	General	9,518
Garone ²	17	18	Nor.	Fearnley & Eger	Los Angeles, Cal.	Hamburg, Ger.	Gasoline	9,979
San Simeon	17	18	Amer.	Quaker Line	Portland, Oreg.	Philadelphia, Pa.	Gen., lumber	5,980
Oakworth ²	17	18	Brit.	Canadian Transp. Co.	Vancouver, B.C.	London, Eng.	Lumber, gen.	7,679
Parthenia	17	18	Brit.	Donaldson Line	Vancouver, B.C.	Glasgow, Scot.	General	5,498
Santa Maria ²	17	18	Amer.	Grace Line	Valparaiso, Chile	New York, N.Y.	General	3,831
Nebraskan	17	18	Amer.	Amer.-Hawaiian Line	Seattle, Wash.	Boston, Mass.	General	6,510
Simonburn	18	18	Brit.	Common Brothers	Portland, Oreg.	Cobb, Ireland ¹⁷	Wheat	8,200
Calgarolite ²	18	19	Brit.	Imperial Oil Co.	Cabo Bl'co, Peru	Montreal, Can.	Crude oil	16,679
Fordefjord ²	18	19	Nor.	Chilean Nitrate Sales	Tocopilla, Chile	Wilmington, N.C.	Nitrates	7,875
Atlantic City	19	19	Brit.	East Asiatic Co.	Dairen, China	Cobb, Ireland ¹⁷	Soy beans	8,900
Texmar	19	19	Amer.	Calmar S.S. Corp.	Seattle, Wash.	Baltimore, Md.	Lumber, gen.	6,483
San Antonio	19	20	Fr.	French Line	Vancouver, B.C.	Havre, France	General	6,440
Harvester ²	19	20	Amer.	The Texas Co.	Los Angeles, Cal.	Norfolk, Va.	Gasoline	8,147
Harperley	20	20	Brit.	J. & C. Harrison	Vancouver, B.C.	Hull, England	Lumber, gen.	7,613
Real ²	22	22	Pan.	Elliot Ship. & Land Co	Balboa, C.Z.	Cristobal, C.Z.	Dynamite	14
Deroche ²	20	20	Amer.	Union Oil Co.	Los Angeles, Cal.	Tiverton, R.I.	Gasoline	9,250
Santa Monica ²	19	21	Amer.	Grace Line	S. Francisco, Cal.	Cristobal, C.Z.	General	1,145
Edda	20	20	Italy	Nav. Lib. Triestina	Seattle, Wash.	Hamburg, Ger.	Frozen, gen.	3,637
Santa Teresa	20	21	Amer.	Grace Line	S. Francisco, Cal.	New York, N.Y.	General	1,906
Sona ²	20	21	Pan.	Narciso Pinel	Panama R.P.	Cristobal, C.Z.	Bananas	44
Libertador ²	20	21	Pan.	Narciso Pinel	Panama R.P.	Cristobal, C.Z.	Bananas	45
E. J. Bullock ²	20	21	Amer.	Standard Ship Co.	Los Angeles, Cal.	Chelsea, Mass.	Fuel oil	10,414
Karlsruhe ²	20	21	Ger.	German Navy	Tacoma, Wash.	S. Barbara, Haiti		6,490
Susan V. Luckenbach	20	21	Amer.	Luckenbach Line	Seattle, Wash.	Boston, Mass.	Lumber, gen.	5,275
Ortolan No. 45 ¹	19	22	Amer.	U.S. Navy	San Diego, Calif.	Cristobal, C.Z.		
Middlesex	20	22	Brit.	Federal Steam Nav. Co	Wellington, N.Z.	London, Eng.	General	5,536
Manizales	21	25	Ger.	North German Lloyd	Guayaquil, Ecuador	Cristobal, C.Z.	Coffee, gen.	854
Boggs No. 136 ²	19	22	Amer.	U.S. Navy	San Diego, Calif.	Cristobal, C.Z.		
Bethore	21	22	Amer.	re S.S. Corp	Cruz Gr de, Chile	Baltimore, Md.	Iron ore	21,000
Frantz Klansen ²	16	22	Danz.	W. Tanksschiff Rhed'g	Talara, Peru	Rotterdam, Neth.	(¹⁸)	16,425
American	21	22	Amer.	Amer.-Hawaiian Line	Portland, Oreg.	Boston, Mass.	General	4,295
Boskoop	21	23	Neth.	Royal Neth. S.S. Co.	Corral, Chile	Hamburg, Ger.	General	8,249
Mary Ann ²	22	25	Amer.	U.S. Navy	Balboa, C.Z.	Cristobal, C.Z.		
San Lorenzo ²	22	25	Pan.	J. H. Carbon	Bayano, R.P.	Cristobal, C.Z.	Bananas	33
West Cactus	22	22	Amer.	McCormick S.S. Co.	Powell Riv., Wash	Baltimore, Md.	Lumber, gen.	7,266
Dorie Star	22	22	Brit.	Blue Star Line	Gisborne, N.Z.	London, Eng.	Frozen, gen.	7,420
Mojave ²	22	22	Amer.	General Pet. Corp	S. Francisco, Cal.	New York, N.Y.	Furnace oil	10,074
Motor Sailer ²			Amer.	U.S. Navy	Balboa, C.Z.	Cristobal, C.Z.		
Lexington ²	21		Amer.	U.S. Navy	Los Angeles, Cal.	Guantanamo, Cuba		
Milwaukee ²	21		Amer.	U.S. Navy	Los Angeles, Cal.	Guantanamo, Cuba		
Omaha ²	21		Amer.	U.S. Navy	Los Angeles, Cal.	Guantanamo, Cuba		
West Virginia ²	21		Amer.	U.S. Navy	Los Angeles, Cal.	Guantanamo, Cuba		
Cincinnati ²	21		Amer.	U.S. Navy	Los Angeles, Cal.	Guantanamo, Cuba		
Texas ²	21		Amer.	U.S. Navy	Los Angeles, Cal.	Guantanamo, Cuba		
Concord ²	21		Amer.	U.S. Navy	Los Angeles, Cal.	Guantanamo, Cuba		
Marblehead ²	21		Amer.	U.S. Navy	Los Angeles, Cal.	Guantanamo, Cuba		
Bass B-27	21		Amer.	U.S. Navy	Los Angeles, Cal.	Guantanamo, Cuba		
Nautilus N-27	21		Amer.	U.S. Navy	Los Angeles, Cal.	Guantanamo, Cuba		
Raleigh ²	21		Amer.	U.S. Navy	Los Angeles, Cal.	Guantanamo, Cuba		
Nevada ²	21		Amer.	U.S. Navy	Los Angeles, Cal.	Guantanamo, Cuba		
S-107			Amer.	U.S. Navy	Balboa, C.Z.	Cristobal, C.Z.		
S-117			Amer.	U.S. Navy	Balboa, C.Z.	Cristobal, C.Z.		
S-137			Amer.	U.S. Navy	Balboa, C.Z.	Cristobal, C.Z.		
S-147			Amer.	U.S. Navy	Balboa, C.Z.	Cristobal, C.Z.		
S-167			Amer.	U.S. Navy	Balboa, C.Z.	Cristobal, C.Z.		
S-177			Amer.	U.S. Navy	Balboa, C.Z.	Cristobal, C.Z.		
S-487			Amer.	U.S. Navy	Balboa, C.Z.	Cristobal, C.Z.		
Maryland ²	21		Amer.	U.S. Navy	Los Angeles, Cal.	Guantanamo, Cuba		
Salt Lake City ²	21		Amer.	U.S. Navy	Los Angeles, Cal.	Guantanamo, Cuba		
Houston ²	21		Amer.	U.S. Navy	Los Angeles, Cal.	Guantanamo, Cuba		
Portland ²	21		Amer.	U.S. Navy	Los Angeles, Cal.	Guantanamo, Cuba		
Chicago ²	21		Amer.	U.S. Navy	Los Angeles, Cal.	Guantanamo, Cuba		
Indianapolis ²	21		Amer.	U.S. Navy	Los Angeles, Cal.	Guantanamo, Cuba		
Northampton ²	21		Amer.	U.S. Navy	Los Angeles, Cal.	Guantanamo, Cuba		
Pensacola ²	21		Amer.	U.S. Navy	Los Angeles, Cal.	Guantanamo, Cuba		
Louisville ²	21		Amer.	U.S. Navy	Los Angeles, Cal.	Guantanamo, Cuba		
No. 342 ²	21		Amer.	U.S. Navy	Los Angeles, Cal.	Guantanamo, Cuba		
No. 343 ²	21		Amer.	U.S. Navy	Los Angeles, Cal.	Guantanamo, Cuba		
No. 159 ²	21		Amer.	U.S. Navy	Los Angeles, Cal.	Guantanamo, Cuba		
No. 248 ²	21		Amer.	U.S. Navy	Los Angeles, Cal.	Guantanamo, Cuba		
Bushnell ²	21		Amer.	U.S. Navy	Los Angeles, Cal.	Guantanamo, Cuba		
No. 143 ²	21		Amer.	U.S. Navy	Los Angeles, Cal.	Guantanamo, Cuba		

¹ Tanker. ² Motor ship. ³ Tug. ⁴ Launch. ⁵ Submarine. ⁶ Destroyer. ⁷ Cruiser. ⁸ Crane. ⁹ Airplane carrier. ¹⁰ Battleship. ¹¹ Sub-tender. ¹² For orders. ¹³ Gasoline, gas oil.

PACIFIC TO ATLANTIC—Continued

Ship	Date arrived	Date cleared	Nationality	Line (Charterer or operator)	Port		Cargo	
					From—	For—	Nature	Tons
No. 243 ⁹	21	21	Amer.	U.S. Navy	Los Angeles, Cal.	Guantan'o, Cuba.		
No. 250 ⁹	21	21	Amer.	U.S. Navy	Los Angeles, Cal.	Guantan'o, Cuba.		
No. 236 ⁹	21	21	Amer.	U.S. Navy	Los Angeles, Cal.	Guantan'o, Cuba.		
No. 144 ⁹	21	21	Amer.	U.S. Navy	Los Angeles, Cal.	Guantan'o, Cuba.		
No. 142 ⁹	21	21	Amer.	U.S. Navy	Los Angeles, Cal.	Guantan'o, Cuba.		
No. 234 ⁹	21	21	Amer.	U.S. Navy	Los Angeles, Cal.	Guantan'o, Cuba.		
No. 145 ⁹	21	21	Amer.	U.S. Navy	Los Angeles, Cal.	Guantan'o, Cuba.		
No. 235 ⁹	21	21	Amer.	U.S. Navy	Los Angeles, Cal.	Guantan'o, Cuba.		
Holland ¹⁷	21	21	Amer.	U.S. Navy	Los Angeles, Cal.	Guantan'o, Cuba.		
Dolphin D-1 ⁷	21	21	Amer.	U.S. Navy	Los Angeles, Cal.	Guantan'o, Cuba.		
Cuyama ¹	21	27	Amer.	U.S. Navy	Los Angeles, Cal.	Guantan'o, Cuba.		
Robin ⁴	21	27	Amer.	U.S. Navy	Los Angeles, Cal.	Guantan'o, Cuba.		
Neches ⁴	21	27	Amer.	U.S. Navy	Los Angeles, Cal.	Guantan'o, Cuba.		
Tern ⁴	21	27	Amer.	U.S. Navy	Los Angeles, Cal.	Guantan'o, Cuba.		
Whitney ¹⁷	21	27	Amer.	U.S. Navy	Los Angeles, Cal.	Guantan'o, Cuba.		
Vestal ¹⁷	21	27	Amer.	U.S. Navy	Los Angeles, Cal.	Guantan'o, Cuba.		
Sandpiper ¹⁰	21	27	Amer.	U.S. Navy	Los Angeles, Cal.	Guantan'o, Cuba.		
Bridge ¹⁸	21	27	Amer.	U.S. Navy	Los Angeles, Cal.	Guantan'o, Cuba.		
Avocet ¹⁰	21	27	Amer.	U.S. Navy	Los Angeles, Cal.	Guantan'o, Cuba.		
Wright ¹⁷	21	27	Amer.	U.S. Navy	Los Angeles, Cal.	Guantan'o, Cuba.		
Relief ¹⁹	21	27	Amer.	U.S. Navy	Los Angeles, Cal.	Guantan'o, Cuba.		
Langley ¹⁴	21	27	Amer.	U.S. Navy	Los Angeles, Cal.	Guantan'o, Cuba.		
Argonne ¹⁶	21	27	Amer.	U.S. Navy	Los Angeles, Cal.	Guantan'o, Cuba.		
No. 241 ⁹	21	27	Amer.	U.S. Navy	Los Angeles, Cal.	Guantan'o, Cuba.		
No. 233 ⁹	21	27	Amer.	U.S. Navy	Los Angeles, Cal.	Guantan'o, Cuba.		
No. 160 ⁹	21	27	Amer.	U.S. Navy	Los Angeles, Cal.	Guantan'o, Cuba.		
No. 241 ⁹	21	27	Amer.	U.S. Navy	Los Angeles, Cal.	Guantan'o, Cuba.		
Saratoga ¹⁴	21	27	Amer.	U.S. Navy	Los Angeles, Cal.	Guantan'o, Cuba.		
No. 214 ⁹	21	27	Amer.	U.S. Navy	Los Angeles, Cal.	Guantan'o, Cuba.		
No. 187 ⁹	21	27	Amer.	U.S. Navy	Los Angeles, Cal.	Guantan'o, Cuba.		
No. 341 ⁹	21	27	Amer.	U.S. Navy	Los Angeles, Cal.	Guantan'o, Cuba.		
No. 158 ⁹	21	27	Amer.	U.S. Navy	Los Angeles, Cal.	Guantan'o, Cuba.		
Detroit ¹²	21	27	Amer.	U.S. Navy	Los Angeles, Cal.	Guantan'o, Cuba.		
Tennessee ¹⁵	21	27	Amer.	U.S. Navy	Los Angeles, Cal.	Guantan'o, Cuba.		
Lapwing ¹	21	27	Amer.	U.S. Navy	Los Angeles, Cal.	Guantan'o, Cuba.		
Memphis ¹²	21	27	Amer.	U.S. Navy	Balboa, C.Z.	Cristobal, C.Z.	(22)	12,610
Colorado ¹⁵	21	27	Amer.	U.S. Navy	Los Angeles, Cal.	Guantan'o, Cuba.		
No. 208 ⁹	21	27	Amer.	U.S. Navy	Los Angeles, Cal.	Guantan'o, Cuba.		
No. 209 ⁹	21	27	Amer.	U.S. Navy	Los Angeles, Cal.	Guantan'o, Cuba.		
No. 220 ⁹	21	27	Amer.	U.S. Navy	Los Angeles, Cal.	Guantan'o, Cuba.		
No. 221 ⁹	21	27	Amer.	U.S. Navy	Los Angeles, Cal.	Guantan'o, Cuba.		
No. 206 ⁹	21	27	Amer.	U.S. Navy	Los Angeles, Cal.	Guantan'o, Cuba.		
No. 207 ⁹	21	27	Amer.	U.S. Navy	Los Angeles, Cal.	Guantan'o, Cuba.		
No. 338 ⁹	21	27	Amer.	U.S. Navy	Los Angeles, Cal.	Guantan'o, Cuba.		
No. 340 ⁹	21	27	Amer.	U.S. Navy	Los Angeles, Cal.	Guantan'o, Cuba.		
California ¹⁵	21	27	Amer.	U.S. Navy	Los Angeles, Cal.	Guantan'o, Cuba.		
No. 223 ⁹	21	27	Amer.	U.S. Navy	Los Angeles, Cal.	Guantan'o, Cuba.		
No. 229 ⁹	21	27	Amer.	U.S. Navy	Los Angeles, Cal.	Guantan'o, Cuba.		
No. 157 ⁹	21	27	Amer.	U.S. Navy	Los Angeles, Cal.	Guantan'o, Cuba.		
No. 249 ⁹	21	27	Amer.	U.S. Navy	Los Angeles, Cal.	Guantan'o, Cuba.		
Pennsylvania ¹⁵	21	27	Amer.	U.S. Navy	Los Angeles, Cal.	Guantan'o, Cuba.		
No. 344 ⁹	21	27	Amer.	U.S. Navy	Los Angeles, Cal.	Guantan'o, Cuba.		
No. 345 ⁹	21	27	Amer.	U.S. Navy	Los Angeles, Cal.	Guantan'o, Cuba.		
No. 131 ⁹	21	27	Amer.	U.S. Navy	Los Angeles, Cal.	Guantan'o, Cuba.		
No. 134 ⁹	21	27	Amer.	U.S. Navy	Los Angeles, Cal.	Guantan'o, Cuba.		
No. 114 ⁹	21	27	Amer.	U.S. Navy	Los Angeles, Cal.	Guantan'o, Cuba.		
No. 115 ⁹	21	27	Amer.	U.S. Navy	Los Angeles, Cal.	Guantan'o, Cuba.		
No. 116 ⁹	21	27	Amer.	U.S. Navy	Los Angeles, Cal.	Guantan'o, Cuba.		
No. 132 ⁹	21	27	Amer.	U.S. Navy	Los Angeles, Cal.	Guantan'o, Cuba.		
No. 113 ⁹	21	27	Amer.	U.S. Navy	Los Angeles, Cal.	Guantan'o, Cuba.		
No. 118 ⁹	21	27	Amer.	U.S. Navy	Los Angeles, Cal.	Guantan'o, Cuba.		
New York ¹⁵	21	27	Amer.	U.S. Navy	Los Angeles, Cal.	Guantan'o, Cuba.		
No. 146 ⁹	21	27	Amer.	U.S. Navy	Los Angeles, Cal.	Guantan'o, Cuba.		
No. 147 ⁹	21	27	Amer.	U.S. Navy	Los Angeles, Cal.	Guantan'o, Cuba.		
Medusa ¹⁰	21	27	Amer.	U.S. Navy	Los Angeles, Cal.	Guantan'o, Cuba.		
Teal No. 23 ⁴	21	27	Amer.	U.S. Navy	Balboa, C.Z.	Cristobal, C.Z.		
No. 337 ⁹	21	27	Amer.	U.S. Navy	Los Angeles, Cal.	Guantan'o, Cuba.		
No. 339 ⁹	21	27	Amer.	U.S. Navy	Los Angeles, Cal.	Guantan'o, Cuba.		
No. 199 ⁹	21	27	Amer.	U.S. Navy	Los Angeles, Cal.	Guantan'o, Cuba.		
No. 336 ⁹	21	27	Amer.	U.S. Navy	Los Angeles, Cal.	Guantan'o, Cuba.		
Melville ¹⁷	21	27	Amer.	U.S. Navy	Los Angeles, Cal.	Guantan'o, Cuba.		
No. 117 ⁹	21	27	Amer.	U.S. Navy	Los Angeles, Cal.	Guantan'o, Cuba.		
No. 133 ⁹	21	27	Amer.	U.S. Navy	Los Angeles, Cal.	Guantan'o, Cuba.		
Exeter ¹³	24	25	Brit.	British Navy	Callao, Peru	Kingston, Jam'ca		9,300
Tamaroa	22	25	Brit.	Shaw, Savill & Albion	Wellington, N.Z.	London, Eng.	General.	4,560

¹ Tanker. ⁴ Tug. ⁷ Submarine. ⁹ Destroyer. ¹⁰ Mine sweeper. ¹¹ Cruiser. ¹⁴ Airplane carrier. ¹⁵ Battleship.
¹⁶ Sub-tender. ¹⁷ Tender. ¹⁸ Supply ship. ¹⁹ Hospital ship. ²⁰ Repair ship. ²² Gasoline, fuel oil.

PACIFIC TO ATLANTIC—Continued

Ship	Date arrived	Date cleared	Nationality	Line (Charterer or operator)	Port		Cargo	
					From—	For—	Nature	Tons
Santa Lucia.....	23	25	Amer.	Grace Line.....	Seattle, Wash.	Philadelphia, Pa.	Coffee, gen.	3,454
San Blas.....	24	25	Pan..	United Fruit Co.....	Guayaquil, Ecuador	Mobile, Ala.	Bananas.....	1,000
Texas Shipper.....	24	25	Amer.	Grace Line.....	Ant' tagasta, Chile	Philadelphia, Pa.	Nitrate.....	3,800
Hakonesan Maru.....	22	25	Jap..	Mitsui Bussan Kaisha	Guwanan, P.I.	New York, N.Y.	Sugar, gen. (1)	6,930
Real.....	23	26	Pan..	Elliot Ship. & Land Co.	Balboa, C.Z.	Cristobal, C.Z.		
Tai Yang.....	23	26	Nor..	Barber Wilhelmsen.....	Davao, P.I.	Boston, Mass.	Sugar, gen.	7,114
Greylock.....	23	26	Amer.	Luckenbach Line.....	Seattle, Wash.	New Orleans, La.	General.....	7,824
Sacramento Valley.....	24	26	Brit.	Reardon Smith Line.....	Iloilo, P.I.	E. coast U.S. (1)	Raw sugar.....	7,613
Tilslington Court.....	24	26	Brit.	Haldin Phillips Co.....	Vancouver, B.C.	Immingham, Eng.	Grain, timber	9,500
Dusan Silni.....	24	26	J-Slav.	Jugoslavenski Lloyd.....	Iquique, Chile.	Azores (1)	Nitrate.....	8,100
Allende.....	24	26	Brit.	Morel, Ltd.....	Manila, P.I.	E. coast U.S. (1)	Sugar.....	8,500
Glasgow Maru.....	24	26	Jap..	Kokusai Kisen Kaisha	Manila, P.I.	E. coast, U.S. (1)	Sugar.....	8,044
Agira.....	25	26	Ger..	North German Lloyd.....	Puntarenas, C.R.	Hamburg, Ger.	(1)	1,348
Virginian.....	25	26	Amer.	Amer.-Hawaiian Line.	Seattle, Wash.	Boston, Mass.	Lumber, gen.	8,383
Alamar.....	25	26	Amer.	Calmar S.S. Corp.....	Seattle, Wash.	Baltimore, Md.	Lumber, gen.	5,714
Beaconhill.....	23	26	Amer.	Standard Ship. Co.....	Los Angeles, Cal.	Fall River, Mass.	Kerosene.....	10,036
T. J. Williams.....	23	26	Amer.	Standard Ship. Co.....	Los Angeles, Cal.	Providence, R.I.	Fuel oil "C"	12,056
Santa Inez.....	25	26	Amer.	Grace Line.....	Talcahuano, Chile	New York, N.Y.	General.....	4,693
William Rockefeller.....	23	26	Amer.	Standard Ship. Co.....	Los Angeles, Cal.	New York, N.Y.	Fuel oil.....	21,656
Lochkatrine.....	25	26	Brit..	Royal Mail Lines.....	Vancouver, B.C.	Rotterdam, Neth.	General.....	8,977
Barbara Cates.....	25	26	Amer.	Sudden & Christenson	Los Angeles, Cal.	Baltimore, Md.	Lumber, gen.	6,371
Marore.....	25	26	Amer.	Ore S.S. Corp.....	Cruz Gr'de, Chile	Baltimore, Md.	Iron ore.....	22,000
Gulferest.....	26	26	Amer.	Gulf Refining Co.....	Los Angeles, Cal.	New York, N.Y.	Fuel oil.....	14,288
Coptic.....	25	26	Brit..	Shaw, Savill & Albion	Napier, N.Z.	London, Eng.	General.....	8,204
Atago Maru.....	24	26	Japan	Nippon Yusen Kaisha	Manila, P.I.	New York, N.Y.	General.....	9,274
K. I. Luckenbach.....	26	26	Amer.	Luckenbach Line.....	Los Angeles, Cal.	Boston, Mass.	General.....	5,082
Innerton.....	25	26	Brit..	Pac. Cont'l Grain Co.	Seattle, Wash.	Pt. Royal, Jam'ca	Wheat.....	7,400
Brimanger.....	26	27	Nor..	Interocean S.S. Corp.	Los Angeles, Cal.	Havre, France.	General.....	6,943
Vancouver.....	27	27	Ger..	Hamburg-Amer. Line.	Vancouver, B.C.	Hamburg, Ger.	General.....	7,969
Wind Rush.....	26	27	Amer.	Shepard S.S. Co.....	Seattle, Wash.	Boston, Mass.	Lumber, gen.	7,400
Gen. Wm. M. Graham.....	27	27	Amer.	U.S. Army.....	Balboa, C.Z.	Cristobal, C.Z.		
California Express.....	27	27	Nor..	Fruit Express Line.....	Los Angeles, Cal.	Glasgow, Scot.	(1)	1,720
Chateau Thierry.....	26	28	Amer.	U.S. Army.....	Honolulu, T.H.	New York, N.Y.	Army stores.	149
Willsoo.....	27	27	Amer.	Amer.-Hawaiian Line.	Los Angeles, Cal.	Albany, N.Y.	Lumber, gen.	4,838
Passajero.....	27	1	Hond.	F. Beltran.....	Corinto, Nic'gua.	Trujillo, Hond.	Salt.....	50
West Ira.....	26	28	Amer.	McCormick S.S. Co.	Seattle, Wash.	Buenos Aires, Arg.	Gen., lumber	3,401
California.....	27	28	Ital.	Nav. Libera-Triestina	Vancouver, B.C.	Genoa, Italy.	Wheat, gen.	8,363
Tilthorn.....	27	27	Nor..	Chilean Nitrate Corp.	Tocopilla, Chile.	Savannah, Ga.	Nitrate.....	10,200
Waraby.....	27	28	Brit..	Messers Strauss.....	Portland, Oreg.	Cobh, Ireland (1)	Wheat.....	8,030
Marguerite Finally.....	27	28	Fr....	Standard Ship. Co.....	Talara, Peru.....	Le Havre, France	Crude oil.....	17,470
Point Bonita.....	27	28	Amer.	Swayne & Hoyt.....	Portland, Oreg.	Lake Charles, La.	Lumber, gen.	4,140
Acajutla.....	27	28	Brit..	Pacific Steam Nav. Co.	Champ'ico, Guat.	Cristobal, C.Z.	Coffee, gen.	7,727
Flint No. 2.....	27	28	Nor..	Chilean Nitrate Corp.	Tocopilla, Chile.	Norfolk, Va.	Nitrate.....	7,900
San Quirino.....	27	28	Brit..	Eagle Oil & Ship. Co.	La Libertad, Ecua.	Terdonok, Belg.	Crude oil.....	7,655
W. H. Libby.....	28	28	Amer.	Standard Ship. Co.	Los Angeles, Cal.	Portland, Oreg.	Fuel oil.....	12,175
Gulfwax.....	28	28	Amer.	Gulf Refining Co.	Los Angeles, Cal.	New York, N.Y.	Fuel oil.....	13,733
Atlantic.....	27	28	Amer.	Argonaut S.S. Line.....	Seattle, Wash.	New York, N.Y.	Lumber, gen.	7,730
Indiana.....	28	28	Brit..	Inter. Freightng Corp.	Tocopilla, Chile.	Wilmington, N.C.	Nitrate.....	7,730
President Lincoln.....	28	29	Amer.	Dollar Line.....	S. Francisco, Cal.	New York, N.Y.	General.....	5,698
Salinas.....	28	3	Amer.	U.S. Navy.....	Balboa, C.Z.	Cristobal, C.Z.	Fuel oil.....	8,078
Durazzo.....	29	1	Ger..	Hamburg-Amer. Line.	Guayaquil, Ecuador	Cristobal, C.Z.	General.....	985
Helga.....	29	29	Dan..	J. Lauritzen.....	Valparaiso, Chile.	Havre, France.	Fruit.....	862
Montanan.....	29	29	Amer.	Amer.-Hawaiian Line.	Portland, Oreg.	Boston, Mass.	General.....	5,866
Steele.....	29	29	Amer.	Ore S.S. Corp.....	Cruz Gr'de, Chile	New York, N.Y.	Iron ore.....	21,700
San Bernardino.....	29	29	Amer.	States S.S. Co.....	Portland, Oreg.	Philadelphia, Pa.	Gen., lumber	7,017
Elg.....	29	29	Nor..	Canadian Transp. Co.	Vancouver, B.C.	Dublin, Ireland.	(1)	7,200
Thalia.....	27	30	Amer.	Tams, Inc.....	Cocos Islands.....	Miami, Fla.	Ballast.....	
Sultan Star.....	29	30	Brit..	Blue Star Line.....	Auckland, N.Z.	London, England	Frozen, gen.	6,630
Istmo.....	29	3	Pan..	Elliot Ship. & Land Co.	B'ventura, Col.	Cristobal, C.Z.	Coffee.....	611
F. W. Abrams.....	29	30	Amer.	Standard Ship. Co.	Los Angeles, Cal.	New York, N.Y.	Fuel oil.....	12,782
Karamex.....	29	30	Brit..	Shaw, Savill & Albion	Wellington, N.Z.	Hamburg, Ger.	Frozen, gen.	5,679
Tokai Maru.....	30	30	Jap..	Osaka Shosen Kaisha.	Iloilo, P.I.	Baltimore, Md.	Sugar, gen.	8,095
Mabriton.....	30	30	Brit..	Lautaro Nitrate Co.	Ant' tagasta, Chile	Alexandria, Egypt	Nitrate.....	10,380
Bonnington Court.....	30	30	Brit..	Canadian Transp. Co.	Vancouver, B.C.	Montreal, Can.	Lumber, gen.	7,297
San Salvador.....	30	30	Brit..	Eagle Oil & Ship. Co.	Los Angeles, Cal.	Curacao, D.W.I.	Gas oil.....	8,409
Nordhalv.....	30	1	Dan..	Comyn & Sons.....	Vancouver, B.C.	Dunkerque, Fr.	Zinc, lumber	7,500
Beacon Oil.....	30	1	Amer.	Standard Ship. Co.	Los Angeles, Cal.	Baltimore, Md.	Gasoline.....	8,439
Gen. M. H. Sherman.....	30	1	Amer.	Matson Nav. Co.....	S. Francisco, Cal.	New Orleans, La.	Raw sugar.....	8,398
Sambu.....	1	3	Pan..	Elliot Ship. & Land Co.	Darien, R.P.	Cristobal, C.Z.	Bananas.....	18
Tuira.....	1	2	Pan..	Elliot Ship. & Land Co.	Darien, R.P.	Cristobal, C.Z.	Bananas.....	53
Santa Monica.....	30	1	Amer.	Grace Line.....	Acajutla, Sal'dor.	Cristobal, C.Z.	Coffee, gen.	686
Forbes Hauptman.....	1	1	Amer.	McCormick S.S. Co.	Seattle, Wash.	Albany, N.Y.	Lumber, gen.	5,760
Harry Luckenbach.....	1	1	Amer.	Luckenbach Line.....	Seattle, Wash.	New York, N.Y.	Lumber, gen.	6,993

¹ Tanker. ² Motor ship. ³ Launch. ⁴ Yacht. ⁵ Transport. ⁶ Mine planter. ⁷ Chartered by Navy.
⁸ For orders. ⁹ Coffee, hides, general. ¹⁰ Oranges, grapefruit. ¹¹ Lumber, wheat, general.

PACIFIC TO ATLANTIC—Continued

Ship	Date arrived	Date cleared	Nationality	Line (Charterer or operator)	Port		Cargo	
					From—	For—	Nature	Tons
Point Clear	1	1	Amer.	Swayne & Hoyt.....	Los Angeles, Cal.	Tampa, Fla.....	General.....	5,964
Wyoming.....	1	2	Fr.	French Line.....	Vancouver, B.C.	Le Havre, France	General.....	7,729
Pacific Grove ² ..	1	1	Brit.	Furness, Withy & Co.	Vancouver, B.C.	Manchester, Eng.	General.....	8,450
Benjamin Franklin ²	1	2	Nor.	Fred Olsen & Co.....	Seattle, Wash...	Oslo, Norway....	Grain, gen....	7,400
Panama.....	2	2	Amer.	Amer.-Hawaiian Line.	Seattle, Wash...	Boston, Mass....	General.....	6,767
Nordbo ²	2	2	Dan.	Anglo-Can. Ship. Co.	Aberdeen, Wash.	Hull, England...	Wheat, lum ^r	7,386
Santa Barbara ² ..	2	3	Amer.	Grace Line.....	Valparaiso, Chile	New York, N.Y.	General.....	4,272
Montgomery City ²	2	3	Amer.	Isthmian S.S. Lines.	Seattle, Wash...	Swansea, Wales.	Grain, gen....	7,206
Nuevo Panama ² ..	2	4	Pan.	Elliot Ship. & Land Co.	B'ventura, Col.	Cristobal, C.Z.	Coffee.....	215
Chilore.....	3	3	Amer.	Ore S.S. Corp.....	Cruz Gr'de, Chile	Baltimore, Md.	Iron ore.....	21,650
R. L. Hague ²	3	3	Ital.	British-Mex. Pet. Co.	Talara, Peru....	South mton, Eng.	Crude oil.....	16,519
Margaret Johnson ²	3	3	Swed.	Johnson Line.....	Vancouver, B.C.	Stockholm, Swed.	General.....	5,770
A. C. Bedford ² ..	2	3	Amer.	Standard Ship. Co.	Los Angeles, Cal.	Providence, R.I.	Fuel oil.....	15,172
Harold Walker ² ..	3	3	Amer.	Station Ship. Co.	Los Angeles, Cal.	Jacksonville, Fla.	Fuel oil.....	10,000
Rangitane ²	3	3	Brit.	N.Z. Shipping Co.	Napier, N.Z.....	London, Eng....	Frozen, gen.	6,126
Canadian Challenger.	3	4	Brit.	Can. Nat. Steamships.	Brisbane, Aus'tia.	Montreal, Can...	General.....	2,539
Tosca ²	3	4	Nor.	Knut Knutsen.....	San Antonio, Chile	Oslo, Norway....	General.....	6,000
Carperby.....	3	4	Brit.	Ropner S.S. Co.....	Mambaguid, P.I.	New Orleans, La.	Sugar.....	7,800
Silveray ²	3	4	Brit.	Kerr S.S. Co.....	Manila, P.I.....	Cape Hatteras ¹⁴	General.....	7,571
Arctic.....	3	5	Amer.	U.S. Navy.....	San Diego, Cal.	Guantanamo, Cuba	Navy stores.	3,607
Portmar.....	3	4	Amer.	Calmar S.S. Corp.	Seattle, Wash...	Baltimore, Md.	Lumber, gen.	6,344
Cumberland.....	4	4	Brit.	Federal Steam Nav. Co.	Lyttleton, N.Z.	Glasgow, Scot.	General.....	7,135
Cali.....	4	6	Ger.	North German Lloyd.	Guayaquil, Ecuador	Cristobal, C.Z.	General.....	955
Malay ²	4	4	Amer.	U.S. Navy.....	Los Angeles, Cal.	Norfolk, Va....	Crude oil.....	11,462
Florence R. ⁵	5	5	Amer.	R. R. Ross.....	Balboa, C.Z.....	Gatun Lake, C.Z.	Ballast.....	
Lionel ²	4	5	Nor.	Fern Line.....	Iloilo, P.I.....	East coast U.S.	Sugar.....	8,500
Trontolite ²	5	5	Brit.	Imperial Oil Co.	Talara, Peru....	Halifax, N.S.	Gasoline.....	7,323
Colon ²	5	6	Pan.	N. Pinel.....	Panama, R.P.	Cristobal, C.Z.	Bananas.....	38
San Lorenzo ² ..	5	6	Pan.	N. Pinel.....	Panama, R.P.	Cristobal, C.Z.	Bananas.....	20
Manatawny ²	5	5	Amer.	Reilly Tar & Chem. Co.	S. Francisco, Cal.	New York, N.Y.	Fuel oil.....	7,911
Feodosia.....	5	7	Ger.	Hamburg-Amer. Line.	Mazatlan, Mex.	Hamburg, Ger...	Coffee, gen.	2,462
Gulfpenn ²	5	5	Amer.	Gulf Refining Co.	Los Angeles, Cal.	New York, N.Y.	Fuel oil.....	13,498
Santa Cecilia.....	5	7	Amer.	Grace Line.....	S. Francisco, Cal.	New York, N.Y.	General.....	2,798
Harpathanian.....	5	6	Brit.	T. & C. Harrison, Ltd.	Tocopilla, Chile.	Azores ¹⁴	Nitrate.....	7,804
Olovsborg.....	5	6	Fin.	Anglo-Can. Ship. Co.	Cheminatus, B.C.	Liverpool, Eng.	Wheat, lum ^r	7,400
Orbita.....	6	7	Brit.	Pacific Steam Nav. Co.	Talcahuano, Chile	Liverpool, Eng.	General.....	6,723
Lillian Luckenbach.	5	6	Amer.	Luckenbach Line....	Tacoma, Wash...	Boston, Mass....	General.....	4,068
John Bakke ²	5	6	Nor.	Syd. Pac. Line.....	Tocopilla, Chile.	Goth'burg, Swed.	General.....	7,531
Mercury Sun ²	6	6	Amer.	Sun Oil Co.....	Los Angeles, Cal.	Chester, Pa....	Gasoline.....	13,649
Texan.....	6	6	Amer.	Amer.-Hawaiian Line.	Portland, Oreg.	Boston, Mass....	Lumber, gen.	6,100
Lisbon Maru.....	6	7	Jap.	Nippon Yusen Kaisha	Iloilo, P.I.....	New York, N.Y.	General.....	9,390
L. A. Christenson ²	6	7	Nor.	East Asiatic Co.	Vlad'k, U.S.S.R.	Cobh, Ireland...	Soy beans....	7,248
Siljestad ²	6	6	Nor.	Fern Line.....	Iloilo, P.I.....	Key West, Fla. ¹⁴	Sugar.....	7,500
Empress of Britain.	5	7	Brit.	Can. Pacific S.S., Ltd.	New York, N.Y. ¹³	New York, N.Y.	Passengers...	
Amerika ²	6	7	Dan.	East Asiatic Co.	Vancouver, B.C.	Copenhagen, Den	General.....	8,856
San Silvestre ² ..	6	7	Brit.	Eagle Oil & Ship. Co.	Los Angeles, Cal.	Lizard, Eng. ¹⁴	Gasoline.....	8,457
Camden ²	7	7	Amer.	Standard Ship. Co.	Los Angeles, Cal.	Boston, Mass....	Fuel oil.....	9,945
Niel Maersk ²	7	7	Dan.	A. P. Moller.....	Cebu, P.I.....	New York, N.Y.	General.....	7,743
Delftdijk ²	7	8	Neth.	Holland-Amer. Line.	Victoria, B.C....	Rotterdam, Neth.	Grain, gen....	9,898
Ansigr.....	7	8	Ger.	North German Lloyd.	Corral, Chile....	Bremen, Ger....	General.....	8,406
Devon City ²	7	8	Brit.	Reardon Smith Line.	Vancouver, B.C.	London, Eng....	General.....	8,426
Anglo Peruvian.....	7	8	Brit.	Anglo-Canadian Co.	Vancouver, B.C.	London, Eng....	Lum ^r , grain	9,375
Hugoton ²	7	7	Amer.	U.S. Navy.....	Los Angeles, Cal.	Norfolk, Va....	Fuel oil.....	10,370
Santa Paula.....	7	8	Amer.	Grace Line.....	Seattle, Wash...	New York, N.Y.	General.....	2,493
Ludington.....	6	8	Amer.	U.S. Army.....	Honolulu, T.H.	Brooklyn, N.Y.	Supplies.....	535
California.....	7	8	Amer.	Panama-Pacific Line.	S. Francisco, Cal.	New York, N.Y.	General.....	5,026
Brilliant ²	7	8	Amer.	Stand. Vacuum Tr'p.	Los Angeles, Cal.	New York, N.Y.	Gasoline.....	13,103
Santa Isabel.....	8	9	Amer.	Grace Line.....	Talcahuano, Chile	New York, N.Y.	General.....	4,228
Tuira ²	8	9	Pan.	Elliot Ship. & Land Co.	Darien, R.P....	Cristobal, C.Z.	Bananas.....	52
Orazio ²	8	9	Ital.	Italia-America S. C.	Valparaiso, Chile.	Genoa, Italy....	General.....	3,289
Robin Adair.....	7	8	Amer.	Luckenbach Line....	Seattle, Wash...	Mobile, Ala....	General.....	5,200
Canadian Constructor.	8	9	Brit.	Can. Nat. Steamships	Auckland, N.Z...	Montreal, Can...	General.....	3,242
Iris.....	8	9	Neth.	Royal Neth. S.S. Co.	Guayaquil, Ecuador	Cristobal, C.Z.	(¹⁵).....	958
Seattle.....	8	9	Ger.	Hamburg-Amer. Line.	Vancouver, B.C.	Hamburg, Ger...	General.....	7,501
North Cornwall.....	8	9	Brit.	S.S. Owners Oper. Co.	Mazatlan, Mex.	Gijon, Spain....	(¹⁶).....	5,921
Edgar F. Luckenbach.	9	9	Amer.	Luckenbach Line....	Seattle, Wash...	New Orleans, La.	Sugar.....	10,485
Kota Inten ²	9	9	Neth.	Pac.-Java-Bengal Line	Calcutta, India ¹³	Calcutta, India.	Lumber, gen.	6,274
Alaskan.....	9	9	Amer.	Amer.-Hawaiian Line.	Seattle, Wash...	Boston, Mass....	Gen., lum ^r	7,783
Svealund ²	9	10	Swed.	Ore S.S. Corp.....	Cruz Gr'de, Chile	Baltimore, Md.	Iron ore.....	22,300
Charles G. Black ²	9	10	Amer.	Standard Ship. Co.	Los Angeles, Cal.	New York, N.Y.	Fuel oil.....	20,947

¹ Tanker. ² Motor ship. ³ Launch. ¹³ Round the world. ¹⁴ For orders. ¹⁵ Cocoa, ivory nuts. ¹⁶ Garbanos, machinery.

PACIFIC TO ATLANTIC—Continued

Ship	Date arrived	Date cleared	Nationality	Line (Charterer or operator)	Port		Cargo	
					From—	For—	Nature	Tons
Chisone ²	9	10	Ital.	Soc. Commercial Nav.	Iloilo, P.I.	E. coast U.S. ²⁴	Sugar.....	8,300
Eleanor Christenson.	10	10	Amer.	Sudden & Christenson	Seattle, Wash.	Baltimore, Md.	Lumber, gen.	6,891
Canada ²	10	10	Swed.	Johnson Line.....	Vancouver, B.C.	Goth'burg, Swed.	(²⁵)	7,462
Chickasaw City	10	10	Amer.	Isthmian S.S. Lines.	Portland, Oreg.	Baltimore, Md.	(²⁶)	8,325
Romsdalshorn.	10	10	Nor.	Inter'l Freighting Co.	Tocopilla, Chile.	Charleston, S.C.	Nitrate.....	10,200
Bradfyne.....	10	10	Brit.	Sir W. R. Smith Sons.	Iloilo, P.I.	E. coast U.S. ²⁴	Sugar.....	8,000
Losmar.....	10	10	Amer.	Calmar Line.....	Seattle, Wash.	Baltimore, Md.	Lumber, gen.	4,646
Belfast Maru.	10	10	Jap.	Kawasaki K. Kaisha.	Mangarin, P.I.	Houston, Tex.	General.....	7,284
Cerigo.....	10	14	Ger.	Hamburg-Amer. Line.	Callao, Peru.	Cristobal, C.Z.	General.....	954
Papoose ²	10	10	Amer.	G. H. Corse & Co.	S. Francisco, Cal.	Houston, Tex.	Ballast.....	
Fernbank ²	10	10	Nor.	Fern Line.....	Manila, P.I.	Cape Hatteras ²⁴	Sugar.....	7,500
Halsey ²	10	11	Amer.	Shell Oil Co.	Los Angeles, Cal.	Fall River, Mass.	Kerosene.....	10,149
Augvald.....	11	11	Nor.	Franklin Baker Co.	Cebu, P.I.	New York, N.Y.	Copra.....	6,009
Nuevo Panama ²	11		Pan.	Elliot Ship. & Land Co.	B'ventura, Col.	Cristobal, C.Z.	Coffee.....	218
Lena Luckenbach.	11	11	Amer.	Luckenbach Line.	Seattle, Wash.	Boston, Mass.	General.....	3,792
Willhilo.....	11	11	Amer.	Amer.-Hawaiian Line.	Seattle, Wash.	Baltimore, Md.	Lumber, gen.	5,911
Soyo Maru ²	11	13	Jap.	Kawasaki K. Kaisha.	Iloilo, P.I.	Baltimore, Md.	General.....	6,951
Tremont.....	11	12	Brit.	Hain S.S. Co.	Iloilo, P.I.	New Orleans, La.	Sugar.....	7,000
Kurama Maru	11	12	Japan.	Kokusai Kisen Kaisha	Manila, P.I.	Boston, Mass.	General.....	6,749
Salvador.....	11		Brit.	Pacific Steam Nav. Co	Champ'ico, Guat.	Cristobal, C.Z.	General.....	332
Kinai Maru ²	12	13	Jap.	Osaka Shosen Kaisha.	Fusan, Korea.	Baltimore, Md.	General.....	6,761
Jutland.....	12	12	Brit.	Glen & Co.	Vancouver, B.C.	London, Eng.	Wheat, gen.	9,165
Arica.....	12	13	Fr.	French Line.....	Coronel, Chile.	Le Havre, France	General.....	7,196
Florence R. ³	11		Amer.	R. R. Ross.	Ped. Miguel, C.Z.	Balboa, C.Z.	Ballast.....	
President Taft.	13	13	Amer.	Dollar Line.....	Manila, P.I.	New York, N.Y.	General.....	5,504
Exanthia.....	12	13	Amer.	Dutton Lumber Co.	Portland, Oreg.	Po'keepsie, N.Y.	Lumber.....	7,400
Trimountain ²	12	13	Amer.	Shell Terminal Co.	Los Angeles, Cal.	Fall River, Mass.	Gasoline.....	8,326
Dean Emery ²	12	13	Amer.	Standard Ship. Co.	Los Angeles, Cal.	Jacksonville, Fla.	Fuel oil.....	10,735
Surrey.....	13	13	Brit.	Federal Steam Nav. Co.	Bluff, N.Z.	Glasgow, Scot.	Frozen, gen.	6,408
Heffron.....	13	13	Amer.	Pac. Coast Dir. Line.	S. Francisco, Cal.	Norfolk, Va.	Lumber, gen.	10,418
Armorel.....	13	13	Amer.	U.S. Navy.	Los Angeles, Cal.	Norfolk, Va.	Fuel oil.....	10,648
San Angelo.....	13	13	Amer.	Quaker Line.....	Longview, Wash.	Philadelphia, Pa.	Lumber, gen.	7,309
Henderson.....	12	15	Amer.	U.S. Navy.	S. Francisco, Cal.	Norfolk, Va.	Navy stores.	459
Manizales.....	12		Ger.	North German Lloyd.	Guayaquil, Ecuador	Cristobal, C.Z.	Coffee, gen.	895
Mexican.....	14	14	Amer.	Amer.-Hawaiian Line.	Portland, Oreg.	Boston, Mass.	Lumber, gen.	6,283
Chester Sun ²	14	14	Amer.	Sun Oil Co.	Los Angeles, Cal.	Chester, Pa.	Gasoline.....	13,326
West Ivis.....	13	14	Amer.	McCormick S.S. Co.	Vancouver, B.C.	Buenos Aires, Arg.	Lumber, gen.	5,106
Constance Chandler.	14	15	Amer.	Matson Nav. Co.	Honolulu, T.H.	Philadelphia, Pa.	Sugar.....	7,900
Arkansas ²³	12	16	Amer.	U.S. Navy.	San Diego, Calif.	H'pton Rds., Va.		
Ville de Verdun.	15	16	Fr.	Messageries Marit'es.	Noumea, N. Caled.	Marseilles, Fr.	(²⁷)	4,380
Real ²	15	16	Pan.	Elliot Ship. & Land Co.	Panama, R.P.	Cristobal, C.Z.	Bananas.....	25
Tuira ²	15	16	Pan.	Elliot Ship. & Land Co.	Darien, R.P.	Cristobal, C.Z.	Bananas.....	55
Annisson City.....	14	15	Amer.	Isthmian S.S. Lines.	Vancouver, B.C.	Swansea, Eng.	General.....	8,840
Pennmar.....	15	15	Amer.	Calmar Line.....	Seattle, Wash.	Baltimore, Md.	Lumber, gen.	4,793
Volunteer.....	15	15	Amer.	Lykes Bros.-Ripley Co.	Hinigran, P.I.	New Orleans, La.	Sugar, gen.	10,263
Point Salinas.....	15	15	Amer.	Swayne & Hoyt.	Portland, Oreg.	Mobile, Ala.	Lumber, gen.	6,126
Jersey City.....	15	15	Brit.	Reardon Smith & Sons	Iloilo, P.I.	East coast U.S.	Sugar.....	9,000
San Lorenzo ²	15	16	Pan.	A. Valdes.....	Bayano, R.P.	Cristobal, C.Z.	Bananas.....	25
Stanford ²	15	15	Nor.	J. B. Stang.....	Cebu, P.I.	New Orleans, La.	Sugar.....	8,965
Pacific Enterprise. ²	15	15	Brit.	Furness, Withy & Co.	Vancouver, B.C.	Glasgow, Scot.	General.....	8,669
American Star.....	14	16	Amer.	Nelson S.S. Co.	Seattle, Wash.	New York, N.Y.	Lumber, gen.	5,541
San Francisco.....	15	16	Fr.	French Line.....	Vancouver, B.C.	Le Havre, France	Lumber, gen.	6,852

¹ Tanker. ² Motor ship. ³ Launch. ²³ Battleship. ²⁴ For orders. ²⁵ Wheat, barley, fruit. ²⁶ Sugar, pineapples. ²⁷ Copra, coffee, general.

Information to be Furnished by Vessels Carrying Petroleum Products

The reports required by Regulation 88, B-4 of supplement No. 4, dated February 15, 1934, of the Rules and Regulations Governing Navigation of the Panama Canal, from vessels carrying petroleum products, have not been properly furnished in all cases. The information required by Regulation 88, B-4 is as important as that required by Regulation 171.1 and similarly, must be furnished in advance. If this is not done it will be necessary to hold the vessel concerned in the outer anchorage for a sufficient time for Canal authorities to make the required determinations, the incidental expenses and delay to be borne by the vessel.

Bills of Health for the Canal Zone

To steamship agents and others concerned:

1. The following extract from the circular from the Secretary of State to American diplomatic and consular officers, dated April 12, 1934, is quoted for the information of all concerned:

Bills of health for the Canal Zone. The quarantine laws and regulations of the United States are not in effect in the Panama Canal Zone, but special quarantine rules and regulations have been promulgated for that territory, by the President of the United States in Executive Order No. 4314, dated September 25, 1925. The execution of these rules and regulations is under the jurisdiction of the Governor of the Panama Canal, but members of the United States Public Health Service are detailed for the administration of the quarantine service of the Canal Zone.

Masters of vessels clearing from any foreign port or from any port in the possessions or other dependencies of the United States or touching at any of the said ports, for a port in the Canal Zone or for the ports of Panama or Colon, Republic of Panama, or for passage through the Panama Canal, but not proceeding to any port in the United States, are not required to obtain bills of health from American consular officers.

Masters of vessels clearing from ports of the United States for ports of the Canal Zone, for the ports of Panama or Colon, Republic of Panama, or for passing through the Panama Canal, must obtain a port sanitary statement signed by the officer authorized under the laws of the United States to issue such statements, and must present such statement to the Quarantine Officer of the Panama Canal.

2. Executive Order No. 4314, dated September 25, 1925, is contained in the pamphlet "Rules and Regulations Governing Navigation of the Panama Canal and Adjacent Waters." Under this authority the quarantine officers of The Panama Canal accept bills of health issued or signed by the competent local health authority in foreign ports.

J. F. SILER,
Chief Health Officer.

APPROVED:

J. L. SCHLEY,
Governor.

Notices to Mariners

Republic of Panama, location of Naranjas shoal. The U.S.S. *Hannibal*, April 17, 1934, reporting further on the location of Naranjas shoal, described in N.M. No. 296, April 18, 1934, states:

The center of the shoal bears 300° (true), 2,300 yards to the center and highest point of Naranjas Island. The shoal has a white rock bottom, least depth of water of 9 feet at mean low water springs, and a depth of at least 14 fathoms on all sides of the shelf.

The shoal has an axis, 305° true; is 40 yards long and is 25 yards wide. Breakers mark the pinnacle only very occasionally at extreme low water. Position, latitude 7°16'22" N., longitude 80°58'14" W.

The nearby Naranjas Island is improperly charted on H.O. Chart No. 1018. Extremely dangerous to navigation.

Colombia, Cartagena Harbor, aids established and moved. The following notice to mariners was published by the Hydrographic Office in Washington on May 3, 1934:

Information has been received from the Frederick Snare Corporation, contracting engineers, that the following changes have been made in the aids of Cartagena Harbor—

(a) A steel cylindrical pontoon, painted red, has been moored on the 3-fathom shoal, in latitude 10°19'22" N., longitude 75°31'37" W.

(b) A steel cylindrical pontoon, painted black with a white band, has been moored on the southern extremity of Santa Cruz bank, in latitude 10°20'10" N., longitude 75°30'49" W.

(c) The red light buoy with flashing red light marking the western edge of Santa Cruz bank has been moved about 200 yards eastward and re-established in latitude 10°20'43" N., longitude 75°30'55" W.

(d) A light buoy with flashing white light is moored at Punta Arena, in latitude 10°21'30" N., longitude 75°31'15" W.

Supplement No. 25 to Departmental Tariff "G".—Coal and Wood

(Effective May 10, 1934)

Paragraph 2 of item 24 in supplement No. 10 to Departmental Tariff "G" is amended to read as follows:

2. The coal carried in stock is the quality Pool No. 1, U.S. Navy Standard, Pocohontas or New River run-of-mine, and can be supplied in any quantity desired for bunkers.

Paragraph 3 of item 24 in supplement No. 21 to Departmental Tariff "G" is annulled and the following substituted:

3. The prices of coal and the rates for services in connection with its delivery are as follows—

		Per ton of 2,240 pounds		
		Cristobal-Colon	Balboa	Panama line points
(a) Coal delivered from reloaders at coaling plant, without trimming—				
Run-of-mine.....		\$7.75	\$9.75	-----
(b) Coal delivered in carload lots at terminals and line points—				
Run-of-mine.....		8.25	10.25	\$10.25
(c) Coal delivered in less than carload lots from plants, cars or bins at terminals only—				
Run-of-mine.....		10.75	12.75	12.75
(d) For sacking lump coal for galley use, or other grades of coal, in addition to the basic price per ton—				
Labor, etc.....		3.00	3.00	-----
Sacks, when furnished by coaling plant.....		2.00	2.00	-----
If delivery is made at points other than the coaling plant, an extra charge covering the cost of delivery will be made.				
(e) Coal delivered to employees of The Panama Canal or Panama Railroad Company and others entitled to employees' rental rates for quarters—				
In bins at quarters.....	per cwt.	\$0.75		

J. L. SCHLEY,

*Governor, The Panama Canal,**President, Panama Railroad Company.***Changes in the Prices of Coal**

In accordance with supplement No. 11 to Tariff No. 11, dated May 2, 1934, the prices for coal and rates for services in connection with its delivery at Canal ports are as follows, effective May 10, 1934:

		Per ton of 2,240 lbs.	
		Cristobal-Colon	Balboa
Coal delivered to vessels at coaling plants, trimmed in bunkers—			
Run-of-mine.....		\$7.75	\$10.75
Coal delivered to vessels by lighter from Cristobal coaling plant, trimmed in bunkers—			
Run-of-mine.....		8.25	-----
A flat charge of \$52.50 for lighterage on any quantity delivered will be made in addition to the basic price per ton.			
For sacking lump coal for galley use, or other grades of coal, in addition to the basic price per ton—			
Labor, etc.....		3.00	3.00
Sacks, when furnished by coaling plant.....		2.00	2.00
If delivery is made at points other than the coaling plant, an extra charge covering the cost of delivery will be made.			

Coal

Coal, bunker, Navy Standard Pool No. 1, Pocahontas or New River, is supplied to steamships, including warships of all nations, trimmed in bunkers at \$7.75 for run-of-mine at Cristobal, in any proportion desired, and \$10.75 at Balboa for run-of-mine, per ton of 2,240 pounds.

Extra charges are made in accordance with a published tariff for special trimming at the request of the officers of the ship, for galley, lump or run-of-mine coal in sacks, and for delivery, when coal is furnished from lighters or launches away from the coaling piers.

Coal can be bunkered by bunkering machines at any rate up to 1,500 tons per hour, regulated by the amount of necessary trimming.

Coal for cargo is sold under the same conditions and at prices quoted for sale of coal for bunkers.

Official Publications of Interest to Shipping

Masters may obtain from the office of the Captain of the Port, at either Cristobal or Balboa, without charge, the "Rules and Regulations Governing Navigation of The Panama Canal and Adjacent Waters," and the current Tariff of charges at the Canal for supplies and services.

Requests for Canal publications sent by mail should be addressed to: The Panama Canal, Balboa Heights, C.Z.; or, when more convenient, to The Panama Canal, Washington, D.C.

The Hydrographic Office at Cristobal maintains at all times a complete stock of navigational charts and books, including charts of all parts of the world, sailing directions of the world, nautical tables, light lists, tide tables, nautical almanacs, etc.

At the office of the Port Captain in Balboa, a limited stock of navigational charts, books, etc., is also carried, and this office is in a position to fill practically any order in this connection that a ship might place.

Copies of current issues of Pilot Charts, Notices to Mariners, and Hydrographic Bulletins may be obtained in return for marine information.

Observations of weather, ocean currents, and other marine data collected, and blanks, instructions, barometer comparisons, etc., furnished.

Correct time is maintained and chronometers rated.

Tolls Charges for Transit of the Panama Canal

1. Merchant vessels carrying passengers or cargo, per net vessel ton (each 100 cubic feet) of actual earning capacity as determined by the Panama Canal Rules of Measurement..... \$1.20
2. Vessels in ballast, without passengers or cargo, per net vessel ton (each 100 cubic feet) of actual earning capacity as determined by the Panama Canal Rules of Measurement..... .72
3. Naval vessels, other than transports, colliers, hospital ships, and supply ships, per displacement ton..... .50
4. Army and navy transports, colliers, hospital ships, and supply ships, the vessel to be measured by the same rules as are employed in determining the net tonnage of merchant vessels, per net ton..... 1.20
5. Tolls may not exceed the equivalent of \$1.25 per net registered ton as determined by United States rules of measurement, nor be less than the equivalent of \$.75 per net registered ton so determined.
6. Vessels returning from Gatun Lake or original point of entry into the Canal, without passing through the locks at the other end, are charged tolls for one passage only.
7. Vessels transiting the Panama Canal from Cristobal to Balboa and return for the sole purpose of having repairs made at the Balboa drydock and shops will be exempt from payment of tolls, but a charge will be made for pilotage and for handling lines as provided for in the current tariff or supplements thereto.

Provisions Required by Ships

The Panama Canal Commissary Division, with facilities at Balboa and Cristobal for delivery of supplies to steamships, carries a complete line of provisions, such as meats, fruits, vegetables, eggs, butter, canned goods, cigars, cigarettes, tobacco, etc., which are sold to ships at reasonable prices. Beef especially is available at low prices.

Orders may be placed in advance by radio for delivery on arrival, or at either terminal for prompt delivery or for delivery at the other terminal after transit.

THE PANAMA CANAL RECORD

OFFICIAL PUBLICATION OF THE PANAMA CANAL.

PUBLISHED MONTHLY.

Subscription rates, domestic, \$0.50 per year; foreign, \$1.00; address
The Panama Canal Record, Balboa Heights, Canal Zone,
or, for United States and foreign distribution,
The Panama Canal, Washington, D. C.

Entered as second-class matter February 6, 1918, at the Post Office
at Cristobal, C. Z., under the Act of March 3, 1879.

Certificate.—By direction of the Governor of The Panama Canal the matter contained herein is published as statistical information and is required for the proper transaction of the public business.

Volume XXVII.

Balboa Heights, C.Z., June 15, 1934.

No. 11.

Traffic Through the Panama Canal in May 1934

The total vessels of all kinds transiting the Canal during the month of May in the two preceding years and in 1934 are shown in the following tabulation:

	May 1932	May 1933	May 1934		
			Atlantic to Pacific	Pacific to Atlantic	Total
Commercial ocean vessels.....	357	372	242	248	490
Launches (under 20 tons net).....	8	15	9	5	14
Noncommercial vessels:					
United States Government.....	25	28	23	13	36
Colombian Government.....			1		1
For repairs.....			1	1	2
Total.....	390	415	276	267	543

COMMERCIAL TRAFFIC¹

The following tabulation shows the number of vessels, Panama Canal net tonnage, tons of cargo carried, and tolls collected, from the commercial traffic transiting the Canal each month for the 12-month period ended May 31, 1934, as compared with the same period in the previous year:

Month	No. of vessels		Panama Canal net tonnage		Tons of cargo		Tolls	
	1932-33	1933-34	1932-33	1933-34	1932-33	1933-34	1932-33	1933-34
June.....	336	364	1,743,150	1,901,117	1,404,558	1,691,247	\$1,534,793.19	\$1,629,411.28
July.....	326	401	1,676,492	2,051,123	1,259,981	1,699,039	1,458,728.36	1,732,164.93
August.....	314	416	1,658,112	2,159,995	1,349,453	1,914,014	1,440,848.87	1,829,754.49
September.....	353	408	1,868,391	2,096,538	1,347,144	1,797,497	1,598,265.98	1,758,587.41
October.....	394	467	1,988,133	2,416,200	1,582,261	2,125,927	1,714,779.06	2,036,909.16
November.....	388	463	2,035,796	2,395,359	1,531,509	1,949,913	1,756,865.84	2,001,692.77
December.....	431	496	2,080,069	2,617,656	1,621,581	2,191,683	1,781,940.03	2,204,134.64
January.....	415	500	2,069,218	2,582,131	1,453,503	2,087,292	1,762,808.56	2,160,679.83
February.....	368	468	1,832,658	2,462,760	1,434,862	2,124,440	1,575,708.35	2,079,696.80
March.....	399	538	1,989,044	2,703,372	1,738,227	2,465,387	1,718,908.41	2,281,485.72
April.....	370	495	1,839,597	2,493,606	1,527,978	2,291,392	1,554,250.14	2,121,678.33
May.....	372	490	1,883,249	2,567,555	1,629,982	2,303,411	1,617,943.65	2,148,026.66
Total...	4,466	5,506	22,663,909	28,447,417	17,891,039	24,641,242	19,525,840.44	23,984,222.02

¹ Commercial traffic includes all ocean-going vessels paying tolls. Naval and other vessels owned and operated in the Government service of the United States and Panama, war vessels of Colombia, and vessels transiting solely for repairs, are exempt from the payment of tolls. Statistics on vessels not paying tolls are shown under "Noncommercial traffic."

Traffic by Nationality of Vessels for May 1934

Nationality	No. of ships	Panama Canal net tonnage	Tons of cargo	Nationality	No. of ships	Panama Canal net tonnage	Tons of cargo
British.....	102	608,786	428,333	Netherlands.....	8	43,267	31,924
Chilean.....	1	4,167	4,808	Norwegian.....	55	273,397	284,141
Danish.....	14	74,971	84,344	Panamanian.....	33	14,376	16,394
Danzig.....	4	30,814	31,589	Peruvian.....	1	1,587	1,669
Finnish.....	1	5,259	7,400	Swedish.....	10	47,555	72,347
French.....	8	46,055	50,819	United States.....	193	1,135,543	1,008,300
German.....	24	89,682	74,463	Venezuelan.....	2	2,162	2,072
Honduran.....	1	48					
Italian.....	6	43,666	37,831	Total.....	490	2,567,555	2,303,411
Japanese.....	27	146,220	166,977				

Traffic by Trade Routes, May 1934

The movement of vessels over trade routes is summarized in the following table. They are classified according to primary origin and ultimate destination of the voyage through the Canal and the cargo listed is the total aboard at time of transit. Cargo may be laden or discharged between the terminal areas indicated, hence in the cargo listed below there may be some which had other origin or destination:

Trade route	Atlantic to Pacific			Pacific to Atlantic		
	No. of ships	Panama Canal net tonnage	Tons of cargo	No. of ships	Panama Canal net tonnage	Tons of cargo
United States intercoastal	72	436,795	166,351	71	423,808	558,839
East coast United States and:						
Canada	3	14,450		1	4,094	4,358
Central America				1	536	700
South America	15	73,301	17,161	12	59,778	146,276
Hawaiian Islands	1	5,241	6,323	4	19,912	33,097
Australasia	3	19,339	15,456	2	8,892	12,514
Philippine Islands	4	27,618	21,268	39	211,227	287,067
Far East	29	159,514	175,860	1	6,298	6,761
Europe and:						
United States	11	56,078		6	25,033	41,391
Canada	27	155,231	42,713	34	199,149	263,548
Central America	1	4,973	5,471	2	6,833	8,383
South America	17	105,455	17,506	27	166,134	255,173
Australasia	7	60,419	11,951	7	70,025	42,538
Far East	2	9,326	14,952	2	8,601	15,071
East coast Canada and:						
South America	1	7,717		2	12,397	24,342
Australasia	2	9,632	7,219	3	14,337	7,882
Central American intercoastal	2	99		1	51	63
East coast Central America and:						
Balboa	1	536				
South American intercoastal	2	6,523	11,717	1	1,587	1,669
East coast South America and:						
Canada	2	9,771*	6,664	1	4,967	5,106
Balboa				1	1,081	
Far East	1	5,821	4,104			
Cristobal and:						
United States	2	5,209	1,872	1	2,603	747
Central America	4	1,489	1,264	3	4,051	1,552
South America	10	5,911	4,721	10	5,568	6,533
Balboa	9	322		11	366	427
West Indies and:						
United States	3	16,033		1	5,408	11,226
Canada	1	4,114	7,000	1	2,207	4,350
Balboa	1	1,081	2,072			
Far East	1	5,635	10,150			
Around the world	2	19,809	5,729	1	5,974	6,274
Foreign vessels in ballast (U.S. intercoastal)	6	29,607				
Vessels not engaged in commerce				2	39,589	
Total	242	1,257,049	557,524	248	1,310,506	1,745,887

* Cruise vessels.

Origin and Destination of Cargo by Major Areas

The following table summarizes the origin of cargo passing through the Canal in May 1934, and its destination by major geographical trade areas:

ATLANTIC TO PACIFIC

Origin	Tons of cargo destined for—					Total
	United States	Other North America	Asia	South America	Australasia	
North America:						
United States	168,820	16,460	190,547	9,562	13,429	398,818
Other North America	632	13,531	10,596	14,424	9,246	48,429
Europe	29,617	12,327	14,952	19,244	11,951	88,091
Miscellaneous	8,081	210	1,861	12,034		22,186
Total	207,150	42,528	217,956	55,264	34,626	557,524

PACIFIC TO ATLANTIC

Origin	Tons of cargo destined for—				Total
	United States	Other North America	Europe	Miscellaneous	
North America:					
United States	550,279	16,194	136,798	4,805	708,076
Canada	2,666	5,191	163,964	2,932	174,753
Other North America	43,056	4,592	11,856		59,504
South America	144,293	35,162	252,855	1,683	433,993
Australasia	15,562	4,834	42,538		62,934
Asia	288,664	2,772	15,071	120	306,627
Total	1,044,520	68,745	623,082	9,540	1,745,887

Principal Commodities

Commodities which aggregated 10,000 or more tons either during May 1933 or 1934 are listed below:

Commodity	May		Commodity	May	
	1933	1934		1933	1934
<i>Atlantic to Pacific</i>	<i>Long tons</i>	<i>Long tons</i>	<i>Pacific to Atlantic—Continued</i>	<i>Long tons</i>	<i>Long tons</i>
Automobiles and parts	8,717	14,094	Coffee	12,336	15,238
Cement	6,175	11,439	Cold storage (food products)	16,614	27,208
Coal and coke	7,704	10,470	Copra	14,429	13,848
Cotton, raw	17,168	26,802	Flour	18,426	22,006
Manufactures of iron and steel ..	44,640	83,378	Fruit, dried	13,862	14,576
Oils, mineral	37,244	65,125	Fruit, fresh	20,078	24,917
Paper	14,954	22,747	Lumber	152,049	150,768
Phosphates	19,614	22,245	Metals	35,892	52,194
Scrap metal	61,016	68,524	Nitrates	23,795	67,485
Sugar	11,102	12,217	Oats	5,799	11,538
Sulphur	11,551	15,590	Oils, mineral	334,547	532,574
Textiles	6,301	11,510	Oil, coconut	3,601	13,245
Tinplate	10,727	21,102	Ores (principally iron)	7,105	135,557
<i>Pacific to Atlantic</i>			Soy beans	17,232	15,071
Barley	5,618	25,813	Sugar	216,506	303,575
Beans	11,682	7,025	Wheat	116,206	101,167
Canned goods, various	68,657	51,294	Wood pulp	10,389	8,433
			Wool	12,489	16,262

Commodities in Detail

The following statement lists all commodities passing through the Canal during the month of May 1934, as reported in the cargo declarations, showing the movement, by directions, in the United States intercoastal trade and in the total traffic. In the cargo declarations small items are frequently grouped under the designation of "general cargo;" the statistics are accordingly not precise, but are indicative of the kinds and quantity of cargo in transit through the Canal. The figures are for tons of 2,240 pounds:

Commodity	United States intercoastal		Total for all trade routes including U.S. intercoastal	
	Atlantic to Pacific	Pacific to Atlantic	Atlantic to Pacific	Pacific to Atlantic
Agricultural implements	478	37	4,948	40
Alfalfa meal		671		796
Ammonium compounds	165		7,273	1,867
Animal foods	44	977	55	983
Apparel, wearing (hats, shoes, clothing, etc.) ..	177	15	227	15
Asbestos	203		1,896	
Asphalt and tar	136		2,982	611
Automobiles (and autotricks)	1,985	43	7,935	70
Automobile parts and accessories	527	80	6,159	82
Bags and bagging, textile	51	488	323	488
Bananas			5	1,837
Barks, miscellaneous		84		460
Barley		5,114	1	25,813
Beans, edible, dry	20	2,106	25	7,025
Beer	58		138	
Beverages, nonalcoholic	219		239	
Blood and tankage				142
Bones and bone meal			2,953	

* Except as otherwise classified.

Commodity	United States intercoastal		Total for all trade routes including U.S. intercoastal	
	Atlantic to Pacific	Pacific to Atlantic	Atlantic to Pacific	Pacific to Atlantic
Books and printed matter	76		107	
Borax		622	10	7,002
Bran and pollards		702	9	3,116
Bricks and tile	241		503	20
Camphor, crude				20
Canned and preserved goods:				
Fish	90	4,577	363	8,748
Fruit	898	18,269	1,019	32,350
Meat		154	103	308
Milk	91	388	320	553
Soup	1,249		1,250	
Vegetables	3,588	2,762	3,612	4,550
Miscellaneous and unclassified	519	4,543	797	4,785
Carbon black	246		286	
Celite		559		624
Cement	444		11,439	19
Chalk			959	
Charcoal	97		114	
Chemicals ¹	3,473	1,327	8,646	1,518
Clay, china and fire	90		293	
Coal	2,673		4,020	
Cocoa and cacao beans	114		812	4,131
Coconuts and products ¹	64	390	76	605
Coffee	71	50	4,173	15,238
Coke			6,450	
Cold storage and refrigerated products:				
Dairy products	3	35	116	11,147
Eggs		78		121
Fish	100		118	180
Lard			115	2
Meats	10		388	15,184
Poultry		178		178
Vegetables				125
Other and unclassified	63	80	178	271
Confectionery	683	50	704	50
Copra				13,848
Copra meal and cake				1,058
Corn	835		1,078	3,810
Cotton, raw	260	686	26,802	8,289
Creosote			22	
Drugs and medicines	869	12	912	15
Dyes	25		50	
Earthenware	17	119	266	125
Electrical apparatus and appliances	257	314	324	319
Explosives	110	23	645	30
Extract, quebracho			327	
Fertilizers ¹		98	5,828	101
Fish, salted or dry-cured				14
Fish meal		58		7,272
Floor coverings	572	506	590	1,144
Flour	298	17,189	922	22,006
Fruit, dried		6,400	240	14,576
Fruit, fresh ¹		2,145	11	24,917
Furniture and household goods	367	164	367	180
Gallnuts				65
General	18,265	9,758	39,642	22,847
Glass and glassware	2,762	84	4,809	390
Glue	31	42	60	92
Groceries	337		497	11
Gums				100
Hair, all kinds		12	2	12
Hay		405		476
Hemp, unmanufactured		493	8	2,713
Honey		122		222
Hops		2		2
Horns and hools			40	63
Infusorial earth		288		583
Iron and steel, manufactures of (structural steel, plates, bars, angles, pipe, etc.)	51,153	1,164	83,378	1,222
Ivory nuts			457	1,253
Jute, unmanufactured	37	54	113	190
Lard substitute	45		137	
Lime	26		26	
Liquors	968	287	2,974	452
Lumber (including manufactured mill products)	1,423	68,162	1,549	150,768
Machinery (other than electrical)	3,757	626	7,543	710
Malt	25	120	276	120
Manufactured goods ¹	1,020	305	1,993	1,055
Marble and granite	126		491	
Matches	111	112	147	125

¹ Except as otherwise classified.

Commodity	United States intercoastal		Total for all trade routes including U.S. intercoastal	
	Atlantic to Pacific	Pacific to Atlantic	Atlantic to Pacific	Pacific to Atlantic
Metals:				
Antimony				75
Copper	82	6,112	757	31,848
Gold and silver		22	3	697
Iron	1,562		2,326	
Lead		884	2,204	10,017
Scrap	584	333	68,524	483
Tin	17	50	48	2,814
Zinc	86		2,094	5,712
Other and unclassified	158	45	369	548
Milk, powdered		334	17	1,101
Molasses and syrups	155		165	
Nitrates	5,797		6,118	67,485
Nuts, edible (including meats)	45	329	216	632
Oats	70	619	70	11,538
Oils, mineral:				
Crude				138,040
Gas and fuel		203,893	21,252	234,212
Gasoline, benzine, and naphtha	20	106,885	5,007	137,821
Kerosene		10,149	15,420	21,599
Lubricating and greases	11,655	756	23,446	902
Oils, vegetable:				
Coconut				13,245
Cottonseed	1,903		1,924	3
Linseed	130		277	
Olive	35	2	453	4
Rapeseed				167
Wood	207		207	605
Other and unclassified	189	48	315	2,316
Oil, fish		43	32	190
Oil, whale			21	
Oilseeds (cotton, flax, hemp, sesame, rapeseed, etc.)		449	463	1,083
Oilseed cake and meal		712		3,079
Ores:				
Copper				992
Gold and silver				3
Iron			88	121,372
Lead				916
Magnesite		36		36
Tin				3,934
Zinc	16		16	7,577
Other and unclassified				727
Paints and varnishes	1,001	106	1,826	121
Paper and paper products ¹	8,083	7,068	22,747	9,942
Paper scrap			496	
Peanuts	550	331	550	331
Peas, dry		246		6,663
Peatmoss			490	
Phosphates	159		22,245	
Porcelainware	124	218	240	3,928
Potash		445		445
Pyrethrum flowers				129
Rags and waste	120	188	525	702
Railroad material	23		1,010	
Rice	357	531	752	4,049
Rope and twine	120	126	351	182
Rosin	632		3,093	
Rubber:				
Manufactured	866	63	1,247	64
Raw		41	1	1,398
Scrap	80	105	80	143
Salt	633		3,240	
Sand	1,411		3,389	
Seeds (except oilseeds)	104	121	408	449
Shells, oyster	765		765	
Silk, raw		755		1,746
Skins and hides		2,965	152	5,767
Slag			290	
Slate	547		547	
Soaps and products	774	362	1,086	436
Soda and sodium compounds	642		1,412	50
Soy beans	70		235	15,071
Sugar	18	28,780	12,217	303,575
Sulphur	14,635		15,590	58
Talc	35	211	53	216
Tallow		726	71	1,687
Tea	11	6	223	60
Textiles ²	3,703	282	11,510	4,633
Tinplate	6,856		21,102	
Tobacco and manufactures	513	11	5,092	77

¹ Except as otherwise classified. ² Cotton, silk, wool, rayon goods.

Commodity	United States intercoastal		Total for all trade routes including U.S. intercoastal	
	Atlantic to Pacific	Pacific to Atlantic	Atlantic to Pacific	Pacific to Atlantic
Toilet preparations	323	43	364	93
Turpentine	34		232	
Vegetables, dry [*]			34	2,430
Wall board			16	493
Wax, paraffin	44		792	
Wheat		6,045	508	101,167
Wines	131	339	692	1,060
Wood pulp	33	6,693	5,166	8,433
Wool	20	7,642	138	16,262
Total, May 1934	168,820	550,279	557,524	1,745,837
Total, May 1933	141,025	472,607	409,941	1,220,041
Total, May 1932	151,988	336,677	457,027	1,219,763

^{*} Except as otherwise classified.

Tanker Traffic

The following tabulation shows the tanker traffic through the Canal during May 1934, classified according to trade route:

Trade route	Atlantic to Pacific			Pacific to Atlantic		
	No. of ships	Panama Canal net tonnage	Tons of cargo	No. of ships	Panama Canal net tonnage	Tons of cargo
United States intercoastal	28	165,338	5,916	28	169,918	321,027
East coast United States and west coast South America	2	14,094				
East coast United States and Philippine Islands	1	8,427	17,730	1	3,761	[*] 6,680
East coast United States and Far East	1	7,717		2	12,397	24,342
East coast Canada and west coast South America	1	6,087	11,102			
South American intercoastal	1			1	1,081	
East coast South America and Balboa	3	16,033		1	5,408	11,226
West Indies and west coast United States	1	1,081	2,072			
West Indies and Balboa	1	5,635	10,150			
West Indies and Far East	2	13,094		3	13,553	27,434
Europe and west coast United States	8	48,973		11	72,740	147,014
Europe and west coast South America						
Total	48	286,479	47,020	47	278,858	537,723

^{*} Coconut oil.

Comparison of Canal Traffic in May 1934 with May Traffic in Previous Years

Calendar year	Month of May			Fiscal year	Average per month for fiscal year		
	Commer- cial transits	Panama Canal net tonnage	Tons of cargo		Commer- cial transits	Panama Canal net tonnage	Tons of cargo
1915	^a 138	475,004	584,020	1915	^a 102	361,197	465,567
1916	123	385,062	479,961	1916	63	199,687	257,843
1917	145	468,665	596,425	1917	150	483,213	588,213
1918	198	658,174	757,984	1918	172	547,839	627,669
1919	176	566,892	642,171	1919	169	510,416	576,335
1920	224	852,425	974,919	1920	206	712,170	781,208
1921	210	864,617	792,735	1921	241	951,323	966,601
1922	243	1,032,816	1,158,507	1922	228	951,455	907,075
1923	419	2,128,414	2,265,083	1923	331	1,550,482	1,630,656
1924	417	2,085,670	2,353,986	1924	436	2,179,073	2,249,559
1925	372	1,847,682	1,823,042	1925	389	1,904,596	1,996,570
1926	470	2,243,103	2,416,701	1926	433	2,064,549	2,169,787
1927	471	2,248,892	2,379,713	1927	456	2,185,651	2,312,351
1928	508	2,274,612	2,497,588	1928	538	2,454,886	2,469,226
1929	524	2,496,905	2,536,839	1929	534	2,468,483	2,555,250
1930	479	2,418,633	2,261,616	1930	515	2,498,385	2,502,519
1931	428	2,184,959	1,925,452	1931	461	2,316,012	2,090,233
1932	357	1,956,958	1,676,790	1932	376	1,968,785	1,650,667
1933	372	1,883,249	1,629,982	1933	375	1,901,823	1,514,811
1934	490	2,567,555	2,303,411	1934	467	2,413,300	2,086,363

^a Canal opened August 15, 1914. ^b Average for 10½ months. ^c Average for 11 months of fiscal year.

It will be noted from the above table that the Panama Canal net tonnage of last month's traffic (2,567,555) was the highest for the month of May since the opening of the Canal. The previous high May net tonnage occurred in 1929 when this feature aggregated 2,496,905 (on 524 vessels.) The number of vessels making transit last month has been exceeded twice in May traffic—in 1929 with 524, and in 1928 with 508. Cargo tonnage has been exceeded four times—in 1926, 1927, 1928, and 1929.

The high figures on net tonnage on a smaller number of vessels than in 1928 and 1929 indicates, of course, a greater tonnage per ship. This applies particularly to the tanker traffic which averaged 5,953 net tons, Panama Canal measurement, per vessel as compared with 5,331 net tons in May 1929; net tonnage, Panama Canal measurement, of the general cargo carriers in the past month averaged 4,994 as against 4,637 in May 1929.

Terminal Activities

Ships repaired during the month of May 1934, numbered 50, including 5 which were drydocked. Fuel oil in the quantity of 291,043 barrels was delivered as bunkers to 114 commercial vessels. Bunker coal amounting to 3,366 tons was delivered to 13 commercial vessels. Sales of commissary supplies to vessels amounted to \$63,688.54.

Cargo Handled at Terminal Ports

	Cristobal	Balboa	Total
Cargoes of bunkers arriving:			
Fuel oil, gasoline, etc. tons ..	22, 114	25, 892	48, 006
Coal tons ..	10, 006		10, 006
Local general cargo arriving tons ..	18, 142	8, 097	26, 239
Local general cargo shipped tons ..	6, 034	6, 032	12, 066
Cargo received for transshipment tons ..	34, 577	1, 917	36, 494
Cargo transhipped tons ..	35, 393	2, 072	37, 465
"Canal Zone for Orders" cargo:			
Number of receipts issued	23	5	28
Number of releases issued	50	9	59
Tons received	158	37	225
Tons withdrawn	145	4	149

All Vessels Entering and Clearing Port

	Port of Cristobal			Port of Balboa		
	No. of ships	Registered gross tonnage	Registered net tonnage	No. of ships	Registered gross tonnage	Registered net tonnage
<i>Ships entering</i>						
All vessels, including those transiting Canal ..	552	3, 652, 316	2, 203, 866	518	3, 374, 491	2, 049, 329
Vessels entering port but not transiting Canal ..	60	329, 433	186, 321	22	62, 054	34, 149
Vessels transiting Canal and handling passengers and cargo at terminal ports	116	863, 544	499, 395	89	740, 524	428, 184
<i>Ships clearing</i>						
All vessels, including those transiting Canal ..	662	4, 377, 011	2, 942, 346	519	3, 390, 509	2, 057, 929
Vessels clearing port but not transiting Canal ..	60	319, 877	179, 341	20	60, 719	32, 815
Vessels transiting Canal and handling passengers and cargo at terminal ports	116	853, 270	494, 397	89	737, 127	425, 306

Cargo Discharged and Laden in Terminal Ports

The following is a report of tons of cargo discharged and/or laden at Cristobal and Balboa during the month from midnight, May 15, 1934, to midnight, June 15, 1934. Figures after names of vessels show, respectively, tons discharged and tons laden:

CRISTOBAL

Juan S. Elcano, 0, 460	Ward, 341, 0	Tolosa, 287, 742	Santa Rita, 419, 0	Tohsei Maru, 220, 0
Contessa, 0, 722	Quirigua, 382, 4	Colombia, 180, 847	Manizales, 0, 524	Nichiyo Maru, 298, 0
Santa Clara, 387, 1	Metapan, 1,082, 263	Santa Lucia, 357, 274	Quirigua, 10, 190	Discoverer, 213, 0
San Francisco, 45, 66	Santa Ana, 689, 144	Durazzo, 728, 601	Velma Lykes, 144, 262	Guayaquil, 1,137, 786
Adalia, 32, 586	Davisian, 136, 0	Nuevo Panama, 0, 192	Iudia, 1, 0	President Monroe, 1, 0
Laurits Swenson, 0, 290	Lobos, 2 1/2, 217	Salvador, 0, 608	Lochmonar, 0, 140	Peten, 20, 119
Ancon, 1,704, 995	Endurance, 0, 15	Cordillera, 118, 77	Cefalu, 430, 441	Reina del Pacifico, 31, 46
Sta. Catalina, 816, 871	Istmo, 660, 0	Abraham Lincoln, 304, 0	Real, 39, 32	Joseph Seep, 10,447, 0
Deborah, 0, 8	Schwaben, 76, 716	0	San Clemente, 177, 7	Katsuragi Maru, 300, 0
Pres. Lincoln, 7, 0	Virgilio, 119, 37	Havel, 27, 754	Helen Whittier, 284, 0	Sixaxola, 540, 377
Alkmaar, 76, 75	Simon Bolivar, 21, 593	Montevideo Maru, 0, 341 1/2	Cellina, 0, 704	Santa Inez, 332, 114
Sta. Barbara, 168, 784	Iris, 10, 37		Bennekorn, 2, 210	

CRISTOBAL—Continued

Spreewald, 28, 536	Santa Maria, 400, 7	Veragua, 107, 176	Mahia, 21, 0	Kreta, 0, 928
Cali, 1,124, 424	Dinteldijk, 107, 0	San Pedro, 5, 308	Colombia, 122, 0	Antiochia, 42, 181
Haiti, 265 $\frac{1}{2}$, 794	Orduna, 85, 350	Deborah, 0, 4	Hollywood, 31, 0	Tuira, 51, 66
Ulua, 248, 194	Cristobal, 1,668, 888	Granville, 387, 0	Santa Rita, 322, 382	Colombie, 0, 538
President Cleveland, 416, 0	Eisenach, 12, 67	Erlangen, 86, 524	Buenaventura, 2,204, 679	New Orleans, 221, 0
Saarland, 23, 13	Toba Maru, 91, 0	San Simeon, 217, 0	Salvador, 945, 0	Santa Barbara, 225, 22
Tai Shan, 825, 41	Pres. Taft, 1 pkg., 24	Mantilla, 4,247, 0	Manizales, 935, 0	San Bernardino, 325, 0
Santa Rosa, 158, 2	Santa Clara, 206, 90	Uyo Maru, 610, 0	Oregon, 36, 42	Hopenger, 190, 0
Cordillera, 28, 1,526	Winnipeg, 200, 174	Cefalu, 2,211, 456	Colombia, 202, 1,434	Ancon, 1,780, 0
Cuba, 56, 303	Canadian Highlander, 0, 342	Nuevo Panama, 242, 145	Pres. Pierce, 345, 84	Irish, 760, 0
Kwansai Maru, 960, 75	Acacjutla, 531 $\frac{1}{2}$, 952	Fella, 130, 18	Nansenville, 0, 51	Loriga, 20, 780
Peten, 281, 6	Veragua, 508, 113	Glenpool, 686, 0	Nankai Maru, 1,381, 42	M. de Comillas, 111, 0
Bitterfeld, 55, 178	Santa Marta, 965, 308	Endurance, 0, 18	Santa Elena, 266, 40	Magallanes, 1 $\frac{1}{2}$, 209
Alaska, 521, 32	Baarn, 151, 19	Este, 68, 495	Quirigua, 20, 233	Charles Nelson, 483, 0
Nosa Prince, 0, 430	Crijnsen, 2, 275	Stella Lykes, 194, 133	Colombie, 60, 0	Santa Maria, 243, 783 $\frac{1}{2}$
Annie Johnson, 0, 273	Santa Paula, 447, 254	Narenta, 33, 146	Barneveld, 6, 206	Peten, 766, 4
Contessa, 0, 288	Calamares, 387, 412	Istmo, 664, 0	Hamsterdam, 249, 29	San Mateo, 500, 0
Real, 39, 16	Pastores, 74, 883	Zacapa, 587, 145	Minden, 28, 7	Nuevo Panama, 250, 0
Nuevo Panama, 225, 85	Cerigo, 1,165, 485	Quirigua, 535, 74	Portland, 8 pkgs., 630	Metapan, 1,068, 0
Crijnsen, 179, 6	Santa Elisa, 178, 160	Darian, 216, 0	Contessa, 248, 576	

BALBOA

Santa Clara, 2, 20	Santa Rita, 22, 10	Santa Paula, 56, 4	Rotorua, 51, 0
Sta. Maria, 12,741, 30	Abraham Lincoln, 562, 0	Antigua, 0, 52	Santa Elena, 160, 12
Pres. Lincoln, 0, 8	El Mirlo, 11,173, 0	Santa Elisa, 114, 10	Talamanca, 0, 13
Santa Barbara, 83, 170	California, 35, 0	Felix Taussig, 2,321, 0	Ludington, 602, 263
Real, 18, 0	Cali, $\frac{1}{2}$, 0	Granville, 613, 0	Ilocoma, 1,920, 0
Santa Ana, 137, 30	Iris, 78, 0	Anna Maersk, 145, 0	New Orleans, 203, 0
Chateau Thierry, 689, 358	Tai Shan, 108, 39	Glasgow Maru, 0, 8,641	Santa Barbara, 2, 0
Santa Lucia, 60, 48	Santa Inez, 183, 20	Virginia, 65, 0	Santa Maria, 131, 65
Talamanca, 74, 18	San Jose, 15, 321	Santa Clara, 154, 6	El Mirlo, 12,278, 0

Passengers

Ocean ship passengers disembarking at Cristobal numbered 1,520; embarking 2,097; at Balboa, 1,091 disembarking and 1,189 embarking. Passengers passing through the Canal from the Atlantic to the Pacific numbered 4,022, from the Pacific to the Atlantic, 5,058. Aircraft numbering 41 entered Cristobal, and 101 passengers disembarked; clearances were 42, with 78 passengers embarking; at Balboa 1 aircraft entered with 1 passenger disembarking; clearances, 1, with no passengers embarking.

Executive Order

Correction of Description of the Corundu Military Reservation, Canal Zone

Whereas certain lands situated in the Canal Zone were by Executive Order No. 3207 of December 30, 1919, set apart and assigned to the uses and purposes of a military reservation under the jurisdiction of the Secretary of War, which reservation is known as the Corundu Military Reservation and includes Fort Clayton, the Panama Arsenal, the Engineer Depot, the Post of Corozal, and Albrook Field; and

Whereas a recent survey of the said reservation has revealed errors and inaccuracies in the description thereof as contained in the said Executive order;

Now, therefore, by virtue of and pursuant to the authority vested in me as President of the United States, it is ordered that the description of the Corundu Military Reservation be, and it is hereby, corrected to read as follows: (This description, in detail, is omitted from publication in THE PANAMA CANAL RECORD; the entire order, including the description, is published in Supplement No. 27 to "Executive Orders Relating to The Panama Canal," issued June 15, 1934.)

The re-survey was made in the latter months of 1932 and the early months of 1933. The directions of the lines refer to the true meridian and were determined by deflection angles from known azimuths of the Canal Zone triangulation system. The magnetic declination was not recorded. The entire area is shown on Panama Canal map No. M-6102-78, dated September 1, 1933, on file at the Governor's office, Balboa Heights, Canal Zone, and the Department Engineer's office, Panama Canal Department, United States Army, Corozal, Canal Zone. The area of the reservation is: Parcel No. 1, 8,876 acres, more or less; Parcel No. 2, 254 acres, more or less; total area 9,130 acres, more or less.

Except as amended and modified by this order all the conditions of Executive Order No. 3207, dated December 30, 1919, shall remain in full force and effect.

FRANKLIN D. ROOSEVELT.

THE WHITE HOUSE,
May 21, 1934.

[No. 6713]

Movements of Ocean Vessels Through the Panama Canal

From midnight May 15, 1934, to midnight June 15, 1934

ATLANTIC TO PACIFIC

Ship	Date arrived	Date cleared	Nationality	Line (Charterer or operator)	Port		Cargo	
					From—	For—	Nature	Tons
Holland ^{1,3}	15	21	Amer.	U.S. Navy	Guantanamo, Cuba.	Balboa, C.Z.	Ballast	
Nautilus ⁷	15	21	Amer.	U.S. Navy	Guantanamo, Cuba.	Balboa, C.Z.	Ballast	
Bonita ⁷	15	21	Amer.	U.S. Navy	Guantanamo, Cuba.	Balboa, C.Z.	Ballast	
Dolphin ⁷	15	21	Amer.	U.S. Navy	Guantanamo, Cuba.	Balboa, C.Z.	Ballast	
Bass ⁷	15	21	Amer.	U.S. Navy	Guantanamo, Cuba.	Balboa, C.Z.	Ballast	
William Rockefeller ¹	15	16	Amer.	Standard Ship. Co.	New York, N.Y.	Los Angeles, Cal.	Ballast	
Beaconhill ¹	16	16	Amer.	Shell Oil Co.	Fall River, Mass.	Los Angeles, Cal.	Ballast	
Tuira ²	15		Pan.	Elliot Ship. & Land Co.	Cristobal, C.Z.	Balboa, C.Z.	Ballast	
San Lorenzo ²	15		Pan.	N. Pinel	Cristobal, C.Z.	Balboa, C.Z.	Ballast	
Real ²	15		Pan.	Elliot Ship. & Land Co.	Cristobal, C.Z.	Balboa, C.Z.	Ballast	
Ryoyo Maru ²	16	17	Jap.	Kawasaki K. Kaisha	Baltimore, Md.	Los Angeles, Cal.	Ballast	
President Lincoln	17	18	Amer.	Dollar Line	New York, N.Y.	Manila, P.I.	Gen., mach'y	2,215
Sandpiper ¹⁰			Amer.	U.S. Navy	Guantanamo, Cuba.	Balboa, C.Z.	Ballast	
Julia Luckenbach	17	17	Amer.	Luckenbach Line	Boston, Mass.	Seattle, Wash.	General	2,231
Monkleigh	17	17	Brit.	Anglo-Can. S.S. Co.	Barry, England	Portland, Oreg.	Ballast	
Adrastus	17	17	Brit.	Alfred Holt & Co.	Philadelphia, Pa.	Osaka, Japan	General	5,812
Gulfwax ¹	17	17	Amer.	Gulf Refining Co.	New York, N.Y.	Los Angeles, Cal.	Ballast	
Stedore	17	17	Amer.	Ore S.S. Corp.	New York, N.Y.	Cruz Gr'de, Chile	General	
Charles H. Cramp	17	17	Amer.	Argonaut S.S. Co.	New York, N.Y.	James Is., B.C.	Nitrates, gen.	5,205
Cities Service Toledo ¹	17	17	Amer.	Cities Ser. Transp. Co.	New York, N.Y.	Los Angeles, Cal.	Ballast	
Harold Walker ¹	17	18	Amer.	Standard Ship. Co.	Jacksonville, Fla.	Los Angeles, Cal.	Ballast	
Wright ¹⁴	17	18	Amer.	U.S. Navy	Guantanamo, Cuba.	Balboa, C.Z.	Ballast	
Agakisan Maru ²	18	18	Jap.	Mitsui & Co.	New York, N.Y.	Yawata, Japan	(¹⁴)	2,290
Silveryew ¹	18	18	Brit.	S. & J. Thompson	New York, N.Y.	Hongkong, China	General	5,525
Santa Barbara ²	17	19	Amer.	Grace Line	New York, N.Y.	Valparaiso, Chile	General	2,279
Chateau Thierry ¹	18		U.S. Army		New York, N.Y.	Balboa, C.Z.	General	256
Pirate ¹⁵	18		Pan.	E. J. Hooper	Cristobal, C.Z.	Gatun, C.Z.	Bananas	
Nevada ¹⁵	18	19	Amer.	U.S. Navy	Guantanamo, Cuba.	San Diego, Calif.	Ballast	
F. W. Abrams ¹	18	19	Amer.	Standard Ship. Co.	Norfolk, Va.	Los Angeles, Cal.	Ballast	
Lobos ²	18	19	Brit.	Pacific Steam Nav. Co.	Hull, England	Valparaiso, Chile	General	3,407
Scandia ¹	18	19	Dan.	Det. Danske Pet. Aki-tieselskab	Copenhagen, Den	Talara, Peru	Ballast	
Raby Castle ²	18	19	Brit.	Lancashire Ship. Co.	New York, N.Y.	Shanghai, China	General	877
Massmar	19	19	Amer.	Calmar Line	Baltimore, Md.	Seattle, Wash.	Steel, gen.	8,941
Iowan	19	19	Amer.	Amer.-Hawaiian Line	Boston, Mass.	Portland, Oreg.	General	2,588
Beaconil ¹	19	19	Amer.	Standard Ship. Co.	Baltimore, Md.	Los Angeles, Cal.	Ballast	
Oregon Express ²	19	19	Nor.	Fruit Express Line	Goth'burg, Swed.	Los Angeles, Cal.	Ballast	
Avocet ¹⁰	16	19	Amer.	U.S. Navy	Guantanamo, Cuba.	Balboa, C.Z.	Ballast	
Lapwing ¹⁰		19	Amer.	U.S. Navy	Cristobal, C.Z.	Corinto, Nic.	Ballast	
Santa Lucia	19	20	Amer.	Panama Mail S.S. Co.	Philadelphia, Pa.	Seattle, Wash.	Coffee, gen.	2,462
Nuevo Panama ²	11	20	Pan.	Elliot Ship. & Land Co.	Cristobal, C.Z.	B'ventura, Col.	General	200
Virgilio ²	20	20	Ital.	Societa Italia	Genoa, Italy	Valparaiso, Chile	General	512
Ruabine	20	20	Brit.	N.Z. Shipping Co.	London, Eng.	Auckland, N.Z.	General	2,729
Winkleigh	19	20	Brit.	Tatem Steam Nav. Co.	Barry, England	Vancouver, B.C.	Ballast	
Iris	19	20	Neth.	Royal Neth. S.S. Co.	Curacao, D.W.I.	B'ventura, Col.	General	253
Point Palmas	19	20	Amer.	Swayne & Hoyt	Houston, Tex.	Seattle, Wash.	General	5,414
Samuel Bakke ²	20	20	Nor.	The Cascade Line	Copenhagen, Den	Vancouver, B.C.	Wood pulp	3,025
Salvador	12	20	Brit.	Pacific Steam Nav. Co.	Cristobal, C.Z.	Champ'ico, Guat.	General	608
Caterina ¹	20	21	Brit.	Lisardo Garcia	Belize, Honduras	Balboa, C.Z.	Ballast	
Abraham Lincoln ²	20	21	Nor.	Fred Olsen Line	Oslo, Norway	Vancouver, B.C.	General	4,674
San Lorenzo ²	19		Pan.	N. Pinel	Cristobal, C.Z.	Balboa, C.Z.	Ballast	
West Mahwah	20	21	Amer.	McCormick S.S. Co.	Buenos Aires, Arg.	S. Francisco, Cal.	General	3,215
Brandanger ²	20	21	Nor.	General S.S. Corp.	Buenos Aires, Arg.	Vancouver, B.C.	General	3,448
William A. McKenney	21	21	Amer.	McCormick S.S. Co.	Albany, N.Y.	Seattle, Wash.	General	2,983
Tongking ²	21	21	Dan.	Garson Steel Corp.	Mobile, Ala.	Yawata, Japan	Scrap iron	8,503
Swiftscout ¹	20	21	Amer.	C. D. Mallory & Co.	NewHaven, Conn.	Los Angeles, Cal.	Ballast	
Montevideo Maru ²	20	21	Jap.	Osaka Shosen Kaisha	Montevideo, Uru.	Kobe, Japan	General	4,104
Noreg ^{2,2}	21	21	Nor.	H. M. Wrangell & Co.	Hayre, France	La Libertad, Ecu.	Ballast	
Manizales	14	21	Ger.	North German Lloyd	Cristobal, C.Z.	Guayaquil, Ecuador	General	524
Havel ²	20	21	Ger.	North German Lloyd	Hamburg, Ger.	Portland, Oreg.	General	3,732
Peter Maersk ²	21	22	Dan.	Isbrandtsen-Moller Co.	Boston, Mass.	Cebu, P.I.	General	5,691
India ²	22	22	Dan.	East Asiatic Co.	Copenhagen, Den	S. Francisco, Cal.	Ballast	
Elmworth ²	22	22	Brit.	Canadian Transp. Co.	St. Kitts, B.W.I.	Vancouver, B.C.	Sugar	7,000
Moldavia ²	22	22	Brit.	Donaldson Brothers	Glasgow, Scot.	Vancouver, B.C.	General	847
Geisha ²	22	22	Nor.	Knut Knutsen O.A.S.	Oslo, Norway	Valparaiso, Chile	General	3,406
Hale, No. 133 ⁹	17		Amer.	U.S. Navy	Guantanamo, Cuba.	Balboa, C.Z.	Ballast	
Buchanan, No. 131 ⁹	17		Amer.	U.S. Navy	Guantanamo, Cuba.	Balboa, C.Z.	Ballast	
Nefraskan	22	23	Amer.	Amer.-Hawaiian Line	Boston, Mass.	Seattle, Wash.	General	2,271
Kofuku Maru	22	23	Jap.	Kokusai Kisen Kaisha	Jacksonville, Fla.	Yokohama, Jap.	(¹⁸)	7,619

¹ Tanker. ² Motor ship. ³ Motor schooner. ⁷ Submarine. ⁸ Transport. ⁹ Destroyer. ¹⁰ Mine sweeper. ¹¹ Sub. tender. ¹⁴ Aircraft tender. ¹⁵ Battleship. ¹⁶ Scrap steel, general. ¹⁷ And return to Cristobal. ¹⁸ Rosin, scrap steel, asbestos.

ATLANTIC TO PACIFIC—Continued

Ship	Date arrived	Date cleared	Nationality	Line (Charterer or operator)	Port		Cargo	
					From—	For—	Nature	Tons
Norfolk Maru	23	23	Jap.	Kawasaki K. Kaisha	Tampa, Fla.	Moji, Japan.	(15)	6,262
Brynje	23	23	Nor.	Canadian Transp. Co.	Dublin, Ireland.	Los Angeles, Cal.	Ballast	
Gulfpenn	23	23	Amer.	Gulf Refining Co.	New York, N.Y.	Los Angeles, Cal.	Ballast	
Vanja	23	23	Nor.	H. D. Simonsen	Habana, Cuba.	Los Angeles, Cal.	Ballast	
Malay	23	23	Amer.	U.S. Navy	Norfolk, Va.	Los Angeles, Cal.	Ballast	
Sambu	22	23	Pan.	Elliot Ship. & Land Co.	Cristobal, C.Z.	Balboa, C.Z.	Ballast	
Real	22	23	Pan.	Elliot Ship. & Land Co.	Cristobal, C.Z.	Pto. Arm'les, R.P.	General	18
Mary Ann	23	24	Amer.	Sudden & Christenson	Cristobal, C.Z.	Balboa, C.Z.	Ballast	
Helen Whittier	23	24	Amer.	Sudden & Christenson	Baltimore, Md.	Los Angeles, Cal.	General	2,700
Pomona	23	24	Amer.	Nacirema Oper. Co.	Boston, Mass.	Tacoma, Wash.	General	1,947
Susan V. Luckenbach	24	24	Amer.	Luckenbach Line	Boston, Mass.	Seattle, Wash.	General	2,602
Antioquia	23	24	Col.	Colombian Govt.	Cartagena, Col.	B'ventura, Col.	Ballast	
Sacramento Valley	24	24	Brit.	Reardon Smith Line	New York, N.Y.	Vancouver, B.C.	Ballast	
San Clemente	23	24	Amer.	Quaker S.S. Line	New York, N.Y.	Tacoma, Wash.	General	2,371
Everleigh	24	24	Brit.	Anglo-Can. Ship. Co.	Barry, England.	Vancouver, B.C.	Ballast	
Bennekom	24	24	Neth.	Royal Neth. S.S. Co.	Hamburg, Ger.	Corral, Chile	General	1,513
Mercury Sun	24	24	Amer.	Sun Oil Co.	Chester, Pa.	Los Angeles, Cal.	Ballast	
Atlanta City	24	25	Amer.	Isthmian S.S. Lines	Portland, Me.	Seattle, Wash.	Steel, gen.	7,226
President Monroe	25	25	Amer.	Dollar Line	New York, N.Y.	S. Francisco, Cal.	General	2,598
California	25	25	Amer.	Panama-Pacific Line	New York, N.Y.	S. Francisco, Cal.	General	2,257
Glasgow Maru	24	25	Jap.	Kokusai Kisen Kaisha	Savannah, Ga.	Japan	Ballast	
Chilore	23	25	Amer.	Ore S.S. Corp.	Baltimore, Md.	Cruz Gr'de, Chile	Ballast	
Athelprince	24	25	Brit.	United Molasses Co.	Albany, N.Y.	Los Angeles, Cal.	Ballast	
City of Roubaix	25	25	Brit.	Ellerman & Bucknall	Baltimore, Md.	Dairen, China.	General	4,321
Wellington Court	25	25	Brit.	Canadian Transp. Co.	Sunderland, Eng.	Portland, Oreg.	Ballast	
Hoegh Trader	25	25	Nor.	La Generale Co.	Antwerp, Belg.	Hongkong, China	General	7,697
Bessemer City	25	25	Amer.	Isthmian S.S. Lines	Mobile, Ala.	Shanghai, China.	General	6,550
Hansa	25	25	Ger.	Campos, Madrid.	Birkenhead, Eng.	Los Angeles, Cal.	Ballast	
Pacific Commerce	25	26	Brit.	Canadian Transp. Co.	London, Eng.	Vancouver, B.C.	Ballast	
Pirate	25	25	Pan.	E. J. Hooper	Cristobal, C.Z.	Gatun, C.Z.	Bananas	
Crowninshield, No. 134	17	25	Amer.	U.S. Navy	Guantanamo, Cuba.	Balboa, C.Z.	Ballast	
Belpamela	26	26	Nor.	Christen Smith's Co.	Baltimore, Md.	Los Angeles, Cal.	Ballast	
T. J. Williams	26	26	Amer.	Standard Ship. Co.	Caripito, Venez.	Tocopilla, Chile.	(16)	11,102
Tuscanstar	25	26	Brit.	Blue Star Line	London, Eng.	Auckland, N.Z.	Ballast	
Harpoon	25	26	Amer.	Shepard S.S. Co.	N. Bedford, Conn.	Seattle, Wash.	General	5,942
Orville Hard-en	26	26	Danz.	W. Tankerschiff Rhed'l.	Havre, France.	Talara, Peru	Ballast	
Flomar	26	26	Amer.	Calmar Line	Baltimore, Md.	Seattle, Wash.	Steel, gen.	5,755
Santa Inez	25	26	Amer.	Grace Line	New York, N.Y.	Taleahuano, Chile	General	2,724
Joseph Seep	25	26	Amer.	Standard Ship. Co.	Aruba, D.W.I.	Los Angeles, Cal.	Ballast	
San Jose	24	27	Fr.	French Line	Newcastle, Eng.	Vancouver, B.C.	Coke, gen.	3,842
American	26	26	Amer.	Amer-Hawaiian Line	Boston, Mass.	Portland, Oreg.	General	1,730
Brilliant	26	26	Amer.	Stand. Vacuum Tr'p.	New York, N.Y.	Los Angeles, Cal.	Ballast	
Spewald	25	27	Ger.	Hamburg-Amer. Line	Hamburg, Ger.	Corral, Chile	General	2,045
Potter	26	27	Amer.	Roosevelt S.S. Co.	Baltimore, Md.	Shanghai, China.	(17)	4,483
Juanita	26	27	Venez.	Shell Oil Co.	Curacao, D.W.I.	Balboa, C.Z.	Gasoline	2,072
Yoseric	26	27	Brit.	Long Is. Mach. & E.	Baltimore, Md.	Yokohama, Jap.	Serap iron.	7,259
Hororata	26	27	Brit.	N.Z. Shipping Co.	London, Eng.	N. Plymouth, N.Z.	General	4,131
Trondanger	27	27	Nor.	Interocean S.S. Line	Rotterdam, Neth.	Vancouver, B.C.	Cement	212
Georgian	27	27	Amer.	Williams S.S. Line	Baltimore, Md.	Seattle, Wash.	General	2,060
Mobile City	27	27	Amer.	Isthmian S.S. Lines	Philadelphia, Pa.	Nawiliwili, T.H.	General	6,323
Dean Emery	27	27	Amer.	Standard Ship. Co.	Jacksonville, Fla.	Los Angeles, Cal.	Ballast	
Pacific Shipper	27	28	Brit.	Furness Withy & Co.	Glasgow, Scot.	Vancouver, B.C.	General	619
Hugoton	27	27	Amer.	U.S. Navy	Newp't News, Va.	Los Angeles, Cal.	Ballast	
Santa Catalina	16	28	Amer.	Panama Mail S.S. Co.	Cristobal, C.Z.	S. Francisco, Cal.	General	817
Athelregent	27	28	Brit.	P. Drewery	Havre, France.	La Libertad, Ecua.	Ballast	
Aurora	25	28	Swed.	West Indian Trad. Co.	Aalborg, Den.	Acajutla, Salv.	Cement, flour	5,390
Durazzo	19	28	Ger.	Hamburg-Amer. Line	Cristobal, C.Z.	Guayaquil, Ecua.	General	601
Mary Ann	28	28	Amer.	U.S. Navy	Cristobal, C.Z.	Balboa, C.Z.	Ballast	
J-26	28	28	Amer.	U.S. Army	Cristobal, C.Z.	Gatun, C.Z.	Ballast	
Nosa Prince	28	29	Amer.	N.O. & S.A. S.S. Line	New York, N.Y.	Taleahuano, Chile	Gen. lub. oil	1,565
Bitterfeld	28	29	Ger.	Hamburg-Amer. Line	Hamburg, Ger.	Vancouver, B.C.	General	4,477
Hindanger	28	29	Nor.	Interocean S.S. Line	Rotterdam, Neth.	Guayaquil, Ecua.	Psgrs. only	
Port Hardy	28	29	Brit.	Com'lth & Dom. Line	Liverpool, Eng.	Brisbane, Aus'lia	General	6,300
Huguenot	28	29	Amer.	Richfield Oil Co.	Mobile, Ala.	Los Angeles, Cal.	Ballast	
Pan-Norway	28	29	Nor.	Pan-Amer. Pet. Co.	Falmouth, Eng.	Talara, Peru	Ballast	
Virginian	29	29	Amer.	Amer-Hawaiian Line	Boston, Mass.	Seattle, Wash.	Gen. autos.	1,700
Istmo	29	29	Pan.	Elliot Ship. & Land Co.	Manare, Col.	Tumaco, Col.	Salt	615
Athelcrown	29	30	Brit.	United Molasses Co.	Birkenhead, Eng.	Los Angeles, Cal.	Ballast	
Pasajero	28	30	Hon.	F. Beltram	Pto. Castilla, Hon.	Amapala, Hond.	Ballast	
Sinnington Court	29	30	Brit.	Canadian Transp. Co.	N. Shields, Eng.	Portland, Oreg.	Ballast	
Halsey	29	30	Amer.	Shell Oil Co.	Fall River, Mass.	Los Angeles, Cal.	Ballast	
Svealand	30	30	Swed.	Ore S.S. Corp.	Baltimore, Md.	Cruz Gr'de, Chile	Ballast	

¹ Tanker. ² Motor ship. ³ Motor schooner. ⁴ Launch. ⁵ Destroyer. ¹³ Crane. ¹⁴ And return to Cristobal.
¹⁵ Phosphate, cotton. ¹⁶ Diesel and fuel oil. ¹⁷ Autos, steel, general.

ATLANTIC TO PACIFIC—Continued

Ship	Date arrived	Date cleared	Nationality	Line (Charterer or operator)	Port		Cargo	
					From—	For—	Nature	Tons
Emidio ¹	30	30	Amer.	General Pet. Co.	Philadelphia, Pa.	Los Angeles, Cal.	Ballast	
California Express ²	30	30	Nor.	Fruit Express Line	London, Eng.	Los Angeles, Cal.	Ballast	
Ervinen	30	30	Nor.	Commercial Metal Co.	New Orleans, La.	Yokohama, Jap.	Serap iron	9,517
Nuevo Panama ²	29	30	Pan.	Elliot Ship. & Land Co.	Cristobal, C.Z.	B'ventura, Col.	General	100
San Lorenzo ²	29		Pan.	N. Pinel	Cristobal, C.Z.	Balboa, C.Z.	Ballast	
Sambu ²	29		Pan.	Elliot Ship. & Land Co.	Cristobal, C.Z.	Balboa, C.Z.	Ballast	
Real ²	29	30	Pan.	Elliot Ship. & Land Co.	Cristobal, C.Z.	Pto. Arm'les, R.P.	General	16
Orduna	30	31	Brit.	Pacific Steam Nav. Co.	Liverpool, Eng.	Valparaiso, Chile	General	2,621
Dinteldijk ²	30	31	Neth.	Holland-Amer. Line	Rotterdam, Neth.	Vancouver, B.C.	General	1,102
President Taft	31	1	Amer.	Dollar Line	New York, N.Y.	S. Francisco, Cal.	General	2,198
Tokai Maru ²	31	31	Jap.	Osaka Shosen Kaisha	Philadelphia, Pa.	Kobe, Japan	(¹⁴)	7,033
King Malcolm ²	31	31	Brit.	British Motorship Co.	Cardiff, Eng.	Los Angeles, Cal.	Ballast	
Ardmore ²	31	31	Amer.	U.S. Navy	Norfolk, Va.	Los Angeles, Cal.	Ballast	
Retriever ²			Amer.	U.S. Navy	Cristobal, C.Z.	Balboa, C.Z.	Ballast	
Aaron Ward, No. 132. ⁹	17		Amer.	U.S. Navy	Guantanamo, Cuba	Balboa, C.Z.	Ballast	
Mathew Luckenbach	31	1	Amer.	Luckenbach Line	Boston, Mass.	Seattle, Wash.	General	2,614
West Cactus	31	1	Amer.	McCormick S.S. Line	Albany, N.Y.	Seattle, Wash.	Steel, gen.	3,523
Greylock	31	1	Amer.	Luckenbach Line	Mobile, Ala.	Seattle, Wash.	General	6,059
Janeta	1	1	Brit.	MacLay & McIntyre	Montreal, Can.	Vancouver, B.C.	Ballast	
Australien ²	1	1	Dan.	East Asiatic Co.	New York, N.Y.	Kobe, Japan	Serap steel	8,530
Trinmountain ²	1	1	Amer.	Shell Terminal Corp.	New York, N.Y.	Los Angeles, Cal.	Ballast	
Santa Clara	31	2	Amer.	Grace Line	New York, N.Y.	Valparaiso, Chile	General	2,393
Point Bonita	1	1	Amer.	Gulf-Pacific Line	Lake Charles, La.	S. Francisco, Cal.	Paper, pipe	2,712
Mary Ann ²			Amer.	U.S. Navy	Cristobal, C.Z.	Gatun, C.Z.	Ballast	
Motor Sailer			Amer.	U.S. Navy	Cristobal, C.Z.	Gatun, C.Z.	Ballast	
Pirate ²	1		Pan.	E. J. Hooper	Cristobal, C.Z.	Gatun, C.Z. ¹⁵	Bananas	
Siljestad ²	1	2	Nor.	Fern Line	Gulf ports	Kobe, Japan	Cotton, lead	6,064
Sheaf Crown	2	2	Brit.	Funch Eyde & Co.	New York, N.Y.	Melbourne, Aus.	General	5,079
Montanan	2	2	Amer.	Amer-Hawaiian Line	Boston, Mass.	Portland, Oreg.	General	2,008
District of Columbia ¹	2	2	Amer.	Standard Ship. Co.	Jacksonville, Fla.	Los Angeles, Cal.	Ballast	
J-26 ⁵			Amer.	U.S. Army	Cristobal, C.Z.	Gatun, C.Z.	Ballast	
Santa Paula	2	3	Amer.	Panama Mail S.S. Co.	New York, N.Y.	Seattle, Wash.	General	1,581
Tai Yang ²	2	3	Nor.	Barber-Wilhelmsen	Boston, Mass.	Yokohama, Jap.	General	4,227
Standard ²	2	3	Amer.	Standard Oil Co.	Newp't News, Va.	Los Angeles, Cal.	Ballast	
Acajutla	25	3	Brit.	Pacific Steam Nav. Co.	Cristobal, C.Z.	Champanio, Guat.	General	952
Cali	25	3	Ger.	North German Lloyd	Cristobal, C.Z.	Guayaquil, Ecuador	General	433
King James ²	3	3	Brit.	Canadian Transp. Co.	Montreal, Can.	N. Westminster, B.C.	General	8,900
C. O. Stillman ²	3	3	Brit.	International Pet. Co.	Halifax, N.S.	Talara, Peru	Ballast	
Nyholm ²	3	3	Nor.	Scand. S. Pac. Line	Oslo, Norway	Talcahuano, Chile	(¹⁶)	555
Gregalia	4	4	Brit.	Donaldson Line	Glasgow, Scot.	Vancouver, B.C.	General	843
Fort James ²	3	5	Brit.	Hudson Bay Co.	St. Johns, Newf'd	Vancouver, B.C.	Ballast	
Turicum ²	4	4	Nor.	Anglo-Saxon Pet. Co.	Plymouth, Eng.	Los Angeles, Cal.	Ballast	
Col. Riche ²			Amer.	U.S. Army	Cristobal, C.Z.	Balboa, C.Z.	Ballast	
J-26 ⁵			Amer.	U.S. Army	Cristobal, C.Z.	Gatun, C.Z.	Ballast	
Pirate ²	4		Pan.	E. J. Hooper	Cristobal, C.Z.	Gatun, C.Z. ¹⁵	Bananas	
Ionic	4	5	Brit.	Shaw, Savill & Albion	London, Eng.	Auckland, N.Z.	General	4,175
John Worthington ²	4	5	Amer.	The Texas Co.	Aruba, D.W.I.	Los Angeles, Cal.	Fuel oil	9,825
Southern Sun ²	4	5	Amer.	Sun Oil Co.	Chester, Pa.	Los Angeles, Cal.	Ballast	
Hamm	5	5	Ger.	Hamburg-Amer. Line	Hamburg, Ger.	Mollendo, Peru	Ballast	
Granville ²	5	6	Pan.	Fred Olsen Line	Oslo, Norway	Vancouver, B.C.	General	2,635
Lionel ²	4	5	Nor.	Alf. Moho	Boston, Mass.	Los Angeles, Cal.	Ballast	
Panaman	5	5	Amer.	Amer-Hawaiian Line	Boston, Mass.	Seattle, Wash.	General	1,952
San Pedro	5	5	Fr.	French Line	Dunkirk, France	Corral, Chile	General	1,345
Chester Sun ²	5	6	Amer.	Sun Oil Co.	Chester, Pa.	Los Angeles, Cal.	Ballast	
Maud ²	5	6	Nor.	Hjalmar Roed & Co.	St. Johns, Newf'd	Pukow, China	(¹⁷)	4,323
Gen. M. H. Sherman	6	6	Amer.	Matson Nav. Co.	New Orleans, La.	S. Francisco, Cal.	(¹⁸)	3,345
Rhexenor	6	6	Brit.	Ocean S.S. Co.	New York, N.Y.	Osaka, Japan	General	4,615
Steel Worker	6	6	Amer.	Isthmian S.S. Lines	Swansea, Eng.	Vancouver, B.C.	General	8,504
San Simeon	5	6	Amer.	Quaker S.S. Line	New York, N.Y.	Tacoma, Wash.	General	2,857
E. J. Bullock ²	6	6	Amer.	Standard Ship. Co.	Baltimore, Md.	Los Angeles, Cal.	Ballast	
Lebere	4	6	Amer.	Ore S.S. Corp.	Newp't News, Va.	Cruz Gr'de, Chile	Ballast	
Erlangen	5	6	Ger.	North German Lloyd	Hamburg, Ger.	Valparaiso, Chile	General	3,841
Real ²	5		Pan.	Elliot Ship. & Land Co.	Cristobal, C.Z.	Balboa, C.Z.	Ballast	
Sambu ²	5		Pan.	Elliot Ship. & Land Co.	Cristobal, C.Z.	Balboa, C.Z.	Ballast	
Fella ²	6	7	Ital.	Nav. Libera-Triestina	Trieste, Italy	Vancouver, B.C.	Cork, gen.	3,180
Asuka Maru ²	7	7	Jap.	Nippon Yusen Kaisha	Philadelphia, Pa.	Kobe, Japan	General	8,988
Tairoa	7	7	Brit.	Shaw, Savill & Albion	Liverpool, Eng.	Pt. Chalmers, N.Z.	General	6,685
Lillian Luckenbach	7	7	Amer.	Luckenbach Line	Boston, Mass.	Tacoma, Wash.	General	2,382
Mevania ²	7	7	Amer.	Shell Oil Co.	New York, N.Y.	Los Angeles, Cal.	Ballast	
Traviata	7	7	Ital.	Ind. Nav. Soc. Anonima	Genoa, Italy	Callao, Peru	(¹⁹)	178
Tyr ²	7	8	Nor.	Isbrandtsen Moller Co.	New York, N.Y.	Kobe, Japan	General	1,042

¹ Tanker. ² Motor ship. ³ Motor schooner. ⁴ Launch. ⁵ Destroyer. ⁶ Crane. ⁷ Phosphate, general. ⁸ And return to Cristobal. ⁹ Cement, wood pulp, explosives. ¹⁰ Steel rails, fish plates. ¹¹ Steel plates and bars. ¹² Airplane accessories.

ATLANTIC TO PACIFIC—Continued

Ship	Date arrived	Date cleared	Nationality	Line (Charterer or operator)	Port		Cargo	
					From—	For—	Nature	Tons
Rossington Court.	7	8	Brit...	Canadian Transp. Co.	Sunderland, Eng.	Portland, Oreg.	Ballast	
President Van Buren.	8	8	Amer.	Dollar Line.	New York, N.Y.	S. Francisco, Cal.	General	2,358
Chattanooga City.	7	8	Amer.	Isthmian S.S. Lines	Baltimore, Md.	Singapore, St. Set.	Steel, gen.	5,258
Point Clear.	8	8	Amer.	Gulf Pacific Line.	New Orleans, La.	Seattle, Wash.	General	4,348
Virginia.	8	8	Amer.	Panama-Pacific Line.	New York, N.Y.	S. Francisco, Cal.	General	1,827
Hakonesan Maru.	8	8	Jap.	Mitsui & Co.	New York, N.Y.	Yokohama, Jap.	Cotton, gen.	8,223
Romey.	8	8	Brit.	Chilean Nitrate Co.	Baltimore, Md.	Ant'fagasta, Chile	Ballast	
Barbara Cates.	8	8	Amer.	Sudden & Christenson	Jacksonville, Fla.	Tacoma, Wash.	General	3,068
Este.	7	9	Ger.	North German Lloyd.	Bremen, Ger.	Los Angeles, Cal.	General	2,324
Meton.	8	8	Amer.	Shell Oil Co.	Newp't News, Va.	Los Angeles, Cal.	Ballast	
Pirate.	8	8	Pan.	E. J. Hooper.	Cristobal, C.Z.	Gatun, C.Z. ¹³	Bananas.	
Col. Riche.	8	8	Amer.	U.S. Army.	Cristobal, C.Z.	Balboa, C.Z.	Ballast	
Launch.	8	8	Amer.	U.S. Navy.	Cristobal, C.Z.	Balboa, C.Z.	Ballast	
Nuevo Panama.	5	9	Pan.	Elliot Ship. & Land Co.	Cristobal, C.Z.	B'ventura, Col.	General	140
Hollywood.	8	9	Amer.	McCormick S.S. Co.	Rosario, Arg.	Los Angeles, Cal.	General	2,598
Oregon.	9	9	Fr.	French Line.	Dunkirk, France.	Vancouver, B.C.	General	6,084
Mantilla.	9	9	Nor.	United Fruit Co.	Almirante, R.P.	Balboa, C.Z.	Drydocking	
Santa Rita.	8	9	Amer.	Grace Line.	New York, N.Y.	Valparaiso, Chile.	General	2,759
Tamiahua.	9	9	Amer.	Standard Ship. Co.	Providence, R.I.	Los Angeles, Cal.	Ballast	
Kinai Maru.	9	9	Jap.	Mitsubishi Dockyard.	Boston, Mass.	Kobe, Japan	General	5,938
Canadian Victor.	9	10	Brit.	Can. Nat. Steamships	Montreal, Can.	Lyttleton, N.Z.	General	3,539
Texan.	9	10	Amer.	Amer.-Hawaiian Line.	Boston, Mass.	Seattle, Wash.	General	1,900
Pacific Ranger.	9	10	Brit.	Furness Withy & Co.	Manchester, Eng.	Vancouver, B.C.	General	406
Avance.	26	10	Pan.	A. M. Stanton	Colon, R.P.	Balboa, C.Z.	Ballast	
Wind Rush.	9	10	Amer.	Shepard S.S. Line.	Boston, Mass.	Seattle, Wash.	General	4,370
Javanese Prince.	10	10	Brit.	Prince Line, Ltd.	Baltimore, Md.	Java, D.E.I.	General	1,348
Texmar.	10	10	Amer.	Calmar S.S. Corp.	Baltimore, Md.	Seattle, Wash.	Steel, gen.	7,167
Vilja.	10	10	Nor.	Halfdan Ditlev-Simonsen & Co.	Fall River, Mass.	Los Angeles, Cal.	Ballast	
Forbes Hauptman.	10	10	Amer.	McCormick S.S. Co.	Philadelphia, Pa.	Tacoma, Wash.	Steel, gen.	2,669
Hadleigh.	10	11	Brit.	Anglo-Can. Ship. Co.	Barry, England.	Vancouver, B.C.	Ballast	
Constance Chandler.	11	11	Amer.	Matson Nav. Co.	New York, N.Y.	Honolulu, T.H.	Ballast	
Cathwood.	11	11	Amer.	Union Oil Co.	Tiverton, R.I.	Los Angeles, Cal.	Ballast	
Ludington.	10	12	Amer.	U.S. Army.	Brooklyn, N.Y.	Honolulu, T.H.	Supplies	3,013
Grainot.	11	11	Brit.	R. Chapman & Sons.	New York, N.Y.	Vancouver, B.C.	Ballast	
Barneveld.	11	11	Neth.	Royal Neth. S.S. Co.	Hamburg, Ger.	Corral, Chile	General	1,697
Cerigo.	3	11	Ger.	Hamburg-Amer. Line.	Cristobal, C.Z.	Guayaquil, Ecuador	General	485
Fernlane.	11	11	Nor.	Fearnley & Eger	New Orleans, La.	Shanghai, China	Cotton	4,736
Pirate.	11	11	Pan.	E. J. Hooper.	Colon, R.P.	Gatun, C.Z. ¹³	Bananas.	
J-26.	11	11	Amer.	U.S. Army.	Cristobal, C.Z.	Gatun, C.Z.	Ballast	
Lapwing.	11	12	Amer.	U.S. Navy.	Cristobal, C.Z.	Balboa, C.Z.	(¹⁴)	
Damsterdyk.	11	12	Neth.	Holland-Amer. Line.	Rotterdam, Neth.	Portland, Oreg.	General	1,360
Soyo Maru.	11	12	Jap.	Kawasaki K. Kaisha	Baltimore, Md.	Yokohama, Jap.	Ballast	
Willso.	11	12	Amer.	Amer.-Hawaiian Line.	Charleston, S.C.	Seattle, Wash.	General	2,179
Derna.	13	13	Brit.	British Government.	Bermada, B.W.I.	Vancouver, B.C.	Ballast	
City of Norwich.	12	13	Brit.	Ellerman Hall Lines.	Paulsboro, N.J.	Brisbane, Aus'lia.	Gen., mach'y	4,762
Memphis City.	13	13	Amer.	Isthmian S.S. Lines.	Portland, Me.	Tacoma, Wash.	(¹⁵)	4,552
Robin Adair.	13	13	Amer.	Luckenbach Line.	Houston, Tex.	Seattle, Wash.	General	5,500
Borgestad.	13	13	Nor.	Canadian Transp. Co.	Botwood, New'd	Selby, Calif.	Concentrates	4,928
Silvercedar.	13	13	Brit.	Canadian Transp. Co.	Houston, Tex.	Tacoma, Wash.	Newsprint.	1,844
San Lorenzo.	12	13	Pan.	A. Valdez	Cristobal, C.Z.	Balboa, C.Z.	Ballast	
Sambu.	12	13	Pan.	Elliot Ship. & Land Co.	Cristobal, C.Z.	Balboa, C.Z.	Ballast	
Tuira.	12	13	Pan.	Elliot Ship. & Land Co.	Cristobal, C.Z.	Pto. Arm'les, R.P.	General	60
Pirate.	13	13	Pan.	E. J. Hooper.	Colon, R.P.	Gatun, C.Z. ¹³	Bananas.	
Col. Riche.	13	13	Amer.	U.S. Army.	Cristobal, C.Z.	Gatun, C.Z.	Towing barge	
Rangitiki.	13	14	Brit.	N.Z. Shipping Co.	London, Eng.	Wellington, N.Z.	General	2,662
President Cleveland.	14	15	Amer.	Dollar Line.	New York, N.Y.	Manila, P.I.	General	2,164
Loriga.	13	14	Brit.	Pacific Steam Nav. Co.	Hull, England	Corral, Chile	General	4,603
San Bernardino.	13	14	Amer.	States S.S. Co.	New York, N.Y.	Seattle, Wash.	General	2,711
K. R. Kingsbury.	13	14	Amer.	Standard Ship. Co.	Baltimore, Md.	Los Angeles, Cal.	Ballast	
Taybank.	14	14	Brit.	Bank Line, Ltd.	Boston, Mass.	Kobe, Japan	General	5,200
D. G. Scofield.	14	14	Amer.	Standard Ship. Co.	Providence, R.I.	Los Angeles, Cal.	Ballast	
D. L. Harper.	14	14	Danz.	W. Tankschiff Rhed'i.	Havre, France.	Talara, Peru	Ballast	
S. M. Spalding.	14	14	Amer.	Standard Ship. Co.	Charleston, S.C.	Los Angeles, Cal.	Ballast	
Cressington Court.	14	14	Brit.	Canadian Transp. Co.	London, Eng.	Vancouver, B.C.	Ballast	
Charles Nelson.	14	14	Amer.	Nelson Line	New York, N.Y.	Seattle, Wash.	(¹⁶)	2,617
Balboa.	15	15	Swed.	Johnson Line	Goth'burg, Swed.	Honolulu, T.H.	(¹⁷)	4,117
Pat Doheny.	15	15	Amer.	Richfield Oil Co.	Marcus Hook, Pa.	Los Angeles, Cal.	Ballast	
Amerikaland.	15	15	Swed.	Ore S.S. Corp.	Baltimore, Md.	Cruz Gr'de, Chile	Ballast	
Santa Maria.	14	16	Amer.	Grace Line.	New York, N.Y.	Valparaiso, Chile.	General	2,473
Gothic Star.	15	15	Brit.	Blue Star Line.	Newcastle, Eng.	Vancouver, B.C.	Ballast	
Gen. Wm. M. Graham.	15	15	Amer.	U.S. Army.	Cristobal, C.Z.	Balboa, C.Z.	Ballast	

¹ Tanker. ² Motor ship. ³ Motor schooner. ⁴ Launch. ⁵ Yacht. ⁶ Transport. ⁷ Mine sweeper. ⁸ Mine planter. ⁹ Cruiser. ¹⁰ And return to Cristobal. ¹¹ Towing barge No. 2. ¹² Steel, tin, general. ¹³ Steel, coal, general. ¹⁴ Fertilizer, general.

PACIFIC TO ATLANTIC

Ship	Date arrived	Date cleared	Nationality	Line (Charterer or operator)	Port		Cargo	
					From—	For—	Nature	Tons
Santa Clara.....	16	16	Amer.	Grace Line.....	Valparaiso, Chile.	New York, N.Y.	General.....	4,440
Santa Diego.....	16	16	Amer.	States S.S. Co.....	Portland, Oreg.	Philadelphia, Pa.	Lumber, gen.	2,730
Santa Cecilia.....	16	16	Amer.	Argonaut S.S. Co.....	Seattle, Wash.	New York, N.Y.	Lumber, gen.	3,422
Horace Luckenbach.....	16	16	Amer.	Luckenbach Line.....	Seattle, Wash.	Boston, Mass.	General.....	6,944
Laurits Swenson ¹	16	17	Nor.	Fred Olsen & Co.....	Vancouver, B.C.	Oslo, Norway	Wheat, gen.	7,642
Moveria ²	16	17	Brit.	Donaldson Brothers.....	Vancouver, B.C.	Glasgow, Scot.	General.....	5,495
Taranger ³	16	16	Nor.	Interocean Line.....	Vancouver, B.C.	Rotterdam, Neth.	(¹⁶)	7,117
Santa Catalina ⁴	16	16	Amer.	Grace Line-Panama Mail Service.	S. Francisco, Cal.	Cristobal, C.Z.	General.....	747
Losada ⁵	16	16	Brit.	Pacific Steam Nav. Co.	Corral, Chile.	Hull, England.	General.....	7,728
Harpasa.....	16	16	Brit.	J. & C. Harrison.....	Vancouver, B.C.	Liverpool, Eng.	Lumber, gen.	7,600
Lebore.....	17	17	Amer.	Ore S.S. Corp.....	Cruz Gr'de, Chile	Baltimore, Md.	Iron ore.	21,708
John D. Archbold.....	16	17	Amer.	Standard Ship. Co.....	Los Angeles, Cal.	New York, N.Y.	Fuel oil.	21,715
Dakotan.....	16	17	Amer.	Amer.-Hawaiian Line.	Pt. Angeles, Wash.	Boston, Mass.	General.....	7,933
Hakubasan Maru.....	16	17	Jap.	Mitsui Busan Kaisha.	Guwanon, P.I.	New York, N.Y.	Silk, general.	6,812
Camito.....	13	17	Brit.	Elders & Fyffes, Ltd.	Balboa, C.Z.	Avonmouth, Eng.	Ballast	
Ward ⁶	16	18	Amer.	Roosevelt Line.....	Saigon, China	New York, N.Y.	Sugar, gen.	7,845
Alkmaar.....	16	18	Neth.	Royal Neth. S.S. Co.	Talcahuano, Chile	Liverpool, Eng.	General.....	10,584
Antietam.....	17	17	Amer.	Penn. Shipping Co.....	Los Angeles, Cal.	Tiverton, R.I.	Furnace oil.	10,768
Kifuku Maru ⁷	17	17	Jap.	Kokusai Line.....	Manila, P.I.	New York, N.Y.	Sugar.....	7,000
Colorado Springs.....	17	17	Amer.	Lykes Bros., Ripley Co.	Kobe, Japan	New Orleans, La.	(¹⁷)	8,020
West Cape.....	17	18	Amer.	McCormick S.S. Co.	Tacoma, Wash.	Philadelphia, Pa.	General.....	7,562
Southern Sun ⁸	18	18	Amer.	Sun Oil Co.....	Los Angeles, Cal.	Chester, Pa.	Gasoline.	13,707
Steel Voyager.....	18	18	Amer.	Isthmian S.S. Lines.	Hilo, T.H.	Baltimore, Md.	(¹⁸)	9,243
Santa Ana.....	18	19	Amer.	Panama Mail S.S. Co.	S. Francisco, Cal.	New York, N.Y.	General.....	1,776
Peter Hurl ⁹	19	19	Danz.	W. Tank Schiff Rhed'l.	Talara, Peru	Fawley, Eng.	Crude oil	16,893
Durazzo.....	19	19	Ger.	Hamburg-Amer. Line.	Guayaquil, Ecuador	Cristobal, C.Z.	(¹⁹)	659
Athelviscount ¹⁰	19	19	Brit.	Cie. Francaise de Raf.	Talara, Peru	Havre, France.	Crude oil	13,474
Gaelic Star.....	19	20	Brit.	Blue Star Line, Ltd.	N. West'er, B.C.	Newcastle, Eng.	General.....	5,339
Schwaben.....	19	20	Ger.	North German Lloyd.	Vancouver, B.C.	Hamburg, Ger.	General.....	8,519
Istme.....	19	20	Pan.	Elliot Ship. & Land Co.	B'ventura, Cal.	Cristobal, C.Z.	Coffee.....	455
District of Columbia ¹¹	19	19	Amer.	Standard Ship. Co.	Los Angeles, Cal.	Jacksonville, Fla.	Fuel oil	10,400
San Lorenzo.....	19	20	Pan.	N. Pinel.....	Darien, R.P.	Cristobal, C.Z.	Bananas.....	43
Fernbrook ¹²	19	20	Nor.	Fern Line.....	Bacolod, P.I.	New Orleans, La.	Sugar.....	8,000
Arizonan.....	20	20	Amer.	Amer.-Hawaiian Line.	Portland, Oreg.	Boston, Mass.	Gen., lumber	5,968
Mevania.....	20	20	Amer.	Shell Oil Co.....	Los Angeles, Cal.	New York, N.Y.	(²⁰)	9,235
Trevaylor.....	20	20	Brit.	Kerr Gifford Co.....	Portland, Oreg.	Waterford, I.F.S.	Wheat.....	7,318
Santa Rita.....	20	21	Amer.	Grace Line.....	Talcahuano, Chile	New York, N.Y.	General.....	3,068
Savannah ¹³	19	20	Amer.	U.S. Army.....	San Diego, Calif.	Buffalo, N.Y.		
Point Ancha.....	20	20	Amer.	Swayne & Hoyt.....	Powell River, B.C.	Houston, Tex.	General.....	4,353
Tamshua ¹⁴	21	21	Amer.	Standard Ship. Co.	Los Angeles, Cal.	Providence, R.I.	Fuel oil	15,494
Washington Express ¹⁵	20	21	Nor.	Fruit Express Line.....	Los Angeles, Cal.	London, Eng.	Citrus fruit.	1,800
President Herrenschmidt ¹⁶	20	21	Nor.	Pechelbronn.....	Talara, Peru	Antwerp, Belg.	Crude oil	13,271
Dalcross.....	20	21	Brit.	Anglo-Can. Ship. Co.	Pt. Alberni, B.C.	London, Eng.	(²¹)	7,950
Queen City.....	20	21	Brit.	Berth Service.....	Hinaganan, P.I.	E. coast U.S. ¹⁵	Sugar.....	8,000
Chateau Thierry ¹⁷	18	22	Amer.	U.S. Army.....	Balboa, C.Z.	New York, N.Y.	Army stores.	70
Norfolk ¹⁸	21	21	Nor.	Johan Rasmussen Co.	Los Angeles, Cal.	Barcelona, Spain.	Fuel oil.....	9,631
Frank Lynch ¹⁹	21	21	Amer.	Pac. Cont'l Grain Co.	Stockton, Calif.	Wilmington, N.C.	Wheat.....	3,000
J. L. Luckenbach.....	21	21	Amer.	Luckenbach Line.....	Seattle, Wash.	Boston, Mass.	Lumber, gen.	4,194
Virginia.....	21	22	Amer.	Panama-Pacific Line.	S. Francisco, Cal.	New York, N.Y.	General.....	3,438
Belita ²⁰	21	22	Nor.	Reidar Rod.....	S. Francisco, Cal.	Salonica, Greece.	Gas oil.....	9,346
Perene.....	21	22	Peru.	Peruvian Line.....	Callao, Peru.	Iquitos, Peru.	General.....	1,669
Dalworth.....	22	22	Brit.	Warner Barnes & Co.	Iloilo, P.I.	E. coast U.S.	Sugar.....	6,700
Koll ²¹	22	22	Nor.	Standard Ship. Co.	Talara, Peru	Havre, France.	Crude oil	14,219
Real ²²	22	23	Pan.	Elliot Ship. & Land Co.	Darien, R.P.	Cristobal, C.Z.	Bananas.....	47
Lochmonar ²³	22	23	Brit.	Royal Mail Lines.	Vancouver, B.C.	Rotterdam, Neth.	General.....	8,296
Akaroa.....	21	22	Brit.	Shaw, Savill & Albion	Auckland, N.Z.	S'ampton, Eng.	Frozen, gen.	6,530
H. S. Albert II ²⁴	21	23	Brit.	Ignacio A. Munoz.....	San Juan del Sur, Nicaragua.	Puerto Cortez, Honduras.	Sugar.....	63
Resolute.....	22	22	Ger.	Hamburg-Amer. Line.	New York, N.Y. ¹⁴	New York, N.Y.	Passengers.....	
Sambu ²⁵	22	23	Pan.	Elliot Ship. & Land Co.	Darien, R.P.	Cristobal, C.Z.	Bananas.....	22
Amerikaland ²⁶	22	23	Swed.	Ore S.S. Corp.....	Cruz Gr'de, Chile	Baltimore, Md.	Iron ore.	22,400
Norfolk.....	22	23	Brit.	Federal Steam Nav. Co.	Opua, N.Z.	Hook of Holland.	Frozen, gen.	5,001
Celina ²⁷	22	23	Ital.	Nav. Libera-Triestina	Vancouver, B.C.	Treiste, Italy.	General.....	8,247
Robin Gray.....	22	23	Amer.	Luckenbach Gulf Co.	Seattle, Wash.	Mobile, Ala.	General.....	6,570
Calmar.....	23	23	Nor.	Calmar S.S. Corp.	Longview, Wash.	Baltimore, Md.	Lumber, gen.	4,199
O. A. Knudsen ²⁸	23	23	Nor.	Knut Knutsen.....	Talara, Peru	Havre, France.	Crude oil	13,020
Chawood ²⁹	23	23	Amer.	Union Oil Co.....	Wilmington, Cal.	Tiverton, R.I.	Gasoline.....	8,400
Elizabeth Kellogg ³⁰	23	23	Amer.	N.Y. & Philippine Co.	Manila, P.I.	New York, N.Y.	Cocunut oil.	6,680
Heranger ³¹	23	23	Nor.	Interocean S.S. Corp.	Los Angeles, Cal.	Rotterdam, Neth.	Grain, gen.	6,879
Sandar ³²	23	23	Nor.	Anglo-Saxon Pet. Co.	Los Angeles, Cal.	Curacao, D.W.I.	(²)	11,286
Nichiyo Maru ³³	23	25	Jap.	Kawasaki K. Kaisha.	Iloilo, P.I.	Galveston, Tex.	General.....	6,559
Poseidon.....	23	24	Ger.	Hamburg-Amer. Line.	Corral, Chile.	Hamburg, Ger.	General.....	8,783

¹ Tanker. ² Motor ship. ³ Launch. ⁴ Transport. ⁵ Dredge. ⁶ Around the world. ⁷ For orders. ⁸ Wheat, lumber, general. ⁹ Sugar, fish oil. ¹⁰ Sugar, pineapples. ¹¹ Cocoa, coffee, general. ¹² Special naphtha. ¹³ Grain, lumber. ¹⁴ Kerosene distillate.

PACIFIC TO ATLANTIC—Continued

Ship	Date arrived	Date cleared	Nationality	Line (Charterer or operator)	Port		Cargo	
					From—	For—	Nature	Tons
Sage Brush	23	24	Amer.	Shepard S.S. Co.	Seattle, Wash.	Boston, Mass.	Lumber, gen.	7,903
Jonna	23	24	Dan.	Cia. Frutera Sud. Amer.	Talcahuano, Chile	Rotterdam, Neth.	Fresh apples.	960
Tohsei Maru	24	25	Jap.	Kawasaki S.S. Co.	Manila, P.I.	Baltimore, Md.	General.	5,684
New Westminster City	24	24	Brit.	Reardon Smith Line.	Manila, P.I.	Cape Hatteras ¹⁴	Copra, sugar	8,000
El Oso	24	24	Brit.	C. T. Bowring & Co.	La Libertad, Enea.	Ellesmere Pt., Eng.	Crude oil	9,671
Hoxbar	24	24	Amer.	U.S. Navy.	Los Angeles, Cal.	Norfolk, Va.	Fuel oil	10,600
Indien	24	24	Dan.	S.S. Co. "Orient"	Vladik, U.S.S.R.	Cobb, I.F.S.	Soy beans.	7,823
Reina del Pacifico	24	25	Brit.	Pacific Steam Nav. Co.	Talcahuano, Chile	Liverpool, Eng.	General.	5,904
Harry G. Seidel	24	25	Danz.	Standard Ship. Co.	Talara, Peru	Rotterdam, Neth.	Gasoline	14,691
San Pedro	24	25	Amer.	States S.S. Co.	Hinagaran, P.I.	New York, N.Y.	Sugar	8,500
Filleigh	24	25	Brit.	Canadian Transp. Co.	Chemains, B.C.	Devonport, Eng.	Grain, lum'r.	7,400
Katsuragi Maru	25	26	Jap.	Kokusai Kisen Kaisha	Manila, P.I.	New York, N.Y.	Silk, general.	6,724
Acajutla	25	25	Brit.	Pacific Steam Nav. Co.	Champ'ico, Guat.	Cristobal, C.Z.	General.	531
Cal	25	25	Ger.	North German Lloyd.	Guayaquil, Ecuador	Cristobal, C.Z.	General.	1,006
Mary Ann ¹³	25	26	Amer.	U.S. Navy.	Balboa, C.Z.	Cristobal, C.Z.		
Brand	25	26	Nor.	Comyn & Sons.	Vancouver, B.C.	Rotterdam, Neth.	Lumber, gen.	7,450
Allan Jackson	25	26	Amer.	Standard Ship. Co.	Los Angeles, Cal.	Chelsea, Mass.	Fuel oil.	10,091
Missourian	26	26	Amer.	Amer.-Hawaiian Line.	Seattle, Wash.	Boston, Mass.	Lumber, gen.	8,162
Avance ⁶	26	26	Pan.	A. M. Stanton.	Cocos Islands.	San Blas, R.P.	Ballast.	
Chifuku Maru	26	26	Jap.	Kokusai Kisen Kabu- shiki Kaisha.	Iloilo, P.I.	E. coast U.S. ¹⁴	Sugar	6,997
Pat Doheny	26	26	Amer.	Sun Oil Co.	Los Angeles, Cal.	Marcus Hook, Pa.	Gasoline	9,500
Tai Shan	26	28	Pan.	Wihl. Wilhelmssen.	Davao, P.I.	New York, N.Y.	Sugar, gen.	4,564
President Cleveland	27	27	Amer.	Dollar Line.	S. Francisco, Cal.	New York, N.Y.	General.	1,069
Mauna Kea	26	27	Amer.	Matson Nav. Co.	Honolulu, T.H.	Gulf ports U.S. ¹⁴	Raw sugar.	8,480
Point Arena	26	27	Amer.	Gulf-Pacific Lines.	S. Francisco, Cal.	Beaumont, Tex. ⁽¹³⁾		4,320
D. G. Scofield	27	27	Amer.	Standard Ship. Co.	Los Angeles, Cal.	Providence, R.I.	Fuel oil	10,805
K. R. Kingsbury	27	27	Amer.	Standard Ship. Co.	El Segundo, Cal.	Boston, Mass.	Fuel oil	10,772
Saarland	27	27	Ger.	Hamburg-Amer. Line.	Corral, Chile	Hamburg, Ger.	General.	7,667
Virginia Nicolaou	27	27	Pan.	G. Nicolaou, Ltd.	Pulupandan, P.I.	Philadelphia, Pa.	Sugar	8,650
Kwansai Maru	27	28	Jap.	Osaka Shosen Kaisha.	Cebu, P.I.	Baltimore, Md.	Sugar, gen.	8,176
Santa Rosa	27	28	Amer.	Grace Line.	Seattle, Wash.	New York, N.Y.	General.	3,020
Scandia	27	28	Dan.	Det. Danski. Pet. Aktieselskab.	Talara, Peru	Rotterdam, Neth.	Gas oil	11,302
Alaska	27	29	Fr.	French Line.	Valparaiso, Chile.	Havre, France	Coffee, nit'te	8,042
Lapwing	27	28	Amer.	U.S. Navy.	Balboa, C.Z.	Cristobal, C.Z.	Towing barge	
Juanita	28	28	Venez.	The Shell Co.	Balboa, C.Z.	Maracaibo, Venez.	Ballast	
Levenbridge	28	30	Brit.	Inter. Freightng Co.	Iquique, Chile	Jacksonville, Fla.	Nitrates	6,900
Nuevo Panama	28	30	Pan.	Elliot Ship. & Land Co.	B'ventura, Col.	Cristobal, C.Z.	Coffee	215
Caterina	28	30	Brit.	F. H. Fisher.	J. Diaz Riv. R.P.	Pensacola, Fla.	Logs	700
Lundby	28	29	Dan.	Bethlehem Steel Corp.	Whyalla, S.A.	Baltimore, Md.	Iron ore	6,312
Annie Johnson	29	30	Swed.	Johnson Line	S. Francisco, Cal.	Stockholm, Swed.	Barley, gen.	4,539
Real	29	30	Pan.	Elliot Ship. & Land Co.	El Real, R.P.	Cristobal, C.Z.	Bananas	47
San Lorenzo	29	30	Pan.	A. Valdes	Bayano, R.P.	Cristobal, C.Z.	Bananas	22
Sambu	29	30	Pan.	Elliot Ship. & Land Co.	El Real, R.P.	Cristobal, C.Z.	Bananas	23
Caroline Maersk	28	29	Dan.	A. P. Moller.	Talara, Peru	Pt. de Boue, Fr.	Crude oil	12,268
Oregonian	29	29	Amer.	Amer.-Hawaiian Line.	Portland, Oreg.	Boston, Mass.	Lumber, gen.	5,428
Fernmoor	29	29	Nor.	Fern Line.	Iloilo, P.I.	E. coast U.S. ¹⁴	Raw sugar	7,500
Noreg	29	29	Nor.	H. M. Wrangell & Co.	La Libertad, Enea.	Havre, France	Crude oil	11,681
City of Rayville	29	29	Amer.	Roosevelt S.S. Co.	Adelaide, Aus'lia.	Boston, Mass.	(¹⁴)	6,202
Calgarolite	29	30	Brit.	Imperial Oil Co.	Talara, Peru	Montreal, Can.	Crude pet.	17,019
Mary Ann ¹³	29	30	Amer.	U.S. Navy.	Balboa, C.Z.	Cristobal, C.Z.		
Lydia	28	30	Brit.	Canadian Transp. Co.	N. West'r, B.C.	St. Kitts, B.W.I.	Lumber, gen.	4,350
Fernhill	30	30	Nor.	Fern Line.	Manila, P.I.	E. coast U.S. ¹⁴	Sugar	7,275
Moldanger	30	30	Nor.	Interocean S.S. Corp.	Vancouver, B.C.	Rotterdam, Neth.	Grain, gen.	7,700
Santa Maria	30	30	Amer.	Grace Line.	Valparaiso, Chile.	New York, N.Y.	General.	4,110
F. J. Luckenbach	30	30	Amer.	Luckenbach Line.	Seattle, Wash.	Boston, Mass.	General.	4,137
Vinland	30	30	Nor.	Den. Skandinaviske Sydney Pacific Line.	Tocopilla, Chile.	Liverpool, Eng.	General.	6,585
H. M. Storey	30	30	Amer.	Standard Ship. Co.	Los Angeles, Cal.	Norfolk, Va.	Fuel oil	13,700
Rangitara	30	30	Brit.	N.Z. Shipping Co.	Auckland, N.Z.	London, Eng.	Frozen, gen.	5,568
Bethore	30	31	Amer.	Ore S.S. Corp.	Cruz Gr'de, Chile	Baltimore, Md.	Iron ore	21,000
Winnipeg	30	1	Fr.	French Line.	Vancouver, B.C.	Havre, France	General.	7,189
Livingston Roe	30	31	Amer.	Standard Ship. Co.	Los Angeles, Cal.	Portland, Oreg.	Fuel oil	11,668
Toba Maru	30	31	Jap.	Nippon Yusen Kaisha	Iloilo, P.I.	New York, N.Y.	General.	8,885
Pacific Exporter	30	31	Brit.	Furness, Withy & Co.	Vancouver, B.C.	Glasgow, Scot.	General.	8,599
Eisenach	31	31	Ger.	North German Lloyd.	Corral, Chile	Hamburg, Ger.	General.	4,868
Lubrico	31	31	Amer.	Sun Oil Co.	Los Angeles, Cal.	Marcus Hook, Pa.	Gasoline	9,300
Canadian High- lander	31	1	Brit.	Can. Nat. Steamships	Brisbane, Aus'lia.	Montreal, Can.	General.	1,500
Tacoma City	31	31	Brit.	Reardon Smith Line.	Vancouver, B.C.	Cardiff, Wales	General.	7,612
Canadian Farmer	30	1	Fin.	Anglo-Can. Ship. Co.	Vancouver, B.C.	London, Eng.	Grain, lum'r.	2,960
Glenardie	1	2	Brit.	A. Weir & Co.	Tocopilla, Chile.	Alexandria, Egypt	Nitrates	6,504
Cedarbank	1	2	Brit.	A. Weir & Co.	Iloilo, P.I.	Baltimore, Md.	Sugar, copra.	8,500
Larry Doheny	1	2	Amer.	Richfield Oil Co.	Los Angeles, Cal.	Paulsboro, N.J.	(¹⁷)	10,422
Barn	1	2	Neth.	Royal Neth. S.S. Co.	Corral, Chile.	Hamburg, Ger.	General.	6,711

¹ Tanker. ² Motor ship. ³ Tug. ⁴ Launch. ⁵ Yacht. ¹³ Crane. ¹⁴ For orders. ¹⁵ Sugar, dicalite. ¹⁶ Iron ore, general. ¹⁷ Asphalt cut back.

PACIFIC TO ATLANTIC—Continued

Ship	Date arrived	Date cleared	Nationality	Line (Charterer or operator)	Port		Cargo	
					From—	For—	Nature	Tons
Hertford	1	2	Brit.	N.Z. Shipping Co.	Pt. Chalmers, N.Z.	Glasgow, Scot.	Frozen, gen.	7,482
Makiki	2	2	Amer.	Matson Nav. Co.	Kahului, T.H.	E. coast U.S.	Sugar.	8,053
W. S. Rheem	2	2	Amer.	Standard Ship. Co.	El Segundo, Cal.	New York, N.Y.	Fuel oil.	15,048
Kansan	2	2	Amer.	Amer.-Hawaiian Line.	Seattle, Wash.	Boston, Mass.	General.	5,283
Orville Harden	2	2	Danz.	Waried Tankerschiff.	Talara, Peru	Fawley, Eng.	Crude oil.	17,489
J. M. Danziger	2	3	Amer.	Standard Ship. Co.	El Segundo, Cal.	Jacksonville, Fla.	Fuel oil.	10,270
Uganda	3	3	Brit.	Canadian Transp. Co.	Chemainus, B.C.	Montreal, Can.	Lumber.	5,554
Cerigo	11	11	Ger.	Hamburg-Amer. Line.	Guayaquil, Ecuador	Cristobal, C.Z.	Coffee, gen.	1,033
Steel Engineer	3	3	Amer.	Isthmian S.S. Lines	Vancouver, B.C.	Avonmouth, Eng.	General.	7,683
Marore	4	4	Amer.	Ore S.S. Corp.	Cruz Gr'de, Chile	Baltimore, Md.	Iron ore	22,000
Laguna	3	4	Brit.	Pacific Steam Nav. Co.	Coronel, Chile	Hull, England	General.	7,430
Santa Elisa	3	4	Amer.	Grace Line	Talcahuano, Chile	New York, N.Y.	General.	4,382
Point Brava	3	4	Amer.	Swayze & Hoyt	Portland, Oreg.	Tampa, Fla.	(¹⁵)	5,267
Edgehill	3	4	Amer.	Lykes Bros.-Ripley	Manila, P.I.	New Orleans, La.	Raw sugar	8,500
Yahiko Maru	4	4	Jap.	Mitsui & Co.	Iloilo, P.I.	Boston, Mass.	Sugar, gen.	7,353
Sunoil	4	4	Amer.	Sun Oil Co.	Los Angeles, Cal.	Chester, Pa.	Gasoline	13,424
Elisha Walker	4	5	Amer.	Standard Ship. Co.	Los Angeles, Cal.	Boston, Mass.	Fuel oil.	10,595
Willboro	4	4	Amer.	Amer.-Hawaiian Line.	Seattle, Wash.	Albany, N.Y.	Lumber, gen.	6,692
Pennsylvania	4	5	Amer.	Panama-Pacific Line.	S. Francisco, Cal.	New York, N.Y.	General.	3,384
Nuevo Panama	4	9	Pan.	Elliot Ship. & Land Co.	B'ventura, Col.	Cristobal, C.Z.	(¹⁶)	220
Real	5	6	Pan.	Elliot Ship. & Land Co.	Darien, R.P.	Cristobal, C.Z.	Bananas	45
Sambu	4	6	Pan.	Elliot Ship. & Land Co.	Darien, R.P.	Cristobal, C.Z.	Bananas	27
Vernon City	5	5	Brit.	Reardon Smith Line.	Vlad'k, U.S.S.R.	Cobh, Ireland	Soy beans	8,200
Europa	5	5	Dan.	East Asiatic Co.	Vancouver, B.C.	Copenhagen, Den	(¹⁷)	8,399
Uyo Maru	5	6	Jap.	Kawasaki K. Kaisha	Baltimore, Md.	Baltimore, Md.	Sugar, gen.	7,978
Felix Taussig	4	6	Amer.	McCormick S.S. Co.	Seattle, Wash.	Philadelphia, Pa.	Lumber, gen.	5,437
Athelregent	5	6	Brit.	P. Drewery	La Libertad, Ecuador	Havre, France	Crude oil	13,542
Anna Maersk	5	6	Dan.	Isbrandtsen Moller	Manila, P.I.	Baltimore, Md.	General.	7,069
Steelore	7	7	Amer.	Ore S.S. Corp.	Cruz Gr'de, Chile	Baltimore, Md.	Iron ore	22,000
Arwyco	7	7	Brit.	Macmillan Export Co.	Vancouver, B.C.	Pensacola, Fla.	Lumber, logs	1,007
Frank G. Drum	6	7	Amer.	Associated Oil Co.	S. Francisco, Cal.	Bayonne, N.J.	Fuel oil	10,300
Fordsdale	7	8	Brit.	Shaw, Savill & Albion	Timaru, N.Z.	London, Eng.	General.	4,890
Narenta	7	8	Brit.	Royal Mail Lines	Victoria, B.C.	Rotterdam, Neth.	General.	6,330
Istmo	7	8	Pan.	Elliot Ship. & Land Co.	B'ventura, Col.	Manaua, Col.	Coffee	603
California Standard	7	8	Amer.	Standard Oil Co.	Richmond, Calif.	London, Eng.	Gasoline	15,076
Mahia	8	9	Brit.	Shaw, Savill & Albion	Nelson, N.Z.	London, Eng.	Frozen, gen.	6,785
Gulforest	8	9	Amer.	Gulf Refining Co.	Los Angeles, Cal.	New York, N.Y.	Fuel oil	14,306
Salvador	8	9	Brit.	Pacific Steam Nav. Co.	Champico, Guat.	Cristobal, C.Z.	General.	906
Oregon Express	8	9	Nor.	Fruit Express Line.	Los Angeles, Cal.	Glasgow, Scot.	Fresh fruit	1,231
Nevadan	9	9	Amer.	Amer.-Hawaiian Line.	S. Francisco, Cal.	Boston, Mass.	General.	4,886
Knut Hamsun	9	9	Nor.	Chilean Nitrate Corp.	Iquique, Chile	Jacksonville, Fla.	Nitrates	8,500
Dorothy Luckenbach	9	9	Amer.	Luckenbach Line	Seattle, Wash.	Boston, Mass.	General.	4,327
Manizales	9	9	Ger.	North German Lloyd	Guayaquil, Ecuador	Cristobal, C.Z.	General.	839
Icy V	9	9	Amer.	L. H. Brereton	Balboa, C.Z.	Cristobal, C.Z.	Ballast	...
President Pierce	10	10	Amer.	Dollar Line	Manila, P.I.	New York, N.Y.	General.	3,346
Nankai Maru	9	11	Jap.	Osaka Shosen Kaisha	Manila, P.I.	Baltimore, Md.	General.	5,643
Beaconhill	10	10	Amer.	Shell Oil Co.	Los Angeles, Cal.	New York, N.Y.	(¹⁸)	9,160
Nansenville	10	10	Nor.	Fred Olsen Line	Vancouver, B.C.	Liverpool, Eng.	General.	5,439
Gulfwax	10	10	Amer.	Gulf Refining Co.	Los Angeles, Cal.	New York, N.Y.	Fuel oil	13,572
Mallard	10	10	Amer.	U.S. Navy	Balboa, C.Z.	Cristobal, C.Z.	Towing barge	...
Barge No. 2	10	10	Amer.	U.S. Navy	Balboa, C.Z.	Cristobal, C.Z.
Rotorna	10	10	Brit.	N.Z. Shipping Co.	Lyttleton, N.Z.	London, Eng.	Frozen, gen.	5,441
Santa Elena	10	11	Amer.	Grace Line	S. Francisco, Cal.	New York, N.Y.	General.	2,736
William Rockefeller	10	11	Amer.	Standard Ship. Co.	Los Angeles, Cal.	New York, N.Y.	Fuel oil	21,498
Portland	10	12	Ger.	Hamburg-Amer. Line.	Vancouver, B.C.	Hamburg, Ger.	General.	8,000
Harold Walker	11	11	Amer.	Standard Ship. Co.	Los Angeles, Cal.	Boston, Mass.	Fuel oil	10,800
Minden	11	12	Ger.	North German Lloyd	Corral, Chile	Hamburg, Ger.	General.	5,313
Cities Service Toledo	11	12	Amer.	Cities Serv. Transp. Co.	Los Angeles, Cal.	New York, N.Y.	Fuel oil	12,400
Australind	12	12	Brit.	Tiebach Chrome Co.	Noumea, N. Caled	New York, N.Y.	Chrome ore	8,330
Berganger	12	13	Nor.	Intercean Line.	Vancouver, B.C.	Rotterdam, Neth.	Grain, gen.	8,207
Sambu	12	13	Pan.	Elliot Ship. & Land Co.	Darien, R.P.	Cristobal, C.Z.	Bananas	23
San Lorenzo	12	13	Pan.	A. Valdes	Darien, R.P.	Cristobal, C.Z.	Bananas	61
Tuira	12	13	Pan.	Elliot Ship. & Land Co.	Darien, R.P.	Cristobal, C.Z.	Bananas	28
Antioquia	29	12	Col.	Colombian Govt.	B'ventura, Col.	Cartagena, Col.	...	1,258
Silverpalm	12	12	Brit.	Silver Line, Ltd.	Calcutta, India	Calcutta, India	General.	5,334
Indra	12	12	Nor.	Knut Knutsen	Talcahuano, Chile	Oslo, Norway	General.	7,118
Mantilla	9	12	Nor.	United Fruit Co.	Balboa, C.Z.	Curacao, D.W.I.	Ballast	...
Retriever	12	13	Amer.	U.S. Navy	Balboa, C.Z.	Cristobal, C.Z.
C. O. Stillman	12	13	Brit.	International Pet. Co.	Talara, Peru	Halifax, Canada	Crude oil	21,549
New Orleans	12	13	Amer.	Roosevelt S.S. Co.	Iloilo, P.I.	Baltimore, Md.	Sugar, gen.	7,375
Anglo African	13	13	Brit.	Anglo-Can. Ship. Co.	N. West's, B.C.	London, Eng.	Zinc, lumber	9,079
Hoperange	13	14	Brit.	Vancouver-St. Law'ce	Vancouver, B.C.	Montreal, Can.	Lumber, gen.	7,264
Santa Barbara	13	13	Amer.	Grace Line	Valparaiso, Chile	New York, N.Y.	General.	3,205
Gracia	13	13	Brit.	Donaldson Bros.	Vancouver, B.C.	Glasgow, Scot.	General.	5,533

¹ Tanker. ² Motor ship. ³ Launch. ⁴ Destroyer. ¹³ Around the world. ¹⁵ For orders. ¹⁶ Lumber, sugar, general. ¹⁷ Coffee, Panama hats. ¹⁸ Grain, fruit, lumber. ¹⁹ Gasoline, kerosene.

PACIFIC TO ATLANTIC—Continued

Ship	Date arrived	Date cleared	Nationality	Line (Charterer or operator)	Port		Cargo	
					From—	For—	Nature	Tons
Beaconol ¹	13	13	Amer..	Shell Oil Co.....	Los Angeles, Cal.	Fall River, Mass.	(¹)	9,218
Ashleigh.....	13	13	Brit..	Angle-Can. Ship. Co.	Victoria, B.C.	S'ampton, Eng.	Grain, lum'r.	8,625
Iris.....	13	16	Neth..	Royal Neth. S.S. Co.	Guayaquil, Ecuador	Pto. Col'bia, Col.	General.....	766
Chilore.....	14	14	Amer..	Ore S.S. Corp.....	Cruz Gr'de, Chile	Baltimore, Md.	Iron ore.....	21,650
Pacific President ²	13	14	Brit..	Furness, Withy & Co.	Vancouver, B.C.	Manchester, Eng.	General.....	7,623
Trojan Star.....	13	14	Brit..	Blue Star Line.....	N. Plym'th, N.Z.	Glasgow, Scot.	Frozen, gen.	5,652
F. W. Abrams ³	14	14	Amer..	Standard Ship. Co.	Los Angeles, Cal.	Providence, R.I.	Fuel oil.....	13,351
Columbian.....	15	15	Amer..	Amer.-Hawaiian Line.	S. Francisco, Cal.	Boston, Mass.	General.....	4,101
Willkeno.....	15	15	Amer..	Williams S.S. Corp...	S. Francisco, Cal.	Baltimore, Md.	General.....	2,356
Lapwing ⁴	15	16	Amer..	U.S. Navy.....	Balboa, C.Z.....	Cristobal, C.Z.		
San Mateo.....	15	16	Fr....	French Line.....	San Antonio, Chile	Le Havre, France	General.....	7,647
Nuevo Panama.....	15	17	Pan...	Elliot Ship. & Land Co.	B'ventura, Col.	Cristobal, C.Z.	(¹)	226
Marian Otis Chandler.....	15	16	Amer..	Matson-L. A. S.S. Co.	Pt. Allen, T.H.	New Orleans, La.	Sugar, gen.	7,542

¹ Tanker. ² Motor ship. ³ Tug. ⁴ Gasoline, kerosene. ⁵ Coffee, alcohol, hats.

Notice to Mariners

Coast of Panama, Pacific Ocean, Montijo Bay, English rock gas buoy established. Panama Canal notice to mariners No. 315, dated May 19, 1934, stated that on May 18, 1934, a lighted buoy, painted black, showing a flashing white light was established 300 feet, 100° true, from center of English rock, in 7 fathoms of water at mean low water, on the following bearings:

Triangulation station, Point Arto Viejo 66° true.

Triangulation station, Point Duartis 147°14' true.

Triangulation station, Point Isla Cebaco 271°42' true.

Characteristic: White, flashing 0.5 second light, 4.5 seconds dark, 12 flashes per minute. Focal plane: 16 feet; visible 6 miles. A first-class spar buoy marking the position, painted black, was placed near the lighted buoy.

Applications for Positions as Pilot and Towboat Engineer in the Panama Canal Service

During the depression in shipping The Panama Canal has employed no new personnel in these positions. The result is that the applications for employment now on file are largely out of date, and although there is no immediate indication of need of additional men, the Canal will be pleased to receive applications from qualified American citizens. Applications should be addressed to the Chief of Office, The Panama Canal, Washington, D.C.

The basic qualifications for pilot are: United States citizenship; high school education or two years of high school plus a course in a State nautical training school; master's license for unlimited tonnage on seagoing vessels, or both master's and pilot's unlimited license on inland or Great Lakes steamers; 10 years' seagoing experience, covering at least 7 years service as an officer and one of the 7 years as master under unlimited license; good health, and age not over 35 years. Other facts being equal, preference will be given to ex-service men of the Navy and Coast Guard and men employed on the floating equipment of The Panama Canal, and age limit will be extended in such cases not to exceed 5 years. At the present time appointments are authorized at the rate of \$266.67 per month as pilot in training, and providing the employee's services are satisfactory in all respects, advancement may be made to a maximum rate of \$416.67 per month after the completion of an 18 months' training period, provided there is a vacancy.

In submitting applications it is important to describe fully any towboat experience and/or experience in handling large vessels around docks without the assistance of towboats. It should be stated further how many, if any, of the following positions the applicant would be willing to accept with the possibility of being made a pilot at a later date, it being understood, however, that The Panama Canal cannot guarantee a vacancy in or appointment to the latter position; present entrance rates per month are quoted:

Harbormaster.....	\$395.83	Master, U.S. Favorite.....	\$377.00
Coxswain-engineer.....	163.00	1st Mate, U.S. Favorite.....	272.00
Dock foreman.....	214.00	2d Mate, U.S. Favorite.....	247.00
Master, towboat.....	305.00	Operator-machinist (Diesel-tug)....	261.00

The Panama Canal is also desirous of renewing its eligibility list for towboat engineers. Applicants for this position must be not over 45 years old. Applicants should state what Federal licenses are held and give a complete summary of all engineering experience. At present entrance rates for marine engineers range from \$163 to \$300 per month, depending upon the class of equipment to which the employee is assigned. Applications should be forwarded to the same address as for pilots.

It will be appreciated if marine journals of the United States will give publicity to this notice.

THE PANAMA CANAL RECORD

OFFICIAL PUBLICATION OF THE PANAMA CANAL.

PUBLISHED MONTHLY.

Subscription rates, domestic, \$0.50 per year; foreign, \$1.00; address
The Panama Canal Record, Balboa Heights, Canal Zone,
or, for United States and foreign distribution,
The Panama Canal, Washington, D. C.

Entered as second-class matter February 6, 1918, at the Post Office
at Cristobal, C. Z., under the Act of March 3, 1879.

Certificate.—By direction of the Governor of The Panama Canal the matter contained herein is published as statistical information and is required for the proper transaction of the public business.

Volume XXVII. Balboa Heights, C.Z., July 15, 1934. No. 12.

Traffic Through the Panama Canal in June 1934

The total vessels of all kinds transiting the Canal during the month of June in the two preceding years and in 1934 are shown in this tabulation:

Class	June 1932	June 1933	June 1934		
			Atlantic to Pacific	Pacific to Atlantic	Total
Commercial ocean vessels.....	336	364	219	172	391
Launches (under 20 tons).....	11	11	16	6	22
Noncommercial vessels:					
U. S. Government.....	40	20	11	9	20
Colombian Government.....				1	1
Vessels transiting solely for repairs.....			1	1	2
Total.....	387	395	247	189	436

COMMERCIAL TRAFFIC *

The following tabulation shows the number of vessels, Panama Canal net tonnage, tons of cargo carried, and tolls collected, from the commercial traffic transiting the Canal each month for the fiscal year ended June 30, 1934, as compared with the same months in the previous year:

Month	No. of vessels		Panama Canal net tonnage		Tons of cargo		Tolls	
	1932-33	1933-34	1932-33	1933-34	1932-33	1933-34	1932-33	1933-34
July.....	326	401	1,676,492	2,051,128	1,259,981	1,699,039	1,468,728.36	1,732,164.93
August.....	314	416	1,658,112	2,159,995	1,349,453	1,914,014	1,440,848.87	1,829,754.49
September.....	353	408	1,868,391	2,096,538	1,347,144	1,797,497	1,598,265.98	1,758,587.41
October.....	394	467	1,988,133	2,416,200	1,582,261	2,125,927	1,714,779.06	2,036,909.16
November.....	388	463	2,035,796	2,395,359	1,531,509	1,949,913	1,756,865.84	2,001,692.77
December.....	431	496	2,080,069	2,617,656	1,621,581	2,191,683	1,781,940.03	2,204,134.64
January.....	415	500	2,069,218	2,582,131	1,463,503	2,087,292	1,762,808.56	2,160,679.83
February.....	368	468	1,832,658	2,462,760	1,434,862	2,124,440	1,575,708.35	2,079,696.80
March.....	399	538	1,989,044	2,703,372	1,738,227	2,465,387	1,718,908.41	2,281,485.72
April.....	370	495	1,539,597	2,493,606	1,527,978	2,291,392	1,554,250.14	2,121,678.33
May.....	372	490	1,883,249	2,567,555	1,629,982	2,303,411	1,617,943.65	2,148,026.66
June.....	364	391	1,901,117	2,020,295	1,691,247	1,768,656	1,629,411.28	1,708,978.71
Total...	4,494	5,533	22,821,876	28,566,595	18,177,728	24,718,651	19,620,458.53	24,063,789.45

* Commercial traffic includes all ocean-going vessels paying tolls. Naval and other vessels owned and operated in the Government service of the United States and Panama, war vessels of Colombia, and vessels transiting solely for repairs are exempt from the payment of tolls. Statistics on vessels not paying tolls are shown under "Noncommercial traffic."

Summary of Traffic by Nationality of Vessels for June 1934

Nationality	No. of ships	Panama Canal net tonnage	Tons of cargo	Nationality	No. of ships	Panama Canal net tonnage	Tons of cargo
British.....	85	477,883	372,849	Netherland.....	6	27,640	19,280
Colombian.....	1	307		Norwegian.....	31	144,025	119,852
Danish.....	5	29,901	36,562	Panamanian.....	22	14,611	12,458
Danzig.....	7	55,191	68,601	Peruvian.....	2		
Finnish.....	1	1,833	2,960	Swedish.....	7	37,744	51,561
French.....	10	37,254	24,988	United States.....	164	958,719	834,930
German.....	20	70,418	64,444	Russian.....	2	232	
Italian.....	6	41,384	8,179	Yugoslav.....	1	4,701	9,250
Japanese.....	21	118,452	142,742				
				Total.....	391	2,020,295	1,768,656

* Naval vessels of 2,300 tons displacement

Traffic by Trade Routes, June 1934

The movement of vessels over trade routes is summarized in the following table. They are classified according to primary origin and ultimate destination of the voyage through the Canal and the cargo listed is the total aboard at time of transit. Cargo may be laden or discharged between the terminal areas indicated, hence in the cargo listed below there may be some which had other origin or destination:

Trade route	Atlantic to Pacific			Pacific to Atlantic		
	No. of ships	Panama Canal net tonnage	Tons of cargo	No. of ships	Panama Canal net tonnage	Tons of cargo
United States intercoastal.....	65	385,777	134,967	48	301,621	412,840
East coast United States and:						
Canada.....	1	4,827		3	10,386	14,042
South America.....	14	74,360	14,172	11	51,919	137,421
Australasia.....	2	9,872	10,299	2	11,913	8,330
Hawaiian Islands.....				5	25,123	40,335
Philippine Islands.....	3	21,263	7,751	16	101,856	114,267
Far East.....	28	151,980	163,173	1	6,246	3,696
Canadian intercoastal.....	4	15,227	14,305	2	9,278	13,118
East coast Canada and:						
United States.....	2	7,916	6,772			
South America.....	4	25,404	6,681	2	14,340	28,908
Australasia.....	4	19,766	16,880	1	4,139	4,923
Far East.....	2	9,620	5,735			
Europe and:						
United States.....	4	17,370	4,846	4	18,024	25,901
Canada.....	21	125,653	50,548	23	131,378	167,400
South America.....	17	95,186	22,845	16	96,517	169,554
Hawaiian Islands.....	1	5,533	4,117			
Australasia.....	8	63,751	24,857	10	82,894	57,327
Far East.....				2	10,883	16,550
East coast South America and:						
Canada.....	2	10,057	7,429	1	4,842	3,767
Far East.....	1	5,821	3,448			
South American intercoastal.....	1	620	46	3	3,131	1,794
Cristobal and:						
United States.....	1	2,010	772	2	4,616	1,667
Central America.....	7	4,478	2,522	2	1,445	1,437
South America.....	8	4,013	2,475	10	5,145	5,263
Balboa.....	3	78		6	198	275
West Indies to Central America.....	1	6,054	9,825			
West Indies to United States.....	3	16,107				
West Indies to Canada.....	1	4,757	8,000			
Around the world.....	2	17,702	4,728	1	6,307	5,844
Vessels not engaged in commerce (yachts, etc.).....	7	347				
Foreign vessels in ballast (U.S. intercoastal).....	2	8,986				
South America and Egypt.....				1	3,529	6,804
Total.....	219	1,114,565	527,193	172	905,730	1,241,463

Origin and Destination of Cargo by Major Areas

The following table summarizes the origin of cargo passing through the Canal in June 1934, and its destination by major geographical trade areas:

ATLANTIC TO PACIFIC

Origin	Tons of cargo destined for—					Total
	United States	Other North America	Asia	South America	Australasia	
North America:						
United States.....	147,579	9,198	167,151	14,243	12,174	350,345
Other North America.....	9,287	34,148	4,422	11,798	15,005	74,660
Europe.....	28,611	18,729	21	19,570	24,690	91,621
Miscellaneous.....	6,146	2,671	1,472	111	167	10,567
Total.....	191,623	64,746	173,066	45,722	52,036	527,193

PACIFIC TO ATLANTIC

Origin	Tons of cargo destined for—				Total
	United States	Other North America	Europe	Miscellaneous	
North America:					
United States.....	413,089	50,939	70,282	3,045	537,355
Canada.....	4,777	15,596	122,250	2,770	145,393
Other North America.....	416	3,391	561		4,368
South America.....	134,925	39,089	168,475	7,255	349,744
Australasia.....	9,440	4,672	56,468		70,580
Asia.....	113,804	3,669	16,550		134,023
Total.....	676,451	117,356	434,586	13,070	1,241,463

Principal Commodities

Commodities which aggregated 10,000 or more tons either during the past month or in the corresponding month in 1933 are listed below:

Commodity	June		Commodity	June	
	1933	1934		1933	1934
<i>Atlantic to Pacific</i>			<i>Pacific to Atlantic—Continued</i>		
Automobiles and parts.....	10,022	16,641	Canned goods (various).....	71,345	38,037
Canned goods (various).....	12,232	6,099	Coffee.....	12,016	10,267
Coal and coke.....	13,323	14,883	Cold storage (food products) * ..	11,771	40,399
Cotton, raw.....	25,121	38,946	Flour.....	24,259	6,454
Iron and steel, manufactures of...	58,390	94,213	Fruit, dried.....	13,078	16,556
Metals.....	5,374	10,836	Fruit, fresh.....	14,408	17,850
Oils, mineral.....	27,793	28,784	Lumber.....	167,118	79,330
Ores.....	53	10,835	Metals.....	40,076	34,557
Paper.....	18,832	29,484	Nitrates.....	25,148	37,256
Phosphates.....	27,784	22,908	Oats.....	8,948	10,455
Scrap metal.....	51,429	53,013	Oils, mineral.....	340,225	474,587
Sulphur.....	10,442	2,673	Oils, vegetable.....	12,391	6,303
Tinplate.....	17,312	16,404	Ores (principally iron).....	13,290	129,594
<i>Pacific to Atlantic</i>			Soy beans.....	261	16,550
Asphalt and tar.....	783	10,885	Sugar.....	161,740	126,793
Barley.....	21,464	8,975	Wheat.....	156,370	66,865
			Wool.....	11,904	10,570

* Does not include fresh fruit.

Commodities in Detail

The following statement lists all commodities passing through the Canal during the month of June 1934, as reported in the cargo declarations, showing the movement, by directions, in the United States intercoastal trade and in the total traffic. In the cargo declarations small items are frequently grouped under the designation of "general cargo;" the statistics are accordingly not precise, but are indicative of the kinds and quantity of cargo in transit through the Canal. The figures are for tons of 2,240 pounds:

Commodity	United States intercoastal		Total for all trade routes including U.S. intercoastal	
	Atlantic to Pacific	Pacific to Atlantic	Atlantic to Pacific	Pacific to Atlantic
Aircraft and parts.....			223	
Agricultural implements.....	687		2,459	35
Alfalfa meal.....		1,281		1,341
Ammonium compounds.....	426		4,134	
Animal foods.....	56	477	76	531
Apparel, wearing (hats, shoes, clothing, etc.).....	111		119	
Asbestos.....	391		415	
Asphalt and tar.....	199	10,474	5,219	10,885
Automobiles (and autotricks).....	968	139	9,718	143
Automobile parts and accessories.....	162		6,923	52
Bags and bagging, textile.....	48		488	329
Bananas.....				849
Barks, miscellaneous.....				187
Barley.....		1,909		8,975
Beans, edible, dry.....	70	2,739	70	6,526
Beer.....	14		28	1
Beverages, nonalcoholic.....	34		59	
Blood and tankage.....				132

* Except as otherwise classified.

Commodity	United States intercoastal		Total for all trade routes including U.S. intercoastal	
	Atlantic to Pacific	Pacific to Atlantic	Atlantic to Pacific	Pacific to Atlantic
Bones and bone meal.....		23	793	23
Books and printed matter.....	7		17	
Borax.....		605	1	7,438
Bran and pollards.....		400	4	2,219
Bricks and tile.....	161		413	
Camphor, crude.....				25
Canned and preserved goods:				
Fish.....	273	4,037	540	6,674
Fruit.....	503	9,033	503	22,334
Meat.....	97	19	822	210
Milk.....			119	104
Soup.....	1,100	278	1,202	278
Vegetables.....	426	1,397	522	1,652
Miscellaneous and unclassified.....	2,104	6,442	2,391	6,785
Carbon black.....	310	43	348	65
Celite.....		196		300
Cement.....	406		7,931	445
Chalk.....			686	
Charcoal.....	66	55	66	55
Chemicals ¹	2,608	524	6,735	677
Clay, china and fire.....	296		395	100
Clay, filtering.....		229		229
Coal.....	1,741		6,468	
Cocoa and cacao beans.....	153		628	2,865
Coconuts and products ¹	165	385	173	1,194
Coffee.....	67	15	4,168	10,267
Coke.....	280		8,415	
Cold storage and refrigerated products:				
Dairy products.....			168	16,778
Eggs.....		60		134
Fish.....	11		60	187
Lard.....			128	
Meats.....	47	36	164	22,966
Vegetables.....			3	30
Other and unclassified.....	152	71	156	304
Confectionery.....	438		470	
Copra.....				5,442
Copra meal and cake.....			868	
Corn.....	893		3,457	41
Cotton, raw.....	677	121	38,946	6,039
Drugs and medicines.....	848	27	917	33
Dyes.....			662	
Earthenware.....	19		263	
Eggs, dried.....				87
Electrical apparatus and appliances.....	195	11	375	65
Explosives.....	42	51	983	65
Extract, quebracho.....			421	
Fertilizers ¹	13	48	201	148
Fish meal.....		371	1	2,860
Floor coverings.....	945	578	955	1,352
Flour.....	276	3,395	1,202	6,454
Fruit, dried.....		4,382	56	16,556
Fruit, fresh ¹		1,194		17,850
Furniture and household goods.....	366	79	395	84
Gallnuts.....				60
General.....	16,450	2,787	49,888	12,355
Glass and glassware.....	1,954	24	3,189	433
Glue.....	50	188	293	188
Groceries.....	940		1,214	6
Gums.....		32		279
Hair, all kinds.....		11		21
Hay.....		249	120	270
Hemp, unmanufactured.....		194	15	2,123
Honey.....		35		177
Hops.....				26
Horns and hoofs.....			227	
Infusorial earth.....		391		712
Iron and steel, manufactures of (structural steel, plates, bars, angles, pipe, etc.).....	61,797	540	94,213	744
Ivory nuts.....			40	1,945
Jute, unmanufactured.....	50		70	
Lard substitute.....	1,050		1,050	
Liquors.....	1,130	254	2,331	322
Lumber (including manufactured mill products).....	1,486	14,036	1,775	79,330
Machinery.....	2,171	182	7,465	219
Malt.....	12	5	520	5
Manufactured goods ¹	2,564		3,828	277
Marble and granite.....	270		349	
Matches.....	318	54	386	115

¹ Except as otherwise classified.

Commodity	United States intercoastal		Total for all trade routes including U.S. intercoastal	
	Atlantic to Pacific	Pacific to Atlantic	Atlantic to Pacific	Pacific to Atlantic
Metals:				
Antimony.....				322
Copper.....	212	3,767	3,943	22,199
Gold and silver.....			1	36
Iron.....	438	135	3,271	135
Lead.....	15	990	2,615	7,855
Tin.....	75	86	113	721
Zinc.....	45		452	2,855
Other and unclassified.....	40	390	441	434
Milk, powdered.....		334	63	697
Molasses and syrups.....	78		86	
Nitrate.....	151		3,007	37,256
Nuts, edible (including meats).....	39	110	296	246
Oats.....		1,401		10,455
Oils, mineral:				
Crude.....			104	112,992
Gas and fuel.....	29	216,876	9,854	225,270
Gasoline, benzine, and naphtha.....	42	88,302	2,222	124,622
Kerosene.....		11,430	19	11,435
Lubricating and greases.....	9,028	150	16,555	218
Oils, vegetable:				
Coconut.....				3,972
Cottonseed.....	287		332	
Linseed.....	54		391	
Olive.....		49	271	49
Rapeseed.....				490
Wood.....	61	51	64	1,305
Other and unclassified.....	187		333	487
Oil, fish.....	11	1,533	46	1,582
Oilseeds (cotton, flax, hemp, sesame, rapeseed, etc.).....		142	200	390
Oilseed cake and meal.....		45		1,376
Ores:				
Antimony.....				25
Chrome.....				8,330
Copper.....				4,243
Gold and silver.....			3,440	291
Iron.....			365	109,650
Lead.....			4,716	1,221
Manganese.....	55	27	55	1,827
Tin.....				846
Zinc.....	23		23	3,116
Other and unclassified.....			2,236	45
Paints and varnishes.....	663	50	1,555	53
Paper and paper products.....	7,982	1,581	29,484	4,798
Paper scrap.....		669	63	669
Peanuts.....	359		359	4
Peas, dry.....				677
Peatmoss.....			551	
Phosphates.....	399		22,908	
Plaster.....				42
Porcelainware.....	20	43	201	2,990
Potash.....		286	4,839	336
Pyrethrum flowers.....		114	193	23
Rags and waste.....	65			798
Railroad material.....			2,223	
Rice.....	518	423	805	1,121
Rope and twine.....	309	22	1,353	132
Rosin.....	582		4,183	
Rubber:				
Manufactured.....	1,313	53	1,793	163
Raw.....		42		981
Scrap.....		117	73	167
Salt.....	433		3,648	250
Sand.....			2,648	16
Scrap metal.....	557	146	53,013	210
Seeds (except oilseeds).....	13	1,539	234	1,791
Sewer pipe (concrete and terra cotta).....	442		442	
Shells, oyster.....	606		606	10
Silk, raw.....		602	150	1,899
Skins and hides.....		952	238	3,413
Slag.....	230		230	
Slate.....	406		406	
Soaps and products.....	1,228	196	1,329	356
Soda and sodium compounds.....	1,967		2,555	30
Soy beans.....	41		147	16,550
Sugar.....		1,350	8,142	126,793
Sulphur.....	2,673		2,673	
Talc.....	112		112	55
Tallow.....		551	60	3,040
Tea.....	29		106	126

* Except as otherwise classified.

Commodity	United States intercoastal		Total for all trade routes including U.S. intercoastal	
	Atlantic to Pacific	Pacific to Atlantic	Atlantic to Pacific	Pacific to Atlantic
Textiles [*]	3,097	120	7,674	2,276
Tinplate.....	2,547		16,404	
Tobacco and manufactures.....	415	6	5,035	48
Toilet preparations.....	70		176	
Turpentine.....	90		90	
Vegetables, dry [*]		23	46	75
Wallboard.....	171		188	1,220
Wax, paraffin.....	198		875	
Wheat.....		893		66,865
Wines.....	81	376	459	881
Wood pulp.....		3,694	2,152	4,035
Wool.....		3,317	83	10,570
Total, June 1934.....	147,579	413,089	527,193	1,241,463
Total, June 1933.....	174,757	456,380	468,369	1,222,878
Total, June 1932.....	125,143	327,508	367,741	1,036,817

^{*} Except as otherwise classified. ^{*} Cotton, silk, wool, rayon goods.

Tanker Traffic

The following tabulation shows the tanker traffic through the Canal during June 1934, classified according to trade route:

Trade route	Atlantic to Pacific			Pacific to Atlantic		
	No. of ships	Panama Canal net tonnage	Tons of cargo	No. of ships	Panama Canal net tonnage	Tons of cargo
United States intercoastal.....	23	134,787	2,440	27	163,380	[*] 327,020
East coast United States and west coast South America.....	2	15,890				
East coast United States and Philippine Islands.....	1	5,582				
East coast United States and Australasia.....				1	6,758	
East coast Canada and west coast South America.....	2	14,340	1,950	2	14,340	28,908
West Indies and west coast United States.....	3	16,107				
West Indies and west coast Central America.....	1	6,054	9,825			
Europe and west coast United States.....	1	5,442		2	12,788	23,470
Europe and west coast South America.....	3	20,144		7	49,569	105,107
Total.....	36	218,346	14,215	39	246,835	484,505

^{*} Includes 10,422 tons asphalt.

Comparison of Canal Traffic in June 1934 with June Traffic in Previous Years

Calendar year	Month of June			Fiscal year	Average per month for fiscal year		
	Commer- cial transits	Panama Canal net tonnage	Tons of cargo		Commer- cial transits	Panama Canal net tonnage	Tons of cargo
1915.....	[*] 142	498,084	567,285	1915.....	[*] 102	361,197	465,567
1916.....	121	381,256	432,767	1916.....	63	199,687	257,843
1917.....	170	538,614	630,638	1917.....	150	483,213	558,213
1918.....	169	573,944	629,210	1918.....	172	547,839	627,669
1919.....	161	517,442	586,887	1919.....	169	510,416	576,355
1920.....	201	704,712	834,421	1920.....	206	712,170	781,208
1921.....	192	761,477	694,720	1921.....	241	951,323	966,601
1922.....	228	970,713	977,478	1922.....	228	951,455	907,075
1923.....	417	2,035,902	2,096,446	1923.....	331	1,550,432	1,630,656
1924.....	377	1,928,039	2,022,850	1924.....	436	2,179,073	2,249,559
1925.....	368	1,753,327	1,920,323	1925.....	389	1,904,596	1,996,570
1926.....	419	1,990,344	2,134,686	1926.....	433	2,064,549	2,169,787
1927.....	455	2,152,926	2,229,097	1927.....	456	2,185,651	2,312,851
1928.....	481	2,227,865	2,139,565	1928.....	538	2,454,886	2,469,226
1929.....	503	2,352,431	2,424,002	1929.....	534	2,468,483	2,555,250
1930.....	478	2,358,237	2,147,181	1930.....	515	2,498,385	2,502,519
1931.....	400	2,058,546	1,758,976	1931.....	461	2,316,012	2,090,233
1932.....	336	1,743,150	1,404,558	1932.....	376	1,968,785	1,650,667
1933.....	364	1,901,117	1,691,247	1933.....	375	1,901,823	1,514,811
1934.....	391	2,020,295	1,768,656	1934.....	461	2,380,550	2,059,888

^{*} Canal opened August 15, 1914. ^{*} Average for 10½ months.

Terminal Activities

Ships repaired during the month of June 1934, numbered 47, including 13 which were drydocked. Fuel oil in the quantity of 243,951 barrels was delivered as bunkers to 110 commercial vessels. Bunker coal amounting to 4,230 tons was delivered to 17 commercial vessels. Sales of commissary supplies to vessels amounted to \$33,814.61.

Cargo Handled at Terminal Ports

	Cristobal	Balboa	Total
Cargoes of bunkers arriving:			
Fuel oil, gasoline, etc. tons	36,035	21,079	57,114
Coal tons	10,515		10,515
Local general cargo arriving tons	17,867	8,576	26,443
Local general cargo shipped tons	4,769	5,224	9,993
Cargo received for transshipment tons	34,745	407	35,152
Cargo transshipped tons	32,159	272	32,431
"Canal Zone for Orders" cargo:			
Number of receipts issued.	17	3	20
Number of releases issued.	58	15	73
Tons received.	310	1	311
Tons withdrawn.	376	7	383

All Vessels Entering and Clearing Port

	Port of Cristobal			Port of Balboa		
	No. of ships	Registered gross tonnage	Registered net tonnage	No. of ships	Registered gross tonnage	Registered net tonnage
<i>Ships entering</i>						
All vessels, including those transiting Canal..	450	2,953,496	1,781,864	412	2,641,327	1,600,566
Vessels entering port but not transiting Canal..	63	382,567	222,964	13	52,474	31,471
Vessels transiting Canal and handling passengers and cargo at terminal ports.....	111	748,395	438,748	133	911,296	537,181
<i>Ships clearing</i>						
All vessels, including those transiting Canal..	445	2,894,351	1,737,073	410	2,628,230	1,590,528
Vessels clearing port but not transiting Canal..	59	349,956	196,963	13	43,804	22,801
Vessels transiting Canal and handling passengers and cargo at terminal ports.....	108	719,276	417,870	133	909,572	537,500

Cargo Discharged and Laden in Terminal Ports

The following is a report of tons of cargo discharged and/or laden at Cristobal and Balboa during the month from midnight, June 15, 1934, to midnight, July 15, 1934. Figures after names of vessels show, respectively, tons discharged and tons laden:

CRISTOBAL

Metapan, 0, 259	Tainui, 0, 2	Veragua, 15, 164	Venezuela, 1, 229	Tolosa, 376, 314
Ancon, 0, 689	Vogtland, 43, 428	San Diego, 630, 0	Vancouver, 100, 191	Yomachichi, 249, 0
Iris, 0, 9	Belfast Maru, 0, 75	Benjamin Franklin, 5, 0	Remuera, 152, 0	Cerigo, 8, 558
Nuevo Panama, 0, 294	Buenos Aires, 60, 0	Margaret Johnson, 9, 0	Cerigo, 1,010, 284	Reina del Pacifico, 76, 341
Salvador, 0, 699	Louisiane, 38, 347	Tacoma, 91, 89	Vigilant, 15, 0	Haiti, 252, 613
Manizales, 0, 403	Knute Nelson, 0, 140	Bodegraven, 337, 132	Boskoop, 600 lbs., 272	Manizales, 1,015, 184
Tolosa, 704, 672	Genev'e Lykes, 147, 0	Contessa, 207, 501	Orduna, 63, 2	Salvador, 562, 1,113
Haiti, 199, 365	Veragua, 286, 127	Tuira, 55, 78	Quirigua, 50, 54	Pres. Wilson, 275, 0
Santa Rosa, 202, 602	Bordeaux Maru, 483, 0	Genev'e Lykes, 0, 215	Santa Inez, 575, 68	Seattle, 108, 404
Colombia, 0, 910	President Garfield, 7, 0	Venezuela, 147, 18	Wisconsin, 170, 103	Santa Cecilia, 476, 401
Canadian Challenger, 109, 33	G. H. Jones, 10,352, 0	Nyhaug, 154, 0	Cefalu, 111, 667	Washington, 18, 199
Nosa Chief, 1,018, 772	Sixaola, 841, 188	Santa Clara, 723, 1	Tuira, 43, 40	Canadian Britisher, 14, 548
Patella, 10,238, 0	Marie Bakke, 13, 0	Santa Monica, 753, 634	Steel Voyager, 28, 0	Santa Paula, 251, 2
Durazzo, 977, 605	Nuevo Panama, 241, 19	Cristobal, 2,594, 845	Istmo, 0, 160	Peten, 5, 160
Caribia, 130, 18	Santa Elisa, 339, 223	Lochkatrine, 210, 6	Hamm, 99, 4	Laurits Swenson, 257, 0
Virgilio, 140, 475½	Register, 182, 40	Sta. Barbara, 403, 515	Beaconhill, 818, 0	Roland, 189, 112
Peten, 17, 9	Guayaquil, 1,666, 473	Flandre, 65, 379	Karnak, 51, 816	Moldanger, 14, 0
Santa Teresa, 192, 99	Lochoyol, 16, 59	Nuevo Panama, 245, 0	Iris, 228, 132	Magician, 208, 0
San Diego, 108, 520	Ulua, 476, 256	Trois Ilets, 178, 18	Feltre, 180, 0	Syria, 15, 57
San Francisco, 154, 111	Pastores, 67, 251	West Camargo, 10, 0	San Angelo, 67, 0	Contessa, 469, 465
Canadian - Conqueror, 39, 675	Calí, 847, 483	Quirigua, 515, 39	Peten, 507, 1	Delfiddik, 158½, 0
Trois Ilets, 0, 3	San Antonio, 41, 0	Axel Johnson, 0, 86	Gertr'e Maersk, 100, 0	Tuira, 46, 16
Hokuroku Maru, 836, 96	Pres. Taft, 340, 55	Santa Marta, 993, 233	London Maru, 681, 91	Sambu, 9, 40
Los Angeles, 0, 521½	Santa Lucia, 464, 7	Tsuyama Maru, 315, 0	Zacaapa, 1,192, 280	Trois Ilets, 150, 12
Cefalu, 168, 659	Caribia, 8, 932	Lagarto, 52, 584	Drechtthof, 43, 124	Santa Maria, 418, 4
Real, 36, 18	Orago, 85, 78	Envoy, 0, 2½	Costa Rica, 160, 6 pkgs.	Ancon, 2,696, 778
Delilian, 183, 0	Daytonian, 118, 0	Komaki Maru, 583, 0	B'ventura, 1,765, 549	Santa Clara, 384, 783
	Acajutla, 531, 1,065	Santa Elena, 217, 231	Antiochia, 0, 465	Montreal Maru, 557, 0
	Vigilant, 0, 16	Colombia, 237, 484½	Takaoka Maru, 45, 0	
	Tai Ping Yang, 1,091, 0	Tivives, 459, 506	Stella Lykes, 867, 110	

CRISTOBAL—Continued

Cuba, 32, 247	Metapan, 874, 241	Manizales, 0, 604	Costa Rica, 1, 569	Dakarian, 222, 0
Sta. Catalina, 423, 547	Kwanto Maru, 1,000,	Vigilant, 55, 58	Ulua, 747, 369	Cordillera, 293, 60
Veragua, 212, 42	42	Istmo, 682, 0	Pastores, 90, 624	Stella, 20, 0
Canadian Highlander, 104, 66	Juan S. Elcano, 188, 0	Durazzo, 853, 0	Santa Lucia, 190, 170	Amerika, 7, 0

BALBOA

Santa Rosa, 9, 33	Santa Lucia, 200, 3	Santa Barbara, 275, 10	President Polk, 0, 3	Laurits Swenson, 2, 0
Santa Teresa, 68, 1	Antigua, 0, 30	Santa Monica, 5, 39	Gertr'e Maersk, 114, 0	Heiyo Maru, 2, 0
Emergency Aid, 649, 0	Tai Ping Yang, 90, 0	Acajutla, 0, 2	Henderson, 45, 7	Gisla, 116, 0
Chiriqui, 0, 12	Benj. Franklin, 520, 0	Wisconsin, 151, 0	Yomachiehi, 231, 0	President Taft, 0, 3
California, 3, 0	Marg't Johnson, 394, 0	Santa Elena, 44, 14	Santa Paula, 250, 5	Santa Catalina, 50, 7
Nosa Chief, 0, 46	La Purisima, 4, 0	Talamanca, 0, 95	Chiriqui, 9, 33	Geisha, 92, 0
Atago Maru, 0, 1	Santa Clara, 2, 3	Santa Inez, 89, 0	Tai Shan, 1, 1	Santa Clara, 55, 10
U.S.S. Nitro, 3, 0	Chateau Thierry, 168,	Falkefjell, 11,208, 0	Washington, 0, 237	
Pennsylvania, 104, 66	76	Beaconhill, 1,908, 0	Trois Ilets, 237, 0	
Santa Elisa, 119, 4	Republic, 613, 98	California, 51, 0	Santa Cecilia, 0, 2	

Passengers

Ocean ship passengers disembarking at Cristobal numbered 2,040; embarking, 1,599; at Balboa, 1,089 disembarking and 1,450 embarking. Passengers passing through the Canal from the Atlantic to the Pacific numbered 3,203, from the Pacific to the Atlantic, 2,690. Aircraft numbering 45 entered Cristobal, and 120 passengers disembarked; clearances were 48, with 130 passengers embarking; at Balboa 1 aircraft entered with 1 passenger disembarking; clearances, 1, with no passengers embarking.

Traffic Through the Panama Canal During Fiscal Year 1934 by Nationality

Nationality	No. of ships	TONNAGE				Tolls	Tons of cargo
		Panama Canal net	United States equivalent	Registered gross	Registered net		
British.....	1,208	6,831,307	4,881,600	8,146,405	4,931,037	\$5,757,319.25	5,193,136
Chilean.....	7	26,680	21,190	34,575	19,618	23,508.52	21,989
Colombian.....	1	307	302	405	308	226.50	
Danish.....	135	636,831	419,001	702,680	434,450	501,632.90	533,262
Danzig.....	70	559,101	478,953	848,915	480,944	500,593.30	575,125
Finnish.....	7	31,811	21,498	34,948	21,269	25,154.58	25,560
French.....	92	509,467	328,432	613,791	343,282	404,744.36	430,668
German.....	301	1,059,731	705,116	1,216,350	718,059	871,137.96	962,218
Greek.....	13	54,026	36,999	59,828	36,946	43,061.97	60,799
Honduran.....	9	432	414	378	342	448.68	183
Italian.....	68	478,429	317,010	587,153	351,681	378,443.07	256,465
Japanese.....	258	1,413,305	1,133,535	1,759,794	1,116,220	1,378,227.43	1,510,916
Mexican.....	1					613.50	
Netherlands.....	91	535,315	358,512	590,823	355,521	441,367.22	403,451
Norwegian.....	450	2,236,955	1,476,971	2,477,331	1,485,180	1,748,481.84	2,080,833
Panamanian.....	383	287,187	218,802	388,972	219,694	239,398.70	150,667
Peruvian.....	14	17,823	15,176	24,086	14,263	22,317.30	9,104
Russian.....	3	1,559	2,779	5,756	2,744	2,084.25	
Spanish.....	1					1,648.50	
Swedish.....	122	569,495	391,555	1,005,950	481,474	451,361.30	766,921
United States.....	2,269	13,225,698	9,473,009	15,761,429	9,457,363	11,186,953.53	11,578,453
Venezuelan.....	12	10,156	9,304	16,927	9,774	9,461.04	7,221
Yugoslav.....	18	80,980	60,483	97,340	59,625	75,603.75	151,680
Fiscal year 1934..	5,533	28,566,595	20,348,641	34,373,836	20,539,794	24,063,789.45	24,718,651
Fiscal year 1933..	4,494	22,821,876	16,368,930	27,185,332	16,537,108	19,620,458.53	18,177,728
Fiscal year 1932..	4,506	23,625,419	17,207,789	28,770,941	17,386,148	20,707,377.05	19,807,998

Foreign naval vessels, other than transports, colliers, hospital ships, and supply ships, pay tolls at the rate of \$0.50 per ton displacement. Included in the preceding tabulation of transits and tolls, but not of tonnages, are the foreign naval vessels which transited the Canal during the fiscal year 1934 and paid tolls on the basis of displacement, as follows:

Nationality	No. of vessels	Displacement tonnage	Tolls
British.....	8	35,508	\$17,754.00
German.....	1	6,490	3,245.00
Mexican.....	1	1,227	613.50
Peruvian.....	7	9,742	4,871.00
Spanish.....	1	3,297	1,648.50
Total.....	18	56,264	28,132.00

Movements of Ocean Vessels Through the Panama Canal

From midnight June 15, 1934, to midnight July 15, 1934

ATLANTIC TO PACIFIC

Ship	Date arrived	Date cleared	Nationality	Line (Charterer or operator)	Port		Cargo	
					From—	For—	Nature	Tons
H. M. Storey ¹	16	16	Amer.	Standard Ship. Co...	Norfolk, Va....	Los Angeles, Cal.	Ballast
Lena Luckenbach	16	16	Amer.	Luckenbach Line....	Boston, Mass....	Seattle, Wash....	General	2,875
F. H. Bedford, Jr. ²	16	16	Danz.	Stand. Franco-Amer...	New York, N.Y.	Talara, Peru	Ballast
Hoxbar ³	16	16	Amer.	C. D. Mallory & Co.	Newp't News, Va.	Los Angeles, Cal.	Ballast
Alaskan	16	16	Amer.	Amer.-Hawaiian Line.	Boston, Mass....	Portland, Oreg....	General	2,925
Trontolite ⁴	16	16	Brit.	Imperial Oil Co.	Montreal, Can...	B'ventura, Col...	Gasoline	(¹⁵)
Santa Rosa	16	17	Amer.	Panama Mail S.S. Co.	New York, N.Y.	Seattle, Wash....	General	2,522
La Korrigane ⁵	11	17	Fr.	U. de Ganay	Marseille, France	Tahiti	Ballast
Salvador	9	17	Brit.	Pacific Steam Nav. Co	Cristobal, C.Z.	Champ'ico, Guat.	General	698
Canadian Challenger.	16	17	Brit.	Can. Nat. Steamships	Montreal, Can...	Melbourne, Au'lia	General	4,318
Allende	16	17	Brit.	Morel, Ltd.	Norfolk, Va....	Yokohama, Jap.	Scrap steel	8,157
Silvercypress ⁶	17	17	Brit.	Silver Line, Ltd.	Halifax, N.S....	Penang, Str. Set.	General	1,412
Nuevo Panama ⁷	15	17	Pan.	Elliot Ship. & Land Co.	Cristobal, C.Z.	B'ventura, Col...	General	240
Kurama Maru	17	17	Jap.	Kokusai Kisen Kaisha	New York, N.Y.	Kobe, Japan	Cotton, gen.	9,062
Bethore	17	17	Amer.	Ore S.S. Corp.	Baltimore, Md...	Cruz Gr'de, Chile	Ballast
Cowrie ⁸	17	17	Brit.	Anglo-Saxon Pet. Co.	Baltimore, Md...	Los Angeles, Cal.	Ballast
Alamar	17	17	Amer.	Calmar Line.	Baltimore, Md...	Seattle, Wash....	Steel, gen.	5,050
Manizales	9	17	Ger.	North German Lloyd.	Cristobal, C.Z.	Guayaquil, Ecuad	General	404
Kumara	17	17	Brit.	Shaw, Savill & Albion.	London, Eng...	Bluff, N.Z.	General	3,648
Cimba ⁹	19	18	Amer.	R. Maury	Kingston, Jam...	Galapagos	Ballast
Barbana G.	17	18	Ital.	Garibaldi Soc. An. Cop. di Nav.	La Spezia, Italy..	Tocopilla, Chile.	Ballast
Bronnoy ¹⁰	18	18	Nor.	Canadian Transp. Co.	Barbados, B.W.I.	Vancouver, B.C.	Sugar	8,000
Castana ¹¹	18	18	Amer.	U.S. Tankship Corp.	New Orleans, La.	Los Angeles, Cal.	Ballast
Nosa Chief	16	18	Amer.	Grace Line.	Cristobal, C.Z.	S. Francisco, Cal.	General	772
Atago Maru ¹²	18	19	Jap.	Nippon Yusen Kaisha	Philadelphia, Pa.	Kobe, Japan	Gen., cotton	8,633
J-26 ¹³	18	19	Amer.	U.S. Army.	Cristobal, C.Z.	Gatun, C.Z.	Ballast
San Francisco ¹⁴	18	19	Ger.	Hamburg-Amer. Line.	Hamburg, Ger...	Vancouver, B.C.	General	3,897
Patella ¹⁵	16	19	Brit.	Anglo-Saxon Pet. Co.	Curacao, D.W.I.	S. Francisco, Cal.	Ballast
King City	18	19	Brit.	Reardon Smith Line.	Galveston, Tex.	Shanghai, China.	General	7,314
Mexican	19	19	Amer.	Amer.-Hawaiian Line.	Boston, Mass....	Tacoma, Wash....	General	2,097
Nitro ¹⁶	19	21	Amer.	U.S. Navy.	Norfolk, Va....	Bremerton, Wash.	Navy stores	2,060
Huntingdon	20	20	Brit.	Federal Steam Nav. Co.	Falmouth, Eng...	New Zealand	Ballast
W. S. Rheem ¹⁷	20	20	Amer.	Standard Ship. Co.	New York, N.Y.	Los Angeles, Cal.	Ballast
Iris	19	20	Neth.	Royal Neth. S.S. Co.	Pto. Colombia	Guayaquil, Ecuad	General	46
La Plata Maru ¹⁸	20	20	Jap.	Osaka Shosen Kaisha.	Buenos Aires, Arg.	Kobe, Japan	Gen, cotton	3,448
Ville de Strasbourg.	20	20	Fr.	Messageries Marit'ies.	Marseille, France	New Caledonia	General	936
Vogtland ¹⁹	20	20	Ger.	Hamburg-Amer. Line.	Hamburg, Ger...	Valparaiso, Chile.	General	2,458
Belfast Maru.	20	20	Jap.	Kawasaki K. Kaisha.	Houston, Tex....	Kobe, Japan	(²⁰)	4,479
J-26 ²¹	19	20	Amer.	U.S. Army.	Cristobal, C.Z.	Gatun, C.Z.	Ballast
Sambu ²²	19	20	Pan.	Elliot Ship. & Land Co.	Cristobal, C.Z.	Balboa, C.Z.	Ballast
Real ²³	19	20	Pan.	Elliot Ship. & Land Co.	Cristobal, C.Z.	Balboa, C.Z.	General	16
Pirate ²⁴	20	20	Pan.	E. J. Hooper	Cristobal, C.Z.	Gatun, C.Z. ²⁵	Bananas
Buenos Aires ²⁶	20	21	Swed.	Johnson Line.	Stockholm, Swed.	Vancouver, B.C.	General	4,042
Trois Ilets.	18	21	Fr.	French Line	Fort de France	B'ventura, Col...	General	3
Heffron	20	21	Amer.	Pac. Coast Dir. Line.	Boston, Mass....	Tacoma, Wash....	Steel, gen.	2,788
Vestvard ²⁷	20	21	Nor.	H. E. L. Meyer, Jr.	Newcastle, Eng...	Los Angeles, Cal.	Coke	4,846
Fernbank ²⁸	20	21	Nor.	Fern Line.	Mobile, Ala....	Shanghai, China.	Cotton	4,238
Washington Express. ²⁹	21	21	Nor.	Fruit Express Line.	London, Eng...	Los Angeles, Cal.	Ballast
Louisiane	20	21	Fr.	French Line	Dunkirk, France.	Talcahuano, Chile	General	902
Titania ³⁰	21	21	Nor.	Maersk Line.	Chester, Pa....	Japan	General	3,686
Bushnell ³¹	15	21	Amer.	U.S. Navy.	N. London, Conn.	San Diego, Calif.	Ballast
Marore	21	21	Amer.	Ore S.S. Corp.	Baltimore, Md...	Cruz Gr'de, Chile	Ballast
Thurland Castle ³²	21	21	Brit.	Barber S.S. Line.	New York, N.Y.	Yokohama, Jap.	(³³)	3,934
Sunol ³⁴	21	21	Amer.	Sun Oil Co.	Chester, Pa....	Los Angeles, Cal.	Ballast
Lubrico ³⁵	21	21	Amer.	Standard Oil Co.	Paulsboro, N.J.	S. Francisco, Cal.	(³⁶)	2,440
J. L. Luckenbach.	21	22	Amer.	Luckenbach Line.	Boston, Mass....	Seattle, Wash....	General	2,337
Pennsylvania.	22	22	Amer.	Panama-Pacific Line.	New York, N.Y.	S. Francisco, Cal.	General	2,165
President Garfield	22	22	Amer.	Dollar Line.	New York, N.Y.	S. Francisco, Cal.	Gen., autos.	2,567
Eleanor Christenson.	22	22	Amer.	Sudden & Christenson	New York, N.Y.	Seattle, Wash....	General	3,140
Chr. Th. Boe ³⁷	22	22	Nor.	Olaf Boe & Co.	Stockholm, Swed.	Talara, Peru	Ballast
Larry Doheny ³⁸	22	22	Nor.	Richfield Oil Co.	Paulsboro, N.J.	Los Angeles, Cal.	Ballast
Tapu	22	22	Brit.	Federal Steam Nav. Co.	Tampico, Mex...	Adelaide, Aus'lia.	General	4,524
Genevieve Lykes.	21	22	Amer.	Lykes Bros. S.S. Co.	Tampa, Fla....	B'ventura, Col...	Gen., horses	841
Peter Hurl ³⁹	22	22	Danz.	W. Tank Schiff Rhed'i.	Fawley, Eng...	Talara, Peru	Ballast
Altair ⁴⁰	22	22	Amer.	Stand. Vacuum Tr'p.	Providence, R.I.	Manila, P.I.	Ballast
Point Salinas	22	22	Amer.	Swayne & Hoyt	Houston, Tex....	Seattle, Wash....	General	6,349
Sambu ⁴¹	21	21	Pan.	Elliot Ship. & Land Co.	Cristobal, C.Z.	Balboa, C.Z.	Ballast

¹ Tanker. ² Motor ship. ³ Motor schooner. ⁴ Launch. ⁵ Yacht. ⁶ Auxiliary. ⁷ Submarine tender.¹⁵ 502,295 gallons. ¹⁶ And return to Cristobal. ¹⁷ Cotton, scrap iron. ¹⁸ Scrap iron, general. ¹⁹ Lubricating oil.

ATLANTIC TO PACIFIC—Continued

Ship *	Date arrived	Date cleared	Nationality	Line (Charterer or operator)	Port		Cargo	
					From—	For—	Nature	Tons
Lt. Col. H. C. Schumm. ⁴			Amer.	U.S. Army	Cristobal, C.Z.	Balboa, C.Z.	Ballast	
Larchbank ²	22	23	Brit.	Mersey Paper Co.	Liverpool, Eng.	Adelaide, Aus'lia.	Newspt rolls	4,261
Geo. H. Jones ¹	22	23	Amer.	Standard Ship. Co.	Ponce, P.R.	Los Angeles, Cal.	Ballast	
Marie Bakke ²	22	23	Nor.	Knut Knutsen, O.A.S.	Goth'burg, Swed.	Valparaiso, Chile.	General	1,875
Frank Lynch ²	23	24	Amer.	Continental Grain Co.	Freeport, Tex.	S. Francisco, Cal.	Sulphur	2,514
Steel Ranger ²	23	23	Amer.	Isthmian S.S. Lines.	Portland, Me.	Vancouver, B.C.	Gen., steel	6,622
Dakota ¹	23	23	Amer.	Amer.-Hawaiian Line.	Boston, Mass.	Tacoma, Wash.	General	2,863
Santa Elisa ¹	23	24	Amer.	Grace Line	New York, N.Y.	Talcahuano, Chile	General	2,493
Nuevo Panama ²	23	23	Pan.	Elliot Ship. & Land Co.	Cristobal, C.Z.	B'ventura, Col.	General	170
Stanford ²	23	23	Nor.	Long's Mach. & Equip.	New Orleans, La.	Yawata, Japan.	(¹⁴)	7,873
Texas Shipper ²	23	23	Amer.	McCormick S.S. Co.	Norfolk, Va.	Tacoma, Wash.	General	3,644
Bathalam ⁴	23	23	Rus.	Russian Government.	New York, N.Y.	Vlad'ok, U.S.S.R.	Ballast	
Baymead ⁴	23	23	Rus.	Russian Government.	New York, N.Y.	Vlad'ok, U.S.S.R.	Ballast	
Floreana ² , 11-9	23	24	Col.	A. Tagaropulos.	Cristobal, C.Z.	Puntarcas, C.R.	Ballast	
Bonnington Court. ²	23	24	Brit.	Canadian Transp. Co.	Montreal, Can.	Tacoma, Wash.	General	5,405
Cincinnati ^{1,2}	24	25	Amer.	U.S. Navy	U.S. port.	San Diego, Calif.	Ballast	
Calagrolite ²	24	25	Brit.	Imperial Oil Co.	Montreal, Can.	Cabo Blanco, Per.	Ballast	
San Antonio ¹	24	24	Fr.	French Line.	Havre, France.	Vancouver, B.C.	(¹⁶)	2,328
Niel Maersk ²	24	24	Dan.	Isbrandtsen Moller.	Boston, Mass.	Cebu, P.I.	General	5,564
Orazio ²	24	25	Ital.	Societa Italia.	Genoa, Italy	Valparaiso, Chile.	General	948
Steelcor ²	25	25	Amer.	Ore S.S. Corp.	Baltimore, Md.	Cruz Gr'de, Chile	Ballast	
Chicasaw City ²	25	25	Amer.	Isthmian S.S. Lines.	Savannah, Ga.	Shanghai, China	Gen., tobacco	5,987
Durazzo ²	16	25	Ger.	Hamburg-Amer. Line.	Cristobal, C.Z.	Guayaquil, Ecuador	General	600
Toksei Maru ²	25	26	Jap.	Kawasaki K. Kaisha.	Tampa, Fla.	Seikoshin, China.	Phosphate	6,376
J-26 ²			Amer.	U.S. Army	Cristobal, C.Z.	Gatun, C.Z.	Ballast	
Pacific Reliance ²	25	26	Brit.	Furness, Withy & Co.	Manchester, Eng.	Vancouver, B.C.	General	654
H.M.S. York ^{1,2}	26	27	Brit.	British Government.	Bermuda, B.W.I.	Balboa, C.Z.	Ballast	
Benjamin Franklin ²	26	27	Nor.	Fred Olsen Line.	Oslo, Norway.	Vancouver, B.C.	General	3,430
Antiope ²	26	26	Brit.	Andrew Weir & Co.	Cardiff, Eng.	Papete, Soc. Is.	Coal	4,001
Margaret Johnson ²	26	27	Swed.	Johnson Line.	Stockholm, Swed.	S. Francisco, Cal.	General	1,375
Robin Gray ²	26	26	Amer.	Lukenbach Gulf Co.	New Orleans, La.	Tacoma, Wash.	General	4,752
Sambu ²	26	26	Pan.	Elliot Ship. & Land Co.	Cristobal, C.Z.	Balboa, C.Z.	Ballast	
Tuira ²	26	26	Pan.	Elliot Ship. & Land Co.	Cristobal, C.Z.	Pto. Arm'les, R.P.	General	65
A. B. de Obarrio ²	26	26	Pan.	A. Valdez	Cristobal, C.Z.	Balboa, C.Z.	Ballast	
Pirate ²	27	27	Pan.	E. J. Hooper	Cristobal, C.Z.	Gatun, C.Z. ¹⁸	Bananas	
Icy-V ²			Amer.	L. H. Breton	Cristobal, C.Z.	Balboa, C.Z.	Ballast	
San Diego ²	25	27	Amer.	States S.S. Co.	Norfolk, Va.	Seattle, Wash.	General	3,120
Frank G. Drum ¹	27	27	Amer.	Associated Oil Co.	New York, N.Y.	Los Angeles, Cal.	Ballast	
Parthenia ²	27	27	Brit.	Donaldson Line.	Glasgow, Scot.	Portland, Oreg.	General	899
Almirante Guise ²	27	27	Peru.	Peruvian Government	Fort de France.	Talara, Peru	Ballast	
Almirante Villar ²	27	27	Peru.	Peruvian Government	Fort de France.	Talara, Peru	Ballast	
Brimanger ²	27	28	Nor.	Interocean S.S. Corp.	Rotterdam, Neth.	Vancouver, B.C.	Psgrs. only.	
Nybaug ²	27	27	Nor.	Wessel, Duval & Co.	New York, N.Y.	San Antonio, Chile	General	4,731
Pennsylvania ^{1,3}	27	28	Amer.	U.S. Navy	New York, N.Y.	San Diego, Calif.	Ballast	
President Pierce ²	28	29	Amer.	Dollar Line	New York, N.Y.	S. Francisco, Cal.	Gen., mach.	1,395
Lisbon Maru ²	27	28	Amer.	Nippon Yusen Kaisha	Philadelphia, Pa.	Kobe, Japan	General	7,979
Kwansai Maru ²	27	28	Jap.	Osaka Shosen Kaisha	New York, N.Y.	Moji, Japan.	(¹⁷)	9,234
Appledore ²	28	28	Brit.	Anglo-Can. Ship. Co.	Cardiff, Eng.	Vancouver, B.C.	Ballast	
Lochkatrine ²	28	28	Brit.	Royal Mail Lines.	Rotterdam, Neth.	Vancouver, B.C.	General	1,473
Chateau Thierry ²	28	28	Amer.	U.S. Army	New York, N.Y.	Balboa, C.Z.	Supplies	167
R. L. Hague ²	29	29	Ital.	Standard Ship. Co.	New York, N.Y.	Talara, Peru	Ballast	
Hakubasan Maru ²	29	29	Jap.	Mitsui Bussan Kaisha	Philadelphia, Pa.	Moji, Japan.	Gen., cotton.	7,275
West Camargo ²	29	29	Amer.	McCormick S.S. Co.	Buenos Aires, Arg.	Vancouver, B.C.	(¹⁸)	4,831
Mauna Kea ²	29	29	Amer.	Matson Nav. Co.	New York, N.Y.	Los Angeles, Cal.	Ballast	
Santa Monica ²	29	29	Amer.	Panama Mail S.S. Co.	Cristobal, C.Z.	S. Francisco, Cal.	General	731
Matakana ²	29	29	Brit.	Shaw, Savill & Albion	London, Eng.	Wellington, N.Z.	General	2,750
Santa Barbara ²	29	30	Amer.	Grace Line	New York, N.Y.	Valparaiso, Chile.	General	2,906
Willhilo ²	29	29	Amer.	Amer.-Hawaiian Line.	Baltimore, Md.	Seattle, Wash.	General	4,079
Lagarto ²	29	30	Brit.	Pacific Steam Nav. Co.	Hull, England	Coronel, Chile.	General	4,003
City of Pittsburg ²	29	30	Amer.	Ellerman Hall Lines.	New York, N.Y.	Dairen, China.	General	4,576
Horace Luckenbach ²	30	30	Brit.	Lukenbach Line.	Boston, Mass.	Seattle, Wash.	General	2,854
Missourian ²	30	30	Amer.	Amer.-Hawaiian Line.	Boston, Mass.	Seattle, Wash.	General	4,084
Santa Elena ²	30	1	Amer.	Grace Line	New York, N.Y.	Seattle, Wash.	Coffee, gen.	2,505
Vancouver ²	30	1	Ger.	Hamburg-Amer. Line.	Hamburg, Ger.	Vancouver, B.C.	General	2,478
Svedrott ²	1	1	Swed.	Scand. S. Pacific Line.	Oslo, Norway	Valparaiso, Chile.	Cement, gen.	1,747
Cali ²	23	1	Ger.	North German Lloyd.	Cristobal, C.Z.	Guayaquil, Ecuador	General	482
Aradia ⁶	30	2	Amer.	Margaret S. Hardwick	Jacksonville, Fla.	Galapagos Island	Ballast	
Cities Service Toledo ²	1	1	Amer.	Cities Serv. Transp. Co.	New York, N.Y.	Los Angeles, Cal.	Ballast	
Tirpitz ²	1	1	Ger.	Hamburg-Amer. Line.	Hamburg, Ger.	Pt. Chicama, Peru	Ballast	
Portmar ²	1	1	Amer.	Calmar Line.	Baltimore, Md.	Seattle, Wash.	Steel, gen.	6,351
Nordvard ²	1	1	Nor.	L. Kloster Rederi.	Baltimore, Md.	Yawata, Japan.	Scrap iron.	7,009

¹ Tanker. ² Motor ship. ³ Motor schooner. ⁴ Tug. ⁵ Launch. ⁶ Yacht. ⁷ Transport. ⁸ Destroyer. ⁹ Battleship. ¹⁰ Cruiser. ¹¹ Battleship. ¹² Scrap iron, steel. ¹³ And return to Cristobal. ¹⁴ General, coal, steel, etc. ¹⁵ Automobiles, iron, general. ¹⁶ Maize, bones, cocoa, coffee.

ATLANTIC TO PACIFIC—Continued

Ship	Date arrived	Date cleared	Nationality	Line (Charterer or operator)	Port		Cargo	
					From—	For—	Nature	Tons
Boskoop.....	1	1	Neth.	Royal Neth. S.S. Co.	Hamburg, Ger.	Corral, Chile.....	General.....	1,900
Acajutla.....	24	1	Brit.	Pacific Steam Nav. Co.	Cristobal, C.Z.	Champico, Guat.	General.....	1,066
H.M.S. Norfolk ²	1	2	Brit.	British Government..	Kingston, Jam.	Comax, B.C.....	Ballast.....	
Chilore.....	1	2	Amer.	Ore S.S. Corp.	Baltimore, Md.	Cruz Gr'de, Chile	Ballast.....	
John D. Archbold ¹	12	12	Amer.	Standard Ship. Co.	New York, N.Y.	Los Angeles, Cal.	Ballast.....	
Trois Ilets.....	28	2	Fr.	French Line.....	Cristobal, C.Z.	B'ventura, Col.	General.....	19
Point Ancha.....	2	2	Amer.	Swayne & Hoyt.	Galveston, Tex.	Powell Riv., B.C.	General.....	2,709
El Ciervo ¹	2	3	Brit.	Dom. Tar & Chemical	Montreal, Can.	Vancouver, B.C.	Creosote.....	5,912
Col. Riche.....			Amer.	U.S. Army.....	Cristobal, C.Z.	Gatun, C.Z.	Tow'g barge.	
Ward ²	1	3	Amer.	Roosevelt S.S. Co.	New York, N.Y.	Shanghai, China.	General.....	4,641
Beaconoil ¹	2	3	Amer.	Shell Oil Co.	Fall River, Mass.	Los Angeles, Cal.	Ballast.....	
Baldhill ¹	2	3	Amer.	Penn. Shipping Co.	Sewaren, N.J. ²	Los Angeles, Cal.	Ballast.....	
City of Rayville ²	2	3	Amer.	Roosevelt S.S. Co.	Baltimore, Md.	Adelaide, Aus'lia.	General.....	4,705
Uyo Maru ¹	2	3	Jap.	Kawasaki K. Kaisha.	Baltimore, Md.	Los Angeles, Cal.	Ballast.....	
Santa Cecilia.....	3	3	Amer.	Argonaut S.S. Co.	New York, N.Y.	Seattle, Wash.	General.....	3,653
Katsuragi Maru ²	3	3	Jap.	Kokusai Kisen Kaisha	New York, N.Y.	Osaka, Japan.....	Gen., cotton.	7,131
Harbury.....	3	3	Brit.	National S.S. Co.	Kingston, Jam.	Coquimbo, Chile.	Ballast.....	
West Cape.....	3	4	Amer.	McCormick S.S. Co.	New York, N.Y.	Tacoma, Wash.	General.....	5,163
Bradfyne.....	3	4	Brit.	W. R. Smith & Sons.	New Orleans, La.	Osaka, Japan.....	Cotton, gen.	7,228
Nichiyu Maru ²	4	4	Jap.	Kawasaki K. Kaisha.	Pt. Tampa, Fla.	Kobe, Japan.....	Phosphate.	7,802
Fernmoor ²	4	4	Nor.	Fern Line.....	Houston, Tex.	Kobe, Japan.....	(¹)	6,480
Point Aroya.....	4	4	Amer.	Swayne & Hoyt.	Houston, Tex.	S. Francisco, Cal.	Steel, gen.	2,633
Steel Voyager.....	4	4	Amer.	Isthmian S.S. Lines	Portland, Me.	Tacoma, Wash.	Steel, gen.	3,547
Elizabeth Kellogg ¹	4	5	Amer.	Kellogg S.S. Co.	Norfolk, Va.	Los Angeles, Cal.	(¹)	7,000
Clunepark.....	4	4	Brit.	Nitrate Corp.	New York, N.Y.	Taltal, Chile.....	Ballast.....	
Samba ¹	3		Pan.	Elliot Ship. & Land Co.	Cristobal, C.Z.	Balboa, C.Z.	Ballast.....	
Tuira ¹	3	4	Pan.	Elliot Ship. & Land Co.	Cristobal, C.Z.	Pto. Armies, R.P.	General.....	22
Pirate ³	4		Pan.	E. J. Hooper.....	Cristobal, C.Z.	Gatun, C.Z. ¹	Bananas.....	
S-48 ¹			Amer.	U.S. Navy.....	Cristobal, C.Z.	Balboa, C.Z.	Ballast.....	
S-14 ¹			Amer.	U.S. Navy.....	Cristobal, C.Z.	Balboa, C.Z.	Ballast.....	
Beaconhill ¹	4	6	Amer.	West India Oil Co.	Baton Rouge, La.	Los Angeles, Cal.	Gasoline.....	1,903
S-10 ¹			Amer.	U.S. Navy.....	Cristobal, C.Z.	Balboa, C.Z.	Ballast.....	
S-16 ¹			Amer.	U.S. Navy.....	Cristobal, C.Z.	Balboa, C.Z.	Ballast.....	
F. W. Abrams ¹	4	5	Amer.	Standard Ship. Co.	Providence, R.I.	Los Angeles, Cal.	Ballast.....	
Fernbrook ²	5	5	Nor.	Fearnley & Eger.	Houston, Tex.	Yokohama, Jap.	Cotton, gen.	7,082
S-11 ¹			Amer.	U.S. Navy.....	Cristobal, C.Z.	Balboa, C.Z.	Ballast.....	
S-15 ¹			Amer.	U.S. Navy.....	Cristobal, C.Z.	Balboa, C.Z.	Ballast.....	
S-13 ¹			Amer.	U.S. Navy.....	Cristobal, C.Z.	Balboa, C.Z.	Ballast.....	
S-17 ¹			Amer.	U.S. Navy.....	Cristobal, C.Z.	Balboa, C.Z.	Ballast.....	
Gedania ¹	5	5	Ger.	Agwi Petroleum Co.	Aruba, D.W.I.	Talara, Peru.....	Ballast.....	
Istmo.....	4	5	Pan.	Elliot Ship. & Land Co.	Rio Hacha, Col.	Tumaco, Col.	Gen., salt.	610
Mercury Sun ²	5	5	Amer.	Sun Oil Co.	Chester, Pa.	Los Angeles, Cal.	Ballast.....	
Svealand ¹	5	6	Swed.	Ore S.S. Corp.	New York, N.Y.	Cruz Gr'de, Chile	Ballast.....	
Q.M. No. 1 ⁵			Amer.	U.S. Army.....	Cristobal, C.Z.	Gatun, C.Z.	Ballast.....	
Mallard ¹⁰			Amer.	U.S. Navy.....	Cristobal, C.Z.	Balboa, C.Z.	Ballast.....	
J-26 ⁵			Amer.	U.S. Army.....	Cristobal, C.Z.	Gatun, C.Z.	Ballast.....	
Retriever ¹³			Amer.	U.S. Navy.....	Cristobal, C.Z.	Balboa, C.Z.	Ballast.....	
San Angelo.....	5	6	Amer.	States S.S. Co.	Norfolk, Va.	Seattle, Wash.	General.....	2,791
President Polk.....	6	6	Amer.	Dollar Line.....	New York, N.Y.	S. Francisco, Cal.	General.....	4,679
Canadian Constructor.	5	6	Brit.	Can. Nat. Steamships	Montreal, Can.	Lyttleton, N.Y.	General.....	4,413
California.....	6	6	Amer.	Panama-Pacific Line.	New York, N.Y.	S. Francisco, Cal.	General.....	1,749
Sage Brush.....	6	6	Amer.	Shepard S.S. Co.	Houston, Tex.	Seattle, Wash.	General.....	6,840
Malay ¹	6	6	Amer.	C. D. Mallory & Co.	Norfolk, Va.	Los Angeles, Cal.	Ballast.....	
Port Fairy ²	6	6	Brit.	Com'lth & Dom. Line	London, Eng.	Qamaru, N.Z.	General.....	4,507
Feltre ²	5	6	Ital.	Nav. Libera-Triestina	Trieste, Italy.....	Vancouver, B.C.	Salt, gen.	2,056
Karnak.....	4	6	Ger.	Hamburg-Amer. Line.	Hamburg, Ger.	Corral, Chile.....	General.....	2,624
France Maru.....	6	6	Jap.	Kokusai Kisen Kaisha	New York, N.Y.	Kobe, Japan.....	(¹)	7,845
Henderson ⁸	6	10	Amer.	U.S. Navy.....	Norfolk, Va.	Honolulu, T.H.	General.....	796
Camden ¹	6	7	Amer.	Standard Ship. Co.	Charleston, S.C.	Los Angeles, Cal.	Ballast.....	
Jersey City.....	6	7	Brit.	Mitsubishi Shoji K.	Philadelphia, Pa.	Kobe, Japan.....	Scrap steel.	8,546
Edgehill.....	7	7	Amer.	Lykes Bros.-Ripley Co.	New Orleans, La.	Manila, P.I.	Cotton, wire.	5,312
Tarangar ²	7	7	Nor.	Intercean S.S. Corp.	Rotterdam, Neth.	Vancouver, B.C.	Ballast.....	
Comet ¹	7	7	Amer.	Robert F. Hand.	Boston, Mass.	Talara, Peru.....	Ballast.....	
Acme ¹	6	7	Amer.	Stand. Vacuum Tr'p.	New York, N.Y.	S. Francisco, Cal.	Ballast.....	
Reina del Pacifico. ²	7	8	Brit.	Pacific Steam Nav. Co.	Liverpool, Eng.	Talcahuano, Chile	General.....	2,659
Arizonan.....	7	8	Amer.	Amer.-Hawaiian Line.	Boston, Mass.	Portland, Oreg.	General.....	3,476
Tai Shan ¹	7	8	Pan.	Barber S.S. Line.	New York, N.Y.	Los Angeles, Cal.	General.....	4,260
Pacific Enterprise. ²	8	8	Brit.	Furness, Withy & Co.	Glasgow, Scot.	Vancouver, B.C.	General.....	553
Iris.....	4	8	Neth.	Royal Neth. S.S. Co.	Cristobal, C.Z.	Guayaquil, Ecuador	General.....	138
Cerigo.....	7	8	Ger.	Hamburg-Amer. Line.	Pto. Colombia.....	Guayaquil, Ecuador	General.....	598
American Eagle.....	8	8	Amer.	Amer.-Foreign S.S. Co.	Pt. Pierce, Fla.	Seattle, Wash.	Ballast.....	
Seattle ²	8	8	Ger.	Hamburg-Amer. Line.	Hamburg, Ger.	Portland, Oreg.	General.....	2,056
Santa Cecilia.....	8	10	Amer.	Grace Line.....	New York, N.Y.	Talcahuano, Chile	General.....	2,463

¹ Tanker. ² Motor ship. ³ Motor schooner. ⁴ Launch. ⁵ Submarine. ⁶ Transport. ⁷ Mine sweeper. ⁸ Cruiser. ⁹ Crane. ¹⁰ Cotton, lead, etc. ¹¹ And return to Cristobal. ¹² Whale and cottonseed oil. ¹³ Scrap rails and asbestos.

ATLANTIC TO PACIFIC—Continued

Ship	Date arrived	Date cleared	Nationality	Line (Charterer or operator)	Port		Cargo	
					From—	For—	Nature	Tons
Washington ¹	8	9	Fr....	French Line.....	Antwerp, Belg...	Vancouver, B.C.	General.....	1,414
Minerva ²	8	9	Nor....	States Marine Co.....	Jacksonville, Fla.	Yawata, Japan..	Scrap iron.....	8,792
Steel Navigator.....	8	9	Amer..	Isthmian S.S. Lines..	New York, N.Y.	Hilo, T.H.....	Steel, gen.....	5,897
Tuscarora ¹	9	9	Brit..	Standard Ship. Co.....	Manchester, Eng.	Talara, Peru.....	Ballast.....	
Nankai Maru ²	9	9	Jap....	Osaka Shosen Kaisha..	New York, N.Y.	Moji, Japan.....	Copper, antos.....	8,083
Maron ²	9	9	Brit..	Alfred Hot & Co.....	Boston, Mass.....	Osaka, Japan.....	General.....	5,240
New Orleans ^{1,2}	10	12	Amer..	U.S. Navy.....	New York, N.Y.	Honolulu, T.H..	Ballast.....	
Nurtureton.....	9	10	Brit..	R. Chapman & Son.....	New York, N.Y.	Iquique, Chile..	Ballast.....	
Antietam ¹	9	10	Amer..	Shell Oil Co.....	Fall River, Mass.	Los Angeles, Cal.	Ballast.....	
Moldanger ²	10	10	Nor....	Intercoast S.S. Corp..	Rotterdam, Neth.	Guayaquil, Ecuador	Cement.....	340
Laurits Swenson ²	9	10	Nor....	Fred Olsen Line.....	Hull, England.....	Vancouver, B.C.	General.....	1,525
Ulysses ²	10	10	Amer..	Union Oil Co.....	Chester, Pa.....	Los Angeles, Cal.	Ballast.....	
F. J. Luckenbach.....	10	10	Amer..	Luckenbach Line.....	Boston, Mass.....	Tacoma, Wash..	General.....	3,139
Dora.....	10	10	Amer..	U.S. Tankship Corp..	New Orleans, La.	Honolulu, T.H..	Ballast.....	
Delftdyk ²	10	11	Neth..	Holland-Amer. Line..	Rotterdam, Neth.	Vancouver, B.C.	General.....	1,131
City of Brisbane.....	10	11	Brit..	Ellerman & Bucknall..	Pt. Arthur, Tex..	Fremantle, Aus ^a	General.....	5,364
Gisla ²	10	11	Nor....	Westfal, Larsen & Co.	Buenos Aires, Arg.	Vancouver, B.C.	General.....	936
Houston ^{1,2}	11	12	Amer..	U.S. Navy.....	New York, N.Y.	Honolulu, T.H..	Ballast.....	
Edgar F. Luckenbach.....	11	11	Amer..	Luckenbach Line.....	Mobile, Ala.....	Seattle, Wash..	General.....	5,892
Rangitane ²	11	12	Brit..	N.Z. Shipping Co.....	London, Eng.....	Wellington, N.Z.	General.....	3,820
Pirate ³	11		Pan....	E. J. Hooper.....	Colon, R.P.....	Gatun, C.Z. ^{1,2}	Bananas.....	
San Lorenzo ²	10		Pan....	A. Valdez.....	Cristobal, C.Z.....	Balboa, C.Z.....	Ballast.....	
Tuira ²	10	11	Pan....	Elliot Ship. & Land Co.	Cristobal, C.Z.....	Pto. Arm ¹ les, R.P.	General.....	50
Sambu ²	10	11	Pan....	Elliot Ship. & Land Co.	Cristobal, C.Z.....	Pto. Arm ¹ les, R.P.	General.....	20
Deroche ¹	11	12	Amer..	Union Oil Co.....	Paulsboro, N.J.	Los Angeles, Cal.	Ballast.....	
President Taft.....	12	13	Amer..	Dollar Line.....	New York, N.Y.	S. Francisco, Cal.	General.....	2,022
Ferndale ²	12	12	Nor....	La. Genl. Soc. D'Arme- ment.....	Antwerp, Belg...	Hongkong, China	Steel, gen.....	7,176
Anglo-Peruvian.....	12	12	Brit..	Lawther Latta & Co..	Tyne, England.....	Brit. Columbia..	Ballast.....	
Connector.....	12		Brit..	Canadian Govt.....	Kingston, Jam.....	Balboa, C.Z.....	Drydocking.....	
Yahiko Maru ²	13	13	Jap....	Mitsui & Co.....	New York, N.Y.	Yawata, Japan..	(^{1,2}).....	7,987
Oneida.....	12	13	Amer..	Ford Motor Co.....	Chester, Pa.....	Los Angeles, Cal.	General.....	2,430
New Westminster City.....	13	13	Brit..	Reardon Smith Line..	Jacksonville, Fla.	Kobe, Japan.....	Cotton, scrap.....	6,782
Trois Ilets.....	10	13	Fr....	French Line.....	Cristobal, C.Z.....	B'ventura, Col.....	General.....	12
Heran Express ²	13	13	Nor....	Fruit Express Line..	Hull, England.....	S. Francisco, Cal.	Ballast.....	
Heranger ²	13	13	Nor....	Intercoast S.S. Co.....	Rotterdam, Neth.	Los Angeles, Cal.	Psgs. only.....	
Queen City.....	13	13	Brit..	Mitsubishi & Co.....	Mobile, Ala.....	Kobe, Japan.....	Scrap iron.....	7,792
Santa Clara.....	12	14	Amer..	Grace Line.....	New York, N.Y.	Valparaiso, Chile.	General.....	2,558
Col. Riches ²			Amer..	U.S. Army.....	Cristobal, C.Z.....	Balboa, C.Z.....	Ballast.....	
J-26 ²			Amer..	U.S. Army.....	Cristobal, C.Z.....	Gatun, C.Z.....	Ballast.....	
Santa Catalina ²	12	14	Amer..	Panama Mail S.S. Co..	Cristobal, C.Z.....	S. Francisco, Cal.	General.....	596
Canadian Highlander.....	13	14	Brit..	Can. Nat. Steamships	Montreal, Can.....	Adelaide, Aus ¹ lia	General.....	3,605
Nordbo ²	13	14	Dan....	Mitsui Bussan Kaisha..	Norfolk, Va.....	Yawata, Japan..	Scrap iron.....	7,397
Felix Tausig.....	14	14	Amer..	McCormick S.S. Co.....	Albany, N.Y.....	Seattle, Wash..	Steel, gen.....	4,510
Oregonian.....	14	14	Amer..	Amer.-Hawaiian Line.	Boston, Mass.....	Tacoma, Wash..	General.....	2,924
Pennmar.....	14	14	Amer..	Calmar Line.....	Baltimore, Md.....	Seattle, Wash..	Steel, gen.....	7,066
Lebore.....	14	14	Amer..	Ore S.S. Corp.....	Baltimore, Md.....	Cruz Gr ¹ de, Chile	Ballast.....	
Orient City.....	14	14	Brit..	Mitsubishi Shoji K.....	Pt. Tampa, Fla.....	Seikoshin, China.	Phosphate.....	7,566
Santa Lucia.....	14	15	Amer..	Panama Mail S.S. Co..	New York, N.Y.	Seattle, Wash..	Coffee, gen.....	3,064
S-12 ²			Amer..	U.S. Navy.....	Cristobal, C.Z.....	Balboa, C.Z.....	Ballast.....	
Lycia ²	14	15	Brit..	Canadian Transp. Co..	Barbados, B.W.I.	N. Westm ¹ r, B.C.	General.....	4,283
Moveria ²	15	15	Brit..	Donaldson Brothers..	Glasgow, Scot.....	Vancouver, B.C.	General.....	696
Silverwalnut ²	15	15	Brit..	Kerr S.S. Co.....	Halifax, N.S.....	Hongkong, China	General.....	691
Stella.....	15	15	Dan....	J. Lauritzen.....	New York, N.Y.	Coronel, Chile..	General.....	680
America ²	15	15	Dan....	East Asiatic Co.....	Copenhagen, Den	Vancouver, B.C.	General.....	293
Salvador.....	7	15	Brit..	Pacific Steam Nav. Co	Cristobal, C.Z.....	Champ ¹ ico, Guat.	General.....	1,113
Wilborbo.....	15	15	Amer..	Williams S.S. Corp..	Albany, N.Y.....	Seattle, Wash..	General.....	2,083
Manizales.....	13	15	Ger....	North German Lloyd..	Pto. Colombia...	Guayaquil, Ecuador	General.....	689

PACIFIC TO ATLANTIC

Gulfpenn ²	16	16	Amer..	Gulf Refining Co.....	Los Angeles, Cal.	New York, N.Y.	Fuel oil.....	13,338
Durazzo.....	16		Ger....	Hamburg-Amer. Line.	Guayaquil, Ecuador	Cristobal, C.Z.....	General.....	803
Nosa Chief.....	16	18	Amer..	Panama Mail S.S. Co..	S. Francisco, Cal.	Cristobal, C.Z.....	Coffee, gen.....	936
Virgilio ²	16	18	Ital..	Soc. Italia.....	Valparaiso, Chile.	Genoa, Italy.....	General.....	3,873
San Lucas.....	16	17	Amer..	Quaker Line.....	Los Angeles, Cal.	Philadelphia, Pa.	Lumber, gen.....	8,179
Mercury Sun ²	17	17	Amer..	Sun Oil Co.....	Los Angeles, Cal.	Chester, Pa.....	Gasoline.....	13,922
South Africa ²	17	17	Nor....	The Texas Co.....	Sydney, Aus ¹ lia..	Pt. Arthur, Tex..	Ballast.....	
Belgium Maru.....	17	17	Jap....	Kokusai Kisen Kaisha	Hilo, P.I.....	New Orleans, La.	Sugar.....	7,500
Canadian Conqueror.....	17	19	Brit..	Can. Nat. Steamships	Melbourne, Aus ¹ lia	Montreal, Can.....	(^{1,2}).....	4,923
Ethan Allen.....	17	18	Amer..	Lykes Brothers.....	Manila, P.I.....	New Orleans, La.	Sugar, gen.....	10,177
Santa Teresa.....	17	18	Amer..	Grace Line.....	Talcahuano, Chile	New York, N.Y.	General.....	2,929

¹ Tanker. ² Motor ship. ³ Motor schooner. ⁴ Launch. ⁵ Submarine.^{1,2} Cruiser. ^{1,3} And return to Cristobal.^{1,4} Steel, iron, general, etc. ^{1,5} Dried fruit, general.

PACIFIC TO ATLANTIC—Continued

Ship	Date arrived	Date cleared	Nationality	Line (Charterer or operator)	Port		Cargo	
					From—	For—	Nature	Tons
Malay ¹	18	18	Amer.	U.S. Navy	Los Angeles, Cal.	Norfolk, Va.	Fuel oil	11,397
Svealand ²	18	18	Swed.	Ore S.S. Corp.	Cruz Gr'de, Chile	New York, N.Y.	Iron ore	22,300
Vancouver City ²	18	18	Brit.	Mitsui & Co.	Dairen, China	Cobh, Ireland	Soy beans	8,350
San Diego	18	19	Fr.	French Line	Vancouver, B.C.	Le Havre, France	General	5,548
Emergency Aid	17	18	Amer.	Pac.-Arg.-Brazil Line	Pt. Gamble, Wash.	Buenos Aires, Arg.	Lumber, gen.	3,767
Brant ²	16	18	Amer.	U.S. Navy	San Diego, Cal.	Newport, R.I.		
Sonoma ²	16	18	Amer.	U.S. Navy	Los Angeles, Cal.	Newport, R.I.		
California	18	19	Amer.	Panama-Pacific Line	S. Francisco, Cal.	New York, N.Y.	General	2,521
Sambu ²	19	20	Pan.	Elliot Ship. & Land Co.	Darien, R.P.	Cristobal, C.Z.	Bananas	33
Real ²	19	20	Pan.	Elliot Ship. & Land Co.	Darien, R.P.	Cristobal, C.Z.	Bananas	43
Hokuroku Maru ²	19	20	Jap.	Osaka Shosen Kaisha	Hongkong, China	Baltimore, Md.	(¹⁴)	3,696
Los Angeles ²	19	20	Ger.	North German Lloyd	Vancouver, B.C.	Hamburg, Ger.	General	7,179
Tainui	19	20	Brit.	Shaw, Savill & Albion	Timaru, N.Z.	London, Eng.	Frozen, gen.	3,938
Joseph Seep ²	19	20	Amer.	Standard Ship. Co.	Los Angeles, Cal.	Boston, Mass.	Fuel oil	10,212
Cornwall	19	20	Brit.	Federal Steam Nav. Co.	N. Plymouth, N.Z.	Glasgow, Scot.	Frozen, gen.	5,806
Occidental ²	20	20	Amer.	The Texas Co.	Los Angeles, Cal.	Bayonne, N.J.	Gasoline	8,393
Steel Mariner	20	20	Amer.	Isthmian S.S. Lines	Port Alice, B.C.	Baltimore, Md.	General	7,927
Swiftscout ²	20	20	Amer.	C. D. Mallory & Co.	Los Angeles, Cal.	Newark, N.J.	Fuel oil	11,124
Hansa ²	20	21	Ger.	John T. Essberger	Los Angeles, Cal.	Vigo, Spain	Fuel oil	8,394
Uffington Court	20	20	Brit.	Canadian Transp. Co.	N. Westminster, B.C.	S'ampton, Eng.	Wheat, lum'r	8,301
Turakina	21	21	Brit.	N.Z. Shipping Co.	Oamaru, N.Z.	Glasgow, Scot.	Frozen, gen.	5,808
Ohioan	21	21	Amer.	Amer.-Hawaiian Line	S. Francisco, Cal.	Boston, Mass.	General	5,481
Knute Nelson ²	21	22	Nor.	Fred Olsen & Co.	Vancouver, B.C.	Oslo, Norway	General	6,897
Sambu ²	21	22	Pan.	Elliot Ship. & Land Co.	Panama, R.P.	Cristobal, C.Z.	Drums	18
D. L. Harper ²	21	22	Danz.	W. Tankschiff Rhed'g	Talara, Peru	S'ampton, Eng.	Crude oil	17,455
Dean Emery ²	21	22	Amer.	Standard Ship. Co.	Los Angeles, Cal.	Jacksonville, Fla.	Fuel oil	10,840
Point Lobos	21	22	Amer.	Gulf Pac. Mail Line	Powell Riv., B.C.	Houston, Tex.	General	5,108
Deroche ²	21	22	Amer.	Union Oil Co., Calif.	Los Angeles, Cal.	Tiverton, R.I.	Gasoline	8,475
Bordeau Maru ²	21	23	Jap.	Kawasaki Docky'd Co	Iloilo, P.I.	Baltimore, Md.	(¹⁴)	6,907
Shoehi Maru ²	22	22	Jap.	Mitsui & Co.	Iloilo, P.I.	New York, N.Y.	Sugar, gen.	8,256
Aleksandar I.	22	22	J.-Slav.	Jugoslavenski Lloyd	Mejillones, Chile	Azores ¹³	Nitrate	9,250
Rapot	22	22	Ger.	North German Lloyd	Valparaiso, Chile	Bremen, Ger.	General	8,404
Nuevo Panama	22	23	Pan.	Elliot Ship. & Land Co.	B'ventura, Col.	Cristobal, C.Z.	(¹⁴)	218
California Express ²	22	23	Nor.	Fruit Express Line	Los Angeles, Cal.	London, Eng.	(¹⁴)	1,200
Nordfarer ²	22	23	Dan.	Anglo-Can. Ship. Co.	Vancouver, B.C.	London, Eng.	Lumber, lead	7,000
Lochgoil ²	22	24	Brit.	Royal Mail Lines, Ltd	Victoria, B.C.	Rotterdam, Neth.	General	7,464
Cal.	23		Ger.	North German Lloyd	Guayaquil, Ecuador	Cristobal, C.Z.	General	702
Pan Gothia ²	23	23	Swed.	Standard Ship. Co.	Talara, Peru	Hamburg, Ger.	Refined oil	13,664
Mauna Ala	23	23	Amer.	Matson Nav. Co.	Honolulu, T.H.	New York, N.Y.	(¹³)	8,630
Hugoton	23	23	Amer.	U.S. Navy	Los Angeles, Cal.	Norfolk, Va.	Fuel oil	10,890
President Taft	24	24	Amer.	Dollar Line	Los Angeles, Cal.	New York, N.Y.	General	2,901
Acajuita	23	1	Brit.	Pacific Steam Nav. Co.	Champico, Guat.	Cristobal, C.Z.	Coffee, gen.	531
Nosa King	23	24	Amer.	Nosa Line	San Antonio, Chile	New York, N.Y.	(¹⁴)	4,812
F. H. Bedford, Jr. ²	24	27	Danz.	Standard Franco Amer	Talara, Peru	Le Havre, France	Crude oil	16,703
Santa Lucia	24	25	Amer.	Grace Line	S. Francisco, Cal.	New York, N.Y.	Coffee, gen.	3,290
Tai Ping Yang ²	24	25	Pan.	Barber-Williamsen	Manila, P.I.	New York, N.Y.	General	6,990
Umberleigh	24	25	Brit.	Anglo-Can. Ship. Co.	Pt. Alberni, B.C.	Liverpool, Eng.	(²⁰)	8,500
Aldington Court ²	24	25	Brit.	Anglo-Can. Ship. Co.	S. Francisco, Cal.	Dublin, Ireland	(²¹)	8,510
Lebore	26	26	Amer.	Ore S.S. Corp.	Cruz Gr'de, Chile	Baltimore, Md.	Iron ore	21,700
Hussar ²	25	26	Amer.	E. F. Hutton	Los Angeles, Cal.	New York, N.Y.	Ballast	
Genevieve Lykes	26	27	Amer.	Lykes Bros S.S. Co.	B'ventura, Col.	Santo Domingo	Cement	425
Tacoma	26	26	Ger.	Hamburg-Amer. Line	Vancouver, B.C.	Hamburg, Ger.	General	7,987
Sambu ²	26	27	Pan.	Elliot Ship. & Land Co.	Darien, R.P.	Cristobal, C.Z.	Bananas	20
Tuira ²	26	27	Pan.	Elliot Ship. & Land Co.	Darien, R.P.	Cristobal, C.Z.	Bananas	66
Bodegraven	26	27	Neth.	Royal Neth. S.S. Co.	Corral, Chile	Hamburg, Ger.	General	8,700
Avelona Star	26	27	Brit.	Blue Star Line	Bluff, N.Z.	London, Eng.	Frozen, gen.	6,721
A. B. Obarrio ²	26	27	Pan.	A. Valdes	Bayano, R.P.	Cristobal, C.Z.	Bananas	32
Steel Maker	26	26	Amer.	Isthmian S.S. Lines	Port Allen, T.H.	Philadelphia, Pa.	Sugar, gen.	8,738
Trontilete ²	27	27	Brit.	Imperial Oil Co.	Talara, Peru	Montreal, Can.	Gasoline	7,359
Yorkmar	27	27	Amer.	Calmar S.S. Corp.	Seattle, Wash.	Baltimore, Md.	Lumber, gen.	2,764
Santa Clara	27	28	Amer.	Grace Line	Valparaiso, Chile	New York, N.Y.	General	3,943
Timber Rush	27	28	Amer.	Shepard S.S. Co.	S. Francisco, Cal.	Albany, N.Y.	General	2,897
Robert Luckenbach	27	28	Amer.	Luckenbach Line	Pt. Town'd, Wash	Boston, Mass.	General	4,516
Santa Monica ²	27	29	Amer.	Panama Mail S.S. Co.	S. Francisco, Cal.	Cristobal, C.Z.	General	773
Trois Ilets	28	2	Fr.	French Line	B'ventura, Col.	Cristobal, C.Z.	Coffee	194
Halsey ²	27	28	Amer.	Shell Oil Co.	S. Francisco, Cal.	Fall Riv., Mass.	Kerosene	10,010
Nuevo Panama ²	28	29	Pan.	Elliot Ship. & Land Co.	B'ventura, Col.	Cristobal, C.Z.	(¹⁴)	221
Absaroka	28	28	Amer.	McCormick S.S. Co.	S. Francisco, Cal.	Philadelphia, Pa.	General	3,155
Ardmore ²	28	29	Amer.	U.S. Navy	Los Angeles, Cal.	Norfolk, Va.	Fuel oil	10,589
Standard ²	29	29	Amer.	Standard Oil Co., N.J.	Los Angeles, Cal.	New York, N.Y.	Fuel oil	17,947
San Vincente	28	29	Amer.	Quaker Line	S. Francisco, Cal.	Philadelphia, Pa.	General	4,555
Axel Johnson ²	29	29	Swed.	Johnson Line	Vancouver, B.C.	Goth'burg, Swed.	Wheat, gen.	6,063
Tsuyama Maru ²	28	30	Jap.	Nippon Yusen Kaisha	Manila, P.I.	New York, N.Y.	Sugar, gen.	8,430
Southern Sun ²	29	29	Amer.	Sun Oil Co.	El Segundo, Cal.	Chester, Pa.	Gasoline	13,614
Villager ²	27	29	Nor.	Interocean S.S. Corp.	Vancouver, B.C.	Rotterdam, Neth.	Grain, gen.	7,187

¹ Tanker. ² Motor ship. ³ Launch. ⁴ Yacht. ⁵ Mine sweeper. ⁶ For orders. ⁷ Raw silk, general.
⁸ Sugar, silk, general. ⁹ Coffee. ¹⁰ Coffee, Panama hats. ¹¹ Oranges, grapefruit. ¹² Sugar, pineapples. ¹³ Ores, empty drums. ¹⁴ Zinc concentrates. ¹⁵ Wheat, lumber, general.

PACIFIC TO ATLANTIC—Continued

Ship	Date arrived	Date cleared	Nationality	Line (Charterer or operator)	Port		Cargo	
					From—	For—	Nature	Tons
Remuera	30	1	Brit.	N.Z. Shipping Co.	Auckland, N.Z.	London, Eng.	Frozen, gen.	4,789
Komaki Maru	30	1	Jap.	Kokusai Kisen Kaisha	Manila, P.I.	New Orleans, La.	Sugar, gen.	7,342
Chester Sun	29	30	Amer.	Sun Oil Co.	Los Angeles, Cal.	Marcus Hook, Pa.	Gasoline	13,486
Republic	29	1	Amer.	U.S. Army	Honolulu, T.H.	Brooklyn, N.Y.	Army stores	881
Chr. Th. Boc	30	30	Nor.	Olaf Boc & Co.	Talara, Peru	Nyneshamn, Swed.	Crude oil	9,300
Pacific Trader	30	1	Brit.	Furness, Withy & Co.	Vancouver, B.C.	Glasgow, Scot.	General	8,366
Cerigo	30	2	Ger.	Hamburg-Amer. Line.	Guayaquil, Ecuador	Cristobal, C.Z.	General	807
Mauna Loa	30	30	Amer.	Matson Nav. Co.	Kahului, T.H.	New York, N.Y.	(¹⁴)	7,372
Peter Hurl	30	30	Danz.	W. Tankerschiff Rhed'i	Talara, Peru	Le Havre, France	Crude oil	10,924
Pennsylvanian	30	30	Amer.	Amer.-Hawaiian Line.	S. Francisco, Cal.	Boston, Mass.	General	4,651
E. J. Bullock	30	1	Amer.	Standard Ship. Co.	Los Angeles, Cal.	Jacksonville, Fla.	Fuel oil	10,376
District of Columbia	30	1	Amer.	Standard Ship. Co.	Los Angeles, Cal.	Baltimore, Md.	Fuel oil	10,599
Gertrude Kellogg	30	1	Amer.	Kellogg S.S. Co.	Manila, P.I.	New York, N.Y.	Coconut oil	6,600
Pasajero	30	1	Hond.	F. Beltran	Amapala, Hond.	Tzuzillo, Hond.	Salt	50
Jedmoor	1	1	Brit.	Louis Dreyfus & Co.	Vlad'ok, U.S.S.R.	Azores	Soy beans	7,800
Bradgen	1	1	Brit.	Reardon Smith Line.	S. Francisco, Cal.	Cardiff, Wales	General	8,092
Calgarolite	1	2	Brit.	Imperial Oil Co., Ltd.	Cabo Blanco, Peru	Montreal, Can.	Crude oil	16,560
Orduna	1	2	Brit.	Pacific Steam Nav. Co.	San Antonio, Chile	Liverpool, Eng.	General	8,724
Tulsaga	1	2	Amer.	Associated Oil Co.	Los Angeles, Cal.	New York, N.Y.	(¹⁵)	9,612
Quarrington Court	1	2	Brit.	Canadian Transp. Co.	Vancouver, B.C.	London, Eng.	Lum'r, grain	10,064
Chateau Thierry	28	3	Amer.	U.S. Army	Balboa, C.Z.	New York, N.Y.	Army stores	90
Santa Inez	1	2	Amer.	Grace Line	Valparaiso, Chile	New York, N.Y.	General	3,989
Wisconsin	1	3	Fr.	French Line	Vancouver, B.C.	Havre, France	General	7,588
Trondanger	2	2	Nor.	Interoceane Line	Vancouver, B.C.	Rotterdam, Neth.	General	8,002
Ontariolite	2	2	Brit.	Imperial Oil Co., Ltd.	Lobitos, Peru	Halifax, N.S.	Crude oil	12,319
Virginia	2	3	Amer.	Panama-Pacific Line.	S. Francisco, Cal.	New York, N.Y.	General	4,263
Mevania	3	3	Amer.	Shell Oil Co.	Los Angeles, Cal.	New York, N.Y.	Gasoline	9,260
Sambu	3	4	Pan.	Elliot Ship. & Land Co.	Darien, R.P.	Cristobal, C.Z.	Bananas	23
Tuira	3	4	Pan.	Elliot Ship. & Land Co.	Darien, R.P.	Cristobal, C.Z.	Bananas	51
Snestead	3	3	Nor.	Fern Line	Iloilo, P.I.	Baltimore, Md.	Sugar	7,200
Meton	3	3	Amer.	Shell Eastern Co.	Los Angeles, Cal.	Baltimore, Md.	Naphtha	9,251
Point Chico	3	3	Amer.	Swayne & Hoyt	S. Francisco, Cal.	Tampa, Fla.	General	5,135
Winkleigh	3	3	Brit.	Anglo-Canadian	Vancouver, B.C.	London, Eng.	Wheat, lum'r	8,840
Clearton	3	3	Brit.	Nitrate Corp., Chile	Tocopilla, Chile	Azores	Nitrate	7,825
Speybank	3	4	Brit.	East Asiatic Co.	Dairen, China	Cobh, Ireland	Soy beans	8,321
Silverfir	3	4	Brit.	Silver Line, Ltd.	Shanghai, China	New York, N.Y.	(¹⁶)	7,362
Amagisan Maru	3	4	Jap.	Mitsui & Co., Ltd.	Manila, P.I.	New York, N.Y.	Sugar, gen.	7,768
Turicum	4	4	Nor.	Anglo-Saxon Pet. Co.	S. Francisco, Cal.	Habana, Cuba	Gasoline	10,140
Hamm	4	5	Ger.	Hamburg-Amer. Line.	Pimentel, Peru	Hamburg, Ger.	(¹⁷)	5,650
Paul Luckenbach	4	4	Amer.	Luckenbach Gulf Co.	S. Francisco, Cal.	Mobile, Ala.	General	2,381
Iris	4	8	Neth.	Royal Neth. S.S. Co.	Guayaquil, Ecuador	Cristobal, C.Z.	General	226
Willzipo	5	5	Amer.	Williams S.S. Corp.	Seattle, Wash.	Baltimore, Md.	Lumber, gen.	4,500
Steel Inventor	5	5	Amer.	Isthmian S.S. Lines	Honolulu, T.H.	Baltimore, Md.	(¹⁸)	8,800
Willamette Valley	5	6	Brit.	W. R. Smith & Sons.	Dairen, China	Hamburg, Ger.	Soy beans	8,400
Cathwood	5	6	Amer.	Union Oil Co., Calif.	Los Angeles, Cal.	Tiverton, R.I.	Gasoline	8,371
John Worthington	5	6	Amer.	Standard Ship. Co.	Los Angeles, Cal.	Norfolk, Va.	Fuel oil	12,557
PacificCommerce	6	6	Brit.	Canadian Transp. Co.	Vancouver, B.C.	Montreal, Can.	Lumber, gen.	6,450
Dobbin	4	6	Amer.	U.S. Navy	San Diego, Calif.	New York, N.Y.		
Bonneville	5	6	Nor.	Fern Line	Manila, P.I.	New York, N.Y.	Sugar	8,000
Drechtdijk	6	7	Neth.	N. Pacific Coast Line	Victoria, B.C.	Rotterdam, Neth.	Wheat, gen.	7,944
Gertrude Maersk	6	7	Den.	A. P. Moller	Bais, P.I.	New York, N.Y.	General	6,210
London Maru	6	7	Jap.	Osaka Shosen Kaisha	Bais, P.I.	New York, N.Y.	(¹⁹)	6,439
R. L. Hague	6	7	Ital.	Standard Ship. Co.	Talara, Peru	S'ampton, Eng.	Crude oil	16,349
Takaoka Maru	6	7	Jap.	Nippon Yusen Kaisha	Iloilo, P.I.	New York, N.Y.	Sugar, gen.	5,830
D. G. Scofield	6	7	Amer.	Standard Ship. Co.	Los Angeles, Cal.	Boston, Mass.	Fuel oil	10,782
Nyhorn	6	7	Nor.	Knut Knutsen, C.A.S.	Tocopilla, Chile	Stockholm, Swed.	(²⁰)	7,311
Salvador	7	7	Brit.	Pacific Steam Nav. Co.	Champ'ico, Guat.	Cristobal, C.Z.	General	552
Manizales	7	9	Ger.	North German Lloyd	Guayaquil, Ecuador	Cristobal, C.Z.	General	985
Angel	7	7	Chile	M. Hoehschel & Co.	Valparaiso, Chile	New York, N.Y.	(²¹)	6,132
Westmoreland	7	7	Brit.	N.Z. & Fed. Steam Nav.	Napier, N.Z.	S'ampton, Eng.	Frozen, gen.	4,533
Tamiahua	7	7	Amer.	Standard Ship. Co.	Los Angeles, Cal.	New York, N.Y.	Fuel oil	15,499
Yomachichi	7	8	Amer.	Roosevelt S.S. Co.	Iloilo, P.I.	New York, N.Y.	Sugar, gen.	7,555
Icy-V	7	8	Amer.	R. H. Brereton	Balboa, C.Z.	Cristobal, C.Z.		
President Wilson	8	8	Amer.	Dollar Line	Hongkong, China	New York, N.Y.	General	2,963
Minnesota	8	8	Amer.	Amer.-Hawaiian Line	S. Francisco, Cal.	Boston, Mass.	General	5,104
Canadian Britisher	8	9	Brit.	Can. Nat. Steamships	Melbourne, Aus'a	Montreal, Can.	General	2,563
Cape Horn	8	8	Brit.	Cape York M.S. Co.	Vancouver, B.C.	London, Eng.	Lumber, gen.	9,455
S. M. Spalding	8	8	Amer.	Standard Ship. Co.	Los Angeles, Cal.	Charleston, S.C.	Gasoline	9,137
Santa Paula	8	9	Amer.	Grace Line	S. Francisco, Cal.	New York, N.Y.	General	3,205
Brynie	8	9	Nor.	Canadian Transp. Co.	Vancouver, B.C.	Newcastle, Eng.	Lumber, gen.	6,800
Bente Maersk	8	9	Dan.	Standard Oil Co.	Talara, Peru	Liverpool, Eng.	Gas oil	8,251
T. J. Williams	8	9	Amer.	Standard Ship. Co.	Los Angeles, Cal.	Portland, Me.	Fuel oil	12,332
Steel Exporter	9	9	Amer.	Isthmian S.S. Lines	Vancouver, B.C.	Swansea, Eng.	(²²)	7,580
Nosa Prince	9	9	Amer.	American Metal Co.	Valparaiso, Chile	New York, N.Y.	Ores	4,800

¹ Tanker. ² Motor ship. ³ Launch. ⁴ Transport. ¹³ For orders. ¹⁴ Sugar, wallboard. ¹⁵ Gasoline, lubricating oil. ¹⁶ Wood oil, sugar. ¹⁷ Cotton, sugar. ¹⁸ Sugar, pineapples, tin. ¹⁹ Sugar, silk, general. ²⁰ Salt, copper, cotton. ²¹ Copper, silver ores. ²² Lumber, wheat, general.

PACIFIC TO ATLANTIC—Continued

Ship	Date arrived	Date cleared	Nationality	Line (Charterer or operator)	Port		Cargo	
					From—	For—	Nature	Tons
Roland.....	9	10	Ger...	North German Lloyd.	Lota, Chile.....	Hamburg, Ger....	General.....	5,661
Romney.....	9	9	Brit...	Chilean Nitrate Co..	Ant'fagasta, Chile	Alexandria, Egypt	Nitrates.....	9,600
Trois Ilets.....	9	13	Fr....	French Line.....	B'ventura, Col....	Cristobal, C.Z....	Coffee.....	185
Leeds City.....	9	10	Brit...	Mitsui & Co.....	Dairen, China.....	Cobb, Ireland ¹² ..	Soy beans.....	8,100
Tomislav.....	9	10	J-Slav.	Chilean Nitrate Co..	Tocopilla, Chile..	Alexandria, Egypt	Nitrate.....	7,950
Jacob Luckenbach	9	10	Amer..	Luckenbach Line....	Stockton, Calif...	Boston, Mass.....	General.....	3,544
San Lorenzo ² ...	9	11	Pan...	A. Valdes.....	Bayano, R.P.....	Cristobal, C.Z....	Bananas.....	20
H. M. Storey ² ...	9	10	Amer..	Standard Oil Co., N.J.	Los Angeles, Cal.	Providence, R.I..	Fuel oil.....	16,166
Tuira ²	10	11	Pan...	Elliot Ship. & Land Co.	Darien, R.P.....	Cristobal, C.Z....	Bananas.....	55
Sambu ²	10	11	Pan...	Elliot Ship. & Land Co.	Darien, R.P.....	Cristobal, C.Z....	Bananas.....	12
Trimountain ² ...	10	10	Amer..	Shell Terminal Corp.	Los Angeles, Cal.	Fall River, Mass.	Gasoline.....	8,832
Launch.....			Amer..	U.S. Navy.....	Balboa, C.Z.....	Cristobal, C.Z....		
Mataroa.....	10	11	Brit...	Shaw, Savill & Albion	Pt. Chalmers, N.Z.	London, Eng.....	Forzen, gen..	4,791
K. R. Kingsbury ²	8	11	Amer..	Standard Ship. Co..	El Segundo, Cal..	Boston, Mass.....	Fuel oil.....	10,847
Pacific Pioneer ²	10	11	Brit...	Furness, Withy & Co.	Vancouver, B.C...	Glasgow, Scot....	General.....	7,622
Santa Maria ² ...	11	11	Amer..	Grace Line.....	Valparaiso, Chile.	New York, N.Y....	General.....	4,645
Rigel.....	11	11	Nor...	Westfall, Larsen & Co.	Vancouver, B.C...	London, Eng.....	(¹⁴).....	5,870
Amasis.....	11	11	Ger...	Hamburg-Amer. Line.	Valparaiso, Chile.	Hamburg, Ger....	Nitrate, gen..	8,574
San Rafael.....	12	12	Amer..	States S.S. Co.....	Stockton, Calif...	Philadelphia, Pa..		3,704
Amerikaland ² ...	12	12	Swed..	Ore S.S. Corp.....	Cruz Gr'de, Chile	Baltimore, Md....	Iron ore.....	22,400
Santa Catalina ²	12	14	Amer..	Grace Line.....	S. Francisco, Cal.	Cristobal, C.Z....	Coffee, gen..	5,022
Montreal Maru..	12	13	Jap...	Kawasaki K. Kaisha.	Dairen, China.....	Houston, Tex.....	(¹⁵).....	7,200
Houston City ² ...	12	12	Brit...	East Asiatic Co....	Dairen, China.....	Cobb, Ireland ¹² ..	Soy beans.....	9,050
Cowrie ²	12	13	Brit...	Anglo-Saxon Pet. Co.	Los Angeles, Cal.	Curacao, D.W.I.	Fuel oil.....	11,944
Kwanto Maru ² ...	12	14	Jap...	Osaka Shosen Kaisha.	Hongkong, China	Baltimore, Md....	(¹⁵).....	3,853
William A. McKenney.	13	13	Amer..	McCormick S.S. Co..	S. Francisco, Cal.	Philadelphia, Pa..	General.....	4,570
Hoxbar ²	13	13	Amer..	Union Oil Co., Calif.	Los Angeles, Cal.	New York, N.Y....	Fuel oil.....	10,774
Geisha ²	14	14	Nor...	Knut Knutsen.....	Valparaiso, Chile.	Oslo, Norway.....	General.....	5,466
Wegand.....	13	14	Ger...	Comp. Salitre de Chile	Iquique, Chile....	Alexandria, Egypt	Saltpetr.....	8,170
Gedania ²	13	14	Ger...	Agwi Petroleum Co..	Talara, Peru.....	S'ampton, Eng...	Crude oil.....	12,831
W. S. Rheem ² ...	13	14	Amer..	Standard Ship. Co..	El Segundo, Cal.	New York, N.Y....	Fuel oil.....	15,057
Durazzo.....	14	16	Ger...	Hamburg-Amer. Line.	Guayaquil, Ecuador	Cristobal, C.Z....	(¹⁶).....	613
Californian ² ...	14	14	Amer..	Amer-Hawaiian Line.	S. Francisco, Cal.	Boston, Mass.....	General.....	5,103
Istmo.....	14	16	Pan...	Elliot Ship. & Land Co.	B'ventura, Col....	Cristobal, C.Z....	Coffee, gen..	616
Kanawah ²	13		Amer..	U.S. Navy.....	Los Angeles, Cal.	Cristobal, C.Z....	Gasoline.....	500
Ensley City.....	14	15	Amer..	Isthmian S.S. Lines	Honolulu, T.H....	Baltimore, Md....	(¹⁷).....	8,005
Hindanger ² ...	15	15	Nor...	Intercean S.S. Co..	N. Westm'r, B.C.	Le Havre, France	Wheat, gen..	7,187
Comet ²	15	16	Amer..	Stand. Vacuum Tr'sp.	Talara, Peru.....	London, Eng.....	Naphtha.....	12,310
Oakmar.....	15	15	Amer..	Calmar S.S. Corp...	S. Francisco, Cal.	Baltimore, Md....	Lumber, gen..	3,795
Tarakar.....	15	15	Neth..	Pac.-Java Bengal Line	S. Francisco, Cal.	Calcutta, India...	(¹⁸).....	5,791

¹ Tanker. ² Motor ship. ³ Launch. ¹² For orders. ¹⁴ Lumber, wheat, general. ¹⁵ Raw silk, general.¹⁶ Coffee, cocoa, general. ¹⁷ Sugar, pineapples. ¹⁸ Coconut oil, general.

Notices to Mariners and Aviators

Panama Bay, Chame Cove. Notice No. 345 of June 23, 1934, states that the Administrator General of the Liquor Tax, Piers and Lighthouses of the Republic of Panama, advises that the lighthouse recently ordered built, is already in operation on Pan de Azucar Island, inside the Chame Cove. The lighthouse has a flashing white light with a period of 3 seconds; flash 0.3 seconds, eclipse 2.7 seconds.

Panama Canal, Pacific entrance, Ancon Hill. Notice No. 345 of July 11, 1934, states:

1. Eight radio masts now project over the mesa-like top of Ancon Hill; approximately they are in two meridional lines, 5 and 3 masts respectively, in positions as below, numbering from south to north:

No. 1—Latitude 8°57'	+ 2,996.3 feet, longitude 79°33'	+ 828.1 feet
No. 2—Latitude 8°57'	+ 3,171.7 feet, longitude 79°33'	+ 829.4 feet
No. 3—Latitude 8°57'	+ 3,352.7 feet, longitude 79°33'	+ 843.5 feet
No. 4—Latitude 8°57'	+ 3,506.9 feet, longitude 79°33'	+ 817.8 feet
No. 5—Latitude 8°57'	+ 3,671.4 feet, longitude 79°33'	+ 791.9 feet
No. 6—Latitude 8°57'	+ 3,335.2 feet, longitude 79°33'	+ 744.9 feet
No. 7—Latitude 8°57'	+ 3,491.5 feet, longitude 79°33'	+ 720.0 feet
No. 8—Latitude 8°57'	+ 3,655.0 feet, longitude 79°33'	+ 693.3 feet

2. Two groups of two fixed red, 50-watt obstacle lights each, exist. But one light each is actually placed on a mast as below:

First group—Masts 5 and 6
Second group—Masts 3 and 8

But one group of lights will be shown at one time and the changing of groups will be without notice. The lights on masts 5 and 8 are 67 feet above the ground; those on 3 and 6, 50 feet. The elevation of Ancon Hill is approximately 660 feet above sea level.

Supplement to Navigation Regulations—Merchant Ship Anchorages

Under date of July 2, 1934, The Panama Canal issued supplement No. 5 to the "Navigation Regulations," amending Regulation 11.1 to read as quoted below:

Regulation 11.1. *Merchant ship anchorages*: The following areas for merchant ship anchorages are designated: *Atlantic end*: Area immediately west of Canal channel line, bounded on the south by line joining gas buoy No. 4 and a point "A," 1,600 yards due west of gas buoy No. 4; on the west by line extending 1,800 yards due north of point "A" to point "B;" and on the north by line extending from point "B" to Canal channel and parallel to west breakwater. *Gatun Lake anchorage basin*: Area immediately east of Canal channel line, bounded by a line extending southeasterly from the east wing wall at south end of Gatun Locks to spar buoy "A," thence to spar buoy No. 1 and to spar buoy No. 3, thence southwesterly to the Canal channel line at gas buoy No. 9. *Pacific end*: Area immediately northeast of Canal prism extension and southeast of a line joining gas buoy No. 4 to Flamenco Island Light.

Navigation Regulations—Hazardous Cargoes

Under date of February 15, 1934, The Panama Canal issued supplement No. 4 to its "Navigation Regulations," which supplement deals with the transportation of hazardous cargoes in Canal Zone waters. Reference to it was published in THE PANAMA CANAL RECORD of March 15, 1934. Under date of June 30, 1934, the Canal issued change No. 1 to this supplement No. 4. Change No. 1 states:

(1) The following changes in the above-named supplement are effective immediately:

(a) The date by which structural changes, required by the introductory paragraph, must be effected is extended to December 15, 1934.

(b) REGULATION 88.B-5 (6): Petroleum products of any grade may be carried in the intermediate cofferdams which separate the main cargo tanks from each other, provided that the same requirements are fulfilled in regard to these cofferdams as are laid down for the cargo tanks carrying a similar grade of material; and provided further, that there will be no possibility of the contents of such cofferdams entering the bunker fuel system of the vessel either by neglect or accident. This modification, however, does not apply to the cofferdams separating the cargo tanks from other compartments of the vessel.

New Vessels for East Coast United States-Far East Trade

According to a recent shipping report, the Nippon Yusen Kaisha has under construction 6 express motor ships for its silk trade to the Atlantic coast of the United States. The vessels are said to be each of 7,300 gross tons, and will be capable of a speed of 18 knots. Accommodations are to be provided in each vessel for 6 passengers. The new vessels are to be commissioned this year and replace the 8 steamers which now operate in the company's New York run.

The report further states that the Kokusai Kisen Kaisha also is to place 6 new silk express motor vessels in its New York trade. These new vessels are to be each of 6,468 gross tons and have a maximum speed of 19 knots. The first of this fleet, the *Komaki Maru*, made her first transit of the Canal from Pacific to Atlantic, on February 14, 1934.

The trade between the east coast of the United States and the Far East ranks third at present among the trades through the Panama Canal. Some of the more important lines operating in this trade are the Nippon Yusen Kaisha, Osaka Shosen Kaisha, Mitsui Bussan Kaisha, Kokusai Kisen Kaisha, Dollar Line, Lykes Brothers & Ripley, the Roosevelt Line, the Isthmian Line, the Ellerman Lines, the Barber Line, and Andrew Weir & Company.

Appointments

Col. Orville G. Brown, Medical Corps, U.S.A., was appointed Chief Health Officer, effective June 30, 1934, vice Col. Joseph F. Siler, relieved from duty with The Panama Canal. Effective the same date Col. Edgar King, Medical Corps, U.S.A., was appointed Superintendent, Gorgas Hospital.

Lt. Comdr. Charles F. Osborn, Construction Corps, United States Navy, was appointed Superintendent, Mechanical Division, vice Capt. Roy W. Ryden, relieved from duty with The Panama Canal, effective July 2, 1934, noon.

Visit of President Roosevelt

President F. D. Roosevelt of the United States arrived at Cristobal breakwater at 8:10 a.m., July 11, 1934, on board the cruiser *Houston* of the United States Navy, from Annapolis via Cape Haitien, Mayaguez, San Juan, St. Thomas, St. Croix, and Cartagena. The *Houston*, with the President aboard, began transit through the Canal at 10:05 a.m., and docked at Dock 16, Balboa, at 4:12 p.m. At all of the locks the President was greeted by residents of the Canal Zone and Panama, and at Gatun and Miraflores locks military courtesies were rendered by Army forces from the corresponding sectors. This was the first passage through the Canal by a President of the United States while incumbent in the office.

At Balboa the President received numerous visitors aboard and came ashore on three occasions for drives through parts of the Canal Zone and Panama. He continued his journey to Hawaii, via Cocos Island, on July 12, the *Houston* clearing from the dock at 5:30 p.m.

Applications for Positions as Pilot and Towboat Engineer in the Panama Canal Service

During the depression in shipping The Panama Canal has employed no new personnel in these positions. The result is that the applications for employment now on file are largely out of date, and although there is no immediate indication of need of additional men, the Canal will be pleased to receive applications from qualified American citizens. Applications should be addressed to the Chief of Office, The Panama Canal, Washington, D.C.

The basic qualifications for pilot are: United States citizenship; high school education or two years of high school plus a course in a State nautical training school; master's license for unlimited tonnage on seagoing vessels, or both master's and pilot's unlimited license on inland or Great Lakes steamers; 10 years' seagoing experience, covering at least 7 years service as an officer and one of the 7 years as master under unlimited license; good health, and age not over 35 years. Other facts being equal, preference will be given to ex-service men of the Navy and Coast Guard and men employed on the floating equipment of The Panama Canal, and age limit will be extended in such cases not to exceed 5 years. At the present time appointments are authorized at the rate of \$266.67 per month as pilot in training, and providing the employee's services are satisfactory in all respects, advancement may be made to a maximum rate of \$416.67 per month after the completion of an 18 months' training period, provided there is a vacancy.

In submitting applications it is important to describe fully any towboat experience and/or experience in handling large vessels around docks without the assistance of towboats. It should be stated further how many, if any, of the following positions the applicant would be willing to accept with the possibility of being made a pilot at a later date, it being understood, however, that The Panama Canal cannot guarantee a vacancy in or appointment to the latter position:

	Present entrance rate per month		Present entrance rate per month
Harbormaster-----	\$395.83	Master, <i>U.S. Favorite</i> -----	\$377.00
Coxswain-engineer-----	163.00	1st Mate, <i>U.S. Favorite</i> -----	272.00
Dock foreman-----	214.00	2d Mate, <i>U.S. Favorite</i> -----	247.00
Master, towboat-----	305.00	Operator-machinist (Diesel-tug)----	261.00

The Panama Canal is also desirous of renewing its eligibility list for towboat engineers. Applicants for this position must be not over 45 years old. Applicants should state what Federal licenses are held and give a complete summary of all engineering experience. At present entrance rates for marine engineers range from \$163 to \$300 per month, depending upon the class of equipment to which the employee is assigned. Applications should be forwarded to the same address as for pilots.

It will be appreciated if marine journals of the United States will give publicity to this notice.

Ships' Chandlery Supplies

Panama Canal Storehouses carry a complete line of ships' chandlery supplies, available for sale to ships at C. I. F. cost plus 25 per cent surcharge which covers local freight, handling, and other costs.

Directory of The Panama Canal

Executive Department

Headquarters, Balboa Heights

- LIEUT. COL. J. L. SCHLEY, U. S. A., Governor.
 L. A. Poltrino, Secretary.
 C. A. McILVAINE, Executive Secretary.
 JNO. H. SMITH, Chief Clerk, Executive Office.
 GUY JOHANNES, Chief, Police and Fire Division.
 C. H. CALHOUN, Chief, Division of Civil Affairs.
 BEN M. WILLIAMS, Superintendent, Division of Schools.
 E. F. ATTAWAY, General Secretary, Bureau of Clubs and Playgrounds.
 N. A. BECKER, Land Agent and Assistant Counsel, Ancon.

Department of Operation and Maintenance

(Under immediate direction of the Governor as head of the department)

Headquarters, Balboa Heights

- LIEUT. COL. C. S. RIDLEY, U. S. A., Engineer of Maintenance.
 J. G. CLAYBOURN, Superintendent, Dredging Division, Paraiso.
 LEONARD FOOTE, Assistant Superintendent, Dredging Division, Paraiso.
 E. S. RANDOLPH, Construction Engineer, Madden Dam Division.
 MAJ. WM. E. R. COVELL, U. S. A., Assistant Engineer of Maintenance.
 A. C. GARLINGTON, Electrical Engineer, Electrical Division.
 G. W. GREEN, Municipal Engineer, Division of Municipal Engineering.
 L. W. LEWIS, Office Engineer.
 E. D. STILLWELL, Superintendent, Locks Division, Pedro Miguel.
 R. Z. KIRKPATRICK, Chief of Surveys, Section of Surveys.
 CAPT. WM. ANCRUM, U. S. N., Marine Superintendent, Marine Division.
 COMMANDER THOMAS A. SYMINGTON, U. S. N., Captain of the Port, Cristobal.
 LIEUT. COMMANDER L. B. SCOTT, U. S. N., Captain of the Port, Balboa.
 LIEUT. COMMANDER ASA V. WATSON, U. S. N., Assistant to Marine Superintendent.
 BOARD OF LOCAL INSPECTORS, COMMANDER THOMAS A. SYMINGTON, U. S. N., *Chairman*,
 LIEUT. COMMANDER L. B. SCOTT, U. S. N., and LIEUT. COMMANDER ASA V.
 WATSON, U. S. N., members.
 BOARD OF ADMEASUREMENT, CAPT. WM. ANCRUM, U. S. N., *Chairman*, F. de V. SILL,
 Balboa, F. E. WILLIAMS, Cristobal, members.
 John J. Walker, Recorder for Board of Local Inspectors and Board of Admeasurement.
 O. MAESSEN, Inspector of Hulls and Boilers.
 F. KARIGER, Pilot in Charge, Lighthouse Subdivision, Gatun.
 LIEUT. COMMANDER CHAS. F. OSBORN, Naval Constructor, U. S. N., Superintendent,
 Mechanical Division, Balboa.
 H. H. EVANS, Assistant Superintendent, Mechanical Division, Balboa.
 LIEUT. ROY T. COWDREY, U. S. N., Assistant to the Superintendent, Mechanical
 Division, Balboa.
 W. H. STONE, Production Superintendent, Cristobal Shops, Cristobal.

Supply Department

Headquarters, Balboa Heights

- ROY R. WATSON, Chief Quartermaster.
 J. H. K. HUMPHREY, Assistant Chief Quartermaster.
 SAMUEL GRIER, General Foreman, Transportation Division.
 J. E. HIGGINS, Director, Canal Zone Experiment Gardens.
 B. C. POOLE, District Quartermaster, Ancon-Balboa, Balboa Heights.
 J. M. KING, District Quartermaster, Cristobal-Gatun, Cristobal.
 C. PETERS, District Quartermaster, Pedro Miguel.
 WM. T. MCCORMACK, Manager, Hotel Tivoli, Ancon.
 JAS. E. LEWIS, Manager, Hotel Washington, Cristobal.
 A. W. GOULET, General Manager, Commissary Division, Mt. Hope (P. R. R.).
 J. B. FIELDS, Constructing Quartermaster.
 E. H. PARMELEE, General Storekeeper, Balboa.
 A. P. E. DOYLE, Printer, The Panama Canal Press, Mount Hope.

Accounting Department

Headquarters, Balboa Heights

ELWYN GREENE, Auditor, The Panama Canal.
 WILSON H. KROMER, Assistant Auditor on the Isthmus.
 ROBERT W. GLAW, Paymaster.
 ALFRED H. MOHR, Collector.
 CARL F. CHASE, Chief Accountant.
 T. M. DRAKE, Chief Examiner.
 H. H. HUDSON, Claim Officer.
 J. R. BOBBITT, Railroad Accountant.

Health Department

Headquarters, Balboa Heights

COL. O. G. BROWN, U. S. A., Chief Health Officer.
 DR. D. P. CURRY, Assistant Chief Health Officer.
 DR. CHAS. V. AKIN, U. S. P. H. S., Chief Quarantine Officer.
 COL. EDGAR KING, U. S. A., Superintendent, Gorgas Hospital, Ancon.
 MAJ. D. F. WINN, U. S. A., Superintendent, Colon Hospital, Cristobal.
 MAJ. F. H. DIXON, U. S. A., Superintendent, Corozal Hospital, Corozal.
 DR. J. L. BYRD, Health Officer of Panama City, Ancon.
 DR. J. C. ELLINGTON, Health Officer of Cristobal-Colon, Cristobal.
 DR. C. A. HEARNE, Quarantine Officer, Cristobal.
 DR. J. D. ODOM, Quarantine Officer, Balboa.

Wage and Complaints Boards

Balboa Heights

Wage Board:

MAJ. WM. E. R. COVELL, representing The Panama Canal.
 H. A. MCCONAUGHEY, representing employees.

Complaints Board:

MAJ. WM. E. R. COVELL, and Head of Department or Division interested, representing The Panama Canal.
 H. A. MCCONAUGHEY and one other, representing employees.

The Panama Canal in the United States

Headquarters, Munitions Building, 19th St. and Constitution Ave., NW., Washington, D. C.

A. L. FLINT, General Purchasing Officer and Chief of Office.
 E. E. WEISE, Assistant to the Chief of Office.
 E. D. ANDERSON, Chief Clerk, Purchasing Department.
 H. A. A. SMITH, Assistant Auditor.
 W. J. SHERIDAN, Assistant Purchasing Agent, 24 State St., New York, N. Y.
 W. A. E. DOYING, Inspecting Engineer, Washington, D. C.

Panama Railroad Company

Headquarters, Balboa Heights

LIEUT. COL. J. L. SCHLEY, U. S. A., President.
 LIEUT. COL. C. S. RIDLEY, U. S. A., Second Vice President.
 R. B. WALKER, General Manager.
 CHAS. W. LEE, Assistant to the General Manager and Commercial Agent.
 W. F. FOSTER, Superintendent and Master of Transportation.
 E. MCTUCKER, Roadmaster.
 C. T. LINDSAY, Receiving and Forwarding Agent, Cristobal.
 JOHN O. COLLINS, Counsel, Ancon.

Office in the United States, 24 State Street, New York City

T. H. ROSSBOTTOM, Vice President.
 W. R. PFIZER, Assistant to Vice President and Secretary.
 V. M. NEWTON, Treasurer.
 G. L. SELKIRK, Auditor.
 W. K. B. POTTS, Superintendent.
 RICHARD REID ROGERS, General Counsel.
 T. S. SPRAGUE, Freight Traffic Manager.
 A. M. GIBSON, Passenger Agent.
 W. J. SHERIDAN, Commissary Purchasing Agent.

(Continued on following page.)

Courts of Canal Zone

U.S. District Court:

RICHARD C. P. THOMAS, District Judge, Ancon.
 J. J. WALKER, Clerk of Court, Ancon.
 J. S. CAMPBELL, Deputy Clerk of Court, Cristobal.
 J. J. MCGUGAN, District Attorney, Ancon.
 JOHN T. BARRETT, Canal Zone Marshal, Ancon.

Magistrates Courts:

P. E. MURRAY, Magistrate, Balboa.
 E. I. P. TATELMAN, Magistrate, Cristobal.

Official Publications of Interest to Shipping

Masters may obtain from the office of the Captain of the Port, at either Cristobal or Balboa, without charge, the "Rules and Regulations Governing Navigation of The Panama Canal and Adjacent Waters," and the current Tariff of charges at the Canal for supplies and services.

Requests for Canal publications sent by mail should be addressed to: The Panama Canal, Balboa Heights, C.Z.; or, when more convenient, to The Panama Canal, Washington, D.C.

The Hydrographic Office at Cristobal maintains at all times a complete stock of navigational charts and books, including charts of all parts of the world, sailing directions of the world, nautical tables, light lists, tide tables, nautical almanacs, etc.

At the office of the Port Captain in Balboa, a limited stock of navigational charts, books, etc., is also carried, and this office is in a position to fill practically any order in this connection that a ship might place.

Copies of current issues of Pilot Charts, Notices to Mariners, and Hydrographic Bulletins may be obtained in return for marine information.

Observations of weather, ocean currents, and other marine data collected, and blanks, instructions, barometer comparisons, etc., furnished.

Correct time is maintained and chronometers rated.

Prices of Miscellaneous Supplies at Panama Canal Storehouses

The following are prices, including the 25 percent surcharge, to individuals and companies, as of July 15, 1934:

Commodities	Unit	Price
Brass, bar, average.....	Lb.	\$0.20
Brass, sheet, average.....	Lb.	.44
Bronze, Tobin, average.....	Lb.	.20
Gasoline, motor grade.....	Gal.	.11
Metal, yellow.....	Lb.	.19
Oakum, Navy, spun.....	Lb.	.18
Oakum, Navy, unspun.....	Lb.	.16
Oil, gun and ice machine.....	Gal.	.28
Oil, burning, Colza.....	Gal.	1.06
Oil, engine, gas, light, in drums, No. 2135.....	Gal.	.25
Oil, engine, gas, extra heavy, in cases, No. 2250.....	Gal.	.28
Oil, engine, gas, extra heavy, in drums, No. 2250.....	Gal.	.25
Oil, kerosene, in drums.....	Gal.	.08
Oil, marine engine.....	Gal.	.31
Paint, lead, white, dry.....	Lb.	.11
Paint, lead, white, in oil.....	Lb.	.08
Paint, zinc oxide, dry.....	Lb.	.08
Paint, zinc oxide, in oil.....	Lb.	.10
Grease, gear, chain and wire rope, lubricating.....	Lb.	.04
Grease, yellow, cup, No. 3, medium.....	Lb.	.06
Grease, yellow, cup, No. 5, hard.....	Lb.	.06
Soda, ash.....	Lb.	.03
Waste, cotton, colored.....	Lb.	.06
Waste, cotton, white.....	Lb.	.08

Publication of Notices and Circulars of Interest to Shipping

Important Panama Canal notices to mariners, notices to steamship lines, and general circulars of interest to shipping in its relation to the Canal are published in THE PANAMA CANAL RECORD. For this reason it is considered unnecessary to make a separate general distribution away from the Isthmus of such notices and circulars to those receiving THE PANAMA CANAL RECORD. Shipping interests are advised to look for them in this paper, which is supplied to them without charge.

INDEX

A

- ACTIVITIES, terminal, monthly statements, 6, 22, 38, 54, 74, 91, 106, 123, 139, 159, 179, 195.
- Aids to navigation:
- Bahia Honda, Republic of Panama, additional shoals discovered, 116.
 - Bas Obispo Reach, Panama Canal, dredging operations discontinued, 100.
 - Buenaventura River, shoals in, 124.
 - Cartagena Harbor, aids established and moved, 170.
 - Cucaracha Reach, Panama Canal, rear range target light, 65.
 - Gaillard Cut, Panama Canal, change in lights, 100.
 - Entrance to, 124.
 - Gamboa Reach, Panama Canal, range lights, 65.
 - Gulf of Venezuela, pinnacle rock reported, 14.
 - Hydrographic broadcasts, change in, 16.
 - Montijo Bay, Panama, chart unreliable, 149.
 - Gas buoy established, 188.
 - Naranjas Island, Panama, shoal reported, 149.
 - Additional information, 170.
 - Panama Bay, Chame cove, lighthouse in, 203.
 - Panama Canal, lights discontinued temporarily, 149.
 - Panama Canal, Ancon Hill, radio masts and lights on, 203.
 - Porto Bello, nonexistence of light, 65.
 - Quita Sueño Bank, wreck on, 46.
 - Radio direction finders, Darien and Toro Point, 84.
 - Alcoholic liquors, Supplement 7 to Tariff 11, 100.
 - American Consuls, information from, standing notice published at intervals, 116.
 - Anchorage, merchant ships, Supplement No. 5 to Rules and Regulations for Navigation of Canal, 204.
 - Applications for positions as pilot, 149.
 - As pilot or marine engineer, 188.
- Appointments:
- Col. Orville G. Brown appointed Chief Health Officer, 204.
 - Lt. Comdr. Charles F. Osborn appointed Superintendent, Mechanical Division, 204.

B

- BILLS of health for the Canal Zone, 170.
- Briou* sinks in Gatun Lake, 132.
- Brown, Col. Orville G., appointed Chief Health Officer, 204.

C

- CARGO, discharged and laden at terminal ports, 39, 55, 75, 91, 107, 123, 140, 159, 179, 195.
- Handled at terminal ports, monthly statements, 6, 22, 38, 54, 75, 91, 123, 139, 159, 179, 195.
 - Origin and destination of by major areas, 18, 34, 50, 70, 86, 102, 118, 134, 154, 174, 190.
 - Stevedoring and transferring, Supplement No. 5 to Tariff 11, 66.
- Cargoes, hazardous, Supplement No. 4 to Rules and Regulations for Navigation of Canal, 124, 204.
- Census of the Canal Zone, 15.
- Chandlery supplies, standing notice published at intervals, 205.
- Charges for radio to and from ships, reduction in, 84.
- Coal and wood, Supplement 25 to Tariff G, 171.
- Coal, price of, standing notice published at intervals, 172.

- Coal, Supplement No. 6 to Tariff No. 11, 83.
- Supplement No. 11 to Tariff No. 11, 171.
- Code of signals, new international, 67.
- Commodities in U.S. intercoastal trade and in detail, monthly statements, 2, 19, 35, 51, 71, 87, 103, 119, 135, 155, 175, 191.
- Commodities, principal, monthly statements, 2, 19, 35, 51, 71, 87, 103, 119, 135, 155, 175, 191.
- Through Canal in fiscal year, 1933, 47.
- Comparison of Canal traffic, current month with that month in previous years, monthly statements, 6, 22, 38, 54, 74, 90, 106, 122, 139, 158, 178, 194.
- Comparison of current year's traffic with that of previous years, monthly statements, 1, 17, 33, 49, 69, 85, 101, 117, 133, 153, 173, 194.
- Consuls, American, information from, standing notice published at intervals, 116.
- Corundu Military Reservation, Executive Order correcting description of, 180.
- Court, District, transfer to Department of Justice, Executive Order, 67.
- Cristobal Shops, reconstruction of, 150.
- Customs and Quarantine, overtime service, 149.

D

- DELAY to Canal traffic, 160.
- Destination and origin of cargo by major areas, monthly statements, 18, 34, 50, 70, 86, 102, 118, 134, 154, 174, 190.
- Detail of commodities through the Canal, 2, 19, 35, 51, 71, 87, 103, 119, 135, 155, 175, 191.
- Diesel oil, Supplement No. 3 to Tariff No. 11, 14.
- Supplement No. 5 to Tariff No. 11, 66.
- Directory of Panama Canal and Panama Railroad, 206.
- Telephone, revision of, 48.
- District Court transferred to Department of Justice, Executive Order, 67.
- Drydock, new, at Cristobal, 13.
- Placed in use, 83.
- Drydocks, Supplement No. 8 to Tariff No. 11, 124.

E

- ENGINEER, marine, applications for position as, 188, 205.
- Executive Orders:
- Interest on postal money orders, 132.
 - Correction of description of Corundu Military reservation, 180.
 - Licenses to practice medicine in the Canal Zone, 23.
 - Transfer of District Courts to Department of Justice, 67.

F

- FERRY, Thatcher, record travel on, 149.
- First ship through the Canal, 30.
- Flood warning system on rivers tributary to Madden Lake, 31.
- Foreign naval vessels through Canal, fiscal year 1934, 196.
- Fuel and Diesel oils, Supplement No. 5 to Tariff No. 11, 66.
- Fuel oil, price of from Panama Canal tanks, Supplement No. 4 to Tariff No. 11, 23.
- Facilities for shipping, standing notice published at intervals, 23.

H

- HAZARDOUS cargoes, Supplement No. 4 to navigation regulations, 124, 204.
- Health, bills of, for Canal Zone, 170.
- High Panama Canal net tonnage during March 1934, 140.
- Highway, trans-Isthmian, copy of survey for delivered to Republic of Panama, 15.
- Holiday greetings, 83.

I

- INCREASE in Panama Canal traffic, 63.
 Information from American consuls, standing notice published at intervals, 116.
 Information to be furnished by vessels carrying petroleum products, 169.
 Interest on postal money orders, Executive Order, 132.
 International code of signals, new, 67.

L

- LIGHTER *No. 87*, Supplement No. 3 to Tariff No. 11, 14.
 Liquors, alcoholic, Supplement No. 7 to Tariff No. 11, 100.
 Lubricating oils in Panama Canal storehouses, notice published at intervals, 152.

M

- MADDERN Lake, flood warning system, 31.
 Marine engineer, applications for position as, 188, 205.
 Money orders, postal, interest on, Executive Order, 132.
 Movements of ocean vessels through Canal. *See* each issue.

N

- NATIONALITY of traffic, calendar year 1933, 92.
 Fiscal year 1934, 196.
 Monthly statements of, 1, 17, 33, 49, 69, 85, 101, 117, 133, 153, 173, 189.
 Naval vessels, foreign, through Canal, fiscal year 1934, 196.
 Navigation regulations:
 Supplement No. 4, hazardous cargoes, 124, 204.
 Supplement No. 5, merchant ship anchorages, 204.
 New drydock at Cristobal, 13.
 Placed in service, 83.
 Nippon Yusen Kaisha constructing 6 new vessels for east coast U.S.-Far East silk trade, 204.
 Notaries public in the Canal Zone, 16.
 Notices and circulars of interest to shipping, standing notice published at intervals, 152.
 Notices to mariners. *See* aids to navigation.

O

- OIL, Diesel, Supplement No. 3 to Tariff No. 11, 14.
 Diesel and fuel, Supplement No. 6 to Tariff No. 11, 66.
 Fuel, price of from Canal tanks, Supplement No. 4 to Tariff No. 11, 23.
 Lubricating, in Panama Canal storehouses, published at intervals, 152.
 Quick discharge of, 15.
 Orders, steering, 116.
 Origin and destination of cargo by major areas, monthly statements, 18, 34, 50, 70, 86, 102, 118, 134, 154, 174, 190.
 Osborn, Lt. Comdr. Charles F., appointed Superintendent, Mechanical Division, 204.
 Overtime, customs and quarantine service, 149.

P

- PANAMA Canal and Panama Railroad directory, 206.
 Passengers arriving and departing, monthly statements, 6, 23, 39, 55, 75, 92, 107, 124, 140, 160, 180, 196.
 Passenger trains, hours of departure, published at intervals, 152.
 Petroleum products, information from vessels carrying, 169.
 Smoking aboard vessels carrying, 65
 Physician, license to practice on Canal Zone, Executive Order, 23.
 Pilot, application for position as, 149, 188, 205.
 President of United States, visit of, 205.
 Price of coal, standing notice published at intervals, 152.

Price of miscellaneous supplies at Panama Canal storehouses, published at intervals, 205.
 Principal commodities, monthly statements, 2, 19, 35, 51, 71, 87, 103, 119, 135, 155, 175, 191.

- Through Canal in fiscal year 1933, 47.
 Provisions required by ships, standing notice published at intervals, 172.
 Provisions, launch service to ships for, Supplement No. 6 to Tariff No. 11, 83.
 Publications of interest to shipping, published at intervals, 208.

Q

- QUARANTINE and customs, overtime service, 149.

R

- RADIO, reduction in charges for service to and from ships, 84.
 Signals, code, 67.
 Rainfall, record for 24 hours, 66.
 Reconstruction of Cristobal shops, 150.
 Record for quick discharge of Venezuelan oil, 15.
 Rainfall for 24 hours, 66.
 Travel on Thatcher Ferry, 149.
 Restrictions on services to ships, 64, 83, 92.
 Revision of Panama Canal telephone directory, 48.
 Roosevelt, President F. D., visit of, 205.

S

- SALES to ships, restrictions on, 64, 83, 92.
 Ship chandlery supplies, standing notice published at intervals, 205.
 Shops, Cristobal, reconstruction of, 13, 150.
 Signals, new international code of, 67.
 Sinking of steamship *Brión* in Gatun Lake, 132.
 Smoking aboard vessels carrying petroleum in bulk, 65.
 Steamship lines:
 Nippon Yusen Kaisha, construction of 6 new vessels for east coast U.S.-Far East silk trade, 204.
 Steering orders, 116.
 Stevedoring cargo, Supplement No. 5 to Tariff No. 11, 66.
 Supplies, miscellaneous, prices of at Panama Canal storehouses, published at intervals, 151.
 Supplement No. 6 to Tariff No. 11, 83.
 Surgeon, license to practice on Canal Zone, Executive Order, 23.

T

- TANKER carries cargo of wheat, 84.
 Tanker traffic, monthly statements of, 5, 22, 38, 54, 74, 90, 106, 122, 138, 158, 178, 194.
 Tariff No. 11:
 Supplement No. 3, lighter *No. 87*, and Diesel oil, 14.
 Supplement No. 4, price of fuel oil from Canal tanks, 23.
 Supplement No. 5, tugs, wharfage, fuel and Diesel oil, stevedoring and transferring cargo, 66.
 Supplement No. 6, coal, provisions, and supplies, 83.
 Supplement No. 7, alcoholic liquors, 100.
 Supplement No. 8, drydocks, 124.
 Supplement No. 11, coal, 171.
 Tariff G, Supplement No. 25, coal and wood, 171.
 Terminal activities, monthly statements, 6, 22, 38, 54, 74, 91, 106, 123, 139, 159, 179, 195.
 Thatcher Ferry, record travel on, 149.
 Tolls charges, standing notice published at intervals, 172.
 Tonnage, Panama Canal net, high for March 1934, 140.
 Trade routes, traffic by, monthly statements, 2, 17, 34, 50, 70, 86, 101, 118, 134, 154, 174, 190.
 Traffic, averages for fiscal years, monthly statements, 6, 22, 38, 54, 74, 90, 106, 122, 139, 158, 178, 194.

Traffic by nationality, monthly statements, 1, 17, 33, 49, 69, 85, 101, 117, 133, 153, 173, 189.
 By trade routes, monthly statements, 2, 17, 34, 50, 70, 81, 101, 118, 134, 154, 174, 190.
 Through Canal shows increase, 63.
 Commercial, delay to, 160.
 Current month compared with same month in previous years, monthly statements, 6, 22, 38, 54, 74, 90, 106, 122, 139, 158, 178, 194.
 Current year, compared with that in previous years, monthly statements, 1, 17, 33, 48, 69, 85, 101, 117, 133, 153, 173, 189.
 During first 15 days of month, August 1933, 13.
 October 1933, 46.
 Increase in, 63.
 Monthly statements of, 1, 17, 33, 49, 69, 85, 101, 117, 133, 153, 173, 189.
 Movements of ocean vessels through Canal. *See each issue.*
 Nationality of, monthly statements, 1, 17, 33, 49, 69, 85, 101, 117, 133, 153, 173, 189.
 Tanker, monthly statements, 5, 22, 38, 54, 74, 90, 106, 122, 138, 158, 178, 194.
 Transfer of District Court to Department of Justice, Executive Order, 67.
 Transferring cargo, Supplement No. 5 to Tariff No. 11, 66.

Trains, passenger, hours of departure, published at intervals, 152.
 Trans-Isthmian Highway, copy of survey for, delivered to Panama, 15.
 Tugs, Supplement No. 5 to Tariff No. 11, 66.

U

UNITED States Fleet, transit through Canal, 160.
 United States intercoastal traffic. *See commodities in.*

V


VESSELS:

Brion sinks in Gatun Lake, 132.
 Entering and clearing ports, monthly statements, 6, 23, 39, 55, 75, 91, 107, 123, 139, 159, 179, 195.
 Foreign naval through Canal, fiscal year 1934, 196.
 Movements of individual ocean, through Canal. *See each issue.*


W

WHARFAGE, Supplement No. 5 to Tariff No. 11, 66.
 Wheat, oil tanker carries cargo of, 84.
 Wood and coal, Supplement No. 25 to Tariff G, 171.

O



UNIVERSITY OF FLORIDA



3 1262 08543 6151