



HJ  
10  
.A22  
c.1

COMBINED STATEMENT OF 1976.

**RECEIPTS, EXPENDITURES  
AND BALANCES  
OF THE UNITED STATES  
GOVERNMENT**

FOR THE FISCAL YEAR ENDED JUNE 30, 1976 AND  
THE TRANSITION QUARTER ENDED SEPTEMBER 30, 1976



DEPARTMENT OF THE <sup>U.S.</sup> TREASURY Dept.

**THE DEPARTMENT OF THE TREASURY**  
**Document No. 3269**  
**Fiscal Service**  
**Bureau of Government Financial Operations**

---

For sale by the Superintendent of Documents, U.S. Government Printing Office  
Washington, D.C. 20402 - Price \$10.00 (paper cover)  
Stock Number 048-008-00011-9  
Catalog Number T63.113:975

**CONTENTS**

**GENERAL**

Letter of the Secretary of the Treasury.....	Page v	Foreword.....	Page 1
--	-----------	---------------	-----------

**PART ONE  
FISCAL YEAR 1976 AND  
TRANSITION QUARTER SUMMARIES**

Table A - United States Government Comparative Balance Sheet Assets and Liabilities Directly Relating to Receipts and Outlays and the Treasury's Cash Operations September 30, 1976, June 30, 1976 and June 30, 1975.....	10	Table A - Schedule 5 - Analysis of Monetary Assets with the International Monetary Fund.....	24
Table A - Schedule 1 - United States Government Summary General Ledger Account Balances September 30, 1976, June 30, 1976 and June 30, 1975.....	12	Table A - Schedule 6 - Budget Receipts and Outlays.....	25
Table A - Schedule 2 - Account of the Treasury of the United States.....	17	Table A - Schedule 7 - Transactions Not Applied to Current Year's Surplus or Deficit.....	27
Table A - Schedule 3 - Accountability for Cash and Other Assets Held Outside the Treasury Account by Disbursing, Collecting and Other Fiscal Officers.....	18	Table A - Schedule 8 - Deposit Funds.....	28
Table A - Schedule 4 - Analysis of Certain Asset and Liability Accounts.....	22	Table A - Schedule 9 - The Public Debt (as published in the Monthly Statement of the Public Debt of the United States).....	29
		Table A - Schedule 10 - Agency Securities, Issued Under Special Financing Authorities.....	32
		Table A - Schedule 11 - Federal Securities Held as Investments of Government Accounts.....	34

**PART TWO  
DETAILS OF RECEIPTS**

Table B - Receipts by Source Categories.....	40	Table D - Part 3 - Other Receipt Clearing Accounts.....	142
Table C - Receipts by Organizational Unit.....	70	Table E - Capital Transfers.....	146
Table D - Part 1 - Clearing Accounts for Withheld Federal Individual Income and Federal Insurance Contribution Act Taxes.....	138	Table F - Customs Collections of Duties by Districts and Ports.....	147
Table D - Part 2 - Budget Clearing Account (suspense).....	140	Table G - Internal Revenue Receipts by States and Districts.....	152

**PART THREE  
DETAILS OF APPROPRIATIONS,  
OUTLAYS, AND BALANCES**

**SECTION I - BUDGET EXPENDITURE ACCOUNTS**

Legislative Branch.....	164	Independent Agencies—continued	
The Judiciary.....	194	Federal Communications Commission.....	587
Executive Office of the President.....	206	Federal Deposit Insurance Corporation.....	587
Funds Appropriated to the President.....	218	Federal Energy Administration.....	588
Department of Agriculture.....	252	Federal Home Loan Bank Board.....	589
Department of Commerce.....	288	Federal Maritime Commission.....	590
Department of Defense.....	318	Federal Mediation and Conciliation Service.....	590
Department of Health, Education, and Welfare.....	364	Federal Metal and Nonmetallic Mine Safety Board of Review.....	591
Department of Housing and Urban Development.....	406	Federal Power Commission.....	591
Department of the Interior.....	422	Federal Trade Commission.....	592
Department of Justice.....	458	Foreign Claims Settlement Commission.....	592
Department of Labor.....	466	Historical and Memorial Commissions:	
Department of State.....	480	Harry S. Truman Scholarship Foundation.....	593
Department of Transportation.....	492	Japan-United States Friendship Commission.....	594
The Department of the Treasury.....	518	American Revolution Bicentennial Administration... ..	594
Energy Research and Development Administration.....	534	Other Historical and Memorial Agencies.....	595
Environmental Protection Agency.....	538	Indian Claims Commission.....	596
General Services Administration.....	544	Intergovernmental agencies:	
National Aeronautics and Space Administration.....	560	Advisory Commission on Intergovernmental Relations.....	597
Veterans Administration.....	564	Appalachian Regional Commission.....	598
Independent Agencies:		Delaware River Basin Commission.....	599
Action.....	572	Interstate Commission on the Potomac River Basin... ..	600
Administrative Conference of the United States.....	573	Susquehanna River Basin Commission.....	600
Advisory Committee on Federal Pay.....	573	Washington Metropolitan Area Transit Authority....	600
American Battle Monuments Commission.....	574	International Trade Commission.....	601
Arms Control and Disarmament Agency.....	574	Interstate Commerce Commission.....	601
Board for International Broadcasting.....	575	Legal Services Corporation.....	602
Cabinet Committee on Opportunities for Spanish-Speaking People.....	575	Marine Mammal Commission.....	602
Civil Aeronautics Board.....	576	National Capital Planning Commission.....	603
Civil Service Commission.....	576	National Center for Productivity and Quality of Working Life.....	603
Commission of Fine Arts.....	579	National Commission on Libraries and Information Science.....	604
Commission on Civil Rights.....	580	National Credit Union Administration.....	605
Committee for Purchase of Products and Services of the Blind and Other Severely Handicapped.....	580	National Foundation on the Arts and the Humanities... ..	605
Commodity Futures Trading Commission.....	581	National Labor Relations Board.....	607
Community Services Administration.....	581	National Mediation Board.....	607
Consumer Product Safety Commission.....	583	National Science Foundation.....	608
Corporation for Public Broadcasting.....	583	National Transportation Safety Board.....	609
District of Columbia.....	584	Nuclear Regulatory Commission.....	610
Emergency Loan Guarantee Board.....	585	Occupational Safety and Health Review Commission....	610
Equal Employment Opportunity Commission.....	585		
Farm Credit Administration.....	586		

# CONTENTS

## PART THREE DETAILS OF APPROPRIATIONS, OUTLAYS, AND BALANCES - Continued

pendent Agencies--continued			
ennsylvania Avenue Development Corporation.....	611	SECTION III - SUMMARY AND MISCELLANEOUS TABLES	
ostal Service.....	611		
ailroad Retirement Board.....	611		
egotiation Board.....	613		
curities and Exchange Commission.....	613	Table H - Summary of Budget Authority (in millions)....	700
elective Service System.....	614	Table I - Summary of Budget Appropriations, Outlays, and Balances (by Department, by Type of Fund).....	702
mall Business Administration.....	615	Table J - Summary of Budget Appropriations, Outlays, and Balances (by Organizational Units or Program).....	714
mithsonian Institution.....	616	Table K - Statement of Accounts with Negative Balance at End of F.Y. 1976 and T.Q. ....	750
emporary Study Commissions:		Table L - Statement of Certain Accounts that Have Incurred Obligations in Excess of Unexpended Balances.....	774
Aviation Advisory Commission.....	619		
Joint Federal-State Land Use Planning Commission for Alaska.....	620		
Other Temporary Commissions.....	621		
Tennessee Valley Authority.....	626		
United States Information Agency.....	627		
United States Railway Association.....	629		
Water Resources Council.....	630		
F-budget Federal Agencies.....	636		

### SECTION II - DEPOSIT FUND ACCOUNTS

osit Fund Accounts.....	642
-------------------------	-----

## PART FOUR INFORMATIONAL TABLES

		SECTION III MISCELLANEOUS	
SECTION I - APPROPRIATIONS AND AUTHORITIES		Table 6 - Part I - Status of Unappropriated Special Fund Receipts.....	818
Table 1 - Statement of Appropriations and Authori- zations, by Act of Congress and Agencies....	780	Part II - Status of Unappropriated Trust Fund Receipts.....	824
Table 2 - Private and Public Relief Laws, for which Appropriations were Established on the Books of the Treasury during the Fiscal Year 1976 and the Transition Quarter.....	796	Table 7 - Contract Authority.....	828
		Table 8 - Summary of Receipts, Outlays, and Investments Held.....	836
SECTION II - AUTHORITY TO BORROW FROM THE TREASURY			
ntroductory Statement to Authority to Borrow From The Treasury and the Public.....	800		
Table 3 - Status of Authority to Borrow From the Treasury and the Public, by Agency and Program.....	802		
Table 4 - Status of Borrowings From the Treasury Handled as Public Debt Transactions.....	812		
Table 5 - Status of Obligational Authority Relating to Public and Agency Debt, Contract Authority, and Certain Permanent Indefinite Appropria- tions.....	816		

## PART FIVE FOREIGN CURRENCY ACCOUNTS

ntroductory Statement of Foreign Currencies.....	840	Table II - Foreign Currencies Held by the United States Government Fiscal Year 1976, Trans- actions and Balances Including Trust Fund Accounts.....	846
Table I - Analysis of Total Foreign Currencies Held by the United States Government June 30, 1976.....	842		



THE SECRETARY OF THE TREASURY  
WASHINGTON 20220

December 2, 1976

Dear Sirs:

I have the honor to transmit herewith the Combined Statement of Receipts, Expenditures and Balances of the United States Government for the Fiscal Year Ended June 30, 1976 and the Transition Quarter Ended September 30, 1976. This submission is in accordance with the provisions of section 15 of the Act of July 31, 1894 (31 U.S.C. 1029) and section 114 of the Act of September 12, 1950 (31 U.S.C. 66b).

Sincerely yours,

William E. Simon

President of the Senate  
Speaker of the House of Representatives



## FOREWORD

### INTRODUCTION

The requirement for the preparation of a report on receipts and outlays of the Government originated with Article I, Section 9 of the Constitution of the United States, which provides in part that "No money shall be drawn from the Treasury, but in consequence of appropriations made by law; and a regular statement and account of all public money shall be published from time to time." (Underlining provided) This requirement was followed by a standing order of the House of Representatives, dated December 31, 1791, which required an annual report on receipts and outlays of the Government. This requirement was superseded by the following:

Section 15 of the Act of July 31, 1894 (U.S.C. 1029) which provides, "It shall be the duty of the Secretary of the Treasury annually to lay before Congress, on the first day of the regular session thereof, an accurate combined statement of the receipts and expenditures during the last preceding fiscal year of all public moneys, including those of the Post Office Department, designating the amount of the receipts, whenever practicable, by ports, districts, and States, and the expenditures, by each separate head of appropriation."

Section 114 of the Act of September 12, 1950 (31 U.S.C. 66 b (a)) which provides, "The Secretary of the Treasury shall prepare such reports for the information of the President, the Congress, and the public as will present the results of the financial operations of the Government. . ." Section 114 also provides that the duties imposed upon the Department of the Treasury by Section 15 of the Act of July 31, 1894, may be exercised and performed by the Secretary as a part of his broader authority and duties outlined in this section.

This report is recognized as the official publication of the details of receipts and outlays with which all other reports containing similar data must be in agreement. In addition to serving the needs of Congress, the Office of Management and Budget uses this report in reviewing the President's Budget programs; the General Accounting Office in its audit activities; the various departments and agencies of the Government in reconciliation of their accounts; and the general public in its continuing review of the operations of their Government. Other reports prepared by the Department of the Treasury that contain related information include: The Daily Treasury Statement; Monthly Treasury Statement of Receipts and Outlays of the United States Government; the Treasury Bulletin; and the Annual Report of the Secretary of the Treasury on the State of the Finances.

On July 12, 1974, the Congressional Budget and Impoundment Control Act of 1974 (Public Law 93-344) established various changes in the congressional budget process. One major change, is found in Title V, Section 501. It reads in part:

"The fiscal year of the Treasury of the United States, in all matters of accounts, receipts, expenditures, estimates, and appropriations--

(1) shall, through June 30, 1976, commence on July 1 of each year and end on June 30 of the following year; and

(2) shall, beginning on October 1, 1976, commence on October 1 of each year and end on September 30 of the following year

All accounts of receipts and expenditures required by law to be published annually shall be prepared and published for each fiscal year \*\*\*\*\*."

As a consequence of this Legislative change in the fiscal year, a separate three month transition period from July 1, 1976 to September 30, 1976 was created as a bridge between fiscal years 1976 and 1977. This period has become officially referenced as the "Transition Quarter." The data contained in this statement includes both fiscal year 1976 and the Transition Quarter presented as two separate accounting periods.

### DESCRIPTION OF ACCOUNTS RELATING TO CASH OPERATIONS

The classes of accounts maintained in connection with the cash operations of the Federal Government, exclusive of public debt operations, include: (1) The accounts of fiscal officers or agents, collectively, who receive money for deposit in the U.S. Treasury or for other authorized disposition or who make expenditures by drawing checks on the Treasury of the United States or by effecting payments in some other manner; (2) the accounts of administrative agencies which classify receipt and outlay transactions according to the individual receipt, appropriation, or fund account; and (3) the accounts of the Treasury of the United States whose office is responsible for the receipt and custody of money deposited by fiscal officers or agents, for the payment of checks drawn on the Treasury, and the payment of public debt securities redeemed. A set of central accounts is maintained in the Department of the Treasury for the purpose of consolidating financial data reported periodically from these three sources in order to present the results of cash operations in central financial reports, on a unified basis, for the Government as a whole, and as a means of internal control.



## DESCRIPTION OF ACCOUNTS RELATING TO CASH OPERATIONS – Continued

The central accounts relating to cash operations disclose monthly and fiscal year information on: (1) The Government's receipts by principal sources, and its outlays according to the different appropriations and other funds involved; and (2) the cash transactions, classified by types, together with certain directly related assets and liabilities which underlie such receipts and outlays. The accounting for receipts is on the basis of collections, and outlays is on the basis of checks issued and cash payments made, except that interest on the public debt is on an accrual basis for fiscal year 1976. However, effective with the transition quarter public issues are on the accrual basis and special issues are on the cash basis. The structure of the accounts provides for a reconciliation, on a firm accounting basis, between the published reports of receipts and outlays for the Government as a whole and changes in the Treasury's cash balance by means of such factors as checks outstanding, deposits in transit, and cash held outside the Treasury. Within the central accounts, receipt and outlay accounts are classified as described in the following paragraphs.

### Budget Accounts

General fund receipt accounts - General fund receipt accounts are credited with all receipts which are not earmarked by law for a specific purpose. General fund receipts consist principally of internal revenue collections, which include income taxes, excise taxes, estate, gift, and employment taxes. The remainder consist of customs duties and a large number of miscellaneous receipts, including fees for permits and licenses, fines, penalties, and forfeitures; interest and dividends; rentals; royalties; and sale of Government property.

Special fund receipt accounts - Special fund receipt accounts are credited with receipts from specific sources which are earmarked by law for a specific purpose, but which are not generated from a cycle of operations. The Congress may appropriate these receipts on an annual basis or for an indefinite period of time. Examples of special fund receipts are those arising from rents and royalties under the Mineral Leasing Act, the revenue from visitors to Yellowstone National Park, the proceeds of the sale of certain timber and reserve lands, and other receipts authorized to be credited to the reclamation fund.

General fund expenditure accounts - General fund expenditure accounts are established to record amounts appropriated by the Congress to be expended for the general support of the Government. Such accounts are classified according to the limitations that are established by the Congress with respect to the period of availability for obligation of the appropriation, as 1-year, multiple-year, or "no-year" (without a time limit), and with respect to the agency authorized to enter into obligations and approve outlays.

Special fund expenditure accounts - Special fund expenditure accounts are established to record appropriated amounts of special fund receipts to be expended for special programs in accordance with specific provisions of law. These accounts are generally available without time limit, but may also be subject to time limitations as in the case of general fund accounts.

Revolving fund accounts - These are funds authorized by specific provisions of law to finance a continuing cycle of operations in which outlays generate receipts, and the receipts are available for outlay without further action by Congress. They are classified as (a) public enterprise funds where receipts come primarily from sources outside the Government and (b) intragovernmental funds where receipts come primarily from other appropriations or funds. These accounts are usually designated as "no-year" accounts, i.e., they are without limitation as to period of availability for outlay. Examples of public enterprise revolving funds are the Tennessee Valley Authority and the Commodity Credit Corporation. Examples of intragovernmental revolving funds are the General Supply Fund administered by the General Services Administration and the Government Printing Office Revolving Fund.

Consolidated working fund accounts - These are accounts established to receive (and subsequently disburse) advance payments from other agencies or bureaus pursuant to Section 601 of the Economy Act (31 U.S.C. 686) or other provisions of law. Consolidated working funds may be credited with advances from more than one appropriation for the procurement of goods or services to be furnished by the performing agency with the use of its own facilities within the same fiscal year. Outlays recorded in these accounts are stated net of advances credited and are classified under the agencies administering the accounts. The accounts are subject to the fiscal year limitations of the appropriations or funds from which advanced.

## DESCRIPTION OF ACCOUNTS RELATING TO CASH OPERATIONS – Continued

Management fund accounts - These are working fund accounts authorized by law to facilitate accounting for and administration of intragovernmental activities (other than a continuing cycle of operations) which are financed by two or more appropriations. This classification is also often applied to the consolidated working funds for interagency activities described above.

Trust fund accounts - These are accounts maintained to record the receipt and outlay of moneys held in trust by the Government for use in carrying out specific purposes or programs in accordance with the terms of a trust agreement or statute. The receipts of many trust funds, especially the major ones, not needed for current payments, are invested in public debt and Government agency securities. Generally, trust fund accounts consist of separate receipt and outlay accounts, but when the trust corpus is established to perform a business-type operation, the fund entity is called a "trust revolving fund" and a combined receipt and outlay account is used. Some of the major trust fund accounts are the Federal old-age and survivors insurance trust fund, Unemployment trust fund, Civil service retirement and disability trust fund, the National service life insurance trust fund, and the Highway trust fund.

Transfer appropriation accounts - These accounts are established to receive (and subsequently disburse) allocations which are treated as non-expenditure transactions at the time the allocation is made including certain transfers under Section 601 of the Economy Act (31 U.S.C. 686), and similar provisions of law.

### Other Accounts

Deposit fund accounts - Deposit funds are combined receipt and outlay accounts established to account for receipts that are either (a) held in suspense temporarily and later refunded or paid into some other fund of the Government upon administrative or legal determination as to the proper disposition thereof, or (b) held by the Government as banker or agent for others and paid out at the direction of the depositor. Such funds are not available for paying salaries, expenses, grants, or other outlays of the Government.

## EXPLANATION OF TRANSACTIONS AND BASES OF FIGURES

As indicated in the "Table of Contents," the Combined Statement of Receipts, Expenditures and Balances of the United States Government consists of: Part One Summary statements with supporting tables and schedules; Part Two - Details of receipts; Part Three - Details of appropriations, outlays, and balances; Part Four - Other informational data; and Part Five - Details of foreign currency transactions, with an introductory statement explaining bases of figures, account classification, etc.

### Fiscal Year Summaries

Part One contains summary tables of various fiscal year General Ledger, Asset, and Account data as well as other miscellaneous financial tables. The data presented within many of them is supported by the detail presented in Parts Two, Three and Four. As such, they provide valuable conglomerate financial information on the results of operations within the federal government during the fiscal period.

## BUDGET RECEIPT AND OUTLAY ACCOUNTS

### Receipt Accounts

Part Two of this report contains the detail of internal revenue, customs, and miscellaneous receipts. Internal revenue and customs receipts are included in this report on the basis of reports of collections, which means they are reported as of the time that the cash received is placed under accounting control. Other receipts of the Government are reported on a collections received basis. Revolving fund and management fund receipts, reimbursements and refunds of moneys previously expended, are not included in the receipt tables, but are deducted from gross outlays.

### Outlay Accounts

Part Three, Section I, of this report contains the detailed tabulations of outlay accounts, by organizational unit, showing the various transactions that relate to such accounts which affect the budget surplus or deficit of the Government. The accounts are arranged according to general, special, revolving, management and trust funds, showing the titles, period of availability, and account symbols. Following are explanations of the column headings in the tabulations.

1. Balances beginning of fiscal year The amounts shown in the first money column represent ending balances as of the close of the preceding fiscal year. An analysis of the total of these balances, expressed in terms of Fund Resources and Fund Equities, is presented on the basis of reports of the administrative agencies, submitted on Treasury Form No. TFS 2108 in accordance with the Treasury Fiscal Requirements Manual.

#### Fund Resources include:

- a. Undisbursed balances (by year account).
- b. Investments in Federal securities - These amounts represent investment holdings (at par value) of Government accounts in public debt and agency securities.
- c. Unfunded contract authority - These amounts represent unused authority.
- d. Borrowing authority - These amounts represent unused authority.
- e. Accounts receivable - These amounts represent receivables which, when collected, will be credited directly to the appropriation or fund, and are reported as deductions to unpaid obligations. Such amounts consist of reimbursements earned and refunds receivable, i.e., amounts earned (both billed and unbilled) for accomplished delivery or performance as of June 30, overpayment refund receivables, travel advances and other advances which did not liquidate specific obligations, (e.g., advances to General Services Administration Supply Fund are included).
- f. Unfilled customer orders - These amounts consist of undelivered customer's orders to the extent that it represents valid obligations recorded by the ordering agency for those appropriations using an authority to obligate anticipated reimbursements. The amount shown for an annual appropriation covers only those orders for which valid obligations were incurred under such annual account or orders for common-use items to be delivered from stock in accordance with 32 Comp. Gen. 436.

#### Fund Equities include:

- a. Unobligated balance - Amounts reported in this column normally represent unobligated balance of no-year and multiple-year accounts for which authority to obligate has not expired.
- b. Accounts payable - These amounts represent liabilities for goods and services received as of June 30, representing valid obligations supported by documentary evidence.
- c. Undelivered orders - These amounts represent orders for goods and services remaining undelivered as of June 30, representing valid obligations supported by documentary evidence, for which the liability has not yet accrued.

### 2. Appropriations, and other obligational authority

a. Appropriations--Article I, Section 9, of the Constitution of the United States, provides that "No money shall be drawn from the Treasury but in consequence of appropriations made by law." The appropriations included in this report are the amounts which Congress authorized to be established for the fiscal year. These amounts do not represent cash actually set aside in the Treasury for the purposes specified in the appropriation acts; they represent limitations of amounts which agencies may obligate during the time period specified in the respective appropriation acts. In

## BUDGET RECEIPT AND OUTLAY ACCOUNTS – Continued

some instances, the Congress reappropriates part or all of the unobligated balances of prior-year appropriations which would otherwise expire. In other instances, the Congress authorized the transfer of obligational authority covering current appropriations from one agency or purpose to another. These transactions decrease and increase the amounts available for obligation in the particular appropriation accounts and are explained by applicable footnotes. The appropriations are classified to show the amounts appropriated from an organizational standpoint, and are shown in the second money column.

b. Contract authorities – Contract authorities represent a grant of authority by the Congress to incur obligations prior to the enactment of appropriations. A contract authority does not, in itself, permit the spending of money. It must be followed by an appropriation to permit payment of the obligations incurred thereunder. New contract authority granted during the fiscal year is shown in the second money column. Appropriations enacted for the fiscal year to liquidate such authority are included in this column as current year appropriations with a corresponding decrease to unfunded contract authority.

c. Authority to borrow from the Treasury and the Public – In some instances, the Congress grants authority to Government corporations or agencies to make outlays from funds to be borrowed from the Secretary of the Treasury or from the public. In the case of borrowings from the Treasury, the Secretary is directed to use proceeds from the sale of public debt securities. Legislation is generally specific with respect to the amount of money that can be advanced by the Treasury to each corporation or agency and often requires that the borrowing transactions be accomplished by the issuance of formal notes of the agency. A few agencies of the Government are authorized by law to issue their own securities to the public. Before issuing these securities, the agencies are required to secure approval from, or consult with, the Secretary of the Treasury with respect to terms of the borrowing and timing thereof. Such borrowings and repayment of borrowings from the Treasury or the public represent financing transactions and, therefore, do not affect the budget surplus or deficit. (Note: The Federal Financing Bank, created by Public Law 93-224, (87 Stat. 93), dated December 29, 1973, for the purpose of consolidating the market financing of other Federal agencies, such as the U.S. Postal Service, the Export-Import Bank of the United States, the Tennessee Valley Authority and others, similarly does not affect the budget surplus or deficit.) Borrowing authority granted by the Congress during the fiscal year is shown in the second money column.

### 3. Transfers, borrowings, and investments (net)

a. Transfers of obligated balances from lapsed appropriations to merged prior-year accounts as required by 31 U.S.C. 701, and other transfers by request of the administrative agencies concerned, as authorized by law, are shown in the third money column. The other transfers are, in the majority of cases, for the benefit of the advancing appropriation accounts, and outlays from such transfer appropriation accounts are associated with the account to which the funds were originally made available. Explanatory footnotes showing the statutory authority and amounts transferred to or from the various accounts are given at the end of each organizational chapter.

b. Other transactions shown in this column include the following:

- (1) Borrowings – (a) Borrowings from the Treasury – representing the net of borrowings from or repayments to the Treasury as authorized by the Congress. (b) Borrowings from the Public – representing the net of the par value of issues or redemptions of securities of Government corporations and agencies, under the agency debt authorizations granted by the Congress. (c) Borrowings from the Treasury and the Public which include both (a) and (b).
- (2) Investments – representing the net par value of purchases and sales of public debt and Government agency securities.

4. Outlays – The outlays shown in the fourth money column are reported generally on the basis of checks issued by Government disbursing officers net of collections. Certain modifications of this basis are described as follows:

- a. Interest on the public debt is reported on an accrual basis for fiscal year 1976. However, effective with the transition quarter public issues will remain on the accrual basis, while special issues are to be accounted for on a cash basis.
- b. Where payment is made in cash rather than by check, the cash payment is the outlay.
- c. Certain outlays of an intragovernmental nature do not require the issuance of checks; for example, charges made against appropriations representing a part of employees' salaries which are withheld for individual income taxes and for savings bond allotments.

## BUDGET RECEIPT AND OUTLAY ACCOUNTS – Continued

Outlays are stated net of collections representing reimbursements as authorized by law, refunds of money previously expended, and receipts of revolving and management funds. In this connection, public debt or agency securities which are acquired in lieu of other properties, or donated, are considered as "constructive" receipt of cash and, therefore, the par amounts of such securities are included as receipts (reductions of outlays) of the acquiring agency.

5. Balances withdrawn and other transactions - The fifth money column includes net transactions for several types of activities as follows:

- a. Unobligated balances withdrawn - Represents reductions of appropriations pursuant to 31 U.S.C. 701 which provides that "Upon the expiration of the period of availability for obligation, the unobligated balance shall be withdrawn and, if the appropriation was derived in whole or in part from the general fund, shall revert to such fund, but if the appropriation was derived solely from a special or trust fund, shall revert, unless otherwise provided by law, to the fund from which derived."
- b. Unexpended balances withdrawn - Represents reduction of appropriations pursuant to 2 U.S.C. 102A which provides that "the unexpended balances of appropriations which are subject to disbursement by the Secretary of the Senate or the Clerk of the House of Representatives shall be withdrawn as of September 30, of the second fiscal year following the year for which provided."
- c. Transfer to surplus fund of the Treasury - Transfers of unexpended balances of appropriations to what is termed in the law the "Surplus Fund of the Treasury" represent withdrawals of funds from such appropriations on the books without affecting the cash in the Treasury. The term "Surplus Fund of the Treasury," as used by the Congress in the Act of March 3, 1795 (1 Stat. 437) and in certain other acts, and by the Treasury Department, does not represent a fund consisting of unappropriated surplus or other assets as the term would ordinarily imply in accounting terminology; nor does it have any relation to surplus income. It is merely an expression of the action to give effect to an act of the Congress to withdraw or writeoff balances of certain appropriations. The net effect is to reduce the amount of the unexpended appropriation and thereby reduce the agency's authority to obligate or spend. The amounts of appropriations so withdrawn are explained by appropriate footnotes.
- d. Restorations to the appropriation accounts - Represents the re-establishment of balances pursuant to 31 U.S.C. 701 which provides, "That when it is determined necessary by the head of the agency concerned that a portion of the unobligated balance withdrawn is required to liquidate obligations and effect adjustments, such portion of the unobligated balance may be restored to the appropriate accounts."
- e. Capital transfers - Represents nonexpenditure transfers from revolving funds on account of repayment of investment or distribution of earnings.
- f. Reappropriations of prior year's appropriation data - represents the continuance of availability for designated fiscal-year appropriations in future periods. It is presented as a footnoted item in this column.
- g. Changes in receivables, payables, undelivered orders, unfilled customer orders, and unobligated balances.

6. Balances end of fiscal year - These year-end balances represent the column 1 (opening) balances as affected by the transactions in column 2, 3, 4 and 5. As such, these figures become the opening balances for the succeeding fiscal period unless otherwise footnoted (i.e. June 30, 1976 closing balances will be the corresponding opening balances for the Transition Quarter and the closing balances for the Transition Quarter become the opening balances for fiscal year 1977). The unobligated balances of annual and merged prior-year accounts normally represent an excess of receivables over gross unpaid obligations. Such excess amounts are footnoted "unobligated-unavailable," Similarly, over-obligateds are also footnoted.

Off-Budget Federal Agencies - Presented as the last unit of Part Three, Section I are the Off-Budget Federal Agencies. These agencies would normally fall within the budget except that certain provisions of law or administrative determinations have required that transactions of such agencies or selected programs should not affect budget results. The present off-budget agencies are: the Export-Import Bank of the United States, which was classified as off-budget pursuant to Public Law 92-126, dated August 17, 1971; most outlays of the Rural Electrification Administration, including the Rural Telephone Bank, which were classified outside the budget, pursuant to Public Law 93-32, dated May 11, 1973; the United States Postal Service, which was classified outside the budget, pursuant to the Postal Reorganization Act (Public Law 91-375), dated August 12, 1970 (Payments to the postal service fund financed by general fund appropriations will continue to be reflected in budget totals); the Federal Financing Bank, which was created by the Federal Financing Bank Act of 1973 (Public Law 93-224), dated December 29, 1973; and the Pension Benefit Guaranty Corporation, which was created by the Employee Retirement Income Security Act of 1974 (Public Law 93-406), dated September 2, 1974.

## DEPOSIT FUND ACCOUNTS

Part Three, Section II, of this report contains the detailed data relating to transactions for deposit fund accounts, none of which affect the budget results. The accounts are listed according to organizational unit and the columnar headings of the tabulations are on the same basis as Part Three, Section I.

## SUMMARY AND MISCELLANEOUS TABLES

Part Three, Section III, of this report contains the summary data relating to Budget Authority and Budget Appropriations, Outlays and Balances. Also presented are two miscellaneous tables relating to withdrawn funds and obligations. Detailed information in support of the summary tables is available in the relevant portions of this report.

## INFORMATIONAL TABLES

Part Four of this report contains three sections of an informational-type nature. Section I deals with Appropriations and Authorities. Section II deals with the Authority to Borrow from the Treasury and the Public with an introductory explanatory statement on this authority. Section III, the final section of Part Four, deals with other miscellaneous information that pertains to areas not covered by other sections.

## FOREIGN CURRENCY ACCOUNTS

The final part of this report, Part Five, deals with Foreign Currency as it pertains to the Federal Government. An introductory statement is presented for informational purposes, and is followed by two tables detailing transactions and analyzing data in this area. Transactions are included for fiscal year 1976 only. Transactions during the Transition Quarter will be published in the fiscal year 1977 presentation of this report, and the Treasury publication "Foreign Currencies Held by the U. S. Government," (scheduled for release in March 1977).



# **PART ONE**

---

---

## **SUMMARY STATEMENTS**

---

---

	Pages
Table A - United States Government Comparative Balance Sheet Assets and Liabilities Directly Relating to Receipts and Outlays and the Treasury's Cash Operations	10-11
Schedule 1 - United States Government summary general ledger account balances	12-16
Schedule 2 - Account of the Treasury of the United States	17
Schedule 3 - Accountability for cash and other assets held outside the Treasury account by disbursing, collecting and other fiscal officers	18-21
Schedule 4 - Analysis of certain asset and liability accounts	22-23
Schedule 5 - Analysis of monetary assets with the International Monetary Fund	24
Schedule 6 - Budget receipts and outlays	25-26
Schedule 7 - Transactions not applied to current year's surplus or deficit	27
Schedule 8 - Deposit funds	28
Schedule 9 - The Public Debt (as published in the Monthly Statement of the Public Debt of the United States)	29-31
Schedule 10 - Agency securities, issued under special financing authorities	32-33
Schedule 11 - Federal securities held as investments of Government accounts	34-37



**AND OUTLAYS AND THE TREASURY'S CASH OPERATIONS - SEPTEMBER 30, 1976, JUNE 30, 1976, AND JUNE 30, 1975**

Item	Balance September 30, 1976	Balance June 30, 1976	Balance June 30, 1975	Net Change (June 30, 1976 to September 30, 1976)	Net Change (June 30, 1975 to June 30, 1976)
<b>LIABILITY ACCOUNTS</b>					
Borrowing from the public:					
Public Debt securities issued under general financing authorities:					
Obligations of the United States, issued by:					
United States Treasury.....	\$634,701,165,051.49	\$620,432,181,994.56	\$533,179,262,501.33	\$14,268,983,056.93	\$87,252,919,493.23
Federal Financing Bank.....	75,000.00	75,000.00	9,000,000.00	-----	-8,925,000.00
Total public debt securities.....	<u>1/634,701,240,051.49</u>	<u>1/620,432,256,994.56</u>	<u>1/533,188,262,501.33</u>	14,268,983,056.93	87,243,994,493.23
Agency securities, issued under special financing authorities (see Schedule 10) <u>2/</u> .....	11,046,861,047.29	10,852,769,871.43	10,943,130,937.06	194,091,175.86	-90,361,065.63
Total federal securities.....	645,748,101,098.78	631,285,026,865.99	544,131,393,438.39	14,463,074,232.79	87,153,633,427.60
Deduct:					
Federal securities held as investments of government accounts (see Schedule 11).....	148,052,209,241.59	151,565,893,582.72	147,225,099,424.83	-3,513,684,341.13	4,340,794,157.89
Total borrowing from the public.....	497,695,891,857.19	479,719,133,283.27	396,906,294,013.56	17,976,758,573.92	82,812,839,269.71
Accrued interest payable on public debt securities.....	4,377,796,910.12	4,234,273,719.94	3,319,243,483.94	143,523,190.18	915,030,236.00
Deduct:					
Accrued interest receivable on public debt securities held as investments of government accounts	-----	311,922,470.06	331,033,115.32	-311,922,470.06	-19,110,645.26
Total accrued interest payable to the public (see Schedule 4).....	<u>2/4,377,796,910.12</u>	<u>3/4/ 3,922,351,249.88</u>	<u>3/2/ 2,988,210,368.62</u>	455,445,660.24	934,140,881.26
Deposit Funds: (see Schedule 8) <u>5/</u>					
Allocations of special drawing rights.....	2,654,344,415.18	2,629,119,065.52	2,836,307,525.68	25,225,349.66	-207,188,460.16
Other.....	3,059,951,038.59	3,050,678,254.79	3,867,863,408.02	9,272,783.80	-817,185,153.23
Miscellaneous liability accounts (Includes checks outstanding etc.).....	5,737,181,819.41	5,644,863,010.26	7,447,500,164.99	92,318,809.15	-1,802,637,154.73
Total liability accounts.....	513,525,166,040.49	494,966,144,863.72	414,046,175,480.87	18,559,021,176.77	80,919,969,382.85
<b>ASSET ACCOUNTS (Deduct)</b>					
Cash and monetary assets:					
U.S. Treasury operating cash (see Schedule 2) <u>7/</u> .....	17,414,219,007.53	14,834,740,534.54	7,589,140,377.49	2,579,478,472.99	7,245,600,157.05
Special drawing rights:					
Total holdings.....	2,356,633,285.35	2,315,899,689.18	2,417,663,134.23	40,733,596.17	-101,763,445.05
SDR certificates issued to Federal Reserve Banks.....	-800,000,000.00	-700,000,000.00	-500,000,000.00	-100,000,000.00	-200,000,000.00
Balance.....	1,556,633,285.35	1,615,899,689.18	1,917,663,134.23	-59,266,403.83	-301,763,445.05
Gold tranche drawing rights:					
U.S. subscription to International Monetary Fund:					
Direct quota payments <u>8/</u> .....	6,700,000,000.00	6,700,000,000.00	6,700,000,000.00	-----	-----
Maintenance of value adjustments.....	1,052,512,045.32	978,836,667.71	1,583,969,529.83	73,675,377.61	-605,132,862.12

**Table A - UNITED STATES GOVERNMENT COMPARATIVE BALANCE SHEET ASSETS AND LIABILITIES DIRECTLY RELATING TO RECEIPTS AND OUTLAYS AND THE TREASURY'S CASH OPERATIONS - SEPTEMBER 30, 1976, JUNE 30, 1976, AND JUNE 30, 1975 - Continued**

Item	Balance September 30, 1976	Balance June 30, 1976	Balance June 30, 1975	Net Change (June 30, 1976 to September 30, 1976)	Net Change (June 30, 1975 to June 30, 1976)
ASSET ACCOUNTS (Deduct)-Continued:					
Cash and monetary assets - Continued:					
Gold tranche drawing rights- Continued:					
Other demand liabilities issued to IMF.....	-\$3,741,289,279.50	-\$4,466,289,279.50	-\$5,919,241,926.43	\$725,000,000.00	\$1,452,952,646.93
Receivable/Payable (-) for U.S. currency valuation adjustment.....	-12,352,433.97	22,420,340.36	-153,639,390.08	-34,772,774.33	176,059,730.44
Balance <sup>2/</sup> .....	3,998,870,331.85	3,234,967,728.57	2,211,088,213.32	763,902,603.28	1,023,879,515.25
Other cash and monetary assets.....	3,638,163,598.73	4,023,558,168.74	4,195,716,957.84	-385,394,570.01	-172,158,789.10
Total cash and monetary assets.....	26,607,886,223.46	23,709,166,121.03	15,913,608,682.88	2,898,720,102.43	7,795,557,438.15
Miscellaneous asset accounts.....	3,631,062,906.41	2,849,716,284.48	2,786,609,822.28	781,346,621.93	63,106,462.20
Total asset accounts.....	30,238,949,129.87	26,558,882,405.51	18,700,218,505.16	3,680,066,724.36	7,858,663,900.35
Excess of liabilities (+) or assets (-).....	483,286,216,910.62	468,407,262,458.21	395,345,956,975.71	14,878,954,452.41	73,061,305,482.50
Transactions not applied to current year's surplus or deficit (see Schedule 7).....	-2,178,724,710.10	-7,456,253,784.50	-8,896,972,617.67	5,277,529,074.40	1,440,718,833.17
Total budget financing [Financing of deficit (+) or disposition of surplus (-)].....	481,107,492,200.52	460,951,008,673.71	386,448,984,358.04	20,156,483,526.81	74,502,024,315.67

The preceding financial statement does not purport to show all that the Government owns and owes but is confined to showing those assets and liabilities which are directly related to the cash operations of the Department of the Treasury and the rest of the Government. The statement is supported by a system of central accounts maintained in the Department of the Treasury in conformity with generally accepted Governmental accounting principles applied on a basis consistent with the preceding fiscal year.

<sup>1/</sup> This figure will not agree with the end of period Monthly Statement of the Public Debt of the United States due to a change in the Public Debt reporting procedure.

<sup>2/</sup> Represents securities issued by Government agencies which are direct liabilities of the issuing agency. The proceeds from sales and expenditures for redemptions are not used as factors in determining the budget surplus or deficit.

<sup>3/</sup> This liability does not include interest on savings bonds of any series. The liability for interest on savings bonds which are sold at a discount is included in public debt principal on the basis of the increment in redemption value. The liability for interest on other savings bonds is recorded when the interest checks are issued with a corresponding liability for interest due and payable (equivalent, in this case, to checks outstanding).

<sup>4/</sup> Includes \$311,922,470.06 to convert interest receivable of certain government accounts on public debt issues from a cash to an accrual basis in order to be consistent with accrual reporting of public debt interest payable.

<sup>5/</sup> Includes \$331,033,115.32 to convert interest receivable of certain government accounts on public debt issues from a cash to an accrual basis in order to be consistent with accrual reporting of public debt interest payable.

<sup>6/</sup> Represents funds held as deposits for others which are liabilities of the Government and as such are not used as factors in determining the budget surplus or deficit.

<sup>7/</sup> The balance in the Treasury account is stated as published in the Daily Statement of the United States Treasury for the last working day of the period. The net amount of deposit and withdrawal transactions in the period which were processed for entry in the Treasury account after the year-end Daily Statement of the United States Treasury was published have been applied to arrive at the balance on an actual basis.

<sup>8/</sup> Amendments to the monetary system, provide for reduction of gold's monetary role and eliminate the requirement that member quotas include gold payments. In June 1976, the United States exchanged dollars for 230,041,270 Troy Ounces of Fine Gold in a net transaction with the International Monetary Fund of \$9,225,690. Simultaneously, the United States sold this gold to the International Monetary Fund, Trust Fund Gold Custody Account at the official price of 35 SDR or approximately \$42 per ounce.

<sup>9/</sup> Includes gold tranche drawing rights plus dollars held by the fund for operating purposes.

## BALANCES - SEPTEMBER 30, 1976, JUNE 30, 1976, AND JUNE 30, 1975

Item	Balance September 30, 1976	Balance June 30, 1976	Balance June 30, 1975	Net Change (June 30, 1976 to September 30, 1976)	Net Change (June 30, 1975 to June 30, 1976)
LIABILITY ACCOUNTS					
Borrowing from the Public:					
Obligations of the United States:					
8410 Principal of outstanding United States Treasury securities.....	\$634,701,165,051.49	\$620,432,181,994.56	\$533,179,262,501.33	\$14,268,983,056.93	\$87,252,919,493.23
8412 Principal of outstanding Federal Financing Bank securities.....	75,000.00	75,000.00	9,000,000.00	-----	-8,925,000.00
Total public debt securities.....	<u>1/634,701,240,051.49</u>	<u>1/620,432,256,994.56</u>	<u>1/533,188,262,501.33</u>	14,268,983,056.93	87,243,994,493.23
8420 Principal of outstanding agency securities..	11,046,861,047.29	10,852,769,871.43	10,943,130,937.06	194,091,175.86	-90,361,065.63
Total Federal securities.....	645,748,101,098.78	631,285,026,865.99	544,131,393,438.39	14,463,074,232.79	87,153,633,427.60
Deduct:					
8440 Investment of certain deposit funds.....	1,529,336,673.89	1,511,570,175.59	1,451,408,190.41	17,766,498.30	60,161,985.18
8442 Investment of government accounts in public debt securities.....	144,575,615,997.00	148,099,643,972.00	143,831,605,300.00	-3,524,027,975.00	4,268,038,672.00
8444 Investment of government accounts in agency securities.....	1,947,256,570.70	1,954,679,435.13	1,942,085,934.42	-7,422,864.43	12,593,500.71
Total Federal securities held as investments of government accounts.....	148,052,209,241.59	151,565,893,582.72	147,225,099,424.83	-3,513,684,341.13	4,340,794,157.89
Total borrowing from the public.....	497,695,891,857.19	479,719,133,283.27	396,906,294,013.56	17,976,758,573.92	82,812,839,269.71
8710 Accrued public debt interest payable - not due, United States Treasury securities....	4,360,115,752.81	4,221,388,732.39	3,316,537,438.71	138,727,020.42	904,851,293.68
8720 Accrued interest payable on exchange or deferred public debt subscriptions, United States Treasury securities.....	11,850,340.87	9,969,579.33	2,706,045.23	1,880,761.54	7,263,534.10
8722 Accrued interest payable on exchanges or deferred public debt subscriptions, Federal Financing Bank securities.....	5,830,816.44	2,915,408.22	-----	2,915,408.22	2,915,408.22
Total accrued interest payable on public debt securities.....	4,377,796,910.12	4,234,273,719.94	3,319,243,483.94	143,523,190.18	915,030,236.00
Deduct:					
8730 Accrued interest receivable on investments of Government accounts in special issues of public debt securities.....	-----	-----	-12,256,986.94	-----	12,256,986.94
8732 Accrued interest receivable on investments of Government accounts in public issues of public debt securities.....	-----	311,922,470.06	343,290,102.26	-311,922,470.06	-31,367,632.20
Total accrued interest receivable on public debt securities.....	-----	311,922,470.06	331,033,115.32	-311,922,470.06	-19,110,645.26
Total accrued interest payable to the public....	4,377,796,910.12	3,922,351,249.88	2,988,210,368.62	455,445,660.24	934,140,881.26
Deposit funds:					
8240 Allocations of special drawing rights.....	2,654,344,415.18	2,629,119,065.52	2,836,307,525.68	25,225,349.66	-207,188,460.16

**Table A - Schedule 1 - UNITED STATES GOVERNMENT SUMMARY GENERAL LEDGER ACCOUNT  
BALANCES - SEPTEMBER 30, 1976, JUNE 30, 1976, AND JUNE 30, 1975 - Continued**

Item	Balance September 30, 1976	Balance June 30, 1976	Balance June 30, 1975	Net Change (June 30, 1976 to September 30, 1976)	Net Change (June 30, 1975 to June 30, 1976)
<b>LIABILITY ACCOUNTS - Continued</b>					
Deposit funds - Continued:					
8210 U. S. Treasury advances.....	-----	-----	-----	-----	-----
8220 Deposit funds unexpended.....	\$1,530,614,364.70	\$1,539,108,079.20	\$2,416,455,217.61	-\$8,493,714.50	-\$877,347,138.41
8230 Liabilities for investment holdings of certain deposit funds treated as assets...	1,529,336,673.89	1,511,570,175.59	1,451,408,190.41	17,766,498.30	60,161,985.18
Total deposit funds.....	5,714,295,453.77	5,679,797,320.31	6,704,170,933.70	34,498,133.46	-1,024,373,613.39
Miscellaneous liabilities (includes checks outstanding, etc.)					
8010 Corporate securities and interest checks outstanding.....	-73,732,850.01	-70,518,159.32	r-1,309,809.07	-3,214,690.69	-69,208,350.25
8015 Disbursing officers' checks outstanding - unfunded accounts of four-digit symbols...	9,893,914,887.60	11,636,925,974.56	r27,872,892,640.67	-1,743,011,086.96	-16,235,966,666.11
8019 Disbursing officers' checks outstanding - unfunded account of four-digit symbols (checks held by agency).....	-76,345,546.52	-66,099,301.22	-68,623,955.41	-10,246,245.30	2,524,654.19
8020 Disbursing officers' checks outstanding - accounts of five-digit symbols.....	-.02	142,957.08	90,386,904.56	-142,957.10	-90,243,947.48
8033 Postal money orders outstanding.....	150,181,902.40	188,920,663.77	219,701,772.63	-38,738,761.37	-30,781,108.86
8035 Payment vouchers on letters of credit outstanding.....	-423,172.32	-1,746,960.33	-49,078.88	1,323,788.01	-1,697,881.45
8037 Payments due depository banks for checks paid.....	3,515,999.58	3,524,223.48	4,995,708.67	-8,223.90	-1,471,485.19
8040 Deferred interest (premium) on public debt subscriptions, United States Treasury securities.....	258,886,664.71	249,145,262.43	278,546,952.66	9,741,402.28	-29,401,690.23
8045 Public debt interest due and payable.....	77,591,124.83	-12,183,955.48	111,371,938.13	89,775,080.31	-123,555,893.61
8050 Undistributed liabilities in the Monthly Treasury Statement.....	-51,546,062.69	-61,848,273.84	-----	10,302,211.15	-61,848,273.84
8061 Transit account - unclassified receipts and outlays telegraphic reports.....	14,105,113.06	-87,114,262.20	-----	101,219,375.26	-87,114,262.20
8065 Transit account - checks on U. S. Treasury cashed - unclassified.....	-4,083,376,385.31	-4,094,980,800.11	-3,047,620,599.66	11,604,414.80	-1,047,360,200.45
8067 Transit account - suspense items, U. S. Treasury.....	6,819,674.35	7,793,431.36	1,283,679.02	-973,757.01	6,509,752.34
8069 Transit account - transfers of four-digit symbol card checks.....	-1,136,481,128.45	-2,115,798,003.67	-17,798,195,913.51	979,316,875.22	15,682,397,909.84
8072 Transit account - postal money orders cashed - unclassified.....	755,921,898.99	26,185,387.12	-226,711,509.16	729,736,511.87	252,896,896.28
8077 Transit account - transactions transferred between fiscal years.....	-----	-----	9,217.60	-----	-9,217.60
8790 Transit account - collection on exchanges or deferred public debt subscriptions....	2,292,150.67	25,105,121.32	3,159,709.58	-22,812,970.65	21,945,411.74
8810 Military payment certificates - account- ability of disbursing officers.....	-1,245.20	-1,235.10	-10,925.80	-10.10	9,690.70
8815 Reserve for military payment certificates issued to disbursing officers.....	150,000.10	8,809,341.65	8,834,391.45	-8,659,341.55	-25,049.80
8825 Deferred unclassified transactions, Depart- ment of Defense.....	-----	9,923,000.00	-----	-9,923,000.00	9,923,000.00
8865 Transit account - deferred interest (discount) on marketable U. S. securities sold - anticipations.....	-3,983,230.76	-563,005.07	-610,243.47	-3,420,225.69	47,238.40

Item	Balance September 30, 1976	Balance June 30, 1976	Balance June 30, 1975	Net Change (June 30, 1976 to September 30, 1976)	Net Change (June 30, 1975 to June 30, 1976)
LIABILITY ACCOUNTS - Continued					
Miscellaneous liabilities (includes checks outstanding etc.) - continued:					
8869 Transit account - statement of accountability (Department of Defense - Air Force).....	-----	\$9,429.32	-----	-\$9,429.32	\$9,429.32
8871 Transit account - statement of accountability (Department of Defense - Army)...	\$103.04	-358.87	\$103.04	461.91	-461.91
8873 Transit account - discrepancies in United States disbursing officers' accounts.....	-61,001.02	-80,963.64	33,414.95	19,962.62	-114,378.59
8877 Transit account - payments by one disbursing officer for account of another disbursing officer, Division of Disbursement and United States disbursing officers-not yet classified.....	-247,077.62	-686,502.98	-584,233.01	439,425.36	-102,269.97
Total miscellaneous liabilities.....	5,737,181,819.41	5,644,863,010.26	7,447,500,164.99	92,318,809.15	-1,802,637,154.73
Total liability accounts.....	513,525,166,040.49	494,966,144,863.72	414,046,175,480.87	18,559,021,176.77	80,919,969,382.85
ASSET ACCOUNTS (Deduct)					
Cash and monetary assets:					
1010 U. S. Treasury operating cash.....	17,414,219,007.53	14,834,740,534.54	7,589,140,377.49	2,579,478,472.99	7,245,600,157.05
Special drawing rights:					
1420 Holdings of special drawing rights.....	2,356,633,285.35	2,315,899,689.18	2,417,663,134.23	40,733,594.17	-101,763,445.05
1425 Special drawing rights certificates.....	-800,000,000.00	-700,000,000.00	-100,000,000.00	-100,000,000.00	-200,000,000.00
Balance.....	1,556,633,285.35	1,615,899,689.18	1,917,663,134.23	-59,266,403.83	-301,763,445.05
Gold Tranche drawing rights:					
U. S. subscription to International Monetary Fund:					
1410 Investment in International Monetary Fund, direct quota payments.....	6,700,000,000.00	6,700,000,000.00	6,700,000,000.00	-----	-----
1411 Investment in International Monetary Fund, maintenance of value adjustments.....	1,052,512,045.32	978,836,667.71	1,583,969,529.83	73,675,377.61	-605,132,862.12
1416 Due International Monetary Fund for subscription and drawing (Letter of Credit).	-3,741,289,279.50	-4,466,289,279.50	-5,919,241,926.43	725,000,000.00	1,452,952,646.93
1418 Receivable/Payable(-) for U. S. currency valuation adjustment, International Monetary Fund.....	-12,352,433.97	22,420,340.36	-153,639,390.08	-34,772,774.33	176,059,730.44
Balance.....	3,998,870,331.85	3,234,967,728.57	2,211,088,213.32	763,902,603.28	1,023,879,515.25
Other cash and monetary assets:					
1011 Other U. S. Treasury monetary assets.....	1,106,669,999.31	1,102,835,283.12	1,807,526,832.57	3,834,716.19	-704,691,549.45
1210 Cash - accountability of disbursing and collecting officers.....	2,458,068,844.83	2,839,540,779.56	2,309,856,210.84	-321,471,934.73	529,684,568.72
1211 Undistributed cash and monetary assets in the Monthly Treasury Statement.....	-800,000.00	-215,477.16	-----	-584,522.84	-215,477.16

**Table A - Schedule 1 - UNITED STATES GOVERNMENT SUMMARY GENERAL LEDGER ACCOUNT BALANCES  
- SEPTEMBER 30, 1976, JUNE 30, 1976, AND JUNE 30, 1975 - Continued**

Item	Balance September 30, 1976	Balance June 30, 1976	Balance June 30, 1975	Net Change (June 30, 1976 to September 30, 1976)	Net Change (June 30, 1975 to June 30, 1976)
<b>ASSET ACCOUNTS (DEDUCT) - Continued</b>					
Other cash and monetary assets - Continued:					
1212 Undeposited collections and unconfirmed deposits (Agencies reporting transactions on SF 224-Revised).....	\$74,642,159.97	\$81,535,658.96	\$78,337,481.65	-\$6,893,498.99	\$3,198,177.31
1217 Transit account - transfer of cash - United States disbursing officers.....	-417,405.38	-138,075.74	-3,567.22	-279,329.64	-134,508.52
Total other cash and monetary assets.....	3,638,163,598.73	4,023,558,168.74	4,195,716,957.84	-385,394,570.01	-172,158,789.10
Total cash and monetary assets.....	26,607,886,223.46	23,709,166,121.03	15,913,608,682.88	2,898,720,102.43	7,795,557,438.15
Miscellaneous asset accounts:					
1012 U. S. Treasury miscellaneous assets.....	76,485,699.88	127,131,411.76	92,253,005.03	-50,645,711.88	34,878,406.73
1020 Charges and credits distributed but not included in the Treasury account at the close of fiscal year.....	-----	-----	-305,743,915.66	-----	305,743,915.66
1090 Transit account - public debt principal....	-77,866.87	-567,866.88	-1,782,760.17	490,000.01	1,214,893.29
1610 Receivable on overissues of registered interest checks, United States Treasury securities.....	-377,903.68	-176,553.81	-585,589.95	-201,349.87	409,036.14
1612 Receivable on overpayment on public debt interest (coupon and book-entry), United States Treasury Securities.....	1,172.20	-3,864.28	-2,128.24	5,036.48	-1,736.04
1620 Receivable on erroneous redemption of public debt principal, United States Treasury securities.....	1,147,109.86	1,319,988.94	1,163,915.74	-172,879.08	156,073.20
1630 Receivable on forged U. S. Government checks.....	10,219,906.75	7,885,296.82	6,541,794.14	2,334,609.93	1,343,502.68
1640 Receivable for double payment of U. S. Government checks.....	22,569,166.80	19,660,062.10	-----	2,905,104.70	19,660,062.10
1820 Deferred interest (discount) on marketable United States Treasury securities.....	3,076,903,575.08	3,144,923,443.87	2,484,402,262.22	-68,019,868.79	660,521,181.65
1840 Deposit in transit to the Treasury account.	456,430,461.81	-356,738,867.77	397,948,418.47	812,169,329.58	-754,687,236.24
1848 Deposit in transit to the Treasury account (Certain Government-owned corporations)..	989,377.55	-907,192.85	728,190,797.15	1,896,570.40	-729,097,990.00
1849 Undistributed deposits in transit transactions.....	-----	-37,433.19	-----	37,433.19	-37,433.19
1869 Deposits in suspense, Electronic Funds Transfer.....	-1,837,940.74	-----	-----	-1,837,940.74	-----
1870 Undistributed assets in the Monthly Treasury Statement.....	-50,746,062.69	-61,632,796.68	-----	10,886,733.99	-11,632,796.68
1875 Undistributed disbursing transactions (Agencies reporting on Statements of Transactions SF 224-Revised).....	17,337,732.57	-34,921,851.21	-6,520,481.54	52,259,583.78	-28,401,369.67
1877 Cash Receivable, Federal Tax Deposits, Internal Revenue Service.....	24,514,535.92	5,540,320.72	-----	18,974,215.20	5,440,320.72
1882 Transit account - transfer of four-digit symbol credit documents, Treasury Forms 17V, etc.....	-1,632.50	-1,445.11	-22,015.20	12.61	20,370.09
1883 Transit account - food coupon remittance cards, unclassified.....	-694,472.96	-250,435.55	2,030,774.33	-443,487.41	-2,281,759.88

**Table A - Schedule 1 - UNITED STATES GOVERNMENT SUMMARY GENERAL LEDGER ACCOUNT  
BALANCES - SEPTEMBER 30, 1976, JUNE 30, 1976, AND JUNE 30, 1975 - Continued**

Item	Balance September 30, 1976	Balance June 30, 1976	Balance June 30, 1975	Net Change (June 30, 1976 to September 30, 1976)	Net Change (June 30, 1975 to June 30, 1976)
<b>ASSET ACCOUNTS (DEDUCT) - Continued</b>					
Miscellaneous asset accounts - Continued:					
1886 Transit account - transfer of food coupon remittances.....	-\$795,952.57	-\$1,505,183.30	-\$1,275,341.70	\$709,230.73	-\$229,841.60
1888 Transit account - funding authorizations for checking accounts - disbursing officers.....	-----	-----	-610,273,606.55	-----	610,273,606.55
1895 Reversible changes for unclassified interest coupons - participation certificates.....	-----	-----	284,694.21	-----	-284,694.21
1884 Transit account - transfers of Federal tax deposit cards.....	-6,873,512,160.87	-15,331,221,797.70	-1,450,706,945.91	8,457,709,636.83	-13,880,514,851.79
1885 Transit account - transfers of Federal tax deposit cards - adjustment.....	-718,653,062.24	-528,536,056.91	-340,334,576.68	-190,117,005.33	-188,201,480.23
1891 Transit account - deposits under Federal tax deposit system.....	7,592,165,223.11	15,859,757,855.51	1,791,041,522.59	-8,267,592,632.40	14,068,716,332.92
Total miscellaneous asset accounts.....	3,631,062,906.41	2,849,716,284.48	2,786,609,822.28	781,346,621.93	63,106,462.20
Total asset accounts.....	30,238,949,129.87	26,558,882,405.51	18,700,218,505.16	3,680,066,724.36	7,858,663,900.35
Budget financing:					
3010 Accumulated excess of liabilities.....	468,407,262,458.21	395,345,956,975.71	342,844,863,862.86	73,061,305,482.50	52,501,093,112.85
3040 Budget receipts.....	-81,772,766,111.90	-300,005,077,036.37	-280,996,839,835.08	218,232,310,924.47	-19,008,237,201.29
3045 Budget outlays.....	94,472,995,854.21	365,610,128,734.37	324,600,960,330.26	-271,137,132,880.16	41,009,168,404.11
Total budget financing.....	481,107,492,200.52	460,951,008,673.71	386,448,984,358.04	20,156,483,526.81	74,502,024,315.67
Transactions not applied to current year's surplus or deficit:					
3080 Seigniorage - transactions not applied to current fiscal year's budget surplus or deficit.....	-98,937,792.22	-747,394,251.89	-626,372,784.79	648,456,459.67	-121,021,467.10
3082 Gold revaluation - transactions not applied to current fiscal year's budget surplus or deficit.....	-----	3/ -37.27	2/ -1.37	37.27	-35.90
3083 Net gain/loss for U. S. currency valuation adjustment, IMF.....	-38,902,603.28	168,206,604.35	-47,796,615.33	-207,109,207.63	216,003,219.68
3085 Other transactions not applied to current fiscal year's budget surplus or deficit..	2,316,565,105.60	8,035,441,469.31	9,571,142,019.16	-5,718,876,363.71	-1,535,700,549.85
Total transactions not applied to current year's surplus or deficit.....	2,178,724,710.10	7,456,253,784.50	8,896,972,617.67	-5,277,529,074.40	-1,440,718,833.17
Total excess of liabilities(+) or assets(-)....	483,286,216,910.62	468,407,262,458.21	395,345,956,975.71	14,878,954,452.41	73,061,305,482.50
Total assets and excess of liabilities.....	513,525,166,040.49	494,966,144,863.72	414,046,175,480.87	18,559,021,176.77	80,919,969,382.85

r - revised

1/ This figure will not agree with the Monthly Statement of the Public Debt due to a change in the Public Debt reporting procedure.

2/ Adjustment of revaluation entry of October 18, 1973. This adjustment results from calculation of individual U. S. melts and single bars as against calculation of total at same rate.

3/ Difference in troy ounces of fine gold @\$42.2222 exchanged between the London account and the Federal Reserve Bank of New York Gold Custody account.

4/ Estimated receivables not in sufficient amount to offset amount in account 20A8045, Public Debt Interest, due and payable. Negative balance in these accounts will be cleared in Fiscal Year 1977.

**Table A - Schedule 2 - ACCOUNT OF THE TREASURY OF THE UNITED STATES**

Item	Balance September 30, 1976	Balance June 30, 1976	Balance June 30, 1975	Net Change (June 30, 1976 to September 30, 1976)	Net Change (June 30, 1975 to June 30, 1976)
<u>GOLD</u>					
Assets: Gold.....	\$11,597,812,092.23	\$11,598,269,273.99	\$11,619,861,597.96	-\$457,181.76	-\$21,592,323.97
Liabilities:					
Gold certificates, Series of 1934, outstanding.....	1,277,800.00	1,277,800.00	1,277,800.00	-----	-----
Gold certificate fund - Board of Governors, Federal Reserve System.....	11,596,534,292.23	11,596,991,473.99	11,618,583,797.96	-457,181.76	-21,592,323.97
Total.....	<b>11,597,812,092.23</b>	<b>11,598,269,273.99</b>	<b>11,619,861,597.96</b>	<b>-457,181.76</b>	<b>-21,592,323.97</b>
<u>GENERAL ACCOUNT</u>					
Assets:					
In Treasury Offices:					
Paper currency.....	139,446,643.00	111,187,493.00	130,563,870.00	28,259,150.00	-19,376,377.00
Dollar (coin).....	359,995,022.17	372,355,999.07	217,866,835.85	-12,360,976.90	154,489,163.22
Coinage metal.....	319,079,179.37	335,533,528.27	403,166,354.19	-16,454,348.90	-67,632,825.92
Miscellaneous items.....	191,031.20	50,317,702.29	46,036,998.16	-50,126,671.09	4,280,704.13
Subtotal.....	818,711,875.74	869,394,722.63	797,634,058.20	-50,682,846.89	71,760,664.43
Deposits:					
Available funds in demand accounts at:					
Federal Reserve Banks.....	13,298,886,661.75	11,975,048,862.78	5,772,836,600.85	1,323,837,798.97	6,202,212,261.93
Special depositories, Treasury tax and loan accounts.....	4,118,651,246.22	2,854,010,572.20	1,472,813,776.64	1,264,640,674.02	1,381,196,795.56
Other depositories.....	-----	6,690,000.00	343,490,000.00	-6,690,000.00	-336,800,000.00
Subtotal.....	17,417,537,907.97	14,835,749,434.98	7,589,140,377.49	2,581,788,472.99	7,246,609,057.49
Funds in process of collection through:					
Federal Reserve Banks.....	183,541,659.21	234,508,197.17	370,691,579.40	-50,966,537.96	-136,183,382.23
Other depositories.....	-17,715,520.69	54,784,863.22	75,509,687.52	-72,500,383.91	-20,724,824.30
Subtotal.....	165,826,138.52	289,293,060.39	446,201,266.92	-123,466,921.87	-156,908,206.53
Time deposits and other depository accounts.....	<u>1/</u> 195,298,784.49	70,270,011.42	35,480,526.08	125,028,773.07	34,789,485.34
Total assets, Treasury account.....	18,597,374,706.72	16,064,707,229.42	8,868,456,228.69	2,532,667,477.30	7,196,251,000.73
General account balance.....	18,597,374,706.72	16,064,707,229.42	8,868,456,228.69	2,532,667,477.30	7,196,251,000.73

1/ Includes \$90,338,467.54 in time deposits and interest-bearing demand accounts and net of \$104,960,316.95 in other demand accounts and monetary assets in transit to Treasury.



Table A - Schedule 3 - ACCOUNTABILITY FOR CASH AND OTHER ASSETS HELD OUTSIDE THE TREASURY ACCOUNTS OF COLLECTING AND OTHER FISCAL OFFICERS - JUNE 30, 1976

Agencies	Total Accountability 1/	Cash on hand and in transit			Deposits in Banks	Receivables and Deferred Voucher Charges	(Memorandum) Dollar Equivalent of Foreign Curren- cies Purchased with U.S. Dollars 2/
		Total	Advances to Agents	Other Cash on Hand and in Transit to Treasury			
<b>Assets included in fund balances:</b>							
<b>Legislative Branch:</b>							
Senate.....	\$223,210.21	\$160,202.46	-----	\$160,202.46	-----	\$63,007.75	-----
House of Representatives.....	671,728.58	671,728.58	-----	671,728.58	-----	-----	-----
Library of Congress.....	38,303.73	38,303.73	\$11,250.00	27,053.73	-----	-----	-----
Government Printing Office.....	1,847,918.52	1,847,918.52	8,825.00	1,839,093.52	-----	-----	-----
<b>The Judiciary:</b>							
Supreme Court of the United States.....	17,810.62	17,449.61	4,900.00	12,549.61	-----	361.01	-----
Clerks, United States District Courts.....	511,523.46	511,348.46	1,200.00	510,058.46	-----	175.00	-----
<b>Funds Appropriated to the President:</b>							
Foreign Assistance.....	1,070.58	1,070.58	-----	1,070.58	-----	-----	-----
<b>Department of Agriculture:</b>							
Agricultural Stabilization and Conservation Service.....	2,603.08	2,603.08	-----	2,603.08	-----	-----	-----
Federal Crop Insurance Corporation.....	46,140.09	46,140.09	-----	46,140.09	-----	-----	-----
Commodity Credit Corporation.....	2,732,347.98	2,732,347.98	-----	2,732,347.98	-----	-----	-----
Rural Electrification Administration.....	1,079,948.86	1,079,948.86	-----	1,079,948.86	-----	-----	-----
Farmers Home Administration.....	13,493,855.81	13,493,855.81	-----	13,493,855.81	-----	-----	-----
Soil Conservation Service.....	224,023.34	224,023.34	-----	224,023.34	-----	-----	-----
Agriculture Marketing Service.....	16,135,328.00	-----	-----	-----	\$16,135,328.00	-----	-----
Food and Nutrition Service.....	178,289,294.20	178,289,294.20	-----	178,289,294.20	-----	-----	-----
Forest Service.....	1,413,346.24	1,413,346.24	-----	1,413,346.24	-----	-----	-----
Departmental Management.....	173.20	173.20	-----	173.20	-----	-----	-----
<b>Department of Commerce:</b>							
Bureau of the Census.....	8,399.25	8,399.25	-----	8,399.25	-----	-----	-----
National Oceanic and Atmospheric Administration.....	559,198.39	559,198.39	-----	559,198.39	-----	-----	-----
Patent and Trademark Office.....	180,193.05	180,193.05	-----	180,193.05	-----	-----	-----
<b>Department of Defense:</b>							
<b>Military:</b>							
Army.....	432,058,380.96	338,678,120.25	32,509,710.62	306,168,409.63	65,419,303.85	27,960,956.86	\$82,643,127.95
Navy.....	136,757,912.23	100,056,323.98	7,409,238.60	92,647,085.38	7,312,501.44	29,389,086.81	2,622,261.34
Naval Academy.....	55,000.00	55,000.00	-----	55,000.00	-----	-----	-----
Air Force.....	70,647,273.20	66,977,996.02	27,088,135.41	39,889,860.61	2,281,397.14	1,387,880.04	13,549,479.39
<b>Civil:</b>							
Corps of Engineers.....	4,301,273.51	4,298,811.86	413,141.13	3,885,670.73	-----	2,461.65	-----
Soldiers' and Airmen's Home.....	566.42	566.42	-----	566.42	-----	-----	-----
The Panama Canal.....	3,629,589.65	1,959,161.27	358,580.00	1,600,581.27	1,670,428.38	-----	-----
<b>Department of Health, Education, and Welfare:</b>							
Health Services Administration.....	1,042,133.58	1,042,133.58	-----	1,042,133.58	-----	-----	-----
Center for Disease Control.....	8,869.86	8,869.86	-----	8,869.86	-----	-----	-----
National Institute of Health.....	44,718.44	44,718.44	-----	44,718.44	-----	-----	-----
Social Security Administration.....	1,625,042.02	1,625,042.02	-----	1,625,042.02	-----	-----	-----
<b>Department of Housing and Urban Development:</b>							
Office of the Secretary.....	2,181,911.96	2,181,911.96	-----	2,181,911.96	-----	-----	-----
Federal Housing Administration.....	2,035,851.32	2,035,851.32	-----	2,035,851.32	-----	-----	-----
<b>Department of Interior:</b>							
Bureau of Land Management.....	4,007,175.55	4,007,175.55	-----	4,007,175.55	-----	-----	-----
Bureau of Reclamation.....	28,000.00	28,000.00	-----	28,000.00	-----	-----	-----
National Park Service.....	473,182.14	473,182.14	-----	473,182.14	-----	-----	-----
Bonneville Power Administration.....	6,597.11	6,597.11	-----	6,597.11	-----	-----	-----
Bureau of Indian Affairs.....	483,182,405.67	47,528,279.52	-----	47,528,279.52	435,654,126.15	-----	-----
<b>Department of Justice:</b>							
General Administration and Legal Activities.....	426.86	-----	-----	-----	-----	426.86	-----
Federal Bureau of Investigation.....	106,481.16	106,481.16	-----	106,481.16	-----	-----	-----
Immigration and Naturalization Service.....	878,307.27	878,307.27	-----	878,307.27	-----	-----	-----
Federal Prison System.....	345,038.67	345,038.67	-----	345,038.67	-----	-----	-----
Bureau of Prisons.....	223,328.64	223,328.64	-----	223,328.64	-----	-----	-----

**Table A - Schedule 3 - ACCOUNTABILITY FOR CASH AND OTHER ASSETS HELD OUTSIDE THE TREASURY ACCOUNT BY DISBURSING, COLLECTING AND OTHER FISCAL OFFICERS - JUNE 30, 1976 - Continued**

Agencies	Total Accountability 1/	Cash on hand and in transit			Deposits in Banks	Receivables and Deferred Voucher Charges	(Memorandum.) Dollar Equivalent of Foreign Curren- cies Purchased with U.S. Dollars 2/
		Total	Advances to Agents	Other Cash on Hand and in Transit to Treasury			
Assets included in fund balances - Continued							
Department of State.....	\$845,754.87	\$845,754.87	-----	\$845,754.87	-----	-----	-----
Department of Transportation:							
Coast Guard.....	21,729.27	21,729.27	-----	21,729.27	-----	-----	-----
Alaska Railroad.....	185,902.30	185,902.30	-----	185,902.30	-----	-----	-----
Saint Lawrence Seaway Development Corporation.....	868,286.79	760,234.93	\$1,300.00	758,934.93	\$108,051.86	-----	-----
Department of the Treasury:							
Office of the Secretary.....	250,907,306.43	-----	-----	-----	250,907,306.43	-----	-----
Bureau of Government Financial Operations:							
Division of Disbursements:							
Chief Disbursing Officer.....	3/ 187,273,762.29	185,859,789.29	181,740,664.26	4,119,125.03	1,413,973.00	-----	\$ 1,751,025.82
Regional Disbursing Officers.....	71,453,092.32	70,776,394.38	46,902,789.78	23,873,604.60	525,077.18	\$ 151,620.76	-----
Assistant Disbursing Officers.....	185,865.69	67,903.31	11,000.00	56,903.31	117,962.38	-----	-----
United States Disbursing Officers.....	88,079,729.49	58,102,570.96	12,842,312.58	45,260,258.38	29,783,530.03	193,628.50	4/ 1,224,065.75
Coast Guard Disbursing Officers.....	671,552.27	671,552.27	651,016.43	20,535.84	-----	382,871.21	-----
Customs Service.....	268,661,281.77	268,278,410.56	-----	268,278,410.56	-----	-----	-----
Bureau of Engraving and Printing.....	37,054.15	37,054.15	-----	37,054.15	-----	-----	-----
Bureau of the Mint.....	643,945.44	643,945.44	-----	643,945.44	-----	-----	-----
Internal Revenue Service.....	389,672,443.80	389,595,741.69	-----	389,595,741.69	-----	76,702.11	-----
Office of the Comptroller of the Currency.....	146,105.57	141,055.82	4,575.00	136,480.82	5,049.75	-----	-----
Federal Reserve Banks and Certain Treasury Offices.....	7.74	7.74	-----	7.74	-----	-----	-----
Energy Research and Development Administration.....	302,373.55	302,373.55	-----	302,373.55	-----	-----	-----
General Services Administration.....	291,392.87	291,392.87	-----	291,392.87	-----	-----	-----
National Aeronautics and Space Administration.....	2,781.24	2,781.24	-----	2,781.24	-----	-----	-----
Veterans Administration.....	12,350,243.05	9,741,341.35	196,491.32	9,544,850.03	2,608,901.70	-----	-----
Independent Agencies:							
Action.....	6,477.70	6,477.70	-----	6,477.70	-----	-----	-----
Civil Aeronautics Board.....	15,384.84	15,384.84	-----	15,384.84	-----	-----	-----
Civil Service Commission.....	36,580,861.28	36,580,861.28	-----	36,580,861.28	-----	-----	-----
Community Services Administration.....	172,434.88	164,541.23	160,568.70	3,972.53	-----	7,893.65	-----
District of Columbia.....	237,969.20	237,969.20	217,919.20	20,050.00	-----	-----	-----
Equal Employment Opportunity Commission.....	1,107.75	1,107.75	-----	1,107.75	-----	-----	-----
Export-Import Bank of the U.S.....	300.00	300.00	300.00	-----	-----	-----	-----
Federal Deposit Insurance Corporation.....	12,740,291.45	23,025.64	23,025.64	-----	12,717,265.81	-----	-----
Federal Savings and Loan Insurance Corporation.....	1,000.00	1,000.00	-----	1,000.00	-----	-----	-----
Interstate Commerce Commission.....	956.60	956.60	-----	956.60	-----	-----	-----
National Credit Union Administration.....	21,910.55	21,910.55	-----	21,910.55	-----	-----	-----
Postal Service.....	234,282,496.92	100,187,930.48	283,193.13	99,904,737.35	134,094,566.44	-----	-----
Railroad Retirement Board.....	28,440.18	28,440.18	-----	28,440.18	-----	-----	-----
Securities and Exchange Commission.....	44,187.84	44,187.84	-----	44,187.84	-----	-----	-----
Small Business Administration.....	2,910,640.61	2,910,640.61	-----	2,910,640.61	-----	-----	-----
Tennessee Valley Authority.....	177,408.67	37,871.63	-----	37,871.63	139,537.04	-----	-----
Grand Total Fiscal Year 1976.....	2,920,938,362.78	1,900,426,983.99	310,840,226.80	1,589,586,757.19	960,894,306.58	59,617,072.21	101,789,960.25
Grand Total Fiscal Year 1975.....	2,388,190,125.27	1,544,794,501.50	315,000,579.34	1,229,793,922.16	783,048,845.63	60,346,778.14	108,973,822.49
Net Change, Increase or Decrease (-).....	532,748,237.51	355,632,482.49	-4,160,352.54	359,792,835.03	177,845,460.95	-729,705.93	-7,183,862.24

1/ The data in this table are derived from the official accounts and reports rendered by the concerned officers to the Comptroller General of the U.S. and the Department of Treasury.

2/ These dollar equivalents of foreign currencies purchased with United States dollars are included in the proceeding columns of this table. Foreign currencies acquired without purchase of dollars are not included in this table or in the dollar accountability of disbursing or collecting officers, but are brought under custodial control of the Department of the Treasury for use as directed by law. For more information regarding the bases for U.S. Dollar Equivalents, see Part Five, "Foreign Currency Accounts", "Bases of Figures".

3/ Includes \$181,342,199.23 representing the value of silver transferred to the stockpiles established pursuant to the Strategic and Critical Materials Stock Piling Act in accordance with the Act of June 24, 1976.

4/ Includes net negative cumulative balance as reflected on Disbursing Officers Accountability Statement, results from the confirmation of the receipt of deposits not being received from the local bank in time for inclusion in accounts at June 30, 1976. Amounts in their reports will not reflect actual positive bank balances due to deposits in transit, outstanding checks, etc.

**Table A - Schedule 3 - ACCOUNTABILITY FOR CASH AND OTHER ASSETS HELD OUTSIDE THE TREASURY ACCOUNT BY DISBURSING, COLLECTING AND OTHER FISCAL OFFICERS - SEPTEMBER 30, 1976**

Agencies	Total Accountability 1/	Cash on hand and in transit			Deposits in Banks	Receivables and Deferred Voucher Charges	(Memorandum) Dollar Equiva- lent of Foreign Currencies Purchased with U.S. Dollars 2/
		Total	Advances to Agents	Other Cash on Hand and in Transit to Treasury			
<b>Assets included in fund balances:</b>							
<b>Legislative Branch:</b>							
Senate.....	\$222,959.83	\$169,606.28	-----	\$169,606.28	-----	\$53,353.55	-----
House of Representatives.....	563,493.23	563,068.23	-----	563,068.23	-----	425.00	-----
Library of Congress.....	58,898.87	56,382.37	\$11,600.00	44,782.37	-----	2,516.00	-----
Government Printing Office.....	1,713,083.72	1,713,083.72	9,325.00	1,703,758.72	-----	-----	-----
<b>The Judiciary:</b>							
United States Marshalls-Supreme Court.....	23,552.80	23,472.05	4,900.00	18,572.05	-----	80.75	-----
Clerks, United States District Courts.....	338,400.54	338,220.04	1,390.00	336,830.04	-----	180.50	-----
<b>Department of Agriculture:</b>							
Agriculture Stabilization and Conservation Service.....	274.00	274.00	-----	274.00	-----	-----	-----
Federal Crop Insurance Corporation.....	1,117,493.37	1,117,493.37	-----	1,117,493.37	-----	-----	-----
Commodity Credit Corporation.....	876,259.82	876,259.82	-----	876,259.82	-----	-----	-----
Rural Electrification Administration.....	38,893.41	38,893.41	-----	38,893.41	-----	-----	-----
Farmers Home Administration.....	15,989,622.23	15,989,622.23	-----	15,989,622.23	-----	-----	-----
Soil Conservation Service.....	15,876.00	15,876.00	-----	15,876.00	-----	-----	-----
Agricultural Marketing Service.....	17,150,000.00	-----	-----	-----	\$17,150,000.00	-----	-----
Food and Nutrition Service.....	178,289,294.20	178,289,294.20	-----	178,289,294.20	-----	-----	-----
Forest Service.....	473,360.94	473,360.94	-----	473,360.94	-----	-----	-----
<b>Department of Commerce:</b>							
Bureau of the Census.....	6,043.22	6,043.22	-----	6,043.22	-----	-----	-----
National Oceanic and Atmospheric Administration.....	157,487.22	157,487.22	-----	157,487.22	-----	-----	-----
Patent and Trademark Office.....	105,305.50	105,305.50	-----	105,305.50	-----	-----	-----
<b>Department of Defense</b>							
<b>Military:</b>							
Army.....	300,230,456.68	236,956,420.03	28,824,868.69	208,131,551.34	21,121,075.16	42,152,961.43	\$66,592,547.35
Navy.....	222,254,497.94	183,196,853.11	7,319,210.53	175,877,642.58	4,943,893.64	34,113,751.19	6,316,869.78
Naval Academy.....	55,000.00	55,000.00	-----	55,000.00	-----	-----	-----
Air Force.....	76,533,338.40	72,289,805.64	24,593,224.79	47,696,580.85	3,966,716.32	276,216.44	11,417,267.77
<b>Civil:</b>							
Corps of Engineers.....	6,120,858.09	6,112,584.11	398,999.00	5,713,585.11	-----	2,273.98	-----
Soldiers' and Airmen's Home.....	621.93	621.93	-----	621.93	-----	-----	-----
The Panama Canal.....	2,922,680.41	2,267,441.65	770,580.00	1,496,861.65	655,232.76	-----	-----
<b>Department of Health, Education, and Welfare:</b>							
Health Services Administration.....	288,259.69	288,259.69	-----	288,259.69	-----	-----	-----
Center for Disease Control.....	3,238.63	3,238.63	-----	3,238.63	-----	-----	-----
Office of Education.....	408,288.67	408,288.67	-----	408,288.67	-----	-----	-----
Social Security Administration.....	3,065,435.35	3,065,435.35	-----	3,065,435.35	-----	-----	-----
<b>Department of Housing and Urban Development:</b>							
Federal Housing Administration.....	7,603,049.83	7,603,049.83	-----	7,603,049.83	-----	-----	-----
Housing Management.....	56.25	56.25	-----	56.25	-----	-----	-----
<b>Department of the Interior:</b>							
Bureau of Land Management.....	4,196,282.43	4,196,282.43	-----	4,196,282.43	-----	-----	-----
Bureau of Reclamation.....	20,000.00	20,000.00	-----	20,000.00	-----	-----	-----
Bonneville Power Administration.....	449,119.96	449,119.96	-----	449,119.96	-----	-----	-----
Bureau of Indian Affairs.....	483,213,372.87	6,791.01	-----	6,791.01	483,206,581.86	-----	-----
<b>Department of Justice:</b>							
General Administration and Legal Activities.....	1,843.94	1,569.04	-----	1,569.04	-----	274.90	-----
Federal Bureau of Investigation.....	39,757.22	39,757.22	-----	39,757.22	-----	-----	-----
Immigration and Naturalization Service.....	233,424.59	233,424.59	-----	233,424.59	-----	-----	-----
Federal Prison System.....	1,148,652.93	1,148,652.93	-----	1,148,652.93	-----	-----	-----
Federal Prison Industries.....	311,862.14	311,862.14	-----	311,862.14	-----	-----	-----
<b>Department of Labor:</b>							
Manpower Administration.....	18,763.86	18,763.86	-----	18,763.86	-----	-----	-----
<b>Department of State.....</b>							
11,475,975.87	11,475,975.87	-----	-----	11,475,975.87	-----	-----	-----
<b>Department of Transportation:</b>							
Coast Guard.....	4,422.47	4,422.47	-----	4,422.47	-----	-----	-----
Alaska Railroad.....	100.41	100.41	-----	100.41	-----	-----	-----
Saint Lawrence Seaway Development Corporation.....	1,019,673.64	904,716.44	1,300.00	903,416.44	114,957.20	-----	-----

**Table A - Schedule 3 - ACCOUNTABILITY FOR CASH AND OTHER ASSETS HELD OUTSIDE THE TREASURY ACCOUNT  
BY DISBURSING, COLLECTING AND OTHER FISCAL OFFICERS - SEPTEMBER 30, 1976 - Continued**

Agencies	Total Accountability <u>1/</u>	Cash on hand and in transit			Deposits in Banks	Receivables and Deferred Voucher Charges	(Memorandum) Dollar Equiva- lent of Foreign Currencies Purchased with U.S. Dollars <u>2/</u>
		Total	Advances to Agents	Other Cash on Hand and in Transit to Treasury			
<b>Assets included in fund balances - Continued:</b>							
Department of the Treasury:							
Secretary of the Treasury.....	\$332,430,851.78	-----	-----	-----	\$332,430,851.78	-----	-----
Bureau of Government Financial Operations:							
Division of Disbursement:							
Chief Disbursing Officer.....	<sup>3/</sup> 186,535,718.98	\$181,740,746.76	\$181,731,691.67	\$9,055.09	<sup>4/</sup> 843,451.43	\$3,951,520.79	\$829,922.12
Regional Disbursing Officers.....	63,022,367.02	62,889,344.11	46,188,243.69	16,701,100.42	100,829.47	233,852.38	-----
Assistant Disbursing Officers.....	471,530.19	171,918.97	10,637.76	161,281.21	299,611.22	-----	-----
United States Disbursing Officers.....	80,419,431.98	67,165,943.34	13,592,464.38	53,573,478.96	13,047,867.97	205,620.67	<sup>4/</sup> -131,256.94
Coast Guard Disbursing Officers.....	770,206.66	770,206.66	751,583.69	18,622.97	-----	683,323.71	-----
Customs Service.....	65,063,755.46	64,380,431.75	-----	64,380,431.75	-----	-----	-----
Bureau of Engraving and Printing.....	42.00	42.00	-----	42.00	-----	-----	-----
Bureau of the Mint.....	161,270.53	161,270.53	-----	161,270.53	-----	-----	-----
Internal Revenue Service.....	195,031,285.80	195,028,688.39	-----	195,028,688.39	-----	2,597.41	-----
Office of the Comptroller of the Currency.....	9,796.17	4,575.00	4,575.00	-----	5,221.17	-----	-----
Energy Research and Development Administration.....	1,048,823.57	1,048,823.57	-----	1,048,823.57	-----	-----	-----
General Services Administration.....	1,619,412.97	1,619,412.97	-----	1,619,412.97	-----	-----	-----
Veterans Administration.....	10,953,491.23	8,182,072.04	194,181.21	7,987,890.83	2,771,419.19	-----	-----
Other Independent Agencies:							
Action.....	33,794.95	33,794.95	-----	33,794.95	-----	-----	-----
Civil Aeronautics Board.....	8,011.36	8,011.36	-----	8,011.36	-----	-----	-----
Civil Service Commission.....	12,239,732.38	12,239,732.38	-----	12,239,732.38	-----	-----	-----
Community Services Administration.....	177,520.37	169,626.72	163,568.70	6,058.02	-----	7,893.65	-----
District of Columbia.....	237,769.20	237,769.20	217,719.20	20,050.00	-----	-----	-----
Equal Employment Opportunity Commission.....	398.83	398.83	-----	398.83	-----	-----	-----
Export-Import Bank of the United States.....	500.00	500.00	500.00	-----	-----	-----	-----
Federal Communications Commission.....	139,952.62	139,952.62	-----	139,952.62	-----	-----	-----
Federal Deposit Insurance Corporation.....	11,704,729.76	25,302.14	25,302.14	-----	11,679,427.62	-----	-----
Federal Home Loan Bank Board.....	57.00	57.00	-----	57.00	-----	-----	-----
Federal Power Commission.....	1,729.53	1,729.53	-----	1,729.53	-----	-----	-----
Federal Savings and Loan Insurance Corporation.....	1,000.00	-----	-----	-----	1,000.00	-----	-----
Interstate Commerce Commission.....	180.00	180.00	-----	180.00	-----	-----	-----
National Credit Union Administration.....	12,903.20	12,903.20	-----	12,903.20	-----	-----	-----
National Science Foundation.....	317,218.87	317,218.87	-----	317,218.87	-----	-----	-----
Postal Service.....	227,033,952.39	87,687,690.19	280,425.00	87,407,265.19	139,346,262.20	-----	-----
Railroad Retirement Board.....	38,752.31	38,752.31	-----	38,752.31	-----	-----	-----
Securities and Exchange Commission.....	201,308.05	201,308.05	-----	201,308.05	-----	-----	-----
Small Business Administration.....	3,638,513.35	3,638,513.35	-----	3,638,513.35	-----	-----	-----
Tennessee Valley Authority.....	208,257.81	47,417.81	-----	47,417.81	160,840.00	-----	-----
Grand Total Transition Quarter.....	2,532,293,599.42	1,418,956,570.46	305,096,290.45	1,113,860,280.01	1,031,643,586.05	81,693,442.91	85,025,350.08
Grand Total Fiscal Year 1976.....	2,920,938,362.78	1,900,426,983.99	310,840,226.80	1,589,586,757.19	960,894,306.58	59,617,072.21	101,789,960.25
Net Change, Increase or Decrease (-).....	-388,644,763.36	-482,542,354.23	-5,743,936.35	-476,798,417.88	70,749,279.47	23,148,311.40	-16,764,610.17

<sup>1/</sup> The data in this table are derived from the official accounts and reports rendered by the concerned officers to the Comptroller General of the U.S. and the Department of the Treasury.

<sup>2/</sup> These dollar equivalents of foreign currencies purchased with United States dollars are included in the preceding columns of this table. Foreign currencies acquired without purchase of dollars are not included in this table or in the dollar accountability of disbursing or collecting officers, but are brought under custodial control of the Treasury for use as directed by law. For more information regarding the bases used for U.S. Dollar Equivalents, see Part Five, "Foreign Currency Accounts". "Bases of Figures".

<sup>3/</sup> "Includes \$181,342,199.23 representing the value of silver transferred to the stockpiles established pursuant to the Strategic and Critical Materials Stock Piling Act in accordance with the Act of June 24, 1967."

<sup>4/</sup> Net negative cumulative balance as reflected on Disbursing Officers Accountability Statement, results from the confirmation of the receipt of deposits not being received from the local bank in time for inclusion in accounts at September 30, 1976. Amounts in their reports will not reflect actual positive bank balances due to deposits in transit, outstanding checks, etc.

**Table A - Schedule 4 - ANALYSIS OF CERTAIN ASSET AND LIABILITY ACCOUNTS**

Classification	Account Symbol	Balance September 30, 1976	Balance June 30, 1976	Balance June 30, 1975	Net Change (June 30, 1976 to September 30, 1976)	Net Change (June 30, 1975 to June 30, 1976)
<u>RELATING TO LIABILITIES</u>						
Accrued interest on the public debt:						
Accrued public debt interest payable - not due, United States Treasury Securities.....	20A8710	\$4,360,115,752.81	\$4,221,388,732.39	\$3,316,537,438.71	\$138,727,020.42	\$904,851,293.68
Accrued interest payable on exchanges or deferred public debt subscriptions, United States Treasury Securities.....	20A8720	11,850,340.87	9,969,579.33	2,706,045.23	1,880,761.54	7,263,534.10
Accrued interest payable on exchanges or deferred public debt subscriptions, Federal Financing Bank Securities.....	20A8722	5,830,816.44	2,915,408.22	-----	2,915,408.22	2,915,408.22
Accrued interest receivable on investments of government accounts in Special Issues of Public Debt Securities.....	20A8730	-----	-----	12,256,986.94	-----	-12,256,986.94
Accrued interest receivable on investments of government accounts in Public Issues of Public Debt Securities.....	20A8732	-----	-311,922,470.06	-343,290,102.26	311,922,470.06	31,367,632.20
Total accrued interest payable to the public.....		4,377,796,910.12	3,922,351,249.88	2,988,210,368.62	455,445,660.24	934,140,881.26
Miscellaneous liability accounts:						
Public debt interest due and payable.....	20A8045	77,591,124.83	<sup>1/</sup> -12,183,955.48	111,371,938.13	89,775,080.31	-123,555,893.61
Transit account - collections on exchanges of deferred public debt subscriptions.....	20A8790	2,292,150.67	25,105,121.32	3,159,709.58	-22,812,970.65	21,945,411.74
Reserve for military payment certificates issued to disbursing officers.....	21A8815	150,000.10	8,809,341.65	8,834,391.45	-8,659,341.55	-25,049.80
Less:						
Military payments certificates accountability of disbursing officers.....	21A8810	1,245.20	1,235.10	10,925.80	10.10	-9,690.70
Total certificates outstanding.....		148,754.90	8,808,106.55	8,823,465.65	-8,659,351.65	-15,359.10
Deferred interest (premium) on public debt subscriptions, United States Treasury Securities.....	20A8040	258,886,664.71	249,145,262.43	278,546,952.66	9,741,402.28	-29,401,690.23
All other miscellaneous liability accounts including checks outstanding.....		5,398,263,124.30	5,373,988,475.44	7,045,598,098.97	24,274,648.86	-1,671,609,623.53
Total miscellaneous liability accounts.....		5,737,181,819.41	5,644,863,010.26	7,447,500,164.99	92,318,809.15	-1,802,637,154.73

<sup>1/</sup> This account was adjusted during the transition quarter from account 20A8710, Accrued public debt interest payable-not due, United States Treasury Securities.

**Table A - Schedule 4 - ANALYSIS OF CERTAIN ASSET AND LIABILITY ACCOUNTS - Continued**

Classification	Account Symbol	Balance September 30, 1976	Balance June 30, 1976	Balance June 30, 1975	Net Change (June 30, 1976 to September 30, 1976)	Net Change (June 30, 1975 to June 30, 1976)
<u>RELATING TO ASSETS</u>						
Miscellaneous asset accounts:						
Receivables resulting from overpayments of public debt interest or principal:						
Receivable on overissues of registered interest checks, United States Treasury Securities... <u>1</u> /.....	20A1610	-377,903.68	-176,553.81	-585,589.95	-201,349.87	409,036.14
Receivable on overpayment on public debt interest, United States Securities... <u>1</u> /...	20A1612	1,172.20	-3,864.28	-2,128.24	5,036.48	-1,736.04
Receivable on erroneous redemption of public debt principal, United States Treasury Securities.....	20A1620	1,147,109.86	1,319,988.94	1,163,915.74	-172,879.08	156,073.20
Total public debt receivables.....		770,378.38	1,139,570.85	576,197.55	-369,192.47	563,373.30
Deferred interest (discount) on marketable United States Treasury Securities.....	20A1820	3,076,903,575.08	3,144,923,443.87	2,484,402,262.22	-68,019,868.79	660,521,181.65
All other miscellaneous asset accounts.....		553,388,952.95	-296,346,730.24	301,631,362.51	849,735,683.19	-597,978,092.75
Total miscellaneous asset accounts		3,631,062,906.41	2,849,716,284.48	2,786,609,822.28	781,346,621.93	63,106,462.20

1/ Estimated receivables not in sufficient amount to offset amount in account 20A8045, Public Debt Interest, due and payable. Negative balance in these accounts will be cleared in Fiscal Year 1977.

**Table A - Schedule 5 - ANALYSIS OF MONETARY ASSETS WITH THE INTERNATIONAL MONETARY FUND**

Classification	Account Symbol	Balance September 30, 1976	Balance June 30, 1976	Balance June 30, 1975	Net Change (June 30, 1976 to September 30, 1976)	Net Change (June 30, 1975 to June 30, 1976)
<u>ASSETS</u>						
Appropriations:						
Unexpended balance.....	20-11X0075	\$4,002,155,806.83	\$4,727,155,806.83	\$5,919,241,926.43	-\$725,000,000.00	-\$1,192,086,119.60
Investment in the International Monetary Fund.....	20-11X0075	3,998,870,331.85	3,234,967,728.57	2,211,088,213.32	763,902,603.28	1,023,879,515.25
Maintenance of value adjustments.....	20-11X0075	-248,514,093.36	-283,286,867.69	153,639,390.08	34,772,774.33	-436,926,257.77
Total Assets.....		7,752,512,045.32	7,678,836,667.71	8,283,969,529.83	73,675,377.61	-605,132,862.12
<u>LIABILITIES</u>						
Letters of credit.....	20-11X0075	3,741,289,279.50	4,466,289,279.50	5,919,241,926.43	-725,000,000.00	-1,452,952,646.93
Receivable/Payable for United States currency valuation adjustment.....	20-11X0075	12,352,433.97	-22,420,340.36	153,639,390.08	34,772,774.33	-176,059,730.44
Total Liabilities.....		3,753,641,713.47	4,443,868,939.14	6,072,881,316.51	-690,227,225.67	-1,629,012,377.37
<u>EQUITY</u>						
Monetary assets with International Monetary Fund.....	20-11X0075	3,998,870,331.85	3,234,967,728.57	2,211,088,213.32	763,902,603.28	1,023,879,515.25
Total Liabilities and Equity.....		7,752,512,045.32	7,678,836,667.71	8,283,969,529.83	73,675,377.61	-605,132,862.12
<u>MEMORANDUM</u>						
International Monetary Fund quota:						
Direct quota payments.....	20-11X0075	6,700,000,000.00	6,700,000,000.00	6,700,000,000.00	-----	-----
Maintenance of value adjustments.....	20-11X0075	1,052,512,045.32	978,836,667.71	1,583,969,529.83	73,675,377.61	-605,132,862.12
Available for loans to the International Monetary Fund.....	11X0074	2,000,000,000.00	2,000,000,000.00	2,000,000,000.00	-----	-----

Table A - Schedule 6 - BUDGET RECEIPTS AND OUTLAYS

Classification	Transition Quarter	Fiscal Year 1976	Fiscal Year 1975	Net Change Transition Quarter	Net Change Fiscal Year 1976
<u>RECEIPTS</u>					
Taxes:					
Income taxes:					
Individual income taxes.....	\$38,800,969,499.78	\$131,602,555,149.21	\$122,385,979,888.71	-\$92,801,585,649.43	\$9,216,575,260.50
Corporation income taxes.....	8,460,465,669.44	41,408,703,024.10	40,621,178,699.47	-32,948,237,354.66	787,524,324.63
Total income taxes.....	47,261,435,169.22	173,011,258,173.31	163,007,158,588.18	-125,749,823,004.09	10,004,099,585.13
Social security taxes:					
Federal Unemployment Tax Act taxes.....	371,241,030.42	1,531,107,005.02	1,354,945,016.61	-1,159,865,974.60	176,161,988.41
Self-Employment Contributions Act taxes....	269,141,812.70	3,518,237,521.23	3,416,419,950.70	-3,249,095,708.53	101,817,570.53
Transfers from railroad retirement account..	135,863,000.00	130,904,000.00	126,749,000.00	4,959,000.00	4,155,000.00
Federal Insurance Contributions Act taxes, other than Federal employer taxes.....	18,487,313,538.00	65,919,851,813.66	62,278,163,760.92	-47,432,538,275.66	3,641,688,052.74
Total social security taxes.....	19,263,559,381.12	71,100,100,339.91	67,176,277,728.23	-51,836,540,958.79	3,923,822,611.68
Railroad Retirement Tax Act taxes.....	328,310,145.44	1,525,143,802.81	1,489,333,421.10	-1,196,833,657.37	35,810,381.71
Miscellaneous Internal Revenue collections:					
Excise taxes.....	4,472,697,808.95	16,962,582,174.35	16,550,685,761.02	-12,489,884,365.40	411,896,413.33
Estate and gift taxes.....	1,454,592,430.12	5,216,229,389.32	4,611,124,625.52	-3,761,636,959.20	605,104,763.80
Total miscellaneous Internal Revenue collections.....	5,927,290,239.07	22,178,811,563.67	21,161,810,386.54	-16,251,521,324.60	1,017,001,177.13
Total taxes.....	72,780,594,934.85	267,815,313,879.70	252,834,580,124.05	-195,034,718,944.85	14,980,733,755.65
Contributions to trust funds:					
Payments by States.....	2,580,136,051.62	8,807,191,077.90	7,888,064,479.61	-6,227,055,026.28	919,126,598.29
Unemployment insurance.....	2,326,662,344.01	6,522,551,201.10	5,415,760,610.83	-4,195,888,857.09	1,106,790,590.27
Contributions for insurance and retirement....	1,260,465,880.12	4,759,390,485.26	4,471,553,216.25	-3,498,924,605.14	287,837,269.01
Total contributions to trust funds.....	6,167,264,275.75	20,089,132,764.26	17,775,378,306.69	-13,921,868,488.51	2,313,754,457.57
Customs duties.....	1,212,172,664.18	4,074,176,050.38	3,675,532,090.34	-2,862,003,386.20	398,643,960.04
Miscellaneous receipts.....	1,612,734,237.12	8,026,454,342.03	r 6,751,975,249.29	-6,413,720,104.91	1,274,479,092.74
Total receipts.....	81,772,766,111.90	300,005,077,036.37	r281,037,465,770.37	-218,232,310,924.47	18,967,611,266.00
<u>OUTLAYS</u>					
Legislative Branch.....	224,882,446.85	779,051,721.70	r 726,198,800.50	-554,169,274.85	52,852,921.20
The Judiciary.....	85,188,187.00	325,021,084.22	r 283,754,366.72	-239,832,897.22	41,266,717.50
Executive Office of the President.....	16,206,117.49	79,223,609.37	r 92,939,217.12	-63,017,491.88	-13,715,607.75
Funds Appropriated to the President:					
International security assistance.....	468,084,276.18	1,101,397,854.07	r 1,394,870,467.31	-633,313,577.89	-293,472,613.24
International development assistance.....	609,060,396.68	1,669,344,806.80	r 1,555,160,384.91	-1,060,284,410.12	114,184,421.89
Other.....	144,292,039.81	753,949,395.12	r 1,036,245,656.32	-609,657,355.31	-282,296,261.20
Department of Agriculture.....	3,849,621,597.83	12,796,311,150.04	r 9,727,715,706.04	-8,946,689,552.21	3,068,595,444.00
Department of Commerce.....	533,952,304.10	2,020,004,684.11	r 1,582,751,533.25	-1,486,052,380.01	437,253,150.86
Department of Defense - Military.....	21,926,214,861.41	88,036,154,977.11	r 84,966,711,184.46	-66,109,940,115.70	3,069,443,792.65
Department of Defense - Civil.....	582,545,258.03	2,124,252,196.27	r 2,050,662,261.29	-1,541,706,938.24	73,589,934.98
Department of Health, Education, and Welfare....	34,340,745,185.00	128,784,966,720.99	r112,409,703,812.09	-94,444,221,535.99	16,375,262,908.90
Department of Housing and Urban Development.....	1,397,089,500.88	7,079,133,118.67	7,488,207,196.33	-5,682,043,617.79	-409,074,077.66
Department of the Interior.....	787,617,313.90	2,293,480,044.44	r 2,171,404,007.22	-1,505,862,730.54	122,076,037.22
Department of Justice.....	550,633,442.48	2,241,574,281.62	r 2,066,768,521.71	-1,690,940,839.14	174,805,759.91
Department of Labor.....	5,905,346,250.84	25,742,379,460.65	r 17,648,632,402.00	-19,837,033,209.81	8,093,747,058.65



Table A - Schedule 6 - BUDGET RECEIPTS AND OUTLAYS - Continued

Classification	Transition Quarter	Fiscal Year 1976	Fiscal Year 1975	Net Change Transition Quarter	Net Change Fiscal Year 1976
<u>OUTLAYS - Continued</u>					
Department of State.....	\$316,144,134.33	\$1,061,820,302.16	r \$828,694,090.96	-\$745,676,167.83	\$233,126,211.20
Department of Transportation.....	3,002,507,422.61	11,936,056,356.78	r 9,246,453,680.39	-8,933,548,934.17	2,689,602,676.39
Department of the Treasury:					
Interest on the public debt.....	<u>1/8</u> 1,101,560,678.45	37,063,211,190.75	32,665,008,384.84	-28,961,650,512.30	4,398,202,805.91
General Revenue Sharing.....	1,587,642,402.00	6,242,925,608.00	6,137,917,043.55	-4,655,283,206.00	105,008,564.45
Other.....	9,885,675.88	1,029,331,033.74	r 2,371,010,141.28	-1,019,445,357.86	-1,341,679,107.54
Energy Research and Development Administration.....	1,051,211,102.69	3,759,024,988.59	r 3,198,972,569.23	-2,707,813,885.90	560,052,419.36
Environmental Protection Agency.....	1,108,361,986.79	3,117,745,808.73	r 2,530,465,632.49	-2,009,383,821.94	587,280,176.24
General Services Administration.....	3,201,920.26	-92,142,096.20	r -621,447,908.52	95,344,016.46	529,305,812.32
National Aeronautics and Space Administration..	953,025,677.77	3,669,502,416.80	r 3,329,924,416.96	-2,716,476,739.03	339,577,999.84
Veterans Administration.....	3,957,459,451.80	18,414,835,229.11	r 16,571,968,655.75	-14,457,375,777.31	1,842,866,573.36
Independent Agencies.....	5,527,046,367.19	18,285,947,455.50	r 17,258,012,850.99	-12,758,901,088.31	1,027,934,604.51
Undistributed offsetting receipts:					
Federal employer contributions to retirement and social insurance funds.....	<u>1/8</u> 985,124,978.14	-4,241,855,619.82	-3,980,205,795.25	3,256,730,641.68	-261,649,824.57
Interest on certain Government accounts.....	-270,286,336.71	-7,800,071,269.57	r -7,668,947,873.84	7,529,784,932.86	-131,123,395.73
Rents and royalties on the Outer Continental Shelf lands.....	-1,311,118,829.19	-2,662,447,775.38	-2,427,965,140.55	1,351,328,946.19	-234,482,634.83
Total outlays.....	94,472,995,854.21	365,610,128,734.37	r 324,641,586,265.55	-271,137,132,880.16	40,968,542,468.82
Budget surplus or deficit (-).....	-12,700,229,742.31	-65,605,051,698.00	-43,604,120,495.18	52,904,821,955.69	-22,000,931,202.82

r - Revised. The Government Receipt Clearing Account, F 3875, was reclassified as proprietary effective September 30, 1975. These receipts are now included as offsets to outlays.

1/ Effective September 1976 Interest on Special issues for government accounts was converted from an accrual basis to a cash basis retroactive for the Transition Quarter. Interest on Special issues is an intrabudgetary outlay which is offset by the intrabudgetary receipt of interest by various government accounts. Therefore, although the total interest for Public and Special issues is less than was estimated under an accrual basis, the change to the cash basis for special issues has no effect on total outlays for the transition quarter cash shown below:

	Transition Quarter (in Billions)		Net
	Actual	Estimate	Difference
Interest on the Public Debt	\$8,101,560,678.45	\$10,100,000,000.00	\$1,998,439,321.55
Undistributed Offsetting Receipts:			
Interest on Certain Gov't Accounts	-270,286,336.71	-2,100,000,000.00	-1,829,713,663.29
Net Totals	<u>7,831,274,341.74</u>	<u>8,000,000,000.00</u>	<u>168,725,658.26</u>

Table A - Schedule 7 - TRANSACTIONS NOT APPLIED TO CURRENT YEAR'S SURPLUS OR DEFICIT

Classification	Account Symbol	Transition Quarter	Fiscal Year 1976	Fiscal Year 1975	Net Change Transition Quarter	Net Change Fiscal Year 1976
Seigniorage:						
Minor coinage.....	200612	\$18,059,621.97	\$62,826,212.63	\$76,460,721.62	-\$44,766,590.66	-\$13,634,508.99
Cupro-nickel clad coinage.....	200613	80,469,494.06	679,738,977.02	548,504,763.67	-599,269,482.96	131,234,213.35
Silver clad coinage.....	200614	408,676.19	4,829,062.24	1,407,299.50	-4,420,386.05	3,421,762.74
Total, Seigniorage.....		98,937,792.22	747,394,251.89	626,372,784.79	-648,456,459.67	121,021,467.10
Increment on gold:						
Increment resulting from the Par Value Modification Act of 1972, as amended.....	205024.1	-----	37.27	1.37	-37.27	35.90
Total, Increment on gold.....		-----	37.27	1.37	-37.27	35.90
Net gain for U.S. currency valuation adjustment.....	20-11X0075	38,902,603.28	-168,206,604.35	47,796,615.33	207,109,207.63	-216,003,219.68
Conversion of interest receipts of government accounts to an accrual basis.....		-311,922,470.06	-19,110,645.26	-26,414,156.89	-292,811,824.80	7,303,511.63
Off-budget Federal agencies:						
Export-Import Bank of the United States.....	83X4027	-222,595,609.39	-746,174,870.17	-1,503,700,780.51	523,579,260.78	757,525,910.34
Pension Benefit Guaranty Corporation.....	16X4204	292,637.40	21,824,368.72	34,047,210.17	-21,531,731.32	-12,222,841.45
Postal Service.....	18X4020	726,064,848.84	-1,085,465,673.01	-1,112,248,299.98	1,811,530,521.85	26,782,626.97
Rural electrification and telephone revolving fund.....	12X4230	80,476,549.77	-212,834,573.89	-476,670,266.83	293,311,123.66	263,835,692.94
Rural telephone bank.....	12X4231.1	-16,637,125.55	-93,291,187.28	-109,700,779.57	76,654,061.73	16,409,592.29
Housing for the elderly or handicapped fund...	86X4115	2,871,041.11	14,505,668.97	12,928,371.29	-11,634,627.86	1,577,297.68
Federal Financing Bank.....	20X4521	-2,575,114,977.72	-5,914,894,557.39	-6,389,383,316.84	3,339,779,579.67	474,488,759.45
Total, Off-budget Federal agencies.....		-2,004,642,635.54	-8,016,330,824.05	-9,544,727,862.27	6,011,688,188.51	1,528,397,038.22
Total, Transactions not applied to current year's surplus or deficit (-)...		-2,178,724,710.10	-7,456,253,784.50	-8,896,972,617.67	5,277,529,074.40	1,440,718,833.17

Table A - Schedule 8 - DEPOSIT FUNDS

	Balances June 30, 1975	Outlays Fiscal Year 1976	Balances June 30, 1976	Outlays Transition Quarter	Balances September 30, 1976
Deposit fund accounts:					
Legislative Branch.....	\$4,768,101.85	-\$609,971.51	\$5,378,073.36	\$176,823.72	\$5,201,189.64
The Judiciary.....	55,295,326.37	-6,490,570.80	61,785,897.17	-6,763,373.44	68,749,270.61
Executive Office of the President.....	244,902.80	-38.57	244,941.37	-7,331,992.34	7,576,933.71
Funds Appropriated to the President.....	6,991,279.84	-3,040,244.82	10,031,524.66	1,820,524.28	8,202,000.38
Department of Agriculture.....	562,882,294.66	107,639,335.64	455,242,959.02	-22,255,540.98	477,498,500.00
Department of Commerce.....	10,030,522.74	-8,959,454.57	18,989,977.31	-36,344,647.35	55,334,624.66
Department of Defense.....	192,468,671.66	-2,098,940.09	194,567,611.75	-7,704,919.42	202,272,531.17
Department of Health, Education, and Welfare.....	21,464,953.31	-19,281,178.93	40,746,132.24	13,036,784.62	27,709,347.62
Department of Housing and Urban Development.....	60,593,002.75	1,734,866.17	58,858,136.58	433,633.83	58,424,502.75
Department of the Interior.....	1,163,448,850.07	810,521,299.37	352,927,550.70	-8,422,670.26	361,350,220.96
Department of Justice.....	34,433,987.11	-6,820,668.00	41,254,655.11	-2,622,198.00	43,876,853.11
Department of Labor.....	9,285,731.81	-2,333,123.95	11,618,855.76	268,672.60	11,350,183.16
Department of State.....	27,063,970.70	1,942,527.52	25,121,443.18	19,646,722.91	5,474,720.27
Department of Transportation.....	9,006,368.78	-944,128.23	9,950,497.01	2,015,183.35	7,935,313.66
The Department of the Treasury.....	1,222,075,477.24	-28,387,578.16	1,250,463,055.40	-2,062,314.16	1,252,525,369.56
Energy Research and Development Administration.....	3,678,065.65	1,703,337.06	1,974,728.59	1,014,320.59	960,408.00
Environmental Protection Agency.....	1,038,914.53	-466,451.56	1,505,366.09	422,665.61	1,082,700.48
General Services Administration.....	20,482,926.72	2,272,130.87	18,210,795.85	4,966,695.93	13,244,099.92
National Aeronautics and Space Administration.....	247,333,476.14	-12,018,965.97	259,352,442.11	-8,525,071.15	267,877,513.26
Veterans Administration.....	75,669,463.46	3,702,643.43	71,966,820.03	2,971,576.83	68,995,243.20
Independent Agencies.....	93,432,390.30	47,051,674.16	46,380,716.14	-3,538,993.42	49,919,709.56
District of Columbia.....	46,174,729.53	-67,931,345.83	114,106,075.36	49,516,272.45	64,589,802.91
Subtotal, Other deposit funds.....	3,867,863,408.02	817,185,153.23	3,050,678,254.79	-9,272,783.80	3,059,951,038.59
Allocations of special drawing rights.....	2,836,307,525.68	207,188,460.16	2,629,119,065.52	-25,225,349.66	2,654,344,415.18
Total deposit funds..... <sup>1/</sup>	6,704,170,933.70	1,024,373,613.39	5,679,797,320.31	-34,498,133.46	5,714,295,453.77

<sup>1/</sup> For more detail, see the Deposit Fund Chapter.

**Table A - Schedule 9 - THE PUBLIC DEBT**  
**(As published in the Monthly Statement of the Public Debt of the United States Treasury)**

Description	Outstanding September 30, 1976 (In Millions)	Outstanding June 30, 1976 (In Millions)	Outstanding June 30, 1975 (In Millions)	Net Change (June 30, 1976 to September 30, 1976) (In Millions)	Net Change (June 30, 1975 to June 30, 1976) (In Millions)
Interest bearing debt:					
Public issues:					
Marketable obligations:					
Treasury bills (regular series).....	\$161,505	\$161,198	\$128,569	\$307	\$32,628
Treasury notes.....	206,319	191,758	150,257	14,561	41,501
Treasury bonds.....	39,839	39,626	36,779	213	2,846
Total marketable obligations.....	407,663	392,581	315,606	15,081	76,976
Non-marketable obligations:					
Certificates of indebtedness:					
Foreign series.....	1,011	1,249	4,047	-238	-2,798
Foreign currency series.....	-----	-----	-----	-----	-----
Treasury notes:					
Foreign series.....	18,204	18,652	17,570	-448	1,082
Foreign currency series.....	1/1,599	1/1,599	1/1,599	-----	-----
United States individual retirement bonds.....	14	12	1	1	11
United States savings bonds.....	70,752	69,733	65,482	1,019	4,251
United States savings notes.....	407	413	435	-5	-23
United States retirement plan bonds.....	121	121	98	1	22
Depository bonds.....	9	9	16	*	-7
Treasury CI-REA series.....	-----	-----	*	-----	*
Treasury bonds, R.E.A. series.....	*	*	11	-----	-10
Treasury bonds, investment series.....	2,262	2,263	2,267	*	-4
Certificates of indebtedness - State and local					
Government series.....	80	44	8	36	36
Treasury notes - State and local Government series.	927	615	287	312	328
Treasury bonds - State and local Government series.	1,871	1,406	521	465	885
Total Public issues - non-marketable.....	97,257	96,116	92,343	1,141	3,772
Total Public issues.....	504,920	488,697	407,949	16,223	80,748
Government account series:					
Airport and airway trust fund.....	2,712	2,529	1,936	183	593
Aviation, War-Risk Insurance, revolving fund.....	14	14	-----	*	14
Bonneville Power Administration.....	39	34	11	5	23
Civil Service retirement fund.....	39,431	40,201	35,373	-770	4,828
Comptroller of the Currency, assessments fund.....	30	8	-----	22	8
Comptroller of the Currency, trustee fund.....	*	*	-----	-----	*
Department of the Navy general gift fund.....	*	*	*	-----	*
Department of the Navy, Office of Naval Records and					
History.....	*	*	-----	*	*
Department of State, conditional gift fund, general..	*	*	-----	-----	*
Emergency loan guarantee fund.....	26	23	5	3	18
Employees health benefits fund.....	212	215	183	-3	32
Employees life insurance fund.....	1,367	930	462	438	468
Exchange Stabilization Fund.....	1,529	1,512	1,451	18	60
Export - Import Bank of the United States.....	-----	10	-----	-10	10
Federal Deposit Insurance Corporation.....	3,429	2,692	1,367	737	1,325
Federal disability insurance trust fund.....	6,138	6,616	7,843	-477	-1,227
Federal Energy Administration.....	-----	1,712	-----	-1,712	1,712
Federal Financing Bank.....	124	96	-----	28	96
Federal hospital insurance trust fund.....	10,959	10,892	9,710	67	1,181
Federal housing administration fund.....	486	491	272	-5	219
Federal old-age survivors insurance trust fund.....	32,978	33,891	35,815	-913	-1,925
Federal Savings and Loan Insurance Corporation.....	1,885	1,593	907	292	687
Federal ship financing escrow fund.....	350	405	277	-54	128

**Table A - Schedule 9 - THE PUBLIC DEBT - Continued**  
**(As published in the Monthly Statement of the Public Debt of the United States Treasury)**

Description	Outstanding September 30, 1976 (In Millions)	Outstanding June 30, 1976 (In Millions)	Outstanding June 30, 1975 (In Millions)	Net Change (June 30, 1976 to September 30, 1976) (In Millions)	Net Change (June 30, 1975 to June 30, 1976) (In Millions)
Government account series - Continued:					
Federal ship financing fund, fishing vessels NOAA....	\$2	\$1	*	*	\$1
Federal ship financing revolving fund.....	35	30	\$7	\$5	24
Federal supplementary medical insurance trust fund...	1,244	1,230	1,378	14	-148
Foreign service retirement fund.....	176	182	152	-6	30
GSA Participation Certificate Trust.....	93	153	304	-60	-151
Gifts and bequests, Commerce.....	*	*	*	-----	*
Government life insurance fund.....	560	569	604	-9	-35
Government National Mortgage Association.....	933	633	43	300	589
Government National Mortgage Association, MBS					
Investment Account.....	19	13	2	6	11
Harry S. Truman Memorial scholarship fund.....	10	11	-----	*	11
Highway trust fund.....	8,952	9,030	9,536	-79	-505
Indian money proceeds of labor, Bureau of Indian					
Affairs.....	2	*	*	1	*
Indian tribal funds, Bureau of Indian Affairs.....	13	11	10	1	1
Individual Indian money.....	2	6	4	-4	2
Japan - United States friendship trust fund.....	19	19	-----	*	19
Judicial survivors annuity fund.....	2	2	1	*	1
Library of Congress trust fund.....	1	1	1	-----	-----
Low-Rent Public Housing .....	40	-----	-----	40	-----
National Archives gift fund.....	*	*	-----	*	*
National Archives trust fund.....	4	3	*	*	3
National credit union share insurance fund NCUA.....	64	62	3	2	59
National insurance development fund, HUD.....	40	32	2	8	31
National service life insurance fund.....	6,956	6,931	6,716	25	215
Overseas Private Investment Corporation.....	245	235	101	10	134
Pension Benefit Guaranty Corporation.....	56	56	34	*	21
Postal service fund.....	771	277	53	494	224
Public Health Service, conditional gift fund, HEW....	*	*	-----	-----	*
Public Health Service, unconditional gift fund, HEW..	*	*	*	-----	*
Railroad retirement account.....	2,687	3,344	3,423	-657	-79
Railroad retirement holding account.....	-----	-----	4	-----	-4
Railroad retirement supplemental account.....	28	31	39	-3	-8
Relief and Rehabilitation, D.C. Department of Labor..	1	1	-----	*	1
Relief and Rehabilitation, Longshoremen and Harbor					
Workers, Department of Labor.....	5	5	-----	1	5
Relief for Indigent American Indians, BIA.....	*	*	-----	*	*
Special Investment account.....	6	2	-----	4	2
Tax court judges survivors annuity fund.....	*	*	*	*	*
Treasury deposit funds.....	780	790	836	-10	-46
Unemployment trust funds.....	2,345	2,203	4,557	142	-2,353
United States Army general gift fund.....	*	*	*	*	*
United States Naval Academy general gift fund.....	-----	*	-----	*	*
United States Naval Academy museum fund.....	*	1	-----	*	1
Veterans' reopened insurance fund.....	354	350	317	4	33
Veterans' Special Life Insurance Fund, Trust Revolv-					
ing Fund.....	482	476	432	6	44
War-risk insurance revolving fund.....	1	1	*	*	*
Total government account series.....	128,640	130,557	124,173	-1,917	6,384
Total interest-bearing debt.....	633,560	619,254	532,122	14,306	87,132

**Table A – Schedule 9 – THE PUBLIC DEBT – Continued**  
**(As published in the Monthly Statement of the Public Debt of the United States Treasury)**

Description	Outstanding September 30, 1976 (In Millions)	Outstanding June 30, 1976 (In Millions)	Outstanding June 30, 1975 (In Millions)	Net Change (June 30, 1976 to September 30, 1976) (In Millions)	Net Change (June 30, 1975 to June 30, 1976) (In Millions)
Matured debt on which interest has ceased.....	\$422	\$460	\$338	-\$38	\$122
Debt bearing no interest.....	720	719	729	1	-10
Total gross public debt.....	634,702	620,433	533,189	14,269	87,244

\*\$500 thousand or less

Note: Act of June 30, 1976, temporarily increased the statutory debt limit to \$636 billion through September 30, 1976, \$682 billion through March 31, 1977, and \$700 billion through September 30, 1977.

1/ Dollar equivalent of Treasury notes issued and payable in the amount of 5,403,000,000 Swiss francs.

**Table A - Schedule 10 - AGENCY SECURITIES, ISSUED UNDER SPECIAL FINANCING AUTHORITIES**

Agency	Symbol	Amount Outstanding September 30, 1976	Amount Outstanding June 30, 1976	Outstanding June 30, 1975	Net Change (June 30, 1976 to September 30, 1976)	Net Change (June 30, 1975 to June 30, 1976)	
Obligations of the United States, issued by: Export-Import Bank of the United States: Issued to: Postal Service..... The public.....	83X4027	----- \$2,960,315,000.00	\$3,975,000.00 2,589,140,000.00	\$3,975,000.00 2,589,140,000.00	-\$3,975,000.00 371,175,000.00	----- -----	
		Subtotal.....	2,960,315,000.00	2,593,115,000.00	2,593,115,000.00	367,200,000.00	-----
		Obligations guaranteed by the United States, issued by: Department of Defense: Family Housing Management Account: Issued to: Department of Agriculture: Commodity Credit Corporation..... Department of Housing and Urban Development: Federal Housing Administration Fund... Government National Mortgage Association: Management and liquidation functions fund..... Special assistance functions fund... The public.....	97X0700	35,214,502.51	35,214,502.51	41,214,502.51	-----
198,977.84	202,431.28	218,031.81		-3,453.44	-15,600.53		
39,080,675.05 66,611,915.30 992,679,588.80	39,879,049.00 68,655,052.34 1,024,963,044.16	42,773,403.09 76,187,547.01 1,112,398,163.85		-798,373.95 -2,043,137.04 -32,283,455.36	-2,894,354.09 -7,532,494.67 -87,435,119.69		
Subtotal.....	1,133,785,659.50	1,168,914,079.29	1,272,791,648.27	-35,128,419.79	-103,877,568.98		
Department of Housing and Urban Development: Federal Housing Administration fund: Issued to: Department of Housing and Urban Development: Federal Housing Administration: Community disposal operations fund..... Mutual mortgage insurance fund..... Government National Mortgage Association: Guarantees of mortgage-backed securities..... Management and liquidating functions Special assistance functions..... Independent Agencies: Federal Home Loan Bank Board: Federal Savings and Loan Insurance Corporation..... The public.....	86X4070	387,700.00 51,969,100.00	387,700.00 51,969,100.00	387,700.00 51,969,100.00	----- -----	----- -----	
3,191,200.00 375,100.00 42,470,700.00		4,092,400.00 ----- 42,547,500.00	2,378,400.00 138,750.00 15,086,800.00	-901,200.00 375,100.00 -76,800.00	1,714,000.00 -138,750.00 27,460,700.00		
26,700.00 479,697,700.00		26,700.00 482,045,550.00	26,700.00 416,947,700.00	----- -2,347,850.00	----- 65,097,850.00		
Subtotal.....	578,118,200.00	581,068,950.00	486,935,150.00	-2,950,750.00	94,133,800.00		
Department of Transportation: Coast Guard issued to the public.....	69X0201	2,041,583.40	2,089,643.94	2,276,868.86	-48,060.54	-187,224.92	

10 p 114

**Table A - Schedule 10 - AGENCY SECURITIES, ISSUED UNDER SPECIAL FINANCING AUTHORITIES - Continued**

Agency	Symbol	Outstanding September 30, 1976	Outstanding June 30, 1976	Outstanding June 30, 1975	Net Change (June 30, 1976 to September 30, 1976)	Net Change (June 30, 1975 to June 30, 1976)
Obligations not guaranteed by the United States issued by:						
Department of Defense:						
Homeowners assistance fund issued to the public.....	97X4090	\$2,600,604.39	\$2,582,198.20	\$3,012,269.93	\$18,406.19	-\$430,071.73
Department of Housing and Urban Development:						
Participation sales fund:						
Issued to:	86X4206					
Department of Health, Education, and Welfare:						
Federal old-age and survivors insurance trust fund.....		555,000,000.00	555,000,000.00	555,000,000.00	-----	-----
Federal hospital insurance trust fund.....		50,000,000.00	50,000,000.00	50,000,000.00	-----	-----
Department of Housing and Urban Development:						
Federal Housing Administration fund...		139,035,000.00	139,035,000.00	139,035,000.00	-----	-----
Federal National Mortgage Association:						
Participation sales fund.....		86,745,000.00	86,745,000.00	86,745,000.00	-----	-----
Veterans Administration:						
National service life insurance fund..		310,000,000.00	310,000,000.00	310,000,000.00	-----	-----
Independent Agencies:						
Civil Service Commission:						
Civil service retirement and disability fund.....		375,000,000.00	375,000,000.00	375,000,000.00	-----	-----
Federal Home Loan Bank Board:						
Federal Savings and Loan Insurance Corporation.....		141,950,000.00	141,950,000.00	141,950,000.00	-----	-----
Railroad Retirement Board:						
Railroad retirement accounts.....		50,000,000.00	50,000,000.00	50,000,000.00	-----	-----
The public.....		2,437,270,000.00	2,472,270,000.00	2,552,270,000.00	-35,000,000.00	-80,000,000.00
Subtotal.....		4,145,000,000.00	4,180,000,000.00	4,260,000,000.00	-35,000,000.00	-80,000,000.00
Postal Service issued to the public....	18X4020	250,000,000.00	250,000,000.00	250,000,000.00	-----	-----
Tennessee Valley Authority:						
Tennessee Valley Authority fund:						
Issued to:	64X4110					
The public.....		1,975,000,000.00	2,075,000,000.00	2,075,000,000.00	-100,000,000.00	-----
Subtotal.....		1,975,000,000.00	2,075,000,000.00	2,075,000,000.00	-100,000,000.00	-----
Total agency securities..1/		11,046,861,047.29	10,852,769,871.43	10,943,130,937.06	194,091,175.86	-90,361,065.63

1/ Excludes only amounts loaned by Federal Financing Bank, to Federal agencies in lieu of agency debt:

Borrowing from Federal Financing Bank:	Fiscal Year 1976	Transition Quarter
Postal Service	\$1,248,000,000.00	\$500,000,000.00
Tennessee Valley Authority	745,000,000.00	555,000,000.00
Export-Import Bank of U.S.	935,200,000.00	-216,450,000.00
Total	<u>2,928,200,000.00</u>	<u>838,550,000.00</u>



**Table A - Schedule 11 - FEDERAL SECURITIES HELD AS INVESTMENTS OF GOVERNMENT ACCOUNTS**  
**(AMOUNTS REPRESENT PUBLIC DEBT SECURITIES UNLESS STATED OTHERWISE)**

Agency	Symbol	Investments held September 30, 1976	Investments held June 30, 1976	Investments held June 30, 1975	Net Change (June 30, 1976 to September 30, 1976)	Net Change (June 30, 1975 to June 30, 1976)
Federal Funds:						
Funds Appropriated to the President:						
Overseas Private Investment Corporation....	71X4030	\$262,755,000.00	\$256,105,000.00	\$205,350,000.00	\$6,650,000.00	\$50,755,000.00
Department of Agriculture:						
Commodity Credit Corporation Fund:						
Agency securities.....	12X4336	35,214,502.51	35,214,502.51	41,214,502.51	-----	-6,000,000.00
Department of Commerce:						
Federal ship financing fund, revolving fund.....	13X4301	98,174,000.00	93,644,000.00	71,417,000.00	4,530,000.00	22,227,000.00
War-risk insurance revolving fund.....	13X4302	6,796,000.00	6,681,000.00	6,281,000.00	115,000.00	400,000.00
Federal ship financing fund, fishing vessels.....	13X4417	1,500,000.00	1,430,000.00	1,225,000.00	70,000.00	205,000.00
Department of Housing and Urban Development:						
Management and liquidating functions fund:						
Agency securities.....	86X4016	1/39,455,775.05	1/39,879,049.00	42,912,153.09	-423,273.95	-3,033,104.09
Community disposal operations fund:						
Agency securities.....	86X4040	2/387,700.00	2/387,700.00	387,700.00	-----	-----
Rental housing assistance fund.....	86X4041	-----	46,710,000.00	34,309,000.00	-46,710,000.00	12,401,000.00
Federal Housing Administration fund:						
Public debt securities.....	86X4098	4/1,551,885,500.00	1,524,202,500.00	1,406,483,500.00	27,683,000.00	117,719,000.00
Agency securities.....	86X4070	3/191,203,077.84	3/191,206,531.28	191,222,131.81	-3,453.44	-15,600.53
Special assistance functions fund:						
Agency securities.....	86X4205	5/109,082,615.30	5/111,202,552.34	91,274,347.01	-2,119,937.04	19,928,205.33
Participation sales fund:						
Public debt securities.....	86X4206	1,605,008,000.00	1,578,214,000.00	1,317,327,000.00	26,794,000.00	260,887,000.00
Agency securities.....	---do---	86,745,000.00	86,745,000.00	86,745,000.00	-----	-----
National insurance development fund.....	86X4235	91,697,000.00	90,176,000.00	77,986,000.00	1,521,000.00	12,190,000.00
New communities guarantee fund.....	86X4237	-----	-----	5,478,000.00	-----	-5,478,000.00
Guarantees of mortgage-backed securities fund:						
Public debt securities.....	86X4238	39,249,000.00	33,449,000.00	23,303,000.00	5,800,000.00	10,146,000.00
Agency securities.....	---do---	3,191,200.00	4,092,400.00	2,378,400.00	-901,200.00	1,714,000.00
Department of the Interior:						
Bonneville Power Administration fund.....	14X4045	39,345,000.00	34,145,000.00	10,815,000.00	5,200,000.00	23,330,000.00
Department of Transportation:						
Aviation war risk revolving fund.....	69X4120	14,415,000.00	14,100,000.00	-----	315,000.00	14,100,000.00
Veterans Administration:						
Veterans reopened insurance fund.....	36X4010	353,643,000.00	350,131,000.00	317,113,000.00	3,512,000.00	33,018,000.00
Independent Agencies:						
Emergency Loan Guarantee Board:						
Emergency loan guarantee fund.....	48X4057	25,930,000.00	23,280,000.00	16,302,000.00	2,650,000.00	6,978,000.00
Federal Home Loan Bank Board:						
Federal Savings and Loan Insurance Corporation fund:						
Public debt securities.....	82X4037	4,102,837,000.00	3,967,607,000.00	3,599,854,000.00	135,230,000.00	367,753,000.00
Agency securities.....	---do---	6/141,976,700.00	6/141,976,700.00	141,976,700.00	-----	-----
National Credit Union Administration:						
National credit union share insurance fund.....	25X4468	69,725,000.00	72,653,000.00	54,343,000.00	-2,928,000.00	18,310,000.00
Total public debt securities.....		8,262,959,500.00	8,092,527,500.00	7,147,586,500.00	170,432,000.00	944,941,000.00
Total agency securities.....		607,256,570.70	610,704,435.13	598,110,934.42	-3,447,864.43	12,593,500.71
Total Federal funds.....		8,870,216,070.70	8,703,231,935.13	7,745,697,434.42	166,984,135.57	957,534,500.71

**Table A - Schedule 11 - FEDERAL SECURITIES HELD AS INVESTMENTS OF GOVERNMENT ACCOUNTS - Continued**  
**(AMOUNTS REPRESENT PUBLIC DEBT SECURITIES UNLESS STATED OTHERWISE)**

Agency	Symbol	Investments held September 30, 1976	Investments held June 30, 1976	Investments held June 30, 1975	Net Change (June 30, 1976 to September 30, 1976)	Net Change (June 30, 1975 to June 30, 1976)
<b>Trust Funds:</b>						
<b>Legislative Branch:</b>						
Tax court judges survivors annuity fund.....	23X8115	\$565,000.00	\$543,000.00	\$468,000.00	\$22,000.00	\$75,000.00
Library of Congress trust fund.....	03X8032	1,340,000.00	1,340,000.00	1,340,000.00	-----	-----
<b>The Judiciary:</b>						
Judicial survivors annuity fund.....	10X8110	10,921,000.00	10,691,000.00	9,956,000.00	230,000.00	735,000.00
<b>Department of Agriculture:</b>						
Milk market orders assessment fund.....	12X8412	541,697.00	606,672.00	508,000.00	- 64,975.00	98,672.00
<b>Department of Commerce:</b>						
Gifts and bequests.....	13X8501	35,000.00	35,000.00	111,000.00	-----	-76,000.00
<b>Department of Defense:</b>						
<b>Department of the Army:</b>						
Bequest of Major General Fred C. Ainsworth	21X8063	10,575.00	10,575.00	10,575.00	-----	-----
General gift fund.....	21X8927	128,725.00	119,725.00	129,725.00	9,000.00	-10,000.00
<b>Department of the Navy:</b>						
Office of Naval Records and History fund..	17X8008	347,500.00	309,500.00	312,500.00	38,000.00	-3,000.00
U.S. Naval Academy museum fund.....	17X8730	404,000.00	542,000.00	496,000.00	-138,000.00	46,000.00
U.S. Navy Academy general gift fund.....	17X8733	108,500.00	183,500.00	204,500.00	-75,000.00	-21,000.00
General gift fund.....	17X8716	102,000.00	102,000.00	97,000.00	-----	5,000.00
<b>Department of the Air Force:</b>						
General gift fund.....	57X8928	6,500.00	6,500.00	6,500.00	-----	-----
<b>Department of Health, Education, and Welfare:</b>						
<b>Federal old-age and survivors insurance trust fund:</b>						
Public debt securities.....	20X8006	36,499,847,000.00	37,412,610,000.00	39,337,423,000.00	-912,763,000.00	-1,924,813,000.00
Agency securities.....	---do---	555,000,000.00	555,000,000.00	555,000,000.00	-----	-----
Federal disability insurance trust fund.....	20X8007	6,453,247,000.00	6,930,738,000.00	8,157,766,000.00	-477,491,000.00	-1,227,028,000.00
<b>Federal hospital insurance trust fund:</b>						
Public debt securities.....	20X8005	10,959,482,000.00	10,892,180,000.00	9,710,883,000.00	67,302,000.00	1,181,297,000.00
Agency securities.....	---do---	50,000,000.00	50,000,000.00	50,000,000.00	-----	-----
Federal supplementary medical insurance trust fund.....	20X8004	1,243,945,000.00	1,230,135,000.00	1,378,214,000.00	13,810,000.00	-148,079,000.00
Public Health Service unconditional gift fund.....	75X8249	105,000.00	105,000.00	100,000.00	-----	5,000.00
Public Health Service conditional gift fund.	75X8254	30,000.00	30,000.00	30,000.00	-----	-----
St. Elizabeths Hospital unconditional gift fund.....	75X8555	47,500.00	47,500.00	47,500.00	-----	-----
Patients' benefit fund, Public Health Service hospitals.....	75X8889	4,000.00	4,000.00	4,000.00	-----	-----
<b>Department of the Interior:</b>						
Preservation, birthplace of Abraham Lincoln.	14X8052	63,500.00	63,500.00	63,500.00	-----	-----
Bequest of George C. Edgeter, relief of indigent American Indians.....	14X8060	31,000.00	31,000.00	31,000.00	-----	-----
Alaska native fund.....	14X8364	-----	-----	-----	-----	-----
Indian tribal funds.....	14X8365	12,555,000.00	11,125,000.00	9,730,000.00	1,430,000.00	1,395,000.00
Indian moneys, proceeds of labor, agencies, schools, etc.....	14X8500	1,600,000.00	250,000.00	100,000.00	1,350,000.00	150,000.00
Funds contributed for the advancement of the Indian Race.....	14X8563	20,000.00	20,000.00	20,000.00	-----	-----
<b>Department of Labor:</b>						
Unemployment trust fund.....	20X8042	4,914,103,000.00	4,810,035,000.00	7,183,473,000.00	104,068,000.00	-2,373,438,000.00
Relief and Rehabilitation, Longshoreman's and Harbor Workers' Compensation Act, as amended.....	16X8130	4,503,000.00	5,478,000.00	-----	-975,000.00	5,478,000.00
Relief and Rehabilitation, Workmen's Compensation Act, within the District of Columbia.....	16X8134	869,000.00	1,195,000.00	31,000.00	-326,000.00	1,164,000.00

**Table A - Schedule 11 - FEDERAL SECURITIES HELD AS INVESTMENTS OF GOVERNMENT ACCOUNTS - Continued**  
**(AMOUNTS REPRESENT PUBLIC DEBT SECURITIES UNLESS STATED OTHERWISE)**

Agency	Symbol	Investments held September 30, 1976	Investments held June 30, 1976	Investments held June 30, 1975	Net Change (June 30, 1976 to September 30, 1976)	Net Change (June 30, 1975 to June 30, 1976)
<b>Trust Funds - Continued:</b>						
Department of State:						
Foreign service retirement and disability fund.....	19X8186	\$175,608,000.00	\$181,852,000.00	\$152,105,000.00	-\$6,244,000.00	\$29,747,000.00
Conditional gift fund, general.....	19X8822	215,000.00	215,000.00	110,000.00	-----	105,000.00
Department of Transportation:						
Highway trust fund.....	20X8102	8,951,876,000.00	9,030,477,000.00	9,535,823,000.00	-78,601,000.00	-505,346,000.00
Airport and Airway trust fund.....	20X8103	2,712,201,000.00	2,529,171,000.00	1,936,148,000.00	183,030,000.00	593,023,000.00
Coast Guard Cadet fund.....	69X8428	-----	-----	-----	-----	-----
Coast Guard general gift fund.....	69X8533	10,000.00	10,000.00	10,000.00	-----	-----
Department of the Treasury:						
Pershing Hall Memorial fund.....	20X8053	211,000.00	211,000.00	211,000.00	-----	-----
Assessment funds.....	20X8413	47,835,000.00	25,635,000.00	30,035,000.00	22,200,000.00	-4,400,000.00
Esther Catell Schmitt gift fund.....	29X8902	414,000.00	414,000.00	414,000.00	-----	-----
General Services Administration:						
National Archives gift fund.....	47X8197	290,000.00	250,000.00	301,000.00	40,000.00	-51,000.00
National Archives trust fund.....	47X8431	3,695,000.00	3,277,000.00	2,652,000.00	418,000.00	625,000.00
Veterans Administration:						
National service life insurance fund:						
Public debt securities.....	36X8132	6,956,192,000.00	6,930,933,000.00	6,715,734,000.00	25,259,000.00	215,199,000.00
Agency securities.....	---do---	310,000,000.00	310,000,000.00	310,000,000.00	-----	-----
U.S. Government life insurance fund.....	36X8150	560,079,000.00	569,027,000.00	603,700,000.00	-8,948,000.00	-34,673,000.00
General post fund, national homes.....	36X8180	1,143,000.00	1,143,000.00	1,429,000.00	-----	-286,000.00
Veterans special life insurance fund.....	36X8455	482,265,000.00	476,384,000.00	432,161,000.00	5,881,000.00	44,223,000.00
Independent Agencies:						
Civil Service Commission:						
Civil service retirement and disability fund:						
Public debt securities.....	24X8135	42,289,894,000.00	43,059,637,000.00	38,232,042,000.00	-769,743,000.00	4,827,595,000.00
Agency securities.....	---do---	375,000,000.00	375,000,000.00	375,000,000.00	-----	-----
Employees health benefits fund.....	24X8440	321,914,000.00	336,084,500.00	309,131,500.00	-14,170,500.00	26,953,000.00
Employees life insurance fund.....	24X8424	2,131,947,000.00	2,100,890,500.00	1,699,327,500.00	31,056,500.00	401,563,000.00
Retired employees health benefits fund....	24X8445	17,281,000.00	19,081,000.00	22,081,000.00	-1,800,000.00	-3,000,000.00
Federal Deposit Insurance Corporation:						
Federal Deposit Insurance Corporation fund	51X8419	6,607,083,000.00	6,734,834,500.00	6,265,095,500.00	-127,751,500.00	469,739,000.00
Harry S. Truman Scholarship Foundation:						
Harry S. Truman Memorial Scholarship trust fund.....	95X8490	10,048,000.00	10,535,000.00	-----	-487,000.00	10,535,000.00
Japan-United States Friendship Commission:						
Japan-United States Friendship Commission fund.....	95X8025	18,885,000.00	18,675,000.00	-----	210,000.00	18,675,000.00
Railroad Retirement Board:						
Railroad retirement holding account.....	60X8010	258,707,000.00	258,707,000.00	7/ 3,900,000.00	-----	254,807,000.00
Railroad retirement account:						
Public debt securities.....	60X8011	3,025,792,642.18	3,682,535,642.18	7/4,165,622,000.00	-656,743,000.00	-483,086,357.82
Agency securities.....	---do---	50,000,000.00	50,000,000.00	50,000,000.00	-----	-----
Railroad retirement supplemental accounts.	60X8012	18,621,357.82	21,412,357.82	7/ 39,257,000.00	-2,791,000.00	-17,844,642.18
Total Public debt securities.....		134,697,169,497.00	137,299,927,972.00	135,938,845,300.00	-2,602,758,475.00	1,361,082,672.00
Total Agency securities.....		1,340,000,000.00	1,340,000,000.00	1,340,000,000.00	-----	-----
Total Trust funds.....		136,037,169,497.00	138,639,927,972.00	137,278,845,300.00	-2,602,758,475.00	1,361,082,672.00
<b>Deposit Funds:</b>						
Department of the Treasury:						
Exchange Stabilization Fund.....	20X6550	1,529,336,673.89	1,511,570,175.59	1,451,408,190.41	17,766,498.30	60,161,985.18

**Table A - Schedule 11 - FEDERAL SECURITIES HELD AS INVESTMENTS OF GOVERNMENT ACCOUNTS - Continued**  
**(AMOUNTS REPRESENT PUBLIC DEBT SECURITIES UNLESS STATED OTHERWISE)**

Agency	Symbol	Investments held September 30, 1976	Investments held June 30, 1976	Investments held June 30, 1975	Net Change (June 30, 1976 to September 30, 1976)	Net Change (June 30, 1975 to June 30, 1976)
Deposit Funds - Continued:						
Independent Offices:						
Federal Energy Administration:						
Deposits, Fees for licenses to import petroleum products held from August 11, 1975 until adjudicated by Court order.....	92X6088	-----	\$1,712,430,000.00	-----	-\$1,712,430,000.00	\$1,712,430,000.00
Total Deposit funds.....		\$1,529,336,673.89	3,224,000,175.59	\$1,451,408,190.41	-1,694,663,501.70	1,772,591,985.18
Off-Budget Federal Agencies:						
Export-Import Bank of the United States...	83X4027	-----	9,600,000.00	-----	-9,600,000.00	9,600,000.00
Federal Financing Bank.....	20X4521	124,125,000.00	96,465,000.00	-----	27,660,000.00	96,465,000.00
Postal Service:						
Public debt securities.....	18X4020	1,431,200,000.00	827,987,500.00	703,314,500.00	603,212,500.00	124,673,000.00
Agency securities.....	---do---	-----	3,975,000.00	3,975,000.00	-3,975,000.00	-----
Rural Telephone Bank, (as amended May 11, 1973).....	12X4231 (01)	4,401,000.00	4,855,000.00	7,480,000.00	-454,000.00	-2,625,000.00
Pension Benefit Guaranty Corporation.....	16X4204	55,761,000.00	55,851,000.00	34,379,000.00	-90,000.00	21,472,000.00
Total Public debt securities.....		1,615,487,000.00	994,758,500.00	745,173,500.00	620,728,500.00	249,585,000.00
Total Agency securities.....		-----	3,975,000.00	3,975,000.00	-3,975,000.00	-----
Total Off-budget Federal Agencies..		1,615,487,000.00	998,733,500.00	749,148,500.00	616,753,500.00	249,585,000.00
Grand Total.....		148,052,209,241.59	151,565,893,582.72	147,225,099,424.83	-3,513,684,341.13	4,340,794,157.89
MEMORANDUM						
Investments in securities of privately owned Government-sponsored enterprises:						
Milk market orders assessment fund.....	12X8412	200,000.00	200,000.00	200,000.00	-----	-----
Total.....		200,000.00	200,000.00	200,000.00	-----	-----

	<u>FY</u>	<u>TQ</u>
1/ Represents:		
Federal Housing Administration Debentures.....	-----	\$375,100.00
Defense family housing mortgages.....	\$39,879,049.00	39,080,675.05
2/ Represents Federal Housing Administration Debentures.		
3/ Represents:		
Federal Housing Administration debentures held by mutual mortgage insurance fund .....	51,969,100.00	51,969,100.00
Defense family housing mortgages.....	202,431.28	198,977.84
Participation certificates.....	139,035,000.00	139,035,000.00
4/ Includes \$40,390,000.00 for account 86X4098 (Low Rent Public Housing Program, Renewal and Housing Assistance).		

	<u>FY</u>	<u>TQ</u>
5/ Represents:		
Federal Housing Administration Debentures...	\$42,547,500.00	\$42,470,700.00
Defense family housing mortgages.....	68,655,052.34	66,611,915.30
6/ Represents:		
Federal Housing Administration Debentures...	26,700.00	26,700.00
Participation certificates.....	141,950,000.00	141,950,000.00
7/ Represents the actual investment holdings by these accounts and does not agree with those reported by Railroad Retirement Board, as shown in the chapter for Independent Agencies for Fiscal Year 1975.		



# **PART TWO**

---

---

## **RECEIPTS**

---

---

	Pages
Table B - Receipts by source categories	40-68
Table C - Receipts by organizational unit	70-136
Table D - Part 1 - Clearing accounts for withheld Federal individual income and Federal insurance contribution act taxes	138-139
Table D - Part 2 - Budget clearing account (suspense)	140-141
Table D - Part 3 - Other receipt clearing accounts	142-145
Table E - Capital transfers	146
Table F - Customs collections of duties by districts and ports	147-150
Table G - Internal revenue receipts by states and districts	152-159

Table B - RECEIPTS BY SOURCE CATEGORIES

CLASSIFICATION	RECEIPT SYMBOL	BUDGET RECEIPTS F.Y. 1976	BUDGET RECEIPTS T.Q.
BUDGET RECEIPTS			
INCOME TAXES			
INDIVIDUAL INCOME TAXES:			
WITHHELD INDIVIDUAL INCOME AND FICA TAXES . . . .	0101	\$123,555,370,646.76	\$32,942,985,449.99
WITHHELD INDIVIDUAL INCOME AND FICA TAXES, (SUSPENSE) . . . . .	F0101	-153,148,170.16	-16,538,011.63
INDIVIDUAL INCOME TAX, OTHER . . . . .	0110	35,527,834,465.20	6,808,719,901.15
PRESIDENTIAL ELECTION CAMPAIGN FUND . . . . .	5081	133,549,118.00	1540,230.00
REFUNDS OF INDIVIDUAL INCOME AND FICA TAXES . . . .	20X0903	-27,366,541,862.66	-957,609,663.67
UNIDENTIFIED CASH COLLECTIONS, FEDERAL TAX DEPOSITS, INTERNAL REVENUE SERVICE, KANSAS CITY, MISSOURI . . . . .	F3820.9	5,490,952.07	8,334,446.93
UNIDENTIFIED CASH COLLECTIONS, FEDERAL TAX DEPOSITS, INTERNAL REVENUE SERVICE, CINCINNATI, OHIO . . . . .	F3820.17	- - - - -	371,673.63
UNIDENTIFIED CASH COLLECTIONS, FEDERAL TAX DEPOSITS, INTERNAL REVENUE SERVICE, AUSTIN, TEXAS . . . . .	F3820.18	- - - - -	1,535,221.08
UNIDENTIFIED CASH COLLECTIONS, FEDERAL TAX DEPOSITS, INTERNAL REVENUE SERVICE, JGDEN, UTAH . . . . .	F3820.29	- - - - -	2,677,813.01
UNIDENTIFIED CASH COLLECTIONS, FEDERAL TAX DEPOSITS, INTERNAL REVENUE SERVICE, MEMPHIS, TENNESSEE . . . . .	F3820.49	- - - - -	9,952,439.29
TOTAL, INDIVIDUAL INCOME TAXES . . . .		<u>131,602,555,149.21</u>	<u>38,800,969,499.78</u>
CORPORATION INCOME TAXES:			
CORPORATION INCOME AND EXCESS PROFITS TAXES . . . .	0111	46,782,956,194.60	9,808,904,615.19
REFUNDING INTERNAL REVENUE COLLECTIONS, CORPORATION TAXES . . . . .	20X0903	-5,374,253,170.50	-1,348,438,945.75
TOTAL, CORPORATION INCOME TAXES . . . .		<u>41,408,703,024.10</u>	<u>8,460,465,669.44</u>
TOTAL, INCOME TAXES . . . . .		<u>173,011,258,173.31</u>	<u>47,261,435,169.22</u>
SOCIAL INSURANCE TAXES AND CONTRIBUTIONS			
EMPLOYMENT TAXES AND CONTRIBUTIONS			
FEDERAL OLD-AGE AND SURVIVORS INSURANCE:			
TRANSFERS FROM GENERAL FUND OF AMOUNTS EQUAL TO FICA TAXES, FEDERAL OLD-AGE AND SURVIVORS INSURANCE TRUST FUND (42 USC 401) . . . . .	8006.1	49,599,596,886.70	13,827,916,982.11
TRANSFERS FROM GENERAL FUND OF AMOUNTS EQUAL TO SECA TAXES, FEDERAL OLD-AGE AND SURVIVORS INSURANCE TRUST FUND (42 USC 401) . . . . .	8006.11	2,753,440,151.24	211,175,038.54
DEPOSITS BY STATES, FEDERAL OLD-AGE AND SURVIVORS INSURANCE TRUST FUND (42 USC 418 (H) (1)) . . . . .	8006.3	6,654,444,980.01	1,846,755,637.46
REFUNDS OF TAXES, FEDERAL OLD-AGE AND SURVIVORS INSURANCE TRUST FUND . . . . .	20X8006	-304,792,000.00	- - - - -
TOTAL, FEDERAL OLD-AGE AND SURVIVORS INSURANCE . . . . .		<u>58,702,690,017.95</u>	<u>15,885,847,658.11</u>
FEDERAL DISABILITY INSURANCE:			
TRANSFERS FROM GENERAL FUND OF AMOUNTS EQUAL TO FICA TAXES, FEDERAL DISABILITY INSURANCE TRUST FUND (42 USC 401) . . . . .	8007.1	6,523,790,067.20	1,816,960,378.62
TRANSFERS FROM GENERAL FUND OF AMOUNTS EQUAL TO SECA TAXES, FEDERAL DISABILITY INSURANCE TRUST FUND (42 USC 401) . . . . .	8007.11	363,411,500.07	27,267,520.55
DEPOSITS BY STATES, FEDERAL DISABILITY INSURANCE TRUST FUND (42 USC 418(H)(1)) . . . . .	8007.3	838,942,932.53	285,823,221.06
REFUNDS OF TAXES, FEDERAL DISABILITY INSURANCE TRUST FUND . . . . .	20X8007	-40,052,000.00	- - - - -
TOTAL, FEDERAL DISABILITY INSURANCE . . . . .		<u>7,686,092,499.80</u>	<u>2,130,051,120.23</u>

Table B - RECEIPTS BY SOURCE CATEGORIES

CLASSIFICATION	RECEIPT SYMBOL	BUDGET RECEIPTS F.Y. 1976	BUDGET RECEIPTS T.Q.
SOCIAL INSURANCE TAXES AND CONTRIBUTIONS-CONTINUED			
EMPLOYMENT TAXES AND CONTRIBUTIONS-CONTINUED			
FEDERAL HOSPITAL INSURANCE:			
TRANSFERS FROM GENERAL FUND OF AMOUNTS EQUAL TO FICA TAXES, FEDERAL HOSPITAL INSURANCE TRUST FUND (42 USC 1395 I) . . . . .	8005.1	10,204,092,859.76	2,842,436,177.27
TRANSFERS FROM GENERAL FUND OF AMOUNTS EQUAL TO SECA TAXES, FEDERAL HOSPITAL INSURANCE TRUST FUND (42 USC 1395 I) . . . . .	8005.11	401,385,869.92	30,699,253.61
RECEIPTS FROM RAILROAD RETIREMENT ACCOUNT, FEDERAL HOSPITAL INSURANCE TRUST FUND (42 USC 228E (K)) . . . . .	8005.10	130,904,000.00	135,863,000.00
DEPOSITS BY STATES, FEDERAL HOSPITAL INSURANCE TRUST FUND (42 USC 418(H)(1)) . . . . .	8005.3	1,313,803,165.36	447,557,193.10
REFUNDS OF TAXES, FEDERAL HOSPITAL INSURANCE TRUST FUND . . . . .	20X8005	-62,784,000.00	- - - - -
PREMIUMS COLLECTED FOR UNINSURED INDIVIDUALS NOT OTHERWISE ELIGIBLE, FEDERAL HOSPITAL INSURANCE TRUST FUND . . . . .	8005.9	7,695,947.96	2,247,788.64
TOTAL, FEDERAL HOSPITAL INSURANCE . . . . .		<u>11,995,097,843.00</u>	<u>3,458,803,412.62</u>
RAILROAD RETIREMENT ACCOUNTS:			
RAILROAD RETIREMENT TAX ACT TAXES . . . . .	0130	17,770,767.43	-36,919,253.70
RAILROAD RETIREMENT TAX ACT TAXES, RAILROAD RETIREMENT HOLDING ACCOUNT (31 USC 66B) . . . . .	8010.2	969,000.00	- - - - -
RAILROAD RETIREMENT TAXES, RAILROAD RETIREMENT ACCOUNT (66 STAT. 371) . . . . .	8011.2	1,535,753,399.03	468,498,740.28
RECEIPTS TRANSFERRED TO THE FEDERAL HOSPITAL INSURANCE TRUST FUND, RAILROAD RETIREMENT ACCOUNT (45 USC 228E (K)) . . . . .	8011.21	-130,904,000.00	-135,863,000.00
RAILROAD RETIREMENT SUPPLEMENTAL ANNUITY TAXES, RAILROAD RETIREMENT SUPPLEMENTAL ACCOUNT (45 USC 228 O) . . . . .	8012.2	101,890,669.04	32,628,000.00
REFUNDS OF TAXES, RAILROAD RETIREMENT ACCOUNT . . . . .	60X8011	-336,032.69	-34,341.14
TOTAL, RAILROAD RETIREMENT ACCOUNTS . . . . .		<u>1,525,143,802.81</u>	<u>328,310,145.44</u>
TOTAL, EMPLOYMENT TAXES AND CONTRIBUTIONS . . . . .			
		<u>79,909,024,163.56</u>	<u>21,803,012,336.40</u>
UNEMPLOYMENT INSURANCE			
STATE ACCOUNTS, DEPOSITS BY STATES, UNEMPLOYMENT TRUST FUND (42 USC 1104) . . . . .	8042.3	6,404,310,372.94	2,289,297,350.86
FEDERAL UNEMPLOYMENT TAX ACT TAXES . . . . .	0121	1,181,472.10	-1,647,466.09
TRANSFERS FROM GENERAL FUND OF AMOUNTS EQUAL TO FUTA TAXES, UNEMPLOYMENT TRUST FUND (42 USC 1104) . . . . .	8042.1	1,561,570,682.76	379,025,678.69
RAILROAD UNEMPLOYMENT INSURANCE ACCOUNT, DEPOSITS BY RAILROAD RETIREMENT BOARD, UNEMPLOYMENT TRUST FUND (42 USC 1104) . . . . .	8042.5	109,851,932.61	33,969,896.52
RAILROAD UNEMPLOYMENT INSURANCE ADMINISTRATION FUND, DEPOSITS BY RAILROAD RETIREMENT BOARD, UNEMPLOYMENT TRUST FUND (42 USC 1104) . . . . .	8042.6	8,388,895.55	3,395,096.63
REFUNDS OF TAXES, UNEMPLOYMENT TRUST FUND . . . . .	20X8042	-31,645,149.84	-6,137,182.18
TOTAL, UNEMPLOYMENT INSURANCE . . . . .		<u>8,053,658,206.12</u>	<u>2,697,903,374.43</u>
CONTRIBUTIONS FOR OTHER INSURANCE AND RETIREMENT			
FEDERAL SUPPLEMENTARY MEDICAL INSURANCE:			
PREMIUMS COLLECTED BY SOCIAL SECURITY ADMINISTRATION, FEDERAL SUPPLEMENTARY MEDICAL INSURANCE TRUST FUNDS (42 USC 1395T) . . . . .	8004.5	1,768,966,761.01	492,298,024.09
PREMIUMS COLLECTED FOR THE DISABLED, FEDERAL SUPPLEMENTARY MEDICAL INSURANCE TRUST FUND . . . . .	8004.7	168,329,522.81	46,350,084.61
TOTAL, FEDERAL SUPPLEMENTARY MEDICAL INSURANCE . . . . .		<u>1,937,296,283.82</u>	<u>538,648,108.70</u>



Table B - RECEIPTS BY SOURCE CATEGORIES

CLASSIFICATION	RECEIPT SYMBOL	BUDGET RECEIPTS F.Y. 1976	BUDGET RECEIPTS T.Q.
<b>SOCIAL INSURANCE TAXES AND CONTRIBUTIONS-CONTINUED</b>			
<b>FEDERAL EMPLOYEES RETIREMENT CONTRIBUTIONS:</b>			
DEDUCTIONS FROM EMPLOYEES SALARIES, CIVIL SERVICE RETIREMENT AND DISABILITY FUND (5 USC 8331, 8334 (A)) . . . . .	8135.1	2,706,086,531.36	693,077,629.03
DEDUCTIONS FROM EMPLOYEES SALARIES, CIVIL . . . . .	F8135.1	1,594,281.65	1,054,022.26
VOLUNTARY CONTRIBUTIONS, DONATIONS, SERVICE CREDIT PAYMENTS, ETC., CIVIL SERVICE RETIREMENT DEDUCTIONS FROM EMPLOYEES SALARIES, FOREIGN SERVICE RETIREMENT AND DISABILITY FUND (22 USC 1071) . . . . .	8135.3	33,533,541.45	8,422,834.03
DEDUCTIONS FROM EMPLOYEES SALARIES, FOREIGN SERVICE RETIREMENT AND DISABILITY FUND (SUSPENSE) . . . . .	8186.1	14,096,116.12	3,373,509.80
DEDUCTIONS FROM EMPLOYEES SALARIES, FOREIGN SERVICE RETIREMENT AND DISABILITY FUND (SUSPENSE) . . . . .	F8186.1	-16,539.14	46,074.42
VOLUNTARY CONTRIBUTIONS, DONATIONS, SERVICE CREDIT PAYMENTS ETC., FOREIGN SERVICE RETIREMENT AND DISABILITY FUND (22 USC 1116) . . . . .	8186.3	489,157.54	60,365.68
VOLUNTARY CONTRIBUTIONS, DONATIONS, SERVICE CREDIT PAYMENTS ETC., FOREIGN SERVICE RETIREMENT AND DISABILITY FUND (SUSPENSE) . . . . .	F8186.3	3,760.78	8,651.13
DEDUCTIONS FROM EMPLOYEES SALARIES, JUDICIAL SURVIVORS ANNUITY FUND (28 USC 376) . . . . .	8110.1	789,154.42	198,204.15
DEDUCTIONS FROM EMPLOYEES SALARIES, TAX COURT JUDGES SURVIVORS ANNUITY FUND (26 USC 7448C) . . . . .	8115.1	23,728.50	5,565.00
WITHHELD, SOLDIERS' AND AIRMEN'S HOME . . . . .	8930.2	3,567,199.55	886,709.03
<b>TOTAL, FEDERAL EMPLOYEES RETIREMENT CONTRIBUTIONS . . . . .</b>		<b>2,760,166,932.23</b>	<b>707,133,564.53</b>
<b>OTHER RETIREMENT CONTRIBUTIONS:</b>			
CONTRIBUTIONS FROM EMPLOYING NON-FEDERAL AGENCIES CIVIL SERVICE RETIREMENT AND DISABILITY FUND (5 USC 8334) . . . . .	8135.21	54,231,321.50	13,323,127.28
<b>TOTAL, OTHER RETIREMENT CONTRIBUTIONS . . . . .</b>		<b>54,231,321.50</b>	<b>13,323,127.28</b>
<b>TOTAL, CONTRIBUTIONS FOR OTHER INSURANCE AND RETIREMENT . . . . .</b>		<b>4,751,694,537.55</b>	<b>1,259,104,800.51</b>
<b>TOTAL, SOCIAL INSURANCE TAXES AND CONTRIBUTIONS . . . . .</b>		<b>92,714,376,907.23</b>	<b>25,760,020,511.34</b>
<b>EXCISE TAXES</b>			
EXCISE TAXES . . . . .	0152	10,473,811,613.93	2,497,088,974.63
AVIATION FUEL AND OIL TAXES			
AIR FORCE (SUSPENSE) . . . . .	F0152	-112,759.36	17,361.94
RECOVERY FROM HIGHWAY TRUST FUND FOR REFUNDS OF TAXES . . . . .	3092	152,035,115.67	522,306.61
RECOVERY FROM LAND AND WATER CONSERVATION FUND FOR REFUNDS OF GASOLINE AND FLOOR STOCK TAXES . . . . .	3093	3,973,734.07	2,327,004.48
RECOVERY FROM AIRPORT AND AIRWAY TRUST FUND FOR REFUNDS OF TAXES . . . . .	3094	1,657,648.96	579,032.13
LAND AND WATER CONSERVATION FUND, MOTORBOAT FUELS TAX (16 USC 460L-5) . . . . .	5005.3	27,251,265.93	5,672,995.52
TAX ON PISTOLS AND REVOLVERS, BOWS AND ARROWS, FEDERAL AID TO WILDLIFE RESTORATION FUND (16 USC 669B) . . . . .	5029.1	16,505,146.00	4,583,541.00
TAX ON FIREARMS, SHELLS, AND CARTRIDGES, FEDERAL AID TO WILDLIFE RESTORATION FUND (16 USC 669B) . . . . .	5029.2	54,101,667.00	14,496,800.00
TAX ON FISHING RODS, CREELS, REELS, ARTIFICIAL LURES, BAITS, AND FLIES (16 USC 777B) . . . . .	5138	20,128,457.00	6,506,153.00
DEPOSITS, INTERNAL REVENUE, COLLECTIONS FOR PUERTO RICO (26 USC 7652 (A)(3)) . . . . .	5737	140,003,762.06	28,527,541.47
DEPOSITS, INTERNAL REVENUE, COLLECTIONS FOR VIRGIN ISLANDS (26 USC 7652 (B) (3)) . . . . .	5738	17,283,856.16	4,725,820.44
REFUNDING INTERNAL REVENUE COLLECTIONS, EXCISE TAXES . . . . .	20X0903	-295,137,527.22	-45,310,687.92
PAYMENT TO LAND AND WATER CONSERVATION FUND, HIGHWAY TRUST FUND . . . . .	20X8102	-31,000,000.00	-8,000,000.00
REFUNDS OF TAXES, HIGHWAY TRUST FUND . . . . .	20X8102	-152,035,115.67	-522,306.61

Table B - RECEIPTS BY SOURCE CATEGORIES

CLASSIFICATION	RECEIPT SYMBOL	BUDGET RECEIPTS F.Y. 1976	BUDGET RECEIPTS T.Q.
EXCISE TAXES-CONTINUED			
DEPOSITS, HIGHWAY TRUST FUND (23 USC 120) . . . . .	8102.1	5,596,185,101.35	1,684,582,761.34
REFUNDS OF TAXES, AIRPORT AND AIRWAY TRUST FUND . . .	20X8103	-1,882,648.96	-579,032.13
DEPOSITS, AIRPORT AND AIRWAY TRUST FUND (49 USC 1742) . . . . .	8103.1	939,812,857.43	277,479,543.05
TOTAL, EXCISE TAXES . . . . .		16,962,582,174.35	4,472,697,808.95
ESTATE AND GIFT TAXES			
ESTATE AND GIFT TAXES . . . . .	0153	5,307,465,523.75	1,485,246,782.59
REFUNDING INTERNAL REVENUE COLLECTIONS, ESTATE AND GIFT TAXES . . . . .	20X0903	-91,236,134.43	-30,654,352.47
TOTAL, ESTATE AND GIFT TAXES . . . . .		5,216,229,389.32	1,454,592,430.12
CUSTOMS DUTIES			
CUSTOMS DUTIES (SEE TABLE F) . . . . .	0310	2,918,718,323.81	867,048,021.55
30 PERCENT OF CUSTOMS DUTIES, FUNDS FOR STRENGTHENING MARKETS, INCOME, AND SUPPLY (SECTION 32) (7 USC 612C) . . . . .	5209	1,262,558,026.78	375,724,032.59
70 PERCENT OF CUSTOMS DUTIES ON WOOL, REIMBURSEMENT FOR COSTS OF NATIONAL WOOL ACT (7 USC 1784) . . . . .	5210	27,250,405.34	- - - - -
REFUNDS AND DRAWBACKS, UNITED STATES CUSTOMS SERVICE . . . . .	20X0603	-134,350,705.55	-30,599,389.96
TOTAL, CUSTOMS DUTIES . . . . .		4,074,176,050.38	1,212,172,664.18
MISCELLANEOUS RECEIPTS			
MISCELLANEOUS TAXES			
FEDERAL TAX WITHHELD FROM PAYMENTS TO NONRESIDENT ALIENS (SUSPENSE) . . . . .	F0109	18,273.37	29,838.75
MISCELLANEOUS TAXES, NOT OTHERWISE CLASSIFIED . . .	0199	11,336,123.74	4,329,363.83
DEPOSITS, DUTIES AND TAXES, PUERTO RICO, UNITED STATES CUSTOMS SERVICE (48 USC 740) . . . .	5687	61,214,665.65	21,521,559.15
DEPOSITS, DUTIES AND TAXES, VIRGIN ISLANDS, UNITED STATES CUSTOMS SERVICE (48 USC 1406 H) . . .	5692	136,073,317.47	35,429,199.28
DEPOSITS, OFFICE OF THE COMPTROLLER FOR GUAM, TERRITORIAL AFFAIRS (48 USC 1422D) . . . . .	5739	600,000.00	- - - - -
TOTAL, MISCELLANEOUS TAXES . . . . .		209,242,380.23	61,309,961.01
RECEIPTS FROM MONETARY POWER			
DEPOSIT OF EARNINGS, FEDERAL RESERVE SYSTEM . . . .	0650	5,450,824,021.06	1,500,458,536.91
TOTAL, DEPOSIT OF EARNINGS, FEDERAL RESERVE SYSTEM . . . . .		5,450,824,021.06	1,500,458,536.91
TOTAL, RECEIPTS FROM MONETARY POWER . . . . .		5,450,824,021.06	1,500,458,536.91
FEES FOR REGULATORY AND JUDICIAL SERVICES			
IMMIGRATION, PASSPORT AND CONSULAR FEES . . . . .	0830	50,910,200.16	13,404,342.00
TOTAL, IMMIGRATION, PASSPORT AND CONSULAR FEES . . . . .		50,910,200.16	13,404,342.00
PATENT AND COPYRIGHT FEES . . . . .	0840	28,303,592.45	10,460,571.37
TOTAL, PATENT AND COPYRIGHT FEES . . . . .		28,303,592.45	10,460,571.37

Table B - RECEIPTS BY SOURCE CATEGORIES

CLASSIFICATION	RECEIPT SYMBOL	BUDGET RECEIPTS F.Y. 1976	BUDGET RECEIPTS T.Q.
MISCELLANEOUS RECEIPTS-CONTINUED			
REGISTRATION AND FILING FEES:			
REGISTRATION AND FILING FEES . . . . .	0850	143,261,737.84	21,755,681.24
INTERSTATE LAND SALES FUND, HOUSING AND URBAN DEVELOPMENT (15 USC 1704 (b)) . . . . .	5270	329,423.65	128,853.96
TOTAL, REGISTRATION AND FILING FEES . . . . .		143,591,161.49	21,884,535.20
FEES FOR LEGAL AND JUDICIAL SERVICES:			
CHARGES FOR EXPENSES, SETTLEMENT OF INTERNATIONAL CLAIMS . . . . .	0861	422,701.80	104,100.00
DEDUCTIONS FROM AWARDS OF MIXED CLAIMS COMMISSION, UNITED STATES AND GERMANY . . . . .	0862	19,407.09	4.62
FEES FOR LEGAL AND JUDICIAL SERVICES, NOT OTHERWISE CLASSIFIED . . . . .	0869	7,683,535.58	1,439,483.76
REFEREES' SALARY AND EXPENSE FUND (11 USC 63) . . . . .	5040	20,384,520.15	5,303,536.97
HYDRAULIC MINING IN CALIFORNIA, TAX, DEBRIS RESERVOIRS . . . . .	5066.1	48,000.00	- - - - -
TOTAL, FEES FOR LEGAL AND JUDICIAL SERVICES . . . . .		28,558,164.62	6,847,125.35
PETROLEUM AND PETROLEUM PRODUCTS IMPORT FEES:			
FEES FOR LICENSES TO IMPORT PETROLEUM AND PETROLEUM PRODUCTS . . . . .	0880	220,222,862.46	1,670,102,944.47
FEES FOR LICENSES TO IMPORT PETROLEUM AND PETROLEUM PRODUCTS HELD FROM AUGUST 11, 1975 UNTIL ADJUDICATED BY COURT ORDER, FEDERAL ENERGY ADMINISTRATION . . . . .	6088	1,670,102,944.47	-1,670,102,944.47
PAYMENTS TO U.S. VIRGIN ISLANDS AND PUERTO RICO, FEDERAL ENERGY ADMINISTRATION 89 STAT 177 . . . . .	5816	4,802,470.79	- - - - -
TOTAL, PETROLEUM AND PETROLEUM PRODUCTS IMPORT FEES . . . . .		1,895,128,277.72	- - - - -
MISCELLANEOUS FEES FOR REGULATORY AND JUDICIAL SERVICES, NOT OTHERWISE CLASSIFIED:			
MISCELLANEOUS FEES FOR REGULATORY AND JUDICIAL SERVICES, NOT OTHERWISE CLASSIFIED . . . . .	0890	26,152,273.39	4,783,697.35
LICENSES UNDER FEDERAL POWER ACT, IMPROVEMENTS OF NAVIGABLE WATER (100 PERCENT) (16 USC 810) . . . . .	5012	-68,953.00	68,953.00
DEPOSITS, PERISHABLE AGRICULTURAL COMMODITIES ACT FUND (7 USC 499C (B)) . . . . .	5070	1,675,123.84	443,286.71
LICENSES UNDER FEDERAL POWER ACT FROM PUBLIC LANDS AND NATIONAL FORESTS, PAYMENT TO STATES (37-1/2 PERCENT)(16 USC 810) . . . . .	5105	107,084.39	11.37
LICENSES UNDER FEDERAL POWER ACT, IMPROVEMENT OF NAVIGABLE WATERS, MAINTENANCE AND OPERATION OF DAMS, ETC. . . . .	5125	2,752,395.78	- - - - -
MIGRATORY BIRD HUNTING STAMPS (16 USC 718D) . . . . .	5137	13,929,801.00	3,541,077.90
TOTAL, MISCELLANEOUS FEES FOR REGULATORY AND JUDICIAL SERVICES NOT OTHERWISE CLASSIFIED . . . . .		44,547,725.40	8,837,026.33
TOTAL, FEES FOR REGULATORY AND JUDICIAL SERVICES . . . . .		2,191,039,121.84	61,433,600.25
FINES, PENALTIES, AND FORFEITURES			
FINES, PENALTIES, AND FORFEITURES, AGRICULTURAL LAWS . . . . .	1010	844,673.42	165,108.83
TOTAL, FINES, PENALTIES, AND FORFEITURES, AGRICULTURAL LAWS . . . . .		844,673.42	165,108.83
FINES, PENALTIES, AND FORFEITURES, ECONOMIC STABILIZATION LAWS . . . . .	1020	1,495,607.46	366,775.89
TOTAL, FINES, PENALTIES AND FORFEITURES, ECONOMIC STABILIZATION LAWS . . . . .		1,495,607.46	366,775.89

Table B - RECEIPTS BY SOURCE CATEGORIES

CLASSIFICATION	RECEIPT SYMBOL	BUDGET RECEIPTS F.Y. 1976	BUDGET RECEIPTS T.Q.
MISCELLANEOUS RECEIPTS-CONTINUED			
FINES, PENALTIES, AND FORFEITURES-CONTINUED			
FINES, PENALTIES, AND FORFEITURES, IMMIGRATION AND LABOR LAWS . . . . .	1030	10,961,659.82	3,004,706.44
TOTAL, FINES, PENALTIES AND FORFEITURES, IMMIGRATION AND LABOR LAWS . . . . .		10,961,659.82	3,004,706.44
FINES, PENALTIES, AND FORFEITURES, CUSTOMS, COMMERCE AND ANTITRUST LAWS:			
FINES, PENALTIES, AND FORFEITURES, CUSTOMS, COMMERCE AND ANTITRUST LAWS . . . . .	1040	22,400,672.61	5,316,364.66
OIL POLLUTION FUND, COAST GUARD (33 USC 1161 (K))	5168	2,899,488.87	751,298.99
PROCEEDS OF SALES OF UNCLAIMED, ABANDONED, AND SEIZED GOODS, UNITED STATES CUSTOMS SERVICE (19 USC 1491, 1493) . . . . .	8789	3,828,217.87	816,886.82
TOTAL, FINES, PENALTIES, AND FORFEITURES, CUSTOMS, COMMERCE AND ANTITRUST LAWS . . . . .		29,128,379.35	6,864,550.47
FINES, PENALTIES, AND FORFEITURES, NARCOTIC, PROHIBITION AND ALCOHOL LAWS . . . . .	1050	1,488,741.78	223,603.17
TOTAL, FINES, PENALTIES, AND FORFEITURES, NARCOTIC, PROHIBITION AND ALCOHOL LAWS . . . . .		1,488,741.78	223,603.17
FORFEITURES OF UNCLAIMED MONEY AND PROPERTY:			
FORFEITURES OF UNCLAIMED MONEY AND PROPERTY . . . . .	1060	2,147,878.80	9,784,451.97
RECEIPTS UNDER LONGSHOREMEN'S AND HARBOR WORKERS' COMPENSATION ACT, AS AMENDED (33 USC 944) . . . . .	8130.1	3,257,237.06	48,351.43
RECEIPTS UNDER WORKMEN'S COMPENSATION ACT, WITHIN THE DISTRICT OF COLUMBIA (33 USC 944) . . . . .	8134.1	883,665.97	21,691.97
DEPOSITS, GENERAL POST FUND, NATIONAL HOMES, VETERANS ADMINISTRATION (38 USC 5101-5227) . . . . .	8180.1	4,754,314.71	1,165,702.24
ESTATES OF DECEASED SOLDIERS AND AIRMEN, SOLDIERS' AND AIRMEN'S HOME . . . . .	8930.3	14,840.46	- - - - -
TOTAL, FORFEITURES OF UNCLAIMED MONEY AND PROPERTY . . . . .		11,057,937.00	11,020,197.61
FINES, PENALTIES, AND FORFEITURES, MINING ENFORCEMENT AND SAFETY ADMINISTRATION . . . . .	1080	9,136,087.26	2,329,475.92
TOTAL, FINES, PENALTIES, AND FORFEITURES, FEDERAL COAL MINE HEALTH AND SAFETY LAWS . . . . .		9,136,087.26	2,329,475.92
MISCELLANEOUS FINES, PENALTIES, AND FORFEITURES:			
FINES, PENALTIES, AND FORFEITURES, NOT OTHERWISE CLASSIFIED . . . . .	1099	26,444,535.36	7,340,339.97
FINES, PENALTIES, AND FORFEITURES, INDIAN TRIBAL FUNDS (31 USC 66B; 31 USC 7255) . . . . .	8365.31	678,926.57	43,023.16
STOPPAGES, FINES, AND FORFEITURES, . . . . .	8930.4	3,063,999.37	567,674.48
TOTAL, MISCELLANEOUS FINES, PENALTIES AND FORFEITURES . . . . .		30,187,461.30	7,951,037.61
TOTAL, FINES, PENALTIES AND FORFEITURES . . . . .		94,300,547.39	31,945,455.94

Table B - RECEIPTS BY SOURCE CATEGORIES

CLASSIFICATION	RECEIPT SYMBOL	BUDGET RECEIPTS F.Y. 1976	BUDGET RECEIPTS T.Q.
MISCELLANEOUS RECEIPTS-CONTINUED			
WAR REPARATIONS AND RECOVERIES UNDER MILITARY OCCUPATION			
RECOVERIES UNDER MILITARY OCCUPATION . . . . .	1125	10,106,699.24	-4,534,367.00
RECOVERIES, GOVERNMENT OPERATIONS IN OCCUPIED AREAS, JAPAN . . . . .	1126	55,000,000.00	5,773,678.11
TOTAL, WAR REPARATIONS AND RECOVERIES UNDER MILITARY OCCUPATION . . . . .		65,106,699.24	1,239,311.11
GIFTS AND CONTRIBUTIONS			
CONTRIBUTIONS TO 'CONSCIENCE FUND' . . . . .	1210	65,963.13	26,343.25
TOTAL, CONTRIBUTIONS TO 'CONSCIENCE FUND' . . . . .		65,963.13	26,343.25
GIFTS:			
GIFTS, FEDERAL SUPPLEMENTARY MEDICAL INSURANCE TRUST FUND (42 USC 1395T) . . . . .	8004.42	2,483.40	- - - - -
GIFTS, FEDERAL HOSPITAL INSURANCE TRUST FUND (42 USC 1395I) . . . . .	8005.42	13,334.41	- - - - -
GIFTS, FEDERAL OLD-AGE AND SURVIVORS INSURANCE . . . . .	8006.42	33,680.44	7,517.80
GIFTS, FEDERAL DISABILITY INSURANCE TRUST FUND . . . . .	8007.42	- - - - -	100.00
CONTRIBUTIONS TO OFFICE OF NAVAL RECORDS AND HISTORY FUND (10 USC 7222) . . . . .	8008.1	126,664.77	- - - - -
CONTRIBUTIONS, NATIONAL COMMISSION ON THE OBSERVANCE OF INTERNATIONAL WOMEN'S YEAR, 1975 . . . . .	8024	- - - - -	685.70
CONTRIBUTIONS TO LIBRARY OF CONGRESS GIFT FUND (2 USC 160) . . . . .	8031	1,968,545.95	297,733.57
CONTRIBUTIONS TO LIBRARY OF CONGRESS TRUST FUND, PERMANENT LOAN ACCOUNT (2 USC 158) . . . . .	8032.1	25,275.00	2,660.00
CONTRIBUTIONS TO INVESTMENT ACCOUNT, LIBRARY OF CONGRESS TRUST FUND 2 USC 158 . . . . .	8032.3	2,221.94	-2,660.00
DONATIONS TO NATIONAL PARK SERVICE (16 USC 6) . . . . .	8037	1,111,592.06	408,332.01
GIFTS AND DONATIONS, NATIONAL FOUNDATION ON THE ARTS AND THE HUMANITIES (20 USC 959) . . . . .	8040	7,577,937.46	1,732,753.92
DONATIONS, BUREAU OF OUTDOOR RECREATION (16 USC 460L-1 (H)) . . . . .	8058	573.42	- - - - -
CONTRIBUTION FOR JEFFERSON NATIONAL EXPANSION MEMORIAL (16 USC 450 JJ) . . . . .	8068	291,407.00	- - - - -
DONATIONS, AMERICAN REVOLUTION BICENTENNIAL ADMINISTRATION (80 STAT. 261) . . . . .	8091	5,762.60	- - - - -
CONTRIBUTIONS AND DONATIONS, OFFICE OF TECHNOLOGY ASSESSMENT 2 USC 475 A 31 USC 725 . . . . .	8094	25.00	- - - - -
DEPOSITS, CANAL ZONE BIOLOGICAL AREA FUND			
CONTRIBUTIONS, ADVISORY COMMISSION ON INTERGOVERNMENTAL RELATIONS (42 USC 4279) . . . . .	8155.1	35,416.00	- - - - -
(20 USC 79D) . . . . .	8190	43,922.35	11,607.25
DONATIONS, NATIONAL ARCHIVES GIFT FUND (44 USC 2305) . . . . .	8197.1	175,091.67	32,820.37
CITIZENS FUND FOR POLLUTION CONTROL ACTIVITIES (42 USC 219) . . . . .	8220	66.00	- - - - -

Table B -- RECEIPTS BY SOURCE CATEGORIES

CLASSIFICATION	RECEIPT SYMBOL	BUDGET RECEIPTS F.Y. 1976	BUDGET RECEIPTS T.Q.
MISCELLANEOUS RECEIPTS--CONTINUED			
GIFTS AND CONTRIBUTIONS--CONTINUED			
GIFTS--CONTINUED			
CONTRIBUTIONS TO NATIONAL INSTITUTES OF HEALTH UNCONDITIONAL GIFT FUND (42 USC 219) . . . . .	8248.1	16,116.52	3,035.29
CONTRIBUTIONS TO PUBLIC HEALTH SERVICE UNCONDITIONAL GIFT FUND (42 USC 219) . . . . .	8249.1	33,762.27	2,786.34
CONTRIBUTIONS TO NATIONAL INSTITUTES OF HEALTH CONDITIONAL GIFT FUND (42 USC 219) . . . . .	8253.1	117,890.30	1,000.00
CONTRIBUTIONS TO PUBLIC HEALTH SERVICE CONDITIONAL GIFT FUND (42 USC 219) . . . . .	8254.1	168,497.86	41,448.99
CONTRIBUTIONS FOR HIGHWAY RESEARCH PROGRAM (23 USC 307) . . . . .	8264	604,395.00	- - - - -
GIFTS AND BEQUESTS, COMMERCE (15 USC 1522) . . . . .	8501.1	116,295.27	35,670.52
DEPOSITS, COAST GUARD GENERAL GIFT FUND (10 USC 2601) . . . . .	8533	8,581.00	1,395.00
DEPOSITS, PATIENTS' BENEFIT FUND, SAINT ELIZABETHS HOSPITAL, ALCOHOL, DRUG ABUSE, AND MENTAL HEALTH ADMINISTRATION (24 USC 165) . . . . .	8559	8,922.04	1,075.00
FUNDS CONTRIBUTED FOR THE ADVANCEMENT OF THE INDIAN RACE, BUREAU OF INDIAN AFFAIRS (25 USC 451) . . . . .	8563.1	516,028.59	209,187.51
CONTRIBUTIONS, SPECIAL INTERNATIONAL EXHIBITIONS, UNITED STATES INFORMATION AGENCY . . . . .	8564.1	44,665.06	- - - - -
UNCONDITIONAL GIFTS, UNITED STATES INFORMATION AGENCY . . . . .	8564.3	- - - - -	5,000.00
CONTRIBUTIONS, AMERICAN BATTLE MONUMENTS COMMISSION (36 USC 128) . . . . .	8569	18,157.17	194,500.61
CONTRIBUTIONS, EDUCATIONAL AND CULTURAL EXCHANGE, UNITED STATES INFORMATION AGENCY (22 USC 2455 (J)) . . . . .	8570	24,574.77	- - - - -
CONTRIBUTIONS, EDUCATIONAL AND CULTURAL EXCHANGE (22 USC 2455 (F)) . . . . .	8580	58,486.06	25,641.00
DEPOSITS, DEPARTMENT OF THE NAVY GENERAL GIFT FUND (10 USC 2601) . . . . .	8716.1	115,317.96	13,788.00
CONTRIBUTIONS TO UNITED STATES NAVAL ACADEMY MUSEUM FUND (10 USC 6974) . . . . .	8730.1	389,475.45	559,758.40
CONTRIBUTIONS TO UNITED STATES NAVAL ACADEMY GENERAL GIFT FUND (10 USC 6973) . . . . .	8733.1	91,702.45	40,127.97
GIFTS AND BEQUESTS, NATIONAL COMMISSION ON EDUCATIONAL, SCIENTIFIC, AND CULTURAL COOPERATION (22 USC 287Q) . . . . .	8812	54,632.55	19,649.86
DEPARTMENT OF STATE UNCONDITIONAL GIFT FUND (22 USC 809, 1046) . . . . .	8821	54,532.21	11,310.43
CONDITIONAL GIFT FUND, GENERAL, DEPARTMENT OF STATE (22 USC 809, 1046) . . . . .	8822.1	764,905.57	86,724.58
GIFTS AND DONATIONS, AGENCY FOR INTERNATIONAL DEVELOPMENT (22 USC 2395 (D)) . . . . .	8824	54.12	- - - - -
DEPOSITS, NATIONAL DEFENSE CONDITIONAL GIFT FUND (50 USC 1153, 1154) . . . . .	8886	23,917.97	- - - - -
DEPOSITS, PATIENTS' BENEFIT FUND, NATIONAL INSTITUTES OF HEALTH (42 USC 219) . . . . .	8888.1	57,406.79	12,767.67
DEPOSITS, PATIENTS' BENEFIT FUND, PUBLIC HEALTH SERVICE HOSPITALS (42 USC 219) . . . . .	8889.1	84,980.81	11,687.16
DRUG ABUSE PREVENTION AND CONTROL GIFT FUND . . . . .	8906	- - - - -	51.52
DEPOSITS, DEPARTMENT OF THE ARMY GENERAL GIFT FUND (10 USC 2601) . . . . .	8927.1	13,814.78	28,500.88
DEPOSITS, DEPARTMENT OF THE AIR FORCE GENERAL GIFT FUND (10 USC 2601) . . . . .	8928.1	336.29	- - - - -
DONATIONS TO NATIONAL SCIENCE FOUNDATION (42 USC 1870) . . . . .	8960	1,605,173.77	1,302,053.63
GIFTS AND DONATIONS, NATIONAL AERONAUTICS AND SPACE ADMINISTRATION (42 USC 2473) . . . . .	8980	9.00	35.00
GIFTS AND CONTRIBUTIONS, ACTION (22 USC 2509 (A) (3)) . . . . .	8981	56,316.41	11,458.26
GIFTS TO THE UNITED STATES, NOT OTHERWISE CLASSIFIED . . . . .	1299	754,538.75	174,112.06
CONTRIBUTIONS, OLIVER WENDELL HOLMES DEVISE FUND (69 STAT. 533) . . . . .	5075.1	20,167.32	5,000.00
GIFTS TO THE UNITED STATES FOR REDUCTION OF THE PUBLIC DEBT (31 USC 904) . . . . .	5080	210,637.67	54,731.61
TOTAL, GIFTS . . . . .		17,448,291.25	5,344,047.91
TOTAL, GIFTS AND CONTRIBUTIONS . . . . .		17,514,254.38	5,370,391.16

Table B - RECEIPTS BY SOURCE CATEGORIES

CLASSIFICATION	RECEIPT SYMBOL	BUDGET RECEIPTS F.Y. 1976	BUDGET RECEIPTS T.Q.
MISCELLANEOUS REFUNDS			
MISCELLANEOUS RECOVERIES AND REFUNDS			
REFUNDS UNDER RENEGOTIATION ACT . . . . .	47X0515	-788,212.97	-30,739.11
REFUNDS OF MONEYS ERRONEOUSLY RECEIVED AND COVERED . . . . .	20X1807	-784,469.39	<sup>2</sup> -49,878,989.18
TOTAL, MISCELLANEOUS RECOVERIES AND REFUNDS . . . . .		<u>-1,572,682.36</u>	<u>-49,909,728.29</u>
TOTAL, MISCELLANEOUS RECEIPTS . . . . .		<u>8,026,454,341.78</u>	<u>1,611,847,528.09</u>
TOTAL, BUDGET RECEIPTS . . . . .		<u>300,005,077,036.37</u>	<u>81,772,766,111.90</u>
PROPRIETARY RECEIPTS FROM THE PUBLIC		RECEIPTS OFFSET AGAINST OUTLAYS F.Y. 1976	RECEIPTS OFFSET AGAINST OUTLAYS T.Q.
GIFTS AND CONTRIBUTIONS			
GIFTS:			
INCOME FROM DONATED SECURITIES, LIBRARY OF CONGRESS TRUST FUND . . . . .	8032.21 <sup>3</sup>	29,650.99	16,857.05
GIFTS AND BEQUESTS, NATIONAL COMMISSION FOR MANPOWER POLICY 87 STAT 874 . . . . .	8131 <sup>3</sup>	62,500.00	-7,500.00
TOTAL, GIFTS . . . . .		<u>92,150.99</u>	<u>9,357.05</u>
TOTAL, GIFTS AND CONTRIBUTIONS . . . . .		<u>92,150.99</u>	<u>9,357.05</u>
INTEREST			
INTEREST ON LOANS TO STATES, MUNICIPALITIES, AND OTHER PUBLIC BODIES:			
INTEREST ON LOANS TO THE DISTRICT OF COLUMBIA . . . . .	1441	- - - - -	51,090,743.67
INTEREST ON LOANS TO NEW YORK CITY (89 STAT. 798) . . . . .	1443	5,502,579.56	7,128,012.54
INTEREST ON LOANS TO STATES, MUNICIPALITIES, AND OTHER PUBLIC BODIES, NOT OTHERWISE CLASSIFIED . . . . .	1449	8,324,522.41	3,135,723.65
TOTAL, INTEREST ON LOANS TO STATES, MUNICIPALITIES, AND OTHER PUBLIC BODIES . . . . .		<u>13,827,101.97</u>	<u>61,354,479.86</u>
INTEREST ON DOMESTIC LOANS TO INDIVIDUALS AND PRIVATE ORGANIZATIONS:			
INTEREST ON RURAL ELECTRIFICATION ADMINISTRATION LOANS . . . . .	1451	2,329,339.34	2,239,922.10
INTEREST ON OTHER LOANS TO INDIVIDUALS AND PRIVATE ORGANIZATIONS . . . . .	1453	1,780,056.86	330,746.88
INTEREST ON LOANS TO DEFENSE CONTRACTORS . . . . .	1454	6,643,532.92	- - - - -
TOTAL, INTEREST ON DOMESTIC LOANS TO INDIVIDUALS AND PRIVATE ORGANIZATIONS . . . . .		<u>10,752,929.12</u>	<u>2,570,668.98</u>
INTEREST ON FOREIGN LOANS AND DEFERRED PAYMENTS:			
INTEREST ON LOANS TO UNITED KINGDOM . . . . .	1461	58,978,782.95	- - - - -
INTEREST PAYMENT ON SURPLUS PROPERTY LOANS IN FOREIGN AREAS, DOLLAR PROCEEDS FROM THE CONVERSION OF FOREIGN CURRENCIES, TREASURY . . . . .	1462	521,799.55	498,965.67
INTEREST ON QUOTA IN INTERNATIONAL MONETARY FUND (ARTICLE V, SECTION 9) . . . . .	1463	9,508,042.00	- - - - -
INTEREST ON DEFERRED FOREIGN COLLECTIONS OR PAYMENTS . . . . .	1464	10,526,938.65	1,476,343.13
INTEREST PAYMENTS BY GREECE, WORLD WAR I DEBT . . . . .	1465	251,826.73	- - - - -
INTEREST ON LOANS, FOREIGN ASSISTANCE ACT OF 1961 . . . . .	1466	186,861,525.19	86,791,348.95
INTEREST ON SURPLUS PROPERTY LOANS IN FOREIGN AREAS, TREASURY . . . . .	1467	2,365,152.10	1,445,486.53

Table B -- RECEIPTS BY SOURCE CATEGORIES

CLASSIFICATION	RECEIPT SYMBOL	RECEIPTS OFFSET AGAINST OUTLAYS F.Y. 1976	RECEIPTS OFFSET AGAINST OUTLAYS T.Q.
INTEREST-CONTINUED			
INTEREST ON FOREIGN LOANS AND DEFERRED PAYMENTS CONTINUED			
INTEREST ON FOREIGN MILITARY CREDIT SALES . . . . .	1468	78,128,641.24	29,488,721.32
INTEREST PAYMENTS BY FINLAND, WORLD WAR I DEBT (22 USC 2455 (E)) . . . . .	5149.2	2,863,017.50	-47,530.00
TOTAL, INTEREST ON FOREIGN LOANS AND DEFERRED PAYMENTS . . . . .		350,005,725.91	119,653,335.60
INTEREST ON PUBLIC DEPOSITS . . . . .	1482	10,899,246.82	8,446,858.22
TOTAL, INTEREST ON PUBLIC DEPOSITS . . . . .		10,899,246.82	8,446,858.22
MISCELLANEOUS INTEREST COLLECTIONS:			
INTEREST ON DEPOSITS FOR FEES FOR LICENSES TO IMPORT PETROLEUM AND PETROLEUM PRODUCTS HELD FROM AUGUST 11, 1975 UNTIL ADJUDICATED BY COURT ORDER, FEDERAL ENERGY ADMINISTRATION . . . . .	6088	61,613,589.48	- 61,613,589.48
MISCELLANEOUS INTEREST COLLECTIONS, NOT OTHERWISE CLASSIFIED . . . . .	1499	6,458,451.22	69,400,867.41
MISCELLANEOUS INTEREST, RECLAMATION FUND, INTERIOR (43 USC 391A) . . . . .	5000.21	2,058,075.17	221,219.99
MISCELLANEOUS INTEREST, FEDERAL OLD-AGE AND SURVIVORS INSURANCE TRUST FUND (42 USC 401) . . . . .	8006.29	3,055,938.00	- - - - -
MISCELLANEOUS INTEREST, HIGHWAY TRUST FUND (31 USC 66B) . . . . .	8102.29	42,757.08	- - - - -
INTEREST, OTHER (31 USC 66B) . . . . .	8365.22	66,482,091.53	25,371,054.64
TOTAL, MISCELLANEOUS INTEREST COLLECTIONS . . . . .		139,710,902.48	33,379,552.56
TOTAL, INTEREST . . . . .		525,195,906.30	225,404,895.22
DIVIDENDS AND OTHER EARNINGS			
GAIN BY EXCHANGE . . . . .	1680	49,925.64	12,005,168.38
TOTAL, GAIN BY EXCHANGE . . . . .		49,925.64	12,005,168.38
MISCELLANEOUS DIVIDENDS AND EARNINGS, NOT OTHERWISE CLASSIFIED . . . . .	1699	71,573.31	26,098.30
TOTAL, MISCELLANEOUS DIVIDENDS AND EARNING, NOT OTHERWISE CLASSIFIED . . . . .		71,573.31	26,098.30
TOTAL, DIVIDENDS AND OTHER EARNINGS . . . . .		121,498.95	12,031,266.68
RENT, INCLUDING BONUSES			
RENT AND BONUSES FROM LAND:			
RENT AND BONUSES FROM LAND LEASES FOR RESOURCE EXPLORATION AND EXTRACTION . . . . .	1811	13,108,742.11	8,673,497.70
RENT OF LAND, NOT OTHERWISE CLASSIFIED . . . . .	1812	17,361,444.10	4,329,437.27
RENT OF LAND, RECLAMATION FUND, INTERIOR (43 USC 391A) . . . . .	5000.23	1,381,935.77	54,063.19
RENT OF LAND, NATIONAL FORESTS FUND (16 USC 471) . . . . .	5008.2	1,140,356.80	-11,964,766.61
RECEIPTS FROM GRAZING, ETC., PUBLIC LANDS OUTSIDE GRAZING DISTRICTS, BUREAU OF LAND MANAGEMENT (43 USC 3151) . . . . .	5016	1,193,265.76	-101,363.45
RECEIPTS FROM GRAZING, ETC., PUBLIC LANDS WITHIN GRAZING DISTRICTS, BUREAU OF LAND MANAGEMENT (43 USC 3151) . . . . .	5032	2,530,689.75	-2,727,849.78
RECEIPTS FROM GRAZING, ETC., PUBLIC LANDS WITHIN GRAZING DISTRICTS, MISCELLANEOUS, BUREAU OF LAND MANAGEMENT (43 USC 315) . . . . .	5044	-1,635.47	-18,625.24



Table B - RECEIPTS BY SOURCE CATEGORIES

CLASSIFICATION	RECEIPT SYMBOL	RECEIPTS OFFSET AGAINST OUTLAYS F.Y. 1976	RECEIPTS OFFSET AGAINST OUTLAYS T.Q.
RENT, INCLUDING BONUSES-CONTINUED			
RENT AND BONUSES FROM LAND-CONTINUED			
RECEIPTS FROM LEASES OF LANDS ACQUIRED FOR FLOOD CONTROL, NAVIGATION, AND ALLIED PURPOSES (33 USC 701C-3) . . . . .	5090	4,297,097.93	1,569,551.76
RENT OF LAND, NATIONAL FORESTS FUND, PAYMENTS TO STATES (16 USC 500) . . . . .	5201.2	5,171,902.65	5,336,948.97
RENT OF LAND, NATIONAL FORESTS FUND, ROADS AND TRAILS FOR STATES (16 USC 501) . . . . .	5203.2	2,115,380.89	2,134,790.28
RENT OF LAND, RECEIPTS FOR ACQUISITION OF NATIONAL FORESTS LANDS UNDER SPECIAL ACTS (58 STAT. 227) . . . . .	5208.2	9,484.44	-22,003.84
RENT OF LAND, DEPOSITS FOR PAYMENTS TO SCHOOL FUNDS, ARIZONA AND NEW MEXICO (36 STAT. 562, 573) . . . . .	5211.2	4,525.83	7,150.81
FEES FROM LEASED FEDERALLY ACQUIRED PROPERTIES, INDEPENDENCE NATIONAL HISTORICAL PARK (16 USC 4075) . . . . .	5667	12,320.32	3,679.99
RENT OF LAND, RECEIPTS FROM NATIONAL GRASSLANDS (7 USC 1012) . . . . .	5896.2	2,250,915.15	685,438.65
RENT OF LAND, INDIAN TRIBAL FUNDS (31 USC 668; 31 USC 725S) . . . . .	8365.32	12,559,422.42	3,370,168.31
TOTAL, RENT AND BONUSES FROM LAND . . . . .		<u>63,135,848.45</u>	<u>11,330,118.01</u>
RENT OF REAL PROPERTY, NOT OTHERWISE CLASSIFIED . . . . .	1830	21,056,488.49	4,776,933.73
TOTAL, RENT OF REAL PROPERTY, NOT OTHERWISE CLASSIFIED . . . . .		<u>21,056,488.49</u>	<u>4,776,933.73</u>
RENT OF EQUIPMENT AND OTHER PERSONAL PROPERTY . . . . .	1840	20,949,750.79	137,123.28
TOTAL, RENT OF EQUIPMENT AND OTHER PERSONAL PROPERTY . . . . .		<u>20,949,750.79</u>	<u>137,123.28</u>
TOTAL, RENT, INCLUDING BONUSES . . . . .		<u>105,142,087.73</u>	<u>16,244,175.02</u>
ROYALTIES			
MISCELLANEOUS ROYALTIES ON NATURAL RESOURCES:			
ROYALTIES ON NATURAL RESOURCES, NOT OTHERWISE CLASSIFIED . . . . .	2039	25,115,991.41	12,822,605.97
ROYALTIES ON NATURAL RESOURCES, RECLAMATION FUND, INTERIOR (43 USC 391A) . . . . .	5000.24	166,499,051.78	108,774,496.59
RECEIPTS FROM MINERAL LEASING, PUBLIC LANDS (ACT FEBRUARY 25, 1920, AS AMENDED) (30 USC 191, 286) . . . . .	5003	133,994,417.69	-64,515,379.00
MONEYS DUE OKLAHOMA FROM ROYALTIES, OIL AND GAS, SOUTH HALF OF RED RIVER, ACT MARCH 4, 1923, AS AMENDED (65 STAT. 252) . . . . .	5134	1,961.47	8,163.16
ROYALTIES FROM CHARACTER MERCHANDISING, FOREST SERVICE . . . . .	5214	229,827.17	37,404.45
MINERAL INCOME, REVENUES FROM PUBLIC LANDS, ALASKA NATIVE FUND (43 USC 1605, 1608) . . . . .	5364.1	-31,596.23	- - - - -
MINERAL INCOME, REVENUES FROM STATE OF ALASKA, ALASKA NATIVE FUND (43 USC 1605, 1608) . . . . .	5364.2	- 208,163.95	- - - - -
DEPOSITS, MINERAL LEASING OF ACQUIRED LANDS SET APART FOR INDIAN USE (30 USC 355) . . . . .	5646	-2,824,826.32	- - - - -
ROYALTIES, INDIAN TRIBAL FUNDS (31 USC 668; 31 USC 725S) . . . . .	8365.33	54,244,946.19	13,061,675.79
TOTAL, MISCELLANEOUS ROYALTIES ON NATURAL RESOURCES . . . . .		<u>377,021,609.21</u>	<u>70,188,966.96</u>
ROYALTIES ON PATENTS, TRADEMARKS, AND COPYRIGHTS . . . . .	2040	3,405,074.60	-931,090.80
TOTAL, ROYALTIES ON PATENTS AND COPYRIGHTS . . . . .		<u>3,405,074.60</u>	<u>-931,090.80</u>
TOTAL, ROYALTIES . . . . .		<u>380,426,683.81</u>	<u>69,257,876.16</u>

Table B - RECEIPTS BY SOURCE CATEGORIES

CLASSIFICATION	RECEIPT SYMBOL	RECEIPTS OFFSET AGAINST OUTLAYS F.Y. 1976	RECEIPTS OFFSET AGAINST OUTLAYS T.Q.
SALE OF PRODUCTS			
SALE OF AGRICULTURAL PRODUCTS, LIVESTOCK AND LIVESTOCK PRODUCTS:			
SALE OF AGRICULTURAL PRODUCTS, LIVESTOCK AND LIVESTOCK PRODUCTS . . . . .	2210	1,124,402.70	52,907.17
TOTAL, SALE OF AGRICULTURAL PRODUCTS, LIVESTOCK AND LIVESTOCK PRODUCTS . . . . .		<u>1,124,402.70</u>	<u>52,907.17</u>
SALE OF TIMBER, WILDLIFE AND OTHER NATURAL LAND PRODUCTS:			
NATIONAL FORESTS FUND (GENERAL) . . . . .	2221	230,729,227.62	281,344,885.47
SALE OF TIMBER, WILDLIFE AND OTHER NATURAL LAND PRODUCTS, NOT OTHERWISE CLASSIFIED . . . . .	2229	26,494,046.52	19,806,294.25
SALE OF TIMBER AND OTHER PRODUCTS, RECLAMATION FUND, INTERIOR (43 USC 391A) . . . . .	5000.25	5,229,985.08	3,442,078.62
SALE OF TIMBER AND OTHER PRODUCTS, NATIONAL FORESTS FUND (16 USC 471) . . . . .	5008.3	80,774,178.25	-237,119,747.50
NATIONAL WILDLIFE REFUGE FUND, UNITED STATES FISH AND WILDLIFE SERVICE (16 USC 715S) . . . . .	5091	4,837,074.72	1,216,752.34
PROCEEDS FROM SALES, WATER RESOURCE DEVELOPMENT PROJECTS, UNITED STATES FISH AND WILDLIFE SERVICE (16 USC 460D) . . . . .	5092	56,538.65	58,812.19
PRIBILOF ISLANDS FUND (16 USC 1187) . . . . .	5117	1,627,306.30	- - - - -
SALE OF TIMBER AND OTHER PRODUCTS FROM THE REVESTED OREGON AND CALIFORNIA GRANT LANDS (25 PERCENT) (87 STAT. 429) . . . . .	5136	25,103,593.85	19,325,661.65
SALE OF TIMBER AND OTHER PRODUCTS, NATIONAL FORESTS FUND, PAYMENTS TO STATES (16 USC 500) . . . . .	5201.3	80,897,681.59	103,340,847.34
SALE OF TIMBER AND OTHER PRODUCTS, NATIONAL FORESTS FUND, ROADS AND TRAILS FOR STATES (16 USC 501) . . . . .	5203.3	33,088,289.03	47,336,546.03
DEPOSITS, BRUSH DISPOSAL (16 USC 490) . . . . .	5206	28,906,310.25	10,645,307.41
SALE OF TIMBER AND OTHER PRODUCTS, RECEIPTS FOR ACQUISITION OF NATIONAL FORESTS LANDS UNDER SPECIAL ACTS (58 STAT. 227) . . . . .	5208.3	148,353.42	- - - - -
SALE OF TIMBER AND OTHER PRODUCTS, DEPOSITS FOR PAYMENTS TO SCHOOL FUNDS, ARIZONA AND NEW MEXICO (36 STAT. 562, 573) . . . . .	5211.3	70,791.95	138,463.22
NATIONAL FORESTS FUND, PAYMENT TO MINNESOTA (COOK, LAKE, AND SAINT LOUIS COUNTIES) (16 USC 577G, 577G-1) . . . . .	5213	259,038.49	259,038.49
OREGON AND CALIFORNIA LAND-GRANT FUND (43 USC 1181D) . . . . .	5882	17,827,345.34	-18,176,562.04
DEPOSITS, OREGON AND CALIFORNIA GRANT LANDS (43 USC 1181F) . . . . .	5884	50,207,187.66	38,651,323.30
SALE OF TIMBER AND OTHER PRODUCTS, RECEIPTS FROM NATIONAL GRASSLANDS (7 USC 1012) . . . . .	5896.3	-3,560.69	1,142.49
COOS BAY WAGON ROAD GRANT FUND (43 USC 1181D) . . . . .	5897	-850,243.11	2,341,324.32
DEPOSITS, COOS BAY WAGON ROAD GRANT LANDS, 75 PERCENT FUND (43 USC 1181D) . . . . .	5898	3,827,439.53	1,385,683.62
SALE OF TIMBER, INDIAN TRIBAL FUNDS (31 USC 668; 31 USC 725S) . . . . .	8365.34	34,100,510.32	14,775,172.76
TOTAL, SALE OF TIMBER, WILDLIFE AND OTHER NATURAL LAND PRODUCTS . . . . .		<u>623,331,094.77</u>	<u>288,773,023.96</u>
SALE OF MINERALS AND MINERAL PRODUCTS:			
SALE OF MINERALS AND MINERAL PRODUCTS . . . . .	2230	5,615,540.24	1,250.25
RECEIPTS FROM MINERAL DEPOSITS, LANDS PURCHASED FOR INDIANS IN OKLAHOMA, ACT JUNE 26, 1936 (25 USC 507) . . . . .	5235	3,774.26	4,529.79
SALE OF MINERALS, INDIAN TRIBAL FUNDS (31 USC 668; 31 USC 725S) . . . . .	8365.35	3,331,697.54	221,712.25
TOTAL, SALE OF MINERALS AND MINERAL PRODUCTS . . . . .		<u>8,951,012.04</u>	<u>227,492.29</u>

Table B - RECEIPTS BY SOURCE CATEGORIES

CLASSIFICATION	RECEIPT SYMBOL	RECEIPTS OFFSET AGAINST OUTLAYS F.Y. 1976	RECEIPTS OFFSET AGAINST OUTLAYS T.Q.
SALE OF PRODUCTS-CONTINUED			
SALE OF POWER AND OTHER UTILITIES:			
SALE AND TRANSMISSION OF ELECTRIC ENERGY, BONNEVILLE POWER ADMINISTRATION . . . . .	2241	10,704.75	2,836.67
SALE OF ELECTRIC ENERGY, BONNEVILLE POWER ADMINISTRATION, RECLAMATION FUND, INTERIOR (43 USC 391A) . . . . .	5000.26	1,500,000.00	1,852,000.00
SALE AND TRANSMISSION OF ELECTRIC ENERGY, EKLUTNA PROJECT, ALASKA . . . . .	2242	1,577,871.05	231,712.73
SALE AND TRANSMISSION OF ELECTRIC ENERGY, SNETTISHAM PROJECT, ALASKA . . . . .	2243	669,754.80	149,923.43
SALE AND TRANSMISSION OF ELECTRIC ENERGY, FALCON DAM . . . . .	2245	356,254.50	136,290.25
SALE AND TRANSMISSION OF ELECTRIC ENERGY, SOUTHWESTERN POWER ADMINISTRATION . . . . .	2247	36,741,886.45	10,076,683.52
DEPOSITS FROM SALE AND TRANSMISSION OF ELECTRIC ENERGY, SOUTHWESTERN POWER ADMINISTRATION (16 USC 825S-1) . . . . .	5649	-1,610,008.47	-481,538.48
SALE AND TRANSMISSION OF ELECTRIC ENERGY, SOUTHEASTERN POWER ADMINISTRATION . . . . .	2248	43,994,795.43	11,592,835.05
SALE OF POWER AND OTHER UTILITIES, NOT OTHERWISE CLASSIFIED . . . . .	2249	25,590,508.59	5,133,629.80
SALE OF POWER AND OTHER UTILITIES, RECLAMATION FUND, INTERIOR (43 USC 391A) . . . . .	5000.27	154,282,987.81	39,532,085.12
IRRIGATION, MUNICIPAL AND INDUSTRIAL REPAYMENT CONTRACT COLLECTIONS, RECLAMATION FUND, INTERIOR (43 USC 391A) . . . . .	5000.28	14,885,643.50	3,658,228.61
NAVAL PETROLEUM RESERVE, SPECIAL ACCOUNT . . . . .	5001	- - - - -	12,340,408.23
RECEIPTS FROM OPERATIONS OF NORTH PLATTE PROJECT (GERING AND FORT LARAMIE, GOSHEN, AND PATHFINDER IRRIGATION DISTRICTS) (66 STAT. 755) . . . . .	5058	13,229.39	2,787.68
POWER REVENUES, INDIAN IRRIGATION PROJECTS (31 USC 725S-3) . . . . .	5648	6,912,418.92	2,041,194.57
REVENUES, COLORADO RIVER DAM FUND, BOULDER CANYON PROJECT (43 USC 617A) . . . . .	5656	6,858,780.40	1,702,552.58
SALE OF WATER, SEC. 40 (D), MINERAL LEASING ACT OF 1920 (30 USC 229A) . . . . .	5662	1,675.96	517.30
TOTAL, SALE OF POWER AND OTHER UTILITIES . . . . .		<u>291,786,503.08</u>	<u>87,972,147.06</u>
SALE OF PUBLICATIONS AND REPRODUCTIONS:			
SALE OF NATIONAL ATLAS OF THE UNITED STATES, GEOLOGICAL SURVEY . . . . .	2251	157,711.55	8,409.60
SALE OF PUBLICATIONS AND REPRODUCTIONS, FREEDOM OF INFORMATION ACT . . . . .	2252	181,564.12	47,093.62
SALE OF PUBLICATIONS AND REPRODUCTIONS, NOT OTHERWISE CLASSIFIED . . . . .	2259	15,211,516.12	4,244,721.16
TOTAL, SALE OF PUBLICATIONS AND REPRODUCTIONS . . . . .		<u>15,550,791.79</u>	<u>4,300,224.38</u>
SALE OF MISCELLANEOUS PRODUCTS AND BY-PRODUCTS:			
RECOVERY OF MINT MANUFACTURING EXPENSE . . . . .	2292	38,234,041.28	10,206,015.16
COINAGE PROFIT FUND (31 USC 340) . . . . .	5811	2,517,966.71	- - - - -
SALES OF MISCELLANEOUS PRODUCTS AND BY-PRODUCTS, NOT OTHERWISE CLASSIFIED . . . . .	2299	25,662,158.47	3,166,703.43
COMMEMORATIVE ACTIVITIES FUND, AMERICAN REVOLUTION BICENTENNIAL ADMINISTRATION (87 STAT. 698) . . . . .	5077	18,148,986.65	7,996,433.69
REVENUES, INDIAN ARTS AND CRAFTS BOARD (25 USC 305C) . . . . .	5130	2,032.60	15,250.00
TOTAL, SALE OF MISCELLANEOUS PRODUCTS AND BY-PRODUCTS . . . . .		<u>84,565,185.71</u>	<u>21,384,402.28</u>
TOTAL, SALE OF PRODUCTS . . . . .		<u>1,025,308,990.09</u>	<u>402,710,197.14</u>

Table B - RECEIPTS BY SOURCE CATEGORIES

CLASSIFICATION	RECEIPT SYMBOL	RECEIPTS OFFSET AGAINST OUTLAYS F.Y. 1976	RECEIPTS OFFSET AGAINST OUTLAYS T.Q.
FEES AND OTHER CHARGES FOR SERVICES AND SPECIAL BENEFITS			
FEES AND OTHER CHARGES FOR ADMINISTRATIVE AND PROFESSIONAL SERVICES:			
FEES AND OTHER CHARGES FOR ACCOUNTING AND AUDITING SERVICES . . . . .	2412	334,800.36	188,994.14
SERVICE CHARGES FOR ALLOTMENTS OF PAY FOR SAVINGS ACCOUNTS (P.L. 90-365) . . . . .	2417	1,309,817.30	328,274.07
FEES AND OTHER CHARGES FOR PROGRAM ADMINISTRATIVE SERVICES . . . . .	2419.1	2,650,119.39	1,157,639.91
FEES AND OTHER CHARGES FOR OTHER SERVICES . . . . .	2419.2	1,939,741.26	516,767.19
FEES AND OTHER CHARGES FOR SERVICES, FREEDOM OF INFORMATION ACT . . . . .	2419.3	448,126.07	108,493.48
COOPERATIVE FUNDS, JOINT FEDERAL-STATE LAND USE PLANNING COMMISSION FOR ALASKA (43 USC 1616) . . . . .	8061	633,000.00	90,000.00
FEES FOR SERVICES, APPALACHIAN REGIONAL COMMISSION (40 APP. USC 105) . . . . .	8090.3	1,560,000.00	414,000.00
ADVANCES FOR THE OPERATION OF THE PUBLIC DEFENDER SERVICE FOR THE DISTRICT OF COLUMBIA (74 STAT. 231; 84 STAT. 654) . . . . .	8120	2,146,958.71	581,084.47
FEES FOR ADMINISTRATIVE SERVICES, PACIFIC NORTHWEST RIVER BASIN COMMISSION, VANCOUVER, WASHINGTON (42 USC 1962B-6) . . . . .	8156.3	156,250.88	66,250.88
FEES FOR ADMINISTRATIVE SERVICES, GREAT LAKES BASIN COMMISSION, ANN ARBOR, MICHIGAN (42 USC 1962B-6) . . . . .	8157.3	246,552.65	97,598.08
FEES FOR ADMINISTRATIVE SERVICES, NEW ENGLAND RIVER BASINS COMMISSION, BOSTON, MASSACHUSETTS (42 USC 1962B-6) . . . . .	8159.3	207,649.84	90,624.91
FEES FOR ADMINISTRATIVE SERVICES, OHIO RIVER BASIN COMMISSION, CINCINNATI, OHIO (42 USC 1962B-6) . . . . .	8160.3	538,342.44	186,508.27
FEES FOR ADMINISTRATIVE SERVICES, MISSOURI RIVER BASIN COMMISSION, OMAHA, NEBRASKA (42 USC 1962B-6) . . . . .	8161.3	163,502.68	122,054.80
DEPOSITS, SERVICE FEES, LIBRARY OF CONGRESS (31 USC 725R) . . . . .	8208	2,516,370.10	426,326.19
SPECIAL STATISTICAL WORK, VITAL STATISTICS, HEALTH RESOURCES ADMINISTRATION (15 USC 1526; 31 USC 725R) . . . . .	8251	31,309.75	46,792.75
FEES, INDIAN TRIBAL FUNDS (31 USC 668; 31 USC 725S) . . . . .	8365.36	2,762,295.71	403,419.42
FEES FOR ADMINISTRATIVE SERVICES, REGIONAL ACTION PLANNING COMMISSIONS (42 USC 3185 (B)) . . . . .	8509.3	1,397,081.21	387,172.31
SPECIAL STUDIES, SERVICES AND PROJECTS, ECONOMIC DEVELOPMENT ADMINISTRATION (15 USC 1526) . . . . .	8537	5.11	- - - - -
SPECIAL STUDIES, SERVICES AND PROJECTS, OFFICE OF THE SECRETARY (15 USC 1526) . . . . .	8542	53,790.60	601.63
SPECIAL STUDIES, SERVICES AND PROJECTS, BUREAU OF ECONOMIC ANALYSIS . . . . .	8543	53,361.38	34,556.90
FEES FOR ADMINISTRATIVE SERVICES, PUBLIC, BUREAU OF THE CENSUS . . . . .	8544.1	4,673,818.28	1,214,766.96
SPECIAL STUDIES, SERVICES AND PROJECTS, NATIONAL OCEANIC AND ATMOSPHERIC ADMINISTRATION (15 USC 1526) . . . . .	8545	7,486,751.54	2,819,266.87
INFORMATION PRODUCTS AND SERVICES, NATIONAL TECHNICAL INFORMATION SERVICE (15 USC 1526) . . . . .	8546	12,196,873.33	4,656,917.97
SPECIAL STATISTICAL COMPILATIONS AND SURVEYS, OFFICE OF EDUCATION (20 USC 1231F) . . . . .	8560	21,844.03	-13,070.75
DEPOSITS, EQUIPMENT, SUPPLIES, ETC., FOR COOPERATIVE COUNTRIES, FEDERAL HIGHWAY ADMINISTRATION (23 USC 212) . . . . .	8632	2,571,000.00	1,108,962.63
TOTAL, FEES AND OTHER CHARGES FOR ADMINISTRATIVE AND PROFESSIONAL SERVICES . . . . .		46,099,362.62	15,034,003.08
FEES AND OTHER CHARGES FOR COMMUNICATION AND TRANSPORTATION SERVICES:			
COMMISSIONS ON TELEPHONE PAY STATIONS . . . . .	2423	3,663,434.51	905,485.94
RECOVERIES, EXPENSES OF INTERNATIONAL SERVICE OF ICE OBSERVATION AND PATROL . . . . .	2424	632,906.72	931,889.72
POSTAL RECEIPTS, CANAL ZONE GOVERNMENT . . . . .	2425	1,637,244.99	378,547.36
LANDING FEES, AIRPORTS . . . . .	2426	7,299,319.20	1,796,884.42

Table B - RECEIPTS BY SOURCE CATEGORIES

CLASSIFICATION	RECEIPT SYMBOL	RECEIPTS OFFSET AGAINST OUTLAYS F.Y. 1976	RECEIPTS OFFSET AGAINST OUTLAYS T.Q.
FEES AND OTHER CHARGES FOR SERVICES AND SPECIAL BENEFITS-CONTINUED			
FEES FOR OTHER CHARGES FOR COMMUNICATION AND TRANSPORTATION SERVICES-CONTINUED			
FEES FOR LOAN GUARANTEES, FEDERAL RAILROAD ADMINISTRATION . . . . .	2427	886,800.38	171,837.04
FEES AND OTHER CHARGES FOR COMMUNICATION AND TRANSPORTATION SERVICES, NOT OTHERWISE CLASSIFIED . . . . .	2429	7,869,126.98	1,674,094.00
TOTAL, FEES AND OTHER CHARGES FOR COMMUNICATION AND TRANSPORTATION SERVICES . . . . .		<u>21,988,832.78</u>	<u>5,858,738.48</u>
CHARGES FOR SUBSISTENCE, LAUNDRY AND HEALTH SERVICES:			
CHARGES FOR SUBSISTENCE, LAUNDRY AND HEALTH SERVICES . . . . .	2430	23,325,410.30	7,989,107.78
DEPOSITS, FEED AND ATTENDANTS FOR ANIMALS IN QUARANTINE, ANIMAL AND PLANT HEALTH SERVICE (67 STAT. 633) . . . . .	8101.16	693,657.10	194,589.40
TOTAL, CHARGES FOR SUBSISTENCE, LAUNDRY AND HEALTH SERVICES . . . . .		<u>24,019,067.40</u>	<u>8,183,697.18</u>
CHARGES FOR TESTING, INSPECTION, AND GRADING SERVICES:			
OVERTIME SERVICE, FEDERAL COMMUNICATIONS COMMISSION (47 USC 154 (F) (3)) . . . . .	2441	9,992.70	5,000.62
OVERTIME SERVICE, MARINE INSPECTION AND NAVIGATION (46 USC 382B) . . . . .	2442	37,039.68	11,025.97
CHARGES FOR TESTING, INSPECTION AND GRADING SERVICES, NOT OTHERWISE CLASSIFIED . . . . .	2449	919,779.06	218,017.89
DEPOSITS OF FEES, INSPECTION AND GRADING OF FARM PRODUCTS, ANIMAL AND PLANT HEALTH INSPECTION SERVICE (7 USC 94, 1622H, 1624) . . . . .	8015.16	439,264.37	154,055.86
DEPOSITS OF FEES, INSPECTION AND GRADING OF FARM PRODUCTS, CONSUMER AND MARKETING SERVICE (7 USC 94, 1622H, 1624) . . . . .	8015.25	43,940,365.78	11,613,713.80
FEES, INSPECTION AND GRADING OF FISHERY PRODUCTS, NATIONAL OCEANIC AND ATMOSPHERIC ADMINISTRATION (7 USC 1624) . . . . .	8219	1,665,025.10	489,035.43
TOTAL, CHARGES FOR TESTING, INSPECTION, AND GRADING SERVICES . . . . .		<u>47,011,466.69</u>	<u>12,490,849.57</u>
FEES AND OTHER CHARGES FOR SERVICES:			
ADVANCES FROM STATE COOPERATING AGENCIES, FEDERAL HIGHWAY ADMINISTRATION (23 USC 308 (A)) . . . . .	8054	-306,235.81	58,000.00
TOTAL, FEES AND OTHER CHARGES FOR SERVICES . . . . .		<u>-306,235.81</u>	<u>58,000.00</u>
FEES AND OTHER CHARGES FOR SPECIAL BENEFITS:			
DEPOSITS FOR SURVIVOR ANNUITY BENEFITS . . . . .	2462	2,220,653.70	780,322.71
ADMISSION PERMITS AND FEES . . . . .	2464	13,178.09	3,442.86
ANNUAL ADMISSION RECREATION PERMIT, GOLDEN EAGLE PASSPORT, NATIONAL PARK SERVICE, INTERIOR (16 USC 460L-6A) . . . . .	5006.1	1,557,096.45	766,989.75
SPECIAL RECREATION USE FEES, NATIONAL PARK SERVICE, INTERIOR (16 USC 460L-6A) . . . . .	5006.10	13,681,688.59	8,720,730.77

Table B - RECEIPTS BY SOURCE CATEGORIES

CLASSIFICATION	RECEIPT SYMBOL	RECEIPTS OFFSET AGAINST OUTLAYS F.Y. 1976	RECEIPTS OFFSET AGAINST OUTLAYS T.Q.
FEES AND OTHER CHARGES FOR SERVICES AND SPECIAL BENEFITS-CONTINUED			
FEES AND OTHER CHARGES FOR SPECIAL BENEFITS-CONTINUED			
SPECIAL RECREATION USE FEES, ARMY, CORPS OF ENGINEERS, CIVIL (16 USC 460L-6A) . . . . .	5007	2,484,229.63	2,121,170.02
ANNUAL ADMISSION RECREATION PERMIT, GOLDEN EAGLE PASSPORT, FOREST SERVICE, AGRICULTURE (16 USC 460L-6A) . . . . .	5009.1	6,180.00	1,770.00
SPECIAL RECREATION USE FEES, FOREST SERVICE, AGRICULTURE (16 USC 460L-6A) . . . . .	5009.11	2,787,387.96	3,159,008.57
SPECIAL RECREATION USE FEES, BUREAU OF LAND MANAGEMENT, INTERIOR (16 USC 460L-6A) . . . . .	5011	216,123.84	85,608.45
SPECIAL RECREATION USE FEES, UNITED STATES FISH AND WILDLIFE SERVICE, INTERIOR (16 USC 460L-6A) . . . . .	5028	29,514.80	10,563.50
DEPOSITS FOR EDUCATIONAL EXPENSES, CHILDREN OF EMPLOYEES, YELLOWSTONE NATIONAL PARK (16 USC 40C) . . . . .	5663	381,180.72	334,064.00
FEES FROM VISITORS TO GRAND TETON AND YELLOWSTONE NATIONAL PARK, 25 PERCENT FUND . . . . .	5666	25,000.00	25,000.00
BUSINESS CONCESSIONS . . . . .	2465	14,515,664.47	3,656,294.80
PREMIUM AND OTHER RECEIPTS, NATIONAL SERVICE LIFE INSURANCE FUND (38 USC 720) . . . . .	8132.1	451,686,499.70	146,847,448.69
PREMIUM AND OTHER RECEIPTS, UNITED STATES GOVERNMENT LIFE INSURANCE FUND (38 USC 755) . . . . .	8150.1	6,355,547.88	1,402,137.38
FEES AND OTHER CHARGES FOR SPECIAL BENEFITS, NOT OTHERWISE CLASSIFIED . . . . .	2469	1,169,733.56	201,152.70
FEES FOR SPECIAL BENEFITS, RECLAMATION FUND, INTERIOR (43 USC 391A) . . . . .	5000.22	2,203,410.78	-987,062.75
FEES FOR SPECIAL SERVICES, NATIONAL FORESTS FUND (16 USC 471) . . . . .	5008.1	-2,062,873.59	801,915.34
LITTER PREVENTION AND CLEANUP, INTERIOR, OFFICE OF THE SECRETARY (84 STAT. 870) . . . . .	5031	\$8,876.50	\$4,149.21
SALE OF HUNTING AND FISHING PERMITS, MILITARY RESERVATIONS (16 USC 670B) . . . . .	5095	727,563.95	185,496.25
GRAZING FEES FOR RANGE IMPROVEMENTS, TAYLOR GRAZING ACT, AS AMENDED (87 STAT. 430) . . . . .	5132	6,549,953.51	2,360,448.80
FEES FROM LEASED GRAZING LANDS, PIERCE ACT (65 STAT. 252) . . . . .	5135	1,143.46	8.83
FEES FOR SPECIAL SERVICES, NATIONAL FORESTS FUND, PAYMENTS TO STATES (16 USC 500) . . . . .	5201.1	1,724,323.61	845,648.77
FEES FOR SPECIAL SERVICES, NATIONAL FORESTS FUND, ROADS AND TRAILS FOR STATES (16 USC 501) . . . . .	5203.1	705,272.60	338,261.20
RECEIPTS, COOPERATIVE RANGE IMPROVEMENTS (16 USC 580H) . . . . .	5207	700,000.00	- - - - -
FEES FOR SPECIAL SERVICES, RECEIPTS FOR ACQUISITION OF NATIONAL FORESTS LANDS UNDER SPECIAL ACTS (58 STAT. 227) . . . . .	5208.1	3,162.14	- - - - -
FEES FOR SPECIAL SERVICES, DEPOSITS FOR PAYMENTS TO SCHOOL FUNDS, ARIZONA AND NEW MEXICO (36 STAT. 562, 573) . . . . .	5211.1	1,508.92	1,133.06
FEES FOR SPECIAL BENEFITS, RECEIPTS FROM NATIONAL GRASSLANDS (7 USC 1012) . . . . .	5896.1	-174,156.47	448,000.43
RECEIPTS FROM NATIONAL GRASSLANDS, BUREAU OF LAND MANAGEMENT (7 USC 1012) . . . . .	5896.11	408,966.38	-641,315.00
TOTAL, FEES AND OTHER CHARGES FOR SPECIAL BENEFITS . . . . .		507,926,831.18	171,472,388.34
CHARGES UNDER INTERGOVERNMENTAL DEFENSE AGREEMENTS:			
RECOVERIES, INTERGOVERNMENTAL DEFENSE . . . . .	2481	1,449.00	- - - - -
TOTAL, CHARGES UNDER INTERGOVERNMENTAL DEFENSE AGREEMENTS . . . . .		1,449.00	- - - - -

Table B - RECEIPTS BY SOURCE CATEGORIES

CLASSIFICATION	RECEIPT SYMBOL	RECEIPTS OFFSET AGAINST OUTLAYS F.Y. 1976	RECEIPTS OFFSET AGAINST OUTLAYS T.Q.
FEES AND OTHER CHARGES FOR SERVICES AND SPECIAL BENEFITS-CONTINUED			
FEES AND OTHER CHARGES FOR MISCELLANEOUS SERVICES:			
FEES FOR SERVICES, DEPOSITS, PROCEEDS OF LABOR, INDIAN MONEYS, AGENCIES, SCHOOLS, ETC. (25 USC 155) . . . . .	8500.3	750,773.69	3,683,205.11
BULLION CHARGES . . . . .	2495	20,133.85	22,828.85
OTHER FEES AND CHARGES FOR MISCELLANEOUS SERVICES . . . . .	2499	14,602,898.05	39,031,642.18
HYDRAULIC MINING IN CALIFORNIA, WATER STORAGE AND USE OF FACILITIES, DEBRIS RESERVOIRS (33 USC 683) . . . . .	5066.2	- - - - -	100,000.00
FORFEITURES AND RECOVERIES, FOREST SERVICE LANDS (16 USC 579C) . . . . .	5215	15,541.68	51,201.02
DEPOSITS, OPERATION AND MAINTENANCE, INDIAN IRRIGATION SYSTEMS (60 STAT. 895) . . . . .	5240	1,369,630.82	8,224,563.49
SETTLEMENT OF WAR CLAIMS ACT OF 1928, OFFICE OF SECRETARY OF THE TREASURY (45 STAT. 262) . . . . .	5810	- - - - -	16,000.00
FOREST SERVICE COOPERATIVE FUND (16 USC 498, 572A, 572(C), 576b, 581) . . . . .	8028	24,880,321.96	74,017,458.04
CONTRIBUTIONS, BUREAU OF LAND MANAGEMENT (43 USC 315H, 775) . . . . .	8057	181,257.77	294,686.24
DEPOSITS, RECLAMATION TRUST FUNDS (43 USC 395, 396) . . . . .	8070	3,372,981.50	14,243,917.27
CONTRIBUTIONS, INDIAN HEALTH FACILITIES, HEALTH SERVICES ADMINISTRATION (42 USC 2004A (A)(3)) . . . . .	8073	603,688.87	2,188,439.99
CONTRIBUTIONS, NATIONAL COMMISSION ON LIBRARIES AND INFORMATION SCIENCE (20 USC 1503) . . . . .	8078	32.08	151.50
MISCELLANEOUS CONTRIBUTED FUNDS, FARMER COOPERATIVE SERVICE 7 USC 450B . . . . .	8200.4	11,216.74	54,262.96
MISCELLANEOUS CONTRIBUTED FUNDS, SOIL CONSERVATION SERVICE (7 USC 450B) . . . . .	8200.10	469,112.22	1,449,645.74
MISCELLANEOUS CONTRIBUTED FUNDS, AGRICULTURAL RESEARCH SERVICE . . . . .	8200.14	323,587.50	796,458.00
MISCELLANEOUS CONTRIBUTED FUNDS, ANIMAL AND PLANT HEALTH INSPECTION SERVICE . . . . .	8200.16	88,341.04	523,544.01
MISCELLANEOUS CONTRIBUTED FUNDS, ECONOMIC RESEARCH SERVICE (7 USC 450B) . . . . .	8200.17	7,712.00	3,795.00
MISCELLANEOUS CONTRIBUTED FUNDS, STATISTICAL REPORTING SERVICE (7 USC 450B) . . . . .	8200.18	11,545.88	21,820.63
MISCELLANEOUS CONTRIBUTED FUNDS, CONSUMER AND MARKETING SERVICE (7 USC 450B) . . . . .	8200.25	- - - - -	1,000.00
DEPOSITS, CONTRIBUTED FUNDS, UNITED STATES FISH AND WILDLIFE SERVICE (16 USC 661) . . . . .	8216	730,515.75	1,892,738.15
CONTRIBUTIONS FROM STATES, ETC., COOPERATIVE WORK, FOREST HIGHWAYS, FEDERAL HIGHWAY ADMINISTRATION (23 USC 131) . . . . .	8265	110,437.00	592,009.75
CONTRIBUTIONS, BUREAU OF MINES (31 USC 7255) . . . . .	8287	427,138.85	656,725.72
UNITED STATES DOLLARS ADVANCED FROM FOREIGN GOVERNMENTS FOR TECHNICAL ASSISTANCE (22 USC 2761, 2762) . . . . .	8502	679,475.61	5,223,542.73
TECHNICAL ASSISTANCE, UNITED STATES DOLLARS ADVANCED FROM FOREIGN GOVERNMENTS, FEDERAL HIGHWAY ADMINISTRATION (22 USC 2315) . . . . .	8502.5	524,525.89	3,834,377.54
SPECIAL STUDIES, SERVICES AND PROJECTS, DOMESTIC AND INTERNATIONAL BUSINESS (15 USC 1526) . . . . .	8514	197,510.73	744,272.46
SPECIAL STUDIES, SERVICES AND PROJECTS, MARITIME ADMINISTRATION (15 USC 1526) . . . . .	8547	80,625.00	14,348.44
DEPOSITS, PUBLIC SURVEY WORK (43 USC 759, 761, 887) . . . . .	8566	49,822.20	95,627.23
ADVANCES FOR COOPERATIVE WORK, ENERGY RESEARCH AND DEVELOPMENT ADMINISTRATION (42 USC 2017, 2121 (C)) . . . . .	8575	85,000.00	358,100.00
CONTRIBUTIONS, EDUCATIONAL AND CULTURAL EXCHANGE 22 USC 2455 F . . . . .	8580	892,356.85	3,920,192.21
MISCELLANEOUS CONTRIBUTED FUNDS, ENVIRONMENTAL PROTECTION AGENCY (33 USC 1155) . . . . .	8741	- - - - -	13,000.00
UNITED STATES DOLLARS ADVANCED FROM FOREIGN GOVERNMENTS, UNITED STATES EDUCATIONAL EXCHANGE PROGRAM (22 USC 1479) . . . . .	8778	20,741.37	252,930.00
UNITED STATES DOLLARS ADVANCED FROM FOREIGN GOVERNMENTS, UNITED STATES INFORMATIONAL EXCHANGE PROGRAM (22 USC 1479) . . . . .	8779	7,501.00	51,653.28
CONTRIBUTIONS, RIVERS AND HARBORS (33 USC 560, 701H, 702F, 703) . . . . .	8862	11,805,706.00	37,268,225.37

Table B - RECEIPTS BY SOURCE CATEGORIES

CLASSIFICATION	RECEIPT SYMBOL	RECEIPTS OFFSET AGAINST OUTLAYS F.Y. 1976	RECEIPTS OFFSET AGAINST OUTLAYS T.Q.
FEES AND OTHER CHARGES FOR SERVICES AND SPECIAL BENEFITS-CONTINUED			
FEES AND OTHER CHARGES FOR MISCELLANEOUS SERVICES-CONTINUED			
INTERNATIONAL COOPERATION, NATIONAL AERONAUTICS AND SPACE ADMINISTRATION (42 USC 2475) . . . .	8979	1,125,974.00	15,000.00
ADVANCES FROM FOREIGN GOVERNMENTS, ACTION (22 USC 2509 (E)) . . . . .	8985	265,766.35	45,857.89
TOTAL, FEES AND OTHER CHARGES FOR MISCELLANEOUS SERVICES . . . .		201,034,103.26	62,380,989.79
TOTAL, FEES AND OTHER CHARGES FOR SERVICES AND SPECIAL BENEFITS . . .		847,774,877.12	275,478,666.44
SALE OF GOVERNMENT PROPERTY			
SALE OF PUBLIC DOMAIN:			
RECEIPTS, TRUSTEE, ALASKA TOWNSITES (31 USC 725S)	8565	30,821.00	1,541.00
SALE OF PUBLIC DOMAIN, NOT OTHERWISE CLASSIFIED .	2619	2,601,699.42	132,363.04
SALE OF PUBLIC DOMAIN, RECLAMATION FUND, INTERIOR (43 USC 391A) . . . . .	5000.29	1,012,940.98	909,217.14
SALE OF PUBLIC LAND AND MATERIALS, 5 PERCENT FUND TO STATES (65 STAT. 252) . . . . .	5133	715,150.98	274,187.11
DEPOSITS, LAND EXCHANGES, FOREST SERVICE (16 USC 484A) . . . . .	5216	- - - - -	37,600.00
SALE OF PUBLIC LAND AND MATERIALS (58 STAT. 745)	5881	-3,771,747.13	-1,388,464.05
TOTAL, SALE OF PUBLIC DOMAIN . . . .		588,865.25	-33,555.76
SALE OF OTHER REAL PROPERTY:			
SALE OF LANDS, ETC., ACCOUNT OF MILITARY POST CONSTRUCTION FUND (31 USC 725C) . . . . .	2621	201,322.02	5,009.74
PROCEEDS FROM SALE OF LAND, COLUMBIA BASIN LAND DEVELOPMENT PROGRAM (16 USC 835C-2) . . . . .	2622	643,012.38	84,300.76
SALE OF OTHER REAL PROPERTY, NOT OTHERWISE CLASSIFIED . . . . .	2629	4,236,753.15	969,699.52
LAND AND WATER CONSERVATION FUND, SURPLUS PROPERTY SALES (16 USC 460L-5) . . . . .	5005.2	300,362.62	44,234,374.65
PROCEEDS OF SALE, ANIMAL QUARANTINE STATION, ANIMAL AND PLANT HEALTH INSPECTION SERVICE (67 STAT. 633) . . . . .	5222	100,000.00	- - - - -
DISPOSAL OF SURPLUS REAL AND RELATED PERSONAL PROPERTY, OPERATING EXPENSES, GENERAL SERVICES ADMINISTRATION (88 STAT. 621) . . . .	5253	7,690,000.00	- - - - -
OTHER RECEIPTS, SURPLUS REAL AND RELATED PERSONAL PROPERTY, GENERAL SERVICES ADMINISTRATION (40 USC 485) . . . . .	5254.2	17,096,550.62	14,628,377.04
TRANSFERS OF SURPLUS REAL AND RELATED PERSONAL PROPERTY RECEIPTS, GENERAL SERVICES ADMINISTRATION (40 USC 485) . . . . .	5254.3	- - - - -	-44,227,032.35
SALE OF REAL PROPERTY, INDIAN TRIBAL FUNDS (31 USC 66B; USC 725S) . . . . .	8365.37	290,301.33	71,962.95
TOTAL, SALE OF OTHER REAL PROPERTY .		30,558,302.12	15,766,692.31
SALE OF EQUIPMENT AND OTHER PERSONAL PROPERTY (OTHER THAN REPAYMENTS ON CREDIT SALES):			
NET PROCEEDS FROM SURPLUS AND EXCESS PROPERTY IN FOREIGN AREAS . . . . .	2633	84,360.85	16,935.48
PROCEEDS FROM SURPLUS VESSELS . . . . .	2635	11,458,166.14	1,089,705.79
PROCEEDS OF SALES TO THE PUBLIC FROM STRATEGIC AND CRITICAL MATERIALS STOCK PILE . . . . .	2636.1	139,502,770.45	57,776,987.27
PROCEEDS OF SALES TO THE PUBLIC FROM STOCK PILE MATERIALS, DEFENSE PRODUCTION ACT . . . . .	2636.11	20,015,828.20	5,674,090.84
NET PROCEEDS FROM SURPLUS PROPERTY IN UNITED STATES (31 USC 725C) . . . . .	2637	3,213,116.17	992,272.52
PROCEEDS OF SALES OF VESSELS, COAST GUARD (31 USC 725C) . . . . .	2642	56,196.58	- - - - -
PROCEEDS FROM SALE OF EQUIPMENT AND OTHER PERSONAL PROPERTY, NOT OTHERWISE CLASSIFIED . .	2649	4,963,848.97	1,402,964.78
DEPOSITS, ADVANCES, FOREIGN MILITARY SALES (22 USC 2761, 2762) . . . . .	8242	7,257,094,565.47	2,539,249,354.65
TOTAL, SALE OF EQUIPMENT AND OTHER PERSONAL PROPERTY (OTHER THAN REPAYMENTS ON CREDIT SALES) . . . .		7,436,388,852.83	2,606,202,311.33



Table B - RECEIPTS BY SOURCE CATEGORIES

CLASSIFICATION	RECEIPT SYMBOL	RECEIPTS OFFSET AGAINST OUTLAYS F.Y. 1976	RECEIPTS OFFSET AGAINST OUTLAYS T.Q.
FEES AND OTHER CHARGES FOR SERVICES AND SPECIAL BENEFITS-CONTINUED			
SALE OF SCRAP AND SALVAGE MATERIALS:			
SALE OF SCRAP AND SALVAGE MATERIALS . . . . .	2650	12,531,303.47	272,432.42
OTHER, FEDERAL SUPPLEMENTARY MEDICAL INSURANCE TRUST FUND (42 USC 1395T) . . . . .	8004.41	29,937.64	-----
OTHER, FEDERAL HOSPITAL INSURANCE TRUST FUND (42 USC 1395 I) . . . . .	8005.41	17,596.94	-----
OTHER, FEDERAL OLD-AGE AND SURVIVORS INSURANCE TRUST FUND (42 USC 401) . . . . .	8006.41	18,690.09	4,186.89
OTHER, FEDERAL DISABILITY INSURANCE TRUST FUND (42 USC 401) . . . . .	8007.41	16,111.48	-----
TOTAL, SALE OF SCRAP AND SALVAGE MATERIALS . . . . .		<u>12,613,639.62</u>	<u>276,619.31</u>
PROFIT ON SALE OF MONETARY METALS:			
PROFIT ON SALE OF GOLD . . . . .	2665	62,270,582.98	704,540.22
TOTAL, PROFIT ON SALE OF MONETARY METALS . . . . .		<u>62,270,582.98</u>	<u>704,540.22</u>
TOTAL, SALE OF GOVERNMENT PROPERTY . . . . .		<u>7,542,420,242.80</u>	<u>2,622,916,607.41</u>
REALIZATION UPON LOANS AND INVESTMENTS			
REPAYMENT OF INVESTMENT IN LIQUIDATED ENTERPRISES AND SPECIAL FUNDS . . . . .	2820	20,904,189.69	4,627,563.14
TOTAL, REPAYMENT OF INVESTMENT IN LIQUIDATED ENTERPRISES AND SPECIAL FUNDS . . . . .		<u>20,904,189.69</u>	<u>4,627,563.14</u>
REPAYMENT OF CAPITAL INVESTMENT, GOVERNMENT-SPONSORED ENTERPRISES:			
REPAYMENTS OF LOANS AND ADVANCES, GOVERNMENT-SPONSORED ENTERPRISES, NOT OTHERWISE CLASSIFIED . . . . .	2839	27,625.00	-----
TOTAL, REPAYMENTS OF CAPITAL INVESTMENT, GOVERNMENT-SPONSORED ENTERPRISES . . . . .		<u>27,625.00</u>	-----
REPAYMENT OF LOANS TO STATES, MUNICIPALITIES AND OTHER PUBLIC BODIES:			
REPAYMENT OF ADVANCES UNDER TEMPORARY EXTENDED UNEMPLOYMENT COMPENSATION ACT OF 1961 . . . . .	2844	-28,539.94	-----
TOTAL, REPAYMENTS OF LOANS TO STATES, MUNICIPALITIES AND OTHER PUBLIC BODIES . . . . .		<u>-28,539.94</u>	-----

Table B - RECEIPTS BY SOURCE CATEGORIES

CLASSIFICATION	RECEIPT SYMBOL	RECEIPTS OFFSET AGAINST OUTLAYS F.Y. 1976	RECEIPTS OFFSET AGAINST OUTLAYS T.Q.
REALIZATION UPON LOANS AND INVESTMENTS-CONTINUED			
REPAYMENT OF DOMESTIC LOANS TO INDIVIDUALS AND PRIVATE ORGANIZATIONS:			
REPAYMENT OF LOANS TO DEFENSE CONTRACTORS . . . . .	2854	10,000,000.00	\$2,500,000.00
REPAYMENT OF OTHER DOMESTIC LOANS . . . . .	2859	-1,859,517.63	750.00
TOTAL, REPAYMENT OF DOMESTIC LOANS TO INDIVIDUALS AND PRIVATE ORGANIZATIONS: . . . . .		8,140,482.37	2,500,750.00
REPAYMENT OF FOREIGN LOANS:			
REPAYMENTS ON ACCOUNT OF MUTUAL SECURITY LOANS, (SUSPENSE) . . . . .	F2866	- - - - -	525,747.41
DOLLAR CONVERSIONS OF FOREIGN CURRENCY LOAN REPAYMENTS, TREASURY . . . . .	2868	94,670,231.87	14,651,333.79
TOTAL, REPAYMENT OF FOREIGN LOANS . . . . .		94,670,231.87	15,177,081.20
REPAYMENTS ON MISCELLANEOUS RECOVERABLE COSTS:			
REPAYMENT OF REIMBURSABLE CONSTRUCTION CHARGES, BUREAU OF INDIAN AFFAIRS (25 USC 386) . . . . .	2881	494,823.91	6,866.45
RECOVERIES OF REIMBURSABLE MAINTENANCE CHARGES, BUREAU OF INDIAN AFFAIRS . . . . .	2883	80,873.73	8,738.07
RECOVERIES OF USER CHARGES (INDUSTRIAL COST), INDUSTRIAL COST GRANTEEES, ENVIRONMENTAL PROTECTION AGENCY . . . . .	2885	1,520.08	295.60
REPAYMENTS ON MISCELLANEOUS RECOVERABLE COSTS, NOT OTHERWISE CLASSIFIED . . . . .	2889	30,960,909.77	4,781,604.59
TOTAL, REPAYMENTS ON MISCELLANEOUS RECOVERABLE COSTS . . . . .		31,538,127.49	4,797,504.71
MISCELLANEOUS REPAYMENTS ON LOANS AND INVESTMENTS:			
MISCELLANEOUS REPAYMENTS ON LOANS AND INVESTMENTS . . . . .	2899	\$32,971.51	\$5,151.03
PRINCIPAL PAYMENTS BY FINLAND, WORLD WAR I DEBT (22 USC 2455 (E)) . . . . .	5149.1	2,969,000.00	-2,716,600.00
TOTAL, MISCELLANEOUS REPAYMENTS ON LOANS AND INVESTMENTS . . . . .		3,001,971.51	-2,710,848.97
REPAYMENTS OF LOANS UNDER FEDERAL CREDIT PROGRAMS:			
REPAYMENTS OF LOANS, ADMINISTRATION OF TERRITORIES, TERRITORIAL AFFAIRS, INTERIOR . . . . .	2902	703,584.85	183,979.46
REPAYMENTS OF LOANS, SURVEYS, INVESTIGATIONS, AND RESEARCH, GEOLOGICAL SURVEY, INTERIOR . . . . .	2904	- - - - -	1,413.19
REPAYMENTS OF LOANS, WATERSHED WORKS OF IMPROVEMENT, SOIL CONSERVATION SERVICE, AGRICULTURE . . . . .	2907	8,336.27	- - - - -
REPAYMENTS OF LOANS, TRADE ADJUSTMENT ASSISTANCE, COMMERCE . . . . .	2910	15,750.00	5,250.00
REPAYMENTS OF LOANS, COMMERCE . . . . .	2911	3,513,702.00	161,135.00
REPAYMENTS OF LOANS, HEALTH MANPOWER AND UTILIZATION AND COMMUNITY HEALTH SERVICES, HEALTH, EDUCATION, AND WELFARE . . . . .	2912	628,858.50	141,145.05
REPAYMENTS OF LOANS, LAW ENFORCEMENT ASSISTANCE ADMINISTRATION . . . . .	2914	1,247,911.32	45,016.53
REPAYMENTS OF LOANS, CAPITAL CONTRIBUTIONS, HIGHER EDUCATIONAL ACTIVITIES, HEALTH, EDUCATION, AND WELFARE . . . . .	2915	626,769.36	260,265.08
RECOVERIES FROM RAILROAD LOAN GUARANTEES, INTERSTATE COMMERCE COMMISSION . . . . .	2919	4,184,511.70	179,112.50
REPAYMENTS OF LOANS, DIPLOMATIC AND CONSULAR SERVICE, STATE . . . . .	2922	71,475.14	24,368.40
REPAYMENTS OF LOANS, CONSTRUCTION OF POWER SYSTEMS, RYUKYU ISLANDS, ARMY . . . . .	2931	398,367.65	87,840.00
DOLLAR REPAYMENTS OF LOANS, AGENCY FOR INTERNATIONAL DEVELOPMENT . . . . .	2941	201,033,145.04	99,819,610.10

Table B - RECEIPTS BY SOURCE CATEGORIES

CLASSIFICATION	RECEIPT SYMBOL	RECEIPTS OFFSET AGAINST OUTLAYS F.Y. 1976	RECEIPTS OFFSET AGAINST OUTLAYS T.Q.
REALIZATION UPON LOANS AND INVESTMENTS-CONTINUED			
REPAYMENTS OF LOANS UNDER FEDERAL CREDIT PROGRAMS-CONTINUED			
PRINCIPAL PAYMENTS BY GREECE, WORLD WAR I DEBT . . . . .	2942	77,071.29	- - - - -
REPAYMENT OF LOANS TO THE DISTRICT OF COLUMBIA, TREASURY . . . . .	2950	- - - - -	11,454,007.49
REPAYMENT OF ADVANCES TO STADIUM SINKING FUND, TREASURY . . . . .	2951	- - - - -	831,600.00
REPAYMENT OF ADVANCES TO THE DISTRICT OF COLUMBIA GENERAL FUND, TREASURY . . . . .	2952	40,000,000.00	- - - - -
REPAYMENT OF PRINCIPAL ON SURPLUS PROPERTY LOANS IN FOREIGN AREAS, DOLLAR PROCEEDS FROM CONVERSION OF FOREIGN CURRENCIES, TREASURY . . . . .	2955	2,391,130.68	4,574,455.00
REPAYMENT OF PRINCIPAL ON SURPLUS PROPERTY LOANS IN FOREIGN AREAS, TREASURY . . . . .	2956	16,512,352.08	14,395,542.48
RECOVERIES UNDER LEND LEASE PROGRAM, TREASURY . . . . .	2957	37,433,541.09	14,323,203.29
REPAYMENT OF LOANS TO UNITED KINGDOM, TREASURY . . . . .	2961	71,312,076.00	- - - - -
REPAYMENTS OF LOANS TO UNITED NATIONS (HEADQUARTERS), STATE . . . . .	2963	2,500,000.00	1,500,000.00
REPAYMENT OF LOANS, FOREIGN MILITARY CREDIT SALES	2968	127,895,557.68	70,883,064.60
REPAYMENTS OF LOANS, HOSPITAL CONSTRUCTION ACTIVITIES, HEALTH, EDUCATION, AND WELFARE . . . . .	2970	535,181.07	85,541.57
REPAYMENTS OF LOANS, ASSISTANCE TO REFUGEES IN THE UNITED STATES, HEALTH, EDUCATION, AND WELFARE . . . . .	2973	1,033,559.77	362,691.64
REPAYMENTS OF LOANS, ELEMENTARY AND SECONDARY EDUCATIONAL ACTIVITIES, HEALTH, EDUCATION, AND WELFARE . . . . .	2979	218,554.27	52,393.55
REPAYMENTS OF LOANS, MISCELLANEOUS EXPIRED ACCOUNTS, AGRICULTURE . . . . .	2989	46,130.76	4,718.70
REPAYMENTS OF ALL OTHER LOAN TRANSACTIONS, HIGHER EDUCATIONAL ACTIVITIES, HEALTH, EDUCATION, AND WELFARE . . . . .	2993	1,127,873.77	3,568.63
REPAYMENTS OF LOANS, COMMUNITY FACILITIES AND SERVICES, HEALTH, EDUCATION, AND WELFARE . . . . .	2996	4,027.50	- - - - -
PRINCIPAL REPAYMENTS, LOAN PROGRAM, RECLAMATION FUND, INTERIOR (43 USC 391) . . . . .	5000.1	3,071,827.51	1,110,097.41
REPAYMENT OF PRINCIPAL ON REAL PROPERTY LOANS, GENERAL SERVICES ADMINISTRATION (40 USC 485) . . . . .	5254.1	12,703,594.61	1,806,317.78
TOTAL, REPAYMENTS OF LOANS UNDER FEDERAL CREDIT PROGRAMS . . . . .		529,294,889.91	222,296,337.45
TOTAL, REALIZATION UPON LOANS AND INVESTMENTS . . . . .		687,548,977.90	246,688,387.53
RECOVERIES AND REFUNDS			
COMPENSATION FOR GOVERNMENT PROPERTY LOST OR DAMAGED:			
RECOVERIES FOR GOVERNMENT PROPERTY LOST OR DAMAGED, NOT OTHERWISE CLASSIFIED . . . . .	3019	9,723,555.58	2,405,183.33
TOTAL, COMPENSATION FOR GOVERNMENT PROPERTY LOST OR DAMAGED . . . . .		9,723,555.58	2,405,183.33
RECOVERIES OF EXCESS PROFITS AND COSTS:			
RECOVERIES UNDER RENEGOTIATION PROGRAM . . . . .	3031	11,946,299.86	14,036,914.60
MISCELLANEOUS RECOVERIES OF EXCESS PROFITS AND COSTS . . . . .	3032	838,863.21	137,929.10
TOTAL, RECOVERIES OF EXCESS PROFITS AND COSTS . . . . .		12,785,163.07	14,174,843.70
RECOVERIES UNDER FOREIGN AID PROGRAMS:			
RECOVERIES, ECONOMIC AND TECHNICAL ASSISTANCE TO FOREIGN NATIONS . . . . .	3043	2,605,834.96	1,425,148.03
RECOVERIES, MILITARY ASSISTANCE TO FOREIGN NATIONS . . . . .	3047.1	10,267,400.58	12,283,775.87
RECOVERIES MADE UNDER SEC. 514 OF THE FOREIGN ASSISTANCE ACT OF 1961, AS AMENDED . . . . .	3047.2	1,473,969.94	-1,306,938.31
RECOVERIES, EXCESS DEFENSE ARTICLES, MILITARY ASSISTANCE . . . . .	3048	1,118,265.01	265,969.53
MISCELLANEOUS RECOVERIES ON FOREIGN AID PROGRAMS . . . . .	3049	490,634.29	65,284.27
TOTAL, RECOVERIES UNDER FOREIGN AID PROGRAMS . . . . .		15,956,104.78	12,733,239.39

Table B - RECEIPTS BY SOURCE CATEGORIES

CLASSIFICATION	RECEIPT SYMBOL	RECEIPTS OFFSET AGAINST OUTLAYS F.Y. 1976	RECEIPTS OFFSET AGAINST OUTLAYS T.Q.
RECOVERIES AND REFUNDS-CONTINUED			
REFUNDS OF ERRONEOUS PAYMENTS . . . . .	3060	4,545,900.80	1,478,477.55
TOTAL, REFUNDS OF ERRONEOUS PAYMENTS		4,545,900.80	1,478,477.55
RECOVERIES FOR BREACH OF CONTRACT . . . . .	3080	991,478.01	277,907.50
TOTAL, RECOVERIES FOR BREACH OF CONTRACT . . . . .		991,478.01	277,907.50
MISCELLANEOUS RECOVERIES AND REFUNDS:			
RECOVERIES OF CULTURAL PRESENTATIONS ABOARD . . . . .	3095	118,067.12	41,500.40
RECOVERIES OF CERTAIN MEDICAL COSTS FROM THIRD PARTIES, PUBLIC LAW 87-693 . . . . .	3096	7,241,169.11	1,930,048.88
MISCELLANEOUS RECOVERIES AND REFUNDS, NOT OTHERWISE CLASSIFIED . . . . .	3099	57,975,282.52	20,979,882.15
DEPOSITS AND FORFEITURES, PUBLIC LAND ADMINISTRATION ACT (43 USC 1382) . . . . .	5030	1,572,987.93	859,377.17
MISCELLANEOUS RECOVERIES AND FUNDS, INDIAN TRIBAL FUNDS (31 USC 66B; USC 725S) . . . . .	8365.38	1,640,729.25	40,646,711.43
RECOVERIES-DEPOSITS BY USSAH . . . . .	8930.5	163,021.08	22,679.99
TOTAL, MISCELLANEOUS RECOVERIES AND REFUNDS . . . . .		68,711,257.01	64,480,200.02
TOTAL, RECOVERIES AND REFUNDS . . . . .		112,713,459.25	95,549,851.49
RECEIPT CLEARING ACCOUNTS			
UNDISTRIBUTED PROCEEDS FROM SALE OF FOREIGN CURRENCY (SUSPENSE) . . . . .	F3810	18,322,311.70	-9,055,437.74
PROCEEDS OF SALES, PERSONAL PROPERTY (SUSPENSE) . . . . .	F3845	71,066.31	2,127.41
PROCEEDS OF SALES, PERSONAL PROPERTY, OFFICE OF THE SECRETARY (SUSPENSE) . . . . .	F3845.1	- - - - -	13,892.01
PROCEEDS OF SALES, PERSONAL PROPERTY, SOCIAL AND ECONOMICS STATISTICS ADMINISTRATION (SUSPENSE) . . . . .	F3845.4	-12,437.63	728.46
PROCEEDS FROM SALE OF SCRAP, SALVAGE OR SURPLUS MATERIALS, DEFENSE SUPPLY AGENCY (SUSPENSE) . . . . .	F3860	-9,571,788.89	-4,115,492.41
BUDGET CLEARING ACCOUNT (SUSPENSE) . . . . .	F3875	20,461.82	6,530,221.50
ACCESSORIAL CHARGE COLLECTIONS, SALES OF AIR FORCE STOCK FUND MATERIEL (SUSPENSE) . . . . .	F3877	-307,525.18	- - - - -
TOTAL, RECEIPT CLEARING ACCOUNTS . . . . .		8,522,088.13	-6,623,960.77
TOTAL, PROPRIETARY RECEIPTS FROM THE PUBLIC . . . . .		11,235,266,963.07	3,959,667,319.37
RECEIPTS FROM OFF-BUDGET FEDERAL AGENCIES			
INTEREST			
INTEREST ON LOANS TO GOVERNMENT-OWNED ENTERPRISES:			
INTEREST ON LOANS TO EXPORT-IMPORT BANK OF THE UNITED STATES (EARNED AUG. 17, 1971 AND AFTER) . . . . .	1402	8,701,678.36	293,398.68
INTEREST ON LOANS TO FEDERAL FINANCING BANK, TREASURY . . . . .	1418	899,758,836.65	347,411,452.93
INTEREST ON LOANS TO RURAL TELEPHONE BANK . . . . .	1439	9,174,898.90	6,896,388.49
TOTAL, INTEREST ON LOANS TO GOVERNMENT-OWNED ENTERPRISES . . . . .		917,635,413.91	354,601,240.10
TOTAL, INTEREST . . . . .		917,635,413.91	354,601,240.10
DIVIDENDS AND OTHER EARNINGS			
DIVIDENDS ON GOVERNMENT-OWNED ENTERPRISES:			
DIVIDENDS ON CAPITAL STOCK, EXPORT-IMPORT BANK OF THE UNITED STATES . . . . .	1661	20,000,000.00	20,000,000.00
TOTAL, DIVIDENDS ON GOVERNMENT-OWNED ENTERPRISES . . . . .		20,000,000.00	20,000,000.00
TOTAL, DIVIDENDS AND OTHER EARNINGS . . . . .		20,000,000.00	20,000,000.00
TOTAL, RECEIPTS FROM OFF-BUDGET FEDERAL AGENCIES . . . . .		937,635,413.91	374,601,240.10

Table B - RECEIPTS BY SOURCE CATEGORIES

CLASSIFICATION	RECEIPT SYMBOL	RECEIPTS OFFSET AGAINST OUTLAYS F.Y. 1976	RECEIPTS OFFSET AGAINST OUTLAYS T.Q.
INTRABUDGETARY RECEIPTS DEDUCTED BY AGENCY			
INTEREST			
INTEREST ON LOANS TO GOVERNMENT-OWNED ENTERPRISES:			
INTEREST ON LOANS FOR EMERGENCY HOME PURCHASE ASSISTANCE ACT OF 1974 . . . . .	1352	86,056,822.77	65,087,088.06
INTEREST ON LOANS TO SECRETARY OF TRANSPORTATION, REGIONAL RAIL REORGANIZATION (87 STAT. 1001) . . . . .	1357	2,142,077.32	- - - - -
INTEREST ON LOANS TO COMMODITY CREDIT CORPORATION	1401	114,838,858.26	19,198,651.01
INTEREST ON LOANS TO GOVERNMENT NATIONAL MORTGAGE ASSOCIATION, MANAGEMENT AND LIQUIDATING FUNCTIONS . . . . .	1403	3,613,825.00	1,806,912.50
INTEREST ON LOANS TO GOVERNMENT NATIONAL MORTGAGE ASSOCIATION, SPECIAL ASSISTANCE FUNCTIONS . . . . .	1404	383,979,278.06	173,164,698.23
INTEREST ON LOANS TO HOUSING AND URBAN DEVELOPMENT, COLLEGE HOUSING LOANS . . . . .	1405	72,863,978.68	35,722,358.41
INTEREST ON LOANS TO HOUSING AND URBAN DEVELOPMENT, PUBLIC FACILITY AND LIQUIDATING PROGRAM LOANS . . . . .	1406	14,371,947.41	- - - - -
INTEREST ON LOANS TO HOUSING AND URBAN DEVELOPMENT, URBAN RENEWAL FUND . . . . .	1407	7,837,112.08	3,382,185.50
INTEREST ON LOANS TO AGRICULTURAL CREDIT INSURANCE FUND . . . . .	1409	39,681,103.20	- - - - -
INTEREST ON INVESTMENT, ECONOMIC DEVELOPMENT REVOLVING FUND . . . . .	1410	22,727,694.62	- - - - -
INTEREST ON LOANS TO VETERANS ADMINISTRATION, DIRECT LOANS TO VETERANS AND RESERVES . . . . .	1411	9,333,372.56	4,953,965.21
INTEREST ON LOANS TO TENNESSEE VALLEY AUTHORITY . . . . .	1417	2,767,547.94	429,231.68
INTEREST ON LOANS TO FEDERAL HOME LOAN BANK BOARD . . . . .	1419	96,636,940.70	60,683,431.87
INTEREST ON LOANS TO FEDERAL HOUSING ADMINISTRATION, GENERAL INSURANCE FUND . . . . .	1420	301,871,315.69	- - - - -
INTEREST ON LOANS TO NATIONAL OCEANIC AND ATMOSPHERIC ADMINISTRATION . . . . .	1421	614,329.00	132,783.67
INTEREST ON LOANS, HIGHER EDUCATION FACILITIES LOAN FUND . . . . .	1422	- - - - -	30,887,944.52
INTEREST ON INVESTMENTS, COMMUNITY SERVICES ADMINISTRATION LOAN FUND . . . . .	1423	- - - - -	2,950,231.75
INTEREST ON INVESTMENTS, COLORADO RIVER PROJECTS	1424	14,036,733.24	3,542,442.25
INTEREST ON LOANS TO RURAL DEVELOPMENT INSURANCE FUND, FARMERS HOME ADMINISTRATION . . . . .	1425	9,856,493.13	- - - - -
INTEREST ON ADVANCES TO COLORADO RIVER DAM FUND, BOULDER CANYON PROJECT . . . . .	1427	1,772,262.94	525,000.00
INTEREST ON ADVANCES TO SMALL BUSINESS ADMINISTRATION . . . . .	1428	213,025,563.62	- - - - -
INTEREST ON DIRECT NET INVESTMENT, PANAMA CANAL COMPANY . . . . .	1429	7,627,119.15	4,100,703.26
INTEREST ON LOANS TO RURAL HOUSING INSURANCE FUND, FARMERS HOME ADMINISTRATION . . . . .	1430	9,328,514.80	- - - - -
INTEREST ON LOANS TO NATIONAL FLOOD INSURANCE FUND, HOUSING AND URBAN DEVELOPMENT . . . . .	1433	5,147,088.81	4,024,105.03
INTEREST ON LOANS TO NEW COMMUNITIES GUARANTEE FUND, METROPOLITAN DEVELOPMENT, HOUSING AND URBAN DEVELOPMENT . . . . .	1437	10,074.54	155,232.70
TOTAL, INTEREST ON LOANS TO GOVERNMENT-OWNED ENTERPRISES . . . . .		<u>1,420,140,053.52</u>	<u>410,747,565.65</u>
MISCELLANEOUS INTEREST COLLECTIONS:			
INTEREST ON DEFENSE PRODUCTION ACTIVITIES . . . . .	1494	1,813,293.72	- - - - -
INTEREST ON UNINVESTED FUNDS, OLIVER WENDELL HOLMES DEVISE FUND (69 STAT. 533) . . . . .	5075.2	3,504.22	934.72
INTEREST PAYMENTS BY RAILROAD RETIREMENT BOARD, FEDERAL HOSPITAL INSURANCE TRUST FUND (45 USC 228E (K)) . . . . .	8005.5	6,818,000.00	6,987,000.00
TOTAL, MISCELLANEOUS INTEREST COLLECTIONS . . . . .		<u>8,634,797.94</u>	<u>6,987,934.72</u>
TOTAL, INTEREST . . . . .		<u>1,428,774,851.46</u>	<u>417,735,500.37</u>

Table B - RECEIPTS BY SOURCE CATEGORIES

CLASSIFICATION	RECEIPT SYMBOL	RECEIPTS OFFSET AGAINST OUTLAYS F.Y. 1976	RECEIPTS OFFSET AGAINST OUTLAYS T.Q.
INTERCHANGE RECEIPTS			
RAILROAD RETIREMENT/SOCIAL SECURITY:			
RECEIPTS FROM FEDERAL OLD-AGE AND SURVIVORS AND DISABILITY INSURANCE TRUST FUNDS, RAILROAD RETIREMENT ACCOUNT (45 USC 228E (K) (E)) . . . .	8011.3	1,238,669,000.00	- - - - -
CIVIL SERVICE RETIREMENT/FOREIGN SERVICE RETIREMENT:			
RECEIPTS TRANSFERRED FROM FOREIGN SERVICE RETIREMENT AND DISABILITY FUND, CIVIL SERVICE RETIREMENT AND DISABILITY FUND (5 USC 8334) . . . .	8135.6	436,099.82	49,194.90
RECEIPTS FROM CIVIL SERVICE RETIREMENT AND DISABILITY FUND, FOREIGN SERVICE RETIREMENT AND DISABILITY FUND (22 USC 1092) . . . . .	8186.5	3,399,498.14	1,412,972.51
CONTRIBUTIONS TRANSFERRED FROM CIVIL SERVICE RETIREMENT AND DISABILITY FUND, FOREIGN SERVICE RETIREMENT AND DISABILITY FUND (SUSPENSE) . . . .	F8186.5	85,579.45	20,898.64
RAILROAD RETIREMENT/UNEMPLCYMENT INSURANCE:			
TOTAL, INTERCHANGE RECEIPTS . . . . .		<u>1,242,590,177.41</u>	<u>1,483,066.05</u>
CONTRIBUTIONS			
CONTRIBUTIONS TO INSURANCE PROGRAMS:			
FEDERAL PAYMENTS FOR SPECIAL BENEFITS, FEDERAL OLD-AGE AND SURVIVORS INSURANCE TRUST FUND (42 USC 428 (G)) . . . . .	8006.7	268,317,000.00	- - - - -
FEDERAL PAYMENTS FOR MILITARY SERVICE CREDITS, FEDERAL HOSPITAL INSURANCE TRUST FUND (42 USC 417) . . . . .	8005.6	48,000,000.00	- - - - -
FEDERAL PAYMENTS FOR MILITARY SERVICE CREDITS, FEDERAL OLD-AGE AND SURVIVORS INSURANCE TRUST FUND (42 USC 417) . . . . .	8006.6	157,000,000.00	- - - - -
FEDERAL PAYMENTS FOR MILITARY SERVICE CREDITS, FEDERAL DISABILITY INSURANCE TRUST FUND (42 USC 417) . . . . .	8007.6	90,000,000.00	- - - - -
FEDERAL PAYMENTS TO RAILROAD RETIREMENT TRUST FUNDS, RAILROAD RETIREMENT BOARD (45 USC 228C-1) . . . . .	8011.7	250,000,000.00	- - - - -
FEDERAL CONTRIBUTIONS, FEDERAL SUPPLEMENTARY MEDICAL INSURANCE TRUST FUND (42 USC 1395T) . . . .	8004.1	2,939,337,590.81	878,000,000.00
FEDERAL PAYMENTS FOR TRANSITIONAL COVERAGE, FEDERAL HOSPITAL INSURANCE TRUST FUND (42 USC 1395 I) . . . . .	8005.8	610,430,000.00	- - - - -
FEDERAL CONTRIBUTION, CIVIL SERVICE RETIREMENT AND DISABILITY FUND (5 USC 8348 (F)) . . . . .	8135.5	4,750,491,000.00	245,000.00
FEDERAL CONTRIBUTION, FOREIGN SERVICE RETIREMENT AND DISABILITY FUND (22 USC 1105, 1106) . . . .	8186.8	54,455,000.00	2,170,000.00
REPAYABLE ADVANCES FROM GENERAL FUND FOR FEDERAL UNEMPLOYMENT ACCOUNT, UNEMPLOYMENT TRUST FUND (42 USC 1103) . . . . .	8042.8	2,861,000,000.00	- - - - -
REPAYABLE ADVANCES FROM GENERAL FUND FOR ADVANCES FOR EXTENDED BENEFITS, UNEMPLOYMENT TRUST FUND (42 USC 1103) . . . . .	8042.9	- - - - -	175,000,000.00
PAYMENTS FROM GENERAL AND SPECIAL FUNDS, NATIONAL SERVICE LIFE INSURANCE FUND (38 USC 72C) . . . . .	8132.3	2,100,995.04	510,579.79
PAYMENTS FROM GENERAL AND SPECIAL FUNDS, UNITED STATES GOVERNMENT LIFE INSURANCE FUND (38 USC 755) . . . . .	8150.3	38,893.14	9,799.71
PRINCIPLE, FEDERAL PAYMENT, JAPAN-UNITED STATES FRIENDSHIP COMMISSION TRUST FUND . . . .	8025.1	17,923,428.68	- - - - -
FEDERAL PAYMENT, CONDITIONAL GIFT FUND, GENERAL, DEPARTMENT OF STATE . . . . .	8822.3	- - - - -	125,000.00
TOTAL, CONTRIBUTIONS TO INSURANCE PROGRAMS . . . . .		<u>12,049,093,907.67</u>	<u>1,056,060,379.50</u>
MISCELLANEOUS CONTRIBUTIONS:			
MINERAL INCOME, REVENUES FROM PUBLIC LANDS, ALASKA NATIVE FUND . . . . .	8364.1	9,390,185.02	- - - - -
AWARDS OF INDIAN CLAIMS COMMISSION, INDIAN			

Table B - RECEIPTS BY SOURCE CATEGORIES

CLASSIFICATION	RECEIPT SYMBOL	RECEIPTS OFFSET AGAINST OUTLAYS F.Y. 1976	RECEIPTS OFFSET AGAINST OUTLAYS T.Q.
CONTRIBUTIONS-CONTINUED			
MISCELLANEOUS CONTRIBUTIONS-CONTINUED			
TRIBAL FUNDS (31 USC 668; 31 USC 7255) . . . . .	8365.1	58,340,837.19	- - - - -
PROFITS FROM SALE OF SHIPS' STORES, NAVY (10 USC 7220, 7604) . . . . .	8723	7,089,554.65	2,525,772.69
GENERAL FUND CONTRIBUTIONS, PACIFIC-NORTHWEST RIVER BASIN COMMISSION, VANCOUVER, WASHINGTON (42 USC 1962B-6) . . . . .	8156.1	286,600.88	74,501.76
GENERAL FUND CONTRIBUTIONS, GREAT LAKES BASIN COMMISSION, ANN ARBOR, MICHIGAN (42 USC 1962B-6) . . . . .	8157.1	592,519.49	134,430.00
GENERAL FUND CONTRIBUTIONS, NEW ENGLAND RIVER BASINS COMMISSION, BOSTON, MASSACHUSETTS (42 USC 1962B-6) . . . . .	8159.1	630,322.00	92,233.00
GENERAL FUND CONTRIBUTIONS, OHIO RIVER BASIN COMMISSION, CINCINNATI, OHIO (42 USC 1962 B-6) . . . . .	8160.1	196,400.00	140,650.00
GENERAL FUND CONTRIBUTIONS, MISSOURI RIVER BASIN COMMISSION, OMAHA, NEBRASKA (42 USC 1962 B-6) . . . . .	8161.1	759,970.66	234,737.00
GENERAL FUND CONTRIBUTIONS, UPPER MISSISSIPPI RIVER BASIN COMMISSION, WATERLOO, IOWA (42 USC 1962 B-6) . . . . .	8162.1	576,870.62	105,015.00
GENERAL FUND CONTRIBUTIONS, APPALACHIAN REGIONAL COMMISSION (40 APP. USC 105) . . . . .	8090.1	1,810,000.00	477,000.00
GENERAL FUND CONTRIBUTIONS, REGIONAL ACTION PLANNING COMMISSIONS (42 USC 3185 (B)) . . . . .	8509.1	63,000,820.94	16,327,226.40
DEPOSITS, STATE AND LOCAL GOVERNMENT FISCAL ASSISTANCE TRUST FUND, DEPARTMENT OF THE TREASURY (31 USC 1224) . . . . .	8111.1	6,354,780,000.00	3,327,390,000.00
TOTAL, MISCELLANEOUS CONTRIBUTIONS . . . . .		<u>6,497,454,081.45</u>	<u>3,347,501,565.85</u>
TOTAL, CONTRIBUTIONS . . . . .		<u>18,546,547,989.12</u>	<u>4,403,561,945.35</u>
FEES AND OTHER CHARGES FOR SERVICES AND SPECIAL BENEFITS			
FEES AND OTHER CHARGES FOR ADMINISTRATIVE AND PROFESSIONAL SERVICES:			
CHARGES FOR SERVICES TO PUBLIC ENTERPRISE FUNDS . . . . .	2413	1,007,961.30	248,747.72
CHARGES FOR SERVICES TO TRUST FUNDS . . . . .	2414	27,645.00	30,590.00
CHARGES FOR ADMINISTRATIVE EXPENSES OF SOCIAL SECURITY ACT, AS AMENDED . . . . .	2416	187,460,449.63	32,617,418.49
FEES FOR ADMINISTRATIVE SERVICES, TRUST FUNDS, BUREAU OF THE CENSUS . . . . .	8544.2	914,969.04	305,218.44
TOTAL, FEES AND OTHER CHARGES FOR ADMINISTRATIVE AND PROFESSIONAL SERVICES . . . . .		<u>189,411,024.97</u>	<u>33,201,974.65</u>
FEES AND OTHER CHARGES FOR SPECIAL BENEFITS:			
INTEREST ON REIMBURSEMENT OF ADMINISTRATIVE AND VOCATIONAL REHABILITATION EXPENSES, FEDERAL SUPPLEMENTARY MEDICAL INSURANCE TRUST FUND (42 USC 1395T) . . . . .	8004.25	-25,156.00	- - - - -
INTEREST ON REIMBURSEMENT OF ADMINISTRATIVE AND VOCATIONAL REHABILITATION EXPENSES, FEDERAL HOSPITAL INSURANCE TRUST FUND (42 USC 1395 I) . . . . .	8005.25	1,379,707.00	- - - - -
INTEREST ON REIMBURSEMENT OF ADMINISTRATIVE AND VOCATIONAL REHABILITATION EXPENSES, FEDERAL OLD-AGE AND SURVIVORS INSURANCE TRUST FUND (42 USC 401) . . . . .	8006.25	-2,079,632.00	- - - - -
INTEREST ON REIMBURSEMENT OF ADMINISTRATIVE AND VOCATIONAL REHABILITATION EXPENSES, FEDERAL DISABILITY INSURANCE TRUST FUND (42 USC 401) . . . . .	8007.25	725,081.00	- - - - -
INTEREST ON ADVANCES TO RAILROAD UNEMPLOYMENT INSURANCE ACCOUNT, RAILROAD RETIREMENT ACCOUNT (45 USC 360 (D)) . . . . .	8011.5	45,268.21	107,732.57
INTEREST TRANSFERRED TO FEDERAL HOSPITAL INSURANCE TRUST FUND, RAILROAD RETIREMENT ACCOUNT (45 USC 228E (K)) . . . . .	8011.18	-6,818,000.00	-6,987,000.00
REIMBURSEMENT BY PANAMA CANAL COMPANY FOR ANNUITY PAYMENT TO REPUBLIC OF PANAMA UNDER TREATY (64 STAT. 1041) . . . . .	2463	518,718.00	129,679.50
TOTAL, FEES AND OTHER CHARGES FOR SPECIAL BENEFITS . . . . .		<u>-6,254,013.79</u>	<u>-6,749,587.93</u>

Table B - RECEIPTS BY SOURCE CATEGORIES

CLASSIFICATION	RECEIPT SYMBOL	RECEIPTS OFFSET AGAINST OUTLAYS F.Y. 1976	RECEIPTS OFFSET AGAINST OUTLAYS T.Q.
FEES AND OTHER CHARGES FOR SERVICES AND SPECIAL BENEFITS-CONTINUED			
FEES AND OTHER CHARGES FOR GENERAL GOVERNMENTAL SERVICES:			
REIMBURSEMENT FOR NET COST OF OPERATIONS OF CANAL ZONE GOVERNMENT LESS TOLLS ON GOVERNMENT VESSELS (64 STAT. 1041) . . . . .	2471	19,331,342.79	6,396,604.97
TOTAL, FEES AND OTHER CHARGES FOR GENERAL GOVERNMENTAL SERVICES . . . . .		19,331,342.79	6,396,604.97
TOTAL, FEES AND OTHER CHARGES FOR SERVICES AND SPECIAL BENEFITS . . . . .		202,488,353.97	32,848,991.69
SALE OF GOVERNMENT PROPERTY			
SALE OF EQUIPMENT AND OTHER PERSONAL PROPERTY			
PROCEEDS OF SALE FROM STRATEGIC AND CRITICAL MATERIALS STOCKPILE:			
PROCEEDS OF SALES TO FEDERAL AGENCIES FROM STRATEGIC AND CRITICAL MATERIALS STOCK PILE . . . . .	2636.2	2,025,649.66	348,780.81
TOTAL, PROCEEDS OF SALE FROM STRATEGIC AND CRITICAL MATERIAL STOCKPILE . . . . .		2,025,649.66	348,780.81
TOTAL, SALE OF EQUIPMENT AND OTHER PERSONAL PROPERTY . . . . .		2,025,649.66	348,780.81
TOTAL, SALE OF GOVERNMENT PROPERTY . . . . .		2,025,649.66	348,780.81
REALIZATION UPON LOANS AND INVESTMENTS			
REPAYMENT OF LOANS OR ADVANCES TO TRUST FUNDS:			
REPAYABLE ADVANCES FROM GENERAL FUND, REIMBURSEMENT FOR EXTENDED BENEFITS, UNEMPLOYMENT TRUST FUND (42 USC 1103, 1323) . . . . .	8042.91	5,017,231,123.11	450,000,000.00
TOTAL, REPAYMENT OF LOANS OR ADVANCES TO TRUST FUNDS . . . . .		5,017,231,123.11	450,000,000.00
TOTAL, REALIZATION UPON LOANS AND INVESTMENTS . . . . .		5,017,231,123.11	450,000,000.00
MISCELLANEOUS RECOVERIES AND REFUNDS			
RECOVERIES AND REFUNDS, STATE AND LOCAL GOVERNMENT FISCAL ASSISTANCE TRUST FUND, DEPARTMENT OF THE TREASURY . . . . .	3098	4,780,000.00	- - - - -
TOTAL, MISCELLANEOUS RECOVERIES AND REFUNDS . . . . .		4,780,000.00	- - - - -
RECEIPT CLEARING ACCOUNTS			
UNDISTRIBUTED INTRAGOVERNMENTAL PAYMENTS . . . . .	F3885	-145,724.79	145,724.79
UNDISTRIBUTED INTRAGOVERNMENTAL PAYMENTS, EQUAL EMPLOYMENT OPPORTUNITY COMMISSION . . . . .	F3885.13	-91,820.00	- - - - -
TOTAL, RECEIPT CLEARING ACCOUNTS . . . . .		-237,544.79	145,724.79
TOTAL, INTRABUDGETARY RECEIPTS DEDUCTED BY AGENCY . . . . .		26,444,200,599.94	5,306,124,009.06



Table B - RECEIPTS BY SOURCE CATEGORIES

CLASSIFICATION	RECEIPT SYMBOL	RECEIPTS OFFSET AGAINST OUTLAYS F.Y. 1976	RECEIPTS OFFSET AGAINST OUTLAYS T.Q.
UNDISTRIBUTED OFF-SETTING RECEIPTS			
MISCELLANEOUS INTEREST COLLECTIONS:			
INTEREST AND PROFITS ON INVESTMENTS, FEDERAL SUPPLEMENTARY MEDICAL INSURANCE TRUST FUND (42 USC 1395T) . . . . .	8004.2	103,669,737.20	4,420,376.34
INTEREST AND PROFITS ON INVESTMENTS IN PUBLIC DEBT SECURITIES, FEDERAL HOSPITAL INSURANCE TRUST FUND (42 USC 1395 I) . . . . .	8005.2	704,946,377.62	3,664,149.45
INTEREST AND PROFITS ON INVESTMENTS IN PARTICIPATION CERTIFICATES, FEDERAL HOSPITAL INSURANCE TRUST FUND (42 USC 1395 I) . . . . .	8005.22	2,600,000.00	1,300,000.00
INTEREST AND PROFITS ON INVESTMENTS IN PUBLIC DEBT SECURITIES, FEDERAL OLD-AGE AND SURVIVORS INSURANCE TRUST FUND (42 USC 401) . . . . .	8006.2	2,322,200,251.10	67,981,820.74
INTEREST AND PROFITS ON INVESTMENTS IN PARTICIPATION CERTIFICATES, FEDERAL OLD-AGE AND SURVIVORS INSURANCE TRUST FUND (42 USC 401) . . . . .	8006.22	23,903,750.00	11,696,250.00
INTEREST AND PROFITS ON INVESTMENTS IN PUBLIC DEBT SECURITIES, FEDERAL DISABILITY INSURANCE TRUST FUND (42 USC 401) . . . . .	8007.2	467,351,525.53	13,266,922.62
INTEREST AND PROFITS ON INVESTMENTS IN PUBLIC DEBT SECURITIES, RAILROAD RETIREMENT HOLDING ACCOUNT (80 STAT. 1073; 31 USC 66B) . . . . .	8010.1	-39,437.23	- - - - -
INTEREST AND PROFITS ON INVESTMENTS IN PUBLIC DEBT SECURITIES, RAILROAD RETIREMENT ACCOUNT (45 USC 228 D) . . . . .	8011.1	241,163,001.76	14,637,955.63
INTEREST AND PROFITS ON INVESTMENTS IN PARTICIPATION CERTIFICATES, RAILROAD RETIREMENT ACCOUNT (45 USC 228 D) . . . . .	8011.12	2,600,000.00	1,300,000.00
INTEREST AND PROFITS ON INVESTMENTS IN PUBLIC DEBT SECURITIES, RAILROAD RETIREMENT SUPPLEMENTAL ACCOUNT (45 USC 228 D) . . . . .	8012.1	2,048,681.25	109,680.41
INTEREST ON BEQUEST OF GERTRUDE M. HUBBARD, LIBRARY OF CONGRESS (37 STAT 319) . . . . .	8022.2	882.88	385.46
INTEREST ON INVESTMENTS IN PUBLIC DEBT SECURITIES, JAPAN-UNITED STATES FRIENDSHIP COMMISSION TRUST FUND . . . . .	8025.2	752,917.32	264,074.07
INTEREST ON LIBRARY OF CONGRESS TRUST FUND, PERMANENT LOAN (2 USC 158) . . . . .	8032.2	111,678.06	- - - - -
INTEREST ON PERMANENT LOAN FUND, LIBRARY OF CONGRESS TRUST FUND . . . . .	8032.22	169,552.55	74,466.00
INTEREST AND PROFITS ON INVESTMENTS IN PUBLIC DEBT SECURITIES, UNEMPLOYMENT TRUST FUND (42 USC 1104) . . . . .	8042.2	282,771,647.77	54,647,497.40
INTEREST ON ENDOWMENT FUND, PRESERVATION, BIRTHPLACE OF ABRAHAM LINCOLN (16 USC 212) . . . . .	8052	2,540.00	1,270.00
INTEREST AND PROFITS ON INVESTMENTS, PERSHING HALL MEMORIAL FUND (36 USC 491) . . . . .	8053	7,385.00	3,692.50
INTEREST ON INVESTMENTS, BEQUEST OF GEORGE C. EDGETER FOR RELIEF OF INDIGENT AMERICAN INDIANS (25 USC 451) . . . . .	8060.2	2,172.81	450.00
INTEREST ON INVESTMENTS, BEQUEST OF MAJOR GENERAL FRED C. AINSWORTH TO WALTER REED GENERAL HOSPITAL (49 STAT. 287) . . . . .	8063.2	487.50	172.50
INTEREST, HIGHWAY TRUST FUND (23 USC 120) . . . . .	8102.2	586,671,139.20	13,372,306.94
INTEREST, AIRPORT AND AIRWAY TRUST FUND (49 USC 1742) . . . . .	8103.2	145,851,282.89	936,863.39
INTEREST AND PROFITS ON INVESTMENTS, JUDICIAL SURVIVORS ANNUITY FUND (28 USC 376) . . . . .	8110.2	652,381.91	156,498.75
INTEREST AND PROFITS ON INVESTMENTS, TAX COURT JUDGES SURVIVORS ANNUITY FUND (26 USC 7448 (E)) . . . . .	8115.2	34,067.32	16,694.38
INTEREST AND PROFITS ON INVESTMENTS UNDER LONGSHOREMEN'S AND HARBOR WORKERS' COMPENSATION ACT, AS AMENDED (33 USC 944) . . . . .	8130.2	136,728.75	- - - - -
INTEREST AND PROFITS ON INVESTMENTS IN PUBLIC DEBT SECURITIES, NATIONAL SERVICE LIFE INSURANCE FUND (38 USC 720) . . . . .	8132.2	379,358,907.94	- - - - -
INTEREST AND PROFITS ON INVESTMENTS IN PARTICIPATION CERTIFICATES, NATIONAL SERVICE LIFE INSURANCE FUND (38 USC 720) . . . . .	8132.22	18,482,500.00	8,112,500.00
INTEREST AND PROFITS ON INVESTMENTS, WORKMEN'S COMPENSATION ACT, WITHIN THE DISTRICT OF COLUMBIA (33 USC 944) . . . . .	8134.2	35,528.13	1,758.94
INTEREST AND PROFITS ON INVESTMENTS IN PUBLIC DEBT SECURITIES, CIVIL SERVICE RETIREMENT AND DISABILITY FUND (5 USC 8348 (C)) . . . . .	8135.4	2,440,446,352.70	63,774,653.02
INTEREST AND PROFITS ON INVESTMENTS IN PARTICIPATION CERTIFICATES, CIVIL SERVICE RETIREMENT AND DISABILITY FUND (5 USC 8348 (C)) . . . . .	8135.42	22,315,000.00	7,628,750.00

Table B - RECEIPTS BY SOURCE CATEGORIES

CLASSIFICATION	RECEIPT SYMBOL	RECEIPTS OFFSET AGAINST OUTLAYS F.Y. 1976	RECEIPTS OFFSET AGAINST OUTLAYS T.Q.
UNDISTRIBUTED OFF-SETTING RECEIPTS-CONTINUED			
MISCELLANEOUS INTEREST COLLECTIONS-CONTINUED			
INTEREST AND PROFITS ON INVESTMENTS IN PUBLIC DEBT SECURITIES, UNITED STATES GOVERNMENT LIFE INSURANCE FUND (38 USC 755) . . . . .	8150.2	31,292,355.00	42,048.04
INTEREST ON INVESTMENTS, GENERAL POST FUND, NATIONAL HOMES, VETERANS ADMINISTRATION (38 USC 5101-5228) . . . . .	8180.2	53,297.50	29,595.00
INTEREST ON INVESTMENTS, FOREIGN SERVICE RETIREMENT AND DISABILITY FUND (22 USC 1103) . . . . .	8186.2	10,388,475.27	116,727.81
INTEREST ON INVESTMENTS, NATIONAL ARCHIVES GIFT FUND (44 USC 2306) . . . . .	8197.2	25,122.02	9,280.96
INTEREST ON INVESTMENTS, PUBLIC HEALTH SERVICE UNCONDITIONAL GIFT FUND (42 USC 219) . . . . .	8249.2	5,693.50	- - - - -
INTEREST ON INVESTMENTS, PUBLIC HEALTH SERVICE CONDITIONAL GIFT FUND (42 USC 219) . . . . .	8254.2	2,901.00	1,951.70
INTEREST ON INVESTMENTS IN FEDERAL SECURITIES AND FUNDS ON DEPOSIT IN TREASURY (31 USC 66B; 31 USC 725S) . . . . .	8365.21	800,842.85	364,036.04
INTEREST, DEPOSITS, PROCEEDS OF LABOR, INDIAN MONIES, AGENCIES, SCHOOLS, ETC. (25 USC 155) . . . . .	8500.2	2,345,113.64	189,114.33
INTEREST ON INVESTMENTS, SAINT ELIZABETHS HOSPITAL UNCONDITIONAL GIFT FUND, ALCOHOL, DRUG ABUSE, AND MENTAL HEALTH ADMINISTRATION (24 USC 181-184) . . . . .	8555.2	2,855.02	159.38
INTEREST ON INVESTMENTS, FUNDS CONTRIBUTED FOR THE ADVANCEMENT OF THE INDIAN RACE, BUREAU OF INDIAN AFFAIRS (25 USC 451) . . . . .	8563.2	3,103.83	6,692.56
INTEREST ON INVESTMENTS, DEPARTMENT OF THE NAVY GENERAL GIFT FUND (10 USC 2601) . . . . .	8716.2	4,894.45	2,815.13
INCOME ON INVESTMENTS, UNITED STATES NAVAL ACADEMY MUSEUM FUND (10 USC 6974) . . . . .	8730.2	499,636.27	9,464.89
INCOME ON INVESTMENTS, UNITED STATES NAVAL ACADEMY GENERAL GIFT FUND (10 USC 6973) . . . . .	8733.2	134,990.64	666,616.88
INTEREST ON INVESTMENTS, CONDITIONAL GIFT FUND, GENERAL, DEPARTMENT OF STATE (22 USC 809, 1046) . . . . .	8822.2	5,901.54	- - - - -
INTEREST ON INVESTMENTS, PATIENTS' BENEFIT FUND, PUBLIC HEALTH SERVICE HOSPITALS (42 USC 219) . . . . .	8889.2	1,653.51	446.98
INTEREST ON INVESTMENTS, ESTHER CATTELL SCHMITT GIFT FUND (76 STAT. 88) . . . . .	8902.2	17,595.00	- - - - -
INTEREST ON INVESTMENTS, DEPARTMENT OF THE ARMY GENERAL GIFT FUND (10 USC 2601) . . . . .	8927.2	8,714.38	1,167.50
INTEREST ON INVESTMENTS, DEPARTMENT OF THE ARMY GENERAL GIFT FUND (10 USC 2601) . . . . .	8928.2	287.50	108.75
INTEREST ON SOLDIERS' AND AIRMEN'S HOME PERMANENT FUND (24 USC 46) . . . . .	8930.1	6,230,796.69	1,476,922.22
TOTAL, MISCELLANEOUS INTEREST COLLECTIONS . . . . .		7,800,071,269.57	270,286,336.71
UNDISTRIBUTED EMPLOYER CONTRIBUTIONS:			
EMPLOYING AGENCY CONTRIBUTIONS, CIVIL SERVICE RETIREMENT AND DISABILITY FUND (5 USC 8331, 8334 A) . . . . .	8135.2	2,082,174,204.19	598,004,473.20
EMPLOYING AGENCY CONTRIBUTIONS, SUSPENSE, CIVIL SERVICE RETIREMENT AND DISABILITY FUND . . . . .	F8135.2	-1,991,471.01	-5,757,308.40
TRANSFERS FROM GENERAL FUND OF AMOUNTS EQUAL TO FEDERAL EMPLOYER CONTRIBUTIONS FOR FICA TAXES, FEDERAL HOSPITAL INSURANCE TRUST FUND (42 USC 1395I) . . . . .	8005.12	175,000,000.00	45,000,000.00
TRANSFERS FROM GENERAL FUND OF AMOUNTS EQUAL TO FEDERAL EMPLOYER CONTRIBUTIONS FOR FICA TRUST FUND (42 USC 401) . . . . .	8006.12	852,000,000.00	220,000,000.00
TRANSFERS FROM GENERAL FUND OF AMOUNTS EQUAL TO FEDERAL EMPLOYER CONTRIBUTIONS FOR FICA TAXES, FEDERAL DISABILITY INSURANCE TRUST FUND (42 USC 401) . . . . .	8007.12	111,000,000.00	29,000,000.00
EMPLOYING AGENCY CONTRIBUTIONS, JUDICIAL SURVIVORS ANNUITY FUND (28 USC 376) . . . . .	8110.3	774,048.25	194,134.95
EMPLOYING AGENCY CONTRIBUTIONS, TAX COURT JUDGES SURVIVORS ANNUITY FUND (26 USC 7448C) . . . . .	8115.3	30,000.00	7,500.00
EMPLOYING AGENCY CONTRIBUTIONS, FOREIGN SERVICE RETIREMENT AND DISABILITY FUND (22 USC 1101) . . . . .	8186.4	13,958,755.62	3,492,550.90
EMPLOYER CONTRIBUTIONS, FOREIGN SERVICE RETIREMENT AND DISABILITY FUND (SUSPENSE) . . . . .	F8186.4	-16,539.14	46,074.42
TOTAL, UNDISTRIBUTED EMPLOYER CONTRIBUTIONS . . . . .		3,232,928,997.91	889,987,425.07

Table B - RECEIPTS BY SOURCE CATEGORIES

CLASSIFICATION	RECEIPT SYMBOL	RECEIPTS OFFSET AGAINST OUTLAYS F.Y. 1976	RECEIPTS OFFSET AGAINST OUTLAYS T.Q.
<b>UNDISTRIBUTED OFF-SETTING RECEIPTS-CONTINUED</b>			
UNDISTRIBUTED EMPLOYER CONTRIBUTIONS (OFF-BUDGET) EMPLOYER'S CONTRIBUTIONS FROM OFF-BUDGET FEDERAL AGENCIES, CIVIL SERVICE RETIREMENT AND DISABILITY FUND (5 USC 8334) . . . . .	8135.22	623,885,621.91	95,137,553.07
SUPPLEMENTARY RETIREMENT CONTRIBUTIONS FROM OFF-BUDGET FEDERAL AGENCIES, CIVIL SERVICE RETIREMENT AND DISABILITY FUND (5 USC 8334) . . . . .	8135.23	385,041,000.00	- - - - -
TOTAL, UNDISTRIBUTED EMPLOYER CONTRIBUTIONS (OFF-BUDGET) . . . . .		<u>1,008,926,621.91</u>	<u>95,137,553.07</u>
RENT AND BONUSES ON OUTER CONTINENTAL SHELF LANDS: RENT AND BONUSES ON OUTER CONTINENTAL SHELF LANDS . . . . .	1820	1,385,179,272.05	1,090,478,816.36
LAND AND WATER CONSERVATION FUND, RENT RECEIPTS OUTER CONTINENTAL SHELF LANDS (16 USC 460L-5) . . . . .	5005.7	276,641,316.07	41,898,323.96
TOTAL, RENT AND BONUSES ON OUTER CONTINENTAL SHELF LANDS . . . . .		<u>1,661,820,588.12</u>	<u>1,132,377,140.32</u>
ROYALTIES ON OUTER CONTINENTAL SHELF LANDS: ROYALTIES ON OUTER CONTINENTAL SHELF LANDS . . . . .	2020	1,000,627,187.26	178,741,688.87
TOTAL, ROYALTIES ON OUTER CONTINENTAL SHELF LANDS . . . . .		<u>1,000,627,187.26</u>	<u>178,741,688.87</u>
TOTAL, UNDISTRIBUTED OFF-SETTING RECEIPTS . . . . .		<u>14,704,374,664.77</u>	<u>2,566,530,144.04</u>

1/ Represents Internal Revenue Service transfers during fiscal year 1976 and the Transition Quarter of \$1.00 and \$2.00 designations from the Individual Income-Withholding Receipt Account 20-0101 to account 20-5081 in the following amounts:

Designations	No. Designated	Amounts
<u>Fiscal Year 1976</u>		
\$1.00	8,613,927	\$8,613,927.00
2.00	12,470,160	24,935,191.09
Totals	21,084,087	33,549,118.00
<u>Transition Quarter</u>		
\$1.00	115,065	\$115,065.00
2.00	212,618	425,166.00
Totals	327,683	540,230.00

2/ In the Transition Quarter, refunds in the amount of \$49,812,348.48 applicable to Petroleum and Petroleum product import fees are reflected under account 20X1807 (Miscellaneous recoveries and refunds).

3/ Receipt account 8032.21 and 8131, shown on this table as a proprietary receipt from the public, should be classified as a governmental receipt and will be so classified in fiscal year 1977.



Table C - RECEIPTS BY ORGANIZATIONAL UNIT

CLASSIFICATION	RECEIPT SYMBOL	AMOUNT F.Y. 1976	AMOUNT T.Q.
LEGISLATIVE BRANCH			
SENATE AND HOUSE OF REPRESENTATIVES			
BUDGET RECEIPTS			
GENERAL FUND ACCOUNTS:			
FORFEITURES OF UNCLAIMED MONEY AND PROPERTY . . .	00 1060	\$66.83	\$129.00
FINES, PENALTIES, AND FORFEITURES, NOT OTHERWISE CLASSIFIED . . . . .	00 1099	60,000.00	- - - - -
GIFTS TO THE UNITED STATES, NOT OTHERWISE CLASSIFIED . . . . .	00 1299	6,887.75	3,194.67
TOTAL, BUDGET RECEIPTS. . . . .		<u>66,954.58</u>	<u>3,323.67</u>
PROPRIETARY RECEIPTS FROM THE PUBLIC			
GENERAL FUND ACCOUNTS:			
MISCELLANEOUS INTEREST COLLECTIONS, NOT OTHERWISE CLASSIFIED . . . . .	00 1499	85.32	- - - - -
SALE OF PUBLICATIONS AND REPRODUCTIONS, NOT OTHERWISE CLASSIFIED . . . . .	00 2259	499.60	3,161.20
FEES AND OTHER CHARGES FOR OTHER SERVICES . . . .	00 2419.2	2,327.20	1,093.60
NET PROCEEDS FROM SURPLUS PROPERTY IN UNITED STATES (31 USC 725C) . . . . .	00 2637	337.11	500.00
PROCEEDS FROM SALE OF EQUIPMENT AND OTHER PERSONAL PROPERTY, NOT OTHERWISE CLASSIFIED . .	00 2649	22,459.79	6,792.29
MISCELLANEOUS RECOVERIES AND REFUNDS, NOT OTHERWISE CLASSIFIED . . . . .	00 3099	10,215.32	32,169.65
BUDGET CLEARING ACCOUNTS:			
BUDGET CLEARING ACCOUNT (SUSPENSE) . . . . .	00F3875	949.04	- - - - -
TOTAL, PROPRIETARY RECEIPTS FROM THE PUBLIC . . . . .		<u>36,873.38</u>	<u>44,316.74</u>
TOTAL, SENATE AND HOUSE OF REPRESENTATIVES . . . . .		<u>103,827.96</u>	<u>47,640.41</u>
OFFICE OF TECHNOLOGY ASSESSMENT			
BUDGET RECEIPTS			
TRUST FUND ACCOUNTS:			
CONTRIBUTIONS AND DONATIONS, OFFICE OF TECHNOLOGY ASSESSMENT 2 USC 475 A 31 USC 725 . . . . .	07 8094	25.00	- - - - -
TOTAL, BUDGET RECEIPTS. . . . .		<u>25.00</u>	<u>- - - - -</u>
PROPRIETARY RECEIPTS FROM THE PUBLIC			
GENERAL FUND ACCOUNTS:			
SERVICE CHARGES FOR ALLOTMENTS OF PAY FOR SAVINGS ACCOUNTS (P.L. 90-365) . . . . .	07 2417	12.96	5.04
TOTAL, PROPRIETARY RECEIPTS FROM THE PUBLIC . . . . .		<u>12.96</u>	<u>5.04</u>
TOTAL, OFFICE OF TECHNOLOGY ASSESSMENT. . . . .		<u>37.96</u>	<u>5.04</u>
CONGRESSIONAL BUDGET OFFICE			
PROPRIETARY RECEIPTS FROM THE PUBLIC			
GENERAL FUND ACCOUNTS:			
SERVICE CHARGES FOR ALLOTMENTS OF PAY FOR SAVINGS ACCOUNTS (P.L. 90-365) . . . . .	08 2417	11.34	10.98
TOTAL, PROPRIETARY RECEIPTS FROM THE PUBLIC . . . . .		<u>11.34</u>	<u>10.98</u>
TOTAL, CONGRESSIONAL BUDGET OFFICE. . . . .		<u>11.34</u>	<u>10.98</u>

Table C - RECEIPTS BY ORGANIZATIONAL UNIT

CLASSIFICATION	RECEIPT SYMBOL	AMOUNT F.Y. 1976	AMOUNT T.Q.
ARCHITECT OF THE CAPITOL			
PROPRIETARY RECEIPTS FROM THE PUBLIC			
GENERAL FUND ACCOUNTS:			
RENT OF REAL PROPERTY, NOT OTHERWISE CLASSIFIED . . . . .	01 1830	82,312.50	23,642.50
SALE OF POWER AND OTHER UTILITIES, NOT OTHERWISE CLASSIFIED . . . . .	01 2249	673,577.87	6,562.61
SALE OF PUBLICATIONS AND REPRODUCTIONS, NOT OTHERWISE CLASSIFIED . . . . .	01 2259	3,563.40	- - - - -
SERVICE CHARGES FOR ALLOTMENTS OF PAY FOR SAVINGS ACCOUNTS (P.L. 90-365) . . . . .	01 2417	- - - - -	26.88
NET PROCEEDS FROM SURPLUS PROPERTY IN UNITED STATES (31 USC 725C) . . . . .	01 2637	4,124.61	1,544.76
RECOVERIES FOR GOVERNMENT PROPERTY LOST OR DAMAGED, NOT OTHERWISE CLASSIFIED . . . . .	01 3019	513.65	- - - - -
MISCELLANEOUS RECOVERIES AND REFUNDS, NOT OTHERWISE CLASSIFIED . . . . .	01 3099	95,536.05	2.85
TOTAL, PROPRIETARY RECEIPTS FROM THE PUBLIC . . . . .		<u>859,628.08</u>	<u>31,779.60</u>
TOTAL, ARCHITECT OF THE CAPITOL . . . . .		<u>859,628.08</u>	<u>31,779.60</u>
BOTANIC GARDEN			
PROPRIETARY RECEIPTS FROM THE PUBLIC			
GENERAL FUND ACCOUNTS:			
SERVICE CHARGES FOR ALLOTMENTS OF PAY FOR SAVINGS ACCOUNTS (P.L. 90-365) . . . . .	02 2417	21.24	5.46
TOTAL, PROPRIETARY RECEIPTS FROM THE PUBLIC . . . . .		<u>21.24</u>	<u>5.46</u>
TOTAL, BOTANIC GARDEN . . . . .		<u>21.24</u>	<u>5.46</u>
LIBRARY OF CONGRESS			
BUDGET RECEIPTS			
GENERAL FUND ACCOUNTS:			
PATENT AND COPYRIGHT FEES . . . . .	03 0840	2,551,341.91	653,837.96
FURFEITURES OF UNCLAIMED MONEY AND PROPERTY . . . . .	03 1060	2,355.53	- - - - -
FINES, PENALTIES, AND FORFEITURES, NOT OTHERWISE CLASSIFIED . . . . .	03 1099	34.80	- - - - -
GIFTS TO THE UNITED STATES, NOT OTHERWISE CLASSIFIED . . . . .	03 1299	31,260.60	- - - - -
SPECIAL FUND ACCOUNTS:			
CONTRIBUTIONS, OLIVER WENDELL HOLMES DEVISE FUND (69 STAT. 533) . . . . .	35 5075.1	20,167.32	5,000.00
TRUST FUND ACCOUNTS:			
CONTRIBUTIONS TO LIBRARY OF CONGRESS GIFT FUND (2 USC 160) . . . . .	03 8031	1,968,545.95	297,733.57
CONTRIBUTIONS TO LIBRARY OF CONGRESS TRUST FUND, PERMANENT LOAN ACCOUNT (2 USC 158) . . . . .	03 8032.1	25,275.00	2,660.00
CONTRIBUTIONS TO INVESTMENT ACCOUNT, LIBRARY OF CONGRESS TRUST FUND 2 USC 158 . . . . .	03 8032.3	2,221.94	-2,660.00
TOTAL, BUDGET RECEIPTS. . . . .		<u>4,601,203.05</u>	<u>956,571.53</u>
PROPRIETARY RECEIPTS FROM THE PUBLIC			
GENERAL FUND ACCOUNTS:			
ROYALTIES ON PATENTS, TRADEMARKS, AND COPYRIGHTS . . . . .	03 2040	74.20	- - - - -
SALE OF PUBLICATIONS AND REPRODUCTIONS, NOT OTHERWISE CLASSIFIED . . . . .	03 2259	7,606,029.34	1,398,128.15
FEES AND OTHER CHARGES FOR ACCOUNTING AND AUDITING SERVICES . . . . .	03 2412	316.87	91.43

Table C - RECEIPTS BY ORGANIZATIONAL UNIT

CLASSIFICATION	RECEIPT SYMBOL	AMOUNT F.Y. 1976	AMOUNT T.Q.
LEGISLATIVE BRANCH-CONTINUED			
LIBRARY OF CONGRESS-CONTINUED			
PROPRIETARY RECEIPTS FROM THE PUBLIC-CONTINUED			
GENERAL FUND ACCOUNTS-CONTINUED			
SERVICE CHARGES FOR ALLOTMENTS OF PAY FOR SAVINGS ACCOUNTS (P.L. 90-365) . . . . .	03 2417	4,613.04	1,125.66
FEES AND OTHER CHARGES FOR OTHER SERVICES . . . . .	03 2419.2	494.17	892.73
FEES AND OTHER CHARGES FOR COMMUNICATION AND TRANSPORTATION SERVICES, NOT OTHERWISE CLASSIFIED . . . . .	03 2429	259.30	36.00
FEES AND OTHER CHARGES FOR SPECIAL BENEFITS, NOT OTHERWISE CLASSIFIED . . . . .	03 2469	96.45	- - - - -
NET PROCEEDS FROM SURPLUS AND EXCESS PROPERTY IN FOREIGN AREAS . . . . .	03 2633	219.72	- - - - -
PROCEEDS FROM SALE OF EQUIPMENT AND OTHER PERSONAL PROPERTY, NOT OTHERWISE CLASSIFIED . .	03 2649	2,803.83	226.89
SALE OF SCRAP AND SALVAGE MATERIALS . . . . .	03 2650	2,026.28	- - - - -
RECOVERIES FOR GOVERNMENT PROPERTY LOST OR DAMAGED, NOT OTHERWISE CLASSIFIED . . . . .	03 3019	684.95	760.00
TRUST FUND ACCOUNTS:			
INCOME FROM DONATED SECURITIES, LIBRARY OF CONGRESS TRUST FUND . . . . .	03 8032.21	29,650.99	16,857.05
DEPOSITS, SERVICE FEES, LIBRARY OF CONGRESS (31 USC 725R) . . . . .	03 8208	2,516,370.10	426,326.19
TOTAL, PROPRIETARY RECEIPTS FROM THE PUBLIC . . . . .		<u>10,163,639.24</u>	<u>1,844,444.10</u>
INTRABUDGETARY RECEIPTS DEDUCTED BY AGENCY			
SPECIAL FUND ACCOUNTS:			
INTEREST ON UNINVESTED FUNDS, OLIVER WENDELL HOLMES DEVISE FUND (69 STAT. 533) . . . . .	35 5075.2	3,504.22	934.72
TOTAL INTRABUDGETARY RECEIPTS DEDUCTED BY AGENCY . . . . .		<u>3,504.22</u>	<u>934.72</u>
UNDISTRIBUTED OFFSETTING RECEIPTS			
TRUST FUND ACCOUNTS:			
INTEREST ON BEQUEST OF GERTRUDE M. HUBBARD, LIBRARY OF CONGRESS (37 STAT 319) . . . . .	03 8022.2	882.88	385.46
INTEREST ON LIBRARY OF CONGRESS TRUST FUND, PERMANENT LOAN (2 USC 158) . . . . .	03 8032.2	111,678.06	- - - - -
INTEREST ON PERMANENT LOAN FUND, LIBRARY OF CONGRESS TRUST FUND . . . . .	03 8032.22	169,552.55	74,466.00
TOTAL, UNDISTRIBUTED OFFSETTING RECEIPTS . . . . .		<u>282,113.49</u>	<u>74,851.46</u>
TOTAL, LIBRARY OF CONGRESS . . . . .		<u>15,050,460.00</u>	<u>2,876,801.81</u>
GENERAL ACCOUNTING OFFICE			
BUDGET RECEIPTS			
GENERAL FUND ACCOUNTS:			
FORFEITURES OF UNCLAIMED MONEY AND PROPERTY . . .	05 1060	4,635.12	1,699.44
TOTAL, BUDGET RECEIPTS . . . . .		<u>4,635.12</u>	<u>1,699.44</u>

Table C - RECEIPTS BY ORGANIZATIONAL UNIT

CLASSIFICATION	RECEIPT SYMBOL	AMOUNT F.Y. 1976	AMOUNT T.Q.
LEGISLATIVE BRANCH-CONTINUED			
PROPRIETARY RECEIPTS FROM THE PUBLIC			
GENERAL FUND ACCOUNTS:			
MISCELLANEOUS INTEREST COLLECTIONS, NOT OTHERWISE CLASSIFIED . . . . .	05 1499	282.47	- - - - -
SALE OF PUBLICATIONS AND REPRODUCTIONS, NOT OTHERWISE CLASSIFIED . . . . .	05 2259	19,540.80	6,684.44
FEES AND OTHER CHARGES FOR ACCOUNTING AND AUDITING SERVICES . . . . .	05 2412	86,292.28	3,240.00
SERVICE CHARGES FOR ALLOTMENTS OF PAY FOR SAVINGS ACCOUNTS (P.L. 90-365) . . . . .	05 2417	3,375.42	1,335.12
DEPOSITS FOR SURVIVOR ANNUITY BENEFITS . . . . .	05 2462	7,457.97	465.75
REFUNDS OF ERRONEOUS PAYMENTS . . . . .	05 3060	4,062,663.51	1,297,697.10
MISCELLANEOUS RECOVERIES AND REFUNDS, NOT OTHERWISE CLASSIFIED . . . . .	05 3099	238,257.32	153,293.55
BUDGET CLEARING ACCOUNTS:			
BUDGET CLEARING ACCOUNT (SUSPENSE) . . . . .	05F3875	2,857.42	7,904.12
TOTAL, PROPRIETARY RECEIPTS FROM THE PUBLIC . . . . .		<u>4,420,727.19</u>	<u>1,470,620.08</u>
INTRABUDGETARY RECEIPTS DEDUCTED BY AGENCY			
GENERAL FUND ACCOUNTS:			
CHARGES FOR SERVICES TO PUBLIC ENTERPRISE FUNDS . . . . .	05 2413	286,700.98	131,974.02
CHARGES FOR SERVICES TO TRUST FUNDS . . . . .	05 2414	27,645.00	30,590.00
TOTAL INTRABUDGETARY RECEIPTS DEDUCTED BY AGENCY . . . . .		<u>314,345.98</u>	<u>162,564.02</u>
TOTAL, GENERAL ACCOUNTING OFFICE . . . . .		<u>4,739,708.29</u>	<u>1,634,883.54</u>
COST-ACCOUNTING STANDARDS BOARD			
PROPRIETARY RECEIPTS FROM THE PUBLIC			
GENERAL FUND ACCOUNTS:			
SERVICE CHARGES FOR ALLOTMENTS OF PAY FOR SAVINGS ACCOUNTS (P.L. 90-365) . . . . .	06 2417	40.32	10.38
TOTAL, PROPRIETARY RECEIPTS FROM THE PUBLIC . . . . .		<u>40.32</u>	<u>10.38</u>
TOTAL, COST-ACCOUNTING STANDARDS BOARD . . . . .		<u>40.32</u>	<u>10.38</u>
UNITED STATES TAX COURT			
BUDGET RECEIPTS			
GENERAL FUND ACCOUNTS:			
FEES FOR LEGAL AND JUDICIAL SERVICES, NOT OTHERWISE CLASSIFIED . . . . .	23 0869	136,448.92	31,084.63
TRUST FUND ACCOUNTS:			
DEDUCTIONS FROM EMPLOYEES SALARIES, TAX COURT JUDGES SURVIVORS ANNUITY FUND (26 USC 7448C) . . . . .	23 8115.1	23,728.50	5,565.00
TOTAL, BUDGET RECEIPTS . . . . .		<u>160,177.42</u>	<u>36,649.63</u>
PROPRIETARY RECEIPTS FROM THE PUBLIC			
GENERAL FUND ACCOUNTS:			
RECOVERIES FOR GOVERNMENT PROPERTY LOST OR DAMAGED, NOT OTHERWISE CLASSIFIED . . . . .	23 3019	1.06	- - - - -
TOTAL, PROPRIETARY RECEIPTS FROM THE PUBLIC . . . . .		<u>1.06</u>	<u>- - - - -</u>



Table C— RECEIPTS BY ORGANIZATIONAL UNIT

CLASSIFICATION	RECEIPT SYMBOL	AMOUNT F. Y. 1976	AMOUNT T. Q.
LEGISLATIVE BRANCH—CONTINUED			
UNDISTRIBUTED OFFSETTING RECEIPTS			
TRUST FUND ACCOUNTS:			
INTEREST AND PROFITS ON INVESTMENTS, TAX COURT JUDGES SURVIVORS ANNUITY FUND (26 USC 7448 (E)) . . . . .	23 8115.2	34,067.32	16,694.38
EMPLOYING AGENCY CONTRIBUTIONS, TAX COURT JUDGES SURVIVORS ANNUITY FUND (26 USC 7448C) . . . . .	23 8115.3	30,000.00	7,500.00
TOTAL, UNDISTRIBUTED OFFSETTING RECEIPTS . . . . .		64,067.32	24,194.38
TOTAL, UNITED STATES TAX COURT. . . . .		224,245.80	60,844.01
TOTAL, LEGISLATIVE BRANCH . . . . .		20,977,980.99	4,651,981.23
THE JUDICIARY			
BUDGET RECEIPTS			
GENERAL FUND ACCOUNTS:			
IMMIGRATION, PASSPORT AND CONSULAR FEES . . . . .	10 0830	2,147.76	- - - - -
REGISTRATION AND FILING FEES . . . . .	10 0850	28,783.00	60,289.00
FEES FOR LEGAL AND JUDICIAL SERVICES, NOT OTHERWISE CLASSIFIED . . . . .	10 0869	4,173,283.14	915,448.44
FINES, PENALTIES, AND FORFEITURES, AGRICULTURAL LAWS . . . . .	10 1010	27,182.98	17,987.20
FINES, PENALTIES, AND FORFEITURES, ECONOMIC STABILIZATION LAWS . . . . .	10 1020	3,265.00	570.00
FINES, PENALTIES, AND FORFEITURES, IMMIGRATION AND LABOR LAWS . . . . .	10 1030	547,034.68	127,399.98
FINES, PENALTIES, AND FORFEITURES, CUSTOMS, COMMERCE AND ANTITRUST LAWS . . . . .	10 1040	3,654,141.36	545,171.75
FINES, PENALTIES, AND FORFEITURES, NARCOTIC, PROHIBITION AND ALCOHOL LAWS . . . . .	10 1050	1,264,570.62	166,829.62
FORFEITURES OF UNCLAIMED MONEY AND PROPERTY . . . . .	10 1060	677,034.33	283,972.95
FINES, PENALTIES, AND FORFEITURES, NOT OTHERWISE CLASSIFIED . . . . .	10 1099	16,146,834.20	4,238,266.84
GIFTS TO THE UNITED STATES, NOT OTHERWISE CLASSIFIED . . . . .	10 1299	28.26	- - - - -
SPECIAL FUND ACCOUNTS:			
REFEREES' SALARY AND EXPENSE FUND (11 USC 68) . . . . .	10 5040	20,384,520.15	5,303,536.97
TRUST FUND ACCOUNTS:			
DEDUCTIONS FROM EMPLOYEES SALARIES, JUDICIAL SURVIVORS ANNUITY FUND (28 USC 376) . . . . .	10 8110.1	789,154.42	198,204.15
TOTAL, BUDGET RECEIPTS. . . . .		47,697,979.90	11,857,676.90
PROPRIETARY RECEIPTS FROM THE PUBLIC			
GENERAL FUND ACCOUNTS:			
INTEREST ON PUBLIC DEPOSITS . . . . .	10 1482	6,839.08	11,799.45
SALE OF PUBLICATIONS AND REPRODUCTIONS, NOT OTHERWISE CLASSIFIED . . . . .	10 2259	4,857.00	33,575.42
FEES AND OTHER CHARGES FOR ACCOUNTING AND AUDITING SERVICES . . . . .	10 2412	178.08	- - - - -
SERVICE CHARGES FOR ALLOTMENTS OF PAY FOR SAVINGS ACCOUNTS (P.L. 90-365) . . . . .	10 2417	4,123.26	1,103.58

Table C - RECEIPTS BY ORGANIZATIONAL UNIT

CLASSIFICATION	RECEIPT SYMBOL	AMOUNT F.Y. 1976	AMOUNT T.Q.
THE JUDICIARY-CONTINUED			
PROPRIETARY RECEIPTS FROM THE PUBLIC-CONTINUED			
GENERAL FUND ACCOUNTS-CONTINUED			
FEES AND OTHER CHARGES FOR OTHER SERVICES . . . . .	10 2419.2	45,614.98	164,148.22
COMMISSIONS ON TELEPHONE PAY STATIONS . . . . .	10 2423	- - - - -	16.52
CHARGES FOR TESTING, INSPECTION AND GRADING SERVICES, NOT OTHERWISE CLASSIFIED . . . . .	10 2449	1,000.00	- - - - -
PROCEEDS FROM SALE OF EQUIPMENT AND OTHER PERSONAL PROPERTY, NOT OTHERWISE CLASSIFIED . . . . .	10 2649	5,803.69	2,422.72
MISCELLANEOUS RECOVERIES AND REFUNDS, NOT OTHERWISE CLASSIFIED . . . . .	10 3099	99,473.72	32,181.36
TRUST FUND ACCOUNTS:			
ADVANCES FOR THE OPERATION OF THE PUBLIC DEFENDER SERVICE FOR THE DISTRICT OF COLUMBIA (74 STAT. 231; 84 STAT. 654) . . . . .	10 8120	2,146,958.71	581,084.47
TOTAL, PROPRIETARY RECEIPTS FROM THE PUBLIC . . . . .		<u>2,314,848.52</u>	<u>826,331.74</u>
UNDISTRIBUTED OFFSETTING RECEIPTS			
TRUST FUND ACCOUNTS:			
INTEREST AND PROFITS ON INVESTMENTS, JUDICIAL SURVIVORS ANNUITY FUND (28 USC 376) . . . . .	10 8110.2	652,381.91	156,498.75
EMPLOYING AGENCY CONTRIBUTIONS, JUDICIAL SURVIVORS ANNUITY FUND (28 USC 376) . . . . .	10 8110.3	774,048.25	194,134.95
TOTAL, UNDISTRIBUTED OFFSETTING RECEIPTS . . . . .		<u>1,426,430.16</u>	<u>350,633.70</u>
TOTAL, THE JUDICIARY. . . . .		<u>51,439,258.58</u>	<u>13,034,642.34</u>
FUNDS APPROPRIATED TO THE PRESIDENT			
INTERNATIONAL SECURITY ASSISTANCE			
PROPRIETARY RECEIPTS FROM THE PUBLIC			
GENERAL FUND ACCOUNTS:			
INTEREST ON FOREIGN MILITARY CREDIT SALES . . . . .	11 1468	78,128,641.24	29,488,721.32
OTHER FEES AND CHARGES FOR MISCELLANEOUS SERVICES . . . . .	11 2499	2,861,500.00	1,869,250.00
REPAYMENT OF LOANS, FOREIGN MILITARY CREDIT SALES RECOVERIES, MILITARY ASSISTANCE TO FOREIGN NATIONS . . . . .	11 2968	127,895,557.68	70,883,064.60
RECOVERIES, MILITARY ASSISTANCE TO FOREIGN NATIONS . . . . .	17 3047.1	145,232.54	1,666,348.05
RECOVERIES, MILITARY ASSISTANCE TO FOREIGN NATIONS . . . . .	21 3047.1	949,089.60	534,444.46
RECOVERIES, MILITARY ASSISTANCE TO FOREIGN NATIONS . . . . .	57 3047.1	7,593,949.75	9,399,518.57
RECOVERIES MADE UNDER SEC. 514 OF THE FOREIGN ASSISTANCE ACT OF 1961, AS AMENDED . . . . .	17 3047.2	696.32	- - - - -
RECOVERIES, EXCESS DEFENSE ARTICLES, MILITARY ASSISTANCE . . . . .	21 3048	473,381.36	154,090.84
RECOVERIES, EXCESS DEFENSE ARTICLES, MILITARY ASSISTANCE . . . . .	57 3048	527,230.00	- - - - -
RECOVERIES, EXCESS DEFENSE ARTICLES, MILITARY ASSISTANCE . . . . .	97 3048	117,653.65	111,878.69
TRUST FUND ACCOUNTS:			
DEPOSITS, ADVANCES, FOREIGN MILITARY SALES (22 USC 2761, 2762) . . . . .	17 8242	1,555,125,767.07	817,395,631.90
DEPOSITS, ADVANCES, FOREIGN MILITARY SALES (22 USC 2761, 2762) . . . . .	21 8242	3,280,543,477.86	920,336,222.72
DEPOSITS, ADVANCES, FOREIGN MILITARY SALES (22 USC 2761, 2762) . . . . .	57 8242	2,375,006,524.56	801,517,500.03
DEPOSITS, ADVANCES, FOREIGN MILITARY SALES (22 USC 2761, 2762) . . . . .	97 8242	46,418,795.98	- - - - -
BUDGET CLEARING ACCOUNTS:			
BUDGET CLEARING ACCOUNT (SUSPENSE) . . . . .	11F3875	-907.25	- - - - -
TOTAL, PROPRIETARY RECEIPTS FROM THE PUBLIC . . . . .		<u>7,475,786,590.36</u>	<u>2,653,356,671.18</u>
TOTAL, INTERNATIONAL SECURITY ASSISTANCE. . . . .		<u>7,475,786,590.36</u>	<u>2,653,356,671.18</u>

Table C - RECEIPTS BY ORGANIZATIONAL UNIT

CLASSIFICATION	RECEIPT SYMBOL	AMOUNT F. Y. 1976	AMOUNT T. Q.
FUNDS APPROPRIATED TO THE PRESIDENT-CONTINUED			
INTERNATIONAL DEVELOPMENT ASSISTANCE			
BUDGET RECEIPTS			
GENERAL FUND ACCOUNTS:			
FORFEITURES OF UNCLAIMED MONEY AND PROPERTY . . .	72 1060	171.95	297,925.19
FINES, PENALTIES, AND FORFEITURES, NOT OTHERWISE CLASSIFIED . . . . .	72 1099	102.26	142.43
TRUST FUND ACCOUNTS:			
GIFTS AND DONATIONS, AGENCY FOR INTERNATIONAL DEVELOPMENT (22 USC 2395 (D)) . . . . .	72 8824	54.12	- - - - -
TOTAL, BUDGET RECEIPTS. . . . .		<u>328.33</u>	<u>298,067.62</u>
PROPRIETARY RECEIPTS FROM THE PUBLIC			
GENERAL FUND ACCOUNTS:			
INTEREST ON DEFERRED FOREIGN COLLECTIONS OR PAYMENTS . . . . .	72 1464	4,265.45	- - - - -
INTEREST ON LOANS, FOREIGN ASSISTANCE ACT OF 1961 MISCELLANEOUS INTEREST COLLECTIONS, NOT OTHERWISE CLASSIFIED . . . . .	72 1466	<sup>1</sup> 151,906,362.63	67,862,516.01
GAIN BY EXCHANGE . . . . .	72 1499	13,129.13	23,013.27
RENT OF EQUIPMENT AND OTHER PERSONAL PROPERTY . . . . .	72 1680	387.84	15.87
SALE OF PUBLICATIONS AND REPRODUCTIONS, NOT OTHERWISE CLASSIFIED . . . . .	72 1840	261.26	- - - - -
SALES OF MISCELLANEOUS PRODUCTS AND BY-PRODUCTS, NOT OTHERWISE CLASSIFIED . . . . .	72 2259	5,004.63	2,095.82
FEES AND OTHER CHARGES FOR ACCOUNTING AND AUDITING SERVICES . . . . .	72 2299	10.00	48.00
SERVICE CHARGES FOR ALLOTMENTS OF PAY FOR SAVINGS ACCOUNTS (P.L. 90-365) . . . . .	72 2412	278.38	60.52
FEES AND OTHER CHARGES FOR PROGRAM ADMINISTRATIVE SERVICES . . . . .	72 2417	2,704.50	614.40
FEES AND OTHER CHARGES FOR COMMUNICATION AND TRANSPORTATION SERVICES, NOT OTHERWISE CLASSIFIED . . . . .	72 2419.1	229.98	- - - - -
OTHER FEES AND CHARGES FOR MISCELLANEOUS SERVICES . . . . .	72 2429	24,485.84	5,493.86
SALE OF OTHER REAL PROPERTY, NOT OTHERWISE CLASSIFIED . . . . .	72 2499	6,125.40	227.07
NET PROCEEDS FROM SURPLUS AND EXCESS PROPERTY IN FOREIGN AREAS . . . . .	72 2629	289.67	- - - - -
PROCEEDS FROM SALE OF EQUIPMENT AND OTHER PERSONAL PROPERTY, NOT OTHERWISE CLASSIFIED . . . . .	72 2633	12,614.90	951.11
SALE OF SCRAP AND SALVAGE MATERIALS . . . . .	72 2649	71,475.49	2,175.86
DOLLAR REPAYMENTS OF LOANS, AGENCY FOR INTERNATIONAL DEVELOPMENT . . . . .	72 2650	36,571.53	3,955.75
RECOVERIES FOR GOVERNMENT PROPERTY LOST OR DAMAGED, NOT OTHERWISE CLASSIFIED . . . . .	72 2941	<sup>2</sup> 201,033,145.04	99,819,610.10
RECOVERIES, ECONOMIC AND TECHNICAL ASSISTANCE TO FOREIGN NATIONS . . . . .	72 3019	696.47	22.98
MISCELLANEOUS RECOVERIES ON FOREIGN AID PROGRAMS . . . . .	11 3043	1,149,369.86	1,136,876.71
REFUNDS OF ERRONEOUS PAYMENTS . . . . .	72 3049	369,700.00	- - - - -
MISCELLANEOUS RECOVERIES AND REFUNDS, NOT OTHERWISE CLASSIFIED . . . . .	11 3060	192.17	- - - - -
	72 3099	4,165.57	2,636.02
TRUST FUND ACCOUNTS:			
UNITED STATES DOLLARS ADVANCED FROM FOREIGN GOVERNMENTS FOR TECHNICAL ASSISTANCE (22 USC 2761, 2762) . . . . .	72 8502	5,223,542.73	679,475.61
BUDGET CLEARING ACCOUNTS:			
REPAYMENTS ON ACCOUNT OF MUTUAL SECURITY LOANS, (SUSPENSE) . . . . .	72F2866	- - - - -	525,747.41
PROCEEDS OF SALES, PERSONAL PROPERTY (SUSPENSE) . . . . .	72F3845	-638,824.76	-1,014,951.13
BUDGET CLEARING ACCOUNT (SUSPENSE) . . . . .	72F3875	-1,976,815.40	838,371.78
TOTAL, PROPRIETARY RECEIPTS FROM THE PUBLIC . . . . .		<u>357,249,368.31</u>	<u>169,888,957.02</u>
TOTAL, INTERNATIONAL DEVELOPMENT ASSISTANCE . . . . .		<u>357,249,696.64</u>	<u>170,187,024.64</u>

Table C - RECEIPTS BY ORGANIZATIONAL UNIT

CLASSIFICATION	RECEIPT SYMBOL	AMOUNT F.Y. 1976	AMOUNT T.Q.
FUNDS APPROPRIATED TO THE PRESIDENT-CONTINUED			
OTHER EXECUTIVE OFFICES			
PROPRIETARY RECEIPTS FROM THE PUBLIC			
SPECIAL FUND ACCOUNTS:			
NAVAL PETROLEUM RESERVE, SPECIAL ACCOUNT . . . . .	11 5001	- - - - -	12,340,408.23
BUDGET CLEARING ACCOUNTS:			
BUDGET CLEARING ACCOUNT (SUSPENSE) . . . . .	11F3875	-36.57	350.00
TOTAL, PROPRIETARY RECEIPTS FROM THE PUBLIC . . . . .		-36.57	12,340,758.23
TOTAL, OTHER EXECUTIVE OFFICES. . . . .		-36.57	12,340,758.23
TOTAL, FUNDS APPROPRIATED TO THE PRESIDENT . . . . .		7,833,036,250.43	2,835,884,454.05
DEPARTMENT OF AGRICULTURE			
BUDGET RECEIPTS			
GENERAL FUND ACCOUNTS:			
MISCELLANEOUS TAXES, NOT OTHERWISE CLASSIFIED . . . . .	12 0199	13.70	- - - - -
FEES FOR LEGAL AND JUDICIAL SERVICES, NOT OTHERWISE CLASSIFIED . . . . .	12 0869	273.24	75.20
MISCELLANEOUS FEES FOR REGULATORY AND JUDICIAL SERVICES, NOT OTHERWISE CLASSIFIED . . . . .	12 0890	129,152.55	33,855.00
FINES, PENALTIES, AND FORFEITURES, AGRICULTURAL LAWS . . . . .	12 1010	817,490.44	147,121.63
FORFEITURES OF UNCLAIMED MONEY AND PROPERTY . . . . .	12 1060	3,157.13	690.84
FINES, PENALTIES, AND FORFEITURES, NOT OTHERWISE CLASSIFIED . . . . .	12 1099	408,717.46	763,061.47
CONTRIBUTIONS TO 'CONSCIENCE FUND' . . . . .	12 1210	282.84	28.06
GIFTS TO THE UNITED STATES, NOT OTHERWISE CLASSIFIED . . . . .	12 1299	466.11	143.50
SPECIAL FUND ACCOUNTS:			
DEPOSITS, PERISHABLE AGRICULTURAL COMMODITIES ACT FUND (7 USC 499C (B)) . . . . .	12 5070	1,675,123.84	443,286.71
TOTAL, BUDGET RECEIPTS. . . . .		3,034,677.31	1,388,262.41
PROPRIETARY RECEIPTS FROM THE PUBLIC			
GENERAL FUND ACCOUNTS:			
INTEREST ON LOANS TO STATES, MUNICIPALITIES, AND OTHER PUBLIC BODIES, NOT OTHERWISE CLASSIFIED . . . . .	12 1449	6,793.66	- - - - -
INTEREST ON PUBLIC DEPOSITS . . . . .	12 1482	170.23	- - - - -
MISCELLANEOUS INTEREST COLLECTIONS, NOT OTHERWISE CLASSIFIED . . . . .	12 1499	148,006.31	119,872.96
GAIN BY EXCHANGE . . . . .	12 1680	1,285.36	8,034.53
MISCELLANEOUS DIVIDENDS AND EARNINGS, NOT OTHERWISE CLASSIFIED . . . . .	12 1699	960.81	39.33
RENT AND BONUSES FROM LAND LEASES FOR RESOURCE EXPLORATION AND EXTRACTION . . . . .	12 1811	2,092,318.59	211.50
RENT OF LAND, NOT OTHERWISE CLASSIFIED . . . . .	12 1812	869,253.24	2,879.30
RENT OF REAL PROPERTY, NOT OTHERWISE CLASSIFIED . . . . .	12 1830	59,549.87	54,764.22
RENT OF EQUIPMENT AND OTHER PERSONAL PROPERTY . . . . .	12 1840	358.20	237.20
ROYALTIES ON NATURAL RESOURCES, NOT OTHERWISE CLASSIFIED . . . . .	12 2039	14,667.74	- - - - -
ROYALTIES ON PATENTS, TRADEMARKS, AND COPYRIGHTS . . . . .	12 2040	29.00	43.02

Table C - RECEIPTS BY ORGANIZATIONAL UNIT

CLASSIFICATION	RECEIPT SYMBOL	AMOUNT F. Y. 1976	AMOUNT T. Q.
DEPARTMENT OF AGRICULTURE-CONTINUED			
PROPRIETARY RECEIPTS FROM THE PUBLIC-CONTINUED			
GENERAL FUND ACCOUNTS-CONTINUED			
SALE OF AGRICULTURAL PRODUCTS, LIVESTOCK AND LIVESTOCK PRODUCTS . . . . .	12 2210	1,026,349.58	15,803.70
NATIONAL FORESTS FUND (GENERAL) . . . . .	12 2221	230,729,227.62	281,344,885.47
SALE OF TIMBER, WILDLIFE AND OTHER NATURAL LAND PRODUCTS, NOT OTHERWISE CLASSIFIED . . . . .	12 2229	- - - - -	265.00
SALE OF POWER AND OTHER UTILITIES, NOT OTHERWISE CLASSIFIED . . . . .	12 2249	198.78	- - - - -
SALE OF PUBLICATIONS AND REPRODUCTIONS, NOT OTHERWISE CLASSIFIED . . . . .	12 2259	30,856.36	9,677.45
SALES OF MISCELLANEOUS PRODUCTS AND BY-PRODUCTS, NOT OTHERWISE CLASSIFIED . . . . .	12 2299	187,263.63	64,100.36
FEES AND OTHER CHARGES FOR ACCOUNTING AND AUDITING SERVICES . . . . .	12 2412	6,162.60	2,036.00
SERVICE CHARGES FOR ALLOTMENTS OF PAY FOR SAVINGS ACCOUNTS (P.L. 90-365) . . . . .	12 2417	48,011.70	14,134.56
FEES AND OTHER CHARGES FOR PROGRAM ADMINISTRATIVE SERVICES . . . . .	12 2419.1	12,442.54	5,129.75
FEES AND OTHER CHARGES FOR OTHER SERVICES . . . . .	12 2419.2	22,012.10	2,539.08
FEES AND OTHER CHARGES FOR SERVICES, FREEDOM OF INFORMATION ACT . . . . .	12 2419.3	487.40	62.80
COMMISSIONS ON TELEPHONE PAY STATIONS . . . . .	12 2423	1,634.50	567.39
FEES AND OTHER CHARGES FOR COMMUNICATION AND TRANSPORTATION SERVICES, NOT OTHERWISE CLASSIFIED . . . . .	12 2429	151.57	5.00
CHARGES FOR SUBSISTENCE, LAUNDRY AND HEALTH SERVICES . . . . .	12 2430	2,111.60	284.78
CHARGES FOR TESTING, INSPECTION AND GRADING SERVICES, NOT OTHERWISE CLASSIFIED . . . . .	12 2449	311,324.47	95,518.95
BUSINESS CONCESSIONS . . . . .	12 2465	79.20	- - - - -
FEES AND OTHER CHARGES FOR SPECIAL BENEFITS, NOT OTHERWISE CLASSIFIED . . . . .	12 2469	65,503.86	24,391.95
OTHER FEES AND CHARGES FOR MISCELLANEOUS SERVICES . . . . .	12 2499	16,115.43	5,211.27
SALE OF OTHER REAL PROPERTY, NOT OTHERWISE CLASSIFIED . . . . .	12 2629	477,635.51	294,200.00
NET PROCEEDS FROM SURPLUS AND EXCESS PROPERTY IN FOREIGN AREAS . . . . .	12 2633	2,628.83	2,560.99
NET PROCEEDS FROM SURPLUS PROPERTY IN UNITED STATES (31 USC 725C) . . . . .	12 2637	3,027.38	167.11
PROCEEDS FROM SALE OF EQUIPMENT AND OTHER PERSONAL PROPERTY, NOT OTHERWISE CLASSIFIED . . . . .	12 2649	107,848.40	41,319.65
SALE OF SCRAP AND SALVAGE MATERIALS . . . . .	12 2650	60,944.55	10,958.14
MISCELLANEOUS REPAYMENTS ON LOANS AND INVESTMENTS . . . . .	12 2899	3,398.14	54.12
REPAYMENTS OF LOANS, WATERSHED WORKS OF IMPROVEMENT, SOIL CONSERVATION SERVICE, AGRICULTURE . . . . .	12 2907	8,336.27	- - - - -
REPAYMENTS OF LOANS, MISCELLANEOUS EXPIRED ACCOUNTS, AGRICULTURE . . . . .	12 2989	46,130.76	4,718.70
RECOVERIES FOR GOVERNMENT PROPERTY LOST OR DAMAGED, NOT OTHERWISE CLASSIFIED . . . . .	12 3019	836,292.11	219,814.82
MISCELLANEOUS RECOVERIES OF EXCESS PROFITS AND COSTS . . . . .	12 3032	39,932.95	6,051.26
RECOVERIES FOR BREACH OF CONTRACT . . . . .	12 3080	196,086.80	- - - - -
MISCELLANEOUS RECOVERIES AND REFUNDS, NOT OTHERWISE CLASSIFIED . . . . .	12 3099	1,298,149.92	291,080.17
SPECIAL FUND ACCOUNTS:			
LAND AND WATER CONSERVATION FUND, SURPLUS PROPERTY SALES (16 USC 460L-5) . . . . .	12 5005.2	26,662.69	6,970.72
FEES FOR SPECIAL SERVICES, NATIONAL FORESTS FUND (16 USC 471) . . . . .	12 5008.1	<sup>3</sup> 2,062,873.59	<sup>3</sup> 801,915.34
RENT OF LAND, NATIONAL FORESTS FUND (16 USC 471) . . . . .	12 5008.2	<sup>3</sup> 1,140,356.80	<sup>3</sup> 11,964,766.61
SALE OF TIMBER AND OTHER PRODUCTS, NATIONAL FORESTS FUND (16 USC 471) . . . . .	12 5008.3	<sup>3</sup> 80,774,178.25	<sup>3</sup> 237,119,747.50
ANNUAL ADMISSION RECREATION PERMIT, GOLDEN EAGLE PASSPORT, FOREST SERVICE, AGRICULTURE (16 USC 460L-6A) . . . . .	12 5009.1	6,180.00	1,770.00
SPECIAL RECREATION USE FEES, FOREST SERVICE, AGRICULTURE (16 USC 460L-6A) . . . . .	12 5009.11	2,787,387.96	3,159,008.57
FEES FOR SPECIAL SERVICES, NATIONAL FORESTS FUND, PAYMENTS TO STATES (16 USC 500) . . . . .	12 5201.1	<sup>3</sup> 1,724,323.61	<sup>3</sup> 845,648.77
RENT OF LAND, NATIONAL FORESTS FUND, PAYMENTS TO STATES (16 USC 500) . . . . .	12 5201.2	<sup>3</sup> 5,171,902.65	<sup>3</sup> 5,336,948.97
SALE OF TIMBER AND OTHER PRODUCTS, NATIONAL FORESTS FUND, PAYMENTS TO STATES (16 USC 500) . . . . .	12 5201.3	<sup>3</sup> 80,897,681.59	<sup>3</sup> 103,340,847.34

Table C - RECEIPTS BY ORGANIZATIONAL UNIT

CLASSIFICATION	RECEIPT SYMBOL	AMOUNT F.Y. 1976	AMOUNT T.Q.
DEPARTMENT OF AGRICULTURE-CONTINUED			
PROPRIETARY RECEIPTS FROM THE PUBLIC-CONTINUED			
SPECIAL FUND ACCOUNTS-CONTINUED			
FEEES FOR SPECIAL SERVICES, NATIONAL FORESTS FUND, ROADS AND TRAILS FOR STATES (16 USC 501)	12 5203.1	705,272.60	338,261.20
RENT OF LAND, NATIONAL FORESTS FUND, ROADS AND TRAILS FOR STATES (16 USC 501)	12 5203.2	2,115,380.89	2,134,790.28
SALE OF TIMBER AND OTHER PRODUCTS, NATIONAL FORESTS FUND, ROADS AND TRAILS FOR STATES (16 USC 501)	12 5203.3	33,088,289.03	47,336,546.03
DEPOSITS, BRUSH DISPOSAL (16 USC 490)	12 5206	28,906,310.25	10,645,307.41
RECEIPTS, COOPERATIVE RANGE IMPROVEMENTS (16 USC 580H)	12 5207	700,000.00	- - - - -
FEEES FOR SPECIAL SERVICES, RECEIPTS FOR ACQUISITION OF NATIONAL FORESTS LANDS UNDER SPECIAL ACTS (58 STAT. 227)	12 5208.1	3,162.14	- - - - -
RENT OF LAND, RECEIPTS FOR ACQUISITION OF NATIONAL FORESTS LANDS UNDER SPECIAL ACTS (58 STAT. 227)	12 5208.2	9,484.44	-22,003.84
SALE OF TIMBER AND OTHER PRODUCTS, RECEIPTS FOR ACQUISITION OF NATIONAL FORESTS LANDS UNDER SPECIAL ACTS (58 STAT. 227)	12 5208.3	148,353.42	- - - - -
FEEES FOR SPECIAL SERVICES, DEPOSITS FOR PAYMENTS TO SCHOOL FUNDS, ARIZONA AND NEW MEXICO (36 STAT. 562, 573)	12 5211.1	<sup>3</sup> 1,508.92	<sup>3</sup> 1,133.06
RENT OF LAND, DEPOSITS FOR PAYMENTS TO SCHOOL FUNDS, ARIZONA AND NEW MEXICO (36 STAT. 562, 573)	12 5211.2	<sup>3</sup> 4,525.83	<sup>3</sup> 7,150.81
SALE OF TIMBER AND OTHER PRODUCTS, DEPOSITS FOR PAYMENTS TO SCHOOL FUNDS, ARIZONA AND NEW MEXICO (36 STAT. 562, 573)	12 5211.3	<sup>3</sup> 70,791.95	<sup>3</sup> 138,463.22
NATIONAL FORESTS FUND, PAYMENT TO MINNESOTA (COOK, LAKE, AND SAINT LOUIS COUNTIES) (16 USC 577G, 577G-1)	12 5213	259,038.49	259,038.49
ROYALTIES FROM CHARACTER MERCHANDISING, FOREST SERVICE	12 5214	229,827.17	37,404.45
FORFEITURES AND RECOVERIES, FOREST SERVICE LANDS (16 USC 579C)	12 5215	51,201.02	15,541.68
DEPOSITS, LAND EXCHANGES, FOREST SERVICE (16 USC 484A)	12 5216	- - - - -	37,600.00
PROCEEDS OF SALE, ANIMAL QUARANTINE STATION, ANIMAL AND PLANT HEALTH INSPECTION SERVICE (67 STAT. 633)	12 5222	100,000.00	- - - - -
FEEES FOR SPECIAL BENEFITS, RECEIPTS FROM NATIONAL GRASSLANDS (7 USC 1012)	12 5896.1	-174,156.47	448,000.43
RENT OF LAND, RECEIPTS FROM NATIONAL GRASSLANDS (7 USC 1012)	12 5896.2	2,250,915.15	685,438.65
SALE OF TIMBER AND OTHER PRODUCTS, RECEIPTS FROM NATIONAL GRASSLANDS (7 USC 1012)	12 5896.3	-3,560.69	1,142.49
TRUST FUND ACCOUNTS:			
DEPOSITS OF FEEES, INSPECTION AND GRADING OF FARM PRODUCTS, ANIMAL AND PLANT HEALTH INSPECTION SERVICE (7 USC 94, 1622H, 1624)	12 8015.16	439,264.37	154,055.86
DEPOSITS OF FEEES, INSPECTION AND GRADING OF FARM PRODUCTS, CONSUMER AND MARKETING SERVICE (7 USC 94, 1622H, 1624)	12 8015.25	43,940,365.78	11,613,713.80
FOREST SERVICE COOPERATIVE FUND (16 USC 498, 572A, 572(C), 576b, 581)	12 8028	74,017,458.04	24,880,321.96
DEPOSITS, FEED AND ATTENDANTS FOR ANIMALS IN QUARANTINE, ANIMAL AND PLANT HEALTH SERVICE (67 STAT. 633)	12 8101.16	693,657.10	194,589.40
MISCELLANEOUS CONTRIBUTED FUNDS, FARMER COOPERATIVE SERVICE 7 USC 450B	12 8200.4	54,262.96	11,216.74
MISCELLANEOUS CONTRIBUTED FUNDS, SOIL CONSERVATION SERVICE (7 USC 450B)	12 8200.10	1,449,645.74	469,112.22
MISCELLANEOUS CONTRIBUTED FUNDS, AGRICULTURAL RESEARCH SERVICE	12 8200.14	796,458.00	323,587.50
MISCELLANEOUS CONTRIBUTED FUNDS, ANIMAL AND PLANT HEALTH INSPECTION SERVICE	12 8200.16	523,544.01	88,341.04
MISCELLANEOUS CONTRIBUTED FUNDS, ECONOMIC RESEARCH SERVICE (7 USC 450B)	12 8200.17	3,795.00	7,712.00
MISCELLANEOUS CONTRIBUTED FUNDS, STATISTICAL REPORTING SERVICE (7 USC 450B)	12 8200.18	21,820.63	11,545.88
MISCELLANEOUS CONTRIBUTED FUNDS, CONSUMER AND MARKETING SERVICE (7 USC 450B)	12 8200.25	1,000.00	- - - - -

Table C - RECEIPTS BY ORGANIZATIONAL UNIT

CLASSIFICATION	RECEIPT SYMBOL	AMOUNT F.Y. 1976	AMOUNT T.Q.
DEPARTMENT OF AGRICULTURE-CONTINUED			
PROPRIETARY RECEIPTS FROM THE PUBLIC-CONTINUED			
BUDGET CLEARING ACCOUNTS:			
BUDGET CLEARING ACCOUNT (SUSPENSE) . . . . .	12F3875	-7,665,509.53	1,572,952.33
TOTAL, PROPRIETARY RECEIPTS FROM THE PUBLIC . . . . .		591,941,643.77	248,441,179.22
TOTAL, DEPARTMENT OF AGRICULTURE. . .		594,976,321.08	249,829,441.63
DEPARTMENT OF COMMERCE			
BUDGET RECEIPTS			
GENERAL FUND ACCOUNTS:			
PATENT AND COPYRIGHT FEES . . . . .	13 0840	25,752,250.54	9,806,733.41
MISCELLANEOUS FEES FOR REGULATORY AND JUDICIAL SERVICES, NOT OTHERWISE CLASSIFIED . . . . .	13 0890	36,920.06	5,481.23
FINES, PENALTIES, AND FORFEITURES, CUSTOMS, COMMERCE AND ANTITRUST LAWS . . . . .	13 1040	42,600.00	- - - - -
FORFEITURES OF UNCLAIMED MONEY AND PROPERTY . . . . .	13 1060	283.62	.10
FINES, PENALTIES, AND FORFEITURES, NOT OTHERWISE CLASSIFIED . . . . .	13 1099	342,304.46	22,539.96
GIFTS TO THE UNITED STATES, NOT OTHERWISE CLASSIFIED . . . . .	13 1299	35.00	- - - - -
TRUST FUND ACCOUNTS:			
GIFTS AND BEQUESTS, COMMERCE (15 USC 1522) . . .	13 8501.1	116,295.27	35,670.52
TOTAL, BUDGET RECEIPTS. . . . .		26,290,688.95	9,870,425.22
PROPRIETARY RECEIPTS FROM THE PUBLIC			
GENERAL FUND ACCOUNTS:			
INTEREST ON OTHER LOANS TO INDIVIDUALS AND PRIVATE ORGANIZATIONS . . . . .	13 1453	796,099.30	215,555.57
MISCELLANEOUS INTEREST COLLECTIONS, NOT OTHERWISE CLASSIFIED . . . . .	13 1499	564,902.18	60,162.85
MISCELLANEOUS DIVIDENDS AND EARNINGS, NOT OTHERWISE CLASSIFIED . . . . .	13 1699	658.10	52.47
RENT OF LAND, NOT OTHERWISE CLASSIFIED . . . . .	13 1812	1,200.00	300.00
RENT OF REAL PROPERTY, NOT OTHERWISE CLASSIFIED . . . . .	13 1830	438.00	66.00
RENT OF EQUIPMENT AND OTHER PERSONAL PROPERTY . . . . .	13 1840	160,477.74	66,381.48
ROYALTIES ON PATENTS, TRADEMARKS, AND COPYRIGHTS . . . . .	13 2040	110.00	- - - - -
SALE OF POWER AND OTHER UTILITIES, NOT OTHERWISE CLASSIFIED . . . . .	13 2249	462.00	186.00
SALE OF PUBLICATIONS AND REPRODUCTIONS, NOT OTHERWISE CLASSIFIED . . . . .	13 2259	956,963.31	703,882.44
SALES OF MISCELLANEOUS PRODUCTS AND BY-PRODUCTS, NOT OTHERWISE CLASSIFIED . . . . .	13 2299	147.54	22.80
FEES AND OTHER CHARGES FOR ACCOUNTING AND AUDITING SERVICES . . . . .	13 2412	1,979.31	479.38
SERVICE CHARGES FOR ALLOTMENTS OF PAY FOR SAVINGS ACCOUNTS (P.L. 90-365) . . . . .	13 2417	26,590.31	5,383.72
FEES AND OTHER CHARGES FOR PROGRAM ADMINISTRATIVE SERVICES . . . . .	13 2419.1	1,336.45	304.00
FEES AND OTHER CHARGES FOR OTHER SERVICES . . . . .	13 2419.2	2,580.82	1,019.41
FEES AND OTHER CHARGES FOR SERVICES, FREEDOM OF INFORMATION ACT . . . . .	13 2419.3	35.67	48.40
COMMISSIONS ON TELEPHONE PAY STATIONS . . . . .	13 2423	4,623.51	1,252.43
FEES AND OTHER CHARGES FOR COMMUNICATION AND TRANSPORTATION SERVICES, NOT OTHERWISE CLASSIFIED . . . . .	13 2429	70.15	15.00
FEES AND OTHER CHARGES FOR SPECIAL BENEFITS, NOT OTHERWISE CLASSIFIED . . . . .	13 2469	19,020.00	100.00
OTHER FEES AND CHARGES FOR MISCELLANEOUS SERVICES . . . . .	13 2499	714,011.56	582,143.64
SALE OF OTHER REAL PROPERTY, NOT OTHERWISE CLASSIFIED . . . . .	13 2629	41,677.54	- - - - -

Table C - RECEIPTS BY ORGANIZATIONAL UNIT

CLASSIFICATION	RECEIPT SYMBOL	AMOUNT F.Y. 1976	AMOUNT T.Q.
DEPARTMENT OF COMMERCE-CONTINUED			
PROPRIETARY RECEIPTS FROM THE PUBLIC-CONTINUED			
GENERAL FUND ACCOUNTS-CONTINUED			
NET PROCEEDS FROM SURPLUS AND EXCESS PROPERTY IN			
FOREIGN AREAS . . . . .	13 2633	32.41	---
PROCEEDS FROM SURPLUS VESSELS . . . . .	13 2635	11,458,166.14	1,089,705.79
PROCEEDS FROM SALE OF EQUIPMENT AND OTHER			
PERSONAL PROPERTY, NOT OTHERWISE CLASSIFIED . .	13 2649	37,664.99	4,101.55
SALE OF SCRAP AND SALVAGE MATERIALS . . . . .	13 2650	99,922.03	288.50
REPAYMENTS OF LOANS AND ADVANCES,			
GOVERNMENT-SPONSORED ENTERPRISES, NOT			
OTHERWISE CLASSIFIED . . . . .	13 2839	27,625.00	---
REPAYMENTS OF LOANS, TRADE ADJUSTMENT ASSISTANCE,			
COMMERCE . . . . .	13 2910	15,750.00	5,250.00
REPAYMENTS OF LOANS, COMMERCE . . . . .	13 2911	3,513,702.00	161,135.00
RECOVERIES FOR GOVERNMENT PROPERTY LOST			
OR DAMAGED, NOT OTHERWISE CLASSIFIED . . . . .	13 3019	1,216.29	202.23
MISCELLANEOUS RECOVERIES OF EXCESS PROFITS AND			
COSTS . . . . .	13 3032	---	9,781.71
REFUNDS OF ERRONEOUS PAYMENTS . . . . .	13 3060	6.49	55.02
RECOVERIES FOR BREACH OF CONTRACT . . . . .	13 3080	41,825.38	50,433.61
MISCELLANEOUS RECOVERIES AND REFUNDS, NOT			
OTHERWISE CLASSIFIED . . . . .	13 3099	980,718.42	6,178.52
SPECIAL FUND ACCOUNTS:			
PRIBILOF ISLANDS FUND (16 USC 1187) . . . . .	13 5117	1,627,306.30	---
TRUST FUND ACCOUNTS:			
FEES, INSPECTION AND GRADING OF FISHERY PRODUCTS,			
NATIONAL OCEANIC AND ATMOSPHERIC ADMINISTRATION			
(7 USC 1624) . . . . .	13 8219	1,665,025.10	489,035.43
FEES FOR ADMINISTRATIVE SERVICES, REGIONAL ACTION			
PLANNING COMMISSIONS (42 USC 3185 (B)) . . . . .	13 8509.3	1,397,081.21	387,172.31
SPECIAL STUDIES, SERVICES AND PROJECTS,			
DOMESTIC AND INTERNATIONAL BUSINESS			
(15 USC 1526) . . . . .	13 8514	744,272.46	197,510.73
SPECIAL STUDIES, SERVICES AND PROJECTS,			
ECONOMIC DEVELOPMENT ADMINISTRATION			
(15 USC 1526) . . . . .	13 8537	5.11	---
SPECIAL STUDIES, SERVICES AND PROJECTS,			
OFFICE OF THE SECRETARY (15 USC 1526) . . . . .	13 8542	53,790.60	601.63
SPECIAL STUDIES, SERVICES AND PROJECTS,			
BUREAU OF ECONOMIC ANALYSIS . . . . .	13 8543	53,361.38	34,556.90
FEES FOR ADMINISTRATIVE SERVICES, PUBLIC,			
BUREAU OF THE CENSUS . . . . .	13 8544.1	4,673,818.28	1,214,766.96
SPECIAL STUDIES, SERVICES AND PROJECTS,			
NATIONAL OCEANIC AND ATMOSPHERIC			
ADMINISTRATION (15 USC 1526) . . . . .	13 8545	7,486,751.54	2,819,266.87
INFORMATION PRODUCTS AND SERVICES, NATIONAL			
TECHNICAL INFORMATION SERVICE (15 USC 1526) . .	13 8546	12,196,873.33	4,656,917.97
SPECIAL STUDIES, SERVICES AND PROJECTS, MARITIME			
ADMINISTRATION (15 USC 1526) . . . . .	13 8547	14,348.44	80,625.00
CONTRIBUTIONS, EDUCATIONAL AND CULTURAL			
EXCHANGE 22 USC 2455 F . . . . .	13 8580	3,920,192.21	892,356.85
BUDGET CLEARING ACCOUNTS:			
PROCEEDS OF SALES, PERSONAL PROPERTY,			
SOCIAL AND ECONOMICS STATISTICS			
ADMINISTRATION (SUSPENSE) . . . . .	13F3845.4	-12,437.63	728.46
BUDGET CLEARING ACCOUNT (SUSPENSE) . . . . .	13F3875	-514,357.25	-17,867.91
TOTAL, PROPRIETARY RECEIPTS			
FROM THE PUBLIC . . . . .		52,776,043.72	13,720,158.72
INTRABUDGETARY RECEIPTS			
DEDUCTED BY AGENCY			
TRUST FUND ACCOUNTS:			
GENERAL FUND CONTRIBUTIONS, REGIONAL			
ACTION PLANNING COMMISSIONS (42 USC 3185 (B)) .	13 8509.1	63,000,820.94	16,327,226.40
FEES FOR ADMINISTRATIVE SERVICES, TRUST FUNDS,			
BUREAU OF THE CENSUS . . . . .	13 8544.2	914,969.04	305,218.44
TOTAL INTRABUDGETARY RECEIPTS			
DEDUCTED BY AGENCY . . . . .		63,915,789.98	16,632,444.84
TOTAL, DEPARTMENT OF COMMERCE . . . . .		142,982,522.65	40,223,028.78



Table C - RECEIPTS BY ORGANIZATIONAL UNIT

CLASSIFICATION	RECEIPT SYMBOL	AMOUNT F.Y. 1976	AMOUNT T.Q.
DEPARTMENT OF DEFENSE			
MILITARY FUNCTIONS			
DEPARTMENT OF THE ARMY			
BUDGET RECEIPTS			
GENERAL FUND ACCOUNTS:			
MISCELLANEOUS FEES FOR REGULATORY AND JUDICIAL SERVICES, NOT OTHERWISE CLASSIFIED . . . . .	21 0890	212,415.11	10,745.85
FINES, PENALTIES, AND FORFEITURES, ECONOMIC STABILIZATION LAWS . . . . .	21 1020	3,812.33	124.38
FINES, PENALTIES, AND FORFEITURES, IMMIGRATION AND LABOR LAWS . . . . .	21 1030	815.72	19.61
FORFEITURES OF UNCLAIMED MONEY AND PROPERTY . . . . .	21 1060	97,018.49	8,789,638.22
FINES, PENALTIES, AND FORFEITURES, NOT OTHERWISE CLASSIFIED . . . . .	21 1099	567,240.78	154,997.24
RECOVERIES UNDER MILITARY OCCUPATION . . . . .	21 1125	8,116,283.32	-5,338,408.15
RECOVERIES, GOVERNMENT OPERATIONS IN OCCUPIED AREAS, JAPAN . . . . .	21 1126	- - - - -	5,773,678.11
CONTRIBUTIONS TO 'CONSCIENCE FUND' . . . . .	21 1210	4,228.82	784.69
GIFTS TO THE UNITED STATES, NOT OTHERWISE CLASSIFIED . . . . .	21 1299	100.76	5.00
TRUST FUND ACCOUNTS:			
DEPOSITS, DEPARTMENT OF THE ARMY GENERAL GIFT FUND (10 USC 2601) . . . . .	21 8927.1	13,814.78	28,500.88
BUDGET CLEARING ACCOUNTS:			
FEDERAL TAX WITHHELD FROM PAYMENTS TO NONRESIDENT ALIENS (SUSPENSE) . . . . .	21F0109	9,604.10	20,906.03
TOTAL, BUDGET RECEIPTS. . . . .		<u>9,025,334.21</u>	<u>9,440,991.86</u>
PROPRIETARY RECEIPTS FROM THE PUBLIC			
GENERAL FUND ACCOUNTS:			
INTEREST ON LOANS TO STATES, MUNICIPALITIES, AND OTHER PUBLIC BODIES, NOT OTHERWISE CLASSIFIED . . . . .	21 1449	348,434.80	96,511.93
INTEREST ON OTHER LOANS TO INDIVIDUALS AND PRIVATE ORGANIZATIONS . . . . .	21 1453	675.74	797.45
INTEREST ON PUBLIC DEPOSITS . . . . .	21 1482	1,021,194.67	335,197.25
MISCELLANEOUS INTEREST COLLECTIONS, NOT OTHERWISE CLASSIFIED . . . . .	21 1499	907,425.85	566,820.83
GAIN BY EXCHANGE . . . . .	21 1680	3,798.42	71,466.06
RENT AND BONUSES FROM LAND LEASES FOR RESOURCE EXPLORATION AND EXTRACTION . . . . .	21 1811	1,762.88	- - - - -
RENT OF LAND, NOT OTHERWISE CLASSIFIED . . . . .	21 1812	3,339,214.22	439,739.65
RENT OF REAL PROPERTY, NOT OTHERWISE CLASSIFIED . . . . .	21 1830	5,877,781.26	1,434,647.05
RENT OF EQUIPMENT AND OTHER PERSONAL PROPERTY . . . . .	21 1840	8,390,309.05	-1,470,506.11
ROYALTIES ON NATURAL RESOURCES, NOT OTHERWISE CLASSIFIED . . . . .	21 2039	368,156.69	1,911.44
ROYALTIES ON PATENTS, TRADEMARKS, AND COPYRIGHTS . . . . .	21 2040	1,683,088.80	-1,180,811.69
SALE OF TIMBER, WILDLIFE AND OTHER NATURAL LAND PRODUCTS, NOT OTHERWISE CLASSIFIED . . . . .	21 2229	11,466.27	6.00
SALE OF NATIONAL ATLAS OF THE UNITED STATES, GEOLOGICAL SURVEY . . . . .	21 2251	6.75	- - - - -
SALE OF PUBLICATIONS AND REPRODUCTIONS, FREEDOM OF INFORMATION ACT . . . . .	21 2252	24,772.86	6,969.37
SALE OF PUBLICATIONS AND REPRODUCTIONS, NOT OTHERWISE CLASSIFIED . . . . .	21 2259	146,909.33	26,623.53
SALES OF MISCELLANEOUS PRODUCTS AND BY-PRODUCTS, NOT OTHERWISE CLASSIFIED . . . . .	21 2299	26,708.55	2,112.01
FEES AND OTHER CHARGES FOR ACCOUNTING AND AUDITING SERVICES . . . . .	21 2412	77,564.09	153,461.08
SERVICE CHARGES FOR ALLOTMENTS OF PAY FOR SAVINGS ACCOUNTS (P.L. 90-365) . . . . .	21 2417	201,534.04	52,796.03
FEES AND OTHER CHARGES FOR PROGRAM ADMINISTRATIVE SERVICES . . . . .	21 2419.1	63,304.00	2,621.55
FEES AND OTHER CHARGES FOR OTHER SERVICES . . . . .	21 2419.2	58,842.62	19,185.03
FEES AND OTHER CHARGES FOR SERVICES, FREEDOM OF INFORMATION ACT . . . . .	21 2419.3	123,914.43	8,245.66
COMMISSIONS ON TELEPHONE PAY STATIONS . . . . .	21 2423	922,871.04	222,369.28
LANDING FEES, AIRPORTS . . . . .	21 2426	28,198.56	11,059.22

Table C - RECEIPTS BY ORGANIZATIONAL UNIT

CLASSIFICATION	RECEIPT SYMBOL	AMOUNT F.Y. 1976	AMOUNT T.Q.
DEPARTMENT OF DEFENSE-CONTINUED			
MILITARY FUNCTIONS-CONTINUED			
DEPARTMENT OF THE ARMY-CONTINUED			
PROPRIETARY RECEIPTS FROM THE PUBLIC-CONTINUED			
GENERAL FUND ACCOUNTS-CONTINUED			
FEE AND OTHER CHARGES FOR COMMUNICATION AND TRANSPORTATION SERVICES, NOT OTHERWISE CLASSIFIED	21 2429	458,650.07	93,168.37
CHARGES FOR SUBSISTENCE, LAUNDRY AND HEALTH SERVICES	21 2430	142,331.17	40,551.71
DEPOSITS FOR SURVIVOR ANNUITY BENEFITS	21 2462	1,128,224.94	339,920.63
BUSINESS CONCESSIONS	21 2465	8,101.93	1,412.53
FEE AND OTHER CHARGES FOR SPECIAL BENEFITS, NOT OTHERWISE CLASSIFIED	21 2469	293,931.99	55.99
RECOVERIES, INTERGOVERNMENTAL DEFENSE	21 2481	1,449.00	- - - - -
OTHER FEES AND CHARGES FOR MISCELLANEOUS SERVICES	21 2499	1,295,956.32	193,649.56
SALE OF LANDS, ETC., ACCOUNT OF MILITARY POST CONSTRUCTION FUND (31 USC 725C)	21 2621	- - - - -	2,403.75
SALE OF OTHER REAL PROPERTY, NOT OTHERWISE CLASSIFIED	21 2629	1,757,007.10	89,692.25
NET PROCEEDS FROM SURPLUS AND EXCESS PROPERTY IN FOREIGN AREAS	21 2633	957.79	-188.29
PROCEEDS FROM SALE OF EQUIPMENT AND OTHER PERSONAL PROPERTY, NOT OTHERWISE CLASSIFIED	21 2649	1,096,522.60	401,424.23
SALE OF SCRAP AND SALVAGE MATERIALS	21 2650	.23	- - - - -
RECOVERIES FOR GOVERNMENT PROPERTY LOST OR DAMAGED, NOT OTHERWISE CLASSIFIED	21 3019	6,154,277.66	1,417,871.03
RECOVERIES UNDER RENEGOTIATION PROGRAM	21 3031	3,067,009.68	12,673,056.62
MISCELLANEOUS RECOVERIES OF EXCESS PROFITS AND COSTS	21 3032	9,227.59	- - - - -
MISCELLANEOUS RECOVERIES ON FOREIGN AID PROGRAMS	21 3049	113,405.31	65,284.27
REFUNDS OF ERRONEOUS PAYMENTS	21 3060	198,722.62	2,532.83
RECOVERIES OF CERTAIN MEDICAL COSTS FROM THIRD PARTIES, PUBLIC LAW 87-693	21 3096	4,149,117.44	1,154,773.59
MISCELLANEOUS RECOVERIES AND REFUNDS, NOT OTHERWISE CLASSIFIED	21 3099	17,239,428.98	1,849,114.94
BUDGET CLEARING ACCOUNTS:			
PROCEEDS OF SALES, PERSONAL PROPERTY (SUSPENSE)	21F3845	- 199,802.17	525,931.25
BUDGET CLEARING ACCOUNT (SUSPENSE)	21F3875	26,160,491.95	-35,476,538.39
TOTAL, PROPRIETARY RECEIPTS FROM THE PUBLIC		86,702,947.12	-15,824,660.51
UNDISTRIBUTED OFFSETTING RECEIPTS			
TRUST FUND ACCOUNTS:			
INTEREST ON INVESTMENTS, BEQUEST OF MAJOR GENERAL FRED C. AINSWORTH TO WALTER REED GENERAL HOSPITAL (49 STAT. 287)	21 8063.2	487.50	172.50
INTEREST ON INVESTMENTS, DEPARTMENT OF THE ARMY GENERAL GIFT FUND (10 USC 2601)	21 8927.2	8,714.38	1,167.50
TOTAL, UNDISTRIBUTED OFFSETTING RECEIPTS		9,201.88	1,340.00
TOTAL, DEPARTMENT OF THE ARMY		95,737,483.21	-6,382,328.65

Table C - RECEIPTS BY ORGANIZATIONAL UNIT

CLASSIFICATION	RECEIPT SYMBOL	AMOUNT F.Y. 1976	AMOUNT T.Q.
DEPARTMENT OF DEFENSE-CONTINUED			
MILITARY FUNCTIONS-CONTINUED			
DEPARTMENT OF THE NAVY			
BUDGET RECEIPTS			
GENERAL FUND ACCOUNTS:			
MISCELLANEOUS TAXES, NOT OTHERWISE CLASSIFIED . . .	17 0199	51,397.44	1,839.00
FEEs FOR LEGAL AND JUDICIAL SERVICES, NOT OTHERWISE CLASSIFIED . . . . .	17 0869	453.06	83.10
FINES, PENALTIES, AND FORFEITURES, IMMIGRATION AND LABOR LAWS . . . . .	17 1030	7,490.00	1,890.00
FORFEITURES OF UNCLAIMED MONEY AND PROPERTY . . . . .	17 1060	86,333.12	14,149.44
FINES, PENALTIES, AND FORFEITURES, NOT OTHERWISE CLASSIFIED . . . . .	17 1099	120,823.82	27,333.08
CONTRIBUTIONS TO "CONSCIENCE FUND" . . . . .	17 1210	2,511.93	507.59
GIFTS TO THE UNITED STATES, NOT OTHERWISE CLASSIFIED . . . . .	17 1299	263.45	- - - - -
TRUST FUND ACCOUNTS:			
CONTRIBUTIONS TO OFFICE OF NAVAL RECORDS AND HISTORY FUND (10 USC 7222) . . . . .	17 8008.1	126,664.77	- - - - -
DEPOSITS, DEPARTMENT OF THE NAVY GENERAL GIFT FUND (10 USC 2601) . . . . .	17 8716.1	115,317.96	13,788.00
CONTRIBUTIONS TO UNITED STATES NAVAL ACADEMY MUSEUM FUND (10 USC 6974) . . . . .	17 8730.1	389,475.45	559,758.40
CONTRIBUTIONS TO UNITED STATES NAVAL ACADEMY GENERAL GIFT FUND (10 USC 6973) . . . . .	17 8733.1	91,702.45	40,127.97
TOTAL, BUDGET RECEIPTS. . . . .		<u>992,433.45</u>	<u>659,476.58</u>
PROPRIETARY RECEIPTS FROM THE PUBLIC			
GENERAL FUND ACCOUNTS:			
INTEREST ON OTHER LOANS TO INDIVIDUALS AND PRIVATE ORGANIZATIONS . . . . .	17 1453	- - - - -	79.60
MISCELLANEOUS INTEREST COLLECTIONS, NOT OTHERWISE CLASSIFIED . . . . .	17 1499	751,353.89	56,517.21
GAIN BY EXCHANGE . . . . .	17 1680	.13	6,655.37
MISCELLANEOUS DIVIDENDS AND EARNINGS, NOT OTHERWISE CLASSIFIED . . . . .	17 1699	50,352.65	11,816.73
RENT AND BONUSES FROM LAND LEASES FOR RESOURCE EXPLORATION AND EXTRACTION . . . . .	17 1811	-9,606.27	-1,100.00
RENT OF LAND, NOT OTHERWISE CLASSIFIED . . . . .	17 1812	2,153,635.99	430,586.66
RENT OF REAL PROPERTY, NOT OTHERWISE CLASSIFIED . . . . .	17 1830	4,943,945.49	1,223,923.26
RENT OF EQUIPMENT AND OTHER PERSONAL PROPERTY . . . . .	17 1840	4,033,501.71	541,434.25
ROYALTIES ON NATURAL RESOURCES, NOT OTHERWISE CLASSIFIED . . . . .	17 2039	1,188,083.73	13,345.75
SALE OF TIMBER, WILDLIFE AND OTHER NATURAL LAND PRODUCTS, NOT OTHERWISE CLASSIFIED . . . . .	17 2229	37,129.75	- - - - -
SALE OF MINERALS AND MINERAL PRODUCTS . . . . .	17 2230	5,462,681.65	1,250.25
SALE OF POWER AND OTHER UTILITIES, NOT OTHERWISE CLASSIFIED . . . . .	17 2249	128,844.90	35,205.53
SALE OF PUBLICATIONS AND REPRODUCTIONS, FREEDOM OF INFORMATION ACT . . . . .	17 2252	4,215.80	2,033.92
SALE OF PUBLICATIONS AND REPRODUCTIONS, NOT OTHERWISE CLASSIFIED . . . . .	17 2259	117,967.86	30,531.83
SALES OF MISCELLANEOUS PRODUCTS AND BY-PRODUCTS, NOT OTHERWISE CLASSIFIED . . . . .	17 2299	22,933.47	207,616.77
FEEs AND OTHER CHARGES FOR ACCOUNTING AND AUDITING SERVICES . . . . .	17 2412	26,861.60	6,612.64
SERVICE CHARGES FOR ALLOTMENTS OF PAY FOR SAVINGS ACCOUNTS (P.L. 90-365) . . . . .	17 2417	120,990.76	30,677.46
FEEs AND OTHER CHARGES FOR PROGRAM ADMINISTRATIVE SERVICES . . . . .	17 2419.1	881.02	- - - - -
FEEs AND OTHER CHARGES FOR SERVICES, FREEDOM OF INFORMATION ACT . . . . .	17 2419.3	14,869.24	9,258.27
COMMISSIONS ON TELEPHONE PAY STATIONS . . . . .	17 2423	1,115,238.79	292,285.56
LANDING FEEs, AIRPORTS . . . . .	17 2426	615,787.08	90,213.98

Table C - RECEIPTS BY ORGANIZATIONAL UNIT

CLASSIFICATION	RECEIPT SYMBOL	AMOUNT F. Y. 1976	AMOUNT T. Q.
DEPARTMENT OF DEFENSE-CONTINUED			
MILITARY FUNCTIONS-CONTINUED			
DEPARTMENT OF THE NAVY-CONTINUED			
PROPRIETARY RECEIPTS FROM THE PUBLIC-CONTINUED			
GENERAL FUND ACCOUNTS-CONTINUED			
FEE AND OTHER CHARGES FOR COMMUNICATION AND TRANSPORTATION SERVICES, NOT OTHERWISE CLASSIFIED . . . . .	17 2429	588,495.08	59,653.69
CHARGES FOR SUBSISTENCE, LAUNDRY AND HEALTH SERVICES . . . . .	17 2430	212,228.27	52,609.10
DEPOSITS FOR SURVIVOR ANNUITY BENEFITS . . . . .	17 2462	411,488.71	117,168.28
OTHER FEES AND CHARGES FOR MISCELLANEOUS SERVICES . . . . .	17 2499	3,395,505.09	843,420.59
SALE OF OTHER REAL PROPERTY, NOT OTHERWISE CLASSIFIED . . . . .	17 2629	198,884.88	177,232.76
NET PROCEEDS FROM SURPLUS AND EXCESS PROPERTY IN FOREIGN AREAS . . . . .	17 2633	19,703.26	- - - - -
NET PROCEEDS FROM SURPLUS PROPERTY IN UNITED STATES (31 USC 725C) . . . . .	17 2637	126,865.51	7,441.26
PROCEEDS FROM SALE OF EQUIPMENT AND OTHER PERSONAL PROPERTY, NOT OTHERWISE CLASSIFIED . . . . .	17 2649	647,658.53	117,344.50
MISCELLANEOUS REPAYMENTS ON LOANS AND INVESTMENTS . . . . .	17 2899	217.87	892.00
RECOVERIES FOR GOVERNMENT PROPERTY LOST OR DAMAGED, NOT OTHERWISE CLASSIFIED . . . . .	17 3019	1,096,201.10	233,899.08
RECOVERIES UNDER RENEGOTIATION PROGRAM . . . . .	17 3031	8,287,706.69	868,475.89
MISCELLANEOUS RECOVERIES OF EXCESS PROFITS AND COSTS . . . . .	17 3032	371,292.63	16,028.43
REFUNDS OF ERRONEOUS PAYMENTS . . . . .	17 3060	1,253.22	200.72
RECOVERIES FOR BREACH OF CONTRACT . . . . .	17 3080	2,398.60	- - - - -
MISCELLANEOUS RECOVERIES AND REFUNDS, NOT OTHERWISE CLASSIFIED . . . . .	17 3099	9,346,212.71	894,461.99
BUDGET CLEARING ACCOUNTS:			
PROCEEDS OF SALES, PERSONAL PROPERTY (SUSPENSE) . . . . .	17F3845	493,318.62	219,762.67
BUDGET CLEARING ACCOUNT (SUSPENSE) . . . . .	17F3875	695,264.43	-1,060,892.50
TOTAL, PROPRIETARY RECEIPTS FROM THE PUBLIC . . . . .		46,674,364.44	5,536,643.50
INTRABUDGETARY RECEIPTS DEDUCTED BY AGENCY			
TRUST FUND ACCOUNTS:			
PROFITS FROM SALE OF SHIPS' STORES, NAVY (10 USC 7220, 7604) . . . . .	17 8723	7,089,554.65	2,525,772.69
TOTAL INTRABUDGETARY RECEIPTS DEDUCTED BY AGENCY . . . . .		7,089,554.65	2,525,772.69
UNDISTRIBUTED OFFSETTING RECEIPTS			
TRUST FUND ACCOUNTS:			
INTEREST ON INVESTMENTS, DEPARTMENT OF THE NAVY GENERAL GIFT FUND (10 USC 2601) . . . . .	17 8716.2	4,894.45	2,815.13
INCOME ON INVESTMENTS, UNITED STATES NAVAL ACADEMY MUSEUM FUND (10 USC 6974) . . . . .	17 8730.2	499,636.27	9,464.89
INCOME ON INVESTMENTS, UNITED STATES NAVAL ACADEMY GENERAL GIFT FUND (10 USC 6973) . . . . .	17 8733.2	134,990.64	666,616.88
TOTAL, UNDISTRIBUTED OFFSETTING RECEIPTS . . . . .		639,521.36	678,896.90
TOTAL, DEPARTMENT OF THE NAVY . . . . .		55,395,873.90	9,400,789.67

Table C - RECEIPTS BY ORGANIZATIONAL UNIT

CLASSIFICATION	RECEIPT SYMBOL	AMOUNT F.Y. 1976	AMOUNT T.Q.
DEPARTMENT OF DEFENSE-CONTINUED			
MILITARY FUNCTIONS-CONTINUED			
DEPARTMENT OF THE AIR FORCE			
BUDGET RECEIPTS			
GENERAL FUND ACCOUNTS:			
FEE FOR LEGAL AND JUDICIAL SERVICES, NOT OTHERWISE CLASSIFIED	57 0869	502.00	99.00
MISCELLANEOUS FEES FOR REGULATORY AND JUDICIAL SERVICES, NOT OTHERWISE CLASSIFIED	57 0890	864.20	322.50
FINES, PENALTIES, AND FORFEITURES, IMMIGRATION AND LABOR LAWS	57 1030	19,931.29	-420.00
FORFEITURES OF UNCLAIMED MONEY AND PROPERTY	57 1060	34,124.44	11,597.06
FINES, PENALTIES, AND FORFEITURES, NOT OTHERWISE CLASSIFIED	57 1099	125,056.48	20,918.81
RECOVERIES UNDER MILITARY OCCUPATION	57 1125	533,950.82	93,908.34
CONTRIBUTIONS TO 'CONSCIENCE FUND'	57 1210	4,856.92	1,570.90
GIFTS TO THE UNITED STATES, NOT OTHERWISE CLASSIFIED	57 1299	3,623.78	901.58
TRUST FUND ACCOUNTS:			
DEPOSITS, DEPARTMENT OF THE AIR FORCE GENERAL GIFT FUND (10 USC 2601)	57 8928.1	336.29	- - - - -
BUDGET CLEARING ACCOUNTS:			
FEDERAL TAX WITHHELD FROM PAYMENTS TO NONRESIDENT ALIENS (SUSPENSE)	57F0109	4,096.94	9,027.47
TOTAL, BUDGET RECEIPTS.		<u>727,343.16</u>	<u>137,925.66</u>
PROPRIETARY RECEIPTS FROM THE PUBLIC			
GENERAL FUND ACCOUNTS:			
INTEREST ON OTHER LOANS TO INDIVIDUALS AND PRIVATE ORGANIZATIONS	57 1453	3,943.08	1,026.32
INTEREST ON LOANS TO DEFENSE CONTRACTORS	57 1454	6,643,532.92	- - - - -
INTEREST ON PUBLIC DEPOSITS	57 1482	468,367.30	103,581.12
MISCELLANEOUS INTEREST COLLECTIONS, NOT OTHERWISE CLASSIFIED	57 1499	155,063.36	101,070.26
GAIN BY EXCHANGE	57 1680	229.38	50,666.62
MISCELLANEOUS DIVIDENDS AND EARNINGS, NOT OTHERWISE CLASSIFIED	57 1699	6,468.03	9,079.88
RENT AND BONUSES FROM LAND LEASES FOR RESOURCE EXPLORATION AND EXTRACTION	57 1811	342.25	195.00
RENT OF LAND, NOT OTHERWISE CLASSIFIED	57 1812	818,635.15	199,856.95
RENT OF REAL PROPERTY, NOT OTHERWISE CLASSIFIED	57 1830	1,987,085.79	235,130.06
RENT OF EQUIPMENT AND OTHER PERSONAL PROPERTY	57 1840	7,268,179.58	595,010.43
ROYALTIES ON NATURAL RESOURCES, NOT OTHERWISE CLASSIFIED	57 2039	74.68	- - - - -
SALE OF AGRICULTURAL PRODUCTS, LIVESTOCK AND LIVESTOCK PRODUCTS	57 2210	1,020.00	-1,020.00
SALE OF TIMBER, WILDLIFE AND OTHER NATURAL LAND PRODUCTS, NOT OTHERWISE CLASSIFIED	57 2229	- - - - -	25.00
SALE OF POWER AND OTHER UTILITIES, NOT OTHERWISE CLASSIFIED	57 2249	21,150.66	426.98
SALE OF PUBLICATIONS AND REPRODUCTIONS, FREEDOM OF INFORMATION ACT	57 2252	20,269.49	4,757.40
SALE OF PUBLICATIONS AND REPRODUCTIONS, NOT OTHERWISE CLASSIFIED	57 2259	735,481.94	343,801.33
SALES OF MISCELLANEOUS PRODUCTS AND BY-PRODUCTS, NOT OTHERWISE CLASSIFIED	57 2299	4,684.83	38,608.75
FEES AND OTHER CHARGES FOR ACCOUNTING AND AUDITING SERVICES	57 2412	34,133.19	7,805.47
SERVICE CHARGES FOR ALLOTMENTS OF PAY FOR SAVINGS ACCOUNTS (P.L. 90-365)	57 2417	233,401.04	59,118.82
FEES AND OTHER CHARGES FOR PROGRAM ADMINISTRATIVE SERVICES	57 2419.1	12,007.81	1,324.18
FEES AND OTHER CHARGES FOR OTHER SERVICES	57 2419.2	115,934.33	28,275.05
FEES AND OTHER CHARGES FOR SERVICES, FREEDOM OF INFORMATION ACT	57 2419.3	108,135.90	21,705.53
COMMISSIONS ON TELEPHONE PAY STATIONS	57 2423	697,513.41	155,454.42
LANDING FEES, AIRPORTS	57 2426	873,783.85	118,967.60

Table C - RECEIPTS BY ORGANIZATIONAL UNIT

CLASSIFICATION	RECEIPT SYMBOL	AMOUNT F. Y. 1976	AMOUNT T. Q.
DEPARTMENT OF DEFENSE-CONTINUED			
MILITARY FUNCTIONS-CONTINUED			
DEPARTMENT OF THE AIR FORCE-CONTINUED			
PROPRIETARY RECEIPTS FROM THE PUBLIC-CONTINUED			
BUDGET CLEARING ACCOUNTS-CONTINUED			
FEE AND OTHER CHARGES FOR COMMUNICATION AND TRANSPORTATION SERVICES, NOT OTHERWISE CLASSIFIED . . . . .	57 2429	2,348,153.77	32,070.25
CHARGES FOR SUBSISTENCE, LAUNDRY AND HEALTH SERVICES . . . . .	57 2430	66,523.89	11,018.90
DEPOSITS FOR SURVIVOR ANNUITY BENEFITS . . . . .	57 2462	653,098.98	171,723.58
BUSINESS CONCESSIONS . . . . .	57 2465	2,906.77	- - - - -
OTHER FEES AND CHARGES FOR MISCELLANEOUS SERVICES . . . . .	57 2499	2,411,586.21	1,258,910.35
SALE OF LANDS, ETC., ACCOUNT OF MILITARY POST CONSTRUCTION FUND (31 USC 725C) . . . . .	57 2621	201,322.02	2,605.99
SALE OF OTHER REAL PROPERTY, NOT OTHERWISE CLASSIFIED . . . . .	57 2629	679,085.11	8,282.00
NET PROCEEDS FROM SURPLUS AND EXCESS PROPERTY IN FOREIGN AREAS . . . . .	57 2633	3,986.41	973.16
PROCEEDS FROM SALE OF EQUIPMENT AND OTHER PERSONAL PROPERTY, NOT OTHERWISE CLASSIFIED . . . . .	57 2649	109,705.99	36,942.17
SALE OF SCRAP AND SALVAGE MATERIALS . . . . .	57 2650	1,023.55	- - - - -
REPAYMENT OF LOANS TO DEFENSE CONTRACTORS . . . . .	57 2854	10,000,000.00	2,500,000.00
RECOVERIES FOR GOVERNMENT PROPERTY LOST OR DAMAGED, NOT OTHERWISE CLASSIFIED . . . . .	57 3019	1,155,014.10	196,014.87
RECOVERIES UNDER RENEGOTIATION PROGRAM . . . . .	57 3031	560,070.49	465,796.59
MISCELLANEOUS RECOVERIES OF EXCESS PROFITS AND COSTS . . . . .	57 3032	193,147.35	30,448.62
MISCELLANEOUS RECOVERIES ON FOREIGN AID PROGRAMS . . . . .	57 3049	7,434.64	- - - - -
REFUNDS OF ERRONEOUS PAYMENTS . . . . .	57 3060	42,753.38	2.41
RECOVERIES FOR BREACH OF CONTRACT . . . . .	57 3080	207.57	53.64
RECOVERIES OF CERTAIN MEDICAL COSTS FROM THIRD PARTIES, PUBLIC LAW 87-693 . . . . .	57 3096	3,092,051.67	775,275.29
MISCELLANEOUS RECOVERIES AND REFUNDS, NOT OTHERWISE CLASSIFIED . . . . .	57 3099	2,113,576.80	967,860.88
BUDGET CLEARING ACCOUNTS:			
PROCEEDS OF SALES, PERSONAL PROPERTY (SUSPENSE) . . . . .	57F3845	409,342.77	264,089.36
BUDGET CLEARING ACCOUNT (SUSPENSE) . . . . .	57F3875	-32,275,639.73	-1,929,972.43
ACCESSORIAL CHARGE COLLECTIONS, SALES OF AIR FORCE STOCK FUND MATERIAL (SUSPENSE) . . . . .	57F3877	- 307,525.18	- - - - -
TOTAL, PROPRIETARY RECEIPTS FROM THE PUBLIC . . . . .		11,677,264.53	6,866,962.86
INTRABUDGETARY RECEIPTS DEDUCTED BY AGENCY			
BUDGET CLEARING ACCOUNTS:			
UNDISTRIBUTED INTRAGOVERNMENTAL PAYMENTS . . . . .	57F3885	-145,724.79	145,724.79
TOTAL INTRABUDGETARY RECEIPTS DEDUCTED BY AGENCY . . . . .		-145,724.79	145,724.79
UNDISTRIBUTED OFFSETTING RECEIPTS			
TRUST FUND ACCOUNTS:			
INTEREST ON INVESTMENTS, DEPARTMENT OF THE AIR FORCE . . . . .	57 8928.2	287.50	108.75
TOTAL, UNDISTRIBUTED OFFSETTING RECEIPTS . . . . .		287.50	108.75
TOTAL, DEPARTMENT OF THE AIR FORCE . . . . .		12,259,170.40	7,150,722.06
OFFICE OF THE SECRETARY OF DEFENSE			
BUDGET RECEIPTS			
GENERAL FUND ACCOUNTS:			
FINES, PENALTIES, AND FURFEITURES, NOT OTHERWISE CLASSIFIED . . . . .	97 1099	58.41	- - - - -
TOTAL, BUDGET RECEIPTS . . . . .		58.41	- - - - -

Table C - RECEIPTS BY ORGANIZATIONAL UNIT

CLASSIFICATION	RECEIPT SYMBOL	AMOUNT F.Y. 1976	AMOUNT T.Q.
PROPRIETARY RECEIPTS FROM THE PUBLIC			
GENERAL FUND ACCOUNTS:			
SALE OF PUBLICATIONS AND REPRODUCTIONS, NOT OTHERWISE CLASSIFIED . . . . .	97 2259	1,073,931.35	111,048.60
SERVICE CHARGES FOR ALLIEMENTS OF PAY FOR SAVINGS ACCOUNTS (P.L. 90-365) . . . . .	97 2417	1.08	- - - - -
FEES AND OTHER CHARGES FOR COMMUNICATION AND TRANSPORTATION SERVICES, NOT OTHERWISE CLASSIFIED . . . . .	97 2429	\$417.32	\$87.87
NET PROCEEDS FROM SURPLUS AND EXCESS PROPERTY IN FOREIGN AREAS . . . . .	97 2633	500.00	- - - - -
PROCEEDS FROM SALE OF EQUIPMENT AND OTHER PERSONAL PROPERTY, NOT OTHERWISE CLASSIFIED . . . . .	97 2649	3,523.31	167.34
SALE OF SCRAP AND SALVAGE MATERIALS . . . . .	97 2650	11,369,513.95	- - - - -
RECOVERIES FOR GOVERNMENT PROPERTY LOST OR DAMAGED, NOT OTHERWISE CLASSIFIED . . . . .	97 3019	28.92	- - - - -
MISCELLANEOUS RECOVERIES AND REFUNDS, NOT OTHERWISE CLASSIFIED . . . . .	97 3099	1,381.89	501.37
BUDGET CLEARING ACCOUNTS:			
PROCEEDS OF SALES, PERSONAL PROPERTY (SUSPENSE) . . . . .	97F3845	7,031.85	7,295.26
PROCEEDS FROM SALE OF SCRAP, SALVAGE OR SURPLUS MATERIALS, DEFENSE SUPPLY AGENCY (SUSPENSE) . . . . .	97F3860	-9,571,788.89	-4,115,492.41
BUDGET CLEARING ACCOUNT (SUSPENSE) . . . . .	97F3875	21,202.05	8,494.45
TOTAL, PROPRIETARY RECEIPTS FROM THE PUBLIC . . . . .		2,905,742.83	-3,987,897.52
TOTAL, OFFICE OF THE SECRETARY OF DEFENSE . . . . .		2,905,801.24	-3,987,897.52
TOTAL, MILITARY FUNCTIONS . . . . .		166,298,328.75	6,181,285.56
CIVIL FUNCTIONS			
CORPS OF ENGINEERS			
BUDGET RECEIPTS			
GENERAL FUND ACCOUNTS:			
MISCELLANEOUS FEES FOR REGULATORY AND JUDICIAL SERVICES, NOT OTHERWISE CLASSIFIED . . . . .	96 0890	717,557.26	170,766.81
FINES, PENALTIES, AND FORFEITURES, CUSTOMS, COMMERCE AND ANTITRUST LAWS . . . . .	96 1040	1,724.28	- - - - -
FORFEITURES OF UNCLAIMED MONEY AND PROPERTY . . . . .	96 1060	1.29	- - - - -
FINES, PENALTIES, AND FORFEITURES, NOT OTHERWISE CLASSIFIED . . . . .	96 1099	20,515.00	57,310.76
CONTRIBUTIONS TO 'CONSCIENCE FUND' . . . . .	96 1210	2.00	- - - - -
SPECIAL FUND ACCOUNTS:			
HYDRAULIC MINING IN CALIFORNIA, TAX, DEBRIS RESERVOIRS . . . . .	96 5066.1	48,000.00	- - - - -
LICENSES UNDER FEDERAL POWER ACT, IMPROVEMENT OF NAVIGABLE WATERS, MAINTENANCE AND OPERATION OF DAMS, ETC. . . . .	96 5125	2,752,395.78	- - - - -
TOTAL, BUDGET RECEIPTS. . . . .		3,540,195.61	228,077.57
PROPRIETARY RECEIPTS FROM THE PUBLIC			
GENERAL FUND ACCOUNTS:			
MISCELLANEOUS INTEREST COLLECTIONS, NOT OTHERWISE CLASSIFIED . . . . .	96 1499	1,025,847.96	489,327.44
GAIN BY EXCHANGE . . . . .	96 1680	- - - - -	1.05
MISCELLANEOUS DIVIDENDS AND EARNINGS, NOT OTHERWISE CLASSIFIED . . . . .	96 1699	124.99	- - - - -
RENT OF LAND, NOT OTHERWISE CLASSIFIED . . . . .	96 1812	1,459,507.33	531,122.74
RENT OF REAL PROPERTY, NOT OTHERWISE CLASSIFIED . . . . .	96 1830	173,272.41	45,018.47
RENT OF EQUIPMENT AND OTHER PERSONAL PROPERTY . . . . .	96 1840	100.00	- - - - -
ROYALTIES ON NATURAL RESOURCES, NOT OTHERWISE CLASSIFIED . . . . .	96 2039	44,722.54	10,178.22

Table C - RECEIPTS BY ORGANIZATIONAL UNIT

CLASSIFICATION	RECEIPT SYMBOL	AMOUNT F.Y. 1976	AMOUNT T.Q.
DEPARTMENT OF DEFENSE--CONTINUED			
CIVIL FUNCTIONS--CONTINUED			
CORPS OF ENGINEERS--CONTINUED			
PROPRIETARY RECEIPTS FROM THE PUBLIC--CONTINUED			
GENERAL FUND ACCOUNTS--CONTINUED			
SALE OF TIMBER, WILDLIFE AND OTHER NATURAL LAND PRODUCTS, NOT OTHERWISE CLASSIFIED . . . . .	96 2229	23,173.76	853.85
SALE OF MINERALS AND MINERAL PRODUCTS . . . . .	96 2230	145,780.53	- - - - -
SALE AND TRANSMISSION OF ELECTRIC ENERGY, BONNEVILLE POWER ADMINISTRATION . . . . .	96 2241	10,704.75	2,836.67
SALE OF POWER AND OTHER UTILITIES, NOT OTHERWISE CLASSIFIED . . . . .	96 2249	1,336,362.77	238,869.61
SALE OF PUBLICATIONS AND REPRODUCTIONS, NOT OTHERWISE CLASSIFIED . . . . .	96 2259	78,605.85	11,794.63
SALES OF MISCELLANEOUS PRODUCTS AND BY-PRODUCTS, NOT OTHERWISE CLASSIFIED . . . . .	96 2299	62,300.00	- - - - -
FEES AND OTHER CHARGES FOR ACCOUNTING AND AUDITING SERVICES . . . . .	96 2412	13.75	- - - - -
FEES AND OTHER CHARGES FOR OTHER SERVICES . . . . .	96 2419.2	891.73	158.46
FEES AND OTHER CHARGES FOR SERVICES, FREEDOM OF INFORMATION ACT . . . . .	96 2419.3	442.90	- - - - -
COMMISSIONS ON TELEPHONE PAY STATIONS . . . . .	96 2423	2,972.13	1,332.29
FEES AND OTHER CHARGES FOR COMMUNICATION AND TRANSPORTATION SERVICES, NOT OTHERWISE CLASSIFIED . . . . .	96 2429	3,380.75	765.00
CHARGES FOR TESTING, INSPECTION AND GRADING SERVICES, NOT OTHERWISE CLASSIFIED . . . . .	96 2449	311.50	- - - - -
BUSINESS CONCESSIONS . . . . .	96 2465	12,790.03	4,670.42
FEES AND OTHER CHARGES FOR SPECIAL BENEFITS, NOT OTHERWISE CLASSIFIED . . . . .	96 2469	36,548.22	16,664.64
OTHER FEES AND CHARGES FOR MISCELLANEOUS SERVICES . . . . .	96 2499	801,393.09	173,627.43
SALE OF OTHER REAL PROPERTY, NOT OTHERWISE CLASSIFIED . . . . .	96 2629	200,332.80	35,381.20
SALE OF SCRAP AND SALVAGE MATERIALS . . . . .	96 2650	1,440.58	314.00
REPAYMENTS ON MISCELLANEOUS RECOVERABLE COSTS, NOT OTHERWISE CLASSIFIED . . . . .	96 2889	1,438,889.80	461,457.28
MISCELLANEOUS REPAYMENTS ON LOANS AND INVESTMENTS . . . . .	96 2899	5,229.50	- - - - -
RECOVERIES FOR GOVERNMENT PROPERTY LOST OR DAMAGED, NOT OTHERWISE CLASSIFIED . . . . .	96 3019	702.47	53.12
RECOVERIES FOR BREACH OF CONTRACT . . . . .	96 3080	2,039.69	535.11
MISCELLANEOUS RECOVERIES AND REFUNDS, NOT OTHERWISE CLASSIFIED . . . . .	96 3099	681,548.68	66,101.13
SPECIAL FUND ACCOUNTS:			
LAND AND WATER CONSERVATION FUND, SURPLUS PROPERTY SALES (16 USC 460L-5) . . . . .	96 5005.2	17,895.00	850.00
SPECIAL RECREATION USE FEES, ARMY, CORPS OF ENGINEERS, CIVIL (16 USC 460L-6A) . . . . .	96 5007	2,484,229.63	2,121,170.02
HYDRAULIC MINING IN CALIFORNIA, WATER STORAGE AND USE OF FACILITIES, DEBRIS RESERVOIRS (33 USC 683) . . . . .	96 5066.2	100,000.00	- - - - -
RECEIPTS FROM LEASES OF LANDS ACQUIRED FOR FLOOD CONTROL, NAVIGATION, AND ALLIED PURPOSES (33 USC 701C-3) . . . . .	96 5090	4,297,097.93	1,569,551.76
TRUST FUND ACCOUNTS:			
CONTRIBUTIONS, RIVERS AND HARBORS (33 USC 560, 701H, 702F, 703) . . . . .	96 8862	37,268,225.37	11,805,706.00
BUDGET CLEARING ACCOUNTS:			
BUDGET CLEARING ACCOUNT (SUSPENSE) . . . . .	96F3875	987,992.11	-168,543.32
TOTAL, PROPRIETARY RECEIPTS FROM THE PUBLIC . . . . .		52,704,870.55	17,419,797.22
TOTAL, CORPS OF ENGINEERS . . . . .		56,245,066.16	17,647,874.79



Table C - RECEIPTS BY ORGANIZATIONAL UNIT

CLASSIFICATION	RECEIPT SYMBOL	AMOUNT F. Y. 1976	AMOUNT T. Q.
DEPARTMENT OF DEFENSE-CONTINUED			
CIVIL FUNCTIONS-CONTINUED			
DEPARTMENT OF THE ARMY, CIVIL			
PROPRIETARY RECEIPTS FROM THE PUBLIC			
GENERAL FUND ACCOUNTS:			
REPAYMENTS OF LOANS, CONSTRUCTION OF POWER SYSTEMS, RYUKYU ISLANDS, ARMY . . . . .	21 2931	398,367.65	87,840.00
SPECIAL FUND ACCOUNTS:			
SALE OF HUNTING AND FISHING PERMITS, MILITARY RESERVATIONS (16 USC 670B) . . . . .	21 5095	543,197.51	152,770.15
TOTAL, PROPRIETARY RECEIPTS FROM THE PUBLIC . . . . .		<u>941,565.16</u>	<u>240,610.15</u>
TOTAL, DEPARTMENT OF THE ARMY, CIVIL.		<u>941,565.16</u>	<u>240,610.15</u>
DEPARTMENT OF THE NAVY, CIVIL			
PROPRIETARY RECEIPTS FROM THE PUBLIC			
SPECIAL FUND ACCOUNTS:			
SALE OF HUNTING AND FISHING PERMITS, MILITARY RESERVATIONS (16 USC 670B) . . . . .	17 5095	64,021.09	18,813.00
TOTAL, PROPRIETARY RECEIPTS FROM THE PUBLIC . . . . .		<u>64,021.09</u>	<u>18,813.00</u>
TOTAL, DEPARTMENT OF THE NAVY, CIVIL.		<u>64,021.09</u>	<u>18,813.00</u>
DEPARTMENT OF THE AIR FORCE, CIVIL			
PROPRIETARY RECEIPTS FROM THE PUBLIC			
SPECIAL FUND ACCOUNTS:			
SALE OF HUNTING AND FISHING PERMITS, MILITARY RESERVATIONS (16 USC 670B) . . . . .	57 5095	120,345.35	13,913.10
TOTAL, PROPRIETARY RECEIPTS FROM THE PUBLIC . . . . .		<u>120,345.35</u>	<u>13,913.10</u>
TOTAL, DEPARTMENT OF THE AIR FORCE, CIVIL . . . . .		<u>120,345.35</u>	<u>13,913.10</u>
UNITED STATES SOLDIERS' AND AIRMEN'S HOME, CIVIL			
BUDGET RECEIPTS			
TRUST FUND ACCOUNTS:			
WITHHELD, SOLDIERS' AND AIRMEN'S HOME . . . . .	84 8930.2	3,567,199.55	886,709.03
ESTATES OF DECEASED SOLDIERS AND AIRMEN, SOLDIERS' AND AIRMEN'S HOME . . . . .	84 8930.3	14,840.46	- - - - -
STOPPAGES, FINES, AND FORFEITURES, . . . . .	84 8930.4	3,063,999.37	567,674.48
TOTAL, BUDGET RECEIPTS. . . . .		<u>6,646,039.38</u>	<u>1,454,383.51</u>
PROPRIETARY RECEIPTS FROM THE PUBLIC			
GENERAL FUND ACCOUNTS:			
SERVICE CHARGES FOR ALLOTMENTS OF PAY FOR SAVINGS ACCOUNTS (P.L. 90-365) . . . . .	84 2417	805.14	203.40
TRUST FUND ACCOUNTS:			
RECOVERIES-DEPOSITS BY USSAH . . . . .	84 8930.5	163,021.08	22,679.99
TOTAL, PROPRIETARY RECEIPTS FROM THE PUBLIC . . . . .		<u>163,826.22</u>	<u>22,883.39</u>

Table C - RECEIPTS BY ORGANIZATIONAL UNIT

CLASSIFICATION	RECEIPT SYMBOL	AMOUNT F.Y. 1976	AMOUNT T.Q.
DEPARTMENT OF DEFENSE-CONTINUED			
CIVIL FUNCTIONS-CONTINUED			
UNDISTRIBUTED OFFSETTING RECEIPTS			
TRUST FUND ACCOUNTS:			
INTEREST ON SOLDIERS' AND AIRMEN'S HOME PERMANENT FUND (24 USC 46)	84 8930.1	6,230,796.69	1,476,922.22
TOTAL, UNDISTRIBUTED OFFSETTING RECEIPTS		6,230,796.69	1,476,922.22
TOTAL, UNITED STATES SOLDIERS' AND AIRMEN'S HOME, CIVIL		13,040,662.29	2,954,189.12
PANAMA CANAL, CIVIL			
BUDGET RECEIPTS			
GENERAL FUND ACCOUNTS:			
IMMIGRATION, PASSPORT AND CONSULAR FEES	38 0830	11,336.00	6,122.83
REGISTRATION AND FILING FEES	38 0850	220,240.20	-143.97
MISCELLANEOUS FEES FOR REGULATORY AND JUDICIAL SERVICES, NOT OTHERWISE CLASSIFIED	38 0890	222,002.50	21,568.00
FINES, PENALTIES, AND FORFEITURES, NOT OTHERWISE CLASSIFIED	38 1099	208,094.61	58,804.08
TOTAL, BUDGET RECEIPTS		661,673.31	86,350.94
PROPRIETARY RECEIPTS FROM THE PUBLIC			
GENERAL FUND ACCOUNTS:			
MISCELLANEOUS INTEREST COLLECTIONS, NOT OTHERWISE CLASSIFIED	38 1499	65,357.15	15,246.76
RENT OF LAND, NOT OTHERWISE CLASSIFIED	38 1812	315,706.79	80,154.29
RENT OF REAL PROPERTY, NOT OTHERWISE CLASSIFIED	38 1830	64,385.76	20,546.33
POSTAL RECEIPTS, CANAL ZONE GOVERNMENT	38 2425	1,637,244.99	378,547.36
CHARGES FOR SUBSISTENCE, LAUNDRY AND HEALTH SERVICES	38 2430	19,169,666.95	6,723,471.06
CHARGES FOR TESTING, INSPECTION AND GRADING SERVICES, NOT OTHERWISE CLASSIFIED	38 2449	325,860.35	63,404.86
OTHER FEES AND CHARGES FOR MISCELLANEOUS SERVICES	38 2499	11,628,944.41	1,352,275.75
PROCEEDS FROM SALE OF EQUIPMENT AND OTHER PERSONAL PROPERTY, NOT OTHERWISE CLASSIFIED	38 2649	8,431.65	967.63
MISCELLANEOUS RECOVERIES AND REFUNDS, NOT OTHERWISE CLASSIFIED	38 3099	3,102,650.10	870,034.19
BUDGET CLEARING ACCOUNTS:			
BUDGET CLEARING ACCOUNT (SUSPENSE)	38F3875	-1,825.14	2,567.08
TOTAL, PROPRIETARY RECEIPTS FROM THE PUBLIC		36,316,423.01	9,507,215.31
INTRABUDGETARY RECEIPTS DEDUCTED BY AGENCY			
GENERAL FUND ACCOUNTS:			
REIMBURSEMENT FOR NET COST OF OPERATIONS OF CANAL ZONE GOVERNMENT LESS TOLLS ON GOVERNMENT VESSELS (64 STAT. 1041)	38 2471	19,331,342.79	6,396,604.97
TOTAL INTRABUDGETARY RECEIPTS DEDUCTED BY AGENCY		19,331,342.79	6,396,604.97
TOTAL, PANAMA CANAL, CIVIL		56,309,439.11	15,990,171.22
TOTAL, CIVIL FUNCTIONS		126,721,099.16	36,865,571.38
TOTAL, DEPARTMENT OF DEFENSE		293,019,427.91	43,046,856.94

Table C - RECEIPTS BY ORGANIZATIONAL UNIT

CLASSIFICATION	RECEIPT SYMBOL	AMOUNT F. Y. 1976	AMOUNT T. Q.
DEPARTMENT OF HEALTH, EDUCATION, AND WELFARE			
BUDGET RECEIPTS			
GENERAL FUND ACCOUNTS:			
IMMIGRATION, PASSPORT AND CONSULAR FEES . . . . .	75 0830	10.00	- - - - -
MISCELLANEOUS FEES FOR REGULATORY AND JUDICIAL SERVICES, NOT OTHERWISE CLASSIFIED . . . . .	75 0890	51,075.00	46,700.00
FORFEITURES OF UNCLAIMED MONEY AND PROPERTY . . . . .	75 1060	903.49	58,337.92
FINES, PENALTIES, AND FORFEITURES, NOT OTHERWISE CLASSIFIED . . . . .	75 1099	4,181.07	350.27
CONTRIBUTIONS TO 'CONSCIENCE FUND' . . . . .	75 1210	61.00	2,307.70
GIFTS TO THE UNITED STATES, NOT OTHERWISE CLASSIFIED . . . . .	75 1299	2,012.00	- - - - -
TRUST FUND ACCOUNTS:			
PREMIUMS COLLECTED BY SOCIAL SECURITY ADMINISTRATION, FEDERAL SUPPLEMENTARY MEDICAL INSURANCE TRUST FUNDS (42 USC 1395T) . . . . .	20 8004.5	1,768,966,761.01	492,298,024.09
PREMIUMS COLLECTED FOR THE DISABLED, FEDERAL SUPPLEMENTARY MEDICAL INSURANCE TRUST FUND . . . . .	20 8004.7	168,329,522.81	46,350,084.61
REFUNDS OF TAXES, FEDERAL HOSPITAL INSURANCE TRUST FUND . . . . .	20X8005	-62,784,000.00	- - - - -
TRANSFERS FROM GENERAL FUND OF AMOUNTS EQUAL TO FICA TAXES, FEDERAL HOSPITAL INSURANCE TRUST FUND (42 USC 1395 I) . . . . .	20 8005.1	10,204,092,859.76	2,842,436,177.27
DEPOSITS BY STATES, FEDERAL HOSPITAL INSURANCE TRUST FUND (42 USC 418(H)(1)) . . . . .	20 8005.3	1,313,803,165.36	447,557,193.10
PREMIUMS COLLECTED FOR UNINSURED INDIVIDUALS NOT OTHERWISE ELIGIBLE, FEDERAL HOSPITAL INSURANCE TRUST FUND . . . . .	20 8005.9	7,695,947.96	2,247,788.64
RECEIPTS FROM RAILROAD RETIREMENT ACCOUNT, FEDERAL HOSPITAL INSURANCE TRUST FUND (42 USC 228E (K)) . . . . .	20 8005.10	130,904,000.00	135,863,000.00
TRANSFERS FROM GENERAL FUND OF AMOUNTS EQUAL TO SECA TAXES, FEDERAL HOSPITAL INSURANCE TRUST FUND (42 USC 1395 I) . . . . .	20 8005.11	401,385,869.92	30,699,253.61
REFUNDS OF TAXES, FEDERAL OLD-AGE AND SURVIVORS INSURANCE TRUST FUND . . . . .	20X8006	-304,792,000.00	- - - - -
TRANSFERS FROM GENERAL FUND OF AMOUNTS EQUAL TO FICA TAXES, FEDERAL OLD-AGE AND SURVIVORS INSURANCE TRUST FUND (42 USC 401) . . . . .	20 8006.1	49,599,596,886.70	13,827,916,982.11
DEPOSITS BY STATES, FEDERAL OLD-AGE AND SURVIVORS INSURANCE TRUST FUND (42 USC 418 (H) (1)) . . . . .	20 8006.3	6,654,444,980.01	1,846,755,637.46
TRANSFERS FROM GENERAL FUND OF AMOUNTS EQUAL TO SECA TAXES, FEDERAL OLD-AGE AND SURVIVORS INSURANCE TRUST FUND (42 USC 401) . . . . .	20 8006.11	2,753,440,151.24	211,175,038.54
REFUNDS OF TAXES, FEDERAL DISABILITY INSURANCE TRUST FUND . . . . .	20X8007	-40,052,000.00	- - - - -
TRANSFERS FROM GENERAL FUND OF AMOUNTS EQUAL TO FICA TAXES, FEDERAL DISABILITY INSURANCE TRUST FUND (42 USC 401) . . . . .	20 8007.1	6,523,790,067.20	1,816,960,378.62
DEPOSITS BY STATES, FEDERAL DISABILITY INSURANCE TRUST FUND (42 USC 418(H)(1)) . . . . .	20 8007.3	838,942,932.53	285,823,221.06
TRANSFERS FROM GENERAL FUND OF AMOUNTS EQUAL TO SECA TAXES, FEDERAL DISABILITY INSURANCE TRUST FUND (42 USC 401) . . . . .	20 8007.11	363,411,500.07	27,267,520.55
CONTRIBUTIONS TO NATIONAL INSTITUTES OF HEALTH UNCONDITIONAL GIFT FUND (42 USC 219) . . . . .	75 8248.1	16,116.52	3,035.29
CONTRIBUTIONS TO PUBLIC HEALTH SERVICE UNCONDITIONAL GIFT FUND (42 USC 219) . . . . .	75 8249.1	33,762.27	2,786.34
CONTRIBUTIONS TO NATIONAL INSTITUTES OF HEALTH CONDITIONAL GIFT FUND (42 USC 219) . . . . .	75 8253.1	117,890.30	1,000.00
CONTRIBUTIONS TO PUBLIC HEALTH SERVICE CONDITIONAL GIFT FUND (42 USC 219) . . . . .	75 8254.1	168,497.86	41,448.99
DEPOSITS, PATIENTS' BENEFIT FUND, SAINT ELIZABETHS HOSPITAL, ALCOHOL, DRUG ABUSE, AND MENTAL HEALTH ADMINISTRATION (24 USC 165) . . . . .	75 8559	8,922.04	1,075.00
DEPOSITS, PATIENTS' BENEFIT FUND, NATIONAL INSTITUTES OF HEALTH (42 USC 219) . . . . .	75 8888.1	57,406.79	12,767.67
DEPOSITS, PATIENTS' BENEFIT FUND, PUBLIC HEALTH SERVICE HOSPITALS (42 USC 219) . . . . .	75 8889.1	84,980.81	11,687.16
BUDGET CLEARING ACCOUNTS:			
FEDERAL TAX WITHHELD FROM PAYMENTS TO NONRESIDENT ALIENS (SUSPENSE) . . . . .	75F0109	4,572.33	-94.75
TOTAL, BUDGET RECEIPTS. . . . .		<u>80,321,727,036.05</u>	<u>22,013,531,701.25</u>



Table C - RECEIPTS BY ORGANIZATIONAL UNIT

CLASSIFICATION	RECEIPT SYMBOL	AMOUNT F. Y. 1976	AMOUNT T. Q.
DEPARTMENT OF HEALTH, EDUCATION, AND WELFARE- CONTINUED			
PROPRIETARY RECEIPTS FROM THE PUBLIC-CONTINUED			
SPECIAL FUND ACCOUNTS:			
LAND AND WATER CONSERVATION FUND, SURPLUS PROPERTY SALES (16 USC 460L-5) . . . . .	75 5005.2	225,622.54	-8,900.42
TRUST FUND ACCOUNTS:			
OTHER, FEDERAL SUPPLEMENTARY MEDICAL INSURANCE TRUST FUND (42 USC 1395T) . . . . .	20 8004.41	29,937.64	- - - - -
OTHER, FEDERAL HOSPITAL INSURANCE TRUST FUND (42 USC 1395 I) . . . . .	20 8005.41	17,596.94	- - - - -
MISCELLANEOUS INTEREST, FEDERAL OLD-AGE AND SURVIVORS INSURANCE TRUST FUND (42 USC 401) . . . . .	20 8006.29	3,055,938.00	- - - - -
OTHER, FEDERAL OLD-AGE AND SURVIVORS INSURANCE TRUST FUND (42 USC 401) . . . . .	20 8006.41	18,690.09	4,186.89
OTHER, FEDERAL DISABILITY INSURANCE TRUST FUND (42 USC 401) . . . . .	20 8007.41	16,111.48	- - - - -
CONTRIBUTIONS, INDIAN HEALTH FACILITIES, HEALTH SERVICES ADMINISTRATION (42 USC 2004A (A)(3)) . . . . .	75 8073	2,188,439.99	603,688.87
SPECIAL STATISTICAL WORK, VITAL STATISTICS, HEALTH RESOURCES ADMINISTRATION (15 USC 1526; 31 USC 725R) . . . . .	75 8251	31,309.75	46,792.75
SPECIAL STATISTICAL COMPILATIONS AND SURVEYS, OFFICE OF EDUCATION (20 USC 1231F) . . . . .	75 8560	21,844.03	-13,070.75
BUDGET CLEARING ACCOUNTS:			
BUDGET CLEARING ACCOUNT (SUSPENSE) . . . . .	75F3875	680,773.65	-1,486,163.23
TOTAL, PROPRIETARY RECEIPTS FROM THE PUBLIC . . . . .		19,282,550.66	4,646,510.91
INTRABUDGETARY RECEIPTS DEDUCTED BY AGENCY			
GENERAL FUND ACCOUNTS:			
INTEREST ON LOANS, HIGHER EDUCATION FACILITIES LOAN FUND . . . . .	75 1422	- - - - -	30,887,944.52
TRUST FUND ACCOUNTS:			
FEDERAL CONTRIBUTIONS, FEDERAL SUPPLEMENTARY MEDICAL INSURANCE TRUST FUND (42 USC 1395T) . . . . .	20 8004.1	2,939,337,590.81	878,000,000.00
INTEREST ON REIMBURSEMENT OF ADMINISTRATIVE AND VOCATIONAL REHABILITATION EXPENSES, FEDERAL SUPPLEMENTARY MEDICAL INSURANCE TRUST FUND (42 USC 1395T) . . . . .	20 8004.25	-25,156.00	- - - - -
INTEREST PAYMENTS BY RAILROAD RETIREMENT BOARD, FEDERAL HOSPITAL INSURANCE TRUST FUND (45 USC 228E (K)) . . . . .	20 8005.5	6,818,000.00	6,987,000.00
FEDERAL PAYMENTS FOR MILITARY SERVICE CREDITS, FEDERAL HOSPITAL INSURANCE TRUST FUND (42 USC 417) . . . . .	20 8005.6	48,000,000.00	- - - - -
FEDERAL PAYMENTS FOR TRANSITIONAL COVERAGE, FEDERAL HOSPITAL INSURANCE TRUST FUND (42 USC 1395 I) . . . . .	20 8005.8	610,430,000.00	- - - - -
INTEREST ON REIMBURSEMENT OF ADMINISTRATIVE AND VOCATIONAL REHABILITATION EXPENSES, FEDERAL HOSPITAL INSURANCE TRUST FUND (42 USC 1395 I) . . . . .	20 8005.25	1,379,707.00	- - - - -
FEDERAL PAYMENTS FOR MILITARY SERVICE CREDITS, FEDERAL OLD-AGE AND SURVIVORS INSURANCE TRUST FUND (42 USC 417) . . . . .	20 8006.6	157,000,000.00	- - - - -
FEDERAL PAYMENTS FOR SPECIAL BENEFITS, FEDERAL OLD-AGE AND SURVIVORS INSURANCE TRUST FUND (42 USC 423 (G)) . . . . .	20 8006.7	268,317,000.00	- - - - -
INTEREST ON REIMBURSEMENT OF ADMINISTRATIVE AND VOCATIONAL REHABILITATION EXPENSES, FEDERAL OLD-AGE AND SURVIVORS INSURANCE TRUST FUND (42 USC 401) . . . . .	20 8006.25	-2,079,632.00	- - - - -
FEDERAL PAYMENTS FOR MILITARY SERVICE CREDITS, FEDERAL DISABILITY INSURANCE TRUST FUND (42 USC 417) . . . . .	20 8007.6	90,000,000.00	- - - - -
INTEREST ON REIMBURSEMENT OF ADMINISTRATIVE AND VOCATIONAL REHABILITATION EXPENSES, FEDERAL DISABILITY INSURANCE TRUST FUND (42 USC 401) . . . . .	20 8007.25	725,081.00	- - - - -
RECEIPTS FROM FEDERAL OLD-AGE AND SURVIVORS AND DISABILITY INSURANCE TRUST FUNDS, RAILROAD RETIREMENT ACCOUNT (45 USC 228E (K) (E)) . . . . .	60 8011.3	1,238,669,000.00	- - - - -
TOTAL INTRABUDGETARY RECEIPTS DEDUCTED BY AGENCY . . . . .		5,358,571,590.81	915,874,944.52

Table C - RECEIPTS BY ORGANIZATIONAL UNIT

CLASSIFICATION	RECEIPT SYMBOL	AMOUNT F. Y. 1976	AMOUNT T. Q.
DEPARTMENT OF HEALTH, EDUCATION, AND WELFARE- CONTINUED			
UNDISTRIBUTED OFFSETTING RECEIPTS			
TRUST FUND ACCOUNTS:			
INTEREST AND PROFITS ON INVESTMENTS, FEDERAL SUPPLEMENTARY MEDICAL INSURANCE TRUST FUND (42 USC 1395T) . . . . .	20 8004.2	103,669,737.20	4,420,376.34
INTEREST AND PROFITS ON INVESTMENTS IN PUBLIC DEBT SECURITIES, FEDERAL HOSPITAL INSURANCE TRUST FUND (42 USC 1395 I) . . . . .	20 8005.2	704,946,377.62	3,664,149.45
TRANSFERS FROM GENERAL FUND OF AMOUNTS EQUAL TO FEDERAL EMPLOYER CONTRIBUTIONS FOR FICA TAXES, FEDERAL HOSPITAL INSURANCE TRUST FUND (42 USC 1395I) . . . . .	20 8005.12	175,000,000.00	45,000,000.00
INTEREST AND PROFITS ON INVESTMENTS IN PARTICIPATION CERTIFICATES, FEDERAL HOSPITAL INSURANCE TRUST FUND (42 USC 1395 I) . . . . .	20 8005.22	2,600,000.00	1,300,000.00
INTEREST AND PROFITS ON INVESTMENTS IN PUBLIC DEBT SECURITIES, FEDERAL OLD-AGE AND SURVIVORS INSURANCE TRUST FUND (42 USC 401) . . . . .	20 8006.2	2,322,200,251.10	67,981,820.74
TRANSFERS FROM GENERAL FUND OF AMOUNTS EQUAL TO FEDERAL EMPLOYER CONTRIBUTIONS FOR FICA TRUST FUND (42 USC 401) . . . . .	20 8006.12	852,000,000.00	220,000,000.00
INTEREST AND PROFITS ON INVESTMENTS IN PARTICIPATION CERTIFICATES, FEDERAL OLD-AGE AND SURVIVORS INSURANCE TRUST FUND (42 USC 401) . . . . .	20 8006.22	23,903,750.00	11,696,250.00
INTEREST AND PROFITS ON INVESTMENTS IN PUBLIC DEBT SECURITIES, FEDERAL DISABILITY INSURANCE TRUST FUND (42 USC 401) . . . . .	20 8007.2	467,351,525.53	13,266,922.62
TRANSFERS FROM GENERAL FUND OF AMOUNTS EQUAL TO FEDERAL EMPLOYER CONTRIBUTIONS FOR FICA TAXES, FEDERAL DISABILITY INSURANCE TRUST FUND (42 USC 401) . . . . .	20 8007.12	111,000,000.00	29,000,000.00
INTEREST ON INVESTMENTS, PUBLIC HEALTH SERVICE UNCONDITIONAL GIFT FUND (42 USC 219) . . . . .	75 8249.2	5,693.50	- - - - -
INTEREST ON INVESTMENTS, PUBLIC HEALTH SERVICE CONDITIONAL GIFT FUND (42 USC 219) . . . . .	75 8254.2	2,901.00	1,951.70
INTEREST ON INVESTMENTS, SAINT ELIZABETHS HOSPITAL UNCONDITIONAL GIFT FUND, ALCOHOL, DRUG ABUSE, AND MENTAL HEALTH ADMINISTRATION (24 USC 181-184) . . . . .	75 8555.2	2,855.02	159.38
INTEREST ON INVESTMENTS, PATIENTS' BENEFIT FUND, PUBLIC HEALTH SERVICE HOSPITALS (42 USC 219) . . . . .	75 8889.2	1,653.51	446.98
TOTAL, UNDISTRIBUTED OFFSETTING RECEIPTS . . . . .		<u>4,762,684,744.48</u>	<u>396,332,077.21</u>
TOTAL, DEPARTMENT OF HEALTH, EDUCATION, AND WELFARE . . . . .		<u>90,462,265,922.00</u>	<u>23,330,385,233.89</u>
DEPARTMENT OF HOUSING AND URBAN DEVELOPMENT			
BUDGET RECEIPTS			
GENERAL FUND ACCOUNTS:			
FINES, PENALTIES, AND FORFEITURES, IMMIGRATION AND LABOR LAWS . . . . .	86 1030	90,846.84	7,960.00
FORFEITURES OF UNCLAIMED MONEY AND PROPERTY . . . . .	86 1060	47.98	40.00
SPECIAL FUND ACCOUNTS:			
INTERSTATE LAND SALES FUND, HOUSING AND URBAN DEVELOPMENT (15 USC 1704 (b)) . . . . .	86 5270	329,423.65	128,853.96
TOTAL, BUDGET RECEIPTS . . . . .		<u>420,318.47</u>	<u>136,853.96</u>
PROPRIETARY RECEIPTS FROM THE PUBLIC			
GENERAL FUND ACCOUNTS:			
MISCELLANEOUS INTEREST COLLECTIONS, NOT OTHERWISE CLASSIFIED . . . . .	86 1499	104,909.00	12,903.97
MISCELLANEOUS DIVIDENDS AND EARNINGS, NOT OTHERWISE CLASSIFIED . . . . .	86 1699	4,254.16	404.45

Table C - RECEIPTS BY ORGANIZATIONAL UNIT

CLASSIFICATION	RECEIPT SYMBOL	AMOUNT F.Y. 1976	AMOUNT T.Q.
DEPARTMENT OF HOUSING AND URBAN DEVELOPMENT- CONTINUED			
PROPRIETARY RECEIPTS FROM THE PUBLIC-CONTINUED			
RENT OF REAL PROPERTY, NOT OTHERWISE CLASSIFIED . . . . .	86 1830	- - - - -	835.62
RENT OF EQUIPMENT AND OTHER PERSONAL PROPERTY . . . . .	86 1840	105,993.78	2,679.14
SALE OF POWER AND OTHER UTILITIES, NOT OTHERWISE CLASSIFIED . . . . .	86 2249	158.52	30.55
SALE OF PUBLICATIONS AND REPRODUCTIONS, FREEDOM OF INFORMATION ACT . . . . .	86 2252	204.50	328.05
SALE OF PUBLICATIONS AND REPRODUCTIONS, NOT OTHERWISE CLASSIFIED . . . . .	86 2259	707.73	- - - - -
FEES AND OTHER CHARGES FOR ACCOUNTING AND AUDITING SERVICES . . . . .	86 2412	1,428.92	307.50
SERVICE CHARGES FOR ALLOTMENTS OF PAY FOR SAVINGS ACCOUNTS (P.L. 90-365) . . . . .	86 2417	13,105.14	3,068.34
FEES AND OTHER CHARGES FOR PROGRAM ADMINISTRATIVE SERVICES . . . . .	86 2419.1	1,184.94	728.05
FEES AND OTHER CHARGES FOR OTHER SERVICES . . . . .	86 2419.2	4,163.18	821.52
FEES AND OTHER CHARGES FOR SERVICES, FREEDOM OF INFORMATION ACT . . . . .	86 2419.3	170.75	241.45
FEES AND OTHER CHARGES FOR COMMUNICATION AND TRANSPORTATION SERVICES, NOT OTHERWISE CLASSIFIED . . . . .	86 2429	- - - - -	26.00
SALE OF OTHER REAL PROPERTY, NOT OTHERWISE CLASSIFIED . . . . .	86 2629	119,614.00	330,826.00
PROCEEDS FROM SALE OF EQUIPMENT AND OTHER PERSONAL PROPERTY, NOT OTHERWISE CLASSIFIED . . . . .	86 2649	705,218.09	48,327.89
SALE OF SCRAP AND SALVAGE MATERIALS . . . . .	86 2650	824.02	91.50
MISCELLANEOUS RECOVERIES AND REFUNDS, NOT OTHERWISE CLASSIFIED . . . . .	86 3099	227,271.62	354,844.39
TOTAL, PROPRIETARY RECEIPTS FROM THE PUBLIC . . . . .		1,289,208.35	756,464.42
TOTAL, DEPARTMENT OF HOUSING AND URBAN DEVELOPMENT . . . . .		1,709,526.82	893,318.38
DEPARTMENT OF THE INTERIOR			
BUDGET RECEIPTS			
GENERAL FUND ACCOUNTS:			
IMMIGRATION, PASSPORT AND CONSULAR FEES . . . . .	14 0830	12,393.20	910.30
REGISTRATION AND FILING FEES . . . . .	14 0850	19,356,651.00	6,158,548.50
FEES FOR LEGAL AND JUDICIAL SERVICES, NOT OTHERWISE CLASSIFIED . . . . .	14 0869	75,364.48	18,183.78
MISCELLANEOUS FEES FOR REGULATORY AND JUDICIAL SERVICES, NOT OTHERWISE CLASSIFIED . . . . .	14 0890	3,375.72	12.00
FINES, PENALTIES, AND FORFEITURES, CUSTOMS, COMMERCE AND ANTITRUST LAWS . . . . .	14 1040	2,908.91	- - - - -
FURFEITURES OF UNCLAIMED MONEY AND PROPERTY . . . . .	14 1060	4,686.99	1,525.43
FINES, PENALTIES, AND FORFEITURES, MINING ENFORCEMENT AND SAFETY ADMINISTRATION . . . . .	14 1080	9,136,087.26	2,329,475.92
FINES, PENALTIES, AND FORFEITURES, NOT OTHERWISE CLASSIFIED . . . . .	14 1099	81,135.88	17,670.94
CONTRIBUTIONS TO "CONSCIENCE FUND" . . . . .	14 1210	370.79	5.00
GIFTS TO THE UNITED STATES, NOT OTHERWISE CLASSIFIED . . . . .	14 1299	7,006.38	1,520.69
SPECIAL FUND ACCOUNTS:			
MIGRATORY BIRD HUNTING STAMPS (16 USC 718D) . . . . .	14 5137	13,929,801.00	3,541,077.90
DEPOSITS, OFFICE OF THE COMPTROLLER FOR GUAM, TERRITORIAL AFFAIRS ( 48 USC 1422D) . . . . .	14 5739	600,000.00	- - - - -
TRUST FUND ACCOUNTS:			
DONATIONS TO NATIONAL PARK SERVICE (16 USC 6) . . . . .	14 8037	1,111,592.06	408,332.01
DONATIONS, BUREAU OF OUTDOOR RECREATION (16 USC 460L-1 (H)) . . . . .	14 8058	573.42	- - - - -
CONTRIBUTION FOR JEFFERSON NATIONAL EXPANSION MEMORIAL (16 USC 450 JJ) . . . . .	14 8068	291,407.00	- - - - -
FINES, PENALTIES, AND FORFEITURES, INDIAN TRIBAL FUNDS (31 USC 66B; 31 USC 725S) . . . . .	14 8365.31	678,926.57	43,023.16
FUNDS CONTRIBUTED FOR THE ADVANCEMENT OF THE INDIAN RACE, BUREAU OF INDIAN AFFAIRS (25 USC 451) . . . . .	14 8563.1	516,028.55	209,187.51
TOTAL, BUDGET RECEIPTS . . . . .		45,808,309.25	12,729,473.14

Table C - RECEIPTS BY ORGANIZATIONAL UNIT

CLASSIFICATION	RECEIPT SYMBOL	AMOUNT F.Y. 1976	AMOUNT T.Q.
DEPARTMENT OF THE INTERIOR-CONTINUED			
PROPRIETARY RECEIPTS FROM THE PUBLIC			
GENERAL FUND ACCOUNTS:			
INTEREST ON LOANS TO STATES, MUNICIPALITIES, AND OTHER PUBLIC BODIES, NOT OTHERWISE CLASSIFIED . . . . .	14 1449	2,062,434.44	519,248.11
INTEREST ON OTHER LOANS TO INDIVIDUALS AND PRIVATE ORGANIZATIONS . . . . .	14 1453	4,730.44	2,225.37
INTEREST ON PUBLIC DEPOSITS . . . . .	14 1482	10,600.08	- - - - -
MISCELLANEOUS INTEREST COLLECTIONS, NOT OTHERWISE CLASSIFIED . . . . .	14 1499	206,844.33	51,730.01
GAIN BY EXCHANGE . . . . .	14 1680	- - - - -	172.75
MISCELLANEOUS DIVIDENDS AND EARNINGS, NOT OTHERWISE CLASSIFIED . . . . .	14 1699	5,874.21	902.60
RENT AND BONUSES FROM LAND LEASES FOR RESOURCE EXPLORATION AND EXTRACTION . . . . .	14 1811	11,023,721.11	8,673,941.20
RENT OF LAND, NOT OTHERWISE CLASSIFIED . . . . .	14 1812	8,077,207.49	2,566,119.65
RENT OF REAL PROPERTY, NOT OTHERWISE CLASSIFIED . . . . .	14 1830	378,940.71	100,091.06
RENT OF EQUIPMENT AND OTHER PERSONAL PROPERTY . . . . .	14 1840	775,936.32	344,841.46
ROYALTIES ON NATURAL RESOURCES, NOT OTHERWISE CLASSIFIED . . . . .	14 2039	23,271,792.61	12,686,142.99
ROYALTIES ON PATENTS, TRADEMARKS, AND COPYRIGHTS . . . . .	14 2040	665.69	160.89
SALE OF AGRICULTURAL PRODUCTS, LIVESTOCK AND LIVESTOCK PRODUCTS . . . . .	14 2210	96,963.89	38,123.47
SALE OF TIMBER, WILDLIFE AND OTHER NATURAL LAND PRODUCTS, NOT OTHERWISE CLASSIFIED . . . . .	14 2229	26,421,061.72	19,804,112.40
SALE OF MINERALS AND MINERAL PRODUCTS . . . . .	14 2230	7,078.06	- - - - -
SALE AND TRANSMISSION OF ELECTRIC ENERGY, EKLUTNA PROJECT, ALASKA . . . . .	14 2242	1,577,871.05	231,712.73
SALE AND TRANSMISSION OF ELECTRIC ENERGY, SNETTISHAM PROJECT, ALASKA . . . . .	14 2243	669,754.80	149,923.43
SALE AND TRANSMISSION OF ELECTRIC ENERGY, FALCON DAM . . . . .	14 2245	- - - - -	9,703.39
SALE AND TRANSMISSION OF ELECTRIC ENERGY, SOUTHWESTERN POWER ADMINISTRATION . . . . .	14 2247	36,741,886.45	10,076,683.52
SALE AND TRANSMISSION OF ELECTRIC ENERGY, SOUTHEASTERN POWER ADMINISTRATION . . . . .	14 2248	43,994,795.43	11,592,835.05
SALE OF POWER AND OTHER UTILITIES, NOT OTHERWISE CLASSIFIED . . . . .	14 2249	21,415,429.09	4,206,553.25
SALE OF NATIONAL ATLAS OF THE UNITED STATES, GEOLOGICAL SURVEY . . . . .	14 2251	157,704.80	8,409.60
SALE OF PUBLICATIONS AND REPRODUCTIONS, NOT OTHERWISE CLASSIFIED . . . . .	14 2259	3,756,636.37	1,390,373.13
SALES OF MISCELLANEOUS PRODUCTS AND BY-PRODUCTS, NOT OTHERWISE CLASSIFIED . . . . .	14 2299	140,589.34	30,210.55
FEES AND OTHER CHARGES FOR ACCOUNTING AND AUDITING SERVICES . . . . .	14 2412	5,751.92	1,410.32
SERVICE CHARGES FOR ALLOTMENTS OF PAY FOR SAVINGS ACCOUNTS (P.L. 90-365) . . . . .	14 2417	31,566.76	7,832.16
FEES AND OTHER CHARGES FOR PROGRAM ADMINISTRATIVE SERVICES . . . . .	14 2419.1	1,551,429.85	942,919.77
FEES AND OTHER CHARGES FOR OTHER SERVICES . . . . .	14 2419.2	14,656.31	4,783.68
FEES AND OTHER CHARGES FOR SERVICES, FREEDOM OF INFORMATION ACT . . . . .	14 2419.3	654.79	672.83
COMMISSIONS ON TELEPHONE PAY STATIONS . . . . .	14 2423	21,248.19	10,395.61
FEES AND OTHER CHARGES FOR COMMUNICATION AND TRANSPORTATION SERVICES, NOT OTHERWISE CLASSIFIED . . . . .	14 2429	569.65	181.58
CHARGES FOR SUBSISTENCE, LAUNDRY AND HEALTH SERVICES . . . . .	14 2430	3,438.97	847.05
CHARGES FOR TESTING, INSPECTION AND GRADING SERVICES, NOT OTHERWISE CLASSIFIED . . . . .	14 2449	112,044.28	4,720.00
ADMISSION PERMITS AND FEES . . . . .	14 2464	13,178.09	3,442.86
BUSINESS CONCESSIONS . . . . .	14 2465	3,462,472.52	403,594.65
FEES AND OTHER CHARGES FOR SPECIAL BENEFITS, NOT OTHERWISE CLASSIFIED . . . . .	14 2469	746,074.73	157,753.08
OTHER FEES AND CHARGES FOR MISCELLANEOUS SERVICES . . . . .	14 2499	10,496,713.96	2,188,100.13
SALE OF PUBLIC DOMAIN, NOT OTHERWISE CLASSIFIED . . . . .	14 2619	2,601,699.42	132,363.04
PROCEEDS FROM SALE OF LAND, COLUMBIA BASIN LAND DEVELOPMENT PROGRAM (16 USC 835C-2) . . . . .	14 2622	643,012.38	84,300.76
SALE OF OTHER REAL PROPERTY, NOT OTHERWISE CLASSIFIED . . . . .	14 2629	232,605.86	33,232.86
NET PROCEEDS FROM SURPLUS PROPERTY IN UNITED STATES (31 USC 725C) . . . . .	14 2637	26,553.53	121.25



Table C - RECEIPTS BY ORGANIZATIONAL UNIT

CLASSIFICATION	RECEIPT SYMBOL	AMOUNT F.Y. 1976	AMOUNT T.Q.
DEPARTMENT OF THE INTERIOR-CONTINUED			
PROPRIETARY RECEIPTS FROM THE PUBLIC-CONTINUED			
GENERAL FUND ACCOUNTS-CONTINUED			
PROCEEDS FROM SALE OF EQUIPMENT AND OTHER PERSONAL PROPERTY, NOT OTHERWISE CLASSIFIED . . . . .	14 2649	227,617.43	36,252.97
SALE OF SCRAP AND SALVAGE MATERIALS . . . . .	14 2650	33,276.20	26,114.77
REPAYMENT OF INVESTMENT IN LIQUIDATED ENTERPRISES AND SPECIAL FUNDS . . . . .	14 2820	4,517,894.86	1,848,329.64
REPAYMENT OF OTHER DOMESTIC LOANS . . . . .	14 2859	- - - - -	750.00
REPAYMENT OF REIMBURSABLE CONSTRUCTION CHARGES, BUREAU OF INDIAN AFFAIRS (25 USC 386) . . . . .	14 2881	494,823.91	6,866.45
RECOVERIES OF REIMBURSABLE MAINTENANCE CHARGES, BUREAU OF INDIAN AFFAIRS . . . . .	14 2883	80,873.73	8,738.07
REPAYMENTS ON MISCELLANEOUS RECOVERABLE COSTS, NOT OTHERWISE CLASSIFIED . . . . .	14 2889	29,399,208.09	4,306,961.42
REPAYMENTS OF LOANS, ADMINISTRATION OF TERRITORIES, TERRITORIAL AFFAIRS, INTERIOR . . . . .	14 2902	703,584.85	183,979.46
REPAYMENTS OF LOANS, SURVEYS, INVESTIGATIONS, AND RESEARCH, GEOLOGICAL SURVEY, INTERIOR . . . . .	14 2904	- - - - -	1,413.19
RECOVERIES FOR GOVERNMENT PROPERTY LOST OR DAMAGED, NOT OTHERWISE CLASSIFIED . . . . .	14 3019	37,775.85	10,669.20
MISCELLANEOUS RECOVERIES OF EXCESS PROFITS AND COSTS . . . . .	14 3032	- - - - -	112.00
REFUNDS OF ERRONEOUS PAYMENTS . . . . .	14 3060	847.46	108.79
RECOVERIES FOR BREACH OF CONTRACT . . . . .	14 3080	31,672.56	-72.56
MISCELLANEOUS RECOVERIES AND REFUNDS, NOT OTHERWISE CLASSIFIED . . . . .	14 3099	174,066.33	15,557.12
SPECIAL FUND ACCOUNTS:			
PRINCIPAL REPAYMENTS, LOAN PROGRAM, RECLAMATION FUND, INTERIOR (43 USC 391) . . . . .	14 5000.1	3,071,827.51	1,110,097.41
MISCELLANEOUS INTEREST, RECLAMATION FUND, INTERIOR (43 USC 391A) . . . . .	14 5000.21	2,058,075.17	221,219.99
FEES FOR SPECIAL BENEFITS, RECLAMATION FUND, INTERIOR (43 USC 391A) . . . . .	14 5000.22	2,203,410.78	-987,062.75
RENT OF LAND, RECLAMATION FUND, INTERIOR (43 USC 391A) . . . . .	14 5000.23	1,381,935.77	54,063.19
ROYALTIES ON NATURAL RESOURCES, RECLAMATION FUND, INTERIOR (43 USC 391A) . . . . .	14 5000.24	166,499,051.78	108,774,496.59
SALE OF TIMBER AND OTHER PRODUCTS, RECLAMATION FUND, INTERIOR (43 USC 391A) . . . . .	14 5000.25	5,229,985.08	3,442,078.62
SALE OF ELECTRIC ENERGY, BONNEVILLE POWER ADMINISTRATION, RECLAMATION FUND, INTERIOR (43 USC 391A) . . . . .	14 5000.26	1,500,000.00	1,852,000.00
SALE OF POWER AND OTHER UTILITIES, RECLAMATION FUND, INTERIOR (43 USC 391A) . . . . .	14 5000.27	154,282,987.81	39,532,085.12
IRRIGATION, MUNICIPAL AND INDUSTRIAL REPAYMENT CONTRACT COLLECTIONS, RECLAMATION FUND, INTERIOR (43 USC 391A) . . . . .	14 5000.28	14,885,643.50	3,658,228.61
SALE OF PUBLIC DOMAIN, RECLAMATION FUND, INTERIOR (43 USC 391A) . . . . .	14 5000.29	1,012,940.98	909,217.14
RECEIPTS FROM MINERAL LEASING, PUBLIC LANDS (ACT FEBRUARY 25, 1920, AS AMENDED) (30 USC 191, 286) . . . . .	14 5003	133,994,417.69	-64,515,379.00
LAND AND WATER CONSERVATION FUND, SURPLUS PROPERTY SALES (16 USC 460L-5) . . . . .	14 5005.2	30,182.39	8,422.00
ANNUAL ADMISSION RECREATION PERMIT, GOLDEN EAGLE PASSPORT, NATIONAL PARK SERVICE, INTERIOR (16 USC 460L-6A) . . . . .	14 5006.1	1,557,096.45	766,989.75
SPECIAL RECREATION USE FEES, NATIONAL PARK SERVICE, INTERIOR (16 USC 460L-6A) . . . . .	14 5006.10	13,681,688.59	8,720,730.77
SPECIAL RECREATION USE FEES, BUREAU OF LAND MANAGEMENT, INTERIOR (16 USC 460L-6A) . . . . .	14 5011	216,123.84	85,608.45
RECEIPTS FROM GRAZING, ETC., PUBLIC LANDS OUTSIDE GRAZING DISTRICTS, BUREAU OF LAND MANAGEMENT (43 USC 315I) . . . . .	14 5016	1,193,265.76	-101,363.45
SPECIAL RECREATION USE FEES, UNITED STATES FISH AND WILDLIFE SERVICE, INTERIOR (16 USC 460L-6A) . . . . .	14 5028	29,514.80	10,563.50
DEPOSITS AND FORFEITURES, PUBLIC LAND ADMINISTRATION ACT (43 USC 1382) . . . . .	14 5030	1,572,987.93	859,377.17
LITTER PREVENTION AND CLEANUP, INTERIOR, OFFICE OF THE SECRETARY (64 STAT. 870) . . . . .	14 5031	8,876.50	4,149.21
RECEIPTS FROM GRAZING, ETC., PUBLIC LANDS WITHIN GRAZING DISTRICTS, BUREAU OF LAND MANAGEMENT (43 USC 315I) . . . . .	14 5032	2,530,689.75	-2,727,849.78
RECEIPTS FROM GRAZING, ETC., PUBLIC LANDS WITHIN GRAZING DISTRICTS, MISCELLANEOUS, BUREAU OF LAND MANAGEMENT (43 USC 315) . . . . .	14 5044	-1,635.47	-18,625.24

Table C - RECEIPTS BY ORGANIZATIONAL UNIT

CLASSIFICATION	RECEIPT SYMBOL	AMOUNT F. Y. 1976	AMOUNT T. Q.
DEPARTMENT OF THE INTERIOR--CONTINUED			
PROPRIETARY RECEIPTS FROM THE PUBLIC--CONTINUED			
SPECIAL FUND ACCOUNTS--CONTINUED			
RECEIPTS FROM OPERATIONS OF NORTH PLATTE PROJECT (GERING AND FORT LARAMIE, GOSHEN, AND PATHFINDER IRRIGATION DISTRICTS) (66 STAT. 755)	14 5058	13,229.39	2,787.68
NATIONAL WILDLIFE REFUGE FUND, UNITED STATES FISH AND WILDLIFE SERVICE (16 USC 715S)	14 5091	4,837,074.72	1,216,752.34
PROCEEDS FROM SALES, WATER RESOURCE DEVELOPMENT PROJECTS, UNITED STATES FISH AND WILDLIFE SERVICE (16 USC 460D)	14 5092	56,538.65	58,812.19
REVENUES, INDIAN ARTS AND CRAFTS BOARD (25 USC 305C)	14 5130	2,032.60	15,250.00
GRAZING FEES FOR RANGE IMPROVEMENTS, TAYLOR GRAZING ACT, AS AMENDED (67 STAT. 430)	14 5132	6,549,953.51	2,360,448.80
SALE OF PUBLIC LAND AND MATERIALS, 5 PERCENT FUND TO STATES (65 STAT. 252)	14 5133	715,150.98	274,187.11
MONEYS DUE OKLAHOMA FROM ROYALTIES, OIL AND GAS, SOUTH HALF OF RED RIVER, ACT MARCH 4, 1923, AS AMENDED (65 STAT. 252)	14 5134	1,961.47	8,163.16
FEES FROM LEASED GRAZING LANDS, PIERCE ACT (65 STAT. 252)	14 5135	1,143.46	8.83
SALE OF TIMBER AND OTHER PRODUCTS FROM THE REVESTED OREGON AND CALIFORNIA GRANT LANDS (25 PERCENT) (87 STAT. 429)	14 5136	25,103,593.85	19,325,661.65
RECEIPTS FROM MINERAL DEPOSITS, LANDS PURCHASED FOR INDIANS IN OKLAHOMA, ACT JUNE 26, 1936 (25 USC 507)	14 5235	3,774.26	4,529.79
DEPOSITS, OPERATION AND MAINTENANCE, INDIAN IRRIGATION SYSTEMS (60 STAT. 895)	14 5240	8,224,563.49	1,369,630.82
MINERAL INCOME, REVENUES FROM PUBLIC LANDS, ALASKA NATIVE FUND (43 USC 1605, 1608)	14 5364.1	-31,596.23	- - - - -
MINERAL INCOME, REVENUES FROM STATE OF ALASKA, ALASKA NATIVE FUND (43 USC 1605, 1608)	14 5364.2	-208,163.95	- - - - -
DEPOSITS, MINERAL LEASING OF ACQUIRED LANDS SET APART FOR INDIAN USE (30 USC 355)	14 5646	-2,824,826.32	- - - - -
POWER REVENUES, INDIAN IRRIGATION PROJECTS (31 USC 725S-3)	14 5648	8,912,418.92	2,041,194.57
DEPOSITS FROM SALE AND TRANSMISSION OF ELECTRIC ENERGY, SOUTHWESTERN POWER ADMINISTRATION (16 USC 825S-1)	14 5649	-1,610,008.47	-481,538.48
REVENUES, COLORADO RIVER DAM FUND, BOULDER CANYON PROJECT (43 USC 617A)	14 5656	6,858,780.40	1,702,552.58
SALE OF WATER, SEC. 40 (D), MINERAL LEASING ACT OF 1920 (30 USC 229A)	14 5662	1,675.96	517.30
DEPOSITS FOR EDUCATIONAL EXPENSES, CHILDREN OF EMPLOYEES, YELLOWSTONE NATIONAL PARK (16 USC 40C)	14 5663	381,180.72	334,064.00
FEES FROM VISITORS TO GRAND TETON AND YELLOWSTONE NATIONAL PARK, 25 PERCENT FUND	14 5666	25,000.00	25,000.00
FEES FROM LEASED FEDERALLY ACQUIRED PROPERTIES, INDEPENDENCE NATIONAL HISTORICAL PARK (16 USC 407S)	14 5667	12,320.32	3,679.99
SALE OF PUBLIC LAND AND MATERIALS (58 STAT. 745)	14 5881	-3,771,747.13	-1,388,464.05
OREGON AND CALIFORNIA LAND-GRANT FUND (43 USC 1181D)	14 5882	17,827,345.34	-18,176,562.04
DEPOSITS, OREGON AND CALIFORNIA GRANT LANDS (43 USC 1181F)	14 5884	50,207,187.66	38,651,323.30
RECEIPTS FROM NATIONAL GRASSLANDS, BUREAU OF LAND MANAGEMENT (7 USC 1012)	14 5896.11	408,966.38	-641,315.00
COGS BAY WAGON ROAD GRANT FUND (43 USC 1181D)	14 5897	-850,243.11	2,341,324.32
DEPOSITS, COGS BAY WAGON ROAD GRANT LANDS, 75 PERCENT FUND (43 USC 1181D)	14 5898	3,827,439.53	1,385,683.62
TRUST FUND ACCOUNTS:			
CONTRIBUTIONS, BUREAU OF LAND MANAGEMENT (43 USC 315H, 775)	14 8057	294,686.24	181,257.77
DEPOSITS, RECLAMATION TRUST FUNDS (43 USC 395,396)	14 8070	14,243,917.27	3,372,981.50
DEPOSITS, CONTRIBUTED FUNDS, UNITED STATES FISH AND WILDLIFE SERVICE (16 USC 661)	14 8216	1,892,738.15	730,515.75
CONTRIBUTIONS, BUREAU OF MINES (31 USC 725S)	14 8287	656,725.72	427,138.85
INTEREST, OTHER (31 USC 668)	14 8365.22	66,482,091.53	25,371,054.64
RENT OF LAND, INDIAN TRIBAL FUNDS (31 USC 668; 31 USC 725S)	14 8365.32	12,559,422.42	3,370,168.31
ROYALTIES, INDIAN TRIBAL FUNDS (31 USC 668; 31 USC 725S)	14 8365.33	54,244,946.19	13,061,675.79

Table C - RECEIPTS BY ORGANIZATIONAL UNIT

CLASSIFICATION	RECEIPT SYMBOL	AMOUNT F.Y. 1976	AMOUNT T.Q.
DEPARTMENT OF THE INTERIOR-CONTINUED			
PROPRIETARY RECEIPTS FROM THE PUBLIC-CONTINUED			
SPECIAL FUND ACCOUNTS-CONTINUED			
SALE OF TIMBER, INDIAN TRIBAL FUNDS (31 USC 66B; 31 USC 725S) . . . . .	14 8365.34	34,100,510.32	14,775,172.76
SALE OF MINERALS, INDIAN TRIBAL FUNDS (31 USC 66B; 31 USC 725S) . . . . .	14 8365.35	3,331,697.54	221,712.25
FEES, INDIAN TRIBAL FUNDS (31 USC 66B; 31 USC 725S) . . . . .	14 8365.36	2,762,295.71	403,419.42
SALE OF REAL PROPERTY, INDIAN TRIBAL FUNDS (31 USC 66B; USC 725S) . . . . .	14 8365.37	290,301.33	71,962.95
MISCELLANEOUS RECOVERIES AND FUNDS, INDIAN TRIBAL FUNDS (31 USC 66B; USC 725S) . . . . .	14 8365.38	1,640,729.25	40,646,711.43
FEES FOR SERVICES, DEPOSITS, PROCEEDS OF LABOR, INDIAN MONEYS, AGENCIES, SCHOOLS, ETC. (25 USC 155) . . . . .	14 8500.3	3,683,205.11	750,773.69
RECEIPTS, TRUSTEE, ALASKA TOWNSITES (31 USC 725S)	14 8565	30,821.00	1,541.00
DEPOSITS, PUBLIC SURVEY WORK (43 USC 759, 761, 887) . . . . .	14 8566	95,627.23	49,822.20
BUDGET CLEARING ACCOUNTS: BUDGET CLEARING ACCOUNT (SUSPENSE) . . . . .	14F3875	12,727,731.42	9,469,583.57
TOTAL, PROPRIETARY RECEIPTS FROM THE PUBLIC . . . . .		<u>1,075,115,090.35</u>	<u>347,904,900.42</u>
INTRABUDGETARY RECEIPTS DEDUCTED BY AGENCY			
TRUST FUND ACCOUNTS: MINERAL INCOME, REVENUES FROM PUBLIC LANDS, ALASKA NATIVE FUND . . . . .	14 8364.1	9,390,185.02	- - - - -
AWARDS OF INDIAN CLAIMS COMMISSION, INDIAN TRIBAL FUNDS (31 USC 66B; 31 USC 725S) . . . . .	14 8365.1	58,340,837.19	- - - - -
TOTAL INTRABUDGETARY RECEIPTS DEDUCTED BY AGENCY. . . . .		<u>67,731,022.21</u>	<u>- - - - -</u>
UNDISTRIBUTED OFFSETTING RECEIPTS			
GENERAL FUND ACCOUNTS: RENT AND BONUSES ON OUTER CONTINENTAL SHELF LANDS . . . . .	14 1820	1,385,179,272.05	1,090,478,816.36
ROYALTIES ON OUTER CONTINENTAL SHELF LANDS . . . . .	14 2020	1,000,627,187.26	178,741,688.87
SPECIAL FUND ACCOUNTS: LAND AND WATER CONSERVATION FUND, RENT RECEIPTS OUTER CONTINENTAL SHELF LANDS (16 USC 460L-5) . . . . .	14 5005.7	276,641,316.07	41,898,323.96
TRUST FUND ACCOUNTS: INTEREST ON ENDOWMENT FUND, PRESERVATION, BIRTHPLACE OF ABRAHAM LINCOLN (16 USC 212) . . . . .	14 8052	2,540.00	1,270.00
INTEREST ON INVESTMENTS, BEQUEST OF GEORGE C EDGETER FOR RELIEF OF INDIGENT AMERICAN INDIANS (25 USC 451) . . . . .	14 8060.2	2,172.81	450.00
INTEREST ON INVESTMENTS IN FEDERAL SECURITIES AND FUNDS ON DEPOSIT IN TREASURY (31 USC 66B; 31 USC 725S) . . . . .	14 8365.21	800,842.85	364,036.04
INTEREST, DEPOSITS, PROCEEDS OF LABOR, INDIAN MONEYS, AGENCIES, SCHOOLS, ETC. (25 USC 155) . . . . .	14 8500.2	2,345,113.64	189,114.33
INTEREST ON INVESTMENTS, FUNDS CONTRIBUTED FOR THE ADVANCEMENT OF THE INDIAN RACE, BUREAU OF INDIAN AFFAIRS (25 USC 451) . . . . .	14 8563.2	3,103.83	6,692.56
TOTAL, UNDISTRIBUTED OFFSETTING RECEIPTS . . . . .		<u>2,665,601,548.51</u>	<u>1,311,680,392.12</u>
TOTAL, DEPARTMENT OF THE INTERIOR . . . . .		<u>3,854,255,970.32</u>	<u>1,672,314,765.68</u>

Table C - RECEIPTS BY ORGANIZATIONAL UNIT

CLASSIFICATION	RECEIPT SYMBOL	AMOUNT F. Y. 1976	AMOUNT T. Q.
DEPARTMENT OF JUSTICE			
BUDGET RECEIPTS			
GENERAL FUND ACCOUNTS:			
IMMIGRATION, PASSPORT AND CONSULAR FEES . . . . .	15 0830	12,420,328.13	3,161,645.88
REGISTRATION AND FILING FEES . . . . .	15 0850	1,869,676.78	228,160.00
FEES FOR LEGAL AND JUDICIAL SERVICES, NOT OTHERWISE CLASSIFIED . . . . .	15 0869	3,292,950.09	473,773.86
FINES, PENALTIES, AND FORFEITURES, IMMIGRATION AND LABOR LAWS . . . . .	15 1030	1,990,343.80	475,690.61
FINES, PENALTIES, AND FORFEITURES, NARCOTIC, PROHIBITION AND ALCOHOL LAWS . . . . .	15 1050	25,721.47	27,273.55
FORFEITURES OF UNCLAIMED MONEY AND PROPERTY . . . . .	15 1060	134,746.12	30,376.72
FINES, PENALTIES, AND FORFEITURES, NOT OTHERWISE CLASSIFIED . . . . .	15 1099	5,204,687.99	1,212,119.34
CONTRIBUTIONS TO 'CONSCIENCE FUND' . . . . .	15 1210	1,312.00	115.00
GIFTS TO THE UNITED STATES, NOT OTHERWISE CLASSIFIED . . . . .	15 1299	3.00	14.10
TRUST FUND ACCOUNTS:			
DRUG ABUSE PREVENTION AND CONTROL GIFT FUND, . . . . .	15 8906	- - - - -	51.52
TOTAL, BUDGET RECEIPTS. . . . .		<u>24,939,769.38</u>	<u>5,609,220.58</u>
PROPRIETARY RECEIPTS FROM THE PUBLIC			
GENERAL FUND ACCOUNTS:			
MISCELLANEOUS INTEREST COLLECTIONS, NOT OTHERWISE CLASSIFIED . . . . .	15 1499	10,800.31	284,274.89
GAIN BY EXCHANGE . . . . .	15 1680	6.45	52.12
MISCELLANEOUS DIVIDENDS AND EARNINGS, NOT OTHERWISE CLASSIFIED . . . . .	15 1699	1,811.66	1,033.26
RENT OF LAND, NOT OTHERWISE CLASSIFIED . . . . .	15 1812	360.00	66.50
RENT OF REAL PROPERTY, NOT OTHERWISE CLASSIFIED . . . . .	15 1830	9,719.63	2,688.63
RENT OF EQUIPMENT AND OTHER PERSONAL PROPERTY . . . . .	15 1840	3,619.49	- - - - -
ROYALTIES ON NATURAL RESOURCES, NOT OTHERWISE CLASSIFIED . . . . .	15 2039	76.12	44.44
SALE OF TIMBER, WILDLIFE AND OTHER NATURAL LAND PRODUCTS, NOT OTHERWISE CLASSIFIED . . . . .	15 2229	161.44	1,032.00
SALE OF PUBLICATIONS AND REPRODUCTIONS, NOT OTHERWISE CLASSIFIED . . . . .	15 2259	4,019.00	-1,598.00
SALES OF MISCELLANEOUS PRODUCTS AND BY-PRODUCTS, NOT OTHERWISE CLASSIFIED . . . . .	15 2299	2,215.53	14.21
FEES AND OTHER CHARGES FOR ACCOUNTING AND AUDITING SERVICES . . . . .	15 2412	4,329.78	1,468.72
SERVICE CHARGES FOR ALLOTMENTS OF PAY FOR SAVINGS ACCOUNTS (P.L. 90-365) . . . . .	15 2417	56,805.44	16,533.60
FEES AND OTHER CHARGES FOR PROGRAM ADMINISTRATIVE SERVICES . . . . .	15 2419.1	252,239.74	78,904.04
FEES AND OTHER CHARGES FOR OTHER SERVICES . . . . .	15 2419.2	92,145.17	27,508.71
FEES AND OTHER CHARGES FOR SERVICES, FREEDOM OF INFORMATION ACT . . . . .	15 2419.3	27,267.78	15,585.22
COMMISSIONS ON TELEPHONE PAY STATIONS . . . . .	15 2423	13,288.51	3,742.49
FEES AND OTHER CHARGES FOR COMMUNICATION AND TRANSPORTATION SERVICES, NOT OTHERWISE CLASSIFIED . . . . .	15 2429	10.00	27.50
OTHER FEES AND CHARGES FOR MISCELLANEOUS SERVICES . . . . .	15 2499	139,195.36	4,886,332.65
NET PROCEEDS FROM SURPLUS PROPERTY IN UNITED STATES (31 USC 725C) . . . . .	15 2637	1,166.44	317.01
PROCEEDS FROM SALE OF EQUIPMENT AND OTHER PERSONAL PROPERTY, NOT OTHERWISE CLASSIFIED . . . . .	15 2649	612,538.48	128,388.84
SALE OF SCRAP AND SALVAGE MATERIALS . . . . .	15 2650	96,475.28	2,629.78
REPAYMENTS OF LOANS, LAW ENFORCEMENT ASSISTANCE ADMINISTRATION . . . . .	15 2914	1,247,911.32	45,016.53
RECOVERIES FOR GOVERNMENT PROPERTY LOST OR DAMAGED, NOT OTHERWISE CLASSIFIED . . . . .	15 3019	119,025.96	235,700.26
REFUNDS OF ERRONEOUS PAYMENTS . . . . .	15 3060	681.16	50.68
MISCELLANEOUS RECOVERIES AND REFUNDS, NOT OTHERWISE CLASSIFIED . . . . .	15 3099	1,446,953.68	879,178.53
BUDGET CLEARING ACCOUNTS:			
BUDGET CLEARING ACCOUNT (SUSPENSE) . . . . .	15F3875	21,835.00	24,473,087.56
TOTAL, PROPRIETARY RECEIPTS FROM THE PUBLIC . . . . .		<u>4,164,658.73</u>	<u>31,082,080.17</u>
TOTAL, DEPARTMENT OF JUSTICE. . . . .		<u>29,104,428.11</u>	<u>36,691,300.75</u>

Table C - RECEIPTS BY ORGANIZATIONAL UNIT

CLASSIFICATION	RECEIPT SYMBOL	AMOUNT F.Y. 1976	AMOUNT T.Q.
DEPARTMENT OF LABOR			
BUDGET RECEIPTS			
GENERAL FUND ACCOUNTS:			
FEDERAL UNEMPLOYMENT TAX ACT TAXES . . . . .	20 0121	1,181,472.10	-1,647,466.09
FINES, PENALTIES, AND FORFEITURES, IMMIGRATION AND LABOR LAWS . . . . .	16 1030	8,288,311.59	2,389,836.24
FURFEITURES OF UNCLAIMED MONEY AND PROPERTY . . . . .	16 1060	19.00	3.90
FINES, PENALTIES, AND FORFEITURES, NOT OTHERWISE CLASSIFIED . . . . .	16 1099	887.16	209.71
TRUST FUND ACCOUNTS:			
REFUNDS OF TAXES, UNEMPLOYMENT TRUST FUND . . . . .	20X8042	-31,645,149.84	-6,137,182.18
TRANSFERS FROM GENERAL FUND OF AMOUNTS EQUAL TO FUTA TAXES, UNEMPLOYMENT TRUST FUND (42 USC 1104) . . . . .	20 8042.1	1,561,570,682.76	379,025,678.69
STATE ACCOUNTS, DEPOSITS BY STATES, UNEMPLOYMENT TRUST FUND (42 USC 1104) . . . . .	20 8042.3	6,404,310,372.94	2,289,297,350.86
RAILROAD UNEMPLOYMENT INSURANCE ACCOUNT, DEPOSITS BY RAILROAD RETIREMENT BOARD, UNEMPLOYMENT TRUST FUND (42 USC 1104) . . . . .	20 8042.5	109,851,932.61	33,969,896.52
RAILROAD UNEMPLOYMENT INSURANCE ADMINISTRATION FUND, DEPOSITS BY RAILROAD RETIREMENT BOARD, UNEMPLOYMENT TRUST FUND (42 USC 1104) . . . . .	20 8042.6	8,388,895.55	3,395,096.63
RECEIPTS UNDER LONGSHOREMEN'S AND HARBOR WORKERS' COMPENSATION ACT, AS AMENDED (33 USC 944) . . . . .	16 8130.1	3,257,237.06	48,351.43
RECEIPTS UNDER WORKMEN'S COMPENSATION ACT, WITHIN THE DISTRICT OF COLUMBIA (33 USC 944) . . . . .	16 8134.1	883,665.97	21,691.97
TOTAL, BUDGET RECEIPTS. . . . .		<u>8,066,088,326.90</u>	<u>2,700,363,467.68</u>
PROPRIETARY RECEIPTS FROM THE PUBLIC			
GENERAL FUND ACCOUNTS:			
INTEREST ON PUBLIC DEPOSITS . . . . .	16 1482	- - - - -	131,727.73
MISCELLANEOUS INTEREST COLLECTIONS, NOT OTHERWISE CLASSIFIED . . . . .	16 1499	300,711.06	54,578.10
RENT OF EQUIPMENT AND OTHER PERSONAL PROPERTY . . . . .	16 1840	- - - - -	45.00
SALE OF PUBLICATIONS AND REPRODUCTIONS, FREEDOM OF INFORMATION ACT . . . . .	16 2252	3,780.95	882.80
SALE OF PUBLICATIONS AND REPRODUCTIONS, NOT OTHERWISE CLASSIFIED . . . . .	16 2259	47,198.15	16,572.18
FEES AND OTHER CHARGES FOR ACCOUNTING AND AUDITING SERVICES . . . . .	16 2412	2,541.46	618.00
SERVICE CHARGES FOR ALLOTMENTS OF PAY FOR SAVINGS ACCOUNTS (P.L. 90-365) . . . . .	16 2417	10,524.06	2,674.80
FEES AND OTHER CHARGES FOR PROGRAM ADMINISTRATIVE SERVICES . . . . .	16 2419.1	553,827.52	2,042.00
FEES AND OTHER CHARGES FOR OTHER SERVICES . . . . .	16 2419.2	2,135.39	878.18
FEES AND OTHER CHARGES FOR SERVICES, FREEDOM OF INFORMATION ACT . . . . .	16 2419.3	35,145.41	13,181.03
COMMISSIONS ON TELEPHONE PAY STATIONS . . . . .	16 2423	424.53	31.07
BUSINESS CONCESSIONS . . . . .	16 2465	2,950.00	1,052.39
OTHER FEES AND CHARGES FOR MISCELLANEOUS SERVICES . . . . .	16 2499	544.04	- - - - -
NET PROCEEDS FROM SURPLUS PROPERTY IN UNITED STATES (31 USC 725C) . . . . .	16 2637	16,154.51	4,365.52
SALE OF SCRAP AND SALVAGE MATERIALS . . . . .	16 2650	8,834.15	7,732.25
REPAYMENT OF ADVANCES UNDER TEMPORARY EXTENDED UNEMPLOYMENT COMPENSATION ACT OF 1961 . . . . .	16 2844	-28,539.94	- - - - -
RECOVERIES FOR GOVERNMENT PROPERTY LOST OR DAMAGED, NOT OTHERWISE CLASSIFIED . . . . .	16 3019	54,363.38	15,100.47
MISCELLANEOUS RECOVERIES OF EXCESS PROFITS AND COSTS . . . . .	16 3032	1,788.32	- - - - -
MISCELLANEOUS RECOVERIES AND REFUNDS, NOT OTHERWISE CLASSIFIED . . . . .	16 3099	95,560.09	46,271.39
TRUST FUND ACCOUNTS:			
GIFTS AND BEQUESTS, NATIONAL COMMISSION FOR MANPOWER POLICY 87 STAT 874 . . . . .	16 8131	62,500.00	-7,500.00
BUDGET CLEARING ACCOUNTS:			
BUDGET CLEARING ACCOUNT (SUSPENSE) . . . . .	16F3875	-80,308.89	50,149.36
TOTAL, PROPRIETARY RECEIPTS FROM THE PUBLIC . . . . .		<u>1,090,134.19</u>	<u>340,402.27</u>

Table C - RECEIPTS BY ORGANIZATIONAL UNIT

CLASSIFICATION	RECEIPT SYMBOL	AMOUNT F.Y. 1976	AMOUNT T.Q.
DEPARTMENT OF LABOR-CONTINUED			
INTRABUDGETARY RECEIPTS DEDUCTED BY AGENCY			
TRUST FUND ACCOUNTS:			
REPAYABLE ADVANCES FROM GENERAL FUND FOR FEDERAL UNEMPLOYMENT ACCOUNT, UNEMPLOYMENT TRUST FUND (42 USC 1103) . . . . .	20 8042.8	2,861,000,000.00	- - - - -
REPAYABLE ADVANCES FROM GENERAL FUND FOR ADVANCES FOR EXTENDED BENEFITS, UNEMPLOYMENT TRUST FUND (42 USC 1103) . . . . .	20 8042.9	- - - - -	175,000,000.00
REPAYABLE ADVANCES FROM GENERAL FUND, REIMBURSEMENT FOR EXTENDED BENEFITS, UNEMPLOYMENT TRUST FUND (42 USC 1103, 1323) . . . . .	20 8042.91	5,017,231,123.11	450,000,000.00
TOTAL INTRABUDGETARY RECEIPTS DEDUCTED BY AGENCY. . . . .		<u>7,878,231,123.11</u>	<u>625,000,000.00</u>
UNDISTRIBUTED OFFSETTING RECEIPTS			
TRUST FUND ACCOUNTS:			
INTEREST AND PROFITS ON INVESTMENTS IN PUBLIC DEBT SECURITIES, UNEMPLOYMENT TRUST FUND (42 USC 1104) . . . . .	20 8042.2	282,771,647.77	54,647,497.40
INTEREST AND PROFITS ON INVESTMENTS UNDER LONGSHOREMEN'S AND HARBOR WORKERS' COMPENSATION ACT, AS AMENDED (33 USC 944) . . . . .	16 8130.2	136,728.75	- - - - -
INTEREST AND PROFITS ON INVESTMENTS, WORKMEN'S COMPENSATION ACT, WITHIN THE DISTRICT OF COLUMBIA (33 USC 944) . . . . .	16 8134.2	35,528.13	1,758.94
TOTAL, UNDISTRIBUTED OFFSETTING RECEIPTS . . . . .		<u>282,943,904.65</u>	<u>54,649,256.34</u>
TOTAL, DEPARTMENT OF LABOR. . . . .		<u>16,228,353,488.85</u>	<u>3,380,353,126.29</u>
DEPARTMENT OF STATE			
BUDGET RECEIPTS			
GENERAL FUND ACCOUNTS:			
IMMIGRATION, PASSPORT AND CONSULAR FEES . . . . .	19 0830	38,463,985.07	10,235,662.99
REGISTRATION AND FILING FEES . . . . .	19 0850	136,512.52	25,675.00
MISCELLANEOUS FEES FOR REGULATORY AND JUDICIAL SERVICES, NOT OTHERWISE CLASSIFIED . . . . .	19 0890	4,971.50	231.00
FORFEITURES OF UNCLAIMED MONEY AND PROPERTY FINES, PENALTIES, AND FORFEITURES, NOT OTHERWISE CLASSIFIED . . . . .	19 1060	479.92	160.99
CONTRIBUTIONS TO 'CONSCIENCE FUND' . . . . .	19 1099	31,991.52	295.10
GIFTS TO THE UNITED STATES, NOT OTHERWISE CLASSIFIED . . . . .	19 1210	7.50	- - - - -
	19 1299	21,634.09	145,236.17
TRUST FUND ACCOUNTS:			
DEDUCTIONS FROM EMPLOYEES SALARIES, FOREIGN SERVICE RETIREMENT AND DISABILITY FUND (22 USC 1071) . . . . .	19 8186.1	14,096,116.12	3,373,509.80
VOLUNTARY CONTRIBUTIONS, DONATIONS, SERVICE CREDIT PAYMENTS ETC., FOREIGN SERVICE RETIREMENT AND DISABILITY FUND (22 USC 1116) . . . . .	19 8186.3	489,157.54	60,365.68
CONTRIBUTIONS, EDUCATIONAL AND CULTURAL EXCHANGE (22 USC 2455 (F)) . . . . .	19 8580	58,486.06	25,641.00
GIFTS AND BEQUESTS, NATIONAL COMMISSION ON EDUCATIONAL, SCIENTIFIC, AND CULTURAL COOPERATION (22 USC 2870) . . . . .	19 8812	54,632.55	19,649.86
DEPARTMENT OF STATE UNCONDITIONAL GIFT FUND (22 USC 809, 1046) . . . . .	19 8821	54,532.21	11,310.43
CONDITIONAL GIFT FUND, GENERAL, DEPARTMENT OF STATE (22 USC 809, 1046) . . . . .	19 8822.1	764,905.57	86,724.58
BUDGET CLEARING ACCOUNTS:			
DEDUCTIONS FROM EMPLOYEES SALARIES, FOREIGN SERVICE RETIREMENT AND DISABILITY FUND (SUSPENSE) . . . . .	67F8186.1	- 16,539.14	46,074.42
VOLUNTARY CONTRIBUTIONS, DONATIONS, SERVICE CREDIT PAYMENTS ETC., FOREIGN SERVICE RETIREMENT AND DISABILITY FUND (SUSPENSE) . . . . .	67F8186.3	3,760.78	8,651.13
TOTAL, BUDGET RECEIPTS. . . . .		<u>54,164,633.81</u>	<u>14,039,188.15</u>

Table C - RECEIPTS BY ORGANIZATIONAL UNIT

CLASSIFICATION	RECEIPT SYMBOL	AMOUNT F.Y. 1976	AMOUNT T.Q.
DEPARTMENT OF STATE-CONTINUED			
PROPRIETARY RECEIPTS FROM THE PUBLIC			
GENERAL FUND ACCOUNTS:			
INTEREST ON PUBLIC DEPOSITS . . . . .	19 1482	5,090.48	2,659.08
MISCELLANEOUS INTEREST COLLECTIONS, NOT OTHERWISE CLASSIFIED . . . . .	19 1499	429,630.18	111,351.78
GAIN BY EXCHANGE . . . . .	19 1680	133.18	- - - - -
RENT OF LAND, NOT OTHERWISE CLASSIFIED . . . . .	19 1812	11,034.25	1,872.61
RENT OF REAL PROPERTY, NOT OTHERWISE CLASSIFIED . . . . .	19 1830	24,725.88	2,290.71
RENT OF EQUIPMENT AND OTHER PERSONAL PROPERTY . . . . .	19 1840	733.97	182.72
SALE AND TRANSMISSION OF ELECTRIC ENERGY, FALCON DAM . . . . .	19 2245	356,254.50	126,586.86
SALE OF POWER AND OTHER UTILITIES, NOT OTHERWISE CLASSIFIED . . . . .	19 2249	1,785.56	568.20
SALE OF PUBLICATIONS AND REPRODUCTIONS, NOT OTHERWISE CLASSIFIED . . . . .	19 2259	5,641.91	1,318.72
SALES OF MISCELLANEOUS PRODUCTS AND BY-PRODUCTS, NOT OTHERWISE CLASSIFIED . . . . .	19 2299	1,118.00	2.00
FEES AND OTHER CHARGES FOR ACCOUNTING AND AUDITING SERVICES . . . . .	19 2412	685.46	260.70
SERVICE CHARGES FOR ALLOTMENTS OF PAY FOR SAVINGS ACCOUNTS (P.L. 90-365) . . . . .	19 2417	21,305.42	1,720.50
FEES AND OTHER CHARGES FOR PROGRAM ADMINISTRATIVE SERVICES . . . . .	19 2419.1	3,744.74	- - - - -
FEES AND OTHER CHARGES FOR OTHER SERVICES . . . . .	19 2419.2	101,725.30	28,295.56
COMMISSIONS ON TELEPHONE PAY STATIONS . . . . .	19 2423	608.75	48.58
RECOVERIES, EXPENSES OF INTERNATIONAL SERVICE OF ICE OBSERVATION AND PATROL . . . . .	19 2424	632,906.72	931,889.72
FEES AND OTHER CHARGES FOR COMMUNICATION AND TRANSPORTATION SERVICES, NOT OTHERWISE CLASSIFIED . . . . .	19 2429	394,756.78	97,802.89
CHARGES FOR SUBSISTENCE, LAUNDRY AND HEALTH SERVICES . . . . .	19 2430	26.81	16.81
BUSINESS CONCESSIONS . . . . .	19 2465	404.01	164.77
FEES AND OTHER CHARGES FOR SPECIAL BENEFITS, NOT OTHERWISE CLASSIFIED . . . . .	19 2469	1,691.39	180.00
OTHER FEES AND CHARGES FOR MISCELLANEOUS SERVICES . . . . .	19 2499	1,560.29	552.26
SALE OF OTHER REAL PROPERTY, NOT OTHERWISE CLASSIFIED . . . . .	19 2629	564.00	- - - - -
NET PROCEEDS FROM SURPLUS AND EXCESS PROPERTY IN FOREIGN AREAS . . . . .	19 2633	2,144.71	306.50
PROCEEDS FROM SALE OF EQUIPMENT AND OTHER PERSONAL PROPERTY, NOT OTHERWISE CLASSIFIED . . . . .	19 2649	10,235.60	1,817.69
SALE OF SCRAP AND SALVAGE MATERIALS . . . . .	19 2650	21,449.30	8,780.29
REPAYMENTS OF LOANS, DIPLOMATIC AND CONSULAR SERVICE, STATE . . . . .	19 2922	71,475.14	24,368.40
REPAYMENTS OF LOANS TO UNITED NATIONS (HEADQUARTERS), STATE . . . . .	19 2963	2,500,000.00	1,500,000.00
RECOVERIES FOR GOVERNMENT PROPERTY LOST OR DAMAGED, NOT OTHERWISE CLASSIFIED . . . . .	19 3019	14,735.79	8,522.07
RECOVERIES, MILITARY ASSISTANCE TO FOREIGN NATIONS . . . . .	19 3047.1	122,663.59	- - - - -
RECOVERIES MADE UNDER SEC. 514 OF THE FOREIGN ASSISTANCE ACT OF 1961, AS AMENDED . . . . .	19 3047.2	16,808.52	- - - - -
REFUNDS OF ERRONEOUS PAYMENTS . . . . .	19 3060	31.98	10.15
RECOVERIES FOR BREACH OF CONTRACT . . . . .	19 3080	27.50	73.50
RECOVERIES OF CULTURAL PRESENTATIONS ABROAD . . . . .	19 3095	117,009.61	41,500.40
MISCELLANEOUS RECOVERIES AND REFUNDS, NOT OTHERWISE CLASSIFIED . . . . .	19 3099	13,231,797.34	12,885,729.94
SPECIAL FUND ACCOUNTS:			
PRINCIPAL PAYMENTS BY FINLAND, WORLD WAR I DEBT (22 USC 2455 (E)) . . . . .	20 5149.1	2,969,000.00	-2,716,000.00
INTEREST PAYMENTS BY FINLAND, WORLD WAR I DEBT (22 USC 2455 (E)) . . . . .	20 5149.2	2,863,017.50	-47,530.00
TRUST FUND ACCOUNTS:			
UNITED STATES DOLLARS ADVANCED FROM FOREIGN GOVERNMENTS, UNITED STATES EDUCATIONAL EXCHANGE PROGRAM (22 USC 1479) . . . . .	19 8778	252,930.00	20,741.37
BUDGET CLEARING ACCOUNTS:			
BUDGET CLEARING ACCOUNT (SUSPENSE) . . . . .	19F3875	1,772,958.66	-1,305,188.07
TOTAL, PROPRIETARY RECEIPTS FROM THE PUBLIC . . . . .		25,962,412.82	11,730,896.71

Table C - RECEIPTS BY ORGANIZATIONAL UNIT

CLASSIFICATION	RECEIPT SYMBOL	AMOUNT F.Y. 1976	AMOUNT T.Q.
DEPARTMENT OF STATE-CONTINUED			
INTRABUDGETARY RECEIPTS DEDUCTED BY AGENCY			
GENERAL FUND ACCOUNTS:			
REIMBURSEMENT BY PANAMA CANAL COMPANY FOR ANNUITY PAYMENT TO REPUBLIC OF PANAMA UNDER TREATY (64 STAT. 1041) . . . . .	38 2463	518,718.00	129,679.50
TRUST FUND ACCOUNTS:			
RECEIPTS TRANSFERRED FROM FOREIGN SERVICE RETIREMENT AND DISABILITY FUND, CIVIL SERVICE RETIREMENT AND DISABILITY FUND (5 USC 8334) . . .	24 8135.6	436,099.82	49,194.90
FEDERAL CONTRIBUTION, FOREIGN SERVICE RETIREMENT AND DISABILITY FUND (22 USC 1105, 1106) . . . . .	19 8186.8	54,455,000.00	2,170,000.00
FEDERAL PAYMENT, CONDITIONAL GIFT FUND, GENERAL, DEPARTMENT OF STATE . . . . .	19 8822.3	- - - - -	125,000.00
TOTAL INTRABUDGETARY RECEIPTS DEDUCTED BY AGENCY . . . . .		55,409,817.82	2,473,874.40
UNDISTRIBUTED OFFSETTING RECEIPTS			
TRUST FUND ACCOUNTS:			
INTEREST ON INVESTMENTS, FOREIGN SERVICE RETIREMENT AND DISABILITY FUND (22 USC 1103) . . .	19 8186.2	10,388,475.27	116,727.81
EMPLOYING AGENCY CONTRIBUTIONS, FOREIGN SERVICE RETIREMENT AND DISABILITY FUND (22 USC 1101) . . .	19 8186.4	13,958,755.62	3,492,550.90
INTEREST ON INVESTMENTS, CONDITIONAL GIFT FUND, GENERAL, DEPARTMENT OF STATE (22 USC 809, 1046) . . . . .	19 8822.2	5,901.54	- - - - -
BUDGET CLEARING ACCOUNTS:			
EMPLOYER CONTRIBUTIONS, FOREIGN SERVICE RETIREMENT AND DISABILITY FUND (SUSPENSE) . . .	67F8186.4	-16,539.14	46,074.42
TOTAL, UNDISTRIBUTED OFFSETTING RECEIPTS . . . . .		24,336,593.29	3,655,353.13
TOTAL, DEPARTMENT OF STATE. . . . .		159,873,457.74	31,899,312.39
DEPARTMENT OF TRANSPORTATION			
BUDGET RECEIPTS			
GENERAL FUND ACCOUNTS:			
REGISTRATION AND FILING FEES . . . . .	69 0850	1,674,459.61	721,889.91
FEES FOR LEGAL AND JUDICIAL SERVICES, NOT OTHERWISE CLASSIFIED . . . . .	69 0869	63.50	- - - - -
MISCELLANEOUS FEES FOR REGULATORY AND JUDICIAL SERVICES, NOT OTHERWISE CLASSIFIED . . . . .	69 0890	- - - - -	10.00
FINES, PENALTIES, AND FORFEITURES, IMMIGRATION AND LABOR LAWS . . . . .	69 1030	14,645.90	2,270.00
FINES, PENALTIES, AND FORFEITURES, CUSTOMS, COMMERCE AND ANTITRUST LAWS . . . . .	69 1040	2,410,463.97	698,445.02
FORFEITURES OF UNCLAIMED MONEY AND PROPERTY . . .	69 1060	289.22	1.92
FINES, PENALTIES, AND FORFEITURES, NOT OTHERWISE CLASSIFIED . . . . .	69 1099	316,257.51	312,658.28
GIFTS TO THE UNITED STATES, NOT OTHERWISE CLASSIFIED . . . . .	69 1299	.19	- - - - -
SPECIAL FUND ACCOUNTS:			
OIL POLLUTION FUND, COAST GUARD (33 USC 1161 (K))	69 5168	2,899,488.87	751,298.99
TRUST FUND ACCOUNTS:			
PAYMENT TO LAND AND WATER CONSERVATION FUND, HIGHWAY TRUST FUND . . . . .	20X8102	-31,000,000.00	-8,000,000.00
REFUNDS OF TAXES, HIGHWAY TRUST FUND . . . . .	20X8102	-152,035,115.67	-522,306.61
DEPOSITS, HIGHWAY TRUST FUND (23 USC 120) . . . . .	20 8102.1	5,596,185,101.35	1,684,582,761.34
REFUNDS OF TAXES, AIRPORT AND AIRWAY TRUST FUND DEPOSITS, AIRPORT AND AIRWAY TRUST FUND (49 USC 1742) . . . . .	20X8103	-1,882,648.96	-579,032.13
CONTRIBUTIONS FOR HIGHWAY RESEARCH PROGRAM (23 USC 307) . . . . .	20 8103.1	939,812,857.43	277,479,543.05
DEPOSITS, COAST GUARD GENERAL GIFT FUND (10 USC 2601) . . . . .	69 8264	604,395.00	- - - - -
	69 8533	8,581.00	1,395.00
TOTAL, BUDGET RECEIPTS. . . . .		6,359,008,838.92	1,955,448,934.77



Table C - RECEIPTS BY ORGANIZATIONAL UNIT

CLASSIFICATION	RECEIPT SYMBOL	AMOUNT F. Y. 1976	AMOUNT T. Q.
DEPARTMENT OF TRANSPORTATION-CONTINUED			
PROPRIETARY RECEIPTS FROM THE PUBLIC			
GENERAL FUND ACCOUNTS:			
INTEREST ON LOANS TO STATES, MUNICIPALITIES, AND OTHER PUBLIC BODIES, NOT OTHERWISE CLASSIFIED . . . . .	69 1449	386.78	- - - - -
MISCELLANEOUS INTEREST COLLECTIONS, NOT OTHERWISE CLASSIFIED . . . . .	69 1499	6,861.60	136.72
GAIN BY EXCHANGE . . . . .	69 1680	8.66	28.71
RENT OF LAND, NOT OTHERWISE CLASSIFIED . . . . .	69 1812	240,152.38	63,763.30
RENT OF REAL PROPERTY, NOT OTHERWISE CLASSIFIED . . . . .	69 1830	3,958,835.58	1,523,070.08
RENT OF EQUIPMENT AND OTHER PERSONAL PROPERTY . . . . .	69 1840	41,460.26	9,205.01
ROYALTIES ON NATURAL RESOURCES, NOT OTHERWISE CLASSIFIED . . . . .	69 2039	10,256.84	2,385.50
SALE OF POWER AND OTHER UTILITIES, NOT OTHERWISE CLASSIFIED . . . . .	69 2249	1,932,662.87	633,533.69
SALE OF PUBLICATIONS AND REPRODUCTIONS, NOT OTHERWISE CLASSIFIED . . . . .	69 2259	196,239.07	29,411.16
SALES OF MISCELLANEOUS PRODUCTS AND BY-PRODUCTS, NOT OTHERWISE CLASSIFIED . . . . .	69 2299	42,202.88	8,768.25
FEES AND OTHER CHARGES FOR ACCOUNTING AND AUDITING SERVICES . . . . .	69 2412	10,385.94	2,664.66
SERVICE CHARGES FOR ALLIEMENTS OF PAY FOR SAVINGS ACCOUNTS (P.L. 90-365) . . . . .	69 2417	70,545.45	17,015.70
FEES AND OTHER CHARGES FOR PROGRAM ADMINISTRATIVE SERVICES . . . . .	69 2419.1	15,631.11	4,400.15
FEES AND OTHER CHARGES FOR OTHER SERVICES . . . . .	69 2419.2	480,927.55	113,641.29
COMMISSIONS ON TELEPHONE PAY STATIONS . . . . .	69 2423	124,672.89	37,237.42
LANDING FEES, AIRPORTS . . . . .	69 2426	5,781,549.71	1,576,643.62
FEES FOR LOAN GUARANTEES, FEDERAL RAILROAD ADMINISTRATION . . . . .	69 2427	886,800.38	171,837.04
FEES AND OTHER CHARGES FOR COMMUNICATION AND TRANSPORTATION SERVICES, NOT OTHERWISE CLASSIFIED . . . . .	69 2429	3,466,581.08	1,358,614.64
VERTICAL SERVICE, MARINE INSPECTION AND NAVIGATION (46 USC 382B) . . . . .	69 2442	36,913.66	10,670.38
CHARGES FOR TESTING, INSPECTION AND GRADING SERVICES, NOT OTHERWISE CLASSIFIED . . . . .	69 2449	525.00	75.00
DEPOSITS FOR SURVIVOR ANNUITY BENEFITS . . . . .	69 2462	20,383.10	151,044.47
BUSINESS CONCESSIONS . . . . .	69 2465	10,627,423.78	3,161,501.14
FEES AND OTHER CHARGES FOR SPECIAL BENEFITS, NOT OTHERWISE CLASSIFIED . . . . .	69 2469	5,901.15	1,889.12
OTHER FEES AND CHARGES FOR MISCELLANEOUS SERVICES . . . . .	69 2499	325,865.55	100,336.69
SALE OF OTHER REAL PROPERTY, NOT OTHERWISE CLASSIFIED . . . . .	69 2629	485,871.68	230.00
NET PROCEEDS FROM SURPLUS PROPERTY IN UNITED STATES (31 USC 725C) . . . . .	69 2637	140,325.59	50,455.34
PROCEEDS OF SALES OF VESSELS, COAST GUARD (31 USC 725C) . . . . .	69 2642	56,196.58	- - - - -
PROCEEDS FROM SALE OF EQUIPMENT AND OTHER PERSONAL PROPERTY, NOT OTHERWISE CLASSIFIED . . . . .	69 2649	158,841.23	112,686.14
SALE OF SCRAP AND SALVAGE MATERIALS . . . . .	69 2650	34,682.61	10,566.18
RECOVERIES FOR GOVERNMENT PROPERTY LOST OR DAMAGED, NOT OTHERWISE CLASSIFIED . . . . .	69 3019	120,620.17	7,005.42
MISCELLANEOUS RECOVERIES ON FOREIGN AID PROGRAMS . . . . .	69 3049	94.34	- - - - -
REFUNDS OF ERRONEOUS PAYMENTS . . . . .	69 3060	93.45	- - - - -
MISCELLANEOUS RECOVERIES AND REFUNDS, NOT OTHERWISE CLASSIFIED . . . . .	69 3099	172,659.44	43,094.80
TRUST FUND ACCOUNTS:			
ADVANCES FROM STATE COOPERATING AGENCIES, FEDERAL HIGHWAY ADMINISTRATION (23 USC 308 (A)) . . . . .	69 8054	-306,235.81	58,000.00
MISCELLANEOUS INTEREST, HIGHWAY TRUST FUND (31 USC 66B) . . . . .	20 8102.29	42,757.08	- - - - -
CONTRIBUTIONS FROM STATES, ETC., COOPERATIVE WORK, FOREST HIGHWAYS, FEDERAL HIGHWAY ADMINISTRATION (23 USC 131) . . . . .	69 8265	592,009.75	110,437.00
TECHNICAL ASSISTANCE, UNITED STATES DOLLARS ADVANCED FROM FOREIGN GOVERNMENTS, FEDERAL HIGHWAY ADMINISTRATION (22 USC 2315) . . . . .	69 8502.5	3,834,377.54	524,525.89
DEPOSITS, EQUIPMENT, SUPPLIES, ETC., FOR COOPERATIVE COUNTRIES, FEDERAL HIGHWAY ADMINISTRATION (23 USC 212) . . . . .	69 8632	2,571,000.00	1,108,962.63
BUDGET CLEARING ACCOUNTS:			
BUDGET CLEARING ACCOUNT (SUSPENSE) . . . . .	69F3875	345,863.71	-672,928.83
TOTAL, PROPRIETARY RECEIPTS FROM THE PUBLIC . . . . .		36,532,330.63	10,330,908.31

Table C - RECEIPTS BY ORGANIZATIONAL UNIT

CLASSIFICATION	RECEIPT SYMBOL	AMOUNT F.Y. 1976	AMOUNT T.Q.
DEPARTMENT OF TRANSPORTATION-CONTINUED			
UNDISTRIBUTED OFFSETTING RECEIPTS			
TRUST FUND ACCOUNTS:			
INTEREST, HIGHWAY TRUST FUND (23 USC 120) . . . .	20 8102.2	586,671,139.20	13,372,306.94
INTEREST, AIRPORT AND AIRWAY TRUST FUND (49 USC 1742) . . . . .	20 8103.2	145,851,282.89	936,863.39
TOTAL, UNDISTRIBUTED OFFSETTING RECEIPTS . . . . .		732,522,422.09	14,309,170.33
TOTAL, DEPARTMENT OF TRANSPORTATION . . . . .		7,128,063,591.64	1,980,089,013.41
THE DEPARTMENT OF THE TREASURY			
BUDGET RECEIPTS			
GENERAL FUND ACCOUNTS:			
WITHHELD INDIVIDUAL INCOME AND FICA TAXES . . . .	20 0101	123,555,370,646.76	32,942,985,449.99
WITHHELD INDIVIDUAL INCOME AND FICA TAXES, (SUSPENSE) . . . . .	20F0101	-153,148,170.16	-16,538,011.63
INDIVIDUAL INCOME TAX, OTHER . . . . .	20 0110	35,527,834,465.20	6,808,719,901.15
CORPORATION INCOME AND EXCESS PROFITS TAXES . . . .	20 0111	46,782,956,194.60	9,808,904,615.19
EXCISE TAXES . . . . .	20 0152	10,473,811,613.93	2,497,088,974.63
ESTATE AND GIFT TAXES . . . . .	20 0153	5,307,465,523.75	1,485,246,782.59
MISCELLANEOUS TAXES, NOT OTHERWISE CLASSIFIED . . . .	20 0199	11,283,712.60	4,327,659.83
CUSTOMS DUTIES (SEE TABLE K) . . . . .	20 0310	2,918,718,323.81	867,048,021.55
REFUNDS AND DRAWBACKS, UNITED STATES			
CUSTOMS SERVICE . . . . .	20X0603	-134,350,705.55	-30,599,389.96
DEPOSIT OF EARNINGS, FEDERAL RESERVE SYSTEM . . . .	20 0650	5,450,824,021.06	1,500,458,536.91
REGISTRATION AND FILING FEES . . . . .	20 0850	172,696.74	113,650.00
CHARGES FOR EXPENSES, SETTLEMENT OF INTERNATIONAL CLAIMS . . . . .	20 0861	422,701.80	104,100.00
DEDUCTIONS FROM AWARDS OF MIXED CLAIMS COMMISSION, UNITED STATES AND GERMANY . . . . .	20 0862	19,407.09	4.62
FEES FOR LEGAL AND JUDICIAL SERVICES, NOT OTHERWISE CLASSIFIED . . . . .	20 0869	257.10	8.00
MISCELLANEOUS FEES FOR REGULATORY AND JUDICIAL SERVICES, NOT OTHERWISE CLASSIFIED . . . . .	20 0890	1,840,517.50	482,022.75
REFUNDING INTERNAL REVENUE COLLECTIONS . . . . .	20X0903	-33,127,168,694.81	-2,382,013,649.81
FINES, PENALTIES, AND FORFEITURES, ECONOMIC STABILIZATION LAWS . . . . .	20 1020	8,082.51	- - - - -
FINES, PENALTIES, AND FORFEITURES, CUSTOMS, COMMERCE AND ANTITRUST LAWS . . . . .	20 1040	13,877,453.69	3,404,340.31
FINES, PENALTIES, AND FORFEITURES, NARCOTIC, PROHIBITION AND ALCOHOL LAWS . . . . .	20 1050	198,449.69	29,500.00
FORFEITURES OF UNCLAIMED MONEY AND PROPERTY . . . .	20 1060	1,091,076.40	293,497.12
FINES, PENALTIES, AND FORFEITURES, NOT OTHERWISE CLASSIFIED . . . . .	20 1099	559,412.08	13,745.99
RECOVERIES UNDER MILITARY OCCUPATION . . . . .	20 1125	1,456,465.10	710,132.81
RECOVERIES, GOVERNMENT OPERATIONS IN OCCUPIED AREAS, JAPAN . . . . .	20 1126	55,000,000.00	- - - - -
CONTRIBUTIONS TO 'CONSCIENCE FUND' . . . . .	20 1210	49,013.16	20,969.31
GIFTS TO THE UNITED STATES, NOT OTHERWISE CLASSIFIED . . . . .	20 1299	650,074.14	18,017.34
REFUNDS OF MONIES ERRONEOUSLY RECEIVED AND COVERED . . . . .	20X1807	-784,469.39	-49,878,989.18
RECOVERY FROM HIGHWAY TRUST FUND FOR REFUNDS OF TAXES . . . . .	20 3092	152,035,115.67	522,306.61
RECOVERY FROM LAND AND WATER CONSERVATION FUND FOR REFUNDS OF GASOLINE AND FLOOR STOCK TAXES . . . . .	20 3093	3,973,734.07	2,327,004.48
RECOVERY FROM AIRPORT AND AIRWAY TRUST FUND FOR REFUNDS OF TAXES . . . . .	20 3094	1,657,648.96	579,032.13
SPECIAL FUND ACCOUNTS:			
LAND AND WATER CONSERVATION FUND, MOTORBOAT FUELS TAX (16 USC 460L-5) . . . . .	20 5005.3	27,251,265.93	5,672,995.52
TAX ON PISTOLS AND REVOLVERS, BOWS AND ARROWS, FEDERAL AID TO WILDLIFE RESTORATION FUND (16 USC 669B) . . . . .	20 5029.1	16,505,146.00	4,583,541.00
TAX ON FIREARMS, SHELLS, AND CARTRIDGES, FEDERAL AID TO WILDLIFE RESTORATION FUND (16 USC 669B) . . . . .	20 5029.2	54,101,667.00	14,496,800.00
GIFTS TO THE UNITED STATES FOR REDUCTION OF THE PUBLIC DEBT (31 USC 904) . . . . .	20 5080	210,637.67	54,731.61
PRESIDENTIAL ELECTION CAMPAIGN FUND . . . . .	20 5081	433,549,118.00	4540,230.00
TAX ON FISHING RODS, CREELS, REELS, ARTIFICIAL LURES, BAITS, AND FLIES (16 USC 777b) . . . . .	20 5138	20,128,457.00	6,506,153.00
30 PERCENT OF CUSTOMS DUTIES, FUNDS FOR STRENGTHENING MARKETS, INCOME, AND SUPPLY (SECTION 32) (7 USC 612C) . . . . .	20 5209	1,262,558,026.78	375,724,032.59

Table C -- RECEIPTS BY ORGANIZATIONAL UNIT

CLASSIFICATION	RECEIPT SYMBOL	AMOUNT F.Y. 1976	AMOUNT T.Q.
THE DEPARTMENT OF THE TREASURY--CONTINUED			
BUDGET RECEIPTS--CONTINUED			
SPECIAL FUND ACCOUNTS--CONTINUED			
70 PERCENT OF CUSTOMS DUTIES ON WOOL, REIMBURSEMENT FOR COSTS OF NATIONAL WOOL ACT (7 USC 1784) . . . . .	20 5210	- - - - -	27,250,405.34
DEPOSITS, DUTIES AND TAXES, PUERTO RICO, UNITED STATES CUSTOMS SERVICE (48 USC 740) . .	20 5687	21,521,559.15	61,214,665.65
DEPOSITS, DUTIES AND TAXES, VIRGIN ISLANDS, UNITED STATES CUSTOMS SERVICE (48 USC 1406 H) .	20 5692	35,429,199.28	136,073,317.47
DEPOSITS, INTERNAL REVENUE, COLLECTIONS FOR PUERTO RICO (26 USC 7652 (A)(3)) . . . . .	20 5737	28,527,541.47	140,003,762.06
DEPOSITS, INTERNAL REVENUE, COLLECTIONS FOR VIRGIN ISLANDS (26 USC 7652 (B) (3)) . . . . .	14 5738	4,725,820.44	17,283,856.16
TRUST FUND ACCOUNTS:			
GIFTS, FEDERAL SUPPLEMENTARY MEDICAL INSURANCE TRUST FUND (42 USC 13951) . . . . .	20 8004.42	- - - - -	2,483.40
GIFTS, FEDERAL HOSPITAL INSURANCE TRUST FUND (42 USC 13951) . . . . .	20 8005.42	- - - - -	13,334.41
GIFTS, FEDERAL OLD-AGE AND SURVIVORS INSURANCE .	20 8006.42	7,517.80	33,680.44
GIFTS, FEDERAL DISABILITY INSURANCE TRUST FUND .	20 8007.42	100.00	- - - - -
PROCEEDS OF SALES OF UNCLAIMED, ABANDONED, AND SEIZED GOODS, UNITED STATES CUSTOMS SERVICE (19 USC 1491, 1493) . . . . .	20 8789	816,886.82	3,828,217.87
DEPOSITS, NATIONAL DEFENSE CONDITIONAL GIFT FUND (50 USC 1153, 1154) . . . . .	20 8886	- - - - -	23,917.97
BUDGET CLEARING ACCOUNTS:			
AVIATION FUEL AND OIL TAXES AIR FORCE (SUSPENSE) . . . . .	57F0152	17,361.94	-112,759.36
UNIDENTIFIED CASH COLLECTIONS, FEDERAL TAX DEPOSITS, INTERNAL REVENUE SERVICE, KANSAS CITY, MISSOURI . . . . .	20F3820.9	8,334,446.93	5,490,952.07
UNIDENTIFIED CASH COLLECTIONS, FEDERAL TAX DEPOSITS, INTERNAL REVENUE SERVICE, CINCINNATI, OHIO . . . . .	20F3820.17	371,673.63	- - - - -
UNIDENTIFIED CASH COLLECTIONS, FEDERAL TAX DEPOSITS, INTERNAL REVENUE SERVICE, AUSTIN, TEXAS . . . . .	20F3820.18	1,535,221.08	- - - - -
UNIDENTIFIED CASH COLLECTIONS, FEDERAL TAX DEPOSITS, INTERNAL REVENUE SERVICE, UGDEN, UTAH . . . . .	20F3820.29	2,677,813.01	- - - - -
UNIDENTIFIED CASH COLLECTIONS, FEDERAL TAX DEPOSITS, INTERNAL REVENUE SERVICE, MEMPHIS, TENNESSEE . . . . .	20F3820.49	9,952,439.29	- - - - -
TOTAL, BUDGET RECEIPTS. . . . .		53,965,864,297.29	198,651,234,719.36
PROPRIETARY RECEIPTS FROM THE PUBLIC			
GENERAL FUND ACCOUNTS:			
INTEREST ON DEPOSITS FOR FEES FOR LICENSES TO IMPORT PETROLEUM AND PETROLEUM PRODUCTS HELD FROM AUGUST 11, 1975 UNTIL ADJUDICATED BY COURT ORDER, FEDERAL ENERGY ADMINISTRATION . . . . .	92 6088	-61,613,589.48	61,613,589.48
INTEREST ON LOANS TO THE DISTRICT OF COLUMBIA . .	20 1441	51,090,743.67	- - - - -
INTEREST ON LOANS TO NEW YORK CITY (89 STAT. 798) . . . . .	20 1443	7,128,012.54	5,502,579.56
INTEREST ON LOANS TO STATES, MUNICIPALITIES, AND OTHER PUBLIC BODIES, NOT OTHERWISE CLASSIFIED .	20 1449	2,519,963.61	5,899,207.73
INTEREST ON RURAL ELECTRIFICATION ADMINISTRATIVE LOANS . . . . .	20 1451	2,239,922.10	2,329,339.34
INTEREST ON LOANS TO UNITED KINGDOM . . . . .	20 1461	- - - - -	58,978,782.95
INTEREST PAYMENT ON SURPLUS PROPERTY LOANS IN FOREIGN AREAS, DOLLAR PROCEEDS FROM THE CONVERSION OF FOREIGN CURRENCIES, TREASURY . .	20 1462	498,965.67	521,799.55
INTEREST ON QUOTA IN INTERNATIONAL MONETARY FUND (ARTICLE V, SECTION 9) . . . . .	20 1463	- - - - -	9,508,042.00
INTEREST ON DEFERRED FOREIGN COLLECTIONS OR PAYMENTS . . . . .	20 1464	1,476,343.13	10,522,042.71
INTEREST PAYMENTS BY GREECE, WORLD WAR I DEBT . .	20 1465	- - - - -	251,826.73
INTEREST ON LOANS, FOREIGN ASSISTANCE ACT OF 1961	20 1466	18,928,832.94	34,955,162.56
INTEREST ON SURPLUS PROPERTY LOANS IN FOREIGN AREAS, TREASURY . . . . .	20 1467	1,445,486.53	2,365,152.10

Table C - RECEIPTS BY ORGANIZATIONAL UNIT

CLASSIFICATION	RECEIPT SYMBOL	AMOUNT F.Y. 1976	AMOUNT T.Q.
THE DEPARTMENT OF THE TREASURY-CONTINUED			
PROPRIETARY RECEIPTS FROM THE PUBLIC-CONTINUED			
GENERAL FUND ACCOUNTS-CONTINUED			
INTEREST ON PUBLIC DEPOSITS . . . . .	20 1482	9,010,124.55	7,842,134.81
MISCELLANEOUS INTEREST COLLECTIONS, NOT OTHERWISE CLASSIFIED . . . . .	20 1499	215,120.15	19,624.52
GAIN BY EXCHANGE . . . . .	20 1680	42,641.14	11,867,657.90
MISCELLANEOUS DIVIDENDS AND EARNINGS, NOT OTHERWISE CLASSIFIED . . . . .	20 1699	1,068.42	269.06
RENT OF LAND, NOT OTHERWISE CLASSIFIED . . . . .	20 1812	5,245.20	- - - - -
RENT OF REAL PROPERTY, NOT OTHERWISE CLASSIFIED . . . . .	20 1830	-1,487.25	1,798.18
RENT OF EQUIPMENT AND OTHER PERSONAL PROPERTY . . . . .	20 1840	400.00	- - - - -
ROYALTIES ON NATURAL RESOURCES, NOT OTHERWISE CLASSIFIED . . . . .	20 2039	34,645.55	14,414.88
SALE OF PUBLICATIONS AND REPRODUCTIONS, NOT OTHERWISE CLASSIFIED . . . . .	20 2259	12,028.68	7,277.00
RECOVERY OF MINT MANUFACTURING EXPENSE . . . . .	20 2292	38,234,041.28	10,206,015.16
SALES OF MISCELLANEOUS PRODUCTS AND BY-PRODUCTS, NOT OTHERWISE CLASSIFIED . . . . .	20 2299	25,137,462.65	2,807,878.87
FEES AND OTHER CHARGES FOR ACCOUNTING AND AUDITING SERVICES . . . . .	20 2412	40,267.04	217.60
SERVICE CHARGES FOR ALLOTMENTS OF PAY FOR SAVINGS ACCOUNTS (P.L. 90-365) . . . . .	20 2417	74,640.57	18,936.28
FEES AND OTHER CHARGES FOR PROGRAM ADMINISTRATIVE SERVICES . . . . .	20 2419.1	11,690.58	2,156.46
FEES AND OTHER CHARGES FOR OTHER SERVICES . . . . .	20 2419.2	249,411.80	28,957.28
FEES AND OTHER CHARGES FOR SERVICES, FREEDOM OF INFORMATION ACT . . . . .	20 2419.3	46,259.59	11,954.25
COMMISSIONS ON TELEPHONE PAY STATIONS . . . . .	20 2423	13,992.40	2,759.82
FEES AND OTHER CHARGES FOR COMMUNICATION AND TRANSPORTATION SERVICES, NOT OTHERWISE CLASSIFIED . . . . .	20 2429	523,407.10	9,947.86
OVERTIME SERVICE, MARINE INSPECTION AND NAVIGATION (46 USC 382B) . . . . .	20 2442	126.02	355.59
CHARGES FOR TESTING, INSPECTION AND GRADING SERVICES, NOT OTHERWISE CLASSIFIED . . . . .	20 2449	83,082.99	21,259.88
BUSINESS CONCESSIONS . . . . .	20 2465	1,500.73	228.07
FEES AND OTHER CHARGES FOR SPECIAL BENEFITS, NOT OTHERWISE CLASSIFIED . . . . .	20 2469	22.50	- - - - -
BULLION CHARGES . . . . .	20 2495	22,828.85	20,133.85
OTHER FEES AND CHARGES FOR MISCELLANEOUS SERVICES . . . . .	20 2499	4,614,717.90	526,424.29
SALE OF OTHER REAL PROPERTY, NOT OTHERWISE CLASSIFIED . . . . .	20 2629	24,800.03	- - - - -
NET PROCEEDS FROM SURPLUS AND EXCESS PROPERTY IN FOREIGN AREAS . . . . .	20 2633	- - - - -	515.29
PROCEEDS FROM SALE OF EQUIPMENT AND OTHER PERSONAL PROPERTY, NOT OTHERWISE CLASSIFIED . . . . .	20 2649	256,249.19	185,268.64
SALE OF SCRAP AND SALVAGE MATERIALS . . . . .	20 2650	96,308.37	25,607.22
PROFIT ON SALE OF GOLD . . . . .	20 2665	62,270,582.98	704,540.22
REPAYMENT OF INVESTMENT IN LIQUIDATED ENTERPRISES AND SPECIAL FUNDS . . . . .	20 2820	16,381,294.83	2,779,233.50
DOLLAR CONVERSIONS OF FOREIGN CURRENCY LOAN REPAYMENTS, TREASURY . . . . .	20 2868	94,670,231.87	14,651,333.79
MISCELLANEOUS REPAYMENTS ON LOANS AND INVESTMENTS . . . . .	20 2899	- - - - -	4,204.91
PRINCIPAL PAYMENTS BY GREECE, WORLD WAR I DEBT . . . . .	20 2942	77,071.29	- - - - -
REPAYMENT OF PRINCIPAL ON SURPLUS PROPERTY LOANS IN FOREIGN AREAS, DOLLAR PROCEEDS FROM CONVERSION OF FOREIGN CURRENCIES, TREASURY . . . . .	20 2955	2,391,130.68	4,574,455.00
REPAYMENT OF PRINCIPAL ON SURPLUS PROPERTY LOANS IN FOREIGN AREAS, TREASURY . . . . .	20 2956	16,512,352.08	14,395,542.48
RECOVERIES UNDER LEND LEASE PROGRAM, TREASURY . . . . .	20 2957	37,433,541.09	14,323,203.29
REPAYMENT OF LOANS TO UNITED KINGDOM, TREASURY . . . . .	20 2961	71,312,076.00	- - - - -
RECOVERIES FOR GOVERNMENT PROPERTY LOST OR DAMAGED, NOT OTHERWISE CLASSIFIED . . . . .	20 3019	51,370.94	13,755.48
RECOVERIES, ECONOMIC AND TECHNICAL ASSISTANCE TO FOREIGN NATIONS . . . . .	20 3043	1,456,465.10	288,271.32
RECOVERIES, MILITARY ASSISTANCE TO FOREIGN NATIONS . . . . .	20 3047.1	1,456,465.10	683,464.79
RECOVERIES MADE UNDER SEC. 514 OF THE FOREIGN ASSISTANCE ACT OF 1961, AS AMENDED . . . . .	20 3047.2	1,456,465.10	-1,306,938.31
REFUNDS OF ERRONEOUS PAYMENTS . . . . .	20 3060	762.27	-212.40
MISCELLANEOUS RECOVERIES AND REFUNDS, NOT OTHERWISE CLASSIFIED . . . . .	20 3099	3,398,376.72	541,055.22

Table C - RECEIPTS BY ORGANIZATIONAL UNIT

CLASSIFICATION	RECEIPT SYMBOL	AMOUNT F.Y. 1976	AMOUNT T.Q.
THE DEPARTMENT OF THE TREASURY-CONTINUED			
PROPRIETARY RECEIPTS FROM THE PUBLIC-CONTINUED			
SPECIAL FUND ACCOUNTS:			
SETTLEMENT OF WAR CLAIMS ACT OF 1928, OFFICE OF SECRETARY OF THE TREASURY (45 STAT. 262) . . . . .	20 5810	16,000.00	- - - - -
COINAGE PROFIT FUND (31 USC 340) . . . . .	20 5811	2,517,966.71	- - - - -
BUDGET CLEARING ACCOUNTS:			
UNDISTRIBUTED PROCEEDS FROM SALE OF FOREIGN CURRENCY (SUSPENSE) . . . . .	20F3810	18,322,311.70	-9,055,437.74
PROCEEDS OF SALES, PERSONAL PROPERTY, OFFICE OF THE SECRETARY (SUSPENSE) . . . . .	20F3845.1	- - - - -	13,892.01
BUDGET CLEARING ACCOUNT (SUSPENSE) . . . . .	20F3875	656,407.11	-724,513.12
TOTAL, PROPRIETARY RECEIPTS FROM THE PUBLIC . . . . .		601,578,992.31	99,222,323.91
RECEIPTS FROM OFF-BUDGET FEDERAL AGENCIES			
GENERAL FUND ACCOUNTS:			
INTEREST ON LOANS TO EXPORT-IMPORT BANK OF THE UNITED STATES (EARNED AUG. 17, 1971 AND AFTER) . . . . .	20 1402	8,701,678.36	293,398.68
INTEREST ON LOANS TO FEDERAL FINANCING BANK, TREASURY . . . . .	20 1418	899,758,836.65	347,411,452.93
INTEREST ON LOANS TO RURAL TELEPHONE BANK . . . . .	20 1439	9,174,898.90	6,896,388.49
DIVIDENDS ON CAPITAL STOCK, EXPORT-IMPORT BANK OF THE UNITED STATES . . . . .	20 1661	20,000,000.00	20,000,000.00
TOTAL, RECEIPTS FROM OFF-BUDGET FEDERAL AGENCIES . . . . .		937,635,413.91	374,601,240.10
INTRABUDGETARY RECEIPTS DEDUCTED BY AGENCY			
GENERAL FUND ACCOUNTS:			
INTEREST ON LOANS FOR EMERGENCY HOME PURCHASE ASSISTANCE ACT OF 1974 . . . . .	20 1352	86,056,822.77	65,087,688.06
INTEREST ON LOANS TO SECRETARY OF TRANSPORTATION, REGIONAL RAIL REORGANIZATION (87 STAT. 1001) . . . . .	20 1357	2,142,077.32	- - - - -
INTEREST ON LOANS TO COMMODITY CREDIT CORPORATION . . . . .	20 1401	114,838,858.26	19,198,651.01
INTEREST ON LOANS TO GOVERNMENT NATIONAL MORTGAGE ASSOCIATION, MANAGEMENT AND LIQUIDATING FUNCTIONS . . . . .	20 1403	3,613,825.00	1,806,912.50
INTEREST ON LOANS TO GOVERNMENT NATIONAL MORTGAGE ASSOCIATION, SPECIAL ASSISTANCE FUNCTIONS . . . . .	20 1404	383,979,278.06	173,164,698.23
INTEREST ON LOANS TO HOUSING AND URBAN DEVELOPMENT, COLLEGE HOUSING LOANS . . . . .	20 1405	72,863,978.68	35,722,358.41
INTEREST ON LOANS TO HOUSING AND URBAN DEVELOPMENT, PUBLIC FACILITY AND LIQUIDATING PROGRAM LOANS . . . . .	20 1406	14,371,947.41	- - - - -
INTEREST ON LOANS TO HOUSING AND URBAN DEVELOPMENT, URBAN RENEWAL FUND . . . . .	20 1407	7,837,112.08	3,382,185.50
INTEREST ON LOANS TO AGRICULTURAL CREDIT INSURANCE FUND . . . . .	20 1409	39,681,103.20	- - - - -
INTEREST ON INVESTMENT, ECONOMIC DEVELOPMENT REVOLVING FUND . . . . .	13 1410	22,727,694.62	- - - - -
INTEREST ON LOANS TO VETERANS ADMINISTRATION, DIRECT LOANS TO VETERANS AND RESERVES . . . . .	20 1411	9,333,372.56	4,953,965.21
INTEREST ON LOANS TO TENNESSEE VALLEY AUTHORITY . . . . .	20 1417	2,767,547.94	429,231.68
INTEREST ON LOANS TO FEDERAL HOME LOAN BANK BOARD . . . . .	20 1419	96,636,940.70	60,683,431.87
INTEREST ON LOANS TO FEDERAL HOUSING ADMINISTRATION, GENERAL INSURANCE FUND . . . . .	20 1420	301,871,315.69	- - - - -
INTEREST ON LOANS TO NATIONAL OCEANIC AND ATMOSPHERIC ADMINISTRATION . . . . .	13 1421	614,329.00	132,783.67
INTEREST ON INVESTMENTS, COMMUNITY SERVICES ADMINISTRATION LOAN FUND . . . . .	12 1423	- - - - -	2,950,231.75
INTEREST ON INVESTMENTS, COLORADO RIVER PROJECTS . . . . .	14 1424	14,036,733.24	3,542,442.25
INTEREST ON LOANS TO RURAL DEVELOPMENT INSURANCE FUND, FARMERS HOME ADMINISTRATION . . . . .	20 1425	9,856,493.13	- - - - -

Table C - RECEIPTS BY ORGANIZATIONAL UNIT

CLASSIFICATION	RECEIPT SYMBOL	AMOUNT F.Y. 1976	AMOUNT T.Q.
THE DEPARTMENT OF THE TREASURY-CONTINUED			
INTRABUDGETARY RECEIPTS DEDUCTED BY AGENCY-CONTINUED			
GENERAL FUND ACCOUNTS-CONTINUED			
INTEREST ON ADVANCES TO COLORADO RIVER DAM FUND, BOULDER CANYON PROJECT . . . . .	14 1427	1,772,262.94	525,000.00
INTEREST ON ADVANCES TO SMALL BUSINESS ADMINISTRATION . . . . .	73 1428	213,025,563.62	-----
INTEREST ON DIRECT NET INVESTMENT, PANAMA CANAL COMPANY . . . . .	38 1429	7,627,119.15	4,100,703.26
INTEREST ON LOANS TO RURAL HOUSING INSURANCE FUND, FARMERS HOME ADMINISTRATION . . . . .	20 1430	9,328,514.80	-----
INTEREST ON LOANS TO NATIONAL FLOOD INSURANCE FUND, HOUSING AND URBAN DEVELOPMENT . . . . .	20 1433	5,147,088.81	4,024,105.03
INTEREST ON LOANS TO NEW COMMUNITIES GUARANTEE FUND, METROPOLITAN DEVELOPMENT, HOUSING AND URBAN DEVELOPMENT . . . . .	20 1437	10,014.54	155,232.70
CHARGES FOR SERVICES TO PUBLIC ENTERPRISE FUNDS . . . . .	20 2413	721,260.32	116,773.70
CHARGES FOR ADMINISTRATIVE EXPENSES OF SOCIAL SECURITY ACT, AS AMENDED . . . . .	20 2416	187,460,449.63	32,617,418.49
RECOVERIES AND REFUNDS, STATE AND LOCAL GOVERNMENT FISCAL ASSISTANCE TRUST FUND, DEPARTMENT OF THE TREASURY . . . . .	20 3098	4,780,000.00	-----
TRUST FUND ACCOUNTS:			
DEPOSITS, STATE AND LOCAL GOVERNMENT FISCAL ASSISTANCE TRUST FUND, DEPARTMENT OF THE TREASURY (31 USC 1224) . . . . .	20 8111.1	6,354,780,000.00	3,327,390,000.00
TOTAL INTRABUDGETARY RECEIPTS DEDUCTED BY AGENCY. . . . .		7,967,881,763.47	3,739,983,813.32
UNDISTRIBUTED OFFSETTING RECEIPTS			
TRUST FUND ACCOUNTS:			
INTEREST AND PROFITS ON INVESTMENTS, PERSHING HALL MEMORIAL FUND (36 USC 491) . . . . .	20 8053	7,385.00	3,692.50
INTEREST ON INVESTMENTS, ESTHER CATTELL SCHMITT GIFT FUND (76 STAT. 88) . . . . .	20 8902.2	17,595.00	-----
TOTAL, UNDISTRIBUTED OFFSETTING RECEIPTS . . . . .		24,980.00	3,692.50
TOTAL, THE DEPARTMENT OF THE TREASURY		208,158,355,869.05	58,179,675,367.12
ENERGY RESEARCH AND DEVELOPMENT ADMINISTRATION			
BUDGET RECEIPTS			
GENERAL FUND ACCOUNTS:			
FORFEITURES OF UNCLAIMED MONEY AND PROPERTY . . . . .	89 1060	146.83	5.18
CONTRIBUTIONS TO 'CONSCIENCE FUND' . . . . .	89 1210	600.00	-----
TOTAL, BUDGET RECEIPTS. . . . .		746.83	5.18
PROPRIETARY RECEIPTS FROM THE PUBLIC			
TRUST FUND ACCOUNTS:			
ADVANCES FOR COOPERATIVE WORK, ENERGY RESEARCH AND DEVELOPMENT ADMINISTRATION (42 USC 2017, 2121 (C)) . . . . .	89 8575	358,100.00	85,000.00
BUDGET CLEARING ACCOUNTS:			
BUDGET CLEARING ACCOUNT (SUSPENSE) . . . . .	89F3875	- 452.49	13,655.58
TOTAL, PROPRIETARY RECEIPTS FROM THE PUBLIC . . . . .		357,647.51	98,655.58
TOTAL, ENERGY RESEARCH AND DEVELOPMENT ADMINISTRATION. . . . .		358,394.34	98,660.76

Table C - RECEIPTS BY ORGANIZATIONAL UNIT

CLASSIFICATION	RECEIPT SYMBOL	AMOUNT F.Y. 1976	AMOUNT T.Q.
ENVIRONMENTAL PROTECTION AGENCY			
BUDGET RECEIPTS			
GENERAL FUND ACCOUNTS:			
MISCELLANEOUS FEES FOR REGULATORY AND JUDICIAL SERVICES, NOT OTHERWISE CLASSIFIED . . . . .	68 0890	88,356.00	55,623.80
FINES, PENALTIES, AND FURFEITURES, IMMIGRATION AND LABOR LAWS . . . . .	68 1030	3,570.00	- - - - -
FURFEITURES OF UNCLAIMED MONEY AND PROPERTY . . . . .	68 1060	455.94	28.13
FINES, PENALTIES, AND FURFEITURES, NOT OTHERWISE CLASSIFIED . . . . .	68 1099	1,200,213.59	257,997.37
TRUST FUND ACCOUNTS:			
CITIZENS FUND FOR POLLUTION CONTROL ACTIVITIES (42 USC 219) . . . . .	68 8220	66.00	- - - - -
TOTAL, BUDGET RECEIPTS. . . . .		<u>1,292,661.53</u>	<u>313,649.30</u>
PROPRIETARY RECEIPTS FROM THE PUBLIC			
GENERAL FUND ACCOUNTS:			
MISCELLANEOUS INTEREST COLLECTIONS, NOT OTHERWISE CLASSIFIED . . . . .	68 1499	7,891.81	554.70
RENT OF REAL PROPERTY, NOT OTHERWISE CLASSIFIED . . . . .	68 1830	6,525.55	1,800.00
SALE OF PUBLICATIONS AND REPRODUCTIONS, NOT OTHERWISE CLASSIFIED . . . . .	68 2259	758.91	- - - - -
FEES AND OTHER CHARGES FOR ACCOUNTING AND AUDITING SERVICES . . . . .	68 2412	80.06	17.22
SERVICE CHARGES FOR ALLOTMENTS OF PAY FOR SAVINGS ACCOUNTS (P.L. 90-365) . . . . .	68 2417	5,929.98	1,419.24
FEES AND OTHER CHARGES FOR PROGRAM ADMINISTRATIVE SERVICES . . . . .	68 2419.1	6,320.98	1,423.14
FEES AND OTHER CHARGES FOR OTHER SERVICES . . . . .	68 2419.2	5,756.81	464.50
FEES AND OTHER CHARGES FOR SERVICES, FREEDOM OF INFORMATION ACT . . . . .	68 2419.3	49,922.61	14,888.73
COMMISSIONS ON TELEPHONE PAY STATIONS . . . . .	68 2423	48.91	9.36
OTHER FEES AND CHARGES FOR MISCELLANEOUS SERVICES . . . . .	68 2499	11,024.75	2,242.84
SALE OF OTHER REAL PROPERTY, NOT OTHERWISE CLASSIFIED . . . . .	68 2629	83.75	592.89
NET PROCEEDS FROM SURPLUS PROPERTY IN UNITED STATES (31 USC 725C) . . . . .	68 2637	210.00	-210.00
PROCEEDS FROM SALE OF EQUIPMENT AND OTHER PERSONAL PROPERTY, NOT OTHERWISE CLASSIFIED . . . . .	68 2649	27,697.84	908.85
SALE OF SCRAP AND SALVAGE MATERIALS . . . . .	68 2650	925.44	127.46
RECOVERIES OF USER CHARGES (INDUSTRIAL COST), INDUSTRIAL COST GRANTEES, ENVIRONMENTAL PROTECTION AGENCY . . . . .	68 2885	1,520.08	295.60
RECOVERIES FOR GOVERNMENT PROPERTY LOST OR DAMAGED, NOT OTHERWISE CLASSIFIED . . . . .	68 3019	207.00	15.60
MISCELLANEOUS RECOVERIES AND REFUNDS, NOT OTHERWISE CLASSIFIED . . . . .	68 3099	45,345.97	11,139.09
TRUST FUND ACCOUNTS:			
MISCELLANEOUS CONTRIBUTED FUNDS, ENVIRONMENTAL PROTECTION AGENCY (33 USC 1155) . . . . .	68 8741	13,000.00	- - - - -
BUDGET CLEARING ACCOUNTS:			
BUDGET CLEARING ACCOUNT (SUSPENSE) . . . . .	68F3A75	2,243.76	-924.71
TOTAL, PROPRIETARY RECEIPTS FROM THE PUBLIC . . . . .		<u>185,494.21</u>	<u>34,764.51</u>
TOTAL, ENVIRONMENTAL PROTECTION AGENCY. . . . .		<u>1,478,155.74</u>	<u>348,413.81</u>
GENERAL SERVICES ADMINISTRATION			
BUDGET RECEIPTS			
GENERAL FUND ACCOUNTS:			
REFUNDS UNDER RENEGOTIATION ACT . . . . .	47X0515	-788,212.97	-30,739.11
FEES FOR LEGAL AND JUDICIAL SERVICES, NOT OTHERWISE CLASSIFIED . . . . .	47 0869	53.80	- - - - -

Table C - RECEIPTS BY ORGANIZATIONAL UNIT

CLASSIFICATION	RECEIPT SYMBOL	AMOUNT F.Y. 1976	AMOUNT T.Q.
GENERAL SERVICES ADMINISTRATION-CONTINUED			
BUDGET RECEIPTS-CONTINUED			
MISCELLANEOUS FEES FOR REGULATORY AND JUDICIAL SERVICES, NOT OTHERWISE CLASSIFIED . . . . .	47 0890	1,750.00	100.00
FINES, PENALTIES, AND FORFEITURES, IMMIGRATION AND LABOR LAWS . . . . .	47 1030	-1,330.00	60.00
FORFEITURES OF UNCLAIMED MONEY AND PROPERTY . . . . .	47 1060	1,602.69	232.23
FINES, PENALTIES, AND FORFEITURES, NOT OTHERWISE CLASSIFIED . . . . .	47 1099	246,147.76	57,267.07
CONTRIBUTIONS TO "CONSCIENCE FUND" . . . . .	47 1210	3.00	- - - - -
GIFTS TO THE UNITED STATES, NOT OTHERWISE CLASSIFIED . . . . .	47 1299	29,325.58	1,364.00
TRUST FUND ACCOUNTS:			
DONATIONS, NATIONAL ARCHIVES GIFT FUND (44 USC 2305) . . . . .	47 8197.1	175,091.67	32,820.37
TOTAL, BUDGET RECEIPTS. . . . .		-335,568.47	61,104.56
PROPRIETARY RECEIPTS FROM THE PUBLIC			
GENERAL FUND ACCOUNTS:			
MISCELLANEOUS INTEREST COLLECTIONS, NOT OTHERWISE CLASSIFIED . . . . .	47 1499	997,655.15	259,577.50
MISCELLANEOUS DIVIDENDS AND EARNINGS, NOT OTHERWISE CLASSIFIED . . . . .	47 1699	- - - - -	1,061.74
RENT AND BONUSES FROM LAND LEASES FOR RESOURCE EXPLORATION AND EXTRACTION . . . . .	47 1811	- - - - -	250.00
RENT OF LAND, NOT OTHERWISE CLASSIFIED . . . . .	47 1812	12,285.79	3,661.30
RENT OF REAL PROPERTY, NOT OTHERWISE CLASSIFIED . . . . .	47 1830	3,014,324.45	12,988.48
RENT OF EQUIPMENT AND OTHER PERSONAL PROPERTY . . . . .	47 1840	- - - - -	1.80
ROYALTIES ON NATURAL RESOURCES, NOT OTHERWISE CLASSIFIED . . . . .	47 2039	1,086.55	153.15
SALE OF PUBLICATIONS AND REPRODUCTIONS, NOT OTHERWISE CLASSIFIED . . . . .	47 2259	89,640.98	23,223.86
SALES OF MISCELLANEOUS PRODUCTS AND BY-PRODUCTS, NOT OTHERWISE CLASSIFIED . . . . .	47 2299	18.10	- - - - -
FEES AND OTHER CHARGES FOR ACCOUNTING AND AUDITING SERVICES . . . . .	47 2412	4,257.68	1,149.06
SERVICE CHARGES FOR ALLOTMENTS OF PAY FOR SAVINGS ACCOUNTS (P.L. 90-365) . . . . .	47 2417	29,609.82	7,164.90
FEES AND OTHER CHARGES FOR PROGRAM ADMINISTRATIVE SERVICES . . . . .	47 2419.1	5,246.52	708.02
FEES AND OTHER CHARGES FOR OTHER SERVICES . . . . .	47 2419.2	33,054.40	11,877.65
COMMISSIONS ON TELEPHONE PAY STATIONS . . . . .	47 2423	286,829.88	69,944.67
FEES AND OTHER CHARGES FOR COMMUNICATION AND TRANSPORTATION SERVICES, NOT OTHERWISE CLASSIFIED . . . . .	47 2429	25,961.60	5,656.10
CHARGES FOR SUBSISTENCE, LAUNDRY AND HEALTH SERVICES . . . . .	47 2430	54.60	- - - - -
BUSINESS CONCESSIONS . . . . .	47 2465	334,390.23	77,889.39
OTHER FEES AND CHARGES FOR MISCELLANEOUS SERVICES . . . . .	47 2499	2,896.03	548,836.94
SALE OF OTHER REAL PROPERTY, NOT OTHERWISE CLASSIFIED . . . . .	47 2629	15,000.00	- - - - -
PROCEEDS OF SALES TO THE PUBLIC FROM STRATEGIC AND CRITICAL MATERIALS STOCK PILE . . . . .	47 2636.1	139,502,770.45	57,776,987.27
PROCEEDS OF SALES TO THE PUBLIC FROM STOCK PILE MATERIALS, DEFENSE PRODUCTION ACT . . . . .	47 2636.11	20,015,828.20	5,674,090.84
NET PROCEEDS FROM SURPLUS PROPERTY IN UNITED STATES (31 USC 725C) . . . . .	47 2637	2,435,951.53	874,763.20
PROCEEDS FROM SALE OF EQUIPMENT AND OTHER PERSONAL PROPERTY, NOT OTHERWISE CLASSIFIED . . . . .	47 2649	91,340.21	7,785.65
SALE OF SCRAP AND SALVAGE MATERIALS . . . . .	47 2650	283,346.93	36,034.48
REPAYMENT OF INVESTMENT IN LIQUIDATED ENTERPRISES AND SPECIAL FUNDS . . . . .	47 2820	5,000.00	- - - - -
REPAYMENT OF OTHER DOMESTIC LOANS . . . . .	47 2859	-1,860,691.76	- - - - -
RECOVERIES FOR GOVERNMENT PROPERTY LOST OR DAMAGED, NOT OTHERWISE CLASSIFIED . . . . .	47 3019	9,476.48	659.08
RECOVERIES UNDER RENEGOTIATION PROGRAM . . . . .	47 3031	- - - - -	29,585.50
MISCELLANEOUS RECOVERIES OF EXCESS PROFITS AND COSTS . . . . .	47 3032	202,438.09	52,210.18
REFUNDS OF ERRONEOUS PAYMENTS . . . . .	47 3060	227,863.17	176,371.36
RECOVERIES FOR BREACH OF CONTRACT . . . . .	47 3080	400,189.61	6,374.72
MISCELLANEOUS RECOVERIES AND REFUNDS, NOT OTHERWISE CLASSIFIED . . . . .	47 3099	188,935.96	18,500.48



Table C - RECEIPTS BY ORGANIZATIONAL UNIT

CLASSIFICATION	RECEIPT SYMBOL	AMOUNT F.Y. 1976	AMOUNT T.Q.
GENERAL SERVICES ADMINISTRATION-CONTINUED			
PROPRIETARY RECEIPTS FROM THE PUBLIC-CONTINUED			
SPECIAL FUND ACCOUNTS:			
LAND AND WATER CONSERVATION FUND, SURPLUS PROPERTY SALES (16 USC 460L-5) . . . . .	47 5005.2	- - - - -	44,227,032.35
DISPOSAL OF SURPLUS REAL AND RELATED PERSONAL PROPERTY, OPERATING EXPENSES, GENERAL SERVICES ADMINISTRATION (88 STAT. 621) . . . . .	47 5253	7,690,000.00	- - - - -
REPAYMENT OF PRINCIPAL ON REAL PROPERTY LOANS, GENERAL SERVICES ADMINISTRATION (40 USC 485) . . . . .	47 5254.1	12,703,594.61	1,806,317.78
OTHER RECEIPTS, SURPLUS REAL AND RELATED PERSONAL PROPERTY, GENERAL SERVICES ADMINISTRATION (40 USC 485) . . . . .	47 5254.2	17,096,550.62	14,628,377.04
TRANSFERS OF SURPLUS REAL AND RELATED PERSONAL PROPERTY RECEIPTS, GENERAL SERVICES ADMINISTRATION (40 USC 485) . . . . .	47 5254.3	- - - - -	-44,227,032.35
BUDGET CLEARING ACCOUNTS:			
BUDGET CLEARING ACCOUNT (SUSPENSE) . . . . .	47F3875	-657,158.80	12,480,575.99
TOTAL, PROPRIETARY RECEIPTS FROM THE PUBLIC . . . . .		<u>203,187,747.08</u>	<u>94,592,778.08</u>
INTRABUDGETARY RECEIPTS DEDUCTED BY AGENCY			
GENERAL FUND ACCOUNTS:			
INTEREST ON DEFENSE PRODUCTION ACTIVITIES . . . . .	47 1494	1,813,293.72	- - - - -
PROCEEDS OF SALES TO FEDERAL AGENCIES FROM STRATEGIC AND CRITICAL MATERIALS STOCK PILE . . . . .	47 2636.2	2,025,649.66	348,780.81
TOTAL INTRABUDGETARY RECEIPTS DEDUCTED BY AGENCY . . . . .		<u>3,838,943.38</u>	<u>348,780.81</u>
UNDISTRIBUTED OFFSETTING RECEIPTS			
TRUST FUND ACCOUNTS:			
INTEREST ON INVESTMENTS, NATIONAL ARCHIVES GIFT FUND (44 USC 2306) . . . . .	47 8197.2	25,122.02	9,280.96
TOTAL, UNDISTRIBUTED OFFSETTING RECEIPTS . . . . .		<u>25,122.02</u>	<u>9,280.96</u>
TOTAL, GENERAL SERVICES ADMINISTRATION . . . . .		<u>206,716,244.01</u>	<u>95,011,944.41</u>
NATIONAL AERONAUTICS AND SPACE ADMINISTRATION			
BUDGET RECEIPTS			
GENERAL FUND ACCOUNTS:			
MISCELLANEOUS TAXES, NOT OTHERWISE CLASSIFIED . . . . .	80 0199	1,000.00	-135.00
FORFEITURES OF UNCLAIMED MONEY AND PROPERTY . . . . .	80 1060	- - - - -	10.00
FINES, PENALTIES, AND FORFEITURES, NOT OTHERWISE CLASSIFIED . . . . .	80 1099	485.36	140.00
GIFTS TO THE UNITED STATES, NOT OTHERWISE CLASSIFIED . . . . .	80 1299	4.75	.30
TRUST FUND ACCOUNTS:			
GIFTS AND DONATIONS, NATIONAL AERONAUTICS AND SPACE ADMINISTRATION (42 USC 2473) . . . . .	80 8980	9.00	35.00
TOTAL, BUDGET RECEIPTS . . . . .		<u>1,499.11</u>	<u>50.30</u>

Table C — RECEIPTS BY ORGANIZATIONAL UNIT

CLASSIFICATION	RECEIPT SYMBOL	AMOUNT F.Y. 1976	AMOUNT T.Q.
NATIONAL AERONAUTICS AND SPACE ADMINISTRATION— CONTINUED			
PROPRIETARY RECEIPTS FROM THE PUBLIC			
GENERAL FUND ACCOUNTS:			
RENT OF LAND, NOT OTHERWISE CLASSIFIED . . . . .	80 1812	8,625.45	53,794.38
RENT OF REAL PROPERTY, NOT OTHERWISE CLASSIFIED . . . . .	80 1830	22,116.32	137,781.71
RENT OF EQUIPMENT AND OTHER PERSONAL PROPERTY . . . . .	80 1840	47,372.89	166,836.48
ROYALTIES ON PATENTS, TRADEMARKS, AND COPYRIGHTS . . . . .	80 2040	118.92	5,698.10
SALE OF POWER AND OTHER UTILITIES, NOT OTHERWISE CLASSIFIED . . . . .	80 2249	5,857.79	30,435.43
SALE OF PUBLICATIONS AND REPRODUCTIONS, FREEDOM OF INFORMATION ACT . . . . .	80 2252	875.50	4,217.60
SALE OF PUBLICATIONS AND REPRODUCTIONS, NOT OTHERWISE CLASSIFIED . . . . .	80 2259	7,426.10	13,792.22
SALES OF MISCELLANEOUS PRODUCTS AND BY-PRODUCTS, NOT OTHERWISE CLASSIFIED . . . . .	80 2299	-----	1,451.67
FEES AND OTHER CHARGES FOR ACCOUNTING AND AUDITING SERVICES . . . . .	80 2412	258.50	1,033.02
SERVICE CHARGES FOR ALLOTMENTS OF PAY FOR SAVINGS ACCOUNTS (P.L. 90-365) . . . . .	80 2417	6,012.80	24,829.32
FEES AND OTHER CHARGES FOR PROGRAM ADMINISTRATIVE SERVICES . . . . .	80 2419.1	108,919.37	139,967.47
FEES AND OTHER CHARGES FOR OTHER SERVICES . . . . .	80 2419.2	-----	297,973.02
FEES AND OTHER CHARGES FOR SERVICES, FREEDOM OF INFORMATION ACT . . . . .	80 2419.3	650.35	2,300.60
COMMISSIONS ON TELEPHONE PAY STATIONS . . . . .	80 2423	1,181.17	6,451.41
FEES AND OTHER CHARGES FOR COMMUNICATION AND TRANSPORTATION SERVICES, NOT OTHERWISE CLASSIFIED . . . . .	80 2429	18.00	705.23
BUSINESS CONCESSIONS . . . . .	80 2465	90.00	35,728.00
OTHER FEES AND CHARGES FOR MISCELLANEOUS SERVICES . . . . .	80 2499	-----	80.00
NET PROCEEDS FROM SURPLUS AND EXCESS PROPERTY IN FOREIGN AREAS . . . . .	80 2633	11,378.37	40,497.87
NET PROCEEDS FROM SURPLUS PROPERTY IN UNITED STATES (31 USC 725C) . . . . .	80 2637	-----	1,765.38
PROCEEDS FROM SALE OF EQUIPMENT AND OTHER PERSONAL PROPERTY, NOT OTHERWISE CLASSIFIED . . . . .	80 2649	72,320.83	323,122.47
SALE OF SCRAP AND SALVAGE MATERIALS . . . . .	80 2650	39,828.37	203,138.51
RECOVERIES FOR GOVERNMENT PROPERTY LOST OR DAMAGED, NOT OTHERWISE CLASSIFIED . . . . .	80 3019	1,390.03	4,695.81
RECOVERIES UNDER RENEGOTIATION PROGRAM . . . . .	80 3031	-----	31,513.00
MISCELLANEOUS RECOVERIES AND REFUNDS, NOT OTHERWISE CLASSIFIED . . . . .	80 3099	21,450.06	13,126.69
TRUST FUND ACCOUNTS:			
INTERNATIONAL COOPERATION, NATIONAL AERONAUTICS AND SPACE ADMINISTRATION (42 USC 2475) . . . . .	80 8979	15,000.00	1,125,974.00
BUDGET CLEARING ACCOUNTS:			
BUDGET CLEARING ACCOUNT (SUSPENSE) . . . . .	80F3875	-45,450.14	-24,682.53
TOTAL, PROPRIETARY RECEIPTS FROM THE PUBLIC . . . . .		325,440.68	2,642,226.86
TOTAL, NATIONAL AERONAUTICS AND SPACE ADMINISTRATION. . . . .		325,490.98	2,643,725.97
VETERANS ADMINISTRATION			
BUDGET RECEIPTS			
GENERAL FUND ACCOUNTS:			
FEES FOR LEGAL AND JUDICIAL SERVICES, NOT OTHERWISE CLASSIFIED . . . . .	36 0869	747.75	3,844.65
MISCELLANEOUS FEES FOR REGULATORY AND JUDICIAL SERVICES, NOT OTHERWISE CLASSIFIED . . . . .	36 0890	90.00	596.00
FORFEITURES OF UNCLAIMED MONEY AND PROPERTY . . . . .	36 1060	430.19	3,189.36
FINES, PENALTIES, AND FORFEITURES, NOT OTHERWISE CLASSIFIED . . . . .	36 1099	1,072.45	3,384.01
CONTRIBUTIONS TO 'CONSCIENCE FUND' . . . . .	36 1210	55.00	2,713.17
GIFTS TO THE UNITED STATES, NOT OTHERWISE CLASSIFIED . . . . .	36 1299	3,714.71	1,812.51
TRUST FUND ACCOUNTS:			
DEPOSITS, GENERAL POST FUND, NATIONAL HOMES, VETERANS ADMINISTRATION (38 USC 5101-5227) . . . . .	36 8180.1	1,165,702.24	4,754,314.71
TOTAL, BUDGET RECEIPTS. . . . .		1,171,812.34	4,769,854.41

Table C - RECEIPTS BY ORGANIZATIONAL UNIT

CLASSIFICATION	RECEIPT SYMBOL	AMOUNT F.Y. 1976	AMOUNT T.Q.
VETERANS ADMINISTRATION-CONTINUED			
PROPRIETARY RECEIPTS FROM THE PUBLIC			
GENERAL FUND ACCOUNTS:			
MISCELLANEOUS INTEREST COLLECTIONS, NOT OTHERWISE CLASSIFIED . . . . .	36 1499	21,570.37	512.29
RENT AND BONUSES FROM LAND LEASES FOR RESOURCE EXPLORATION AND EXTRACTION . . . . .	36 1811	281.00	- - - - -
RENT OF LAND, NOT OTHERWISE CLASSIFIED . . . . .	36 1812	3,718.15	678.16
RENT OF REAL PROPERTY, NOT OTHERWISE CLASSIFIED . . . . .	36 1830	254,178.57	54,695.50
RENT OF EQUIPMENT AND OTHER PERSONAL PROPERTY . . . . .	36 1840	67.55	22.55
ROYALTIES ON NATURAL RESOURCES, NOT OTHERWISE CLASSIFIED . . . . .	36 2039	182,399.86	93,792.60
ROYALTIES ON PATENTS, TRADEMARKS, AND COPYRIGHTS . . . . .	36 2040	16.76	- - - - -
SALE OF AGRICULTURAL PRODUCTS, LIVESTOCK AND LIVESTOCK PRODUCTS . . . . .	36 2210	69.23	- - - - -
SALE OF POWER AND OTHER UTILITIES, NOT OTHERWISE CLASSIFIED . . . . .	36 2249	36,271.81	3,899.01
SALE OF PUBLICATIONS AND REPRODUCTIONS, NOT OTHERWISE CLASSIFIED . . . . .	36 2259	8,880.04	2,292.60
SALES OF MISCELLANEOUS PRODUCTS AND BY-PRODUCTS, NOT OTHERWISE CLASSIFIED . . . . .	36 2299	13,878.85	5,270.82
FEES AND OTHER CHARGES FOR ACCOUNTING AND AUDITING SERVICES . . . . .	36 2412	28,912.35	6,441.08
SERVICE CHARGES FOR ALLOTMENTS OF PAY FOR SAVINGS ACCOUNTS (P.L. 90-365) . . . . .	36 2417	174,513.87	41,884.70
FEES AND OTHER CHARGES FOR PROGRAM ADMINISTRATIVE SERVICES . . . . .	36 2419.1	1,586.75	199.90
FEES AND OTHER CHARGES FOR OTHER SERVICES . . . . .	36 2419.2	198,834.35	48,280.08
FEES AND OTHER CHARGES FOR SERVICES, FREEDOM OF INFORMATION ACT . . . . .	36 2419.3	1,054.45	576.20
COMMISSIONS ON TELEPHONE PAY STATIONS . . . . .	36 2423	401,188.39	95,574.67
FEES AND OTHER CHARGES FOR COMMUNICATION AND TRANSPORTATION SERVICES, NOT OTHERWISE CLASSIFIED . . . . .	36 2429	1,964.70	3,523.37
CHARGES FOR SUBSISTENCE, LAUNDRY AND HEALTH SERVICES . . . . .	36 2430	109,324.48	20,765.80
CHARGES FOR TESTING, INSPECTION AND GRADING SERVICES, NOT OTHERWISE CLASSIFIED . . . . .	36 2449	1,617.40	123.00
BUSINESS CONCESSIONS . . . . .	36 2465	161.36	85.57
OTHER FEES AND CHARGES FOR MISCELLANEOUS SERVICES . . . . .	36 2499	62,602.97	9,433.82
SALE OF OTHER REAL PROPERTY, NOT OTHERWISE CLASSIFIED . . . . .	36 2629	2,360.17	29.56
NET PROCEEDS FROM SURPLUS PROPERTY IN UNITED STATES (31 USC 725C) . . . . .	36 2637	14,032.70	1,782.42
PROCEEDS FROM SALE OF EQUIPMENT AND OTHER PERSONAL PROPERTY, NOT OTHERWISE CLASSIFIED . . . . .	36 2649	85,348.72	27,630.45
SALE OF SCRAP AND SALVAGE MATERIALS . . . . .	36 2650	96,946.10	73,555.06
REPAYMENT OF OTHER DOMESTIC LOANS . . . . .	36 2859	1,174.13	- - - - -
RECOVERIES FOR GOVERNMENT PROPERTY LOST OR DAMAGED, NOT OTHERWISE CLASSIFIED . . . . .	36 3019	45,860.52	11,547.67
MISCELLANEOUS RECOVERIES OF EXCESS PROFITS AND COSTS . . . . .	36 3032	823.83	17,985.46
REFUNDS OF ERRONEOUS PAYMENTS . . . . .	36 3060	9,964.76	1,516.24
RECOVERIES FOR BREACH OF CONTRACT . . . . .	36 3080	317,030.30	220,509.48
MISCELLANEOUS RECOVERIES AND REFUNDS, NOT OTHERWISE CLASSIFIED . . . . .	36 3099	150,802.51	34,877.09
TRUST FUND ACCOUNTS:			
PREMIUM AND OTHER RECEIPTS, NATIONAL SERVICE LIFE INSURANCE FUND (38 USC 720) . . . . .	36 8132.1	451,686,499.70	146,847,448.69
PREMIUM AND OTHER RECEIPTS, UNITED STATES GOVERNMENT LIFE INSURANCE FUND (36 USC 755) . . . . .	36 8150.1	6,355,547.88	1,402,137.38
BUDGET CLEARING ACCOUNTS:			
BUDGET CLEARING ACCOUNT (SUSPENSE) . . . . .	36F3875	-678,535.14	623,421.83
TOTAL, PROPRIETARY RECEIPTS FROM THE PUBLIC . . . . .		459,590,949.44	149,650,493.05

Table C - RECEIPTS BY ORGANIZATIONAL UNIT

CLASSIFICATION	RECEIPT SYMBOL	AMOUNT F.Y. 1976	AMOUNT T.Q.
VETERANS ADMINISTRATION-CONTINUED			
INTRABUDGETARY RECEIPTS DEDUCTED BY AGENCY			
TRUST FUND ACCOUNTS:			
PAYMENTS FROM GENERAL AND SPECIAL FUNDS, NATIONAL SERVICE LIFE INSURANCE FUND (38 USC 720) . . . . .	36 8132.3	2,100,995.04	510,579.79
PAYMENTS FROM GENERAL AND SPECIAL FUNDS, UNITED STATES GOVERNMENT LIFE INSURANCE FUND (38 USC 755) . . . . .	36 8150.3	38,893.14	9,799.71
TOTAL INTRABUDGETARY RECEIPTS DEDUCTED BY AGENCY. . . . .		<u>2,139,888.18</u>	<u>520,379.50</u>
UNDISTRIBUTED OFFSETTING RECEIPTS			
TRUST FUND ACCOUNTS:			
INTEREST AND PROFITS ON INVESTMENTS IN PUBLIC DEBT SECURITIES, NATIONAL SERVICE LIFE INSURANCE FUND (38 USC 720) . . . . .	36 8132.2	379,358,907.94	- - - - -
INTEREST AND PROFITS ON INVESTMENTS IN PARTICIPATION CERTIFICATES, NATIONAL SERVICE LIFE INSURANCE FUND (38 USC 720) . . . . .	36 8132.22	18,482,500.00	8,112,500.00
INTEREST AND PROFITS ON INVESTMENTS IN PUBLIC DEBT SECURITIES, UNITED STATES GOVERNMENT LIFE INSURANCE FUND (38 USC 755) . . . . .	36 8150.2	31,292,355.00	42,048.04
INTEREST ON INVESTMENTS, GENERAL PUST FUND, NATIONAL HOMES, VETERANS ADMINISTRATION (38 USC 5101-5228) . . . . .	36 8180.2	53,297.50	29,595.00
TOTAL, UNDISTRIBUTED OFFSETTING RECEIPTS . . . . .		<u>429,187,060.44</u>	<u>8,184,143.04</u>
TOTAL, VETERANS ADMINISTRATION. . . . .		<u>895,687,752.47</u>	<u>159,526,827.93</u>
INDEPENDENT AGENCIES			
ACTION			
BUDGET RECEIPTS			
GENERAL FUND ACCOUNTS:			
FURFEITURES OF UNCLAIMED MONEY AND PROPERTY . . . . .	44 1060	-795.35	- - - - -
FINES, PENALTIES, AND FORFEITURES, NOT OTHERWISE CLASSIFIED . . . . .	44 1099	18.00	- - - - -
TRUST FUND ACCOUNTS:			
GIFTS AND CONTRIBUTIONS, ACTION (22 USC 2509 (A) (3)) . . . . .	44 8981	56,316.41	11,458.26
TOTAL, BUDGET RECEIPTS. . . . .		<u>55,539.06</u>	<u>11,458.26</u>
PROPRIETARY RECEIPTS FROM THE PUBLIC			
GENERAL FUND ACCOUNTS:			
GAIN BY EXCHANGE . . . . .	44 1680	1,435.08	417.40
RENT OF REAL PROPERTY, NOT OTHERWISE CLASSIFIED . . . . .	44 1830	105.36	- - - - -
RENT OF EQUIPMENT AND OTHER PERSONAL PROPERTY . . . . .	44 1840	600.00	- - - - -
SALE OF PUBLICATIONS AND REPRODUCTIONS, NOT OTHERWISE CLASSIFIED . . . . .	44 2259	5.11	14.15
SERVICE CHARGES FOR ALLOTMENTS OF PAY FOR SAVINGS ACCOUNTS (P.L. 90-365) . . . . .	44 2417	1,112.26	212.10
FEES AND OTHER CHARGES FOR PROGRAM ADMINISTRATIVE SERVICES . . . . .	44 2419.1	462.83	379.38
FEES AND OTHER CHARGES FOR COMMUNICATION AND TRANSPORTATION SERVICES, NOT OTHERWISE CLASSIFIED . . . . .	44 2429	9,629.66	2,641.82
CHARGES FOR SUBSISTENCE, LAUNDRY AND HEALTH SERVICES . . . . .	44 2430	-9.60	- - - - -
OTHER FEES AND CHARGES FOR MISCELLANEOUS SERVICES . . . . .	44 2499	18.36	- - - - -

Table C - RECEIPTS BY ORGANIZATIONAL UNIT

CLASSIFICATION	RECEIPT SYMBOL	AMOUNT F.Y. 1976	AMOUNT T.Q.
INDEPENDENT AGENCIES-CONTINUED			
ACTION-CONTINUED			
SALE OF OTHER REAL PROPERTY, NOT OTHERWISE CLASSIFIED . . . . .	44 2629	941.05	-----
PROCEEDS FROM SALE OF EQUIPMENT AND OTHER PERSONAL PROPERTY, NOT OTHERWISE CLASSIFIED . .	44 2649	13,522.82	5,183.11
SALE OF SCRAP AND SALVAGE MATERIALS . . . . .	44 2650	29.37	-----
RECOVERIES FOR GOVERNMENT PROPERTY LOST JR DAMAGED, NOT OTHERWISE CLASSIFIED . . . . .	44 3019	155.56	-----
MISCELLANEOUS RECOVERIES AND REFUNDS, NOT OTHERWISE CLASSIFIED . . . . .	44 3099	6,978.32	612.01
TRUST FUND ACCOUNTS:			
ADVANCES FROM FOREIGN GOVERNMENTS, ACTION (22 USC 2509 (E)) . . . . .	44 8985	265,766.35	45,857.89
BUDGET CLEARING ACCOUNTS:			
BUDGET CLEARING ACCOUNT (SUSPENSE) . . . . .	44F3875	-109,387.81	62,499.62
TOTAL, PROPRIETARY RECEIPTS FROM THE PUBLIC . . . . .		191,364.72	117,817.48
TOTAL, ACTION . . . . .		246,903.78	129,275.74
AMERICAN BATTLE MONUMENTS COMMISSION			
BUDGET RECEIPTS			
TRUST FUND ACCOUNTS:			
CONTRIBUTIONS, AMERICAN BATTLE MONUMENTS COMMISSION (36 USC 128) . . . . .	74 8569	18,157.17	194,500.61
TOTAL, BUDGET RECEIPTS. . . . .		18,157.17	194,500.61
PROPRIETARY RECEIPTS FROM THE PUBLIC			
GENERAL FUND ACCOUNTS:			
RENT OF LAND, NOT OTHERWISE CLASSIFIED . . . . .	74 1812	-----	.21
RENT OF REAL PROPERTY, NOT OTHERWISE CLASSIFIED .	74 1830	166.94	-----
SALE OF TIMBER, WILDLIFE AND OTHER NATURAL LAND PRODUCTS, NOT OTHERWISE CLASSIFIED . . . . .	74 2229	1,053.58	-----
SERVICE CHARGES FOR ALLOTMENTS OF PAY FOR SAVINGS ACCOUNTS (P.L. 90-365) . . . . .	74 2417	18.36	4.50
FEES AND OTHER CHARGES FOR OTHER SERVICES . . . .	74 2419.2	1,434.78	1,109.50
FEES AND OTHER CHARGES FOR COMMUNICATION AND TRANSPORTATION SERVICES, NOT OTHERWISE CLASSIFIED . . . . .	74 2429	83.62	-----
NET PROCEEDS FROM SURPLUS AND EXCESS PROPERTY IN FOREIGN AREAS . . . . .	74 2633	305.15	298.32
PROCEEDS FROM SALE OF EQUIPMENT AND OTHER PERSONAL PROPERTY, NOT OTHERWISE CLASSIFIED . .	74 2649	145.50	-----
SALE OF SCRAP AND SALVAGE MATERIALS . . . . .	74 2650	565.47	16.73
TOTAL, PROPRIETARY RECEIPTS FROM THE PUBLIC . . . . .		3,773.40	1,429.26
TOTAL, AMERICAN BATTLE MONUMENTS COMMISSION. . . . .		21,930.57	195,929.87
CIVIL AERONAUTICS BOARD			
BUDGET RECEIPTS			
GENERAL FUND ACCOUNTS:			
MISCELLANEOUS FEES FOR REGULATORY AND JUDICIAL SERVICES, NOT OTHERWISE CLASSIFIED . . . . .	70 0890	1,282,724.37	280,856.73
FINES, PENALTIES, AND FORFEITURES, CUSTOMS, COMMERCE AND ANTITRUST LAWS . . . . .	70 1040	476,675.00	159,500.00
TOTAL, BUDGET RECEIPTS. . . . .		1,759,399.37	440,356.73

Table C - RECEIPTS BY ORGANIZATIONAL UNIT

CLASSIFICATION	RECEIPT SYMBOL	AMOUNT F.Y. 1976	AMOUNT T.Q.
INDEPENDENT AGENCIES-CONTINUED			
CIVIL AERONAUTICS BOARD-CONTINUED			
PROPRIETARY RECEIPTS FROM THE PUBLIC			
GENERAL FUND ACCOUNTS:			
MISCELLANEOUS INTEREST COLLECTIONS, NOT OTHERWISE CLASSIFIED . . . . .	70 1499	8,280.96	1,251.06
SERVICE CHARGES FOR ALLOTMENTS OF PAY FOR SAVINGS ACCOUNTS (P.L. 90-365) . . . . .	70 2417	784.44	192.60
FEES AND OTHER CHARGES FOR OTHER SERVICES . . . . .	70 2419.2	118,541.81	12,989.23
MISCELLANEOUS RECOVERIES AND REFUNDS, NOT OTHERWISE CLASSIFIED . . . . .	70 3099	708.63	57.86
TOTAL, PROPRIETARY RECEIPTS FROM THE PUBLIC . . . . .		128,315.84	14,490.75
TOTAL, CIVIL AERONAUTICS BOARD. . . . .		1,887,715.21	454,847.48
CIVIL SERVICE COMMISSION			
BUDGET RECEIPTS			
TRUST FUND ACCOUNTS:			
DEDUCTIONS FROM EMPLOYEES SALARIES, CIVIL SERVICE RETIREMENT AND DISABILITY FUND (5 USC 8331, 8334 (A)) . . . . .	24 8135.1	2,706,086,531.36	693,077,629.03
VOLUNTARY CONTRIBUTIONS, DONATIONS, SERVICE CREDIT PAYMENTS, ETC., CIVIL SERVICE RETIREMENT CONTRIBUTIONS FROM EMPLOYING NON-FEDERAL AGENCIES CIVIL SERVICE RETIREMENT AND DISABILITY FUND (5 USC 8334) . . . . .	24 8135.3	33,533,541.45	8,422,834.03
	24 8135.21	54,231,321.50	13,323,127.28
BUDGET CLEARING ACCOUNTS:			
DEDUCTIONS FROM EMPLOYEES SALARIES, CIVIL . . . . .	17F8135.1	-150,643.04	-1,378,012.38
DEDUCTIONS FROM EMPLOYEES SALARIES, CIVIL . . . . .	21F8135.1	1,744,788.53	2,130,823.87
DEDUCTIONS FROM EMPLOYEES SALARIES, CIVIL . . . . .	57F8135.1	136.56	301,210.77
DEDUCTIONS FROM EMPLOYEES SALARIES, CIVIL . . . . .	96F8135.1	-.40	- - - - -
TOTAL, BUDGET RECEIPTS. . . . .		2,795,445,675.96	715,877,612.60
PROPRIETARY RECEIPTS FROM THE PUBLIC			
GENERAL FUND ACCOUNTS:			
MISCELLANEOUS INTEREST COLLECTIONS, NOT OTHERWISE CLASSIFIED . . . . .	24 1499	3,547.62	96.25
SALE OF PUBLICATIONS AND REPRODUCTIONS, NOT OTHERWISE CLASSIFIED . . . . .	24 2259	155.90	-42.10
SALES OF MISCELLANEOUS PRODUCTS AND BY-PRODUCTS, NOT OTHERWISE CLASSIFIED . . . . .	24 2299	- - - - -	8.09
FEES AND OTHER CHARGES FOR ACCOUNTING AND AUDITING SERVICES . . . . .	24 2412	301.52	83.15
SERVICE CHARGES FOR ALLOTMENTS OF PAY FOR SAVINGS ACCOUNTS (P.L. 90-365) . . . . .	24 2417	5,752.62	1,678.86
FEES AND OTHER CHARGES FOR SERVICES, FREEDOM OF INFORMATION ACT . . . . .	24 2419.3	1,307.10	249.80
OTHER FEES AND CHARGES FOR MISCELLANEOUS SERVICES . . . . .	24 2499	2,718.20	1,052.60
PROCEEDS FROM SALE OF EQUIPMENT AND OTHER PERSONAL PROPERTY, NOT OTHERWISE CLASSIFIED . . . . .	24 2649	25.01	1,136.50
SALE OF SCRAP AND SALVAGE MATERIALS . . . . .	24 2650	44.15	132.00
RECOVERIES FOR GOVERNMENT PROPERTY LOST OR DAMAGED, NOT OTHERWISE CLASSIFIED . . . . .	24 3019	597.15	- - - - -
MISCELLANEOUS RECOVERIES AND REFUNDS, NOT OTHERWISE CLASSIFIED . . . . .	24 3099	1,030,224.88	- - - - -
BUDGET CLEARING ACCOUNTS:			
BUDGET CLEARING ACCOUNT (SUSPENSE) . . . . .	24F3875	4,869.00	-115.00
TOTAL, PROPRIETARY RECEIPTS FROM THE PUBLIC . . . . .		1,049,543.15	4,280.15

Table C - RECEIPTS BY ORGANIZATIONAL UNIT

CLASSIFICATION	RECEIPT SYMBOL	AMOUNT F.Y. 1976	AMOUNT T.Q.
INDEPENDENT AGENCIES-CONTINUED			
INTRABUDGETARY RECEIPTS DEDUCTED BY AGENCY			
TRUST FUND ACCOUNTS:			
FEDERAL CONTRIBUTION, CIVIL SERVICE RETIREMENT AND DISABILITY FUND (5 USC 8348 (F)) . . . . .	24 8135.5	4,750,491,000.00	245,000.00
RECEIPTS FROM CIVIL SERVICE RETIREMENT AND DISABILITY FUND, FOREIGN SERVICE RETIREMENT AND DISABILITY FUND (22 USC 1092) . . . . .	19 8186.5	3,399,498.14	1,412,972.51
BUDGET CLEARING ACCOUNTS:			
CONTRIBUTIONS TRANSFERRED FROM CIVIL SERVICE RETIREMENT AND DISABILITY FUND, FOREIGN SERVICE RETIREMENT AND DISABILITY FUND (SUSPENSE) . . . . .	67F8186.5	85,579.45	20,898.64
TOTAL INTRABUDGETARY RECEIPTS DEDUCTED BY AGENCY. . . . .		<u>4,753,976,077.59</u>	<u>1,678,871.15</u>
UNDISTRIBUTED OFFSETTING RECEIPTS			
TRUST FUND ACCOUNTS:			
EMPLOYING AGENCY CONTRIBUTIONS, CIVIL SERVICE RETIREMENT AND DISABILITY FUND (5 USC 8331, 8334 A) . . . . .	24 8135.2	2,082,174,204.19	598,004,473.20
INTEREST AND PROFITS ON INVESTMENTS IN PUBLIC DEBT SECURITIES, CIVIL SERVICE RETIREMENT AND DISABILITY FUND (5 USC 8348 (C)) . . . . .	24 8135.4	2,440,446,352.70	63,774,653.02
EMPLOYER'S CONTRIBUTIONS FROM OFF-BUDGET FEDERAL AGENCIES, CIVIL SERVICE RETIREMENT AND DISABILITY FUND (5 USC 8334) . . . . .	24 8135.22	623,885,621.91	95,137,553.07
SUPPLEMENTARY RETIREMENT CONTRIBUTIONS FROM OFF-BUDGET FEDERAL AGENCIES, CIVIL SERVICE RETIREMENT AND DISABILITY FUND (5 USC 8334) . . . . .	24 8135.23	385,041,000.00	- - - - -
INTEREST AND PROFITS ON INVESTMENTS IN PARTICIPATION CERTIFICATES, CIVIL SERVICE RETIREMENT AND DISABILITY FUND (5 USC 8348 (C)) . . . . .	24 8135.42	22,315,000.00	7,628,750.00
BUDGET CLEARING ACCOUNTS:			
EMPLOYING AGENCY CONTRIBUTIONS, SUSPENSE, CIVIL SERVICE RETIREMENT AND DISABILITY FUND . . . . .	17F8135.2	-2,309,964.39	-165,939.34
EMPLOYING AGENCY CONTRIBUTIONS, SUSPENSE, CIVIL SERVICE RETIREMENT AND DISABILITY FUND . . . . .	21F8135.2	318,356.42	-5,924,757.83
EMPLOYING AGENCY CONTRIBUTIONS, SUSPENSE, CIVIL SERVICE RETIREMENT AND DISABILITY FUND . . . . .	57F8135.2	136.56	333,388.77
EMPLOYING AGENCY CONTRIBUTIONS, SUSPENSE, CIVIL SERVICE RETIREMENT AND DISABILITY FUND . . . . .	96F8135.2	.40	- - - - -
TOTAL, UNDISTRIBUTED OFFSETTING RECEIPTS . . . . .		<u>5,551,870,707.79</u>	<u>758,788,120.89</u>
TOTAL, CIVIL SERVICE COMMISSION . . . . .		13,102,342,004.49	1,476,348,884.79
COMMUNITY SERVICES ADMINISTRATION			
BUDGET RECEIPTS			
GENERAL FUND ACCOUNTS:			
FORFEITURES OF UNCLAIMED MONEY AND PROPERTY . . . . .	81 1060	16.69	- - - - -
TOTAL, BUDGET RECEIPTS. . . . .		<u>16.69</u>	<u>- - - - -</u>
PROPRIETARY RECEIPTS FROM THE PUBLIC			
GENERAL FUND ACCOUNTS:			
INTEREST ON PUBLIC DEPOSITS . . . . .	81 1482	376,860.43	19,758.78
SERVICE CHARGES FOR ALLOTMENTS OF PAY FOR SAVINGS ACCOUNTS (P.L. 90-365) . . . . .	11 2417	1,380.48	331.80
SERVICE CHARGES FOR ALLOTMENTS OF PAY FOR SAVINGS ACCOUNTS (P.L. 90-365) . . . . .	81 2417	1,039.56	250.98

Table C - RECEIPTS BY ORGANIZATIONAL UNIT

CLASSIFICATION	RECEIPT SYMBOL	AMOUNT F.Y. 1976	AMOUNT T.Q.
INDEPENDENT AGENCIES-CONTINUED			
CONSUMER PRODUCT SAFETY COMMISSION-CONTINUED			
PROPRIETARY RECEIPTS FROM THE PUBLIC-CONTINUED			
GENERAL FUND ACCOUNTS-CONTINUED			
FEEs AND OTHER CHARGES FOR PROGRAM ADMINISTRATIVE SERVICES . . . . .	11 2419.1	663.75	72.00
FEEs AND OTHER CHARGES FOR OTHER SERVICES . . . . .	11 2419.2	78.50	- - - - -
FEEs AND OTHER CHARGES FOR OTHER SERVICES . . . . .	81 2419.2	187.80	256.45
PROCEEDS FROM SALE OF EQUIPMENT AND OTHER PERSONAL PROPERTY, NOT OTHERWISE CLASSIFIED . . . . .	81 2649	6,395.16	370.00
SALE OF SCRAP AND SALVAGE MATERIALS . . . . .	81 2650	1,208.57	1,245.55
RECOVERIES FOR GOVERNMENT PROPERTY LOST OR DAMAGED, NOT OTHERWISE CLASSIFIED . . . . .	81 3019	507.95	- - - - -
REFUNDS OF ERRONEOUS PAYMENTS . . . . .	81 3060	65.00	- - - - -
MISCELLANEOUS RECOVERIES AND REFUNDS, NOT OTHERWISE CLASSIFIED . . . . .	11 3099	32,678.56	5.00
MISCELLANEOUS RECOVERIES AND REFUNDS, NOT OTHERWISE CLASSIFIED . . . . .	81 3099	122.92	.23
BUDGET CLEARING ACCOUNTS:			
BUDGET CLEARING ACCOUNT (SUSPENSE) . . . . .	81F3875	-2,402.30	- - - - -
TOTAL, PROPRIETARY RECEIPTS FROM THE PUBLIC . . . . .		418,786.38	22,290.79
TOTAL, COMMUNITY SERVICES ADMINISTRATION . . . . .		418,803.07	22,290.79
CONSUMER PRODUCT SAFETY COMMISSION			
PROPRIETARY RECEIPTS FROM THE PUBLIC			
GENERAL FUND ACCOUNTS:			
SALE OF PUBLICATIONS AND REPRODUCTIONS, NOT OTHERWISE CLASSIFIED . . . . .	61 2259	7,216.48	837.62
FEEs AND OTHER CHARGES FOR ACCOUNTING AND AUDITING SERVICES . . . . .	61 2412	31.94	7.00
SERVICE CHARGES FOR ALLOTMENTS OF PAY FOR SAVINGS ACCOUNTS (P.L. 90-365) . . . . .	61 2417	768.30	197.40
CHARGES FOR TESTING, INSPECTION AND GRADING SERVICES, NOT OTHERWISE CLASSIFIED . . . . .	61 2449	40.52	12.76
FEEs AND OTHER CHARGES FOR SPECIAL BENEFITS, NOT OTHERWISE CLASSIFIED . . . . .	61 2469	943.27	117.92
MISCELLANEOUS RECOVERIES AND REFUNDS, NOT OTHERWISE CLASSIFIED . . . . .	61 3099	1,388.57	340.85
BUDGET CLEARING ACCOUNTS:			
BUDGET CLEARING ACCOUNT (SUSPENSE) . . . . .	61F3875	-477.25	422.06
TOTAL, PROPRIETARY RECEIPTS FROM THE PUBLIC . . . . .		9,911.83	1,935.61
TOTAL, CONSUMER PRODUCT SAFETY COMMISSION . . . . .		9,911.83	1,935.61
LOANS TO THE DISTRICT OF COLUMBIA			
PROPRIETARY RECEIPTS FROM THE PUBLIC			
GENERAL FUND ACCOUNTS:			
REPAYMENT OF LOANS TO THE DISTRICT OF COLUMBIA, TREASURY . . . . .	20 2950	- - - - -	11,454,007.49
REPAYMENT OF ADVANCES TO STADIUM SINKING FUND, TREASURY . . . . .	20 2951	- - - - -	831,600.00
REPAYMENT OF ADVANCES TO THE DISTRICT OF COLUMBIA GENERAL FUND, TREASURY . . . . .	20 2952	40,000,000.00	- - - - -
TOTAL, PROPRIETARY RECEIPTS FROM THE PUBLIC . . . . .		40,000,000.00	12,285,607.49
TOTAL, LOANS TO THE DISTRICT OF COLUMBIA . . . . .		40,000,000.00	12,285,607.49



Table C - RECEIPTS BY ORGANIZATIONAL UNIT

CLASSIFICATION	RECEIPT SYMBOL	AMOUNT F.Y. 1976	AMOUNT T.Q.
INDEPENDENT AGENCIES--CONTINUED			
EQUAL EMPLOYMENT OPPORTUNITY COMMISSION			
PROPRIETARY RECEIPTS FROM THE PUBLIC			
GENERAL FUND ACCOUNTS:			
SALE OF PUBLICATIONS AND REPRODUCTIONS, NOT OTHERWISE CLASSIFIED . . . . .	45 2259	50.00	13.17
FEEs AND OTHER CHARGES FOR OTHER SERVICES . . . . .	45 2419.2	5,907.25	2,199.85
FEEs AND OTHER CHARGES FOR SERVICES, FREEDOM OF INFORMATION ACT . . . . .	45 2419.3	2,966.15	597.45
COMMISSIONS ON TELEPHONE PAY STATIONS . . . . .	00 2423	16.49	65.48
MISCELLANEOUS RECOVERIES AND REFUNDS, NOT OTHERWISE CLASSIFIED . . . . .	45 3099	6,851.40	2,156.00
BUDGET CLEARING ACCOUNTS:			
BUDGET CLEARING ACCOUNT (SUSPENSE) . . . . .	45F3875	1,037.54	- - - - -
TOTAL, PROPRIETARY RECEIPTS FROM THE PUBLIC . . . . .		16,828.83	5,031.95
INTRABUDGETARY RECEIPTS DEDUCTED BY AGENCY			
BUDGET CLEARING ACCOUNTS:			
UNDISTRIBUTED INTRAGOVERNMENTAL PAYMENTS, EQUAL EMPLOYMENT OPPORTUNITY COMMISSION . . . . .	45F3885.13	- 91,820.00	- - - - -
TOTAL INTRABUDGETARY RECEIPTS DEDUCTED BY AGENCY . . . . .		-91,820.00	- - - - -
TOTAL, EQUAL EMPLOYMENT OPPORTUNITY COMMISSION . . . . .		-74,991.17	5,031.95
FARM CREDIT ADMINISTRATION			
PROPRIETARY RECEIPTS FROM THE PUBLIC			
GENERAL FUND ACCOUNTS:			
SERVICE CHARGES FOR ALLOTMENTS OF PAY FOR SAVINGS ACCOUNTS (P.L. 90-365) . . . . .	78 2417	156.54	35.10
FEEs AND OTHER CHARGES FOR OTHER SERVICES . . . . .	78 2419.2	1,676.17	173.12
TOTAL, PROPRIETARY RECEIPTS FROM THE PUBLIC . . . . .		1,832.71	208.22
TOTAL, FARM CREDIT ADMINISTRATION . . . . .		1,832.71	208.22
FEDERAL COMMUNICATIONS COMMISSION			
BUDGET RECEIPTS			
GENERAL FUND ACCOUNTS:			
REGISTRATION AND FILING FEES . . . . .	27 0850	86,958,678.91	7,098,751.79
FINES, PENALTIES, AND FORFEITURES, NOT OTHERWISE CLASSIFIED . . . . .	27 1099	321,835.99	35,391.33
TOTAL, BUDGET RECEIPTS . . . . .		87,280,514.90	7,134,143.12
PROPRIETARY RECEIPTS FROM THE PUBLIC			
GENERAL FUND ACCOUNTS:			
RENT OF REAL PROPERTY, NOT OTHERWISE CLASSIFIED . . . . .	27 1830	3,689.47	1,800.00
ROYALTIES ON NATURAL RESOURCES, NOT OTHERWISE CLASSIFIED . . . . .	27 2039	28.50	237.00
FEEs AND OTHER CHARGES FOR ACCOUNTING AND AUDITING SERVICES . . . . .	27 2412	2.50	.70
SERVICE CHARGES FOR ALLOTMENTS OF PAY FOR SAVINGS ACCOUNTS (P.L. 90-365) . . . . .	27 2417	1,537.38	458.16
OVERTIME SERVICE, FEDERAL COMMUNICATIONS COMMISSION (47 USC 154 (F) (3) ) . . . . .	27 2441	9,992.70	5,000.62

Table C -- RECEIPTS BY ORGANIZATIONAL UNIT

CLASSIFICATION	RECEIPT SYMBOL	AMOUNT F.Y. 1976	AMOUNT T.Q.
INDEPENDENT AGENCIES--CONTINUED			
FEDERAL COMMUNICATIONS COMMISSION--CONTINUED			
PROPRIETARY RECEIPTS FROM THE PUBLIC--CONTINUED			
GENERAL FUND ACCOUNTS--CONTINUED			
SALE OF SCRAP AND SALVAGE MATERIALS . . . . .	27 2650	76.75	-----
BUDGET CLEARING ACCOUNTS:			
BUDGET CLEARING ACCOUNT (SUSPENSE) . . . . .	27F3875	36.00	47.40
TOTAL, PROPRIETARY RECEIPTS FROM THE PUBLIC . . . . .		15,363.30	7,543.88
TOTAL, FEDERAL COMMUNICATIONS COMMISSION. . . . .		87,295,878.20	7,141,687.00
FEDERAL ENERGY ADMINISTRATION			
BUDGET RECEIPTS			
GENERAL FUND ACCOUNTS:			
FEES FOR LEGAL AND JUDICIAL SERVICES, NOT OTHERWISE CLASSIFIED . . . . .	92 0869	-----	-20.00
FEES FOR LEGAL AND JUDICIAL SERVICES, NOT OTHERWISE CLASSIFIED . . . . .	95 0869	41.60	-----
FEES FOR LICENSES TO IMPORT PETROLEUM AND PETROLEUM PRODUCTS . . . . .	92 0880	220,222,862.46	1,670,102,944.47
FINES, PENALTIES, AND FORFEITURES, ECONOMIC STABILIZATION LAWS . . . . .	92 1020	329,699.00	366,081.51
FINES, PENALTIES, AND FORFEITURES, ECONOMIC STABILIZATION LAWS . . . . .	95 1020	1,150,748.62	-----
FEES FOR LICENSES TO IMPORT PETROLEUM AND PETROLEUM PRODUCTS HELD FROM AUGUST 11, 1975 UNTIL ADJUDICATED BY COURT ORDER, FEDERAL ENERGY ADMINISTRATION . . . . .	92 6088	1,670,102,944.47	-1,670,102,944.47
SPECIAL FUND ACCOUNTS:			
PAYMENTS TO U.S. VIRGIN ISLANDS AND PUERTO RICO, FEDERAL ENERGY ADMINISTRATION 89 STAT 177 . . . . .	95 5816	4,802,470.79	-----
TOTAL, BUDGET RECEIPTS. . . . .		1,896,608,766.94	366,061.51
PROPRIETARY RECEIPTS FROM THE PUBLIC			
GENERAL FUND ACCOUNTS:			
MISCELLANEOUS INTEREST COLLECTIONS, NOT OTHERWISE CLASSIFIED . . . . .	92 1499	-----	65,110,527.30
MISCELLANEOUS DIVIDENDS AND EARNINGS, NOT OTHERWISE CLASSIFIED . . . . .	92 1699	-----	198.00
SERVICE CHARGES FOR ALLOTMENTS OF PAY FOR SAVINGS ACCOUNTS (P.L. 90-365) . . . . .	92 2417	696.36	514.86
SERVICE CHARGES FOR ALLOTMENTS OF PAY FOR SAVINGS ACCOUNTS P.L. 90-365 . . . . .	95 2417	1,666.36	-----
FEES AND OTHER CHARGES FOR SERVICES, FREEDOM OF INFORMATION ACT . . . . .	92 2419.3	- 608.45	4,885.00
FEES AND OTHER CHARGES FOR SERVICES, FREEDOM OF INFORMATION ACT . . . . .	95 2419.3	3,035.15	-----
BUDGET CLEARING ACCOUNTS:			
BUDGET CLEARING ACCOUNT (SUSPENSE) . . . . .	92F3875	-11,752.31	-----
TOTAL, PROPRIETARY RECEIPTS FROM THE PUBLIC . . . . .		-6,962.89	65,116,125.16
TOTAL, FEDERAL ENERGY ADMINISTRATION. . . . .		1,896,601,804.05	65,482,186.67
FEDERAL MARITIME COMMISSION			
BUDGET RECEIPTS			
GENERAL FUND ACCOUNTS:			
REGISTRATION AND FILING FEES . . . . .	65 0850	151,843.73	38,035.00
FINES, PENALTIES, AND FORFEITURES, NOT OTHERWISE CLASSIFIED . . . . .	65 1099	347,165.71	18,536.13
TOTAL, BUDGET RECEIPTS. . . . .		499,009.44	56,571.13

Table C - RECEIPTS BY ORGANIZATIONAL UNIT

CLASSIFICATION	RECEIPT SYMBOL	AMOUNT F.Y. 1976	AMOUNT T.Q.
INDEPENDENT AGENCIES-CONTINUED			
FEDERAL MARITIME COMMISSION -CONTINUED			
PROPRIETARY RECEIPTS FROM THE PUBLIC			
GENERAL FUND ACCOUNTS:			
RENT OF REAL PROPERTY, NOT OTHERWISE CLASSIFIED .	65 1830	6,389.75	1,618.50
SALE OF PUBLICATIONS AND REPRODUCTIONS, NOT OTHERWISE CLASSIFIED . . . . .	65 2259	24,339.20	2,144.60
MISCELLANEOUS RECOVERIES AND REFUNDS, NOT OTHERWISE CLASSIFIED . . . . .	65 3099	239.85	- - - - -
TOTAL, PROPRIETARY RECEIPTS FROM THE PUBLIC . . . . .		30,968.80	4,363.10
TOTAL, FEDERAL MARITIME COMMISSION. .		529,978.24	60,934.23
FEDERAL MEDIATION AND CONCILIATION SERVICE			
PROPRIETARY RECEIPTS FROM THE PUBLIC			
GENERAL FUND ACCOUNTS:			
SERVICE CHARGES FOR ALLOTMENTS OF PAY FOR SAVINGS ACCOUNTS (P.L. 90-365) . . . . .	93 2417	780.96	197.64
BUDGET CLEARING ACCOUNTS:			
BUDGET CLEARING ACCOUNT (SUSPENSE) . . . . .	93F3875	4.31	3.07
TOTAL, PROPRIETARY RECEIPTS FROM THE PUBLIC . . . . .		785.27	200.71
TOTAL, FEDERAL MEDIATION AND CONCILIATION SERVICE. . . . .		785.27	200.71
FEDERAL POWER COMMISSION			
BUDGET RECEIPTS			
GENERAL FUND ACCOUNTS:			
REGISTRATION AND FILING FEES . . . . .	26 0850	4,105,949.86	2,800,392.42
MISCELLANEOUS FEES FOR REGULATORY AND JUDICIAL SERVICES, NOT OTHERWISE CLASSIFIED . . . . .	26 0890	5,145,622.04	519,462.64
FINES, PENALTIES, AND FORFEITURES, CUSTOMS, COMMERCE AND ANTITRUST LAWS . . . . .	26 1040	777.65	47.32
SPECIAL FUND ACCOUNTS:			
LICENSES UNDER FEDERAL POWER ACT, IMPROVEMENTS OF NAVIGABLE WATER (100 PERCENT) (16 USC 810) . .	26 5012	-68,953.00	68,953.00
LICENSES UNDER FEDERAL POWER ACT FROM PUBLIC LANDS AND NATIONAL FORESTS, PAYMENT TO STATES (37-1/2 PERCENT)(16 USC 810) . . . . .	26 5105	107,084.39	11.37
TOTAL, BUDGET RECEIPTS. . . . .		9,290,480.94	3,388,866.75
PROPRIETARY RECEIPTS FROM THE PUBLIC			
GENERAL FUND ACCOUNTS:			
SALE OF PUBLICATIONS AND REPRODUCTIONS, NOT OTHERWISE CLASSIFIED . . . . .	26 2259	10,025.13	8,362.45
SERVICE CHARGES FOR ALLOTMENTS OF PAY FOR SAVINGS ACCOUNTS (P.L. 90-365) . . . . .	26 2417	898.50	222.36
FEES AND OTHER CHARGES FOR PROGRAM ADMINISTRATIVE SERVICES . . . . .	26 2419.1	4,061.01	1,342.00
BUDGET CLEARING ACCOUNTS:			
BUDGET CLEARING ACCOUNT (SUSPENSE) . . . . .	26F3875	5.27	- - - - -
TOTAL, PROPRIETARY RECEIPTS FROM THE PUBLIC . . . . .		14,989.91	9,926.81
TOTAL, FEDERAL POWER COMMISSION . . .		9,305,470.85	3,398,793.56

Table C - RECEIPTS BY ORGANIZATIONAL UNIT

CLASSIFICATION	RECEIPT SYMBOL	AMOUNT F. Y. 1976	AMOUNT T. Q.
INDEPENDENT AGENCIES-CONTINUED			
FEDERAL TRADE COMMISSION			
BUDGET RECEIPTS			
GENERAL FUND ACCOUNTS:			
FINES, PENALTIES, AND FORFEITURES, CUSTOMS, COMMERCE AND ANTITRUST LAWS . . . . .	29 1040	605,532.77	96,694.26
TOTAL, BUDGET RECEIPTS. . . . .		<u>605,532.77</u>	<u>96,694.26</u>
PROPRIETARY RECEIPTS FROM THE PUBLIC			
GENERAL FUND ACCOUNTS:			
SALE OF PUBLICATIONS AND REPRODUCTIONS, NOT OTHERWISE CLASSIFIED . . . . .	29 2259	35,603.00	10,435.72
FEES AND OTHER CHARGES FOR ACCOUNTING AND AUDITING SERVICES . . . . .	29 2412	16.76	5.56
SERVICE CHARGES FOR ALLOTMENTS OF PAY FOR SAVINGS ACCOUNTS (P.L. 90-365) . . . . .	29 2417	1,341.60	335.04
BUDGET CLEARING ACCOUNTS:			
BUDGET CLEARING ACCOUNT (SUSPENSE) . . . . .	29F3875	193,857.31	11,626.29
TOTAL, PROPRIETARY RECEIPTS FROM THE PUBLIC . . . . .		<u>230,818.67</u>	<u>22,402.61</u>
TOTAL, FEDERAL TRADE COMMISSION . . . . .		<u>836,351.44</u>	<u>119,096.87</u>
JAPAN-UNITED STATES FRIENDSHIP COMMISSION			
INTRABUDGETARY RECEIPTS DEDUCTED BY AGENCY			
TRUST FUND ACCOUNTS:			
PRINCIPLE, FEDERAL PAYMENT, JAPAN-UNITED STATES FRIENDSHIP COMMISSION TRUST FUND . . . . .	95 8025.1	17,923,428.68	- - - - -
TOTAL INTRABUDGETARY RECEIPTS DEDUCTED BY AGENCY. . . . .		<u>17,923,428.68</u>	<u>- - - - -</u>
UNDISTRIBUTED OFFSETTING RECEIPTS			
TRUST FUND ACCOUNTS:			
INTEREST ON INVESTMENTS IN PUBLIC DEBT SECURITIES, JAPAN-UNITED STATES FRIENDSHIP COMMISSION TRUST FUND . . . . .	95 8025.2	752,917.32	264,074.07
TOTAL, UNDISTRICTED OFFSETTING RECEIPTS . . . . .		<u>752,917.32</u>	<u>264,074.07</u>
TOTAL, JAPAN-UNITED STATES FRIENDSHIP COMMISSION. . . . .		<u>18,676,346.00</u>	<u>264,074.07</u>
AMERICAN REVOLUTION BICENTENNIAL ADMINISTRATION			
BUDGET RECEIPTS			
TRUST FUND ACCOUNTS:			
DONATIONS, AMERICAN REVOLUTION BICENTENNIAL ADMINISTRATION (80 STAT. 261) . . . . .	76 8091	5,762.60	- - - - -
TOTAL, BUDGET RECEIPTS. . . . .		<u>5,762.60</u>	<u>- - - - -</u>

Table C -- RECEIPTS BY ORGANIZATIONAL UNIT

CLASSIFICATION	RECEIPT SYMBOL	AMOUNT F.Y. 1976	AMOUNT T.Q.
INDEPENDENT AGENCIES--CONTINUED			
AMERICAN REVOLUTION BICENTENNIAL ADMINISTRATION-- CONTINUED			
PROPRIETARY RECEIPTS FROM THE PUBLIC			
GENERAL FUND ACCOUNTS:			
SERVICE CHARGES FOR ALLOTMENTS OF PAY FOR SAVINGS ACCOUNTS (P.L. 90-365) . . . . .	76 2417	109.98	30.06
FEES AND OTHER CHARGES FOR COMMUNICATION AND TRANSPORTATION SERVICES, NOT OTHERWISE CLASSIFIED . . . . .	76 2429	12,157.00	2,583.26
SPECIAL FUND ACCOUNTS:			
COMMEMORATIVE ACTIVITIES FUND, AMERICAN REVOLUTION BICENTENNIAL ADMINISTRATION (87 STAT. 698) . . . . .	76 5077	18,148,986.65	7,996,433.69
TOTAL, PROPRIETARY RECEIPTS FROM THE PUBLIC . . . . .		18,161,253.63	7,999,047.01
TOTAL, AMERICAN REVOLUTION BICENTENNIAL ADMINISTRATION . . . . .		18,167,016.23	7,999,047.01
INDIAN CLAIMS COMMISSION			
PROPRIETARY RECEIPTS FROM THE PUBLIC			
GENERAL FUND ACCOUNTS:			
SERVICE CHARGES FOR ALLOTMENTS OF PAY FOR SAVINGS ACCOUNTS P.L. 90-365 . . . . .	95 2417	47.04	10.20
TOTAL, PROPRIETARY RECEIPTS FROM THE PUBLIC . . . . .		47.04	10.20
TOTAL, INDIAN CLAIMS COMMISSION . . . . .		47.04	10.20
ADVISORY COMMISSION ON INTERGOVERNMENTAL RELATIONS			
BUDGET RECEIPTS			
TRUST FUND ACCOUNTS:			
CONTRIBUTIONS, ADVISORY COMMISSION ON INTERGOVERNMENTAL RELATIONS (42 USC 4279) . . . . .	55 8155.1	35,416.00	-----
TOTAL, BUDGET RECEIPTS. . . . .		35,416.00	-----
TOTAL, ADVISORY COMMISSION ON INTERGOVERNMENTAL RELATIONS . . . . .		35,416.00	-----
APPALACHIAN REGIONAL COMMISSION			
PROPRIETARY RECEIPTS FROM THE PUBLIC			
TRUST FUND ACCOUNTS:			
FEES FOR SERVICES, APPALACHIAN REGIONAL COMMISSION (40 APP. USC 105) . . . . .	46 8090.3	1,560,000.00	414,000.00
TOTAL, PROPRIETARY RECEIPTS FROM THE PUBLIC . . . . .		1,560,000.00	414,000.00
INTRABUDGETARY RECEIPTS DEDUCTED BY AGENCY			
TRUST FUND ACCOUNTS:			
GENERAL FUND CONTRIBUTIONS, APPALACHIAN REGIONAL COMMISSION (40 APP. USC 105) . . . . .	46 8090.1	1,810,000.00	477,000.00
TOTAL INTRABUDGETARY RECEIPTS DEDUCTED BY AGENCY. . . . .		1,810,000.00	477,000.00
TOTAL, APPALACHIAN REGIONAL COMMISSION. . . . .		3,370,000.00	891,000.00

Table C - RECEIPTS BY ORGANIZATIONAL UNIT

CLASSIFICATION	RECEIPT SYMBOL	AMOUNT F.Y. 1976	AMOUNT T.Q.
INDEPENDENT AGENCIES-CONTINUED			
INTERSTATE COMMERCE COMMISSION			
BUDGET RECEIPTS			
GENERAL FUND ACCOUNTS:			
REGISTRATION AND FILING FEES	30 0850	2,971,490.65	863,313.42
FINES, PENALTIES, AND FORFEITURES, CUSTOMS, COMMERCE AND ANTITRUST LAWS	30 1040	1,328,394.98	412,166.00
FINES, PENALTIES, AND FORFEITURES, NOT OTHERWISE CLASSIFIED	30 1099	7,555.35	3,117.45
TOTAL, BUDGET RECEIPTS.		4,307,440.98	1,278,596.87
PROPRIETARY RECEIPTS FROM THE PUBLIC			
GENERAL FUND ACCOUNTS:			
FEES AND OTHER CHARGES FOR ACCOUNTING AND AUDITING SERVICES	30 2412	123.52	27.88
SERVICE CHARGES FOR ALLOTMENTS OF PAY FOR SAVINGS ACCOUNTS (P.L. 90-365)	30 2417	1,934.94	475.20
FEES AND OTHER CHARGES FOR OTHER SERVICES	30 2419.2	23,116.37	6,502.65
COMMISSIONS ON TELEPHONE PAY STATIONS	30 2423	4.52	2.56
RECOVERIES FROM RAILROAD LOAN GUARANTEES, INTERSTATE COMMERCE COMMISSION	30 2919	4,184,511.70	179,112.50
MISCELLANEOUS RECOVERIES AND REFUNDS, NOT OTHERWISE CLASSIFIED	30 3099	3,256.23	963.78
BUDGET CLEARING ACCOUNTS:			
BUDGET CLEARING ACCOUNT (SUSPENSE)	30F3875	-48.30	- - - - -
TOTAL, PROPRIETARY RECEIPTS FROM THE PUBLIC		4,212,898.98	187,084.57
TOTAL, INTERSTATE COMMERCE COMMISSION		8,520,339.96	1,465,681.44
NATIONAL CAPITAL PLANNING COMMISSION			
PROPRIETARY RECEIPTS FROM THE PUBLIC			
GENERAL FUND ACCOUNTS:			
RENT OF LAND, NOT OTHERWISE CLASSIFIED	32 1812	16.98	- - - - -
REFUNDS OF ERRONEOUS PAYMENTS	32 3060	- - - - -	46.88
MISCELLANEOUS RECOVERIES AND REFUNDS, NOT OTHERWISE CLASSIFIED	32 3099	398.93	38.20
TOTAL, PROPRIETARY RECEIPTS FROM THE PUBLIC		415.91	85.08
TOTAL, NATIONAL CAPITAL PLANNING COMMISSION		415.91	85.08
NATIONAL COMMISSION ON LIBRARIES AND INFORMATION SCIENCE			
PROPRIETARY RECEIPTS FROM THE PUBLIC			
TRUST FUND ACCOUNTS:			
CONTRIBUTIONS, NATIONAL COMMISSION ON LIBRARIES AND INFORMATION SCIENCE (20 USC 1503)	77 8078	151.50	32.08
TOTAL, PROPRIETARY RECEIPTS FROM THE PUBLIC		151.50	32.08
TOTAL, NATIONAL COMMISSION ON LIBRARIES AND INFORMATION SCIENCE		151.50	32.08

Table C - RECEIPTS BY ORGANIZATIONAL UNIT

CLASSIFICATION	RECEIPT SYMBOL	AMOUNT F.Y. 1976	AMOUNT T.Q.
INDEPENDENT AGENCIES-CONTINUED			
NATIONAL FOUNDATION ON THE ARTS AND THE HUMANITIES			
BUDGET RECEIPTS			
GENERAL FUND ACCOUNTS:			
MISCELLANEOUS FEES FOR REGULATORY AND JUDICIAL SERVICES, NOT OTHERWISE CLASSIFIED . . . . .	59 0890	90.00	- - - - -
GIFTS TO THE UNITED STATES, NOT OTHERWISE CLASSIFIED . . . . .	59 1299	.40	- - - - -
TRUST FUND ACCOUNTS:			
GIFTS AND DONATIONS, NATIONAL FOUNDATION ON THE ARTS AND THE HUMANITIES (20 USC 959) . . . . .	59 8040	7,577,937.46	1,732,753.92
TOTAL, BUDGET RECEIPTS. . . . .		<u>7,578,027.86</u>	<u>1,732,753.92</u>
PROPRIETARY RECEIPTS FROM THE PUBLIC			
GENERAL FUND ACCOUNTS:			
MISCELLANEOUS INTEREST COLLECTIONS, NOT OTHERWISE CLASSIFIED . . . . .	59 1499	1,950.67	130.14
SERVICE CHARGES FOR ALLOTMENTS OF PAY FOR SAVINGS ACCOUNTS (P.L. 90-365) . . . . .	59 2417	415.18	124.20
FEES AND OTHER CHARGES FOR SERVICES, FREEDOM OF INFORMATION ACT . . . . .	59 2419.3	38.20	- - - - -
MISCELLANEOUS RECOVERIES AND REFUNDS, NOT OTHERWISE CLASSIFIED . . . . .	59 3099	233.00	- - - - -
TOTAL, PROPRIETARY RECEIPTS FROM THE PUBLIC . . . . .		<u>2,637.05</u>	<u>254.34</u>
TOTAL, NATIONAL FOUNDATION ON THE ARTS AND THE HUMANITIES . . . . .		<u>7,580,664.91</u>	<u>1,733,008.26</u>
NATIONAL LABOR RELATIONS BOARD			
BUDGET RECEIPTS			
GENERAL FUND ACCOUNTS:			
FORFEITURES OF UNCLAIMED MONEY AND PROPERTY . . .	63 1060	5,168.59	- - - - -
TOTAL, BUDGET RECEIPTS. . . . .		<u>5,168.59</u>	<u>- - - - -</u>
PROPRIETARY RECEIPTS FROM THE PUBLIC			
GENERAL FUND ACCOUNTS:			
SALE OF PUBLICATIONS AND REPRODUCTIONS, NOT OTHERWISE CLASSIFIED . . . . .	63 2259	68.66	- - - - -
SERVICE CHARGES FOR ALLOTMENTS OF PAY FOR SAVINGS ACCOUNTS (P.L. 90-365) . . . . .	63 2417	2,479.50	738.60
FEES AND OTHER CHARGES FOR OTHER SERVICES . . . . .	63 2419.2	614.81	13.64
FEES AND OTHER CHARGES FOR SERVICES, FREEDOM OF INFORMATION ACT . . . . .	63 2419.3	1,478.45	612.10
PROCEEDS FROM SALE OF EQUIPMENT AND OTHER PERSONAL PROPERTY, NOT OTHERWISE CLASSIFIED . . .	63 2649	24.33	05.26
RECOVERIES FOR GOVERNMENT PROPERTY LOST OR DAMAGED, NOT OTHERWISE CLASSIFIED . . . . .	63 3019	124.10	- - - - -
MISCELLANEOUS RECOVERIES AND REFUNDS, NOT OTHERWISE CLASSIFIED . . . . .	63 3099	187,106.56	34,227.23
TOTAL, PROPRIETARY RECEIPTS FROM THE PUBLIC . . . . .		<u>191,896.41</u>	<u>35,656.83</u>
TOTAL, NATIONAL LABOR RELATIONS BOARD . . . . .		<u>197,065.00</u>	<u>35,656.83</u>
NATIONAL MEDIATION BOARD			
PROPRIETARY RECEIPTS FROM THE PUBLIC			
GENERAL FUND ACCOUNTS:			
FEES AND OTHER CHARGES FOR OTHER SERVICES . . . . .	22 2419.2	4,602.25	500.95
TOTAL, PROPRIETARY RECEIPTS FROM THE PUBLIC . . . . .		<u>4,602.25</u>	<u>500.95</u>
TOTAL, NATIONAL MEDIATION BOARD . . . . .		<u>4,602.25</u>	<u>500.95</u>

Table C - RECEIPTS BY ORGANIZATIONAL UNIT

CLASSIFICATION	RECEIPT SYMBOL	AMOUNT F.Y. 1976	AMOUNT T.Q.
INDEPENDENT AGENCIES-CONTINUED			
NATIONAL SCIENCE FOUNDATION			
BUDGET RECEIPTS			
TRUST FUND ACCOUNTS:			
DONATIONS TO NATIONAL SCIENCE FOUNDATION (42 USC 1870)	49 8960	1,605,173.77	1,302,053.63
TOTAL, BUDGET RECEIPTS.		<u>1,605,173.77</u>	<u>1,302,053.63</u>
PROPRIETARY RECEIPTS FROM THE PUBLIC			
GENERAL FUND ACCOUNTS:			
MISCELLANEOUS INTEREST COLLECTIONS, NOT OTHERWISE CLASSIFIED	49 1499	939.98	234.03
RENT OF REAL PROPERTY, NOT OTHERWISE CLASSIFIED	49 1830	89.80	10.00
ROYALTIES ON PATENTS, TRADEMARKS, AND COPYRIGHTS	49 2040	1,503,874.41	216,621.18
SALE OF PUBLICATIONS AND REPRODUCTIONS, NOT OTHERWISE CLASSIFIED	49 2259	32,202.94	2,217.28
SERVICE CHARGES FOR ALLOTMENTS OF PAY FOR SAVINGS ACCOUNTS (P.L. 90-365)	49 2417	1,255.14	606.12
OTHER FEES AND CHARGES FOR MISCELLANEOUS SERVICES	49 2499	1,396.80	31,334.36
PROCEEDS FROM SALE OF EQUIPMENT AND OTHER PERSONAL PROPERTY, NOT OTHERWISE CLASSIFIED	49 2649	31.00	- - - - -
MISCELLANEOUS RECOVERIES AND REFUNDS, NOT OTHERWISE CLASSIFIED	49 3099	35,198.85	83,889.33
BUDGET CLEARING ACCOUNTS:			
BUDGET CLEARING ACCOUNT (SUSPENSE)	49F3875	-3,520.00	- - - - -
TOTAL, PROPRIETARY RECEIPTS FROM THE PUBLIC		<u>1,571,468.92</u>	<u>334,912.30</u>
TOTAL, NATIONAL SCIENCE FOUNDATION.		<u>3,176,642.69</u>	<u>1,636,965.93</u>
NATIONAL TRANSPORTATION SAFETY BOARD			
PROPRIETARY RECEIPTS FROM THE PUBLIC			
GENERAL FUND ACCOUNTS:			
SERVICE CHARGES FOR ALLOTMENTS OF PAY FOR SAVINGS ACCOUNTS P.L. 90-365	95 2417	166.98	104.70
FEES AND OTHER CHARGES FOR PROGRAM ADMINISTRATIVE SERVICES	95 2419.1	2,903.60	- - - - -
FEES AND OTHER CHARGES FOR OTHER SERVICES	95 2419.2	10,583.37	4,414.04
TOTAL, PROPRIETARY RECEIPTS FROM THE PUBLIC		<u>13,653.95</u>	<u>4,518.74</u>
TOTAL, NATIONAL TRANSPORTATION SAFETY BOARD		<u>13,653.95</u>	<u>4,518.74</u>
NUCLEAR REGULATORY COMMISSION			
BUDGET RECEIPTS			
GENERAL FUND ACCOUNTS:			
MISCELLANEOUS FEES FOR REGULATORY AND JUDICIAL SERVICES, NOT OTHERWISE CLASSIFIED	31 0890	16,414,283.58	3,155,849.04
FINES, PENALTIES, AND FORFEITURES, NOT OTHERWISE CLASSIFIED	31 1099	106,425.00	65,850.00
TOTAL, BUDGET RECEIPTS.		<u>16,520,708.58</u>	<u>3,221,699.04</u>



Table C - RECEIPTS BY ORGANIZATIONAL UNIT

CLASSIFICATION	RECEIPT SYMBOL	AMOUNT F.Y. 1976	AMOUNT T.Q.
INDEPENDENT AGENCIES-CONTINUED			
NUCLEAR REGULATORY COMMISSION-CONTINUED			
PROPRIETARY RECEIPTS FROM THE PUBLIC			
GENERAL FUND ACCOUNTS:			
RENT OF REAL PROPERTY, NOT OTHERWISE CLASSIFIED . . . . .	31 1830	- - - - -	261.40
RENT OF EQUIPMENT AND OTHER PERSONAL PROPERTY . . . . .	31 1840	817.00	- - - - -
SALE OF PUBLICATIONS AND REPRODUCTIONS, NOT OTHERWISE CLASSIFIED . . . . .	31 2259	- - - - -	6,835.55
FEES AND OTHER CHARGES FOR ACCOUNTING AND AUDITING SERVICES . . . . .	31 2412	56.82	15.86
SERVICE CHARGES FOR ALLOTMENTS OF PAY FOR SAVINGS ACCOUNTS (P.L. 90-365) . . . . .	31 2417	2,251.14	677.28
FEES AND OTHER CHARGES FOR OTHER SERVICES . . . . .	31 2419.2	21,786.10	1,930.29
PROCEEDS FROM SALE OF EQUIPMENT AND OTHER PERSONAL PROPERTY, NOT OTHERWISE CLASSIFIED . . . . .	31 2649	1.00	- - - - -
MISCELLANEOUS RECOVERIES AND REFUNDS, NOT OTHERWISE CLASSIFIED . . . . .	31 3099	1,221.80	8,965.00
MISCELLANEOUS RECOVERIES AND REFUNDS, NOT OTHERWISE CLASSIFIED . . . . .	95 3099	427,972.00	- - - - -
TOTAL, PROPRIETARY RECEIPTS FROM THE PUBLIC . . . . .		<u>454,105.86</u>	<u>18,685.38</u>
TOTAL, NUCLEAR REGULATORY COMMISSION.		<u>16,974,814.44</u>	<u>3,240,384.42</u>
RAILROAD RETIREMENT BOARD			
BUDGET RECEIPTS			
GENERAL FUND ACCOUNTS:			
RAILROAD RETIREMENT TAX ACT TAXES . . . . .	20 0130	17,770,767.43	-36,919,253.70
TRUST FUND ACCOUNTS:			
RAILROAD RETIREMENT TAX ACT TAXES, RAILROAD RETIREMENT HOLDING ACCOUNT (31 USC 66B) . . . . .	60 8010.2	969,000.00	- - - - -
REFUNDS OF TAXES, RAILROAD RETIREMENT ACCOUNT . . . . .	60X8011	-336,032.69	-34,341.14
RAILROAD RETIREMENT TAXES, RAILROAD RETIREMENT ACCOUNT (66 STAT. 371) . . . . .	60 8011.2	1,535,753,399.03	468,498,779.28
RECEIPTS TRANSFERRED TO THE FEDERAL HOSPITAL INSURANCE TRUST FUND, RAILROAD RETIREMENT ACCOUNT (45 USC 228E (K)) . . . . .	60 8011.21	-130,904,000.00	-135,863,000.00
RAILROAD RETIREMENT SUPPLEMENTAL ANNUITY TAXES, RAILROAD RETIREMENT SUPPLEMENTAL ACCOUNT (45 USC 228 O) . . . . .	60 8012.2	101,890,669.04	32,628,000.00
TOTAL, BUDGET RECEIPTS. . . . .		<u>1,525,143,802.81</u>	<u>328,310,145.44</u>
PROPRIETARY RECEIPTS FROM THE PUBLIC			
GENERAL FUND ACCOUNTS:			
SERVICE CHARGES FOR ALLOTMENTS OF PAY FOR SAVINGS ACCOUNTS (P.L. 90-365) . . . . .	60 2417	705.84	211.44
TOTAL, PROPRIETARY RECEIPTS FROM THE PUBLIC . . . . .		<u>705.84</u>	<u>211.44</u>

Table C - RECEIPTS BY ORGANIZATIONAL UNIT

CLASSIFICATION	RECEIPT SYMBOL	AMOUNT F.Y. 1976	AMOUNT T.Q.
INDEPENDENT AGENCIES-CONTINUED			
RAILROAD RETIREMENT BOARD-CONTINUED			
INTRABUDGETARY RECEIPTS DEDUCTED BY AGENCY			
TRUST FUND ACCOUNTS:			
INTEREST ON ADVANCES TO RAILROAD UNEMPLOYMENT INSURANCE ACCOUNT, RAILROAD RETIREMENT ACCOUNT (45 USC 360 (D)) . . . . .	60 8011.5	45,268.21	107,732.57
FEDERAL PAYMENTS TO RAILROAD RETIREMENT TRUST FUNDS, RAILROAD RETIREMENT BOARD (45 USC 228C-1) . . . . .	60 8011.7	250,000,000.00	- - - - -
INTEREST TRANSFERRED TO FEDERAL HOSPITAL INSURANCE TRUST FUND, RAILROAD RETIREMENT ACCOUNT (45 USC 228E (K)) . . . . .	60 8011.18	-6,818,000.00	-6,987,000.00
TOTAL INTRABUDGETARY RECEIPTS DEDUCTED BY AGENCY . . . . .		243,227,268.21	-6,879,267.43
UNDISTRIBUTED OFFSETTING RECEIPTS			
TRUST FUND ACCOUNTS:			
INTEREST AND PROFITS ON INVESTMENTS IN PUBLIC DEBT SECURITIES, RAILROAD RETIREMENT HOLDING ACCOUNT (80 STAT. 1073; 31 USC 66B) . . . . .	60 8010.1	-39,437.23	- - - - -
INTEREST AND PROFITS ON INVESTMENTS IN PUBLIC DEBT SECURITIES, RAILROAD RETIREMENT ACCOUNT (45 USC 228 O) . . . . .	60 8011.1	241,163,001.76	14,637,955.63
INTEREST AND PROFITS ON INVESTMENTS IN PARTICIPATION CERTIFICATES, RAILROAD RETIREMENT ACCOUNT (45 USC 228 O) . . . . .	60 8011.12	2,600,000.00	1,300,000.00
INTEREST AND PROFITS ON INVESTMENTS IN PUBLIC DEBT SECURITIES, RAILROAD RETIREMENT SUPPLEMENTAL ACCOUNT (45 USC 228 O) . . . . .	60 8012.1	2,048,681.25	109,680.41
TOTAL, UNDISTRIBUTED OFFSETTING RECEIPTS . . . . .		245,772,245.78	16,047,636.04
TOTAL, RAILROAD RETIREMENT BOARD . . . . .		2,014,144,022.64	337,478,725.49
RENEGOTIATION BOARD			
PROPRIETARY RECEIPTS FROM THE PUBLIC			
GENERAL FUND ACCOUNTS:			
FEES AND OTHER CHARGES FOR ACCOUNTING AND AUDITING SERVICES . . . . .	66 2412	3.16	.72
SERVICE CHARGES FOR ALLOTMENTS OF PAY FOR SAVINGS ACCOUNTS (P.L. 90-365) . . . . .	66 2417	188.58	50.52
FEES AND OTHER CHARGES FOR PROGRAM ADMINISTRATIVE SERVICES . . . . .	66 2419.1	225.87	- - - - -
FEES AND OTHER CHARGES FOR SERVICES, FREEDOM OF INFORMATION ACT . . . . .	66 2419.3	809.04	878.61
TOTAL, PROPRIETARY RECEIPTS FROM THE PUBLIC . . . . .		1,226.65	929.85
TOTAL, RENEGOTIATION BOARD . . . . .		1,226.65	929.85

Table C - RECEIPTS BY ORGANIZATIONAL UNIT

CLASSIFICATION	RECEIPT SYMBOL	AMOUNT F.Y. 1976	AMOUNT T.Q.
INDEPENDENT AGENCIES-CONTINUED			
SECURITIES AND EXCHANGE COMMISSION			
BUDGET RECEIPTS			
GENERAL FUND ACCOUNTS:			
REGISTRATION AND FILING FEES . . . . .	50 0850	25,614,754.84	3,647,120.17
TOTAL, BUDGET RECEIPTS. . . . .		<u>25,614,754.84</u>	<u>3,647,120.17</u>
PROPRIETARY RECEIPTS FROM THE PUBLIC			
GENERAL FUND ACCOUNTS:			
FEES AND OTHER CHARGES FOR ACCOUNTING AND AUDITING SERVICES . . . . .	50 2412	106.76	25.14
SERVICE CHARGES FOR ALLOTMENTS OF PAY FOR SAVINGS ACCOUNTS (P.L. 90-365) . . . . .	50 2417	1,464.72	334.68
OTHER FEES AND CHARGES FOR MISCELLANEOUS SERVICES . . . . .	50 2499	21,118.14	5,958.90
BUDGET CLEARING ACCOUNTS:			
BUDGET CLEARING ACCOUNT (SUSPENSE) . . . . .	50F3875	-5.89	-2.68
TOTAL, PROPRIETARY RECEIPTS FROM THE PUBLIC . . . . .		<u>22,683.73</u>	<u>6,314.04</u>
TOTAL, SECURITIES AND EXCHANGE COMMISSION. . . . .		<u>25,637,438.57</u>	<u>3,653,434.21</u>
SELECTIVE SERVICE SYSTEM			
PROPRIETARY RECEIPTS FROM THE PUBLIC			
GENERAL FUND ACCOUNTS:			
SERVICE CHARGES FOR ALLOTMENTS OF PAY FOR SAVINGS ACCOUNTS (P.L. 90-365) . . . . .	90 2417	706.50	33.72
FEES AND OTHER CHARGES FOR OTHER SERVICES . . . . .	90 2419.2	468.95	36.25
SALE OF SCRAP AND SALVAGE MATERIALS . . . . .	90 2650	81.73	- - - - -
RECOVERIES FOR GOVERNMENT PROPERTY LOST OR DAMAGED, NOT OTHERWISE CLASSIFIED . . . . .	90 3019	60.00	- - - - -
MISCELLANEOUS RECOVERIES AND REFUNDS, NOT OTHERWISE CLASSIFIED . . . . .	90 3099	144.55	70.23
TOTAL, PROPRIETARY RECEIPTS FROM THE PUBLIC . . . . .		<u>1,461.73</u>	<u>140.20</u>
TOTAL, SELECTIVE SERVICE SYSTEM . . . . .		<u>1,461.73</u>	<u>140.20</u>
SMALL BUSINESS ADMINISTRATION			
BUDGET RECEIPTS			
GENERAL FUND ACCOUNTS:			
FORFEITURES OF UNCLAIMED MONEY AND PROPERTY . . . . .	73 1060	78.20	- - - - -
TOTAL, BUDGET RECEIPTS. . . . .		<u>78.20</u>	<u>- - - - -</u>

Table C - RECEIPTS BY ORGANIZATIONAL UNIT

CLASSIFICATION	RECEIPT SYMBOL	AMOUNT F.Y. 1976	AMOUNT T.Q.
INDEPENDENT AGENCIES-CONTINUED			
SMALL BUSINESS ADMINISTRATION-CONTINUED			
PROPRIETARY RECEIPTS FROM THE PUBLIC			
GENERAL FUND ACCOUNTS:			
SERVICE CHARGES FOR ALLOTMENTS OF PAY FOR SAVINGS ACCOUNTS (P.L. 90-365) . . . . .	73 2417	2,611.46	628.50
FEES AND OTHER CHARGES FOR PROGRAM ADMINISTRATIVE SERVICES . . . . .	73 2419.1	210.22	50.10
FEES AND OTHER CHARGES FOR OTHER SERVICES . . . . .	73 2419.2	5,404.21	1,789.00
PROCEEDS FROM SALE OF EQUIPMENT AND OTHER PERSONAL PROPERTY, NOT OTHERWISE CLASSIFIED . . . . .	73 2649	235.14	123.12
SALE OF SCRAP AND SALVAGE MATERIALS . . . . .	73 2650	459.18	- - - - -
RECOVERIES FOR GOVERNMENT PROPERTY LOST OR DAMAGED, NOT OTHERWISE CLASSIFIED . . . . .	73 3019	626.80	131.44
MISCELLANEOUS RECOVERIES AND REFUNDS, NOT OTHERWISE CLASSIFIED . . . . .	73 3099	10,373.90	572.58
BUDGET CLEARING ACCOUNTS:			
BUDGET CLEARING ACCOUNT (SUSPENSE) . . . . .	73F3875	15.87	15.53
TOTAL, PROPRIETARY RECEIPTS FROM THE PUBLIC . . . . .		19,936.78	3,310.27
TOTAL, SMALL BUSINESS ADMINISTRATION.		20,014.98	3,310.27
SMITHSONIAN INSTITUTION			
BUDGET RECEIPTS			
TRUST FUND ACCOUNTS:			
DEPOSITS, CANAL ZONE BIOLOGICAL AREA FUND (20 USC 79D) . . . . .	33 8190	43,922.35	11,607.25
TOTAL, BUDGET RECEIPTS. . . . .		43,922.35	11,607.25
PROPRIETARY RECEIPTS FROM THE PUBLIC			
GENERAL FUND ACCOUNTS:			
SALE OF POWER AND OTHER UTILITIES, NOT OTHERWISE CLASSIFIED . . . . .	33 2249	5,756.97	1,936.58
SALE OF PUBLICATIONS AND REPRODUCTIONS, NOT OTHERWISE CLASSIFIED . . . . .	33 2259	17,158.17	3,605.88
FEES AND OTHER CHARGES FOR ACCOUNTING AND AUDITING SERVICES . . . . .	33 2412	284.88	51.96
SERVICE CHARGES FOR ALLOTMENTS OF PAY FOR SAVINGS ACCOUNTS (P.L. 90-365) . . . . .	33 2417	3,144.84	785.46
FEES AND OTHER CHARGES FOR PROGRAM ADMINISTRATIVE SERVICES . . . . .	33 2419.1	-7,108.68	- - - - -
FEES AND OTHER CHARGES FOR OTHER SERVICES . . . . .	33 2419.2	9,010.09	1,278.19
OTHER FEES AND CHARGES FOR MISCELLANEOUS SERVICES . . . . .	33 2499	458.43	- - - - -
PROCEEDS FROM SALE OF EQUIPMENT AND OTHER PERSONAL PROPERTY, NOT OTHERWISE CLASSIFIED . . . . .	33 2649	7,000.00	- - - - -
RECOVERIES FOR GOVERNMENT PROPERTY LOST OR DAMAGED, NOT OTHERWISE CLASSIFIED . . . . .	33 3019	684.80	50.00
MISCELLANEOUS RECOVERIES AND REFUNDS, NOT OTHERWISE CLASSIFIED . . . . .	33 3099	3,002.34	12.50
BUDGET CLEARING ACCOUNTS:			
BUDGET CLEARING ACCOUNT (SUSPENSE) . . . . .	33F3875	-229,910.49	10.70
TOTAL, PROPRIETARY RECEIPTS FROM THE PUBLIC . . . . .		-190,518.65	7,731.27
TOTAL, SMITHSONIAN INSTITUTION. . . . .		-146,596.30	19,338.52

Table C - RECEIPTS BY ORGANIZATIONAL UNIT

CLASSIFICATION	RECEIPT SYMBOL	AMOUNT F.Y. 1976	AMOUNT T.Q.
INDEPENDENT AGENCIES-CONTINUED			
JOINT FEDERAL-STATE LAND USE PLANNING COMMISSION FOR ALASKA			
PROPRIETARY RECEIPTS FROM THE PUBLIC			
GENERAL FUND ACCOUNTS:			
SERVICE CHARGES FOR ALLOTMENTS OF PAY FOR SAVINGS ACCOUNTS (P.L. 90-365) . . . . .	48 2417	13.98	3.72
TRUST FUND ACCOUNTS:			
COOPERATIVE FUNDS, JOINT FEDERAL-STATE LAND USE PLANNING COMMISSION FOR ALASKA (43 USC 1616) . . . . .	48 8061	633,000.00	90,000.00
TOTAL, PROPRIETARY RECEIPTS FROM THE PUBLIC . . . . .		633,013.98	90,003.72
TOTAL, JOINT FEDERAL-STATE LAND USE PLANNING COMMISSION FOR ALASKA . . . . .		633,013.98	90,003.72
OTHER TEMPORARY COMMISSIONS			
BUDGET RECEIPTS			
TRUST FUND ACCOUNTS:			
CONTRIBUTIONS, NATIONAL COMMISSION ON THE OBSERVANCE OF INTERNATIONAL WOMEN'S YEAR, 1975 . . . . .	48 8024	- - - - -	685.70
TOTAL, BUDGET RECEIPTS. . . . .		- - - - -	685.70
TOTAL, OTHER TEMPORARY COMMISSIONS		- - - - -	685.70
TENNESSEE VALLEY AUTHORITY			
PROPRIETARY RECEIPTS FROM THE PUBLIC			
GENERAL FUND ACCOUNTS:			
OTHER FEES AND CHARGES FOR MISCELLANEOUS SERVICES . . . . .	64 2499	24,372.00	6,093.00
NET PROCEEDS FROM SURPLUS PROPERTY IN UNITED STATES (31 USC 725C) . . . . .	64 2637	2,157.31	427.22
TOTAL, PROPRIETARY RECEIPTS FROM THE PUBLIC . . . . .		26,529.31	6,520.22
TOTAL, TENNESSEE VALLEY AUTHORITY . . . . .		26,529.31	6,520.22
UNITED STATES INFORMATION AGENCY			
BUDGET RECEIPTS			
GENERAL FUND ACCOUNTS:			
FORFEITURES OF UNCLAIMED MONEY AND PROPERTY . . . . .	67 1060	584.88	- - - - -
FINES, PENALTIES, AND FORFEITURES, NOT OTHERWISE CLASSIFIED . . . . .	67 1099	12,969.10	543.87
TRUST FUND ACCOUNTS:			
CONTRIBUTIONS, SPECIAL INTERNATIONAL EXHIBITIONS, UNITED STATES INFORMATION AGENCY . . . . .	67 8564.1	44,665.06	- - - - -
UNCONDITIONAL GIFTS, UNITED STATES INFORMATION AGENCY . . . . .	67 8564.3	- - - - -	5,000.00
CONTRIBUTIONS, EDUCATIONAL AND CULTURAL EXCHANGE, UNITED STATES INFORMATION AGENCY (22 USC 2455 (J)) . . . . .	67 8570	24,574.77	- - - - -
TOTAL, BUDGET RECEIPTS. . . . .		82,793.81	5,543.87

Table C - RECEIPTS BY ORGANIZATIONAL UNIT

CLASSIFICATION	RECEIPT SYMBOL	AMOUNT F.Y. 1976	AMOUNT T.Q.
INDEPENDENT AGENCIES-CONTINUED			
UNITED STATES INFORMATION AGENCY-CONTINUED			
PROPRIETARY RECEIPTS FROM THE PUBLIC			
GENERAL FUND ACCOUNTS:			
RENT AND BONUSES FROM LAND LEASES FOR RESOURCE EXPLORATION AND EXTRACTION . . . . .	67 1811	- 77.45	- - - - -
RENT OF LAND, NOT OTHERWISE CLASSIFIED . . . . .	67 1812	476.76	10.50
RENT OF EQUIPMENT AND OTHER PERSONAL PROPERTY . . . . .	67 1840	98.40	215.46
SALE OF PUBLICATIONS AND REPRODUCTIONS, NOT OTHERWISE CLASSIFIED . . . . .	67 2259	145,452.08	42,116.69
FEES AND OTHER CHARGES FOR ACCOUNTING AND AUDITING SERVICES . . . . .	67 2412	418.72	178.29
SERVICE CHARGES FOR ALLOTMENTS OF PAY FOR SAVINGS ACCOUNTS (P.L. 90-365) . . . . .	67 2417	2,919.12	803.16
FEES AND OTHER CHARGES FOR OTHER SERVICES . . . . .	67 2419.2	29.60	4.00
FREEDOM OF INFORMATION ACT . . . . .	67 2419.3	413.99	16.00
FEES AND OTHER CHARGES FOR COMMUNICATION AND TRANSPORTATION SERVICES, NOT OTHERWISE CLASSIFIED . . . . .	67 2429	6,626.76	1,497.65
OTHER FEES AND CHARGES FOR MISCELLANEOUS SERVICES . . . . .	67 2499	19,168.71	72.45
NET PROCEEDS FROM SURPLUS AND EXCESS PROPERTY IN FOREIGN AREAS . . . . .	67 2633	769.80	140.03
PROCEEDS FROM SALE OF EQUIPMENT AND OTHER PERSONAL PROPERTY, NOT OTHERWISE CLASSIFIED . . . . .	67 2649	47,709.01	2,191.90
SALE OF SCRAP AND SALVAGE MATERIALS . . . . .	67 2650	44,121.03	22,461.78
REPAYMENTS ON MISCELLANEOUS RECOVERABLE COSTS, NOT OTHERWISE CLASSIFIED . . . . .	67 2889	20,000.00	- - - - -
MISCELLANEOUS REPAYMENTS ON LOANS AND INVESTMENTS . . . . .	67 2899	24,126.00	- - - - -
RECOVERIES FOR GOVERNMENT PROPERTY LOST OR DAMAGED, NOT OTHERWISE CLASSIFIED . . . . .	67 3019	6,303.70	1,538.73
RECOVERIES OF CULTURAL PRESENTATIONS ABROAD . . . . .	67 3095	1,057.51	- - - - -
MISCELLANEOUS RECOVERIES AND REFUNDS, NOT OTHERWISE CLASSIFIED . . . . .	67 3099	10,881.13	2,200.81
TRUST FUND ACCOUNTS:			
UNITED STATES DOLLARS ADVANCED FROM FOREIGN GOVERNMENTS, UNITED STATES INFORMATIONAL EXCHANGE PROGRAM (22 USC 1479) . . . . .	67 8779	51,653.28	7,501.00
BUDGET CLEARING ACCOUNTS:			
BUDGET CLEARING ACCOUNT (SUSPENSE) . . . . .	67F3875	-22,200.72	-196,416.49
TOTAL, PROPRIETARY RECEIPTS FROM THE PUBLIC . . . . .		359,947.43	-115,468.04
TOTAL, UNITED STATES INFORMATION AGENCY . . . . .		442,741.24	-109,924.17
WATER RESOURCES COUNCIL			
PROPRIETARY RECEIPTS FROM THE PUBLIC			
TRUST FUND ACCOUNTS:			
FEES FOR ADMINISTRATIVE SERVICES, PACIFIC NORTHWEST RIVER BASIN COMMISSION, VANCOUVER, WASHINGTON (42 USC 1962B-6) . . . . .	85 8156.3	156,250.88	66,250.88
FEES FOR ADMINISTRATIVE SERVICES, GREAT LAKES BASIN COMMISSION, ANN ARBOR, MICHIGAN (42 USC 1962B-6) . . . . .	85 8157.3	246,552.65	97,598.08
FEES FOR ADMINISTRATIVE SERVICES, NEW ENGLAND RIVER BASIN COMMISSION, BOSTON, MASSACHUSETTS (42 USC 1962B-6) . . . . .	85 8159.3	207,649.84	90,624.91
FEES FOR ADMINISTRATIVE SERVICES, OHIO RIVER BASIN COMMISSION, CINCINNATI, OHIO (42 USC 1962B-6) . . . . .	85 8160.3	538,342.44	186,508.27
FEES FOR ADMINISTRATIVE SERVICES, MISSOURI RIVER BASIN COMMISSION, OMAHA, NEBRASKA (42 USC 1962B-6) . . . . .	85 8161.3	163,502.68	122,054.80
TOTAL, PROPRIETARY RECEIPTS FROM THE PUBLIC . . . . .		1,312,298.49	563,036.94

Table C - RECEIPTS BY ORGANIZATIONAL UNIT

CLASSIFICATION	RECEIPT SYMBOL	AMOUNT F.Y. 1976	AMOUNT T.Q.
INDEPENDENT AGENCIES-CONTINUED			
INTRABUDGETARY RECEIPTS DEDUCTED BY AGENCY			
TRUST FUND ACCOUNTS:			
GENERAL FUND CONTRIBUTIONS, PACIFIC-NORTHWEST RIVER BASIN COMMISSION, VANCOUVER, WASHINGTON (42 USC 1962B-6)	85 8156.1	286,600.88	74,501.76
GENERAL FUND CONTRIBUTIONS, GREAT LAKES BASIN COMMISSION, ANN ARBOR, MICHIGAN (42 USC 1962B-6)	85 8157.1	592,519.49	134,430.00
GENERAL FUND CONTRIBUTIONS, NEW ENGLAND RIVER BASINS COMMISSION, BOSTON, MASSACHUSETTS (42 USC 1962B-6)	85 8159.1	630,322.00	92,233.00
GENERAL FUND CONTRIBUTIONS, OHIO RIVER BASIN COMMISSION, CINCINNATI, OHIO (42 USC 1962 B-6)	85 8160.1	196,400.00	140,650.00
GENERAL FUND CONTRIBUTIONS, MISSOURI RIVER BASIN COMMISSION, OMAHA, NEBRASKA (42 USC 1962 B-6)	85 8161.1	759,970.66	234,737.00
GENERAL FUND CONTRIBUTIONS, UPPER MISSISSIPPI RIVER BASIN COMMISSION, WATERLOO, IOWA (42 USC 1962 B-6)	85 8162.1	576,870.62	105,015.00
TOTAL INTRABUDGETARY RECEIPTS DEDUCTED BY AGENCY		3,042,683.65	781,566.76
TOTAL, WATER RESOURCES COUNCIL		4,354,982.14	1,344,603.70
TOTAL, INDEPENDENT AGENCIES		17,261,256,389.36	1,925,405,643.70

1/ Includes amounts credited as follows in fiscal year 1976:  
 20-1469 Interest on other loans to foreign governments, advances and credit sales..... \$3,201,233.67  
 72F2866 Repayments on accounts of Mutual Security loans..... 121,576,467.29

Gross revenue of 1976 \$ 634,203,270.37)  
 (7/1/75-6/30/76 \$438,242,722.21)  
 (7/1/76-9/30/76 195,960,548.16)

Transfer of revenues -798,625,713.00  
 (1975 \$ 360,382,990.79)  
 (1976 438,242,722.21)

2/ Represents amounts deposited in clearing account 72F2866, repayment on account of Mutual Security loans.

Net adjustment of revenue +15,358.44  
 (1975 \$ -6,645.40)  
 (1976 +22,003.84)

3/ Under Acts of March 4, 1907 (34 Stat. 1270); March 1, 1911 (36 Stat. 963), and June 30, 1914 (38 Stat. 441) 25 percent of all monies received from each national forest is paid to the state in which said forest is located. The sum of \$87,793,907.85 for F.Y. 1976 and \$109,523,445.08 for the Transition Quarter, representing 25 percent of \$351,175,631.40 and \$438,093,780.32 respectively collected during 1975 as reported by the Department of Agriculture, was credited during fiscal year 1976 and the Transition Quarter to the appropriation account "Payments to States, National Forest Fund, Department of Agriculture." Under the Act of June 20, 1910 (36 Stat. 562), such "proportion of the gross proceeds of all the national forests within said state as the area of land hereby granted to said state for school purposes, which are situated within said forest reserve \*\*\* may bear to the total area of all the national forests within said state", is credited to the account "Payments to school funds, Arizona and New Mexico." In accordance with this provision, and upon the basis of reports from the Department of Agriculture, \$76,826.70 in fiscal year 1976 and \$146,747.09 in the Transition Quarter of the collections during fiscal year 1975, has credited during the fiscal year and Transition Quarter to the appropriation account, "Payments to school funds, Arizona and New Mexico." Under the Act of March 4, 1913 (37-Stat. 843), 10 percent of the national forests fund receipts are available for the forest maintenance of roads and trails within the national forests. During fiscal year 1976, \$35,908,942.52 and in the Transition Quarter \$49,809,597.51 was credited to the appropriation "Roads and Trails for States, National Forests Funds, Department of Agriculture."

Special advance payment to State of California in 1975 (pursuant to decision by Comptroller General on 11/27/74) +1,976,146.88

Advance transfer to 125203 under provisions of 16 U.S.C. 501 -6,000,000.00  
 Net receipts in Clearing Account -168,430,937.31  
 (7/1/75-6/30/76 \$ 79,851,661.46)  
 (7/1/76-9/30/76 -248,282,598.77)

4/ Represents Internal Revenue Service transfers during fiscal year 1976 and the Transition Quarter of \$1.00 and \$2.00 designations from Individual Income-Withholding Receipt Account 20-0101 to account 20-5081 in the following amounts:

Designations	No Designated	Amount
1976		
\$1.00	8,613,927	\$ 8,613,927.00
2.00	12,470,160	24,935,191.00
Totals	21,084,087	33,549,118.00
Transition Quarter		
\$1.00	115,065	\$115,065.00
2.00	212,618	425,165.00
Totals	327,683	540,230.00





**Table D -- Part 1 -- CLEARING ACCOUNTS FOR WITHHELD FEDERAL  
(Excluding certain agencies)**

CLASSIFICATION	BALANCES JUNE 30, 1975	TRANSACTIONS, FISCAL YEAR 1976	
		TAXES WITHHELD	PAYMENTS TO INTERNAL REVENUE SERVICE
LEGISLATIVE BRANCH:			
SENATE AND HOUSE OF REPRESENTATIVES . . . . .	-----	638,541.76	-----
LIBRARY OF CONGRESS . . . . .	1,865.45	36,171.02	38,303.44
TOTAL, LEGISLATIVE BRANCH . . . . .	1,865.45	674,712.78	38,303.44
EXECUTIVE OFFICE OF THE PRESIDENT . . . . .	18,632.97	-----	-----
FUNDS APPROPRIATED TO THE PRESIDENT:			
AGENCY FOR INTERNATIONAL DEVELOPMENT . . . . .	163,475.55	473,875.17	479,507.57
DEPARTMENT OF AGRICULTURE . . . . .	137,169.60	290,814.49	420,900.22
DEPARTMENT OF COMMERCE . . . . .	51,391.74	104,256.59	115,349.70
DEPARTMENT OF DEFENSE:			
DEPARTMENT OF THE ARMY . . . . .	342,834,424.99	2,328,515,575.38	2,460,539,573.47
DEPARTMENT OF THE NAVY . . . . .	126,201,431.01	2,250,945,901.56	2,265,396,441.34
DEPARTMENT OF THE AIR FORCE . . . . .	58,964,365.26	2,111,820,202.36	2,122,964,565.35
SECRETARY OF DEFENSE . . . . .	4,307.03	55,807.49	58,251.64
TOTAL, DEPARTMENT OF DEFENSE . . . . .	528,004,528.29	6,691,337,486.79	6,848,968,831.80
DEPARTMENT OF HEALTH, EDUCATION, AND WELFARE . . . . .	9,506.48	4,204.86	-2,265,629.42
DEPARTMENT OF THE INTERIOR . . . . .	70,361.39	16,184.08	8,672.87
DEPARTMENT OF JUSTICE . . . . .	79,224.04	27,656.18	78,255.62
DEPARTMENT OF LABOR . . . . .	68,848.67	523,900.85	529,176.05
DEPARTMENT OF STATE . . . . .	4,533,864.08	7,774,148.89	5,075,301.14
DEPARTMENT OF TRANSPORTATION . . . . .	5,106,357.26	79,924,959.73	79,302,293.23
DEPARTMENT OF THE TREASURY . . . . .	11,286.04	83,875.10	88,705.12
GENERAL SERVICES ADMINISTRATION . . . . .	18,867.85	5,093.24	-----
NATIONAL AERONAUTICS AND SPACE ADMINISTRATION . . . . .	28,107.04	29,887.77	55,240.18
VETERANS ADMINISTRATION . . . . .	20,129.67	87,009.13	107,138.80
INDEPENDENT AGENCIES:			
ACTION . . . . .	410,320.86	247,281.41	424,431.38
AMERICAN BATTLE MONUMENTS COMMISSION . . . . .	11,587.17	81,308.68	76,827.26
NATIONAL TRANSPORTATION SAFETY BOARD . . . . .	-106.50	-----	-----
UNITED STATES INFORMATION AGENCY . . . . .	1,235,294.92	2,303,104.09	3,634,625.03
TOTAL, INDEPENDENT AGENCIES . . . . .	1,657,096.45	2,631,694.18	4,135,883.67
TOTAL, CLEARING ACCOUNTS . . . . .	539,980,712.57	6,783,989,759.83	6,937,137,929.99

1/ In general, Government payroll offices in the continental United States are required to have a check drawn, as of Federal employees. The payments for these Federal Agencies using the FTD system are excluded from this continental United States, income and FICA taxes withheld are accounted for as being credited to clearing quarterly tax returns. Credits, payments, and balances in those clearing accounts maintained in the central

**INDIVIDUAL INCOME AND FEDERAL INSURANCE CONTRIBUTION ACT TAXES**  
as noted in footnote 1)

NET WITHHOLDINGS OR PAYMENTS	BALANCES JUNE 30, 1976	TRANSACTIONS, TRANSITION QUARTER			BALANCES SEPTEMBER 30, 1976
		TAXES WITHHELD	PAYMENTS TO INTERNAL REVENUE SERVICE	NET WITHHOLDINGS OR PAYMENTS	
638,541.76	638,541.76	1,059,396.16	315.76	1,059,080.40	1,697,622.16
-2,132.42	-266.97	1,491.37	12.00	1,479.37	1,212.40
636,409.34	638,274.79	1,060,887.53	327.76	1,060,559.77	1,698,834.56
-----	18,632.97	-----	-----	-----	18,632.97
-5,632.40	157,843.15	137,480.48	110,769.56	26,710.92	184,554.07
-130,085.73	7,083.87	16,739.97	7,752.82	8,987.15	16,071.02
-11,093.11	40,298.63	6,069.68	5,490.35	579.33	40,877.96
-132,023,998.09	210,810,426.90	629,043,103.43	633,424,349.71	-4,381,246.28	206,429,180.62
-14,450,539.78	111,750,891.23	579,309,568.43	583,575,431.70	-4,265,863.27	107,485,027.96
-11,144,362.99	47,820,002.27	544,229,415.96	548,375,454.29	-4,146,038.33	43,673,963.94
-12,444.15	-8,137.12	4,695.33	-----	4,695.33	-3,441.79
-157,631,345.01	370,373,183.28	1,752,586,783.15	1,765,375,235.70	-12,788,452.55	357,584,730.73
2,269,834.28	2,279,340.76	225.15	327.15	-102.00	2,279,238.76
7,511.21	77,872.60	9,530.77	7,227.82	2,302.95	80,175.55
-50,599.44	28,624.60	45,812.17	4,987.09	40,825.08	69,449.68
-5,275.20	63,573.47	111,505.40	133,709.70	-22,204.30	41,369.17
2,698,847.75	7,232,711.83	588,631.02	-----	588,631.02	7,821,342.85
622,666.50	5,729,023.76	22,804,891.78	28,507,572.87	-5,702,681.09	26,342.67
-4,830.02	6,456.02	2,262.13	2,599.95	-337.82	5,118.20
5,093.24	23,961.09	409.35	-----	409.35	24,370.44
-25,352.41	2,754.63	2,892.77	3,280.28	-387.51	2,367.12
-20,129.67	-----	-----	-----	-----	-----
-177,149.97	233,170.89	12,795.38	-153,811.90	166,607.28	399,778.17
4,481.42	16,068.59	24,278.96	39,135.20	-14,856.24	1,212.35
-----	-106.50	-----	-3,789.44	3,789.44	3,682.94
-1,331,520.94	-96,226.02	125,997.99	34,390.40	91,607.59	-4,618.43
-1,504,189.49	152,906.96	163,072.33	-84,075.74	247,148.07	400,055.03
-153,148,170.16	386,832,542.41	1,777,537,193.68	1,794,075,205.31	-16,538,011.63	370,294,530.78

of the payroll date, in favor of a Federal Reserve Bank, to cover income and FICA taxes withheld from the pay table. However, in the Department of Defense and certain other agencies with payroll offices outside the accounts pending charges (representing payments submitted to the District Directors of Internal Revenue) with records of the Department of the Treasury are reflected in this table.

Table D - Part 2 - BUDGET

CLASSIFICATION	BALANCES JUNE 30, 1975	TRANSACTIONS, FISCAL YEAR 1976	
		RECEIPTS	DISBURSEMENTS
LEGISLATIVE BRANCH:			
SEVATE AND HOUSE OF REPRESENTATIVES . . . . .	----- 6,442.46	949.04 2,857.42	----- -----
GENERAL ACCOUNTING OFFICE . . . . .			
TOTAL, LEGISLATIVE BRANCH . . . . .	6,442.46	3,806.46	-----
THE JUDICIARY . . . . .	.44	-----	-----
EXECUTIVE OFFICE OF THE PRESIDENT . . . . .	912.33	250.00	1,193.82
FUNDS APPROPRIATED TO THE PRESIDENT:			
AGENCY FOR INTERNATIONAL DEVELOPMENT . . . . .	2,244,903.89	2,740,514.49	4,717,329.89
DEPARTMENT OF AGRICULTURE . . . . .	17,432,429.93	2,914,472,465.01	2,922,137,974.54
DEPARTMENT OF COMMERCE . . . . .	685,897.14	611,465.21	1,125,822.46
DEPARTMENT OF DEFENSE - MILITARY:			
DEPARTMENT OF THE ARMY . . . . .	52,846,097.93	17,782,452.05	-8,378,039.90
DEPARTMENT OF THE NAVY . . . . .	2,694,301.56	2,222,172.46	1,526,908.03
DEPARTMENT OF THE AIR FORCE . . . . .	56,009,786.85	1,343,508,219.26	1,375,783,858.99
SECRETARY OF DEFENSE . . . . .	58,952.37	21,494.81	292.76
DEPARTMENT OF DEFENSE - CIVIL:			
CORPS OF ENGINEERS . . . . .	1,452,414.55	109,290,885.98	108,302,893.87
THE PANAMA CANAL . . . . .	1,825.14	-----	1,825.14
TOTAL, DEPARTMENT OF DEFENSE . . . . .	113,063,378.40	1,472,825,224.56	1,477,237,738.89
DEPARTMENT OF HEALTH, EDUCATION, AND WELFARE . .	1,250,053.00	9,299,627.46	8,618,853.81
DEPARTMENT OF THE INTERIOR . . . . .	7,777,872.55	122,514,386.89	109,786,655.47
DEPARTMENT OF JUSTICE . . . . .	205,048.92	4,130,333.82	4,108,498.82
DEPARTMENT OF LABOR . . . . .	1,365,003.23	3,743,597.37	3,823,906.26
DEPARTMENT OF STATE . . . . .	3,220,660.99	5,341,176.17	3,568,217.51
DEPARTMENT OF TRANSPORTATION . . . . .	733,758.02	40,051,483.55	39,705,619.84
DEPARTMENT OF THE TREASURY . . . . .	12,893,817.66	5,069,718.70	4,413,311.59
ENERGY RESEARCH AND DEVELOPMENT ADMINISTRATION .	4,375.79	13,509.27	13,961.76
ENVIRONMENTAL PROTECTION AGENCY . . . . .	1,054.14	42,482.63	40,238.87
GENERAL SERVICES ADMINISTRATION . . . . .	3,296,465.11	9,965,692.04	10,622,850.84
NATIONAL AERONAUTICS AND SPACE ADMINISTRATION . .	188,438.54	1,689,909.63	1,714,592.16
VETERANS ADMINISTRATION . . . . .	6,546,732.53	90,193,930.54	90,872,465.68
INDEPENDENT AGENCIES:			
ACTION . . . . .	318,085.27	209,271.51	318,659.32
CIVIL SERVICE COMMISSION . . . . .	6,817.35	-----	-4,869.00
COMMUNITY SERVICES ADMINISTRATION . . . . .	2,402.30	-----	2,402.30
CONSUMER PRODUCT SAFETY COMMISSION . . . . .	477.25	4,090.32	4,567.57
EQUAL EMPLOYMENT OPPORTUNITY COMMISSION . . . . .	-----	-----	-1,037.54
FEDERAL COMMUNICATIONS COMMISSION . . . . .	470.84	36.00	-----
FEDERAL ENERGY ADMINISTRATION . . . . .	-----	494,044,632.31	494,056,384.62
FEDERAL MEDIATION AND CONCILIATION SERVICE . . . . .	.77	9.68	5.37
FEDERAL POWER COMMISSION . . . . .	-5.27	-----	-5.27
FEDERAL TRADE COMMISSION . . . . .	-----	193,857.31	-----
INTERSTATE COMMERCE COMMISSION . . . . .	48.30	-----	48.30
NATIONAL SCIENCE FOUNDATION . . . . .	3,520.00	-----	3,520.00
RAILROAD RETIREMENT BOARD . . . . .	19.70	-----	-----
SECURITIES AND EXCHANGE COMMISSION . . . . .	9.32	1,329.43	1,335.32
SELECTIVE SERVICE SYSTEM . . . . .	5,841.99	-----	-----
SMALL BUSINESS ADMINISTRATION . . . . .	31.15	109.86	93.99
SMITHSONIAN INSTITUTION . . . . .	251,605.13	22,986.28	252,896.77
UNITED STATES INFORMATION AGENCY . . . . .	766,857.26	425,332.80	447,533.52
TOTAL, INDEPENDENT AGENCIES . . . . .	1,356,131.36	494,901,655.50	495,081,535.27
TOTAL, CLEARING ACCOUNTS . . . . .	172,273,376.43	5,177,611,229.30	5,177,590,767.48

CLEARING ACCOUNT (suspense)

NET COLLECTIONS OR DISBURSEMENTS	BALANCES JUNE 30, 1976	TRANSACTIONS, TRANSITION QUARTER			BALANCES SEPT. 30, 1976
		RECEIPTS	DISBURSEMENTS	NET COLLECTIONS OR DISBURSEMENTS	
949.04 2,857.42	949.04 9,299.88	----- 7,904.12	----- -----	----- 7,904.12	949.04 17,204.00
3,806.46	10,248.92	7,904.12	-----	7,904.12	18,153.04
----- -943.82	.44 -31.49	-----	----- -350.00	----- 350.00	.44 318.51
-1,976,815.40	268,088.49	322,404.00	-515,967.78	838,371.78	1,106,460.27
-7,665,509.53	9,766,920.40	637,634,825.82	636,061,873.49	1,572,952.33	11,339,872.73
-514,357.25	171,539.89	17,956.65	35,824.56	-17,867.91	153,671.98
26,160,491.95 695,264.43 -32,275,639.73 21,202.05	79,006,589.88 3,389,565.99 23,734,147.12 80,154.42	3,818,391.74 -111,618.69 306,605,423.11 14,548.10	39,294,930.13 949,273.81 308,535,395.54 6,053.65	-35,476,538.39 -1,060,892.50 -1,929,972.43 8,494.45	43,530,051.49 2,328,673.49 21,804,174.69 88,648.87
987,992.11 -1,825.14	2,440,406.66 -----	29,746,384.54 -----	29,914,927.86 -2,567.08	-168,543.32 2,567.08	2,271,863.34 2,567.08
-4,412,514.33	108,650,864.07	340,073,128.80	378,698,013.91	-38,624,885.11	70,025,978.96
680,773.65	1,930,826.65	1,448,787.66	2,934,950.89	-1,486,163.23	444,663.42
12,727,731.42	20,505,603.97	36,605,871.38	27,136,287.81	9,469,583.57	29,975,187.54
21,835.00	226,883.92	24,999,441.61	526,354.05	24,473,087.56	24,699,971.48
-80,308.89	1,284,594.34	973,172.58	923,023.22	50,149.36	1,334,843.70
1,772,958.66	4,993,619.65	1,136,632.35	2,441,820.42	-1,305,188.07	3,688,431.58
345,863.71	1,079,621.73	12,824,268.63	13,497,197.46	-672,928.83	406,692.90
656,407.11	13,550,224.77	-409,564.88	314,948.24	-724,513.12	12,825,711.65
-452.49	3,923.30	26.00	-13,629.58	13,655.58	17,578.88
2,243.76	3,297.90	8,151.45	9,076.16	-924.71	2,373.19
-657,158.80	2,639,306.31	5,537,733.87	-6,942,842.12	12,480,575.99	15,119,882.30
-24,482.53	163,756.01	175,635.12	221,085.26	-45,450.14	118,305.87
-678,535.14	5,868,197.39	29,959,469.12	29,336,047.29	623,421.83	6,491,619.22
-109,387.81 4,869.00 -2,402.30 -477.25 1,037.54 36.00 -11,752.31 4.31 5.27 193,857.31 -48.30 -3,520.00	208,697.46 11,686.35 ----- ----- 1,037.54 456.84 -11,752.31 5.08 ----- 193,857.31 ----- 19.70 -5.89 ----- 5,841.99 47.02 21,694.64 744,656.54	66,823.62 165.00 ----- 422.06 ----- 47.40 53,037,635.15 8.15 ----- 11,626.29 ----- ----- 479.27 ----- 62.55 974.10 105,045.24	4,324.00 280.00 ----- ----- ----- 53,037,635.15 5.09 ----- ----- ----- 481.95 ----- 47.02 963.40 301,461.73	62,499.62 -115.00 ----- 422.06 ----- 47.40 ----- 3.07 ----- 11,626.29 ----- ----- -2.68 ----- 15.53 10.70 -196,416.49	271,197.08 11,571.35 ----- 422.06 ----- 1,037.54 504.24 -11,752.31 8.15 ----- 205,483.60 ----- ----- 19.70 .75 5,841.99 62.55 21,705.34 548,240.05
-179,879.77	1,176,251.59	53,223,288.83	53,345,198.33	-121,909.50	1,054,342.09
20,461.82	172,293,838.25	1,144,539,133.11	1,138,008,911.61	6,530,221.50	178,824,059.75

Table D - Part 3 - OTHER RECEIPT

CLASSIFICATION	BALANCES JUNE 30, 1975	TRANSACTIONS, FISCAL YEAR 1976		
		RECEIPTS	DISBURSEMENTS	NET COLLECTIONS OR DISBURSEMENTS
FUNDS APPROPRIATED TO THE PRESIDENT: AGENCY FOR INTERNATIONAL DEVELOPMENT: REPAYMENT ON ACCOUNT OF MUTUAL SECURITY LOANS . . . . .	4.70	4,753,108.15	-228,718,450.71	233,471,558.86
PROCEEDS OF SALES, PERSONAL PROPERTY . . . . .	2,498,828.66	735,370.27	1,374,195.03	-638,824.76
TOTAL, FUNDS APPROPRIATED TO THE PRESIDENT . . . . .	2,498,833.36	5,488,478.42	-227,344,255.68	232,832,734.10
DEPARTMENT OF COMMERCE: PROCEEDS OF SALES, PERSONAL PROPERTY . . . . .	15,072.23	2,670.56	15,108.19	-12,437.63
DEPARTMENT OF DEFENSE: DEPARTMENT OF THE ARMY: FEDERAL TAX WITHHELD FROM PAYMENTS TO NONRESIDENT ALIENS . . . . .	-6,389.61	-----	-9,604.10	9,604.10
PROCEEDS OF SALES, PERSONAL PROPERTY . . . . .	1,910,940.81	2,235,787.02	2,435,589.19	-199,802.17
DEDUCTIONS FROM EMPLOYEES' SALARIES, CIVIL SERVICE RETIREMENT AND DISABILITY FUND . . . . .	2,859,791.57	336,604,687.42	334,859,898.89	1,744,788.53
EMPLOYING AGENCY CONTRIBUTIONS, CIVIL SERVICE RETIREMENT AND DISABILITY FUND . . . . .	2,012,448.79	335,232,668.85	334,914,312.43	318,356.42
DEPARTMENT OF THE NAVY: PROCEEDS OF SALES, PERSONAL PROPERTY . . . . .	1,156,055.16	1,587,950.00	1,094,631.38	493,318.62
DEDUCTIONS FROM EMPLOYEES' SALARIES, CIVIL SERVICE RETIREMENT AND DISABILITY FUND . . . . .	401,904.61	-----	150,643.04	-150,643.04
EMPLOYING AGENCY CONTRIBUTIONS, CIVIL SERVICE RETIREMENT AND DISABILITY FUND . . . . .	3,529,827.86	-----	2,309,964.39	-2,309,964.39
DEPARTMENT OF THE AIR FORCE: FEDERAL TAX WITHHELD FROM PAYMENTS TO NONRESIDENT ALIENS . . . . .	18,185.17	37,211.54	33,114.60	4,096.94
EXCISE TAXES . . . . .	131,243.47	746,417.97	859,177.33	-112,759.36
PROCEEDS OF SALES, PERSONAL PROPERTY . . . . .	142,740.65	616,202.31	206,859.54	409,342.77
UNDISTRIBUTED INTRAGOVERNMENTAL PAYMENTS . . . . .	-----	-----	145,724.79	-145,724.79
DEDUCTIONS FROM EMPLOYEES' SALARIES, CIVIL SERVICE RETIREMENT AND DISABILITY FUND . . . . .	16,205.80	253,453,512.82	253,453,376.26	136.56
EMPLOYING AGENCY CONTRIBUTIONS, CIVIL SERVICE RETIREMENT AND DISABILITY FUND . . . . .	-15,972.20	253,453,510.43	253,453,373.87	136.56
ACCESSORIAL CHARGE COLLECTIONS, SALES OF AIR FORCE STOCK FUND MATERIAL . . . . .	307,525.18	802,622.74	1,110,147.92	-307,525.18
CORPS OF ENGINEERS: DEDUCTIONS FROM EMPLOYEES' SALARIES, CIVIL SERVICE RETIREMENT AND DISABILITY FUND . . . . .	.40	38,336,198.29	38,336,198.69	-.40
EMPLOYING AGENCY CONTRIBUTIONS, CIVIL SERVICE RETIREMENT AND DISABILITY FUND . . . . .	-.40	38,336,198.29	38,336,197.89	.40
SECRETARY OF DEFENSE: PROCEEDS OF SALES, PERSONAL PROPERTY . . . . .	28,722.12	7,984.25	952.40	7,031.85
PROCEEDS FROM SALE OF SCRAP, SALVAGE OR SURPLUS MATERIALS, DEFENSE SUPPLY AGENCY . . . . .	60,220,161.62	45,193,587.58	54,765,376.47	-9,571,788.89
TOTAL, DEPARTMENT OF DEFENSE . . . . .	72,713,391.00	1,306,644,539.51	1,316,455,934.98	-9,811,395.47
DEPARTMENT OF HEALTH, EDUCATION, AND WELFARE: FEDERAL TAX WITHHELD FROM PAYMENTS TO NONRESIDENT ALIENS . . . . .	-----	102,883.35	98,311.02	4,572.33

## CLEARING ACCOUNTS

NON-EXPENDI- TURE TRANSFERS	BALANCES JUNE 30, 1976	TRANSACTIONS, TRANSITION QUARTER				BALANCES SEPT. 30, 1976
		RECEIPTS	DISBURSEMENTS	NET COLLECTIONS OR DISBURSEMENTS	NON-EXPENDI- TURE TRANSFERS	
-233,023,717.47 -----	447,846.09 1,860,003.90	2,404,266.92 99,496.69	1,878,519.51 1,114,447.82	525,747.41 -1,014,951.13	----- -----	973,593.50 845,052.77
-233,023,717.47	2,307,849.99	2,503,763.61	2,992,967.33	-489,203.72	-----	1,818,546.27
-----	2,634.60	728.46	-----	728.46	-----	3,363.06
-----	3,214.49	-----	-20,906.03	20,906.03	-----	24,120.52
-----	1,711,138.64	528,624.00	2,692.75	525,931.25	-----	2,237,069.89
-----	4,604,580.10	89,262,626.95	87,131,803.08	2,130,823.87	-----	6,735,403.97
-----	2,330,805.21	88,872,263.14	94,797,020.97	-5,924,757.83	-----	-3,593,952.52
-----	1,649,373.78	849,638.89	629,876.22	219,762.67	-----	1,869,136.45
-----	251,261.57	7,796.29	1,385,808.67	-1,378,012.38	-----	-1,126,750.81
-----	1,219,863.47	-----	165,939.34	-165,939.34	-----	1,053,924.13
-----	22,282.11	9,027.47	-----	9,027.47	-----	31,309.58
-----	18,484.11	155,254.50	137,892.56	17,361.94	-----	35,846.05
-----	552,083.42	260,943.20	-3,146.16	264,089.36	-----	816,172.78
-----	-145,724.79	-----	-145,724.79	145,724.79	-----	-----
-----	16,342.36	63,680,642.59	63,379,431.82	301,210.77	-----	317,553.13
-----	-15,835.64	63,680,642.59	63,347,253.82	333,388.77	-----	317,553.13
-----	-----	-----	-----	-----	-----	-----
-----	-----	9,905,573.86	9,905,573.86	-----	-----	-----
-----	-----	9,905,573.86	9,905,573.86	-----	-----	-----
-----	35,753.97	8,110.46	815.20	7,295.26	-----	43,049.23
-----	50,648,372.73	6,239,551.31	10,355,043.72	-4,115,492.41	-----	46,532,880.32
-----	62,901,995.53	333,366,269.11	340,974,948.89	-7,608,679.78	-----	55,293,315.75
-----	4,572.33	-----	94.75	-94.75	-----	4,477.58

Table D - Part 3 - OTHER RECEIPT

CLASSIFICATION	BALANCES JUNE 30, 1975	TRANSACTIONS, FISCAL YEAR 1976		
		RECEIPTS	DISBURSEMENTS	NET COLLECTIONS OR DISBURSEMENTS
DEPARTMENT OF THE TREASURY:				
UNDISTRIBUTED PROCEEDS FROM SALE OF FOREIGN CURRENCY . . . . .	.51	19,966,431.23	1,644,119.53	18,322,311.70
UNIDENTIFIED CASH COLLECTIONS, FEDERAL TAX DEPOSITS, INTERNAL REVENUE SERVICE . . . . .	-----	5,490,952.07	-----	5,490,952.07
PROCEEDS OF SALES, PERSONAL PROPERTY . . . . .	-----	-----	-----	-----
INTEREST RECEIPTS TO ADJUST TO ACCRUAL BASIS, UNDISTRIBUTED INVESTMENT OF GOVERNMENT TRUST ACCOUNTS IN PUBLIC DEBT SECURITIES, PUBLIC ISSUES . . . . .	343,290,102.26	721,895,577.91	753,263,210.11	-31,367,632.20
TOTAL, DEPARTMENT OF THE TREASURY . . . . .	343,290,102.77	747,352,961.21	754,907,329.64	-7,554,368.43
INDEPENDENT AGENCIES:				
EQUAL EMPLOYMENT OPPORTUNITY COMMISSION: UNDISTRIBUTED INTRAGOVERNMENTAL PAYMENTS . . . . .	-----	-----	91,820.00	-91,820.00
UNITED STATES INFORMATION AGENCY: DEDUCTIONS FROM EMPLOYEES' SALARIES, FOREIGN SERVICE RETIREMENT AND DISABILITY FUND . . . . .	384,944.25	-16,539.14	-----	-16,539.14
VOLUNTARY CONTRIBUTIONS, FOREIGN SERVICE RETIREMENT AND DISABILITY FUND . . . . .	10,389.94	3,760.78	-----	3,760.78
EMPLOYING AGENCY CONTRIBUTIONS, FOREIGN SERVICE RETIREMENT AND DISABILITY FUND . . . . .	384,944.25	-16,539.14	-----	-16,539.14
RECEIPTS FROM CIVIL SERVICE RETIREMENT AND DISABILITY FUND, FOREIGN SERVICE RETIREMENT AND DISABILITY FUND . . . . .	119,757.88	85,579.45	-----	85,579.45
TOTAL, INDEPENDENT AGENCIES . . . . .	900,036.32	56,261.95	91,820.00	-35,558.05
TOTAL, OTHER RECEIPT CLEARING ACCOUNTS . . . . .	419,417,435.68	2,059,647,795.00	1,844,244,246.15	215,423,546.85

## CLEARING ACCOUNTS - Continued

NON-EXPENDI- TURE TRANSFERS	BALANCES JUNE 30, 1976	TRANSACTIONS, TRANSITION QUARTER				BALANCES SEPT. 30, 1976
		RECEIPTS	DISBURSEMENTS	NET COLLECTIONS OR DISBURSEMENTS	NON-EXPENDI- TURE TRANSFERS	
-----	18,322,312.21	-9,008,398.83	47,038.91	-9,055,437.74	-----	9,266,874.47
-----	5,490,952.07	22,871,593.94	-----	22,871,593.94	-----	28,362,546.01
-----	-----	13,892.01	-----	13,892.01	-----	13,892.01
-----	311,922,470.06	90,463,364.49	90,463,364.49	-----	-----	311,922,470.06
-----	335,735,734.34	104,340,451.61	90,510,403.40	13,830,048.21	-----	349,555,782.55
-----	-91,820.00	-----	-----	-----	-----	-91,820.00
-----	368,405.11	46,074.42	-----	46,074.42	-----	414,479.53
-----	14,150.72	8,651.13	-----	8,651.13	-----	22,801.85
-----	368,405.11	46,074.42	-----	46,074.42	-----	414,479.53
-----	205,337.33	20,898.64	-----	20,898.64	-----	226,235.97
-----	864,478.27	121,698.61	-----	121,698.61	-----	986,176.88
-233,023,717.47	401,817,265.06	440,332,911.40	434,478,414.37	5,854,497.03	-----	407,671,762.09



Table E - CAPITAL TRANSFERS

Classification	Amount Fiscal Year 1976	Amount Transition Quarter
Legislative Branch:		
Government Printing Office revolving fund:		
Payment of earnings.....	\$16,636,572.01	-----
Funds Appropriated to the President:		
Liquidation of foreign military sales fund:		
Repayment of investment.....	8,868,872.92	-----
Department of Housing and Urban Development:		
Community disposal operations fund:		
Repayment of investment.....	1,500,000.00	-----
Department of the Interior:		
Lower Colorado River Basin Development fund:		
Repayment of investment.....	8,405,592.44	\$2,151,513.06
Upper Colorado River Basin fund:		
Repayment of investment.....	47,767,900.00	5,790,000.00
Continuing Fund for Emergency Expenses, Fort Peck Project, Montana:		
Repayment of investment.....	2,920,000.00	430,000.00
Bonneville Power Administration fund:		
Repayment of investment.....	118,667,462.00	31,260,575.08
Bureau of Mines Helium Fund:		
Repayment of investment.....	-----	1,000,000.00
Total, Department of the Interior.....	177,760,954.44	40,632,088.14
Department of the Treasury:		
Reconstruction Finance Corporation		
Liquidation fund:		
Repayment of investment.....	476,007.86	-----
General Services Administration:		
Reconstruction Finance Corporation		
Liquidation fund:		
Repayment of Investment.....	363,993.32	-----
Veterans Administration:		
Rental, maintenance and repair of quarters:		
Payment of earnings.....	73.15	77.06
Independent Agencies:		
Tennessee Valley Authority:		
Tennessee Valley Authority fund:		
Payment of earnings.....	-----	81,389,374.50
Repayment of investment.....	13,181.59	25,000,000.00
Total, Tennessee Valley Authority.....	13,181.59	106,389,378.50
Off-Budget Federal Agencies:		
Rural Telephone Bank, as amended May 11, 1973:		
Payment of dividends.....	2,914,426.29	791,228.52
Total, Capital Transfers.....	208,534,081.58	147,812,768.22

Table F - CUSTOMS COLLECTIONS OF DUTIES BY DISTRICTS AND PORTS

District and Port of Collection	Duties Fiscal Year 1976	Duties Transition Quarter	District and Port of Collection	Duties Fiscal Year 1976	Duties Transition Quarter
<b>Portland, Maine:</b>			<b>Buffalo, New York:</b>		
Portland.....	\$10,433,122.32	\$2,491,749.45	Buffalo-Niagara Falls.....	\$69,316,853.84	\$18,854,654.32
Bangor.....	117,423.41	68,851.96	Rochester.....	99,376.28	1,495.70
Eastport.....	1,717.18	779.54	Oswego.....	7,227.55	-----
Jackman.....	38,255.07	13,512.48	Syracuse.....	51,172.22	4,528.99
Vanceboro.....	51,308.91	205.45	Utica.....	103,368.86	2,123.02
Houlton.....	10,681.87	3,519.97			
Fort Fairfield.....	3,425.61	760.80	Total, District.....	69,577,998.75	18,862,802.03
Van Buren.....	7,447.98	2,581.62			
Madawaska.....	22,690.28	6,366.37	<b>New York, New York:</b>		
Fort Kent.....	12,863.08	3,637.99	New York.....	838,064,121.81	249,425,745.87
Bar Harbor.....	2,296.49	992.12	Albany.....	3,203,114.72	727,436.97
Calais.....	14,565.84	6,041.00			
Limestone.....	2,079.84	886.24	Total, District.....	841,267,236.53	250,153,182.84
Rockland.....	-----	-----			
Bridgewater.....	1,513.01	350.57	<b>New York, New York:</b>		
Portsmouth, New Hampshire....	12,453.29	2,785.56	John F. Kennedy Airport....	403,652,901.04	120,644,370.69
Belfast.....	1,122.48	89.38			
Total, District.....	10,732,966.66	2,603,110.50	Total, District.....	403,652,901.04	120,644,370.69
			<b>Newark, New Jersey:</b>		
<b>Saint Albans, Vermont:</b>			Newark.....	70,719,386.66	24,031,814.95
Saint Albans.....	8,465,804.30	2,282,006.14	Perth Amboy.....	18,831,477.65	5,218,798.79
Richford.....	6,725.00	1,567.23			
Alburg.....	-----	-----	Total, District.....	89,550,864.31	29,250,613.74
Beecher Falls.....	2,477.38	879.72			
Burlington.....	11,868.72	503.30	<b>Philadelphia, Pennsylvania:</b>		
North Troy.....	-----	-----	Philadelphia.....	146,367,704.20	42,073,526.59
Derby Line.....	21,394.46	8,078.61	Chester.....	10,129,717.87	2,614,898.16
Highgate Springs.....	33,804.08	9,769.65	Wilmington, Delaware.....	13,570,581.84	3,399,310.32
Norton.....	11,851.10	1,409.07	Pittsburgh.....	6,355,257.82	1,451,408.28
Total, District.....	8,553,925.04	2,304,213.72	Wilkes-Barre / Scranton....	494,517.48	192,733.80
			Harrisburg.....	4,496,801.08	1,028,923.08
<b>Boston, Massachusetts:</b>			Total, District.....	181,414,580.29	50,760,800.23
Boston.....	104,768,759.94	34,625,796.98			
Springfield.....	96,954.25	5,287.89	<b>Baltimore, Maryland:</b>		
Worcester.....	67,378.29	814.12	Annapolis.....	-----	-----
Gloucester.....	88,017.59	320.48	Baltimore.....	114,015,682.71	31,470,764.99
New Bedford.....	545,565.96	16,127.22			
Plymouth.....	487.02	50.80	Total, District.....	114,015,682.71	31,470,764.99
Fall River.....	768.44	-----			
Salem.....	8.67	-----	<b>Norfolk Virginia:</b>		
Lawrence.....	36,364.11	466.96	Norfolk.....	58,912,720.02	16,619,521.05
Logan Airport.....	35,062,604.88	10,876,567.15	Newport News.....	7,141,243.81	1,653,525.94
Total, District.....	140,666,909.15	45,525,431.60	Richmond-Petersburg.....	14,643,061.74	3,922,425.00
			Charleston.....	191,840.50	44,299.84
<b>Providence, Rhode Island:</b>			Total, District.....	80,888,866.07	22,239,771.83
Newport.....	280.15	-----			
Providence.....	11,457,485.22	2,843,674.00	<b>Washington, D. C.:</b>		
Total, District.....	11,457,765.37	2,843,674.00	Washington, D. C.....	8,435,266.71	2,409,287.19
			Alexandria, Virginia.....	548,477.63	72,348.39
<b>Bridport, Connecticut:</b>			Total, District.....	8,983,744.34	2,481,635.58
Bridport.....	15,566.51	11,781.14			
Hartford.....	24,681,786.92	6,114,537.84	<b>Wilmington, North Carolina:</b>		
New Haven.....	126,030.69	5,384.00	Wilmington.....	22,505,867.55	6,742,106.63
New London.....	824.55	1,310.95	Winston-Salem.....	11,738,119.79	3,067,299.02
Total, District.....	24,824,208.67	6,133,013.93	Durham.....	3,927,848.99	968,260.37
			Reidsville.....	1,277,747.46	288,514.79
<b>Ogdensburg, New York:</b>			Beaufort-Morrehead City....	181,233.97	18,201.37
Ogdensburg.....	8,890.45	3,662.47	Charlotte.....	11,079,895.06	3,199,508.68
Massena.....	14,032.75	4,414.84	Total, District.....	50,710,712.82	14,283,890.86
Fort Covington.....	2,157.62	992.33			
Cape Vincent.....	163.09	89.20	<b>Charleston, South Carolina:</b>		
Alexandria Bay.....	24,006.67	9,162.78	Charleston.....	72,387,970.94	17,366,159.88
Chateaugay.....	3,182.41	3,155.05	Georgetown.....	175,333.98	195,335.52
Champlain-Rouses Points.....	40,282,653.96	10,521,010.05	Greenville-Spartansburg....	9,325,681.33	2,656,308.21
Clayton.....	146.88	141.75	Total, District.....	81,888,986.25	20,217,803.61
Trout River.....	2,704.62	599.42			
Total, District.....	40,337,938.45	10,543,227.89	<b>Savannah, Georgia:</b>		
			Brunswick.....	222,900.70	40,568.80

Table F - CUSTOMS COLLECTIONS OF DUTIES BY DISTRICTS AND PORTS - Continued

District and Port of Collection	Duties Fiscal Year 1976	Duties Transition Quarter	District and Port of Collection	Duties Fiscal Year 1976	Duties Transition Quarter
Savannah, Georgia-continued:			Galveston, Texas-continued:		
Savannah.....	\$44,666,480.37	\$16,216,538.16	Port Lavaca-Point Comfort..	\$74,548.44	\$20,336.31
Atlanta.....	7,791,913.76	2,042,213.70			
Total, District.....	52,681,294.83	18,299,320.66	Total, District.....	32,361,363.92	10,170,065.76
Tampa, Florida:			Laredo, Texas:		
Tampa.....	16,482,978.41	3,896,899.37	Brownsville.....	9,685,980.12	2,766,259.52
Jacksonville.....	34,035,366.41	8,525,349.85	Del Rio.....	1,271,261.26	388,757.17
Boca Grande.....	99,476.61	93,841.01	Eagle Pass.....	4,710,885.26	1,499,339.81
Saint Petersburg.....	2,639.11	93,931.56	Laredo.....	24,799,058.32	5,146,923.84
Port Canaveral.....	5,401,166.46	515,414.49	Hidalgo.....	8,383,803.25	809,023.14
Total, District.....	56,021,627.00	13,125,436.28	Rio Grande City.....	76,213.43	30,821.72
San Juan, Puerto Rico:			San Antonio.....	967,201.90	267,633.28
Aguadilla.....	-----	-----	Progreso.....	1,547,507.65	127,191.79
Fajardo.....	-----	-----	Roma.....	587,208.44	123,437.50
Guanica.....	-----	-----	Total, District.....	52,029,119.63	11,159,387.77
Humacao.....	-----	-----	El Paso, Texas:		
Mayaguez.....	-----	-----	El Paso, Texas.....	20,886,808.10	5,253,644.05
Ponce.....	-----	-----	Presidio, Texas.....	1,195,629.25	54,354.82
San Juan.....	-----	-----	Fabens, Texas.....	859.32	368.23
Jobos.....	-----	-----	Denver, Colorado.....	7,980,865.68	2,687,431.11
San Juan Airport.....	-----	-----	Columbus, New Mexico.....	263,532.01	6,337.14
Total, District.....	-----	-----	Albuquerque, New Mexico....	283,187.85	77,779.20
Charlotte Amalie, St. Thomas, Virgin Islands:			Total, District.....	30,610,882.21	8,079,914.55
Charlotte Amalie.....	-----	-----	Houston, Texas:		
Christiansted.....	-----	-----	Houston, Texas.....	114,293,797.05	31,517,803.63
Total, District.....	-----	-----	Dallas, Fort Worth, Texas..	17,164,614.36	5,879,405.86
Miami, Florida:			Oklahoma City, Oklahoma....	5,123,375.02	1,562,953.15
Miami.....	49,457,905.17	13,295,171.16	Tulsa, Oklahoma.....	2,298,547.55	487,809.21
Key West.....	1,320.19	685.49	Amarillo, Texas.....	26,246.68	14,891.67
Port Everglades.....	4,341,048.60	959,834.54	Lubbock, Texas.....	7,935.17	75,471.43
West Palm Beach.....	1,395,738.98	367,051.52	Total, District.....	138,914,515.83	39,538,334.95
Miami International Airport.	431,123.80	93,671.90	San Diego, California:		
Total, District.....	55,627,136.74	14,716,414.61	San Diego.....	4,074,426.80	1,221,944.46
Mobile, Alabama:			Andrade.....	43,223.61	1,367.39
Mobile, Alabama.....	11,098,585.61	2,570,927.98	Calexico.....	10,885,255.86	2,398,061.01
Gulfport, Mississippi.....	538,832.56	179,597.21	San Ysidro.....	14,313,677.47	2,242,324.99
Pascagoula, Mississippi.....	5,969,252.57	1,583,036.02	Tecate.....	945,761.71	192,990.68
Birmingham, Alabama.....	270,656.58	54,790.27	Total, District.....	30,262,345.45	6,056,688.53
Carrabelle, Florida.....	-----	7,469.84	Nogales, Arizona:		
Panama City, Florida.....	7,316.49	1,782.68	Douglas.....	2,117,066.03	492,607.83
Pensacola, Florida.....	254,586.03	84,790.70	Lukeville.....	15,038.71	9,030.17
Port Saint Joe, Florida.....	20,635.03	29.68	Naco.....	51,206.03	219.97
Total, District.....	18,159,864.87	4,482,424.38	Nogales.....	26,686,674.64	2,606,144.34
New Orleans, Louisiana:			Phoenix.....	3,336,305.48	1,347,227.01
Morgan City, Louisiana.....	54,943.56	49,343.47	Sasabe.....	41,054.04	2,532.16
New Orleans, Louisiana.....	102,168,540.34	34,722,892.53	San Luis.....	163,908.11	33,978.66
Little Rock, Arkansas.....	2,589,881.64	522,176.66	Total, District.....	32,411,253.04	4,491,740.14
Baton Rouge, Louisiana.....	31,657,566.92	8,971,561.34	Los Angeles, California:		
Memphis, Tennessee.....	2,919,085.34	845,273.09	Los Angeles.....	435,028,222.64	144,810,511.16
Nashville, Tennessee.....	3,629,691.82	1,433,179.79	Los Angeles International Airport.....	110,780,783.53	28,255,433.59
Chattanooga, Tennessee.....	1,028,106.00	248,386.39	Las Vegas, Nevada.....	362,778.40	88,705.35
Greenville, Mississippi.....	1,032.82	13,499.74	Total, District.....	546,171,784.57	173,154,650.10
Vicksburg, Mississippi.....	27,569.97	8,045.36	San Francisco-Oakland, California:		
Knoxville, Tennessee.....	242,007.94	31,380.63	San Francisco Airport.....	68,398,572.03	21,349,850.79
Total, District.....	144,318,426.35	46,845,739.00	Eureka.....	56,089.95	4,915.00
Port Arthur, Texas:			Fresno.....	1,210,669.35	143,577.46
Port Arthur.....	7,578,649.31	2,973,336.77	San Francisco-Oakland.....	137,255,632.79	43,155,222.06
Orange.....	20,903.50	19.39	Salt Lake City, Utah.....	1,835,317.73	1,012,692.72
Beaumont.....	8,081,769.09	4,711,696.50	Reno, Nevada.....	1,148,226.20	336,761.22
Lake Charles, Louisiana.....	5,945,675.25	1,208,228.27	Total, District.....	209,904,508.05	66,003,019.25
Total, District.....	21,626,997.15	8,893,280.93	Portland, Oregon:		
Galveston, Texas:			Astoria.....	36,462.40	42,773.61
Galveston.....	17,826,677.40	5,474,609.13	Newport.....	57.95	2.60
Freeport.....	5,024,825.70	1,701,986.98	Coos Bay.....	4,457.87	3,730.69
Corpus Christi.....	9,435,312.38	2,973,133.34			

Table F - CUSTOMS COLLECTIONS OF DUTIES BY DISTRICTS AND PORTS - Continued

District and Port of Collection	Duties Fiscal Year 1976	Duties Transition Quarter	District and Port of Collection	Duties Fiscal Year 1976	Duties Transition Quarter
Portland, Oregon-continued:			Pembina, North Dakota:		
Portland.....	\$36,207,089.30	\$11,648,451.10	Pembina.....	\$4,602,411.16	\$1,126,773.42
Longview, Washington.....	8,827,017.65	3,164,303.62	Noyes, Minnesota.....	2,127,700.99	651,939.05
Total, District.....	45,075,085.17	14,859,261.62	Portal.....	3,112,700.93	866,382.72
Seattle, Washington:			Neche.....	1,472.37	273.60
Seattle.....	101,072,982.20	30,426,609.72	Saint John.....	1,151.32	348.49
Tacoma.....	9,442,435.98	4,277,062.19	Northgate.....	367.79	293.57
Aberdeen.....	1,980.05	1,554.65	Walhalla.....	1,400.32	424.19
Blaine.....	6,862,371.46	1,990,852.37	Hannah.....	82.57	61.48
Bellingham.....	5,537,809.34	1,512,303.66	Sarles.....	227.31	58.02
Everett.....	118,458.92	41,103.52	Ambrose.....	61.10	10.61
Port Angeles.....	29,850.22	14,551.69	Antler.....	179.82	12.96
Port Townsend.....	58.19	1,895.56	Sherwood.....	857.71	40.81
Sumas.....	2,299,253.14	587,004.48	Hansboro.....	77.89	10.46
Anacortes.....	4,985,368.73	1,324,739.76	Maida.....	521.06	165.04
Nighthawk.....	520.38	113.86	Fortuna.....	256.87	151.11
Danville.....	4,721.29	.12	Westhope.....	954.45	225.14
Ferry.....	12,048.19	192.35	Noonan.....	1,338.18	256.41
Friday Harbor.....	9,554.48	1,671.61	Carbury.....	376.98	53.15
Boundary.....	62,766.66	16,702.09	Dunseith.....	2,009.87	571.52
Laurier.....	323,231.95	52,861.37	Warroad, Minnesota.....	773.87	238.02
Oroville.....	155,274.76	26,022.21	Baudette, Minnesota.....	6,557.18	3,755.22
Frontier.....	216.59	-----	Pine Creek, Minnesota.....	966.00	67.94
South-Bend-Raymond.....	120,835.65	33,865.68	Roseau, Minnesota.....	183.96	85.71
Spokane.....	154,894.00	18,197.35	Total, District.....	9,862,629.70	2,652,198.64
Lynden.....	4,434.34	598.86	Minneapolis, Minnesota:		
Metaline Falls.....	301.33	1.73	Minneapolis-Saint Paul.....	10,614,173.78	3,620,182.49
Olympia.....	1.50	-----	Total, District.....	10,614,173.78	3,620,182.49
Neah Bay.....	7,232,757.60	2,088,806.45	Duluth, Minnesota:		
Seattle-Tacoma Airport.....	-----	-----	Duluth.....	7,170,946.28	1,742,587.59
Total, District.....	138,432,126.95	42,416,711.28	International Falls.....	3,582,800.67	1,024,059.74
Anchorage, Alaska:			Grand Portage.....	34,948.73	2,031.50
Juneau.....	3,151.13	515.41	Total, District.....	10,788,695.68	2,768,678.83
Ketchikan.....	95,545.13	13,528.20	Milwaukee, Wisconsin:		
Skagway.....	147,690.88	1,883.72	Milwaukee.....	7,772,678.49	2,541,794.19
Alcan.....	1,204,051.61	64,959.22	Green Bay.....	2,186,842.93	344,003.90
Wrangell.....	871.92	236.57	Manitowoc.....	-----	-----
Fairbanks.....	92,777.74	7,182.20	Racine.....	839,899.26	197,791.49
Petersburg.....	3,540.10	313.93	Total, District.....	10,799,420.68	3,083,589.58
Sitka.....	9.02	-----	Detroit, Michigan:		
Pelican.....	12,136,973.22	1,897,706.61	Detroit.....	99,509,832.02	29,460,770.74
Anchorage.....	.95	15.38	Port Huron.....	18,719,975.69	5,386,276.37
Kodiak.....	-----	23.80	Sault Sainte Marie.....	5,324,259.32	1,427,228.82
Sand Point.....	-----	-----	Saginaw-Bay City.....	1,218,447.08	369,593.41
Total, District.....	13,684,611.70	1,986,365.04	Muskegon.....	701,897.66	283,208.97
Honolulu, Hawaii:			South Haven.....	32.17	-----
Honolulu.....	24,263,044.82	6,790,715.01	Total, District.....	125,474,443.94	36,927,078.31
Hilo.....	9,097.16	1,453.87	Chicago, Illinois:		
Kahului.....	276,811.08	23,306.99	Chicago.....	95,790,404.49	29,341,369.30
Port Allen.....	861.74	183.46	Peoria.....	2,161,812.49	1,076,035.02
Honolulu Airport.....	1,811,053.91	333,253.10	Omaha, Nebraska.....	1,253,785.74	582,867.33
Total, District.....	26,360,868.71	7,148,912.43	O'Hare Airport.....	39,159,073.44	11,600,403.70
Great Falls, Montana:			Des Moines, Iowa.....	151,607.14	78,384.27
Raymond.....	666,559.52	84,241.97	Total, District.....	138,516,683.30	42,679,059.62
Eastport, Idaho.....	1,406,243.77	341,075.10	Cleveland, Ohio:		
Great Falls.....	2,717,733.41	669,283.15	Cleveland.....	20,100,403.91	6,303,734.94
Butte.....	392,898.25	91,839.28	Cincinnati.....	8,523,862.94	1,903,873.09
Turner.....	1,244.03	1,272.75	Columbus.....	1,969,011.26	472,310.85
Porthill, Idaho.....	10,931.06	3,763.51	Dayton.....	2,732,172.43	936,080.55
Scobey.....	4,286.67	857.83	Toledo.....	7,618,394.65	2,325,530.72
Sweet Grass.....	2,521,176.67	600,468.18	Erie, Pennsylvania.....	390,119.57	118,572.43
Whitetail.....	60.02	15.33	Sandusky.....	16,461.68	3,027.83
Peigan.....	7,503.58	4,067.33	Ashtabula.....	35,116.59	7,060.40
Opheim.....	18,362.38	2,756.13	Conneaut.....	143,180.79	-----
Roosville.....	11,385.27	2,170.78	Indianapolis, Indiana.....	5,034,349.40	1,478,506.53
Morgan.....	27,821.37	1,832.72			
Whitlash.....	90.47	25.59			
Del Bonita.....	2,726.32	632.87			
Total, District.....	7,789,022.79	1,804,302.52			

Table F - CUSTOMS COLLECTIONS OF DUTIES BY DISTRICTS AND PORTS - Continued

District and Port of Collection	Duties Fiscal Year 1976	Duties Transition Quarter`	District and Port of Collection	Duties Fiscal Year 1976	Duties Transition Quarter
Cleveland, Ohio-continued:			Saint Louis, Missouri:		
Akron.....	\$313,508.28	\$89,684.39	Kansas City.....	\$22,247,783.38	\$7,717,537.43
Evansville, Indiana.....	220,177.24	370,283.56	Saint Joseph.....	57.81	-----
Lawrenceburg, Indiana.....	1,108,718.45	209,101.94	Saint Louis.....	9,884,306.67	2,762,067.53
Louisville, Kentucky.....	9,495,595.73	2,398,945.64	Wichita.....	1,669,366.66	394,671.00
Total, District.....	57,701,072.92	16,616,712.87	Total, District.....	33,801,514.52	10,874,275.96
			Total, Custom Duties..	4,208,526.755.93	1,242,772,054.14



**Table G — INTERNAL REVENUE RECEIPTS BY**  
**(On basis of report of the**  
**(In thousands)**

State and District	Grand Total 1/	Total individual income and employment taxes	Individual income and employment taxes		
			Income tax not withheld 2/	Income tax withheld and old-age and disability insurance 3/ 5/	Railroad retirement 6/
Alabama.....	\$2,736,928	\$2,188,453	\$449,761	\$1,717,274	\$2,231
Alaska.....	749,948	678,146	78,496	596,393	*
Arizona.....	1,730,206	1,547,188	343,410	1,192,742	269
Arkansas.....	1,299,026	1,038,222	333,198	695,962	908
Subtotal.....	6,522,107	5,452,010	1,204,865	4,200,371	3,408
California, Los Angeles.....	15,815,679	12,751,448	2,332,629	10,336,195	692
San Francisco.....	12,276,318	9,938,959	1,820,447	7,966,069	93,210
Subtotal.....	28,091,997	22,690,408	4,155,076	18,302,264	93,902
Colorado.....	4,366,318	3,715,426	511,766	3,172,011	15,668
Connecticut.....	5,622,418	4,307,779	726,505	3,552,674	63
Delaware.....	1,383,200	998,115	113,566	878,365	*
Florida.....	7,673,672	6,284,044	1,931,001	4,242,662	66,139
Georgia.....	4,544,320	3,563,176	609,323	2,920,299	2,868
Hawaii.....	945,800	786,842	144,220	639,284	-----
Idaho.....	849,787	744,376	157,437	580,550	668
Subtotal.....	25,396,320	20,399,759	4,193,820	15,985,845	85,406
Illinois, Chicago.....	18,112,573	14,082,458	1,829,134	11,977,750	179,815
Springfield.....	3,561,098	2,697,465	746,585	1,932,469	3,626
Subtotal.....	21,673,671	16,779,923	2,575,719	13,910,219	183,441
Indiana.....	6,832,976	5,762,127	933,323	4,800,078	1,839
Iowa.....	2,796,025	2,248,292	763,698	1,470,219	768
Kansas.....	2,525,473	2,005,365	570,612	1,319,017	103,756
Kentucky.....	3,988,013	2,118,980	557,819	1,489,963	49,553
Louisiana.....	3,358,623	2,698,169	627,398	2,050,113	2,114
Maine.....	733,004	630,170	137,392	481,266	6,310
Maryland (including District of Columbia).....	8,077,159	6,027,518	945,758	5,763,955	190,503
Massachusetts.....	7,391,129	6,052,871	896,469	5,105,391	8,894
Michigan.....	15,171,014	12,215,737	1,234,408	10,882,867	21,894
Minnesota.....	6,052,691	5,002,858	626,334	4,205,911	140,669
Mississippi.....	1,174,545	949,463	280,564	660,325	635
Missouri.....	7,813,007	5,978,082	844,063	4,992,650	103,220
Montana.....	517,858	454,874	165,155	286,326	433
Nebraska.....	2,097,411	1,620,445	422,817	1,124,656	61,976
Nevada.....	693,987	579,312	131,403	443,160	1
New Hampshire.....	678,298	578,795	116,026	458,202	156
New Jersey.....	10,820,765	8,377,101	1,399,862	6,913,618	4,910
New Mexico.....	750,039	651,523	154,236	492,919	45
Subtotal.....	81,472,017	64,851,681	10,807,338	52,940,636	699,675
New York, Albany.....	2,704,660	2,421,308	209,438	2,192,775	5,472
Brooklyn.....	5,337,206	4,459,945	962,057	3,448,323	19,386
Buffalo.....	4,690,144	3,777,408	519,772	3,229,682	257
Manhattan.....	24,205,940	17,694,897	1,448,360	16,120,191	9,689
Subtotal.....	36,937,950	28,353,558	3,139,627	24,990,970	34,802
North Carolina.....	6,010,066	3,751,925	666,835	3,050,747	408
North Dakota.....	573,098	491,553	215,778	273,147	46
Subtotal.....	6,583,164	4,243,478	882,613	3,323,894	454
Ohio, Cincinnati.....	6,016,240	4,636,162	704,747	3,898,871	41
Cleveland.....	10,836,727	8,492,700	985,355	7,417,284	33,311
Subtotal.....	16,852,967	13,128,863	1,690,102	11,316,155	33,352
Oklahoma.....	3,335,391	2,207,017	508,926	1,681,982	163
Oregon.....	2,463,328	2,084,886	449,682	1,618,308	1,310
Subtotal.....	5,798,718	4,291,903	958,609	3,300,290	1,473
Pennsylvania, Philadelphia.....	10,092,052	8,248,402	1,205,921	6,735,370	249,028
Pittsburgh.....	6,844,348	5,649,778	709,015	4,882,164	23,585
Subtotal.....	16,936,400	13,898,180	1,914,937	11,617,534	272,612

**STATES AND DISTRICTS – JUNE 30, 1976**  
**Internal Revenue Service)**  
**of dollars)**

Unemployment Insurance	Corporation Income Taxes 2/	Estate Tax	Gift Tax	Excise taxes		
				Alcohol 7/	Tobacco 7/	Other
\$19,188	\$355,113	\$45,062	\$3,866	\$3,158	\$2,351	\$138,925
3,256	56,008	2,285	176	39	*	13,294
10,767	125,448	45,548	2,938	4,362	-----	10,722
8,155	176,455	25,015	3,061	549	-----	55,724
41,366	713,024	117,909	10,041	8,109	2,351	218,664
81,933	1,919,430	384,014	16,950	217,011	104	526,721
57,233	1,102,488	313,800	15,586	459,871	19	445,594
139,166	3,021,919	697,814	32,536	676,882	123	972,315
15,981	362,976	38,135	5,958	112,526	-----	131,296
28,537	842,765	116,607	10,339	126,372	262	218,295
6,184	296,217	22,063	2,443	37	*	65,029
44,242	862,751	293,874	24,505	113,438	8,390	86,669
30,685	588,385	64,798	6,602	47,119	1,313	282,929
3,338	130,719	11,449	1,709	3,503	2	11,675
5,721	82,595	14,326	1,186	84	-----	7,219
134,687	3,166,408	561,253	52,742	403,079	9,966	803,113
95,758	2,917,981	217,838	27,535	178,143	72	688,546
14,785	489,771	93,931	6,641	214,968	-----	58,322
110,543	3,407,752	311,769	34,176	393,111	72	746,868
26,886	594,061	97,272	11,544	258,113	442	109,417
13,607	402,165	91,064	6,002	1,196	-----	47,306
11,979	364,327	63,422	9,014	321	-----	83,025
21,645	511,299	42,894	2,330	676,633	516,281	119,596
18,544	513,490	58,885	5,636	40,678	3	41,761
5,202	71,872	18,110	1,687	2,911	-----	8,255
27,302	586,368	122,188	10,849	292,246	120	137,870
42,117	898,131	122,885	9,411	168,954	266	138,611
76,569	2,191,435	141,079	15,080	302,474	1	305,208
29,944	798,382	75,449	5,702	50,386	-----	119,914
7,939	169,369	29,992	4,937	169	-----	20,615
38,149	1,218,510	110,912	8,815	141,677	*	355,011
2,961	38,531	15,450	1,270	2,191	*	5,542
8,996	318,639	56,917	6,014	5,642	-----	89,755
4,748	78,881	19,674	4,659	68	1	11,392
4,411	55,431	18,465	1,214	18,753	*	5,639
58,712	1,799,675	138,469	10,520	319,781	490	174,729
4,322	63,465	16,234	1,805	1,946	-----	15,066
404,033	10,674,032	1,239,363	116,487	2,284,138	517,604	1,788,713
13,624	240,493	29,472	1,086	293	82	11,926
30,180	452,194	218,879	5,773	38,503	30	161,883
27,697	723,060	77,606	3,940	45,403	5	62,722
116,658	5,400,438	238,256	47,943	138,740	1,351	684,315
188,159	6,816,185	564,213	58,742	222,938	1,467	920,847
33,935	788,835	76,303	5,044	51,917	1,242,433	93,609
2,581	49,938	18,100	1,443	64	*	12,000
36,516	838,773	94,403	6,487	51,981	1,242,434	105,608
32,504	960,347	92,079	7,180	266,883	-----	53,589
56,750	1,449,883	104,037	9,982	61,357	653	718,115
89,254	2,410,230	196,116	17,162	328,241	653	771,703
15,946	689,186	60,239	4,397	186	-----	374,366
15,586	268,445	50,470	4,925	21,481	*	33,121
31,532	957,631	110,709	9,322	21,667	*	407,487
58,083	1,136,235	140,896	9,510	224,533	18,483	313,993
35,014	714,996	68,912	5,329	104,326	3	301,004
93,096	1,851,231	209,807	14,840	328,859	18,486	614,997



**Table G - INTERNAL REVENUE RECEIPTS BY**  
**(On basis of report of the**  
**(In thousands**

State and District	Grand Total 1/	Individual income and employment taxes			
		Total individual income and employment taxes	Income tax not withheld 2/	Income tax withheld and old-age and disability insurance 3/ 5/	Railroad retirement 6/
Rhode Island.....	\$1,169,289	\$978,301	\$126,466	\$844,084	\$189
South Carolina.....	1,840,381	1,556,795	291,228	1,250,303	215
South Dakota.....	461,097	396,980	144,989	249,255	2
Tennessee.....	3,569,181	2,880,170	652,377	2,204,441	147
Subtotal.....	7,039,947	5,812,246	1,215,060	4,548,083	554
Texas, Austin.....	9,341,006	6,651,100	1,491,801	5,105,693	7,105
Dallas.....	7,023,540	5,257,446	1,379,827	3,820,588	18,376
Subtotal.....	16,364,546	11,908,546	2,871,628	8,926,281	25,482
Utah.....	932,188	792,630	154,794	630,144	1,312
Vermont.....	311,565	273,423	61,026	209,775	470
Virginia.....	5,083,650	3,688,772	760,931	2,825,047	78,729
Washington.....	4,115,178	3,454,791	746,432	2,686,197	781
West Virginia.....	1,260,466	994,301	260,117	727,109	93
Wisconsin.....	5,340,463	4,113,990	625,252	3,459,387	1,103
Wyoming.....	366,397	288,625	112,229	174,538	5
Subtotal.....	17,409,904	13,606,533	2,720,781	10,712,197	82,493
Office of International Operations:					
Puerto Rico.....	431,885	289,960	16,919	264,816	-----
Other.....	980,178	813,236	182,371	626,329	4,094
Subtotal.....	1,412,062	1,103,196	199,289	891,145	4,094
Collections not classified by states and districts:					
Undistributed Federal tax deposits..... <sup>4/</sup>	13,601,914	6,264,850	-----	6,068,650	135,234
Transferred to Government of Guam.....	-16,078	-16,078	-----	-16,078	-----
Withheld taxes of Federal employees.....	-153,148	-153,148	-----	-153,148	-----
Gasoline, lubricating oil and excess FICA credits.....	556,306	516,609	516,609	-----	-----
Clearing account for excise taxes, aviation fuel and oil - Air Force and Navy	8/ -113	-----	-----	-----	-----
Presidential election campaign fund.....	33,549	33,549	-----	33,549	-----
Earned income credits.....	5,587	5,587	-----	5,587	-----
Total Internal Revenue receipts.....	302,519,792	233,171,651	39,046,072	190,906,443	1,656,384

Note: Figures are rounded and will not necessarily add to totals.

\* Less than \$500.00

1/ Amounts shown for each particular state as internal revenue receipts should not be interpreted as the actual tax burden of the residents of such states. Adjustments have not been made for cases where an individual resides in one State and derives his income from another. Also, the taxes of some corporations are paid from a principal office, although their manufacturing or service operation may be located in another state, or throughout several states. In the case of excise taxes on tobacco and automobiles this tax is on the sales of these products at the retail level; thus the revenue is derived from the buyers located throughout the country rather than from the principal office of the manufacturers.

2/ Includes tax on unrelated business income of exempt organizations.

3/ Collections of individual income tax not withheld are inclusive of old-age, disability and hospital insurance taxes on self-employment income. Similarly, the collections of income tax withheld are reported in combined amount with old-age, disability and hospital insurance taxes on salaries and wages. Estimated separate national totals for individual income tax and for old-age, disability and hospital insurance taxes are shown in the Monthly Statement of Receipts and Outlays of the U. S. Government. Amounts of old-age, disability and hospital insurance tax collections, classified by states, are compiled by the Social Security Administration as a by-product of its wage and income record-keeping operations and are published periodically in the Social Security Bulletin.

**STATES AND DISTRICTS - JUNE 30, 1976 - Continued**  
**(Internal Revenue Service)**  
**(of dollars)**

Unemployment Insurance	Corporation Income Taxes 2/	Estate Tax	Gift Tax	Excise taxes		
				Alcohol 7/	Tobacco 7/	Other
\$7,562	\$146,813	\$24,395	\$756	\$9,796	-----	\$9,228
15,049	219,666	34,499	1,830	663	-----	26,927
2,734	39,499	14,272	873	55	-----	9,418
23,205	480,112	58,287	5,557	97,058	\$559	47,437
48,549	886,090	131,453	9,016	107,572	559	93,010
46,501	1,593,751	206,074	24,173	73,267	275	792,367
38,655	1,142,623	144,252	24,631	62,133	-----	392,455
85,155	2,736,374	350,326	48,804	135,400	275	1,184,822
6,381	115,587	10,039	2,257	28	-----	11,647
2,152	28,297	5,790	1,156	46	-----	2,853
24,065	505,558	82,037	5,074	45,366	680,244	76,599
21,382	406,286	72,702	5,406	69,928	4	106,060
6,982	214,460	24,914	1,276	6,449	231	18,836
28,248	817,050	69,916	4,247	217,199	8	118,053
1,852	39,796	9,464	865	32	-----	27,616
91,062	2,127,034	274,861	20,281	339,045	680,487	361,667
8,225	1,014	594	74	126,698	13,418	127
442	142,275	15,143	1,021	*	-----	8,502
8,667	143,289	15,737	1,095	126,698	13,418	8,629
60,966	6,993,289	-----	-----	-----	-----	343,776
-----	-----	-----	-----	-----	-----	-----
-----	39,697	-----	-----	-----	-----	-----
-----	-----	-----	-----	-----	-----	-----
-----	-----	-----	-----	-----	-----	-113
-----	-----	-----	-----	-----	-----	-----
1,562,752	46,782,956	4,875,735	431,730	5,427,722	2,487,894	9,342,104

1/ Tax payments made to banks, under the Federal tax deposit system, are included in the internal revenue collections for the period in which the Federal tax deposit is purchased. However, such payments are not classified by internal revenue districts (not by tax subclasses to which excise taxes relate) until the Federal tax deposit payment is applied to the taxpayers' liability in the internal revenue offices. Accordingly, the items shown as "Undistributed Federal tax deposits" represent the amount of Federal tax deposit forms purchased but not yet applied to the taxpayers' liability.

2/ Beginning with fiscal year 1957, the United States total for individual income tax withheld is adjusted to exclude withheld individual income taxes transferred to the Government of Guam in accordance with provisions of Public Law 630 approved August 1, 1950 (64 Stat. 392). This adjustment amounted to \$16,078,471.04.

3/ Includes railroad reemployment compensation tax and tax on railroad employee representatives.

7/ Amounts of internal revenue taxes collected on Puerto Rican tobacco and liquor manufacturers transported to the United States, or consumed in the island (less refunds, drawbacks, and expenses), are covered into the Treasury of Puerto Rico under the provisions of secs. 7652(a)(3) and 5314(a) of the Internal Revenue Code of 1954.

8/ Represents Internal Revenue Service transfer during fiscal year 1976 of \$1.00 and \$2.00 designations from the Individual Income-Withholding Receipt Account 20-0101 to account 20-5081 for the following amounts:

Designations	Number Designated	Amount
\$1.00	8,613,927	\$8,613,927
2.00	12,470,160	24,935,191
Total	21,084,087	33,549,118

**Table G — INTERNAL REVENUE RECEIPTS BY**  
**(On basis of report of the**  
**(In thousands**

State and District	Grand Total 1/	Individual income and employment taxes			
		Total individual income and employment taxes 2/	Income tax not withheld 3/	Income tax withheld and old-age and disability insurance 3/ 5/	Railroad retirement 6/
Alabama.....	\$701,253	\$567,246	\$78,888	\$482,755	\$571
Alaska.....	227,980	207,006	14,465	191,708	-----
Arizona.....	469,989	404,024	65,658	335,472	91
Arkansas.....	343,348	265,069	60,860	202,102	236
Subtotal.....	1,742,570	1,443,344	219,871	1,212,037	897
California, Los Angeles.....	4,446,385	3,481,266	436,015	3,023,097	213
San Francisco.....	3,501,413	2,778,186	328,385	2,417,291	18,348
Subtotal.....	7,947,798	6,259,452	764,400	5,440,388	18,561
Colorado.....	880,954	669,356	84,257	573,977	6,101
Connecticut.....	1,597,732	1,146,527	142,971	998,818	30
Delaware.....	406,116	275,046	21,987	251,656	x
Florida.....	1,916,452	1,559,900	364,304	1,168,073	17,696
Georgia.....	1,270,134	939,087	111,143	819,963	400
Hawaii.....	270,224	215,800	26,304	188,920	-----
Idaho.....	240,173	209,567	21,499	186,763	206
Subtotal.....	6,581,787	5,015,284	772,464	4,188,170	24,432
Illinois, Chicago.....	7,369,314	5,476,420	325,013	5,048,837	79,404
Springfield.....	1,079,134	740,968	104,617	631,298	1,430
Subtotal.....	8,448,448	6,217,387	429,630	5,680,135	80,834
Indiana.....	1,665,451	1,276,998	158,323	1,109,687	419
Iowa.....	840,306	601,615	94,256	503,318	311
Kansas.....	680,743	499,516	96,603	378,407	21,589
Kentucky.....	1,002,614	537,787	95,871	431,434	14,504
Louisiana.....	885,922	730,844	137,253	588,366	477
Maine.....	221,668	177,605	27,489	146,185	2,545
Maryland (including District of Columbia).....	2,091,771	1,787,193	183,031	1,527,021	69,280
Massachusetts.....	2,153,469	1,618,199	173,416	1,428,930	3,342
Michigan.....	5,320,621	3,747,181	234,922	3,487,957	6,316
Minnesota.....	1,693,670	1,350,767	99,296	1,198,069	47,303
Mississippi.....	273,373	232,261	47,946	182,170	192
Missouri.....	2,272,287	1,685,472	149,319	1,496,449	30,411
Montana.....	123,749	104,887	22,319	81,725	129
Nebraska.....	583,218	421,353	55,053	325,691	38,264
Nevada.....	219,449	168,283	24,284	142,748	*
New Hampshire.....	198,273	162,498	25,078	136,155	9
New Jersey.....	3,041,357	2,205,784	277,250	1,909,360	239
New Mexico.....	218,273	176,883	33,575	142,073	17
Subtotal.....	23,486,216	17,485,127	1,935,283	15,215,746	235,348
New York, Albany.....	753,771	661,770	40,682	615,307	1,760
Brooklyn.....	1,432,687	1,128,252	187,654	927,083	5,446
Buffalo.....	1,257,970	975,482	101,401	868,288	78
Manhattan.....	7,087,432	4,594,006	276,928	4,287,117	2,089
Subtotal.....	10,531,860	7,359,509	606,666	6,697,795	9,373
North Carolina.....	1,654,350	971,181	118,224	842,689	102
North Dakota.....	116,712	94,946	18,159	76,230	1
Subtotal.....	1,771,062	1,066,127	136,382	918,920	103
Ohio, Cincinnati.....	1,738,075	1,309,623	130,271	1,167,319	4,346
Cleveland.....	3,066,585	2,302,622	177,377	2,110,619	2,268
Subtotal.....	4,804,660	3,612,245	307,647	3,277,937	6,615
Oklahoma.....	1,043,659	613,188	105,967	502,876	63
Oregon.....	825,473	684,072	81,721	598,414	417
Subtotal.....	1,869,132	1,297,260	187,687	1,101,290	480
Pennsylvania, Philadelphia.....	2,736,201	2,158,095	230,976	1,834,974	85,929
Pittsburgh.....	1,933,184	1,535,791	133,760	1,386,385	7,007
Subtotal.....	4,669,386	3,693,886	364,736	3,221,359	92,936

**STATES AND DISTRICTS SEPTEMBER 30, 1976**  
**Internal Revenue Service)**  
**of dollars)**

Unemployment Insurance	Corporation Income Taxes 2/	Estate Tax	Gift Tax	Excise taxes		
				Alcohol 7/	Tobacco 7/	Other
\$5,032	\$87,213	\$7,914	\$1,248	\$855	\$1,437	\$35,341
833	16,218	694	37	31	*	3,992
2,803	47,278	10,142	2,722	1,221	*	4,603
1,871	52,276	6,369	381	134	-----	19,119
10,539	202,986	25,119	4,387	2,242	1,437	63,055
21,941	658,922	83,398	8,837	54,735	34	159,194
14,162	418,904	66,017	3,555	89,584	5	145,161
36,103	1,077,826	149,415	12,392	144,319	39	304,355
5,022	130,187	9,769	919	37,099	-----	33,624
4,709	345,909	28,632	1,934	24,276	74	50,380
1,403	120,509	4,853	715	32	*	4,960
9,828	200,283	78,454	6,955	41,486	2,354	27,020
7,580	200,733	40,476	1,567	13,436	487	74,348
576	46,999	2,896	273	768	3	3,485
1,100	24,317	3,159	289	40	-----	2,802
30,218	1,068,937	168,239	12,653	117,137	2,919	196,619
23,166	1,535,638	57,418	4,178	43,492	48	252,121
3,622	244,354	25,537	3,254	44,311	-----	20,711
26,788	1,779,992	82,955	7,432	87,803	48	272,832
8,570	267,428	25,697	2,124	50,193	96	42,915
3,731	193,574	26,461	2,273	274	-----	16,108
2,917	131,723	22,898	1,807	67	-----	24,732
4,022	141,588	13,900	1,010	145,903	123,822	38,604
4,749	113,751	15,032	1,028	10,622	1	14,644
1,385	34,019	4,122	1,699	1,038	-----	3,186
7,861	173,834	27,143	2,207	68,748	43	32,602
12,511	423,866	32,273	2,367	39,694	66	37,003
17,986	1,317,937	35,283	7,773	72,899	*	139,548
6,099	271,455	17,103	1,252	15,453	-----	37,640
1,953	27,766	6,569	890	55	-----	5,832
9,293	411,316	34,002	6,399	37,688	*	97,410
715	11,902	3,994	533	657	*	1,775
2,344	119,709	15,467	1,375	1,509	-----	23,804
1,250	32,739	14,692	351	55	*	3,329
1,256	23,742	4,989	188	5,221	*	1,635
18,934	649,192	43,269	2,388	82,355	103	58,266
1,218	23,513	13,527	371	478	-----	3,501
98,751	4,369,054	356,421	36,034	532,912	124,131	582,536
4,020	81,339	7,920	338	192	17	2,195
8,069	149,437	99,992	1,084	4,013	9	49,901
5,715	213,007	33,272	792	14,769	-----	20,649
27,871	2,221,462	54,949	12,762	31,487	405	172,361
45,675	2,665,244	196,133	14,975	50,461	432	245,106
10,166	299,530	20,042	1,292	14,567	319,464	28,274
556	13,391	4,858	268	60	*	3,189
10,722	312,921	24,899	1,560	14,627	319,464	31,463
7,687	316,307	33,750	2,422	59,844	-----	16,129
12,358	533,814	28,668	1,686	14,946	180	184,669
20,046	850,121	62,418	4,108	74,790	180	200,799
4,283	308,756	13,861	1,788	76	-----	105,991
3,521	96,282	14,271	990	6,026	*	23,832
7,804	405,037	28,131	2,777	6,102	*	129,823
6,216	380,987	42,313	2,850	52,125	3,382	96,450
8,639	267,139	15,528	1,148	29,174	1	84,403
14,855	648,125	57,841	3,998	81,299	3,383	180,853

**Table G – INTERNAL REVENUE RECEIPTS BY STATES**  
 (On basis of report of the  
 (In thousands)

State and District	Grand Total 1/	Individual income and employment taxes			
		Total individual income and employment taxes	Income tax not withheld 3/	Income tax withheld and old-age and disability insurance 2/ 5/	Railroad retirement 6/
Rhode Island.....	\$335,214	\$260,589	\$25,655	\$232,764	\$76
South Carolina.....	480,004	409,839	55,074	350,760	44
South Dakota.....	109,022	90,055	18,399	71,067	1
Tennessee.....	1,026,156	805,884	116,722	681,524	679
Subtotal.....	1,950,396	1,566,367	215,849	1,336,115	799
Texas, Austin.....	2,773,377	1,867,961	319,605	1,536,066	2,605
Dallas.....	1,917,342	1,390,066	288,727	1,086,204	5,778
Subtotal.....	4,690,719	3,258,026	608,332	2,622,270	8,383
Utah.....	274,262	223,457	25,114	196,292	491
Vermont.....	91,272	73,767	12,380	60,789	122
Virginia.....	1,327,354	951,411	137,997	790,908	16,597
Washington.....	1,194,281	964,381	125,752	833,040	548
West Virginia.....	316,054	254,441	48,826	203,807	23
Wisconsin.....	1,836,200	1,281,432	109,652	1,164,446	337
Wyoming.....	121,153	80,245	20,834	59,024	3
Subtotal.....	5,160,577	3,829,134	480,556	3,308,306	18,120
Office of International Operations:					
Puerto Rico.....	105,022	76,131	3,174	70,924	-----
Other.....	258,795	211,508	42,918	167,155	1,336
Subtotal.....	363,818	287,639	46,092	238,078	1,336
Collections not classified by states and districts:					
Undistributed Federal tax deposits..... <sup>4/</sup>	-8,541,295	-2,725,738	-----	-2,710,676	-34,008
Transferred to Government of Guam.....	-2,586	-2,586	-----	-2,586	-----
Withheld taxes of Federal employees.....	-16,538	-16,538	-----	-16,538	-----
Gasoline, lubricating oil and excess FICA credits.....	2,327	2,266	2,266	-----	-----
Clearing account for excise taxes, aviation fuel and oil Air Force and Navy.....	17	-----	-----	-----	-----
Presidential election campaign fund.....	540	540	-----	540	-----
Earned income credits.....	1,888	1,888	-----	1,888	-----
Total Internal Revenue receipts.....	75,462,780	59,650,620	7,077,862	51,731,173	464,207

Note: Figures are rounded and will not necessarily add to totals.  
 \* Less than \$500.00

- 1/ Amounts shown for each particular state as internal revenue receipts should not be interpreted as the actual tax burden of the residents of such states. Adjustments have not been made for cases where an individual resides in one State and derives his income from another. Also, the taxes of some corporations are paid from a principal office, although their manufacturing or service operation may be located in another state, or throughout several states. In the case of excise taxes on tobacco and automobiles this tax is on the sales of these products at the retail level; thus the revenue is derived from the buyers located throughout the country rather than from the principal office of the manufacturers.
- 2/ Includes tax on unrelated business income of exempt organizations.

- 3/ Collections of individual income tax not withheld are inclusive of old-age, disability and hospital insurance taxes on self-employment income. Similarly, the collections of income tax withheld are reported in combined amount with old-age, disability and hospital insurance taxes on salaries and wages. Estimated separate national totals for individual income tax and for old-age, disability and hospital insurance taxes are shown in the Monthly Statement of Receipts and Outlays of the U. S. Government. Amounts of old-age, disability and hospital insurance tax collections, classified by states, are compiled by the Social Security Administration as a by-product of its wage and income record-keeping operations and are published periodically in the Social Security Bulletin.

**AND DISTRICTS - SEPTEMBER 30, 1976 - Continued**  
**Internal Revenue Service)**  
**of dollars)**

Unemployment Insurance	Corporation Income Taxes <sup>2/</sup>	Estate Tax	Gift Tax	Excise taxes		
				Alcohol <sup>7/</sup>	Tobacco <sup>7/</sup>	Other
\$2,094	\$64,336	\$4,030	\$68	\$3,137	-----	\$3,054
3,962	53,557	7,017	1,150	156	-----	8,285
589	11,215	4,177	186	42	-----	3,347
6,959	156,565	15,717	1,552	26,097	149	20,191
13,605	285,674	30,942	2,956	29,432	149	34,877
9,685	576,857	67,708	5,239	19,816	87	235,710
9,357	352,296	31,621	3,993	23,407	-----	115,958
19,042	929,153	99,330	9,233	43,223	87	351,668
1,560	42,021	4,232	281	12	-----	4,259
476	13,538	2,950	26	42	-----	949
5,909	143,984	22,176	2,020	11,439	167,926	28,398
5,041	155,068	16,565	1,016	19,774	1	37,476
1,785	47,667	6,127	201	1,863	86	5,669
6,997	435,588	18,307	832	62,333	2	37,706
384	19,396	12,061	162	23	-----	9,266
22,151	857,265	82,418	4,537	95,486	168,015	123,723
2,034	338	-8	1	26,008	2,538	13
99	40,465	3,682	269	1	-----	2,870
2,133	40,803	3,674	270	26,009	2,538	2,884
18,947	-5,684,294	-----	-----	-----	-----	-131,263
-----	-----	-----	-----	-----	-----	-----
-----	61	-----	-----	-----	-----	-----
-----	-----	-----	-----	-----	-----	17
-----	-----	-----	-----	-----	-----	-----
377,378	9,808,905	1,367,935	117,312	1,305,841	622,821	2,589,346

<sup>4/</sup> Tax payments made to banks, under the Federal tax deposit system, are included in the internal revenue collections for the period in which the Federal tax deposit is purchased. However, such payments are not classified by internal revenue districts (not by tax subclasses to which excise taxes relate) until the Federal tax deposit payment is applied to the taxpayers' liability in the internal revenue offices. Accordingly, the items shown as "Undistributed Federal tax deposits" represent the amount of Federal tax deposit forms purchased but not yet applied to the taxpayers' liability.

<sup>5/</sup> Beginning with fiscal year 1957, the United States total for individual income tax withheld is adjusted to exclude withheld individual income taxes transferred to the Government of Guam in accordance with provisions of Public Law 630 approved August 1, 1950 (64 Stat. 392). This adjustment amounted to \$2,586,322.15.

<sup>6/</sup> Includes railroad reemployment compensation tax and tax on railroad employee representatives.

<sup>7/</sup> Amounts of internal revenue taxes collected on Puerto Rican tobacco and liquor manufacturers transported to the United States, or consumed in the island (less refunds, drawbacks, and expenses), are covered into the Treasury of Puerto Rico under the provisions of secs. 7652(a)(3) and 5314(a) of the Internal Revenue Code of 1954.

<sup>8/</sup> Represents Internal Revenue Service transfers during the transition quarter of \$1.00 and \$2.00 designations from the Individual Income-Withholding Receipt Account 20-0101 to account 20-5081 for the following amounts:

Designations	Number Designated	Amount
\$1.00	115,065	\$115,065.00
2.00	212,618	425,165.00
Total	327,683	540,230.00



**PART THREE**  

---

**APPROPRIATIONS, OUTLAYS,**  
**AND BALANCES**  

---

Section I. Budget expenditure accounts (general, special revolving, management and trust)

Section II. Deposit fund accounts

Section III. Summary of budget authority, appropriations, outlays and balances





---

**SECTION I – STATEMENT OF APPROPRIATIONS AND  
AUTHORITIES**

---

Appropriations, Outlays, and Balances - Continued

Appropriation or Fund Account		Account symbol			Balances beginning of fiscal year <sup>1/</sup>	Appropriations and other obligational authority <sup>2/</sup>	Transfers, borrowings, and investments (net) <sup>3/</sup>	Outlays (net)	Balances withdrawn and other transactions <sup>4/</sup>	Balances end of fiscal year <sup>2/</sup>
Title	Period of availability	Dept. Reg.	Account No. Tr. From	Sub. No.						
LEGISLATIVE BRANCH										
SENATE										
GENERAL FUND ACCOUNTS										
COMPENSATION AND MILEAGE OF THE VICE PRESIDENT AND SENATORS										
FUND RESOURCES:										
UNDISBURSED FUNDS	1976 00		0100		---	\$4,990,740.00	---	\$4,965,219.22	---	(\$25,570.78)
	1975				\$52,048.82	---	---	---	---	(52,048.82)
	1974				20,623.62	---	---	---	\$20,623.62	---
	1974				72,672.44	---	---	---	20,623.62	(77,569.60)
	SUBTOTAL FY 1976					4,990,740.00	---	4,965,219.22	---	---
TRANSITION QUARTER	1976 00		0100		(25,520.78)	1,267,000.00	---	1,246,906.08	---	45,614.70
UNDISBURSED FUNDS	1975				(52,048.82)	---	---	---	---	52,048.82
	1974				---	---	---	---	---	---
	1974				(77,569.60)	1,267,000.00	---	1,246,906.08	---	97,663.52
	SUBTOTAL TRANSITION QUARTER					6 1,267,000.00	---	6 1,246,906.08	---	6 97,663.52
	00		0100		6 72,672.44	6,257,740.00	---	6,212,125.30	20,623.62	6 97,663.52
EXPENSE ALLOWANCES OF THE VICE PRESIDENT, AND MAJORITY AND MINORITY LEADERS, SENATE										
FUND RESOURCES:										
UNDISBURSED FUNDS	1976 00		0107		---	16,000.00	---	16,000.00	---	---
	SUBTOTAL FY 1976					16,000.00	---	16,000.00	---	---
TRANSITION QUARTER	1976 00		0107		---	4,000.00	---	4,000.00	---	---
UNDISBURSED FUNDS	1974				---	4,000.00	---	4,000.00	---	---
	1974				---	---	---	---	---	---
	SUBTOTAL TRANSITION QUARTER					-0-	---	20,000.00	---	-0-
	00		0107			20,000.00	---	20,000.00	---	---
SALARIES, OFFICERS AND EMPLOYEES, SENATE										
FUND RESOURCES:										
UNDISBURSED FUNDS	1976 00		0110		---	80,855,910.00	---	78,383,709.01	---	(2,472,200.99)
	1975				3,993,997.64	---	---	---	---	(4,016,506.35)
	1974				4,065,060.44	---	---	---	4,065,060.44	---
	1974				8,059,058.08	80,855,910.00	---	78,361,200.30	4,065,060.44	(6,488,707.34)
	SUBTOTAL FY 1976					80,855,910.00	---	78,361,200.30	---	---
TRANSITION QUARTER	1976 00		0110		(2,472,200.99)	22,125,340.00	---	20,088,549.21	---	4,508,991.78
UNDISBURSED FUNDS	1975				(4,016,506.35)	---	---	---	---	4,017,730.98
	1974				---	---	---	---	---	---
	1974				(6,488,707.34)	22,125,340.00	---	20,087,324.58	---	8,526,722.76
	SUBTOTAL TRANSITION QUARTER					6 22,125,340.00	---	6 20,087,324.58	---	6 8,526,722.76
	00		0110		6 8,059,058.08	102,981,250.00	---	98,448,524.88	4,065,060.44	6 8,526,722.76
CONTINGENT EXPENSES, SENATE, POSTAGE STAMPS										
FUND RESOURCES:										
UNDISBURSED FUNDS	1976 00		0116		---	2,585.00	---	2,584.57	---	(.43)
	1975				567.26	---	---	---	---	(567.26)
	1974				189.13	---	---	---	189.13	---
	1974				756.39	2,585.00	---	2,584.57	189.13	(567.69)
	SUBTOTAL FY 1976					2,585.00	---	2,584.57	---	---
TRANSITION QUARTER	1976 00		0116		(.43)	660.00	---	659.02	---	1.41
UNDISBURSED FUNDS	1975				(567.26)	---	---	---	---	567.26
	1974				---	---	---	---	---	---
	1974				(567.69)	660.00	---	659.02	---	568.67
	SUBTOTAL TRANSITION QUARTER					6 660.00	---	6 659.02	---	6 568.67
	00		0116		6 756.39	3,245.00	---	3,243.59	189.13	6 568.67
CONTINGENT EXPENSES, SENATE, FOLDING DOCUMENTS										
FUND RESOURCES:										
UNDISBURSED FUNDS	1976 00		0118		---	89,825.00	---	81,392.65	---	(8,432.35)
	1975				4,261.24	---	---	---	---	(3,547.32)
	1974				9,958.18	---	---	---	9,958.18	---
	1974				14,219.42	89,825.00	---	82,106.57	9,958.18	(11,979.67)
	SUBTOTAL FY 1976					89,825.00	---	82,106.57	---	---
TRANSITION QUARTER	1976 00		0118		(8,432.35)	41,085.00	---	40,858.73	---	8,656.62
UNDISBURSED FUNDS	1975				(3,547.32)	---	---	---	---	3,547.32
	1974				---	---	---	---	---	---
	1974				(11,979.67)	41,085.00	---	40,858.73	---	12,205.94
	SUBTOTAL TRANSITION QUARTER					6 41,085.00	---	6 40,858.73	---	6 12,205.94
	00		0118		6 14,219.42	130,910.00	---	122,965.30	9,958.18	6 12,205.94
CONTINGENT EXPENSES, SENATE, MISCELLANEOUS ITEMS										
FUND RESOURCES:										
UNDISBURSED FUNDS	1976 00		0123		---	17,998,650.00	---	14,850,240.79	---	(3,142,409.21)
	1975				3,552,763.84	350,000.00	---	3,782,034.14	---	(120,729.70)
	1974				171,243.22	---	---	---	158,077.38	---
	1974				3,724,007.06	18,348,650.00	---	18,651,440.77	158,077.38	(3,263,138.91)
	SUBTOTAL FY 1976					3,724,007.06	---	18,651,440.77	---	---

TRANSITION QUARTER UNDISBURSED FUNDS	1976 00	0123	(3,142,409.21)	6,839,400.00		4,267,701.07		5,714,108.14
	1975		(120,729.70)			1,732.29		118,997.41
	1974							
SUBTOTAL TRANSITION QUARTER			(3,263,138.91)	6,839,400.00		4,269,433.36		5,833,105.55
CONTINGENT EXPENSES, SENATE, EXPENSES OF INQUIRIES AND INVESTIGATIONS FUND RESOURCES:			6 3,724,007.06	25,188,050.00		22,920,874.13	158,077.38	6 5,833,105.55
UNDISBURSED FUNDS	1976 00	0128		20,672,185.00		20,194,154.98		(478,030.02)
	1975		944,921.97			540,133.51		(404,788.46)
	1974		131,501.98			11,552.49	119,949.49	
SUBTOTAL FY 1976			1,076,423.95	20,672,185.00		20,745,840.98	119,949.49	(382,818.48)
TRANSITION QUARTER UNDISBURSED FUNDS	1976 00	0128	(478,030.02)	5,463,625.00		5,047,038.70		894,616.32
	1975		(404,788.46)			315.07		404,473.39
	1974							
SUBTOTAL TRANSITION QUARTER			(882,818.48)	5,463,625.00		5,047,353.77		1,299,089.71
CONTINGENT EXPENSES, SENATE, STATIONERY, REVOLVING FUND FUND RESOURCES:			6 1,076,423.95	26,135,810.00		25,793,194.75	119,949.49	6 1,299,089.71
UNDISBURSED FUNDS	NO YEAR 00	0140	19,101.30	29,250.00		27,934.84	592.82	(19,823.64)
SUBTOTAL FY 1976			19,101.30	29,250.00		27,934.84	592.82	(19,823.64)
TRANSITION QUARTER UNDISBURSED FUNDS	NO YEAR 00	0140	(19,823.64)	7,325.00		11,193.69		15,954.95
SUBTOTAL TRANSITION QUARTER			(19,823.64)	7,325.00		11,193.69		15,954.95
CONTINGENT EXPENSES, SENATE, AUTOMOBILES AND MAINTENANCE FUND RESOURCES:			6 19,101.30	36,575.00		39,128.53	592.82	6 15,954.95
UNDISBURSED FUNDS	1976 00	0165		45,000.00		25,154.36		(19,845.64)
	1975		11,831.08			11,176.75		(654.33)
	1974		9,078.59				9,078.59	
SUBTOTAL FY 1976			20,909.67	45,000.00		36,331.11	9,078.59	(20,499.97)
TRANSITION QUARTER UNDISBURSED FUNDS	1976 00	0165	(19,845.64)	11,250.00		14,499.09		16,596.55
	1975		(654.33)					654.33
	1974							
SUBTOTAL TRANSITION QUARTER			(20,499.97)	11,250.00		14,499.09		6 17,250.88
SALARIES AND CONTINGENT EXPENSES, SENATE POLICY COMMITTEES FUND RESOURCES:			6 20,909.67	56,250.00		50,830.20	9,078.59	6 17,250.88
UNDISBURSED FUNDS	1976 00	0182		767,520.00		593,733.73		(173,786.27)
	1975		177,646.11			2,731.96		(174,914.15)
	1974		156,824.23				156,824.23	
SUBTOTAL FY 1976			334,470.34	767,520.00		596,465.69	156,824.23	(348,700.42)
TRANSITION QUARTER UNDISBURSED FUNDS	1976 00	0182	(173,786.27)	195,430.00		154,163.42		215,052.85
	1975		(174,914.15)					174,914.15
	1974							
SUBTOTAL TRANSITION QUARTER			(348,700.42)	195,430.00		154,163.42		389,967.00
SALARIES AND EXPENSES, SENATE, LEGISLATIVE COUNSEL FUND RESOURCES:			6 334,470.34	962,950.00		750,629.11	156,824.23	6 389,967.00
UNDISBURSED FUNDS	1976 00	0185		606,980.00		569,949.43		(37,030.57)
	1975		51,076.99			354.04		(50,722.95)
	1974		30,018.40				30,018.40	
SUBTOTAL FY 1976			81,095.39	606,980.00		570,303.47	30,018.40	(87,753.52)
TRANSITION QUARTER UNDISBURSED FUNDS	1976 00	0185	(37,030.57)	154,625.00		149,189.76		42,465.81
	1975		(50,722.95)					50,722.95
	1974							
SUBTOTAL TRANSITION QUARTER			(87,753.52)	154,625.00		149,189.76		93,188.76
SALARIES AND CONTINGENT EXPENSES, SENATE AMERICAN INDIAN POLICY REVIEW COMMISSION FUND RESOURCES:			6 81,095.39	761,605.00		719,493.23	30,018.40	6 93,188.76
UNDISBURSED FUNDS	1976 00	0187		1,885,168.00		1,512,727.91		(372,440.09)
SUBTOTAL FY 1976				1,885,168.00		1,512,727.91		(372,440.09)
TRANSITION QUARTER UNDISBURSED FUNDS	1976 00	0187	(372,440.09)	300,710.00		566,072.43		107,077.66
SUBTOTAL TRANSITION QUARTER			(372,440.09)	300,710.00		566,072.43		107,077.66
			-0-	2,185,878.00		2,078,800.34		6 107,077.66

Appropriations, Outlays, and Balances - Continued

Appropriation or Fund Account		Account symbol			Balances beginning of fiscal year <sup>1/</sup>	Appropriations and other obligational authority <sup>2/</sup>	Transfers, borrowings, and investments (net) <sup>3/</sup>	Outlays (net)	Balances withdrawn and other transactions <sup>4/</sup>	Balances end of fiscal year <sup>5/</sup>
Title	Period of availability	Dept. Reg. Tr From	Account No.	Sub. No.						
SENATE-CONTINUED										
PUBLIC ENTERPRISE FUNDS										
CONTINGENT EXPENSES, SENATE RECORDING STUDIO REVOLVING FUND										
FUND RESOURCES:										
UNDISBURSED FUNDS	NO YEAR 00		4021		\$622,312.88	- - - - -	- \$105,694.39	- - - - -		( \$728,007.27)
	1975				622,312.88	- - - - -	-105,694.39	- - - - -		( 728,007.27)
	SUBTOTAL FY 1976									
TRANSITION QUARTER UNDISBURSED FUNDS	NO YEAR 00		4021		( 728,007.27)	- - - - -	-9,052.51	- - - - -		737,059.78
	1975				( 728,007.27)	- - - - -	-9,052.51	- - - - -		737,059.78
	SUBTOTAL TRANSITION QUARTER				<sup>6</sup> 622,312.88	- - - - -	-114,746.90	- - - - -		<sup>6</sup> 737,059.78
	SUBTOTAL 00		4021							
SENATE RESTAURANT FUND										
FUND RESOURCES:										
UNDISBURSED FUNDS	NO YEAR 00		4022		265,440.50	- - - - -	-96,851.81	- - - - -		( 362,292.31)
	1975				265,440.50	- - - - -	-96,851.81	- - - - -		( 362,292.31)
	SUBTOTAL FY 1976									
TRANSITION QUARTER UNDISBURSED FUNDS	NO YEAR 00		4022		( 362,292.31)	- - - - -	88,902.17	- - - - -		273,390.14
	1975				( 362,292.31)	- - - - -	88,902.17	- - - - -		273,390.14
	SUBTOTAL TRANSITION QUARTER				<sup>6</sup> 265,440.50	- - - - -	-7,949.64	- - - - -		<sup>6</sup> 273,390.14
	SUBTOTAL 00		4022							
TOTAL, SENATE FY 1976					<sup>6</sup> 14,290,467.42	\$128,309,813.00	- - - - -	125,365,609.23	\$4,570,372.28	- - - - -
TOTAL, SENATE T.O.					- - - - -	36,410,450.00	- - - - -	31,671,503.59	- - - - -	<sup>6</sup> (17,403,245.32)
HOUSE OF REPRESENTATIVES										
GENERAL FUND ACCOUNTS										
COMPENSATION OF MEMBERS, HOUSE OF REPRESENTATIVES										
FUND RESOURCES:										
UNDISBURSED FUNDS	1976 00		0200		- - - - -	21,281,320.00	- - - - -	19,351,015.17	- - - - -	( 1,930,304.83)
	1975				1,696,894.98	- - - - -	1,696,894.98	- - - - -	- - - - -	- - - - -
	SUBTOTAL FY 1976				1,696,894.98	21,281,320.00	- - - - -	21,047,910.15	- - - - -	( 1,930,304.83)
TRANSITION QUARTER UNDISBURSED FUNDS	1976 00		0200		( 1,930,304.83)	5,385,930.00	- - - - -	5,335,785.75	- - - - -	1,980,449.08
	1975				- - - - -	- - - - -	- - - - -	- - - - -	- - - - -	- - - - -
	SUBTOTAL TRANSITION QUARTER				( 1,930,304.83)	5,385,930.00	- - - - -	5,335,785.75	- - - - -	1,980,449.08
	SUBTOTAL 00		0200							
FUND EQUITIES:										
UNOBLIGATED BALANCE					- - - - -	- - - - -	- - - - -	- - - - -	207,854.90	<sup>7</sup> - 207,854.90
ACCOUNTS PAYABLE					-1,696,894.98	- - - - -	- - - - -	- - - - -	75,699.20	-1,772,594.18
	SUBTOTAL 00		0200		-0-	26,667,250.00	- - - - -	26,383,695.90	283,554.10	-0-
MILEAGE OF MEMBERS, HOUSE OF REPRESENTATIVES										
FUND RESOURCES:										
UNDISBURSED FUNDS	1976 00		0208		- - - - -	210,000.00	- - - - -	189,431.00	- - - - -	( 20,569.00)
	1975				159.80	- - - - -	159.80	- - - - -	- - - - -	- - - - -
	SUBTOTAL FY 1976				159.80	210,000.00	- - - - -	189,590.80	- - - - -	( 20,569.00)
TRANSITION QUARTER UNDISBURSED FUNDS	1976 00		0208		( 20,569.00)	52,500.00	- - - - -	532.80	- - - - -	72,536.20
	1975				- - - - -	- - - - -	- - - - -	- - - - -	- - - - -	- - - - -
	SUBTOTAL TRANSITION QUARTER				( 20,569.00)	52,500.00	- - - - -	532.80	- - - - -	72,536.20
	SUBTOTAL 00		0208							
FUND EQUITIES:										
UNOBLIGATED BALANCE					- - - - -	- - - - -	- - - - -	- - - - -	72,536.20	<sup>7</sup> - 72,536.20
ACCOUNTS PAYABLE					-159.80	- - - - -	- - - - -	- - - - -	-159.80	- - - - -
	SUBTOTAL 00		0208		-0-	262,500.00	- - - - -	190,123.60	72,376.40	-0-
PAYMENT TO:										
FUND RESOURCES:										
UNDISBURSED FUNDS	NO YEAR 00		0215		- - - - -	- - - - -	- - - - -	- - - - -	- - - - -	- - - - -
WIDOW OF:										
HON. JERRY L. PETTIS					- - - - -	42,500.00	- - - - -	42,500.00	- - - - -	- - - - -
HON. JOHN C. KLUCZYNSKI					- - - - -	42,500.00	- - - - -	42,500.00	- - - - -	- - - - -
HON. WRIGHT PATMAN					- - - - -	44,600.00	- - - - -	44,600.00	- - - - -	- - - - -
ESTATE OF:										
WILLIAM A. BARKETT					- - - - -	44,600.00	- - - - -	44,600.00	- - - - -	- - - - -
	SUBTOTAL 00		0215		-0-	174,200.00	- - - - -	174,200.00	- - - - -	-0-

HOUSE LEADERSHIP OFFICES, HOUSE OF REPRESENTATIVES									
FUND RESOURCES:									
UNDISBURSED FUNDS	1976 00	0408	- - - - -	1,546,135.00	- - - - -	1,158,092.52	- - - - -	(388,042.48)	
	1975		56,608.25	- - - - -	- - - - -	2,586.45	- - - - -	(54,021.80)	
	SUBTOTAL FY 1976		56,608.25	1,546,135.00	- - - - -	1,160,678.97	- - - - -	(442,064.28)	
TRANSITION QUARTER									
UNDISBURSED FUNDS	1976 00	0408	(388,042.48)	391,135.00	- - - - -	342,696.85	- - - - -	436,480.63	
	1975		(54,021.80)	- - - - -	- - - - -	- - - - -	- - - - -	54,021.80	
	SUBTOTAL TRANSITION QUARTER		(442,064.28)	391,135.00	- - - - -	342,696.85	- - - - -	490,502.43	
	SUBTOTAL 00	0408	6 56,608.25	1,937,270.00	- - - - -	1,503,375.82	- - - - -	6 490,502.43	
SALARIES, OFFICERS AND EMPLOYEES, HOUSE OF REPRESENTATIVES									
FUND RESOURCES:									
UNDISBURSED FUNDS	1976 00	0410	- - - - -	19,979,815.00	- - - - -	17,505,809.84	- - - - -	(2,474,005.16)	
	1975		831,920.49	- - - - -	- - - - -	30,334.53	- - - - -	(801,585.96)	
	1974		793,663.23	- - - - -	- - - - -	143.87	- - - - -	(793,519.36)	
	SUBTOTAL FY 1976		1,625,583.72	19,979,815.00	- - - - -	17,536,288.24	- - - - -	(4,069,110.48)	
TRANSITION QUARTER									
UNDISBURSED FUNDS	1976 00	0410	(2,474,005.16)	5,002,730.00	- - - - -	5,002,148.24	- - - - -	2,474,586.92	
	1975		(801,585.96)	- - - - -	- - - - -	- - - - -	- - - - -	801,585.96	
	1974		(793,519.36)	- - - - -	- - - - -	- - - - -	- - - - -	793,519.36	
	SUBTOTAL TRANSITION QUARTER		(4,069,110.48)	5,002,730.00	- - - - -	5,002,148.24	793,519.36	3,276,172.88	
	SUBTOTAL 00	0410	6 1,625,583.72	24,982,545.00	- - - - -	22,538,436.48	793,519.36	6 3,276,172.88	
MEMBERS' CLERK HIRE, HOUSE OF REPRESENTATIVES									
FUND RESOURCES:									
UNDISBURSED FUNDS	1976 00	0415	- - - - -	93,241,000.00	- - - - -	84,687,383.80	- - - - -	(8,553,616.20)	
	1975		1,336,362.09	- - - - -	- - - - -	-4,970.78	- - - - -	(1,341,332.87)	
	1974		197,219.17	- - - - -	- - - - -	- - - - -	- - - - -	(197,219.17)	
	SUBTOTAL FY 1976		1,533,581.26	93,241,000.00	- - - - -	84,682,413.02	- - - - -	(10,092,168.24)	
TRANSITION QUARTER									
UNDISBURSED FUNDS	1976 00	0415	(8,553,616.20)	24,088,250.00	- - - - -	23,784,685.38	- - - - -	8,857,180.82	
	1975		(1,341,332.87)	- - - - -	- - - - -	- - - - -	- - - - -	1,341,332.87	
	1974		(197,219.17)	- - - - -	- - - - -	- - - - -	- - - - -	197,219.17	
	SUBTOTAL TRANSITION QUARTER		(10,092,168.24)	24,088,250.00	- - - - -	23,784,685.38	197,219.17	10,198,513.69	
	SUBTOTAL 00	0415	6 1,533,581.26	117,329,250.00	- - - - -	108,467,098.40	197,219.17	6 10,198,513.69	
COMMITTEE EMPLOYEES, HOUSE OF REPRESENTATIVES									
FUND RESOURCES:									
UNDISBURSED FUNDS	1976 00	0416	- - - - -	20,766,000.00	- - - - -	14,577,318.01	- - - - -	(6,188,681.99)	
	1975		1,698,316.16	- - - - -	- - - - -	-1,055.20	- - - - -	(1,699,371.36)	
	SUBTOTAL FY 1976		1,698,316.16	20,766,000.00	- - - - -	14,576,262.81	- - - - -	(7,888,053.35)	
TRANSITION QUARTER									
UNDISBURSED FUNDS	1976 00	0416	(6,188,681.99)	5,191,500.00	- - - - -	4,220,478.04	- - - - -	7,159,703.95	
	1975		(1,699,371.36)	- - - - -	- - - - -	- - - - -	- - - - -	1,699,371.36	
	1974		(7,888,053.35)	- - - - -	- - - - -	- - - - -	- - - - -	8,859,075.31	
	SUBTOTAL TRANSITION QUARTER		6 1,698,316.16	25,957,500.00	- - - - -	4,220,478.04	- - - - -	6 8,859,075.31	
	SUBTOTAL 00	0416		25,957,500.00	- - - - -	18,796,740.85	- - - - -	6 8,859,075.31	
COMMITTEE ON APPROPRIATIONS, STUDIES AND INVESTIGATIONS, HOUSE OF REPRESENTATIVES									
FUND RESOURCES:									
UNDISBURSED FUNDS	1976 00	0418	- - - - -	2,281,500.00	- - - - -	1,532,063.13	- - - - -	(749,436.87)	
	1975		399,716.80	- - - - -	- - - - -	341,300.42	- - - - -	(58,416.38)	
	SUBTOTAL FY 1976		399,716.80	2,281,500.00	- - - - -	1,873,363.55	- - - - -	(807,853.25)	
TRANSITION QUARTER									
UNDISBURSED FUNDS	1976 00	0418	(749,436.87)	573,500.00	- - - - -	568,115.90	- - - - -	754,820.97	
	1975		(58,416.38)	- - - - -	- - - - -	36,907.50	- - - - -	21,508.88	
	1974		(807,853.25)	- - - - -	- - - - -	- - - - -	- - - - -	776,329.85	
	SUBTOTAL TRANSITION QUARTER		6 399,716.80	2,855,000.00	- - - - -	2,476,386.95	- - - - -	6 776,329.85	
	SUBTOTAL 00	0418		2,855,000.00	- - - - -	2,476,386.95	- - - - -	6 776,329.85	
COMMITTEE ON THE BUDGET, STUDIES, HOUSE OF REPRESENTATIVES									
FUND RESOURCES:									
UNDISBURSED FUNDS	1976 00	0419	- - - - -	354,000.00	- - - - -	131,119.75	- - - - -	(222,880.25)	
	1975		90,401.33	- - - - -	- - - - -	33,557.62	- - - - -	(56,843.71)	
	SUBTOTAL FY 1976		90,401.33	354,000.00	- - - - -	164,677.37	- - - - -	(279,723.96)	
TRANSITION QUARTER									
UNDISBURSED FUNDS	1976 00	0419	(222,880.25)	88,500.00	- - - - -	41,870.55	- - - - -	269,509.70	
	1975		(56,843.71)	- - - - -	- - - - -	- - - - -	- - - - -	56,843.71	
	1974		(279,723.96)	- - - - -	- - - - -	- - - - -	- - - - -	326,353.41	
	SUBTOTAL TRANSITION QUARTER		6 90,401.33	442,500.00	- - - - -	206,547.92	- - - - -	6 326,353.41	
	SUBTOTAL 00	0419		442,500.00	- - - - -	206,547.92	- - - - -	6 326,353.41	
OFFICE OF THE LEGISLATIVE COUNSEL, HOUSE OF REPRESENTATIVES									
FUND RESOURCES:									
UNDISBURSED FUNDS	1976 00	0420	- - - - -	1,197,300.00	- - - - -	798,823.39	- - - - -	(398,476.61)	
	1975		321,423.00	- - - - -	- - - - -	2,896.87	- - - - -	(318,526.13)	
	SUBTOTAL FY 1976		321,423.00	1,197,300.00	- - - - -	801,720.26	- - - - -	(717,002.74)	
TRANSITION QUARTER									
UNDISBURSED FUNDS	1976 00	0420	(398,476.61)	302,050.00	- - - - -	246,664.88	- - - - -	453,861.73	
	1975		(318,526.13)	- - - - -	- - - - -	- - - - -	- - - - -	318,526.13	
	1974		(717,002.74)	- - - - -	- - - - -	- - - - -	- - - - -	772,387.86	
	SUBTOTAL TRANSITION QUARTER		6 321,423.00	1,499,350.00	- - - - -	246,664.88	- - - - -	6 772,387.86	
	SUBTOTAL 00	0420		1,499,350.00	- - - - -	1,048,385.14	- - - - -	6 772,387.86	

FOOTNOTES AT END OF CHAPTER

Appropriations, Outlays, and Balances - Continued

Appropriation or Fund Account		Account symbol			Balances beginning of fiscal year 1/	Appropriations and other obligatory authority 2/	Transfers, borrowings, and investments (net) 3/	Outlays (net)	Balances withdrawn and other transactions 4/	Balances end of fiscal year 2/
Title	Period of availability	Dept. Reg.	Account No.	Sub No.						
HOUSE OF REPRESENTATIVES-CONTINUED										
GENERAL FUND ACCOUNTS-CONTINUED										
OFFICE OF THE LAW REVISION COUNSEL, HOUSE OF REPRESENTATIVES										
FUND RESOURCES:										
UNDISBURSED FUNDS	1976 00		0421		---	\$342,800.00	---	\$153,885.88	---	(\$188,914.12)
	SUBTOTAL FY 1976				---	342,800.00	---	153,885.88	---	(188,914.12)
TRANSITION QUARTER UNDISBURSED FUNDS	1976 00		0421		(\$188,914.12)	85,925.00	---	59,685.45	---	215,153.67
	SUBTOTAL TRANSITION QUARTER				(188,914.12)	85,925.00	---	59,685.45	---	215,153.67
	SUBTOTAL 00		0421		-0-	428,725.00	---	213,571.33	---	6215,153.67
CONTINGENT EXPENSES, HOUSE OF REPRESENTATIVES, MISCELLANEOUS ITEMS										
FUND RESOURCES:										
UNDISBURSED FUNDS	1976 00		0431		---	23,459,200.00	---	15,568,330.78	---	(7,890,869.22)
	1975				1,344,228.17	---	\$500,000.00	---	---	(939.05)
	1974				281,977.00	---	---	203,323.37	---	(78,653.63)
	SUBTOTAL FY 1976				1,626,205.17	23,459,200.00	500,000.00	17,614,943.27	---	(7,970,461.90)
TRANSITION QUARTER UNDISBURSED FUNDS	1976 00		0431		(7,890,869.22)	5,754,800.00	---	6,084,770.36	---	7,560,898.86
	1975				(939.05)	---	---	-7,744.84	---	8,683.89
	1974				(78,653.63)	---	---	827.58	\$77,826.05	---
	SUBTOTAL TRANSITION QUARTER				(7,970,461.90)	5,754,800.00	---	6,077,853.10	77,826.05	7,569,582.75
	SUBTOTAL 00		0431		61,626,205.17	29,214,000.00	500,000.00	23,692,796.37	77,826.05	67,569,582.75
CONTINGENT EXPENSES, HOUSE OF REPRESENTATIVES, REPORTING HEARINGS										
FUND RESOURCES:										
UNDISBURSED FUNDS	1976 00		0432		---	1,175,000.00	---	984,109.43	---	(190,890.57)
	1975				87,104.44	---	---	84,592.44	---	(2,512.00)
	1974				46,585.30	---	---	---	---	(46,585.30)
	SUBTOTAL FY 1976				133,689.74	1,175,000.00	---	1,068,701.87	---	(239,987.87)
TRANSITION QUARTER UNDISBURSED FUNDS	1976 00		0432		(190,890.57)	443,750.00	---	269,009.84	---	365,630.73
	1975				(2,512.00)	---	---	254.62	---	2,257.38
	1974				(46,585.30)	---	---	---	46,585.30	---
	SUBTOTAL TRANSITION QUARTER				(239,987.87)	443,750.00	---	269,264.46	46,585.30	367,888.11
	SUBTOTAL 00		0432		6133,689.74	1,618,750.00	---	1,337,966.33	46,585.30	6367,898.11
CONTINGENT EXPENSES, HOUSE OF REPRESENTATIVES, SPECIAL AND SELECT COMMITTEES										
FUND RESOURCES:										
UNDISBURSED FUNDS	1976 00		0433		---	22,001,000.00	---	17,884,766.30	---	(4,116,233.70)
	1975				686,332.94	---	---	678,513.88	---	(7,819.06)
	1974				839,170.58	---	---	1,668.35	---	(837,502.23)
	SUBTOTAL FY 1976				1,525,503.52	22,001,000.00	---	18,564,948.53	---	(4,961,554.99)
TRANSITION QUARTER UNDISBURSED FUNDS	1976 00		0433		(4,116,233.70)	5,296,500.00	---	5,634,934.66	---	3,777,799.04
	1975				(7,819.06)	---	---	-6.00	---	7,825.06
	1974				(837,502.23)	---	---	---	837,502.23	---
	SUBTOTAL TRANSITION QUARTER				(4,961,554.99)	5,296,500.00	---	5,634,928.66	837,502.23	3,785,624.10
	SUBTOTAL 00		0433		61,525,503.52	27,297,500.00	---	24,199,877.19	837,502.23	63,785,624.10
CONTINGENT EXPENSES, HOUSE OF REPRESENTATIVES, TELEGRAPH AND TELEPHONE										
FUND RESOURCES:										
UNDISBURSED FUNDS	1976 00		0434		---	6,500,000.00	---	4,432,394.91	---	(2,067,605.09)
	1975				2,010,227.14	---	-500,000.00	1,126,848.21	---	(383,378.93)
	1974				565,609.04	---	---	12,993.00	---	(552,616.04)
	SUBTOTAL FY 1976				2,575,836.18	6,500,000.00	-500,000.00	5,572,236.12	---	(3,003,600.06)
TRANSITION QUARTER UNDISBURSED FUNDS	1976 00		0434		(2,067,605.09)	1,700,000.00	---	1,609,953.86	---	2,157,651.23
	1975				(383,378.93)	---	---	6,953.31	---	376,425.62
	1974				(552,616.04)	---	---	705.23	551,910.81	---
	SUBTOTAL TRANSITION QUARTER				(3,003,600.06)	1,700,000.00	---	1,617,612.40	551,910.81	2,534,076.85
	SUBTOTAL 00		0434		62,575,836.18	8,200,000.00	-500,000.00	7,189,848.52	551,910.81	62,534,076.85

CONTINGENT EXPENSES, HOUSE OF REPRESENTATIVES, REVISION OF LAWS									
FUND RESOURCES:									
UNDISBURSED FUNDS	1975 00	0435	3,783.02	- - - - -	- - - - -	- - - - -	- - - - -	- - - - -	(3,783.02)
	1974		12,689.30	- - - - -	- - - - -	- - - - -	- - - - -	- - - - -	(12,689.30)
	SUBTOTAL FY 1976		16,472.32	- - - - -	- - - - -	- - - - -	- - - - -	- - - - -	(16,472.32)
TRANSITION QUARTER									
UNDISBURSED FUNDS	1975 00	0435	(3,783.02)	- - - - -	- - - - -	- - - - -	- - - - -	- - - - -	3,783.02
	1974		(12,689.30)	- - - - -	- - - - -	- - - - -	- - - - -	12,689.30	- - - - -
	SUBTOTAL TRANSITION QUARTER		(16,472.32)	- - - - -	- - - - -	- - - - -	- - - - -	12,689.30	3,783.02
	SUBTOTAL	00	6 16,472.32	- - - - -	- - - - -	- - - - -	- - - - -	12,689.30	63,783.02
CONTINGENT EXPENSES, HOUSE OF REPRESENTATIVES, GOVERNMENT CONTRIBUTIONS									
FUND RESOURCES:									
UNDISBURSED FUNDS	1976 00	0436	- - - - -	9,900,000.00	- - - - -	7,736,287.90	- - - - -	- - - - -	(2,163,712.10)
	1975		13,218.31	- - - - -	- - - - -	- - - - -	- - - - -	- - - - -	(13,218.31)
	1974		554.19	- - - - -	- - - - -	- - - - -	- - - - -	- - - - -	(554.19)
	SUBTOTAL FY 1976		13,772.50	9,900,000.00	- - - - -	7,736,287.90	- - - - -	- - - - -	(2,177,484.60)
TRANSITION QUARTER									
UNDISBURSED FUNDS	1976 00	0436	(2,163,712.10)	2,565,000.00	- - - - -	2,584,530.34	- - - - -	- - - - -	2,144,181.76
	1975		(13,218.31)	- - - - -	- - - - -	- - - - -	- - - - -	- - - - -	13,218.31
	1974		(554.19)	- - - - -	- - - - -	- - - - -	554.19	- - - - -	- - - - -
	SUBTOTAL TRANSITION QUARTER		(2,177,484.60)	2,565,000.00	- - - - -	2,584,530.34	554.19	- - - - -	2,157,400.07
	SUBTOTAL	00	6 13,772.50	12,465,000.00	- - - - -	10,320,818.24	554.19	- - - - -	62,157,400.07
CONTINGENT EXPENSES, HOUSE OF REPRESENTATIVES, NEW EDITION OF THE UNITED STATES CODE									
FUND RESOURCES:									
UNDISBURSED FUNDS	NO YEAR 00	0437	80,913.65	- - - - -	- - - - -	- - - - -	- - - - -	- - - - -	(80,913.65)
	SUBTOTAL FY 1976		80,913.65	- - - - -	- - - - -	- - - - -	- - - - -	- - - - -	(80,913.65)
TRANSITION QUARTER									
UNDISBURSED FUNDS	NO YEAR 00	0437	(80,913.65)	- - - - -	- - - - -	- - - - -	- - - - -	- - - - -	80,913.65
	SUBTOTAL TRANSITION QUARTER		(80,913.65)	- - - - -	- - - - -	- - - - -	- - - - -	- - - - -	80,913.65
	SUBTOTAL	00	6 80,913.65	- - - - -	- - - - -	- - - - -	- - - - -	- - - - -	680,913.65
CONTINGENT EXPENSES, HOUSE OF REPRESENTATIVES, POSTAGE STAMPS									
FUND RESOURCES:									
UNDISBURSED FUNDS	1976 00	0439	- - - - -	525,155.00	- - - - -	201,302.90	- - - - -	- - - - -	(323,852.10)
	1975		306,653.44	- - - - -	- - - - -	294,634.13	- - - - -	- - - - -	(12,019.31)
	1974		16,794.83	- - - - -	- - - - -	- - - - -	- - - - -	- - - - -	(16,794.83)
	SUBTOTAL FY 1976		323,448.27	525,155.00	- - - - -	495,937.03	- - - - -	- - - - -	(352,666.24)
TRANSITION QUARTER									
UNDISBURSED FUNDS	1976 00	0439	(323,852.10)	- - - - -	- - - - -	107,399.30	- - - - -	- - - - -	216,452.80
	1975		(12,019.31)	- - - - -	- - - - -	- - - - -	- - - - -	- - - - -	12,019.31
	1974		(16,794.83)	- - - - -	- - - - -	- - - - -	16,794.83	- - - - -	- - - - -
	SUBTOTAL TRANSITION QUARTER		(352,666.24)	- - - - -	- - - - -	107,399.30	16,794.83	- - - - -	228,472.11
	SUBTOTAL	00	6 323,448.27	525,155.00	- - - - -	603,336.33	16,794.83	- - - - -	6228,472.11
CONTINGENT EXPENSES, HOUSE OF REPRESENTATIVES, STATIONERY, REVOLVING FUND									
FUND RESOURCES:									
UNDISBURSED FUNDS	NO YEAR 00	0440	889,425.23	2,853,500.00	- - - - -	2,535,716.26	- - - - -	- - - - -	(1,207,208.97)
	SUBTOTAL FY 1976		889,425.23	2,853,500.00	- - - - -	2,535,716.26	- - - - -	- - - - -	(1,207,208.97)
TRANSITION QUARTER									
UNDISBURSED FUNDS	NO YEAR 00	0440	(1,207,208.97)	- - - - -	- - - - -	461,821.90	- - - - -	- - - - -	745,387.07
	SUBTOTAL TRANSITION QUARTER		(1,207,208.97)	- - - - -	- - - - -	461,821.90	- - - - -	- - - - -	745,387.07
	SUBTOTAL	00	6 889,425.23	2,853,500.00	- - - - -	2,997,538.16	- - - - -	- - - - -	6745,387.07
CONTINGENT EXPENSES, HOUSE OF REPRESENTATIVES, FURNITURE									
FUND RESOURCES:									
UNDISBURSED FUNDS	NO YEAR 00	0441	1,500,000.00	- - - - -	- - - - -	750,859.80	- - - - -	- - - - -	(749,140.20)
	1976		- - - - -	1,123,000.00	- - - - -	353,821.24	- - - - -	- - - - -	(769,178.76)
	1975		380,933.31	- - - - -	- - - - -	335,933.04	- - - - -	- - - - -	(45,000.27)
	1974		735.59	- - - - -	- - - - -	- - - - -	- - - - -	- - - - -	(735.59)
	SUBTOTAL FY 1976		1,881,668.90	1,123,000.00	- - - - -	1,440,614.08	- - - - -	- - - - -	(1,564,054.82)
TRANSITION QUARTER									
UNDISBURSED FUNDS	NO YEAR 00	0441	(749,140.20)	- - - - -	- - - - -	- - - - -	- - - - -	- - - - -	749,140.20
	1976		(769,178.76)	158,000.00	- - - - -	319,119.98	- - - - -	- - - - -	608,053.78
	1975		(45,000.27)	- - - - -	- - - - -	28,798.00	- - - - -	- - - - -	16,202.27
	1974		(735.59)	- - - - -	- - - - -	- - - - -	735.59	- - - - -	- - - - -
	SUBTOTAL TRANSITION QUARTER		(1,564,054.82)	158,000.00	- - - - -	347,917.98	735.59	- - - - -	1,373,401.25
	SUBTOTAL	00	6 1,881,668.90	1,281,000.00	- - - - -	1,788,532.06	735.59	- - - - -	61,373,401.25
CONTINGENT EXPENSES, HOUSE OF REPRESENTATIVES, NEW EDITION OF THE DISTRICT OF COLUMBIA CODE									
FUND RESOURCES:									
UNDISBURSED FUNDS	NO YEAR 00	0442	245,417.87	- - - - -	- - - - -	- - - - -	- - - - -	- - - - -	(245,417.87)
	SUBTOTAL FY 1976		245,417.87	- - - - -	- - - - -	- - - - -	- - - - -	- - - - -	(245,417.87)
TRANSITION QUARTER									
UNDISBURSED FUNDS	NO YEAR 00	0442	(245,417.87)	- - - - -	- - - - -	- - - - -	- - - - -	- - - - -	245,417.87
	SUBTOTAL TRANSITION QUARTER		(245,417.87)	- - - - -	- - - - -	- - - - -	- - - - -	- - - - -	245,417.87
	SUBTOTAL	00	6 245,417.87	- - - - -	- - - - -	- - - - -	- - - - -	- - - - -	6245,417.87

FOOTNOTES AT END OF CHAPTER



Appropriations, Outlays, and Balances - Continued

Appropriation or Fund Account		Account symbol			Balances beginning of fiscal year 1/	Appropriations and other obligatory authority 2/	Transfers, borrowings, and investments (net) 2/	Outlays (net)	Balances withdrawn and other transactions 4/	Balances end of fiscal year 5/
Title	Period of availability	Dept. Reg.	Account No.	Sub. No.						
HOUSE OF REPRESENTATIVES-CONTINUED										
GENERAL FUND ACCOUNTS-CONTINUED										
CONTINGENT EXPENSES, HOUSE OF REPRESENTATIVES, SPEAKER'S AUTOMOBILE										
FUND RESOURCES:										
UNDISBURSED FUNDS	1974 00		0470		\$2,386.07	- - - - -	- - - - -	- - - - -	- - - - -	(2,386.07)
	SUBTOTAL FY 1976				2,386.07	- - - - -	- - - - -	- - - - -	- - - - -	(2,386.07)
TRANSITION QUARTER	1974 00		0470		(2,386.07)	- - - - -	- - - - -	- - - - -	\$2,386.07	- - - - -
UNDISBURSED FUNDS					(2,386.07)	- - - - -	- - - - -	- - - - -	2,386.07	- - - - -
	SUBTOTAL TRANSITION QUARTER				6 2,386.07	- - - - -	- - - - -	- - - - -	2,386.07	- 0 -
	SUBTOTAL 00		0470							
CONTINGENT EXPENSES, HOUSE OF REPRESENTATIVES, MAJORITY LEADER'S AUTOMOBILE										
FUND RESOURCES:										
UNDISBURSED FUNDS	1974 00		0471		1,746.56	- - - - -	- - - - -	- - - - -	- - - - -	(1,746.56)
	SUBTOTAL FY 1976				1,746.56	- - - - -	- - - - -	- - - - -	- - - - -	(1,746.56)
TRANSITION QUARTER	1974 00		0471		(1,746.56)	- - - - -	- - - - -	- - - - -	1,746.56	- - - - -
UNDISBURSED FUNDS					(1,746.56)	- - - - -	- - - - -	- - - - -	1,746.56	- - - - -
	SUBTOTAL TRANSITION QUARTER				6 1,746.56	- - - - -	- - - - -	- - - - -	1,746.56	- 0 -
	SUBTOTAL 00		0471							
CONTINGENT EXPENSES, HOUSE OF REPRESENTATIVES, MINORITY LEADER'S AUTOMOBILE										
FUND RESOURCES:										
UNDISBURSED FUNDS	1974 00		0472		2,618.39	- - - - -	- - - - -	- - - - -	- - - - -	(2,618.39)
	SUBTOTAL FY 1976				2,618.39	- - - - -	- - - - -	- - - - -	- - - - -	(2,618.39)
TRANSITION QUARTER	1974 00		0472		(2,618.39)	- - - - -	- - - - -	- - - - -	2,618.39	- - - - -
UNDISBURSED FUNDS					(2,618.39)	- - - - -	- - - - -	- - - - -	2,618.39	- - - - -
	SUBTOTAL TRANSITION QUARTER				6 2,618.39	- - - - -	- - - - -	- - - - -	2,618.39	- 0 -
	SUBTOTAL 00		0472							
CONTINGENT EXPENSES, HOUSE OF REPRESENTATIVES, LEADERSHIP AUTOMOBILES										
FUND RESOURCES:										
UNDISBURSED FUNDS	1976 00		0473		- - - - -	\$70,560.00	- - - - -	\$54,226.68	- - - - -	(16,333.32)
	1975				12,955.83	- - - - -	- - - - -	4,163.06	- - - - -	(8,792.77)
	SUBTOTAL FY 1976				12,955.83	70,560.00	- - - - -	58,389.74	- - - - -	(25,126.09)
TRANSITION QUARTER	1976 00		0473		(16,333.32)	17,815.00	- - - - -	17,965.46	- - - - -	16,182.86
UNDISBURSED FUNDS					(8,792.77)	- - - - -	- - - - -	- - - - -	- - - - -	8,792.77
	SUBTOTAL TRANSITION QUARTER				(25,126.09)	17,815.00	- - - - -	17,965.46	- - - - -	24,975.63
	SUBTOTAL 00		0473		6 12,955.83	88,375.00	- - - - -	76,355.20	- - - - -	624,975.63
PUBLIC ENTERPRISE FUNDS										
HOUSE OF REPRESENTATIVES RESTAURANT FUND										
FUND RESOURCES:										
UNDISBURSED FUNDS	NO YEAR 00		4003		141,654.96	- - - - -	- - - - -	17,719.97	- - - - -	(123,934.99)
	SUBTOTAL FY 1976				141,654.96	- - - - -	- - - - -	17,719.97	- - - - -	(123,934.99)
TRANSITION QUARTER	NO YEAR 00		4003		(123,934.99)	- - - - -	- - - - -	-108,017.58	- - - - -	231,952.57
UNDISBURSED FUNDS					(123,934.99)	- - - - -	- - - - -	-231,952.57	- - - - -	231,952.57
	SUBTOTAL TRANSITION QUARTER				6 141,654.96	- - - - -	- - - - -	-90,297.61	- - - - -	6 231,952.57
	SUBTOTAL 00		4003							
CONTINGENT EXPENSES, HOUSE RECORDING STUDIO, REVOLVING FUND										
FUND RESOURCES:										
UNDISBURSED FUNDS	NO YEAR 00		4004		309,945.90	- - - - -	- - - - -	31,394.60	- - - - -	(278,551.30)
	SUBTOTAL FY 1976				309,945.90	- - - - -	- - - - -	31,394.60	- - - - -	(278,551.30)
TRANSITION QUARTER	NO YEAR 00		4004		(278,551.30)	- - - - -	- - - - -	-21,990.65	- - - - -	300,541.95
UNDISBURSED FUNDS					(278,551.30)	- - - - -	- - - - -	-21,990.65	- - - - -	300,541.95
	SUBTOTAL TRANSITION QUARTER				6 309,945.90	- - - - -	- - - - -	9,403.95	- - - - -	6 300,541.95
	SUBTOTAL 00		4004							
BEAUTY SHOP REVOLVING FUND, HOUSE OF REPRESENTATIVES										
FUND RESOURCES:										
UNDISBURSED FUNDS	NO YEAR 00		4006		30,765.27	- - - - -	- - - - -	6,942.77	- - - - -	(23,822.50)
	SUBTOTAL FY 1976				30,765.27	- - - - -	- - - - -	6,942.77	- - - - -	(23,822.50)
TRANSITION QUARTER	NO YEAR 00		4006		(23,822.50)	- - - - -	- - - - -	25,109.24	- - - - -	-1,286.74
UNDISBURSED FUNDS					(23,822.50)	- - - - -	- - - - -	25,109.24	- - - - -	-1,286.74
	SUBTOTAL TRANSITION QUARTER				6 30,765.27	- - - - -	- - - - -	32,052.01	- - - - -	6 -1,286.74
	SUBTOTAL 00		4006							

HOUSE BARBER SHOPS REVOLVING FUND, HOUSE OF REPRESENTATIVES FUND RESOURCES:										
UNDISBURSED FUNDS	NO YEAR 00	4007	28,621.27	- - - - -	- - - - -	- - - - -	10,126.37	- - - - -	(18,494.90)	
	SUBTOTAL FY 1976		28,621.27	- - - - -	- - - - -	- - - - -	10,126.37	- - - - -	(18,494.90)	
TRANSITION QUARTER UNDISBURSED FUNDS										
	NO YEAR 00	4007	(18,494.90)	- - - - -	- - - - -	- - - - -	-4,639.34	- - - - -	23,134.24	
	SUBTOTAL TRANSITION QUARTER		(18,494.90)	- - - - -	- - - - -	- - - - -	-4,639.34	- - - - -	23,134.24	
	SUBTOTAL 00	4007	<sup>6</sup> 28,621.27	- - - - -	- - - - -	- - - - -	5,487.03	- - - - -	<sup>6</sup> 23,134.24	
OFFICE OF THE ATTENDING PHYSICIAN REVOLVING FUND, HOUSE OF REPRESENTATIVES FUND RESOURCES:										
UNDISBURSED FUNDS	NO YEAR 00	4008	- - - - -	- - - - -	- - - - -	- - - - -	-2,319.25	- - - - -	(2,319.25)	
	SUBTOTAL FY 1976		- - - - -	- - - - -	- - - - -	- - - - -	-2,319.25	- - - - -	(2,319.25)	
TRANSITION QUARTER UNDISBURSED FUNDS										
	NO YEAR 00	4008	(2,319.25)	- - - - -	- - - - -	- - - - -	-1,192.53	- - - - -	3,511.78	
	SUBTOTAL TRANSITION QUARTER		(2,319.25)	- - - - -	- - - - -	- - - - -	-1,192.53	- - - - -	3,511.78	
	SUBTOTAL 00	4008	-0-	- - - - -	- - - - -	- - - - -	-3,511.78	- - - - -	<sup>6</sup> 3,511.78	
INTRAGOVERNMENTAL FUNDS										
CONSOLIDATED WORKING FUND, HOUSE OF REPRESENTATIVES FUND RESOURCES:										
UNDISBURSED FUNDS	1976 00	3904	- - - - -	- - - - -	- - - - -	- - - - -	-4,385.74	- - - - -	(4,385.74)	
	1975		14,034.53	- - - - -	- - - - -	- - - - -	5,142.28	- - - - -	(8,892.25)	
	1974		6,666.93	- - - - -	- - - - -	- - - - -	- - - - -	- - - - -	(6,666.93)	
	1973		11,263.60	- - - - -	- - - - -	- - - - -	11,263.60	- - - - -	- - - - -	
	SUBTOTAL FY 1976		31,965.06	- - - - -	- - - - -	- - - - -	12,020.14	- - - - -	(19,944.92)	
TRANSITION QUARTER UNDISBURSED FUNDS										
	1976 00	3904	(4,385.74)	- - - - -	- - - - -	- - - - -	- - - - -	- - - - -	4,385.74	
	1975		(8,892.25)	- - - - -	- - - - -	- - - - -	- - - - -	- - - - -	8,892.25	
	1974		(6,666.93)	- - - - -	- - - - -	- - - - -	- - - - -	- - - - -	6,666.93	
	1973		- - - - -	- - - - -	- - - - -	- - - - -	- - - - -	- - - - -	- - - - -	
	SUBTOTAL TRANSITION QUARTER		(19,944.92)	- - - - -	- - - - -	- - - - -	- - - - -	- - - - -	19,944.92	
	SUBTOTAL 00	3904	<sup>6</sup> 31,965.06	- - - - -	- - - - -	- - - - -	12,020.14	- - - - -	<sup>6</sup> 19,944.92	
TOTAL, HOUSE OF REPRESENTATIVES FY 1976. . . . .			<sup>6</sup> 15,600,643.18	228,981,485.00	- - - - -	- - - - -	197,524,650.45	- - - - -	- - - - -	
TOTAL, HOUSE OF REPRESENTATIVES T.O. . . . .			- - - - -	57,097,885.00	- - - - -	- - - - -	56,648,134.08	2,898,018.35	<sup>6</sup> (44,609,210.30)	
JOINT ITEMS										
GENERAL FUND ACCOUNTS										
SALARIES AND EXPENSES, SENATE, CAPITOL GUIDE SERVICE FUND RESOURCES:										
UNDISBURSED FUNDS	1976 00	0170	- - - - -	422,500.00	- - - - -	- - - - -	360,545.01	- - - - -	(61,954.99)	
	1975		26,162.42	- - - - -	- - - - -	- - - - -	35.54	- - - - -	(26,126.88)	
	1974		18,817.79	- - - - -	- - - - -	- - - - -	18,817.79	- - - - -	- - - - -	
	SUBTOTAL FY 1976		44,980.21	422,500.00	- - - - -	- - - - -	360,580.55	18,817.79	(88,081.87)	
TRANSITION QUARTER UNDISBURSED FUNDS										
	1976 00	0170	(61,954.99)	152,935.00	- - - - -	- - - - -	132,593.12	- - - - -	82,296.87	
	1975		(26,126.88)	- - - - -	- - - - -	- - - - -	- - - - -	- - - - -	26,126.88	
	1974		- - - - -	- - - - -	- - - - -	- - - - -	- - - - -	- - - - -	- - - - -	
	SUBTOTAL TRANSITION QUARTER		(88,081.87)	152,935.00	- - - - -	- - - - -	132,593.12	- - - - -	108,423.75	
	SUBTOTAL 00	0170	<sup>6</sup> 44,980.21	575,435.00	- - - - -	- - - - -	493,173.67	18,817.79	<sup>6</sup> 108,423.75	
SALARIES AND CONTINGENT EXPENSES, SENATE, JOINT COMMITTEE ON PRINTING FUND RESOURCES:										
UNDISBURSED FUNDS	1976-DECEMBER 31, 1976 00	0180	- - - - -	300,000.00	- - - - -	- - - - -	- - - - -	- - - - -	(300,000.00)	
	1976		- - - - -	464,740.00	- - - - -	- - - - -	- - - - -	- - - - -	(31,300.07)	
	1975		32,894.92	- - - - -	- - - - -	- - - - -	433,439.93	- - - - -	(32,112.11)	
	1974		2,109.40	- - - - -	- - - - -	- - - - -	782.81	- - - - -	- - - - -	
	SUBTOTAL FY 1976		35,004.32	764,740.00	- - - - -	- - - - -	434,222.74	2,109.40	(363,412.18)	
TRANSITION QUARTER UNDISBURSED FUNDS										
	1976-DECEMBER 31, 1976 00	0180	(300,000.00)	- - - - -	- - - - -	- - - - -	- - - - -	- - - - -	300,000.00	
	1976		(31,300.07)	117,610.00	- - - - -	- - - - -	108,676.75	- - - - -	40,233.32	
	1975		(32,112.11)	- - - - -	- - - - -	- - - - -	- - - - -	- - - - -	32,112.11	
	1974		- - - - -	- - - - -	- - - - -	- - - - -	- - - - -	- - - - -	- - - - -	
	SUBTOTAL TRANSITION QUARTER		(363,412.18)	117,610.00	- - - - -	- - - - -	108,676.75	- - - - -	372,345.43	
	SUBTOTAL 00	0180	<sup>6</sup> 35,004.32	882,350.00	- - - - -	- - - - -	542,899.49	2,109.40	<sup>6</sup> 372,345.43	

Appropriations, Outlays, and Balances - Continued

Appropriation or Fund Account		Account symbol				Balances beginning of fiscal year <u>1</u>	Appropriations and other obligatory authority <u>2</u>	Transfers, borrowings, and investments (net) <u>3</u>	Outlays (net)	Balances withdrawn and other transactions <u>4</u>	Balances end of fiscal year <u>5</u>
Title	Period of availability	Dept. Reg.	Tr. From	Account No.	Sub. No.						
JOINT ITEMS-CONTINUED											
GENERAL FUND ACCOUNTS-CONTINUED											
SALARIES AND CONTINGENT EXPENSES, SENATE, JOINT ECONOMIC COMMITTEE											
FUND RESOURCES:											
UNDISBURSED FUNDS	1976 00	0181						\$1,103,152.23		(\$104,062.77)	
	1975					\$109,947.61		56,228.66		(53,718.95)	
	1974					81,362.80			\$81,362.80		
	1976					191,310.41	1,207,215.00	1,159,880.89	81,362.80	(157,781.72)	
SUBTOTAL FY 1976											
TRANSITION QUARTER	1976 00	0181				(104,062.77)	305,075.00	290,119.05		119,018.72	
UNDISBURSED FUNDS	1975					(53,718.95)		500.00		53,218.95	
	1974										
	1976					(157,781.72)	305,075.00	290,619.05		172,237.67	
SUBTOTAL TRANSITION QUARTER											
	00	0181				6 191,310.41	1,512,290.00	1,449,999.94	81,362.80	6 172,237.67	
SALARIES AND CONTINGENT EXPENSES, SENATE, JOINT ECONOMIC COMMITTEE-SUBCOMMITTEE ON FISCAL POLICY											
FUND RESOURCES:											
UNDISBURSED FUNDS	1975-DECEMBER 31, 1974	00	0183			35,836.34		373.21		(35,463.13)	
	1976					35,836.34		373.21		(35,463.13)	
SUBTOTAL FY 1976											
TRANSITION QUARTER	1975-DECEMBER 31, 1974	00	0183			(35,463.13)				35,463.13	
UNDISBURSED FUNDS	1974					(35,463.13)				35,463.13	
	1976					6 35,836.34		373.21		6 35,463.13	
SUBTOTAL TRANSITION QUARTER											
	00	0183									
SALARIES AND CONTINGENT EXPENSES, SENATE, JOINT COMMITTEE ON ATOMIC ENERGY											
FUND RESOURCES:											
UNDISBURSED FUNDS	1976 00	0184					632,000.00	468,961.76		(163,038.24)	
	1975					153,292.91		35,544.82		(117,748.09)	
	1974					31,492.42		17.65	31,474.77		
	1976					184,785.33	632,000.00	504,524.23	31,474.77	(280,786.33)	
SUBTOTAL FY 1976											
TRANSITION QUARTER	1976 00	0184				(163,038.24)	164,805.00	122,353.46		205,489.78	
UNDISBURSED FUNDS	1975					(117,748.09)				117,748.09	
	1974										
	1976					(280,786.33)	164,805.00	122,353.46		323,237.87	
SUBTOTAL TRANSITION QUARTER											
	00	0184				6 184,785.33	796,805.00	626,877.69	31,474.77	6 323,237.87	
CONTINGENT EXPENSES, SENATE, JOINT COMMITTEE ON INAUGURAL CEREMONIES											
FUND RESOURCES:											
UNDISBURSED FUNDS	1976-77 00	0186					825,000.00			(825,000.00)	
	1973-74					9,880.32			9,880.32		
	1976					9,880.32	825,000.00		9,880.32	(825,000.00)	
SUBTOTAL FY 1976											
TRANSITION QUARTER	1976-77 00	0186				(825,000.00)				825,000.00	
UNDISBURSED FUNDS	1973-74										
	1976					(825,000.00)					
SUBTOTAL TRANSITION QUARTER											
	00	0186				6 9,880.32	825,000.00		9,880.32	6 825,000.00	
STATEMENT OF APPROPRIATIONS, SENATE											
FUND RESOURCES:											
UNDISBURSED FUNDS	1976 00	0199					6,500.00			(6,500.00)	
	1975					6,500.00		4,250.00		(2,250.00)	
	1974					2,250.00			2,250.00		
	1976					8,750.00	6,500.00	4,250.00	2,250.00	(8,750.00)	
SUBTOTAL FY 1976											
TRANSITION QUARTER	1976 00	0199				(6,500.00)	1,625.00			8,125.00	
UNDISBURSED FUNDS	1975					(2,250.00)				2,250.00	
	1974										
	1976					(8,750.00)	1,625.00			10,375.00	
SUBTOTAL TRANSITION QUARTER											
	00	0199				6 8,750.00	8,125.00	4,250.00	2,250.00	6 10,375.00	
CONTINGENT EXPENSES, HOUSE OF REPRESENTATIVES, ATTENDING PHYSICIAN											
FUND RESOURCES:											
UNDISBURSED FUNDS	1976 00	0425					288,485.00	267,215.93		(21,269.07)	
	1975					11,881.43		10,839.73		(1,041.70)	
	1974					790.90				(790.90)	
	1976					12,672.33	288,485.00	278,055.66		(23,101.67)	
SUBTOTAL FY 1976											
TRANSITION QUARTER	1976 00	0425				(21,269.07)	72,125.00			69,832.76	
UNDISBURSED FUNDS	1975					(1,041.70)		23,561.31		1,041.70	
	1974					(790.90)			790.90		
	1976					(23,101.67)	72,125.00	23,561.31	790.90	70,874.46	
SUBTOTAL TRANSITION QUARTER											
	00	0425				6 12,672.33	360,610.00	301,616.97	790.90	6 70,874.46	

CONTINGENT EXPENSES, HOUSE OF REPRESENTATIVES, JOINT COMMITTEE ON INTERNAL REVENUE TAXATION									
FUND RESOURCES:									
UNDISBURSED FUNDS	1976 00	0460	- - - - -	1,444,180.00	- - - - -	1,249,502.73	- - - - -	(194,677.27)	
	1975		92,005.58	- - - - -	- - - - -	55,237.23	- - - - -	(36,768.35)	
	1974		47,362.04	- - - - -	- - - - -	979.70	- - - - -	(46,382.34)	
	SUBTOTAL FY 1976		139,367.62	1,444,180.00	- - - - -	1,305,719.66	- - - - -	(277,827.96)	
TRANSITION QUARTER									
UNDISBURSED FUNDS	1976 00	0460	(194,677.27)	364,795.00	- - - - -	383,680.62	- - - - -	175,751.65	
	1975		(36,768.35)	- - - - -	- - - - -	- - - - -	- - - - -	36,768.35	
	1974		(46,382.34)	- - - - -	- - - - -	- - - - -	- - - - -	- - - - -	
	SUBTOTAL TRANSITION QUARTER		(277,827.96)	364,795.00	- - - - -	383,680.62	46,382.34	- - - - -	212,560.00
	SUBTOTAL 00	0460	<sup>6</sup> 139,367.62	1,808,975.00	- - - - -	1,689,400.28	46,382.34	- - - - -	<sup>6</sup> 212,560.00
CONTINGENT EXPENSES, HOUSE OF REPRESENTATIVES, JOINT COMMITTEE ON DEFENSE PRODUCTION									
FUND RESOURCES:									
UNDISBURSED FUNDS	1976 00	0463	- - - - -	166,065.00	- - - - -	148,388.29	- - - - -	(17,676.71)	
	1975		9,184.87	- - - - -	- - - - -	4,886.41	- - - - -	(4,298.46)	
	1974		3,663.00	- - - - -	- - - - -	- - - - -	- - - - -	(3,663.00)	
	SUBTOTAL FY 1976		12,847.87	166,065.00	- - - - -	153,274.70	- - - - -	(25,638.17)	
TRANSITION QUARTER									
UNDISBURSED FUNDS	1976 00	0463	(17,676.71)	42,020.00	- - - - -	40,273.33	- - - - -	19,423.38	
	1975		(4,298.46)	- - - - -	- - - - -	- - - - -	- - - - -	4,298.46	
	1974		(3,663.00)	- - - - -	- - - - -	- - - - -	- - - - -	- - - - -	
	SUBTOTAL TRANSITION QUARTER		(25,638.17)	42,020.00	- - - - -	40,273.33	3,663.00	- - - - -	23,721.84
	SUBTOTAL 00	0463	<sup>6</sup> 12,847.87	208,085.00	- - - - -	193,548.03	3,663.00	- - - - -	<sup>6</sup> 23,721.84
CONTINGENT EXPENSES, HOUSE OF REPRESENTATIVES, JOINT COMMITTEE ON CONGRESSIONAL OPERATIONS									
FUND RESOURCES:									
UNDISBURSED FUNDS	1976 00	0465	- - - - -	654,500.00	- - - - -	600,690.24	- - - - -	(53,809.76)	
	1975		147,198.80	- - - - -	- - - - -	10,193.65	- - - - -	(137,005.15)	
	1974		134,753.11	- - - - -	- - - - -	990.00	- - - - -	(133,763.11)	
	SUBTOTAL FY 1976		281,951.91	654,500.00	- - - - -	611,873.89	- - - - -	(324,578.02)	
TRANSITION QUARTER									
UNDISBURSED FUNDS	1976 00	0465	(53,809.76)	165,250.00	- - - - -	117,190.74	- - - - -	101,869.02	
	1975		(137,005.15)	- - - - -	- - - - -	- - - - -	- - - - -	137,005.15	
	1974		(133,763.11)	- - - - -	- - - - -	- - - - -	- - - - -	- - - - -	
	SUBTOTAL TRANSITION QUARTER		(324,578.02)	165,250.00	- - - - -	117,190.74	133,763.11	- - - - -	238,874.17
	SUBTOTAL 00	0465	<sup>6</sup> 281,951.91	819,750.00	- - - - -	729,064.63	133,763.11	- - - - -	<sup>6</sup> 238,874.17
CAPITOL POLICE BOARD, HOUSE OF REPRESENTATIVES									
FUND RESOURCES:									
UNDISBURSED FUNDS	1976 00	0474	- - - - -	1,400,345.00	- - - - -	1,044,362.39	- - - - -	(355,982.61)	
	1975		434,654.48	- - - - -	- - - - -	345,604.57	- - - - -	(89,049.91)	
	1974		130,161.69	- - - - -	- - - - -	- - - - -	- - - - -	(130,161.69)	
	SUBTOTAL FY 1976		564,816.17	1,400,345.00	- - - - -	1,389,966.96	- - - - -	(575,194.21)	
TRANSITION QUARTER									
UNDISBURSED FUNDS	1976 00	0474	(355,982.61)	350,090.00	- - - - -	294,459.84	- - - - -	411,612.77	
	1975		(89,049.91)	- - - - -	- - - - -	- - - - -	- - - - -	89,049.91	
	1974		(130,161.69)	- - - - -	- - - - -	- - - - -	- - - - -	- - - - -	
	SUBTOTAL TRANSITION QUARTER		(575,194.21)	350,090.00	- - - - -	294,459.84	130,161.69	- - - - -	500,662.68
	SUBTOTAL 00	0474	<sup>6</sup> 564,816.17	1,750,435.00	- - - - -	1,684,426.80	130,161.69	- - - - -	<sup>6</sup> 500,662.68
UNIFORMS AND EQUIPMENT, CAPITOL POLICE, HOUSE OF REPRESENTATIVES									
FUND RESOURCES:									
UNDISBURSED FUNDS	1976 00	0476	- - - - -	564,820.00	- - - - -	296,342.48	- - - - -	(268,477.52)	
	1975		220,127.01	- - - - -	- - - - -	166,329.43	- - - - -	(53,797.58)	
	1974		2,414.77	- - - - -	- - - - -	- - - - -	- - - - -	(2,414.77)	
	SUBTOTAL FY 1976		222,541.78	564,820.00	- - - - -	462,671.91	- - - - -	(324,689.87)	
TRANSITION QUARTER									
UNDISBURSED FUNDS	1976 00	0476	(268,477.52)	92,305.00	- - - - -	210,146.79	- - - - -	150,635.73	
	1975		(53,797.58)	- - - - -	- - - - -	- - - - -	- - - - -	53,797.58	
	1974		(2,414.77)	- - - - -	- - - - -	- - - - -	- - - - -	- - - - -	
	SUBTOTAL TRANSITION QUARTER		(324,689.87)	92,305.00	- - - - -	210,146.79	2,414.77	- - - - -	153,108.73
	SUBTOTAL 00	0476	<sup>6</sup> 222,541.78	657,125.00	- - - - -	724,143.28	2,414.77	- - - - -	<sup>6</sup> 153,108.73
STATEMENT OF APPROPRIATIONS, HOUSE OF REPRESENTATIVES									
FUND RESOURCES:									
UNDISBURSED FUNDS	1976 00	0499	- - - - -	6,500.00	- - - - -	- - - - -	- - - - -	(6,500.00)	
	1975		6,500.00	- - - - -	- - - - -	- - - - -	- - - - -	(6,500.00)	
	1974		6,500.00	- - - - -	- - - - -	- - - - -	- - - - -	(6,500.00)	
	SUBTOTAL FY 1976		13,000.00	6,500.00	- - - - -	- - - - -	- - - - -	(19,500.00)	
TRANSITION QUARTER									
UNDISBURSED FUNDS	1976 00	0499	(6,500.00)	1,625.00	- - - - -	- - - - -	- - - - -	8,125.00	
	1975		(6,500.00)	- - - - -	- - - - -	- - - - -	- - - - -	6,500.00	
	1974		(6,500.00)	- - - - -	- - - - -	- - - - -	- - - - -	- - - - -	
	SUBTOTAL TRANSITION QUARTER		(19,500.00)	1,625.00	- - - - -	- - - - -	6,500.00	- - - - -	14,625.00
	SUBTOTAL 00	0499	<sup>6</sup> 13,000.00	8,125.00	- - - - -	- - - - -	6,500.00	- - - - -	<sup>6</sup> 4,625.00

FOOTNOTES AT END OF CHAPTER

Appropriations, Outlays, and Balances - Continued

Appropriation or Fund Account		Account symbol			Balances beginning of fiscal year <sup>1/</sup>	Appropriations and other obligational authority <sup>2/</sup>	Transfers, borrowings, and investments (net) <sup>3/</sup>	Outlays (net)	Balances withdrawn and other transactions <sup>4/</sup>	Balances end of fiscal year <sup>5/</sup>
Title	Period of availability	Dept. Reg.	Account No.	Sub. No.						
JOINT ITEMS-CONTINUED										
GENERAL FUND ACCOUNTS-CONTINUED										
EDUCATION OF SENATE, HOUSE, AND SUPREME COURT PAGES										
FUND RESOURCES:										
UNDISBURSED FUNDS	1976 00		0820		- - - - -	\$186,615.00	- - - - -	- - - - -	- - - - -	(\$186,615.00)
	1975				\$4.00	- - - - -	- - - - -	- - - - -	- - - - -	(4.00)
	1974				17,136.00	- - - - -	- - - - -	- - - - -	- - - - -	(17,136.00)
	SUBTOTAL FY 1976				17,140.00	186,615.00	- - - - -	- - - - -	- - - - -	(203,755.00)
TRANSITION QUARTER										
UNDISBURSED FUNDS	1976 00		0820		(186,615.00)	46,660.00	- - - - -	\$167,758.00	- - - - -	65,517.00
	1975				(4.00)	- - - - -	- - - - -	- - - - -	- - - - -	4.00
	1974				(17,136.00)	- - - - -	- - - - -	\$17,136.00	- - - - -	- - - - -
	SUBTOTAL TRANSITION QUARTER				(203,755.00)	46,660.00	- - - - -	167,758.00	17,136.00	65,521.00
	SUBTOTAL 00		0820		17,140.00	233,275.00	- - - - -	167,758.00	17,136.00	65,521.00
OFFICIAL MAIL COSTS, HOUSE OF REPRESENTATIVES										
FUND RESOURCES:										
UNDISBURSED FUNDS	1976 00		0825		- - - - -	- - - - -	- - - - -	8,031,154.40	- - - - -	(-8,031,154.40)
	1975-76				- - - - -	62,181,000.00	- - - - -	36,536,937.80	- - - - -	(25,644,062.20)
	SUBTOTAL FY 1976				- - - - -	62,181,000.00	- - - - -	44,568,092.20	- - - - -	(17,612,907.80)
TRANSITION QUARTER										
UNDISBURSED FUNDS	1976 00		0825		(-8,031,154.40)	- - - - -	- - - - -	-8,031,154.40	- - - - -	- - - - -
	1975-76				(25,644,062.20)	11,525,000.00	- - - - -	23,654,711.90	- - - - -	13,514,350.30
	1974				(17,612,907.80)	11,525,000.00	- - - - -	15,623,557.50	- - - - -	13,514,350.30
	SUBTOTAL TRANSITION QUARTER				-0-	73,706,000.00	- - - - -	60,191,649.70	- - - - -	613,514,350.30
	SUBTOTAL 00		0825				- - - - -		- - - - -	
TOTAL, JOINT ITEMS FY 1976 . . . . .					61,774,884.61	70,750,465.00	- - - - -	51,232,986.60	145,895.08	- - - - -
TOTAL, JOINT ITEMS T.Q. . . . .					- - - - -	13,401,920.00	- - - - -	17,566,195.09	340,811.81	6(16,641,381.03)
OFFICE OF TECHNOLOGY ASSESSMENT										
GENERAL FUND ACCOUNTS										
SALARIES AND EXPENSES, OFFICE OF TECHNOLOGY ASSESSMENT										
FUND RESOURCES:										
UNDISBURSED FUNDS	1976 07		0100		- - - - -	<sup>8</sup> 6,578,000.00	- - - - -	3,035,855.60	- - - - -	(3,542,144.40)
	1975				2,146,923.00	- - - - -	- - - - -	1,884,005.86	- - - - -	(262,917.14)
	1974				93,354.06	- - - - -	- - - - -	115,174.03	- - - - -	(-21,809.97)
	SUBTOTAL FY 1976				2,240,287.06	6,578,000.00	- - - - -	5,035,035.49	- - - - -	(3,783,251.57)
TRANSITION QUARTER										
UNDISBURSED FUNDS	1976 07		0100		(3,542,144.40)	1,512,000.00	- - - - -	1,118,225.65	- - - - -	3,935,918.75
	1975				(262,917.14)	- - - - -	- - - - -	38,764.26	-88,453.06	312,605.94
	1974				(-21,809.97)	- - - - -	- - - - -	- - - - -	-31,012.82	- - - - -
	PRIOR YEARS				- - - - -	- - - - -	- - - - -	- - - - -	9,202.85	9,202.85
	SUBTOTAL TRANSITION QUARTER				(3,783,251.57)	1,512,000.00	- - - - -	1,156,989.91	-119,465.88	4,257,727.54
ACCOUNTS RECEIVABLE					141.90	- - - - -	- - - - -	- - - - -	273.50	-131.60
FUND EQUITIES:										
UNOBLIGATED BALANCE					- - - - -	- - - - -	- - - - -	- - - - -	2,920,237.13	<sup>9</sup> -2,920,237.13
ACCOUNTS PAYABLE					-595,184.30	- - - - -	- - - - -	- - - - -	-197,282.16	-397,902.14
UNDELIVERED ORDERS					-1,645,244.66	- - - - -	- - - - -	- - - - -	-705,787.99	-939,456.67
	SUBTOTAL 07		0100		-0-	8,090,000.00	- - - - -	6,192,025.40	1,897,974.60	-0-
TRUST FUND ACCOUNTS										
CONTRIBUTIONS AND DONATIONS, OFFICE OF TECHNOLOGY ASSESSMENT										
FUND RESOURCES:										
UNDISBURSED FUNDS	NO YEAR 07		8094		552.02	25.00	- - - - -	- - - - -	- - - - -	(577.02)
	SUBTOTAL FY 1976				552.02	25.00	- - - - -	- - - - -	- - - - -	(577.02)
TRANSITION QUARTER										
UNDISBURSED FUNDS	NO YEAR 07		8094		(577.02)	- - - - -	- - - - -	- - - - -	- - - - -	577.02
	SUBTOTAL TRANSITION QUARTER				(577.02)	- - - - -	- - - - -	- - - - -	- - - - -	577.02
ACCOUNTS RECEIVABLE					- - - - -	- - - - -	- - - - -	- - - - -	577.02	-577.02
FUND EQUITIES:										
UNOBLIGATED BALANCE					-552.02	- - - - -	- - - - -	- - - - -	-552.02	- - - - -
	SUBTOTAL 07		8094		-0-	25.00	- - - - -	- - - - -	25.00	-0-
TOTAL, OFFICE OF TECHNOLOGY ASSESSMENT FY 1976 . . . . .					- - - - -	6,578,025.00	- - - - -	5,035,035.49	- - - - -	- - - - -
TOTAL, OFFICE OF TECHNOLOGY ASSESSMENT T.Q. . . . .					- - - - -	1,512,000.00	- - - - -	1,156,989.91	1,897,999.60	- - - - -

CONGRESSIONAL BUDGET OFFICE

GENERAL FUND ACCOUNTS

SALARIES AND EXPENSES, CONGRESSIONAL BUDGET OFFICE

FUND RESOURCES:								
UNDISBURSED FUNDS	1976 08	0100	- - - - -	4,868,440.00	- - - - -	2,763,187.35	- - - - -	(2,105,252.65)
	1975		- - - - -	4,868,440.00	- - - - -	2,763,187.35	- - - - -	(2,105,252.65)
SUBTOTAL FY 1976								
TRANSITION QUARTER UNDISBURSED FUNDS								
	1976 08	0100	(2,105,252.65)	1,184,085.00	- - - - -	1,775,838.04	125,262.86	1,388,236.75
	1975		(2,105,252.65)	1,184,085.00	- - - - -	1,775,838.04	125,262.86	1,388,236.75
SUBTOTAL TRANSITION QUARTER								
FUND EQUITIES:								
ACCOUNTS PAYABLE								
UNDELIVERED ORDERS								
	08	0100	- - - - -	- - - - -	- - - - -	- - - - -	278,804.25	-278,804.25
			- - - - -	- - - - -	- - - - -	- - - - -	1,109,432.50	-1,109,432.50
			- - - - -	- - - - -	- - - - -	- - - - -	1,513,499.61	-0-
SUBTOTAL 08			-0-	6,052,525.00		4,539,025.39		
TOTAL, CONGRESSIONAL BUDGET OFFICE FY 1976			- - - - -	4,868,440.00	- - - - -	2,763,187.35	- - - - -	- - - - -
TOTAL, CONGRESSIONAL BUDGET OFFICE T.Q.			- - - - -	1,184,085.00	- - - - -	1,775,838.04	1,513,499.61	- - - - -

ARCHITECT OF THE CAPITOL

GENERAL FUND ACCOUNTS

SALARIES, OFFICE OF THE ARCHITECT OF THE CAPITOL

FUND RESOURCES:								
UNDISBURSED FUNDS	1976 01	0100	- - - - -	1,629,100.00	- - - - -	1,549,730.00	- - - - -	(79,370.00)
	1975		85,964.01	- - - - -	- - - - -	85,964.01	- - - - -	- - - - -
SUBTOTAL FY 1976			85,964.01	1,629,100.00	- - - - -	1,635,694.01	- - - - -	(79,370.00)
TRANSITION QUARTER UNDISBURSED FUNDS								
	1976 01	0100	(79,370.00)	425,000.00	- - - - -	389,965.45	28,853.94	85,550.61
	1975		- - - - -	- - - - -	- - - - -	- - - - -	- - - - -	- - - - -
SUBTOTAL TRANSITION QUARTER			(79,370.00)	425,000.00	- - - - -	389,965.45	28,853.94	85,550.61
FUND EQUITIES:								
ACCOUNTS PAYABLE								
	01	0100	-85,964.01	- - - - -	- - - - -	- - - - -	-413.40	-85,550.61
			-0-	2,054,100.00	- - - - -	2,025,659.46	28,440.54	-0-
CONTINGENT EXPENSES, ARCHITECT OF THE CAPITOL								
FUND RESOURCES:								
UNDISBURSED FUNDS	NO YEAR 01	0102	- - - - -	201,000.00	- - - - -	1,418.40	- - - - -	(199,581.60)
	1976		- - - - -	120,000.00	- - - - -	96,626.19	- - - - -	(23,373.81)
	1975-76		- - - - -	100,000.00	- - - - -	91,705.58	- - - - -	(8,294.42)
	1975		96,252.05	- - - - -	- - - - -	94,396.26	- - - - -	(1,855.79)
	1974		1,345.68	- - - - -	- - - - -	1,213.57	- - - - -	(132.11)
SUBTOTAL FY 1976			97,597.73	421,000.00	- - - - -	285,360.00	- - - - -	(233,237.73)
TRANSITION QUARTER UNDISBURSED FUNDS								
	NO YEAR 01	0102	(199,581.60)	- - - - -	- - - - -	19,871.26	- - - - -	179,710.34
	1976		(23,373.81)	30,000.00	- - - - -	6,069.03	36,335.46	10,969.32
	1975-76		(8,294.42)	- - - - -	- - - - -	- - - - -	8,111.96	182.46
	1975		(1,855.79)	- - - - -	- - - - -	- - - - -	1,330.79	525.00
	1974		(132.11)	- - - - -	- - - - -	- - - - -	132.11	- - - - -
SUBTOTAL TRANSITION QUARTER			(233,237.73)	30,000.00	- - - - -	25,940.29	45,910.32	191,387.12
FUND EQUITIES:								
UNOBLIGATED BALANCE								
ACCOUNTS PAYABLE								
	01	0102	-97,597.73	- - - - -	- - - - -	- - - - -	144,145.92	-144,145.92
			-0-	451,000.00	- - - - -	311,300.29	50,356.53	-47,241.20
CAPITOL BUILDINGS, ARCHITECT OF THE CAPITOL								
FUND RESOURCES:								
UNDISBURSED FUNDS	NO YEAR 01	0105	1,059,724.50	77,000.00	- - - - -	926,513.18	- - - - -	(210,211.32)
	1976		- - - - -	4,619,300.00	- - - - -	3,986,587.54	- - - - -	(632,712.46)
	1975-76		- - - - -	11,496,500.00	- - - - -	345,598.07	- - - - -	(150,901.93)
	1974-76		- - - - -	12,14,956.16	- - - - -	14,544.23	- - - - -	(411.93)
	1973-76		- - - - -	13,247,490.63	- - - - -	143,045.32	- - - - -	(104,445.31)
	1975		481,232.33	- - - - -	- - - - -	452,146.77	- - - - -	(29,085.56)
	1974-75		48,110.62	- - - - -	- - - - -	32,423.77	- - - - -	(15,686.85)
	1973-75		398,866.43	- - - - -	- - - - -	327,055.42	- - - - -	(71,811.01)
	1974		531,529.84	- - - - -	- - - - -	331,266.84	- - - - -	(200,263.00)
	1973-74		1,018.21	- - - - -	- - - - -	5,293.65	- - - - -	(-4,275.44)
	1971-74		709.38	- - - - -	- - - - -	709.38	- - - - -	- - - - -
	PRIOR YEARS		4,850.64	- - - - -	- - - - -	11.83	- - - - -	(4,838.81)
SUBTOTAL FY 1976			2,526,041.95	5,455,246.79	- - - - -	6,565,196.00	- - - - -	(1,416,092.74)

Appropriations, Outlays, and Balances - Continued

Appropriation or Fund Account		Account symbol			Balances beginning of fiscal year 1/	Appropriations and other obligatory authority 2/	Transfers, borrowings, and investments (net) 2/	Outlays (net)	Balances withdrawn and other transactions 4/	Balances end of fiscal year 2/
Title	Period of availability	Dept. Reg.	Dept. Tr From	Account No.						
ARCHITECT OF THE CAPITOL-CONTINUED										
GENERAL FUND ACCOUNTS-CONTINUED										
CAPITOL BUILDINGS, ARCHITECT OF THE CAPITOL-CONTINUED										
FUND RESOURCES:-CONTINUED										
TRANSITION QUARTER										
UNDISBURSED FUNDS										
	NO YEAR	01		0105						
	1976				(\$ 210,211.32)					\$ 171,564.68
	1975-76				( 632,712.46)	\$ 1,391,000.00			14 \$ 114,948.87	820,317.03
	1974-76				( 150,901.93)				15 121,769.28	10,783.02
	1973-76				( 411.93)					411.93
	1975				( 104,445.31)					26,253.45
	1974-75				( 29,085.56)					19,869.31
	1973-75				( 15,686.85)					15,068.00
	1974				( 71,811.01)					32,304.76
	1973-74				( 200,263.00)					
	1971-74				( 4,275.44)					
	PRIOR YEARS				( 4,838.81)					153,865.85
	SUBTOTAL TRANSITION QUARTER				( 1,416,092.74)	1,391,000.00				1,250,026.10
FUND EQUITIES:										
UNOBLIGATED BALANCE										
ACCOUNTS PAYABLE										
					-492,764.82					-443,725.86
					-2,033,277.13					-832,289.99
					-0-	6,846,246.79				-968,948.91
	SUBTOTAL 01			0105						-0-
EXTENSION OF THE CAPITOL, ARCHITECT OF THE CAPITOL										
FUND RESOURCES:										
UNDISBURSED FUNDS										
	NO YEAR	01		0107						
	1976				2,032,047.17					( 2,022,047.17)
	SUBTOTAL FY 1976				2,032,047.17					( 2,022,047.17)
TRANSITION QUARTER										
UNDISBURSED FUNDS										
	NO YEAR	01		0107						
	1976				( 2,022,047.17)					2,022,047.17
	SUBTOTAL TRANSITION QUARTER				( 2,022,047.17)					2,022,047.17
FUND EQUITIES:										
UNOBLIGATED BALANCE										
ACCOUNTS PAYABLE										
					-2,022,047.17					-2,022,047.17
					-10,000.00					-10,000.00
					-0-					-10,000.00
	SUBTOTAL 01			0107						-0-
CAPITOL GROUNDS, ARCHITECT OF THE CAPITOL										
FUND RESOURCES:										
UNDISBURSED FUNDS										
	NO YEAR	01		0108						
	1976					200,000.00				( 199,994.44)
	1975-76					1,643,700.00				( 185,147.19)
	1975				134,000.00					( 8,690.27)
	1974				79,540.57					( 147.69)
	1974				4,749.28					( 4,749.28)
	SUBTOTAL FY 1976				218,289.85	1,843,700.00				( 398,728.87)
TRANSITION QUARTER										
UNDISBURSED FUNDS										
	NO YEAR	01		0108						
	1976				( 199,994.44)					196,115.48
	1975-76				( 185,147.19)	405,000.00				141,441.33
	1975				( 8,690.27)					3,016.18
	1975				( 147.69)					
	1974				( 4,749.28)					
	SUBTOTAL TRANSITION QUARTER				( 398,728.87)	405,000.00				340,572.99
	ACCOUNTS RECEIVABLE				3,632.64					5,869.76
FUND EQUITIES:										
UNOBLIGATED BALANCE										
ACCOUNTS PAYABLE										
					-134,000.00					6,515.48
					-87,922.49					118,004.78
					-0-	2,248,700.00				213,839.95
	SUBTOTAL 01			0108						-0-
MASTER PLAN FOR FUTURE DEVELOPMENT OF THE CAPITOL GROUNDS AND RELATED AREAS, ARCHITECT OF THE CAPITOL										
FUND RESOURCES:										
UNDISBURSED FUNDS										
	NO YEAR	01		0119						
	1976					350,000.00				( 347,504.75)
	SUBTOTAL FY 1976					350,000.00				( 347,504.75)
TRANSITION QUARTER										
UNDISBURSED FUNDS										
	NO YEAR	01		0119						
	1976				( 347,504.75)					311,159.96
	SUBTOTAL TRANSITION QUARTER				( 347,504.75)					311,159.96
FUND EQUITIES:										
UNOBLIGATED BALANCE										
ACCOUNTS PAYABLE										
										278,063.30
										33,096.66
					-0-	350,000.00				311,159.96
	SUBTOTAL 01			0119						-0-

ACQUISITION OF PROPERTY AS AN ADDITION TO THE CAPITOL GROUNDS, ARCHITECT OF THE CAPITOL									
FUND RESOURCES:									
UNDISBURSED FUNDS	NO YEAR 01	0104	41,585.50						(41,585.50)
	SUBTOTAL FY 1976		41,585.50						(41,585.50)
TRANSITION QUARTER									
UNDISBURSED FUNDS	NO YEAR 01	0104	(41,585.50)						41,585.50
	SUBTOTAL TRANSITION QUARTER		(41,585.50)						41,585.50
FUND EQUITIES:									
UNOBLIGATED BALANCE			-41,585.50						-41,585.50
	SUBTOTAL 01	0104	-0-						-0-
SENATE OFFICE BUILDINGS, ARCHITECT OF THE CAPITOL									
FUND RESOURCES:									
UNDISBURSED FUNDS	NO YEAR 01	0123	156,735.01	983,600.00		145,747.61			(994,587.40)
	1976			8,034,400.00		7,218,412.56			(815,987.44)
	1975-76			1,225,000.00		105,058.03			(119,941.97)
	1975		738,845.94			719,138.79			(19,707.15)
	1974		611,782.61			424,919.13			(186,863.48)
	PRIOR YEARS		1,301.44			46.44			(1,255.00)
	SUBTOTAL FY 1976		1,508,665.00	9,243,000.00		8,601,322.56			(2,138,342.44)
TRANSITION QUARTER									
UNDISBURSED FUNDS	NO YEAR 01	0123	(994,587.40)			17,953.78			976,633.62
	1976		(815,987.44)	2,079,000.00		1,933,768.03	49,390.54		911,828.87
	1975-76		(119,941.97)			51,446.77	18,556,652.42		12,842.78
	1975		(19,707.15)			14,126.47	3,629.14		1,951.54
	1974		(186,863.48)			25,541.10	3,074.10		
	PRIOR YEARS		(1,255.00)		-158,248.28	158,248.28	1,046.71		158,456.57
	SUBTOTAL TRANSITION QUARTER		(2,138,342.44)	2,079,000.00		2,042,836.15	112,792.91		2,061,713.38
FUND EQUITIES:									
UNOBLIGATED BALANCE			-1,742.51						
ACCOUNTS PAYABLE			-1,506,922.49				868,266.31		-870,008.82
	SUBTOTAL 01	0123	-0-	11,322,000.00		10,656,158.71	-315,217.93		-1,191,704.56
CONSTRUCTION OF AN EXTENSION TO THE NEW SENATE OFFICE BUILDING, ARCHITECT OF THE CAPITOL									
FUND RESOURCES:									
UNDISBURSED FUNDS	NO YEAR 01	0122	83,377,112.78			2,569,627.95			(80,807,484.83)
	SUBTOTAL FY 1976		83,377,112.78			2,569,627.95			(80,807,484.83)
TRANSITION QUARTER									
UNDISBURSED FUNDS	NO YEAR 01	0122	(80,807,484.83)			1,666,020.91			79,141,463.92
	SUBTOTAL TRANSITION QUARTER		(80,807,484.83)			1,666,020.91			79,141,463.92
FUND EQUITIES:									
UNOBLIGATED BALANCE			-80,385,895.35						
ACCOUNTS PAYABLE			-2,991,217.43				-6,189,040.46		-74,196,854.89
	SUBTOTAL 01	0122	-0-			4,235,648.86	1,953,391.60		-4,944,609.03
EXTENSION OF ADDITIONAL SENATE OFFICE BUILDING SITE, ARCHITECT OF THE CAPITOL									
FUND RESOURCES:									
UNDISBURSED FUNDS	NO YEAR 01	0148	102,763.07			24,501.74			(78,261.33)
	SUBTOTAL FY 1976		102,763.07			24,501.74			(78,261.33)
TRANSITION QUARTER									
UNDISBURSED FUNDS	NO YEAR 01	0148	(78,261.33)						78,261.33
	SUBTOTAL TRANSITION QUARTER		(78,261.33)						78,261.33
FUND EQUITIES:									
UNOBLIGATED BALANCE			-101,293.55						
ACCOUNTS PAYABLE			-1,469.52				-23,032.22		-78,261.33
	SUBTOTAL 01	0148	-0-			24,501.74	-1,469.52		-0-
ACQUISITION OF PROPERTY AS A SITE FOR PARKING FACILITIES FOR THE UNITED STATES SENATE, ARCHITECT OF THE CAPITOL									
FUND RESOURCES:									
UNDISBURSED FUNDS	NO YEAR 01	0120	774,210.01			563,369.70			(210,840.31)
	SUBTOTAL FY 1976		774,210.01			563,369.70			(210,840.31)
TRANSITION QUARTER									
UNDISBURSED FUNDS	NO YEAR 01	0120	(210,840.31)			53,293.96			157,546.35
	SUBTOTAL TRANSITION QUARTER		(210,840.31)			53,293.96			157,546.35
FUND EQUITIES:									
UNOBLIGATED BALANCE			-766,798.67						
ACCOUNTS PAYABLE			-7,411.34				-626,697.12		-140,101.55
	SUBTOTAL 01	0120	-0-			616,663.66	10,033.46		-17,444.80
							-616,663.66		-0-



Appropriations, Outlays, and Balances - Continued

Appropriation or Fund Account		Account symbol			Balances beginning of fiscal year 1/	Appropriations and other obligations authority 2/	Transfers, borrowings, and investments (net) 2/	Outlays (net)	Balances withdrawn and other transactions 4/	Balances end of fiscal year 5/
Title	Period of availability	Dept. Reg.	Account No.	Sub. No.						
ARCHITECT OF THE CAPITOL-CONTINUED										
GENERAL FUND ACCOUNTS-CONTINUED										
PLANS FOR GARAGE AND RELATED FACILITIES FOR THE UNITED STATES SENATE, ARCHITECT OF THE CAPITOL										
FUND RESOURCES:										
UNDISBURSED FUNDS	NO YEAR 01		0121		\$49,474.75	-	-	-	-	(\$49,474.75)
					49,474.75	-	-	-	-	(49,474.75)
	SUBTOTAL FY 1976									
TRANSITION QUARTER	NO YEAR 01		0121		(49,474.75)	-	-	\$.81	-	49,473.94
UNDISBURSED FUNDS					(49,474.75)	-	-	.81	-	49,473.94
	SUBTOTAL TRANSITION QUARTER									
FUND EQUITIES:										
UNOBLIGATED BALANCE					-49,474.75	-	-	.81	-.81	-49,473.94
	SUBTOTAL 01		0121		-0-	-	-			-0-
SENATE GARAGE, ARCHITECT OF THE CAPITOL										
FUND RESOURCES:										
UNDISBURSED FUNDS	1976 01		0112		-	\$134,300.00	-	122,593.39	-	(11,706.61)
	1975				9,196.09	-	-	9,202.75	-	(-6.66)
	SUBTOTAL FY 1976				9,196.09	134,300.00	-	131,796.14	-	(11,699.95)
TRANSITION QUARTER	1976 01		0112		(11,706.61)	34,000.00	-	30,823.49	301.01	14,582.11
UNDISBURSED FUNDS	1975				(-6.66)	-	-	-	-6.66	(-6.66)
	SUBTOTAL TRANSITION QUARTER				(11,699.95)	34,000.00	-	30,823.49	294.35	14,582.11
FUND EQUITIES:										
ACCOUNTS PAYABLE					-9,196.09	-	-	-	5,386.02	-14,582.11
	SUBTOTAL 01		0112		-0-	168,300.00	-	162,619.63	5,680.37	-0-
HOUSE OFFICE BUILDINGS, ARCHITECT OF THE CAPITOL										
FUND RESOURCES:										
UNDISBURSED FUNDS	NO YEAR 01		0127		14,432,696.34	-	-	3,710,779.25	-	(10,721,917.09)
	1976				-	10,252,700.00	-	9,479,207.68	-	(773,492.32)
	1975				764,562.38	-	-	757,844.11	-	(6,718.27)
	1974				687,985.95	-	-	539,670.83	-	(148,315.12)
	PRIOR YEARS				198,850.48	-	-	112,732.49	-	(86,117.99)
	SUBTOTAL FY 1976				16,084,095.15	10,252,700.00	-	14,600,234.36	-	(11,736,560.79)
TRANSITION QUARTER	NO YEAR 01		0127		(10,721,917.09)	-	-	1,106,674.26	-	9,615,242.83
UNDISBURSED FUNDS	1976				(773,492.32)	2,596,000.00	-	2,336,191.18	200,173.26	833,127.88
	1975				(6,718.27)	-	-	432.74	623.79	5,661.74
	1974				(148,315.12)	-	-	26,026.34	1,603.00	-
	PRIOR YEARS				(86,117.99)	-	-\$120,685.78	5,400.00	1,759.90	199,643.87
	SUBTOTAL TRANSITION QUARTER				(11,736,560.79)	2,596,000.00	-	3,474,724.52	204,159.95	10,653,676.32
FUND EQUITIES:										
UNOBLIGATED BALANCE					-13,448,008.48	-	-	-	-4,827,414.36	-8,620,594.12
ACCOUNTS PAYABLE					-2,636,086.67	-	-	-	-603,004.47	-2,033,082.20
	SUBTOTAL 01		0127		-0-	12,848,700.00	-	18,074,958.88	-5,226,258.88	-0-
ACQUISITION OF PROPERTY, CONSTRUCTION AND EQUIPMENT, ADDITIONAL HOUSE OFFICE BUILDING, ARCHITECT OF THE CAPITOL										
FUND RESOURCES:										
UNDISBURSED FUNDS	NO YEAR 01		0128		149,187.45	-	-	58,711.13	-	(90,476.32)
UNFUNDED CONTRACT AUTHORITY	NO YEAR 01		0128		7,446,000.00	-	-	-	-	(7,446,000.00)
	SUBTOTAL FY 1976				7,595,187.45	-	-	58,711.13	-	(7,536,476.32)
TRANSITION QUARTER	NO YEAR 01		0128		(90,476.32)	-	-	3,867.61	-	86,608.71
UNDISBURSED FUNDS					(7,446,000.00)	-	-	-	-	7,446,000.00
UNFUNDED CONTRACT AUTHORITY	NO YEAR 01		0128		(7,536,476.32)	-	-	3,867.61	-	7,532,608.71
	SUBTOTAL TRANSITION QUARTER									
FUND EQUITIES:										
UNOBLIGATED BALANCE					-7,527,871.68	-	-	-	-69,903.96	-7,457,967.72
ACCOUNTS PAYABLE					-67,315.77	-	-	-	7,325.22	-74,640.99
	SUBTOTAL 01		0128		-0-	-	-	62,578.74	-62,578.74	-0-
CAPITOL POWER PLANT, ARCHITECT OF THE CAPITOL										
FUND RESOURCES:										
UNDISBURSED FUNDS	1976 01		0133		-	9,088,000.00	-	6,429,026.15	-	(2,658,973.85)
	1975				2,265,807.87	-	-	2,287,505.57	-	(-21,697.70)
	1974				23,549.20	-	-	2,347.49	-	(21,201.71)
	1972-74				1,276.45	-	-	1,199.70	-	(76.75)
	SUBTOTAL FY 1976				2,290,633.52	9,088,000.00	-	8,720,078.91	-	(2,658,554.61)

TRANSITION QUARTER									
UNDISBURSED FUNDS		1976 01	0133	(2,658,973.85)	2,442,000.00		2,604,078.91	917,806.42	1,579,088.52
		1975		(-21,697.70)			556.13	-33,432.77	11,178.94
		1974		(21,201.71)				21,201.71	
		1972-74		(76.75)				76.75	
SUBTOTAL TRANSITION QUARTER				(2,658,554.61)	2,442,000.00		2,604,635.04	905,652.11	1,590,267.46
FUND EQUITIES:									
ACCOUNTS PAYABLE				-2,290,633.52				-700,366.06	-1,590,267.46
SUBTOTAL 01		0133		-0-	11,530,000.00		11,324,713.95	205,286.05	-0-
EXPANSION OF FACILITIES, CAPITOL POWER PLANT, ARCHITECT OF THE CAPITOL									
FUND RESOURCES:									
UNDISBURSED FUNDS		NO YEAR 01	0135	401,807.17			113,494.04		(288,313.13)
SUBTOTAL FY 1976				401,807.17			113,494.04		(288,313.13)
TRANSITION QUARTER									
UNDISBURSED FUNDS		NO YEAR 01	0135	(288,313.13)			3,741.25		284,571.88
SUBTOTAL TRANSITION QUARTER				(288,313.13)			3,741.25		284,571.88
FUND EQUITIES:									
UNOBLIGATED BALANCE				-393,610.21				-114,216.68	-279,393.53
ACCOUNTS PAYABLE				-8,196.96				-3,018.61	-5,178.35
SUBTOTAL 01		0135		-0-			117,235.29	-117,235.29	-0-
MODIFICATIONS AND ENLARGEMENT, CAPITOL POWER PLANT, ARCHITECT OF THE CAPITOL									
FUND RESOURCES:									
UNDISBURSED FUNDS		NO YEAR 01	0136	16,759,104.19			5,181,129.72		(11,577,974.47)
SUBTOTAL FY 1976				16,759,104.19			5,181,129.72		(11,577,974.47)
TRANSITION QUARTER									
UNDISBURSED FUNDS		NO YEAR 01	0136	(11,577,974.47)			337,831.88		11,240,142.59
SUBTOTAL TRANSITION QUARTER				(11,577,974.47)			337,831.88		11,240,142.59
FUND EQUITIES:									
UNOBLIGATED BALANCE				-10,347,126.51				-6,620,835.86	-3,726,290.65
ACCOUNTS PAYABLE				-6,411,977.68				1,101,874.26	-7,513,851.94
SUBTOTAL 01		0136		-0-			5,518,961.60	-5,518,961.60	-0-
ALTERATIONS AND IMPROVEMENTS, BUILDINGS AND GROUNDS, TO PROVIDE FACILITIES FOR THE PHYSICALLY HANDICAPPED, ARCHITECT OF THE CAPITOL									
FUND RESOURCES:									
UNDISBURSED FUNDS		NO YEAR 01	0106		2,700,000.00		13,211.37		(2,686,788.63)
SUBTOTAL FY 1976					2,700,000.00		13,211.37		(2,686,788.63)
TRANSITION QUARTER									
UNDISBURSED FUNDS		NO YEAR 01	0106	(2,686,788.63)			44,671.75		2,642,116.88
SUBTOTAL TRANSITION QUARTER				(2,686,788.63)			44,671.75		2,642,116.88
FUND EQUITIES:									
UNOBLIGATED BALANCE								2,447,352.50	-2,447,352.50
ACCOUNTS PAYABLE								194,764.38	-194,764.38
SUBTOTAL 01		0106		-0-	2,700,000.00		57,883.12	2,642,116.88	-0-
STRUCTURAL AND MECHANICAL CARE, LIBRARY BUILDINGS AND GROUNDS, ARCHITECT OF THE CAPITOL									
FUND RESOURCES:									
UNDISBURSED FUNDS		NO YEAR 01	0155	42,081.96	78,000.00		42,081.96		(78,000.00)
		1976			2,025,000.00		1,692,836.46		(332,163.54)
		1975-76			1970,000.00		16,290.85		(53,709.15)
		1975		274,971.21			250,457.88		(24,513.33)
		1974		3,973.09			3,023.42		(149.67)
		PRIOR YEARS		83,573.64			72,836.20		(10,737.44)
SUBTOTAL FY 1976				404,599.90	2,173,000.00		2,078,326.77		(499,273.13)
TRANSITION QUARTER									
UNDISBURSED FUNDS		NO YEAR 01	0155	(78,000.00)					78,000.00
		1976		(332,163.54)	485,000.00		465,696.21	20162,484.97	188,982.36
		1975-76		(53,709.15)			6,500.30	44,856.85	2,352.00
		1975		(24,513.33)			5,491.30	643.23	18,378.80
		1974		(149.67)				149.67	
		PRIOR YEARS		(10,737.44)				485.24	10,252.20
SUBTOTAL TRANSITION QUARTER				(499,273.13)	485,000.00		477,687.81	208,619.96	297,965.36
FUND EQUITIES:									
UNOBLIGATED BALANCE								78,000.00	-78,000.00
ACCOUNTS PAYABLE				-404,599.90				-184,634.54	-219,965.36
SUBTOTAL 01		0155		-0-	2,658,000.00		2,556,014.58	101,985.42	-0-

Appropriations, Outlays, and Balances - Continued

Appropriation or Fund Account		Account symbol			Balances beginning of fiscal year 1/	Appropriations and other obligational authority 2/	Transfers, borrowings, and investments (net) 3/	Outlays (net)	Balances withdrawn and other transactions 4/	Balances end of fiscal year 5/
Title	Period of availability	Dept. Reg.	Account No.	Sub. No.						
ARCHITECT OF THE CAPITOL-CONTINUED										
GENERAL FUND ACCOUNTS-CONTINUED										
LIBRARY OF CONGRESS JAMES MADISON MEMORIAL BUILDING, LIBRARY BUILDINGS AND GROUNDS, ARCHITECT OF THE CAPITOL										
FUND RESOURCES:										
UNDISBURSED FUNDS	NO YEAR 01		0158		\$49,601,363.62	\$33,000,000.00	- - - - -	\$4,452,653.15	- - - - -	(\$78,148,710.47)
	1976				49,601,363.62	33,000,000.00	- - - - -	4,452,653.15	- - - - -	(78,148,710.47)
	SUBTOTAL									
TRANSITION QUARTER	NO YEAR 01		0158		(78,148,710.47)	- - - - -	- - - - -	2,386,390.52	- - - - -	75,762,319.95
UNDISBURSED FUNDS	1974				(78,148,710.47)	- - - - -	- - - - -	2,386,390.52	- - - - -	75,762,319.95
	SUBTOTAL									
FUND EQUITIES:										
UNOBLIGATED BALANCE					-45,411,512.91	- - - - -	- - - - -	- - - - -	-\$37,932,498.38	-7,479,014.53
ACCOUNTS PAYABLE					-4,189,850.71	- - - - -	- - - - -	- - - - -	64,093,454.71	-68,283,305.42
	SUBTOTAL	01	0158		-9-	33,000,000.00	- - - - -	6,839,043.67	26,160,956.33	-0-
TOTAL, ARCHITECT OF THE CAPITOL FY 1976 . . . . .					- - - - -	76,290,046.79	- - - - -	57,282,463.78	- - - - -	- - - - -
TOTAL, ARCHITECT OF THE CAPITOL T.Q. . . . .					- - - - -	9,887,000.00	- - - - -	15,200,375.00	13,694,208.01	- - - - -
BOTANIC GARDEN										
GENERAL FUND ACCOUNTS										
SALARIES AND EXPENSES, BOTANIC GARDEN										
FUND RESOURCES:										
UNDISBURSED FUNDS	NO YEAR 02		0102		- - - - -	50,000.00	- - - - -	40,227.95	- - - - -	(9,772.05)
	1976				- - - - -	1,202,500.00	- - - - -	1,103,173.69	- - - - -	(99,326.31)
	1975				84,607.57	- - - - -	- - - - -	84,390.73	- - - - -	(216.84)
	1974				8,726.20	- - - - -	- - - - -	7,275.17	- - - - -	(1,451.03)
	SUBTOTAL				93,333.77	1,252,500.00	- - - - -	1,235,067.54	- - - - -	(110,766.23)
TRANSITION QUARTER	NO YEAR 02		0102		(9,772.05)	- - - - -	- - - - -	3,843.88	- - - - -	5,928.17
UNDISBURSED FUNDS	1976				(99,326.31)	297,000.00	- - - - -	279,674.60	20,521.89	96,129.82
	1975				(216.84)	- - - - -	- - - - -	51.26	165.58	- - - - -
	1974				(1,451.03)	- - - - -	- - - - -	- - - - -	1,451.03	- - - - -
	SUBTOTAL				(110,766.23)	297,000.00	- - - - -	283,569.74	22,138.50	102,057.99
ACCOUNTS RECEIVABLE					- - - - -	- - - - -	- - - - -	- - - - -	-7,848.71	7,848.71
FUND EQUITIES:										
UNOBLIGATED BALANCE					- - - - -	- - - - -	- - - - -	- - - - -	13,531.68	-13,531.68
ACCOUNTS PAYABLE					-93,333.77	- - - - -	- - - - -	- - - - -	3,041.25	-96,375.02
	SUBTOTAL	02	0102		-0-	1,549,500.00	- - - - -	1,518,637.28	30,862.72	-0-
TOTAL, BOTANIC GARDEN FY 1976 . . . . .					- - - - -	1,252,500.00	- - - - -	1,235,067.54	- - - - -	- - - - -
TOTAL, BOTANIC GARDEN T.Q. . . . .					- - - - -	297,000.00	- - - - -	283,569.74	30,862.72	- - - - -
LIBRARY OF CONGRESS										
GENERAL FUND ACCOUNTS										
SALARIES AND EXPENSES, LIBRARY OF CONGRESS										
FUND RESOURCES:										
UNDISBURSED FUNDS	1976 03		0101		- - - - -	59,119,800.00	- - - - -	52,349,921.89	- - - - -	(6,769,878.11)
	1975				5,375,683.55	- - - - -	- - - - -	4,719,059.28	- - - - -	(656,624.27)
	1974				432,361.55	- - - - -	- - - - -	284,750.52	- - - - -	(147,611.03)
	PRIOR YEARS				191,487.33	- - - - -	- - - - -	82,755.64	- - - - -	(108,731.69)
	SUBTOTAL				5,999,532.43	59,119,800.00	- - - - -	57,436,487.33	- - - - -	(7,632,845.10)
TRANSITION QUARTER	1976 03		0101		(6,769,878.11)	15,632,000.00	- - - - -	14,493,979.60	747,610.62	7,160,287.89
UNDISBURSED FUNDS	1975				(656,624.27)	- - - - -	- - - - -	33,748.71	277,115.47	345,760.09
	1974				(147,611.03)	- - - - -	- - - - -	34,101.41	-25,225.81	- - - - -
	PRIOR YEARS				(108,731.69)	- - - - -	-\$138,735.43	167.16	-38,710.97	286,010.93
	SUBTOTAL				(7,682,845.10)	15,632,000.00	- - - - -	14,561,996.88	960,789.31	7,792,058.91
ACCOUNTS RECEIVABLE					19,386.00	- - - - -	- - - - -	- - - - -	19,386.00	- - - - -

FUND EQUITIES:									
ACCOUNTS PAYABLE			-2,631,299.07					73,260.25	-2,704,559.32
UNDELIVERED ORDERS			-3,387,619.36					1,699,880.23	-5,087,499.59
SUBTOTAL 03 0101			-0-	74,751,800.00			71,998,484.21	2,753,315.79	-0-
SALARIES AND EXPENSES, COPYRIGHT OFFICE, LIBRARY OF CONGRESS									
FUND RESOURCES:									
UNDISBURSED FUNDS				6,977,500.00			6,565,668.30		(411,831.70)
1976 03 0102									
1975			525,102.09				516,479.65		(8,622.44)
1974			21,271.36				703.40		(20,567.96)
PRIOR YEARS			9,935.30				30,284.00		(-20,348.70)
SUBTOTAL FY 1976			556,308.75	6,977,500.00			7,113,135.35		(420,673.40)
TRANSITION QUARTER UNDISBURSED FUNDS									
1976 03 0102			(411,831.70)	1,984,000.00			1,646,777.00	147,769.20	601,285.50
1975			(8,622.44)					4,901.34	3,721.10
1974			(20,567.96)				207.00	17,610.96	
PRIOR YEARS			(-20,348.70)			2,750.00		-28,001.00	10,402.30
SUBTOTAL TRANSITION QUARTER			(420,673.40)	1,984,000.00			1,646,984.00	142,280.50	615,408.90
FUND EQUITIES:									
ACCOUNTS PAYABLE			-363,029.29					-3,857.58	-359,171.71
UNDELIVERED ORDERS			-193,279.46					62,957.73	-256,237.19
SUBTOTAL 03 0102			-0-	8,961,500.00			8,760,119.35	201,380.65	-0-
SALARIES AND EXPENSES, NATIONAL COMMISSION ON NEW TECHNOLOGICAL USES OF COPYRIGHTED WORKS, LIBRARY OF CONGRESS									
FUND RESOURCES:									
UNDISBURSED FUNDS				337,000.00			193,696.05		(143,303.95)
SUBTOTAL FY 1976				337,000.00			193,696.05		(143,303.95)
TRANSITION QUARTER UNDISBURSED FUNDS									
1976 03 0105			(143,303.95)	118,000.00			68,034.58	105,256.23	88,013.14
SUBTOTAL TRANSITION QUARTER			(143,303.95)	118,000.00			68,034.58	105,256.23	88,013.14
FUND EQUITIES:									
ACCOUNTS PAYABLE								20,305.76	-20,305.76
UNDELIVERED ORDERS								67,707.38	-67,707.38
SUBTOTAL 03 0105			-0-	455,000.00			261,730.63	193,269.37	-0-
SALARIES AND EXPENSES, CONGRESSIONAL RESEARCH SERVICE, LIBRARY OF CONGRESS									
FUND RESOURCES:									
UNDISBURSED FUNDS				17,165,000.00			15,938,470.67		(1,226,529.33)
1976 03 0127									
1975			1,439,461.97				1,375,436.12		(64,025.85)
1974			42,048.80				12,511.93		(29,536.87)
PRIOR YEARS			522.93						(522.93)
SUBTOTAL FY 1976			1,482,033.70	17,165,000.00			17,326,418.72		(1,320,614.98)
TRANSITION QUARTER UNDISBURSED FUNDS									
1976 03 0127			(1,226,529.33)	4,653,000.00			4,117,956.64	97,293.78	1,664,280.91
1975			(64,025.85)				4,947.50	22,139.29	36,539.06
1974			(29,536.87)					14,911.57	
PRIOR YEARS			(522.93)			-14,625.30		14,883.72	
SUBTOTAL TRANSITION QUARTER			(1,320,614.98)	4,653,000.00			4,122,902.14	134,609.15	1,716,103.69
ACCOUNTS RECEIVABLE								-20,859.52	20,859.52
FUND EQUITIES:									
ACCOUNTS PAYABLE			-849,298.75					36,972.12	-886,270.87
UNDELIVERED ORDERS			-632,734.95					217,957.39	-850,692.34
SUBTOTAL 03 0127			-0-	21,818,000.00			21,449,320.86	368,679.14	-0-
SALARIES AND EXPENSES, DISTRIBUTION OF CATALOG CARDS, LIBRARY OF CONGRESS									
FUND RESOURCES:									
UNDISBURSED FUNDS				11,529,000.00			9,270,290.16		(2,258,709.84)
1976 03 0128									
1974-76				21,300,000.00			300,000.00		
1975			1,744,554.18				1,548,070.39		(196,483.79)
1974			204,945.87				134,594.25		(70,351.62)
PRIOR YEARS			55,990.54				111,705.00		(-55,714.46)
SUBTOTAL FY 1976			2,005,490.59	11,829,000.00			11,364,659.80		(2,469,830.79)
TRANSITION QUARTER UNDISBURSED FUNDS									
1976 03 0128			(2,258,709.84)	3,069,500.00			2,837,689.95	56,308.30	2,434,211.59
1974-76									
1975			(196,483.79)				4,496.07	183,188.49	8,799.23
1974			(70,351.62)				1,750.78	66,969.85	
PRIOR YEARS			(-55,714.46)			-1,630.99		-60,700.84	6,390.37
SUBTOTAL TRANSITION QUARTER			(2,469,830.79)	3,069,500.00			2,844,163.80	245,765.80	2,449,401.19
FUND EQUITIES:									
ACCOUNTS PAYABLE			-372,236.21					-19,000.73	-353,235.48
UNDELIVERED ORDERS			-1,633,254.38					462,911.33	-2,096,165.71
SUBTOTAL 03 0128			-0-	14,898,500.00			14,208,823.60	689,676.40	-0-

Appropriations, Outlays, and Balances - Continued

Appropriation or Fund Account Title	Period of availability	Account symbol			Balances beginning of fiscal year <u>1</u> /	Appropriations and other obligatory authority <u>2</u> /	Transfers, borrowings, and investments (net) <u>3</u> /	Outlays (net)	Balances withdrawn and other transactions <u>4</u> /	Balances end of fiscal year <u>5</u> /
		Dept. Reg. Tr. From	Account No.	Sub. No.						
LIBRARY OF CONGRESS-CONTINUED										
GENERAL FUND ACCOUNTS-CONTINUED										
BOOKS FOR THE GENERAL COLLECTIONS,										
LIBRARY OF CONGRESS										
FUND RESOURCES:										
UNDISBURSED FUNDS	NO YEAR 03		0130	\$226,090.43	\$1,695,000.00	- - - - -	\$1,565,319.90	- - - - -	( \$355,770.53)	
	NO YEAR 03			226,090.43	1,695,000.00	- - - - -	1,565,319.90	- - - - -	( 355,770.53)	
	NO YEAR 03									
TRANSITION QUARTER										
UNDISBURSED FUNDS	NO YEAR 03		0130	( 355,770.53)	456,000.00	- - - - -	352,713.30	- - - - -	459,057.23	
	NO YEAR 03			( 355,770.53)	456,000.00	- - - - -	352,713.30	- - - - -	459,057.23	
	NO YEAR 03									
FUND EQUITIES:										
UNOBLIGATED BALANCE				-89,321.84	- - - - -	- - - - -	- - - - -	\$32,231.07	-121,552.91	
ACCOUNTS PAYABLE				-27,999.77	- - - - -	- - - - -	- - - - -	-15,042.70	-12,957.07	
UNDELIVERED ORDERS				-108,768.82	- - - - -	- - - - -	- - - - -	215,778.43	-324,547.25	
				-0-	2,151,000.00	- - - - -	1,918,033.20	232,966.80	-0-	
BOOKS FOR THE LAW LIBRARY,										
LIBRARY OF CONGRESS										
FUND RESOURCES:										
UNDISBURSED FUNDS	NO YEAR 03		0131	103,875.44	251,000.00	- - - - -	223,420.25	- - - - -	( 131,455.19)	
	NO YEAR 03			103,875.44	251,000.00	- - - - -	223,420.25	- - - - -	( 131,455.19)	
	NO YEAR 03									
TRANSITION QUARTER										
UNDISBURSED FUNDS	NO YEAR 03		0131	( 131,455.19)	75,000.00	- - - - -	66,264.63	- - - - -	140,190.56	
	NO YEAR 03			( 131,455.19)	75,000.00	- - - - -	66,264.63	- - - - -	140,190.56	
	NO YEAR 03									
FUND EQUITIES:										
UNOBLIGATED BALANCE				-14,555.76	- - - - -	- - - - -	- - - - -	400.67	-14,956.43	
ACCOUNTS PAYABLE				-5,742.13	- - - - -	- - - - -	- - - - -	-2,655.46	-3,086.67	
UNDELIVERED ORDERS				-83,577.55	- - - - -	- - - - -	- - - - -	38,569.91	-122,147.46	
				-0-	326,000.00	- - - - -	289,684.88	36,315.12	-0-	
BOOKS FOR THE BLIND AND PHYSICALLY										
HANDICAPPED, LIBRARY OF CONGRESS										
FUND RESOURCES:										
UNDISBURSED FUNDS	1976 03		0141	- - - - -	15,905,000.00	- - - - -	7,133,938.53	- - - - -	( 8,771,061.47)	
	1975			5,733,967.91	- - - - -	- - - - -	5,404,760.53	- - - - -	( 329,207.38)	
	1974			280,396.79	- - - - -	- - - - -	107,404.91	- - - - -	( 172,991.88)	
	PRIOR YEARS			58,688.80	- - - - -	- - - - -	25,970.59	- - - - -	( 34,718.21)	
	PRIOR YEARS			6,073,053.50	15,905,000.00	- - - - -	12,670,074.56	- - - - -	( 9,307,978.94)	
	PRIOR YEARS									
TRANSITION QUARTER										
UNDISBURSED FUNDS	1976 03		0141	( 8,771,061.47)	3,767,000.00	- - - - -	2,181,412.21	70,152.43	10,286,496.83	
	1975			( 329,207.38)	- - - - -	- - - - -	54,074.63	73,552.32	201,580.43	
	1974			( 172,991.88)	- - - - -	- \$114,448.36	- - - - -	58,543.52	- - - - -	
	PRIOR YEARS			( 34,718.21)	- - - - -	114,448.36	- - - - -	31,512.05	117,654.52	
	PRIOR YEARS			( 9,307,978.94)	3,767,000.00	- - - - -	2,235,486.84	233,760.32	10,605,731.78	
	PRIOR YEARS									
FUND EQUITIES:										
ACCOUNTS PAYABLE				-238,080.43	- - - - -	- - - - -	- - - - -	-44,574.18	-193,506.25	
UNDELIVERED ORDERS				-5,834,973.07	- - - - -	- - - - -	- - - - -	4,577,252.46	-10,412,225.53	
				-0-	19,672,000.00	- - - - -	14,905,561.40	4,766,438.60	-0-	
COLLECTION AND DISTRIBUTION OF										
LIBRARY MATERIALS, SPECIAL										
FOREIGN CURRENCY PROGRAM,										
LIBRARY OF CONGRESS										
FUND RESOURCES:										
UNDISBURSED FUNDS	NO YEAR 03		0144	1,838,078.22	2,014,100.00	- - - - -	2,564,926.76	- - - - -	( 1,287,251.46)	
	NO YEAR 03			1,838,078.22	2,014,100.00	- - - - -	2,564,926.76	- - - - -	( 1,287,251.46)	
	NO YEAR 03									
TRANSITION QUARTER										
UNDISBURSED FUNDS	NO YEAR 03		0144	( 1,287,251.46)	498,000.00	- - - - -	615,433.43	- - - - -	1,169,818.03	
	NO YEAR 03			( 1,287,251.46)	498,000.00	- - - - -	615,433.43	- - - - -	1,169,818.03	
	NO YEAR 03									
FUND EQUITIES:										
UNOBLIGATED BALANCE				-1,206,523.57	- - - - -	- - - - -	- - - - -	-477,826.21	-728,697.36	
ACCOUNTS PAYABLE				-15,783.67	- - - - -	- - - - -	- - - - -	9,179.44	-24,963.11	
UNDELIVERED ORDERS				-615,770.98	- - - - -	- - - - -	- - - - -	-199,613.42	-416,157.56	
				-0-	2,512,100.00	- - - - -	3,180,360.19	-668,260.19	-0-	
FURNITURE AND FURNISHINGS, LIBRARY OF										
CONGRESS										
FUND RESOURCES:										
UNDISBURSED FUNDS	NO YEAR 03		0146	8,701,997.12	3,136,000.00	- - - - -	127,590.20	- - - - -	( 11,710,406.92)	
	1976			- - - - -	942,000.00	- - - - -	686,382.51	- - - - -	( 255,617.49)	
	1975-76			- - - - -	220,000.00	- - - - -	- - - - -	- - - - -	( 20,000.00)	
	1975			174,537.45	- - - - -	- - - - -	178,354.03	- - - - -	(-3,816.58)	
	1974			5,811.34	- - - - -	- - - - -	5,463.64	- - - - -	( 347.70)	
	PRIOR YEARS			395.65	- - - - -	- - - - -	100.00	- - - - -	( 295.65)	
	PRIOR YEARS			8,882,741.56	4,098,000.00	- - - - -	997,890.38	- - - - -	( 11,982,851.18)	

TRANSITION QUARTER UNDISBURSED FUNDS	NO YEAR 03	0146	(11,710,406.92)	58,000.00		23,354.67		11,745,052.25
	1976		(255,617.49)	87,300.00		115,766.63	6,136.83	221,014.03
	1975-76		(20,000.00)					20,000.00
	1975		(-3,816.58)				-3,972.83	156.25
	1974		(347.70)				347.70	
	PRIOR YEARS		(295.65)				295.65	
SUBTOTAL TRANSITION QUARTER			(11,982,851.18)	145,300.00		139,121.30	2,807.35	11,986,222.53
FUND EQUITIES:								
UNOBLIGATED BALANCE			-8,684,644.73				3,016,289.98	-11,700,934.71
ACCOUNTS PAYABLE			-10,501.07				42,490.06	-52,991.13
UNDELIVERED ORDERS			-187,595.76				44,700.93	-232,296.69
SUBTOTAL 03	0146		-0-	4,243,300.00		1,137,011.68	3,106,288.32	-0-
SALARIES AND EXPENSES, REVISION OF ANNOTATED CONSTITUTION, LIBRARY OF CONGRESS								
FUND RESOURCES:								
UNDISBURSED FUNDS	NO YEAR 03	0114	20,775.91	34,000.00		16,899.34		(37,876.57)
SUBTOTAL FY 1976			20,775.91	34,000.00		16,899.34		(37,876.57)
TRANSITION QUARTER UNDISBURSED FUNDS	NO YEAR 03	0114	(37,876.57)	9,000.00		7,463.21		39,413.36
SUBTOTAL TRANSITION QUARTER			(37,876.57)	9,000.00		7,463.21		39,413.36
FUND EQUITIES:								
UNOBLIGATED BALANCE			-19,456.20				17,400.30	-36,856.50
ACCOUNTS PAYABLE			-1,319.71				1,237.15	-2,556.86
SUBTOTAL 03	0114		-0-	43,000.00		24,362.55	18,637.45	-0-
UNCLASSIFIED EXPENDITURES, LIBRARY OF CONGRESS								
FUND RESOURCES:								
UNDISBURSED FUNDS	NO YEAR 03	1999				1,338.91		(-1,338.91)
SUBTOTAL FY 1976						1,338.91		(-1,338.91)
TRANSITION QUARTER UNDISBURSED FUNDS	NO YEAR 03	1999	(-1,338.91)			79.88		23-1,418.79
SUBTOTAL TRANSITION QUARTER			(-1,338.91)			79.88		-1,418.79
FUND EQUITIES:								
UNOBLIGATED BALANCE							-1,418.79	23 1,418.79
SUBTOTAL 03	1999		-0-			1,418.79	-1,418.79	-0-
SPECIAL FUND ACCOUNTS								
OLIVER WENDELL HOLMES DEVISE FUND								
FUND RESOURCES:								
UNDISBURSED FUNDS	NO YEAR 35	5075	99,241.11	23,671.54		20,000.00		(102,912.65)
SUBTOTAL FY 1976			99,241.11	23,671.54		20,000.00		(102,912.65)
TRANSITION QUARTER UNDISBURSED FUNDS	NO YEAR 35	5075	(102,912.65)	5,934.72				108,847.37
SUBTOTAL TRANSITION QUARTER			(102,912.65)	5,934.72				108,847.37
FUND EQUITIES:								
UNOBLIGATED BALANCE			-99,241.11				9,606.26	-108,847.37
SUBTOTAL 35	5075		-0-	29,606.26		20,000.00	9,606.26	-0-
INTRAGOVERNMENTAL FUNDS								
CONSOLIDATED WORKING FUND, LIBRARY OF CONGRESS								
FUND RESOURCES:								
UNDISBURSED FUNDS	NO YEAR 03	3900	449,757.41			-113,144.38		(562,901.79)
	1976-77					-15,564.07		(15,564.07)
	1976					366,405.96		(-366,405.96)
	1975-76		128,158.69			127,308.58		(850.11)
	1975		181,443.48			180,328.08		(1,115.40)
	1974		7,551.47			8,228.00		(-676.53)
	1973-74		5,025.59			5,000.00		(25.59)
	PRIOR YEARS		9,978.46			828.00		(9,150.46)
SUBTOTAL FY 1976			781,915.10			559,390.17		(222,524.93)
TRANSITION QUARTER UNDISBURSED FUNDS	NO YEAR 03	3900	(562,901.79)			45,214.19		517,687.60
	1976-77		(15,564.07)			-110,190.81		125,754.88
	1976		(-366,405.96)			92,968.63		-459,374.59
	1975-76		(850.11)			850.11		
	1975		(1,115.40)			130.32	537.64	447.44
	1974		(-676.53)			10.80	-704.03	
	1973-74		(25.59)				25.59	
	PRIOR YEARS		(9,150.46)			16.70	-164.04	9,331.20
SUBTOTAL TRANSITION QUARTER			(222,524.93)			28,983.24	-304.84	193,846.53
ACCOUNTS RECEIVABLE			115,556.00				-915,368.90	1,030,924.90
FUND EQUITIES:								
UNOBLIGATED BALANCE			-588,007.27				59,730.20	24-647,737.47
ACCOUNTS PAYABLE			-195,341.34				11,102.66	-206,444.00
UNDELIVERED ORDERS			-114,122.49				256,467.47	-370,589.96
SUBTOTAL 03	3900		-0-			588,373.41	-588,373.41	-0-

Appropriations, Outlays, and Balances - Continued

Appropriation or Fund Account		Account symbol			Balances beginning of fiscal year <sup>1/</sup>	Appropriations and other obligational authority <sup>2/</sup>	Transfers, borrowings, and investments (net) <sup>3/</sup>	Outlays (net)	Balances withdrawn and other transactions <sup>4/</sup>	Balances end of fiscal year <sup>5/</sup>
Title	Period of availability	Dept. Reg.	Account No.	Sub. No.						
LIBRARY OF CONGRESS-CONTINUED										
TRUST FUND ACCOUNTS										
PAYMENT OF INTEREST ON BEQUEST OF GERTRUDE M. HUBBARD, LIBRARY OF CONGRESS										
FUND RESOURCES:										
UNDISBURSED FUNDS	NO YEAR 03		8022		\$786.97	\$882.88	-	\$1,561.83	-	(\$108.02)
					786.97	882.88	-	1,561.83	-	(108.02)
	SUBTOTAL FY 1976									
TRANSITION QUARTER UNDISBURSED FUNDS	NO YEAR 03		8022		(108.02)	385.46	-	-	-	493.48
					(108.02)	385.46	-	-	-	493.48
	SUBTOTAL TRANSITION QUARTER									
FUND EQUITIES:										
UNOBLIGATED BALANCE					-651.97	-	-	-	-\$158.49	-
ACCOUNTS PAYABLE					-85.00	-	-	-	-85.00	-
UNDELIVERED ORDERS					-30.00	-	-	-	-50.00	-
	SUBTOTAL 03		8022		-0-	1,268.34	-	1,561.83	-293.49	-0-
LIBRARY OF CONGRESS GIFT FUND										
FUND RESOURCES:										
UNDISBURSED FUNDS	NO YEAR 03		8031		991,529.83	1,968,545.95	-	2,021,806.84	-	(938,268.94)
					991,529.83	1,968,545.95	-	2,021,806.84	-	(938,268.94)
	SUBTOTAL FY 1976									
TRANSITION QUARTER UNDISBURSED FUNDS	NO YEAR 03		8031		(938,268.94)	297,733.57	-	316,965.99	-	919,036.52
					(938,268.94)	297,733.57	-	316,965.99	-	919,036.52
	SUBTOTAL TRANSITION QUARTER								-110,857.00	110,857.00
ACCOUNTS RECEIVABLE										
FUND EQUITIES:										
UNOBLIGATED BALANCE					-778,166.63	-	-	-	74,892.66	-853,059.29
ACCOUNTS PAYABLE					-116,353.95	-	-	-	-42,475.94	-73,878.01
UNDELIVERED ORDERS					-97,009.25	-	-	-	5,946.97	-102,956.22
	SUBTOTAL 03		8031		-0-	2,266,279.52	-	2,338,772.83	-72,493.31	-0-
LIBRARY OF CONGRESS TRUST FUND										
FUND RESOURCES:										
UNDISBURSED FUNDS	NO YEAR 03		8032		4,250,786.43	338,378.54	-	276,831.62	-	(4,312,333.35)
INVESTMENTS IN PUBLIC DEBT SECURITIES					1,340,000.00	-	-	-	-	(1,340,000.00)
	SUBTOTAL FY 1976				5,590,786.43	338,378.54	-	276,831.62	-	(5,652,333.35)
TRANSITION QUARTER UNDISBURSED FUNDS	NO YEAR 03		8032		(4,312,333.35)	91,323.05	-	25,457.52	-	4,378,198.88
INVESTMENTS IN PUBLIC DEBT SECURITIES					(1,340,000.00)	-	-	-	-	1,340,000.00
	SUBTOTAL TRANSITION QUARTER				(5,652,333.35)	91,323.05	-	25,457.52	-	5,718,198.88
FUND EQUITIES:										
UNOBLIGATED BALANCE					-5,557,394.00	-	-	-	79,810.14	-5,637,204.14
ACCOUNTS PAYABLE					-3,530.24	-	-	-	598.92	-4,129.16
UNDELIVERED ORDERS					-29,862.19	-	-	-	47,003.39	-76,865.58
	SUBTOTAL 03		8032		-0-	429,701.59	-	302,289.14	127,412.45	-0-
SERVICE FEES, LIBRARY OF CONGRESS										
FUND RESOURCES:										
UNDISBURSED FUNDS	NO YEAR 03		8208		1,879,288.73	2,516,370.10	-	2,840,670.95	-	(1,554,987.88)
					1,879,288.73	2,516,370.10	-	2,840,670.95	-	(1,554,987.88)
	SUBTOTAL FY 1976									
TRANSITION QUARTER UNDISBURSED FUNDS	NO YEAR 03		8208		(1,554,987.88)	426,326.19	-	400,328.62	-	1,580,985.45
					(1,554,987.88)	426,326.19	-	400,328.62	-	1,580,985.45
	SUBTOTAL TRANSITION QUARTER									
FUND EQUITIES:										
UNOBLIGATED BALANCE					-1,564,048.34	-	-	-	-294,479.14	-1,269,569.20
ACCOUNTS PAYABLE					-117,096.09	-	-	-	4,429.18	-121,525.27
UNDELIVERED ORDERS					-198,144.30	-	-	-	-8,253.32	-189,890.98
	SUBTOTAL 03		8208		-0-	2,942,696.29	-	3,240,999.57	-298,303.28	-0-
TOTAL, LIBRARY OF CONGRESS FY 1976					-	124,273,249.01	-	117,194,528.76	-	-
TOTAL, LIBRARY OF CONGRESS T.O.					-	31,228,502.99	-	27,432,379.36	10,874,843.88	-

GOVERNMENT PRINTING OFFICE

GENERAL FUND ACCOUNTS

PRINTING AND BINDING,  
GOVERNMENT PRINTING OFFICE  
FUND RESOURCES:

UNDISBURSED FUNDS	1976 04	0202	- - - - -	109,294,000.00	- - - - -	78,768,359.33	- - - - -	(30,525,640.67)
	1975		8,495,236.67	- - - - -	- - - - -	8,495,236.67	- - - - -	- - - - -
	PRIOR YEARS		1,526,043.12	- - - - -	- - - - -	5,444.00	- - - - -	(1,520,599.12)
	SUBTOTAL FY 1976		10,021,279.79	109,294,000.00	- - - - -	87,269,040.00	- - - - -	(32,046,239.79)
TRANSITION QUARTER UNDISBURSED FUNDS	1976 04	0202	(30,525,640.67)	27,324,000.00	- - - - -	21,136,608.00	- - - - -	36,713,032.67
	1975		- - - - -	- - - - -	- - - - -	- - - - -	- - - - -	- - - - -
	PRIOR YEARS		(1,520,599.12)	- - - - -	- - - - -	426.00	- - - - -	1,520,173.12
	SUBTOTAL TRANSITION QUARTER		(32,046,239.79)	27,324,000.00	- - - - -	21,137,034.00	- - - - -	38,233,205.79
FUND EQUITIES:								
UNOBLIGATED BALANCE			23,400,000.00	- - - - -	- - - - -	- - - - -	18,118,000.00	23,528,000.00
ACCOUNTS PAYABLE			- - - - -	- - - - -	- - - - -	- - - - -	1,466.00	-1,466.00
UNDELIVERED ORDERS			-33,421,279.79	- - - - -	- - - - -	- - - - -	10,092,460.00	-43,513,739.79
	SUBTOTAL 04	0202	-0-	136,618,000.00	- - - - -	108,406,074.00	28,211,926.00	-0-
SALARIES AND EXPENSES, OFFICE OF SUPERINTENDENT OF DOCUMENTS FUND RESOURCES:								
UNDISBURSED FUNDS	1976 04	0201	- - - - -	44,364,700.00	- - - - -	30,128,545.65	- - - - -	(14,236,154.35)
	1975		6,702,766.87	- - - - -	- - - - -	6,389,018.21	- - - - -	(313,748.66)
	1974		135,016.76	- - - - -	- - - - -	-930,057.15	- - - - -	(1,065,073.91)
	PRIOR YEARS		9,019.54	- - - - -	- - - - -	-740,150.89	- - - - -	(749,170.43)
	SUBTOTAL FY 1976		6,846,803.17	44,364,700.00	- - - - -	34,847,355.82	- - - - -	(16,364,147.35)
TRANSITION QUARTER UNDISBURSED FUNDS	1976 04	0201	(14,236,154.35)	11,189,400.00	- - - - -	10,658,757.22	1,184,908.52	13,581,888.61
	1975		(313,748.66)	- - - - -	- - - - -	154,727.76	122,661.56	36,359.34
	1974		(1,065,073.91)	- - - - -	- - - - -	84,431.96	892,572.28	- - - - -
	PRIOR YEARS		(749,170.43)	- - - - -	-88,069.67	277,342.79	438,235.19	121,662.12
	SUBTOTAL TRANSITION QUARTER		(16,364,147.35)	11,189,400.00	- - - - -	11,175,259.73	2,638,377.55	13,739,910.07
ACCOUNTS RECEIVABLE			2,774,952.65	- - - - -	- - - - -	- - - - -	2,592,895.20	182,057.45
FUND EQUITIES:								
UNOBLIGATED BALANCE			-1,543,179.07	- - - - -	- - - - -	- - - - -	-1,543,179.07	- - - - -
ACCOUNTS PAYABLE			-4,413,926.94	- - - - -	- - - - -	- - - - -	2,267,467.30	-6,681,394.24
UNDELIVERED ORDERS			-3,664,649.81	- - - - -	- - - - -	- - - - -	3,575,923.47	-7,240,573.28
	SUBTOTAL 04	0201	-0-	55,554,100.00	- - - - -	46,022,615.55	9,531,484.45	-0-
ACQUISITION OF SITE, GOVERNMENT PRINTING OFFICE FUND RESOURCES:								
UNDISBURSED FUNDS	NO YEAR 04	0207	4,600,000.00	- - - - -	- - - - -	- - - - -	- - - - -	(4,600,000.00)
	SUBTOTAL FY 1976		4,600,000.00	- - - - -	- - - - -	- - - - -	- - - - -	(4,600,000.00)
TRANSITION QUARTER UNDISBURSED FUNDS	NO YEAR 04	0207	(4,600,000.00)	- - - - -	- - - - -	- - - - -	- - - - -	4,600,000.00
	SUBTOTAL TRANSITION QUARTER		(4,600,000.00)	- - - - -	- - - - -	- - - - -	- - - - -	4,600,000.00
FUND EQUITIES:								
UNOBLIGATED BALANCE			-4,600,000.00	- - - - -	- - - - -	- - - - -	- - - - -	-4,600,000.00
	SUBTOTAL 04	0207	-0-	- - - - -	- - - - -	- - - - -	- - - - -	-0-
PROJECT PLANNING, GOVERNMENT PRINTING OFFICE FUND RESOURCES:								
UNDISBURSED FUNDS	1976 04	0208	- - - - -	210,000.00	- - - - -	- - - - -	- - - - -	(210,000.00)
TRANSFER TO:								
GENERAL SERVICES ADMINISTRATION	NO YEAR 47 04	0208	300,000.00	- - - - -	- - - - -	212,695.31	- - - - -	(87,304.69)
	SUBTOTAL FY 1976		300,000.00	210,000.00	- - - - -	212,695.31	- - - - -	(297,304.69)
TRANSITION QUARTER UNDISBURSED FUNDS	1976 04	0208	(210,000.00)	- - - - -	- - - - -	- - - - -	210,000.00	- - - - -
TRANSFER TO:								
GENERAL SERVICES ADMINISTRATION	NO YEAR 47 04	0208	(87,304.69)	- - - - -	- - - - -	5,039.00	- - - - -	82,265.69
	SUBTOTAL TRANSITION QUARTER		(297,304.69)	- - - - -	- - - - -	5,039.00	210,000.00	82,265.69
FUND EQUITIES:								
UNOBLIGATED BALANCE			-79,130.58	- - - - -	- - - - -	- - - - -	-25,185.94	-53,944.64
ACCOUNTS PAYABLE			- - - - -	- - - - -	- - - - -	- - - - -	18,981.11	-18,981.11
UNDELIVERED ORDERS			-220,869.42	- - - - -	- - - - -	- - - - -	-211,529.48	-9,339.94
	SUBTOTAL 04	0208	-0-	210,000.00	- - - - -	217,734.31	-7,734.31	-0-



Appropriations, Outlays, and Balances - Continued

Appropriation or Fund Account	Period of availability	Account symbol			Balances beginning of fiscal year <sup>1/</sup>	Appropriations and other obligatory authority <sup>2/</sup>	Transfers, borrowings, and investments (net) <sup>3/</sup>	Outlays (net)	Balances withdrawn and other transactions <sup>4/</sup>	Balances end of fiscal year <sup>5/</sup>
		Dept. Reg.	Tr. From	Account No.						
GOVERNMENT PRINTING OFFICE-CONTINUED										
INTRAGOVERNMENTAL FUNDS										
GOVERNMENT PRINTING OFFICE										
REVOLVING FUND										
FUND RESOURCES:										
UNDISBURSED FUNDS	NQ YEAR 04		4505		\$16,187,314.13	-	-28,937,533.69	<sup>25</sup> \$16,636,572.01		(\$28,488,275.81)
					16,187,314.13	-	-28,937,533.69	16,636,572.01		(28,488,275.81)
	SUBTOTAL FY 1976									
TRANSITION QUARTER										
UNDISBURSED FUNDS	NQ YEAR 04		4505		(28,488,275.81)	-	8,271,344.34	-		20,216,931.47
					(28,488,275.81)	-	8,271,344.34	-		20,216,931.47
	SUBTOTAL TRANSITION QUARTER				105,329,168.94	-	-	5,566,818.02		99,762,350.92
					38,525,387.43	-	-	-27,790,777.57		66,316,165.00
ACCOUNTS RECEIVABLE UNFILLED CUSTOMER ORDERS					-	-	-	-27,426,016.47		-72,887,353.91
FUND EQUITIES:					-100,313,370.38	-	-	22,618,953.74		-71,728,585.35
UNOBLIGATED BALANCE					-49,109,631.61	-	-	31,060,639.62		-41,679,508.13
ACCOUNTS PAYABLE					-10,618,868.51	-	-	20,666,189.35		-0-
UNDELIVERED ORDERS					-0-	-	-	-		-0-
	SUBTOTAL 04		4505							
TOTAL, GOVERNMENT PRINTING OFFICE FY 1976						\$153,868,700.00		93,391,557.44	16,636,572.01	
TOTAL, GOVERNMENT PRINTING OFFICE T.Q.						38,513,400.00		40,588,677.07	41,765,293.48	
GENERAL ACCOUNTING OFFICE										
GENERAL FUND ACCOUNTS										
SALARIES AND EXPENSES, GENERAL ACCOUNTING OFFICE										
FUND RESOURCES:										
UNDISBURSED FUNDS	1976 05		0107		-	134,902,834.81		125,979,831.95		(8,923,002.86)
	1975				6,090,231.53	-	5,669,478.22	-		(420,753.31)
	1974				388,942.17	-	101,831.18	-		(287,110.99)
	PRIOR YEARS				29,928.79	-	27,288.12	-		(2,640.67)
	SUBTOTAL FY 1976				6,509,102.49	134,902,834.81		131,778,429.47		(9,633,507.83)
TRANSITION QUARTER										
UNDISBURSED FUNDS	1976 05		0107		(8,923,002.86)	35,085,000.00		32,651,200.09	1,169,398.90	10,187,403.87
	1975				(420,753.31)	-	33,975.85	239,503.25		147,274.21
	1974				(287,110.99)	-	-142,223.48	4,544.19	140,343.32	-
	PRIOR YEARS				(2,640.67)	-	142,223.48	-1,255.53	11,129.70	157,249.38
	SUBTOTAL TRANSITION QUARTER				(9,633,507.83)	35,085,000.00		32,688,464.60	1,538,115.77	10,491,927.46
					1,036,370.84	-	-	-63,700.16		1,100,071.00
ACCOUNTS RECEIVABLE					-	-	-	-	2,889,542.76	-8,728,973.01
FUND EQUITIES:					-5,839,430.25	-	-	-	1,156,982.37	-2,863,025.45
ACCOUNTS PAYABLE					-1,706,043.08	-	-	-	5,520,940.74	-0-
UNDELIVERED ORDERS					-0-	169,987,834.81		164,466,894.07		-0-
	SUBTOTAL 05		0107							
SALARIES AND EXPENSES, COMMISSION ON SECURITY AND COOPERATION IN EUROPE										
TRANSITION QUARTER										
UNDISBURSED FUNDS	NQ YEAR 05		0110		-	-		3,004.84		<sup>23</sup> -3,004.84
					-	-		3,004.84		-3,004.84
	SUBTOTAL TRANSITION QUARTER				-	-		-3,004.84		3,004.84
ACCOUNTS RECEIVABLE					-0-	-		3,004.84		-0-
	SUBTOTAL 05		0110							
SALARIES AND EXPENSES, COMMISSION ON SECURITY AND COOPERATION IN EUROPE										
TRANSITION QUARTER										
UNDISBURSED FUNDS	NQ YEAR 09		0110		-	340,000.00		-	333,201.64	6,798.36
					-	340,000.00		-	333,201.64	6,798.36
	SUBTOTAL TRANSITION QUARTER				-	-		-	-	-
FUND EQUITIES:					-	-		-	6,798.36	-6,798.36
ACCOUNTS PAYABLE					-0-	340,000.00		-	340,000.00	-0-
	SUBTOTAL 09		0110							
TOTAL, GENERAL ACCOUNTING OFFICE FY 1976						134,902,834.81		131,778,429.47		
TOTAL, GENERAL ACCOUNTING OFFICE T.Q.						35,425,000.00		32,691,469.44	5,857,935.90	

COST-ACCOUNTING STANDARDS BOARD

GENERAL FUND ACCOUNTS

SALARIES AND EXPENSES, COST-ACCOUNTING STANDARDS BOARD FUND RESOURCES:

UNDISBURSED FUNDS	1976 06	0100	- - - - -	1,635,000.00	- - - - -	1,364,153.32	- - - - -	(270,846.68)
	1975		134,107.65	- - - - -	- - - - -	82,738.78	- - - - -	(51,368.87)
	1974		545.70	- - - - -	- - - - -	10.70	- - - - -	(535.00)
	PRIOR YEARS		96.00	- - - - -	- - - - -	380.00	- - - - -	(-284.00)
	SUBTOTAL FY 1976		134,749.35	1,635,000.00	- - - - -	1,447,282.80	- - - - -	(322,466.55)

TRANSITION QUARTER UNDISBURSED FUNDS	1976 06	0100	(270,846.68)	410,000.00	- - - - -	323,492.79	234,933.95	122,419.94
	1975		(51,368.87)	- - - - -	- - - - -	699.00	50,349.65	320.22
	1974		(535.00)	- - - - -	- - - - -	397.18	- - - - -	- - - - -
	PRIOR YEARS		(-284.00)	- - - - -	-137.82	- - - - -	- - - - -	- - - - -
	SUBTOTAL TRANSITION QUARTER		(322,466.55)	410,000.00	- - - - -	324,588.97	-284.00	137.82

ACCOUNTS RECEIVABLE			5,793.33	- - - - -	- - - - -	- - - - -	284,999.60	122,877.98
FUND EQUITIES:							4,978.09	815.24
ACCOUNTS PAYABLE			-87,678.59	- - - - -	- - - - -	- - - - -	-12,250.92	-75,427.67
UNDELIVERED ORDERS			-52,864.09	- - - - -	- - - - -	- - - - -	-4,598.54	-48,265.55
	SUBTOTAL 06	0100	-0-	2,045,000.00	- - - - -	1,771,871.77	273,128.23	-0-

TOTAL, COST-ACCOUNTING STANDARDS BOARD FY 1976 . . . . .			- - - - -	1,635,000.00	- - - - -	1,447,282.80	- - - - -	- - - - -
--	--	--	-----------	--------------	-----------	--------------	-----------	-----------

TOTAL, COST-ACCOUNTING STANDARDS BOARD T.Q. . . . .			- - - - -	410,000.00	- - - - -	324,588.97	273,128.23	- - - - -
---	--	--	-----------	------------	-----------	------------	------------	-----------

UNITED STATES TAX COURT

GENERAL FUND ACCOUNTS

SALARIES AND EXPENSES, UNITED STATES TAX COURT FUND RESOURCES:

UNDISBURSED FUNDS	NO YEAR 23	0100	160,913.29	- - - - -	- - - - -	59,809.60	- - - - -	(101,103.69)
	1976		- - - - -	6,715,000.00	- - - - -	6,239,386.65	- - - - -	(475,613.35)
	1975		480,005.00	- - - - -	- - - - -	379,194.56	- - - - -	(100,810.44)
	1974		33,348.48	- - - - -	- - - - -	24,704.40	- - - - -	(8,644.08)
	PRIOR YEARS		- - - - -	- - - - -	- - - - -	8,394.45	- - - - -	(-8,394.45)
	SUBTOTAL FY 1976		674,266.77	6,715,000.00	- - - - -	6,711,489.66	- - - - -	(677,777.11)

TRANSITION QUARTER UNDISBURSED FUNDS	NO YEAR 23	0100	(101,103.69)	- - - - -	- - - - -	894.55	- - - - -	100,209.14
	1976		(475,613.35)	1,669,000.00	- - - - -	1,670,469.31	73,472.91	400,671.13
	1975		(100,810.44)	- - - - -	- - - - -	54,044.89	36,962.44	9,803.11
	1974		(8,644.08)	- - - - -	- - - - -	- - - - -	8,644.08	- - - - -
	PRIOR YEARS		(-8,394.45)	- - - - -	- - - - -	- - - - -	-25,672.45	- - - - -
	SUBTOTAL TRANSITION QUARTER		(677,777.11)	1,669,000.00	- - - - -	1,7278.00	93,406.98	510,683.38

ACCOUNTS RECEIVABLE			5,206.03	- - - - -	- - - - -	- - - - -	-1,390.77	6,596.80
FUND EQUITIES:								
UNOBLIGATED BALANCE			-83,698.66	- - - - -	- - - - -	- - - - -	-10,264.03	-73,434.63
ACCOUNTS PAYABLE			-167,663.69	- - - - -	- - - - -	- - - - -	109,154.33	-276,818.02
UNDELIVERED ORDERS			-428,110.45	- - - - -	- - - - -	- - - - -	-261,082.92	-167,027.53
	SUBTOTAL 23	0100	-0-	8,384,000.00	- - - - -	8,454,176.41	-70,176.41	-0-

CONSTRUCTION, UNITED STATES TAX COURT FUND RESOURCES:

UNDISBURSED FUNDS	NO YEAR 23	0102	2,507,814.64	- - - - -	-2,000,000.00	85,782.22	- - - - -	(422,032.42)
TRANSFER TO:								
GENERAL SERVICES ADMINISTRATION	NO YEAR 47 23	0102	686,113.08	- - - - -	2,000,000.00	88,380.90	- - - - -	(2,597,732.18)
	SUBTOTAL FY 1976		3,193,927.72	- - - - -	- - - - -	174,163.12	- - - - -	(3,019,764.60)

TRANSITION QUARTER UNDISBURSED FUNDS	NO YEAR 23	0102	(422,032.42)	- - - - -	- - - - -	- - - - -	- - - - -	422,032.42
TRANSFER TO:								
GENERAL SERVICES ADMINISTRATION	NO YEAR 47 23	0102	(2,597,732.18)	- - - - -	- - - - -	1,737.37	- - - - -	2,595,994.81
	SUBTOTAL TRANSITION QUARTER		(3,019,764.60)	- - - - -	- - - - -	1,737.37	- - - - -	3,018,027.23

FUND EQUITIES:								
UNOBLIGATED BALANCE			-2,948,819.45	- - - - -	- - - - -	- - - - -	-2,018,534.57	-930,284.88
ACCOUNTS PAYABLE			-5,000.00	- - - - -	- - - - -	- - - - -	90,200.40	-95,200.40
UNDELIVERED ORDERS			-240,108.27	- - - - -	- - - - -	- - - - -	1,752,433.68	-1,992,541.95
	SUBTOTAL 23	0102	-0-	- - - - -	- - - - -	175,900.49	-175,900.49	-0-

Appropriations, Outlays, and Balances - Continued

Appropriation or Fund Account		Account symbol			Balances beginning of fiscal year <sup>1/</sup>	Appropriations and other obligational authority <sup>2/</sup>	Transfers, borrowings, and investments (net) <sup>3/</sup>	Outlays (net)	Balances withdrawn and other transactions <sup>4/</sup>	Balances end of fiscal year <sup>5/</sup>
Title	Period of availability	Dept. Reg.	Tr. From	Account No.						
UNITED STATES TAX COURT-CONTINUED										
TRUST FUND ACCOUNTS										
TAX COURT JUDGES SURVIVORS										
ANNUITY FUND										
FUND RESOURCES:										
UNDISBURSED FUNDS	NO YEAR 23			8115		\$24,873.19	\$87,795.82	-\$75,000.00	\$34,342.44	( \$3,326.57)
INVESTMENTS IN PUBLIC DEBT SECURITIES						468,000.00		75,000.00		(543,000.00)
SUBTOTAL FY 1976						492,873.19	87,795.82			(546,276.57)
TRANSITION QUARTER						(3,326.57)	29,759.38	-22,000.00	10,028.38	1,057.57
UNDISBURSED FUNDS	NO YEAR 23			8115		(543,000.00)		22,000.00		565,000.00
INVESTMENTS IN PUBLIC DEBT SECURITIES						(546,326.57)	29,759.38		10,028.38	566,657.57
SUBTOTAL TRANSITION QUARTER										-566,657.57
FUND EQUITIES:						-492,873.19			\$73,184.38	-C-
UNOBLIGATED BALANCE						-0-	117,555.20		73,184.38	
SUBTOTAL 23				8115						
TOTAL, UNITED STATES TAX COURT FY 1976						6,802,795.82		6,919,995.22		
TOTAL, UNITED STATES TAX COURT T.Q.						1,698,759.38		1,754,452.50	-172,892.52	
FEDERAL ELECTION COMMISSION <sup>26</sup>										
GENERAL FUND ACCOUNTS										
SALARIES AND EXPENSES, FEDERAL ELECTION COMMISSION										
FUND RESOURCES:										
UNDISBURSED FUNDS	1976 95			1600		247,270.09	5,000,000.00		3,371,538.13	(1,628,461.87)
	1975					247,270.09			308,194.45	(-60,924.36)
SUBTOTAL FY 1976						494,540.18	5,000,000.00		3,679,732.58	(1,567,537.51)
TRANSITION QUARTER						(1,628,461.87)	1,250,000.00		1,340,921.66	18,590.33
UNDISBURSED FUNDS	1976 95			1600		(-60,924.36)			2,109.00	-74,581.61
	1975					(1,567,537.51)	1,250,000.00		1,343,030.66	1,530,498.13
SUBTOTAL TRANSITION QUARTER						614.00			-13,140.33	13,754.33
FUND EQUITIES:						-36,459.07			861,318.99	-897,778.06
ACCOUNTS RECEIVABLE						-211,425.02			435,049.38	-646,474.40
ACCOUNTS PAYABLE						-0-	6,250,000.00		5,022,763.24	1,227,236.76
UNDELIVERED ORDERS										-C-
SUBTOTAL 95				1600						
TOTAL, FEDERAL ELECTION COMMISSION FY 1976						5,000,000.00		3,679,732.58		
TOTAL, FEDERAL ELECTION COMMISSION T.Q.						1,250,000.00		1,343,030.66	1,227,236.76	

DEDUCTIONS FOR OFFSETTING RECEIPTS <sup>27</sup>

PROPRIETARY RECEIPTS FROM THE PUBLIC	- - - - -	-15,480,954.81	- - - - -	-15,480,954.81	- - - - -	- - - - -
INTRABUDGETARY TRANSACTIONS	- - - - -	-317,850.20	- - - - -	-317,850.20	- - - - -	- - - - -
TRANSITION QUARTER PROPRIETARY RECEIPTS FROM THE PUBLIC	- - - - -	-3,391,257.86	- - - - -	-3,391,257.86	- - - - -	- - - - -
INTRABUDGETARY TRANSACTIONS	- - - - -	-163,498.74	- - - - -	-163,498.74	- - - - -	- - - - -
TOTAL FY 1976 . . . . .	- - - - -	-15,798,805.01	- - - - -	-15,798,805.01	- - - - -	- - - - -
TOTAL T.Q. . . . .	- - - - -	-3,554,756.60	- - - - -	-3,554,756.60	- - - - -	- - - - -
TOTAL, LEGISLATIVE BRANCH FY 1976 . . . . .	<sup>6</sup> 31,665,995.21	927,714,549.42	- - - - -	779,051,721.70	21,352,839.37	- - - - -
TOTAL, LEGISLATIVE BRANCH T.Q. . . . .	- - - - -	224,761,245.77	- - - - -	224,882,446.85	80,200,945.83	<sup>6</sup> 78,653,836.65

## Appropriations, Outlays, and Balances

1	Amounts in parentheses represent non-add balances at the end of fiscal year 1976 and at the beginning of the transition quarter. Obligation data is shown at the beginning of fiscal year 1976 and at the end of the transition quarter only.	9	To be transferred in fiscal year 1977 by non-expenditure transfer to account 0770100.		17	Represents: Reappropriation, pursuant to Public Law 94-59, approved July 25, 1975, 89 Stat. 289, "Senate Office Buildings, Architect of the Capitol, 1975 - 1976."-----	\$225,000.00
2	The amounts in this column, unless otherwise footnoted, represent appropriations, increases in borrowing authority or new contract authority. Appropriation accounts with appropriation transfer activity are presented in Table 1 (Appropriations and appropriation transfers) at the end of the chapter. For further detail on appropriations, increases in borrowing authority and new contract authority; see Tables 1, 3 and 7 respectively in Part Four - Information Tables.	10	Represents: Reappropriation, pursuant to Public Law 94-59, approved July 25, 1975, 89 Stat. 287, "Contingent Expenses, Architect of the Capitol, 1975 - 1976."-----	\$100,000.00	18	Represents: Unobligated balance withdrawn as of September 30, 1976, available for reappropriation in fiscal year 1977, pursuant to Public Law 94-440, approved October 1, 1976, 90 Stat. 1453 - 1454.-----	\$55,652.42
3	For detail of transfer activity by account see Table 2 (Transfers - Other than Appropriation Transfers) at end of chapter. Amounts not appearing in Table 2, unless otherwise footnoted, represent transfers of obligated balances from lapsed appropriations to merged prior-year accounts pursuant to 31 U.S.C. 701, borrowings (net) or investments (net).	11	Represents: Reappropriation, pursuant to Public Law 94-59, approved July 25, 1975, 89 Stat. 288, "Capitol Buildings, Architect of the Capitol, 1975 - 1976."-----	\$496,500.00	19	Represents: Reappropriation, pursuant to Public Law 94-59, approved July 25, 1975, 89 Stat. 290, "Structural and Mechanical Care, Library Buildings and Grounds, Architect of the Capitol, 1975 - 1976."-----	\$70,000.00
4	The amounts shown in this column for the "Senate," "The House of Representatives," and "Joint Items," unless otherwise footnoted, represent unexpended balances withdrawn pursuant to act of June 21, 1957 (71 Stat. 190). Amounts shown for "Office of Technology Assessment," "Architect of the Capitol," "Botanic Garden," "Library of Congress," "Government Printing Office," "General Accounting Office," "Cost-Accounting Standards Board," and "United States Tax Court," unless otherwise footnoted, represent unobligated balances withdrawn pursuant to Section 1(a)(2), act of July 25, 1956 (70 Stat. 648), or restored pursuant to 31 U.S.C. 701 and changes in unfilled customer orders, accounts receivable, accounts payable, undelivered orders and unobligated balances.	12	Represents: Reappropriation, pursuant to Public Law 94-59, approved July 25, 1975, 89 Stat. 288, "Capitol Buildings, Architect of the Capitol, 1974 - 1976."-----	\$14,956.16	20	Includes: Unobligated balance withdrawn as of September 30, 1976, available for reappropriation in fiscal year 1977, pursuant to Public Law 94-440, approved October 1, 1976, 90 Stat. 1454.-----	\$71,000.00
5	Unobligated balance represents no-year or unexpired multiple-year account unless otherwise footnoted.	13	Represents: Reappropriation, pursuant to Public Law 94-59, approved July 25, 1975, 89 Stat. 288, "Capitol Buildings, Architect of the Capitol, 1973 - 1976."-----	\$247,490.63	21	Represents: Reappropriation, pursuant to Public Law 94-157, approved December 18, 1975, 89 Stat. 835, "Salaries and Expenses, Distribution of Catalog Cards, Library of Congress, 1974 - 1976."-----	\$300,000.00
6	Pursuant to 31 U.S.C. 66b(a), only executive agencies are required to report their financial condition.	14	Includes: Unobligated balance withdrawn as of September 30, 1976, available for reappropriation in fiscal year 1977, pursuant to Public Law 94-440, approved October 1, 1976, 90 Stat. 1453.-----	\$15,000.00	22	Represents: Reappropriation, pursuant to Public Law 94-59, approved July 25, 1975, 89 Stat. 294, "Furniture and Furnishings, Library of Congress, 1975 - 1976."-----	\$20,000.00
7	Unobligated - unavailable.	15	Represents: Unobligated balance withdrawn as of September 30, 1976, available for reappropriation in fiscal year 1977, pursuant to Public Law 94-440, approved October 1, 1976, 90 Stat. 1453.-----	\$121,769.28	23	Subject to disposition by the administrative agency.	
8	Includes: Reappropriation, pursuant to Public Law 94-59, approved July 25, 1975, 89 Stat. 286-7, "Salaries and Expenses, Office of Technology Assessment, 1976."-----	16	Includes: Unobligated balance withdrawn as of September 30, 1976, available for reappropriation in fiscal year 1977, pursuant to Public Law 94-440, approved October 1, 1976, 90 Stat. 1453.-----	\$82,500.00	24	Includes \$12,979.86 that is unobligated - unavailable.	
					25	Represents capital transfer to miscellaneous receipts.	
					26	Activity transferred from Federal Election Commission, Independent Agencies.	
					27	For detail by account see Table C - "Receipts by Organizational Unit."	

TABLE 1 - APPROPRIATIONS AND APPROPRIATION TRANSFERS

Account Symbol	Net Appropriations and Appropriation Transfers	Appropriation Amount	Net Appropriation Transfers	Detail of Appropriation Transfers		
				Accounts Involved	Amount From, Or To (-)	Citation of Law
0060431	\$23,459,200.00	\$24,719,200.00	-\$1,260,000.00	0060436	-\$1,260,000.00	89 STAT. 281
0060436	9,900,000.00	8,640,000.00	1,260,000.00	0060431	1,260,000.00	89 STAT. 281
0560107	134,902,834.81	141,541,000.00	-6,638,165.19	4760500	-6,366,165.19	88 STAT. 1960
				4760702	-272,000.00	88 STAT. 1960
TOTAL (FY)	<u>\$168,262,034.81</u>	<u>\$174,900,200.00</u>	<u>-\$6,638,165.19</u>		<u>-\$6,638,165.19</u>	
0060431	\$5,754,800.00	\$6,179,800.00	-\$425,000.00	0060436	-\$425,000.00	89 STAT. 281
0060436	2,565,000.00	2,140,000.00	425,000.00	0060431	425,000.00	89 STAT. 281
0560107	35,085,000.00	37,148,000.00	-2,063,000.00	4760500	-1,971,000.00	88 STAT. 1960
				4760702	-92,000.00	88 STAT. 1960
TOTAL (TQ)	<u>\$43,404,800.00</u>	<u>\$45,467,800.00</u>	<u>-\$2,063,000.00</u>		<u>-\$2,063,000.00</u>	

\* Appropriations to accounts which did not have appropriation transfer activity during the fiscal year and transition quarter are not included in this table.

TABLE 2 - TRANSFERS (OTHER THAN APPROPRIATION TRANSFERS - TABLE 1 )

Account Symbol	Net Transfers	Details of Transfers		
		Accounts Involved	Amount From Or To (-)	Citation of Law
0050431	\$500,000.00	0050434	\$500,000.00	85 STAT. 636
0050434	-500,000.00	0050431	-500,000.00	85 STAT. 636
23X0102	-2,000,000.00	47-23X0102	-2,000,000.00	85 STAT. 120

Account Symbol	Net Transfers	Details of Transfers		
		Accounts Involved	Amount From Or To (-)	Citation of Law
47-23X0102	\$2,000,000.00	23X0102	\$2,000,000.00	85 STAT. 120
TOTAL (FY)	\$0		\$0	





Appropriations, Outlays, and Balances - Continued

Appropriation or Fund Account		Account symbol			Balances beginning of fiscal year 1/	Appropriations and other obligational authority 2/	Transfers, borrowings, and investments (net) 2/	Outlays (net)	Balances withdrawn and other transactions 4/	Balances end of fiscal year 2/
Title	Period of availability	Dept. Reg.	Account No.	Sub. No.						
THE JUDICIARY										
SUPREME COURT OF THE UNITED STATES										
GENERAL FUND ACCOUNTS										
SALARIES, SUPREME COURT										
FUND RESOURCES:										
UNDISBURSED FUNDS	1976 10		0100		- - - - -	\$5,056,000.00	- - - - -	\$4,770,022.73	- - - - -	(\$285,977.27)
	1975				\$138,953.54	- - - - -	- - - - -	138,488.56	- - - - -	(464.98)
	1974				138,953.54	- - - - -	- - - - -	4,908,511.29	- - - - -	(286,442.25)
	SUBTOTAL FY 1976					5,056,000.00				
TRANSITION QUARTER										
UNDISBURSED FUNDS										
	1976 10		0100		(285,977.27)	1,377,000.00	- - - - -	1,254,069.79	\$110,292.00	298,615.48
	1975				(464.98)	- - - - -	- - - - -	464.98	- - - - -	- - - - -
	1974				(286,442.25)	- - - - -	- - - - -	110,756.98	- - - - -	298,615.48
	SUBTOTAL TRANSITION QUARTER				(286,442.25)	1,377,000.00		1,254,069.79	110,756.98	298,615.48
ACCOUNTS RECEIVABLE										
FUND EQUITIES:										
ACCOUNTS PAYABLE					2,650.00	- - - - -	- - - - -	- - - - -	-250.00	2,900.00
	SUBTOTAL 10		0100		-141,603.54	- - - - -	- - - - -	- - - - -	159,911.94	-301,515.48
					-0-	6,433,000.00		6,162,581.08	270,418.92	-0-
MISCELLANEOUS EXPENSES, SUPREME COURT										
FUND RESOURCES:										
UNDISBURSED FUNDS	1976 10		0102		- - - - -	737,000.00	- - - - -	490,839.58	- - - - -	(246,160.42)
	1975				261,842.46	- - - - -	- - - - -	194,455.94	- - - - -	(67,386.52)
	1974				6,596.65	- - - - -	- - - - -	182.23	- - - - -	(6,414.46)
	SUBTOTAL FY 1976				268,439.15	737,000.00		685,477.75		(319,961.40)
TRANSITION QUARTER										
UNDISBURSED FUNDS										
	1976 10		0102		(246,160.42)	178,000.00	- - - - -	189,326.04	30,000.00	204,834.38
	1975				(67,386.52)	- - - - -	- - - - -	11,009.99	55,970.87	405.66
	1974				(6,414.46)	- - - - -	- - - - -	6,414.46	- - - - -	- - - - -
	SUBTOTAL TRANSITION QUARTER				(319,961.40)	178,000.00		200,330.03	92,385.33	205,240.04
ACCOUNTS RECEIVABLE										
FUND EQUITIES:										
ACCOUNTS PAYABLE					8,100.00	- - - - -	- - - - -	- - - - -	-600.00	8,700.00
UNDELIVERED ORDERS					-171,133.62	- - - - -	- - - - -	- - - - -	-72,133.58	-99,000.04
	SUBTOTAL 10		0102		-105,405.53	- - - - -	- - - - -	- - - - -	9,534.47	-114,940.00
					-0-	915,000.00		885,813.78	29,186.22	-0-
AUTOMOBILE FOR THE CHIEF JUSTICE, SUPREME COURT										
FUND RESOURCES:										
UNDISBURSED FUNDS	1976 10		0109		- - - - -	19,500.00	- - - - -	17,767.54	- - - - -	(1,732.46)
	1975				1,662.48	- - - - -	- - - - -	1,606.59	- - - - -	(55.89)
	1974				1,662.48	- - - - -	- - - - -	19,374.13	- - - - -	(1,788.35)
	SUBTOTAL FY 1976				1,662.48	19,500.00		19,374.13		
TRANSITION QUARTER										
UNDISBURSED FUNDS										
	1976 10		0109		(1,732.46)	4,900.00	- - - - -	5,161.48	1.66	1,469.32
	1975				(55.89)	- - - - -	- - - - -	- - - - -	55.89	- - - - -
	1974				(1,788.35)	- - - - -	- - - - -	5,161.48	57.55	1,469.32
	SUBTOTAL TRANSITION QUARTER				(1,788.35)	4,900.00		5,161.48	57.55	1,469.32
FUND EQUITIES:										
ACCOUNTS PAYABLE					-1,662.48	- - - - -	- - - - -	- - - - -	-193.16	-1,469.32
	SUBTOTAL 10		0109		-0-	24,400.00		24,535.61	-135.61	-0-
PRINTING AND BINDING SUPREME COURT REPORTS										
FUND RESOURCES:										
UNDISBURSED FUNDS	1976 10		0115		- - - - -	706,000.00	- - - - -	97,369.00	- - - - -	(608,631.00)
	1975				477,963.00	- - - - -	- - - - -	162,841.00	- - - - -	(315,122.00)
	1974				247,091.00	- - - - -	- - - - -	97,670.00	- - - - -	(149,421.00)
	PRIOR YEARS				18,871.00	- - - - -	- - - - -	18,871.00	- - - - -	- - - - -
	SUBTOTAL FY 1976				743,925.00	706,000.00		376,751.00		(1,073,174.00)
TRANSITION QUARTER										
UNDISBURSED FUNDS										
	1976 10		0115		(608,631.00)	- - - - -	- - - - -	106,128.00	- - - - -	502,503.00
	1975				(315,122.00)	- - - - -	- - - - -	- - - - -	- - - - -	315,122.00
	1974				(149,421.00)	- - - - -	- - - - -	21,463.00	127,958.00	- - - - -
	PRIOR YEARS				- - - - -	- - - - -	- - - - -	- - - - -	- - - - -	- - - - -
	SUBTOTAL TRANSITION QUARTER				(1,073,174.00)	- - - - -	- - - - -	127,591.00	127,958.00	817,625.00
FUND EQUITIES:										
ACCOUNTS PAYABLE					-248,645.00	- - - - -	- - - - -	- - - - -	161,355.00	-410,000.00
UNDELIVERED ORDERS					-495,280.00	- - - - -	- - - - -	- - - - -	-87,655.00	-407,625.00
	SUBTOTAL 10		0115		-0-	706,000.00		504,342.00	201,658.00	-0-

BOOKS FOR THE SUPREME COURT  
FUND RESOURCES:

UNDISBURSED FUNDS	1976 10	0117	---	63,000.00	---	58,514.79	---	(4,485.21)
	1975		2,558.22	---	---	2,153.52	---	(404.70)
	1974		1,208.72	---	---	1,204.50	---	(4.22)
	1974		3,760.94	63,000.00	---	61,872.81	---	(4,894.13)
SUBTOTAL FY 1976								
TRANSITION QUARTER UNDISBURSED FUNDS	1976 10	0117	(4,485.21)	15,800.00	---	15,212.39	---	5,072.82
	1975		(404.70)	---	---	---	404.70	---
	1974		(4.22)	---	---	---	4.22	---
	1974		(4,894.13)	15,800.00	---	15,212.39	408.92	5,072.82
SUBTOTAL TRANSITION QUARTER								
FUND EQUITIES:								
ACCOUNTS PAYABLE			-2,408.72	---	---	---	1,264.10	-3,672.82
UNDELIVERED ORDERS			-1,358.22	---	---	---	41.78	-1,400.00
			-0-	78,800.00	---	77,085.20	1,714.80	-0-
SUBTOTAL 10 0117								
CARE OF THE BUILDING AND GROUNDS, SUPREME COURT FUND RESOURCES:								
UNDISBURSED FUNDS	NO YEAR 10	0103	502,124.88	800,000.00	---	426,648.20	---	(873,476.68)
	1976		---	654,000.00	---	583,029.94	---	(70,970.06)
	1975		11,763.65	---	---	11,763.65	---	---
	1974		102,672.73	---	---	88,513.90	---	(14,158.83)
	1973-74		14,975.47	---	---	63.24	---	(14,912.23)
	PRIOR YEARS		25,356.00	---	---	1,125.00	---	(24,231.00)
	1974		656,892.73	1,454,000.00	---	1,113,143.93	---	(997,748.80)
SUBTOTAL FY 1976								
TRANSITION QUARTER UNDISBURSED FUNDS	NO YEAR 10	0103	(873,476.68)	---	---	103,322.74	---	770,153.94
	1976		(70,970.06)	195,500.00	---	142,000.25	68,069.56	56,400.25
	1975		---	---	---	---	---	---
	1974		(14,158.83)	---	---	---	27.59	---
	1973-74		(14,912.23)	---	---	1,083.50	---	---
	PRIOR YEARS		(24,231.00)	---	---	23,467.00	---	28,723.97
	1974		(997,748.80)	195,500.00	---	267,873.49	68,097.15	855,278.16
SUBTOTAL TRANSITION QUARTER								
FUND EQUITIES:								
UNOBLIGATED BALANCE			-456,299.93	---	---	---	22,939.68	-479,239.61
ACCOUNTS PAYABLE			-170,693.73	---	---	---	-80,915.47	-89,778.26
UNDELIVERED ORDERS			-29,899.07	---	---	---	256,361.22	-286,260.29
			-0-	1,649,500.00	---	1,383,017.42	266,482.58	-0-
SUBTOTAL 10 0103								
TOTAL, SUPREME COURT OF THE UNITED STATES FY 1976 . . . . .				8,035,500.00	---	7,165,130.91	---	---
TOTAL, SUPREME COURT OF THE UNITED STATES T.O. . . . .				1,771,200.00	---	1,872,244.18	769,324.91	---
COURT OF CUSTOMS AND PATENT APPEALS								
GENERAL FUND ACCOUNTS								
SALARIES AND EXPENSES, COURT OF CUSTOMS AND PATENT APPEALS FUND RESOURCES:								
UNDISBURSED FUNDS	1976 10	0300	---	853,000.00	---	811,014.56	---	(41,985.44)
	1975		24,076.95	---	---	32,642.33	---	(8,565.38)
	1974		1,546.58	---	---	83.00	---	(1,463.58)
	1974		25,623.53	853,000.00	---	843,739.89	---	(34,883.64)
SUBTOTAL FY 1976								
TRANSITION QUARTER UNDISBURSED FUNDS	1976 10	0300	(41,985.44)	224,000.00	---	221,764.67	14,282.11	29,938.66
	1975		(8,565.38)	---	---	---	-8,565.38	---
	1974		(1,463.58)	---	---	---	1,463.58	---
	1974		(34,883.64)	224,000.00	---	221,764.67	7,180.31	29,938.66
SUBTOTAL TRANSITION QUARTER								
FUND EQUITIES:								
ACCOUNTS PAYABLE			-21,294.61	---	---	---	6,092.03	-27,386.64
UNDELIVERED ORDERS			-4,328.92	---	---	---	-1,770.90	-2,552.02
			-0-	1,077,000.00	---	1,065,504.56	11,495.44	-0-
SUBTOTAL 10 0300								
TOTAL, COURT OF CUSTOMS AND PATENT APPEALS FY 1976 . . . . .				853,000.00	---	843,739.89	---	---
TOTAL, COURT OF CUSTOMS AND PATENT APPEALS T.O. . . . .				224,000.00	---	221,764.67	11,495.44	---

Appropriations, Outlays, and Balances - Continued

Appropriation or Fund Account		Account symbol			Balances beginning of fiscal year 1/	Appropriations and other obligational authority 2/	Transfers, borrowings, and investments (net) 2/	Outlays (net)	Balances withdrawn and other transactions 4/	Balances end of fiscal year 2/
Title	Period of availability	Dept. No.	Account No.	Sub. No.						
CUSTOMS COURT										
GENERAL FUND ACCOUNTS										
SALARIES AND EXPENSES, CUSTOMS COURT										
FUND RESOURCES:										
UNDISBURSED FUNDS	1976	10	0400		---	\$2,629,500.00	---	\$2,444,895.27	---	(\$184,604.73)
	1975				\$103,989.53	---	---	75,658.24	---	(23,331.29)
	1974				103,989.53	2,629,500.00	---	2,520,553.51	---	(212,936.02)
	SUBTOTAL FY 1976									
TRANSITION QUARTER	1976	10	0400		(184,604.73)	677,500.00	---	630,070.80	\$107,187.89	124,846.04
UNDISBURSED FUNDS	1975				(28,331.29)	---	---	---	25,391.45	2,939.84
	1974				(212,936.02)	677,500.00	---	630,070.80	132,579.34	127,785.88
	SUBTOTAL TRANSITION QUARTER									
FUND EQUITIES:										
ACCOUNTS PAYABLE					-38,558.84	---	---	---	82,021.31	-120,580.15
UNDELIVERED ORDERS					-65,430.69	---	---	---	-58,224.96	-7,205.73
					-0-	3,307,000.00	---	3,150,624.31	156,375.69	-0-
	SUBTOTAL 10		0400							
TOTAL, CUSTOMS COURT FY 1976 . . . . .					---	2,629,500.00	---	2,520,553.51	---	---
TOTAL, CUSTOMS COURT T.Q. . . . .					---	677,500.00	---	630,070.80	156,375.69	---
COURT OF CLAIMS										
GENERAL FUND ACCOUNTS										
SALARIES AND EXPENSES, COURT OF CLAIMS										
FUND RESOURCES:										
UNDISBURSED FUNDS	1976	10	0505		---	2,454,000.00	---	2,255,489.80	---	(198,510.20)
	1975				194,859.77	---	---	144,406.77	---	(50,453.00)
	1974				---	---	---	38.63	---	(-38.63)
	1974				194,859.77	2,454,000.00	---	2,399,933.20	---	(248,924.57)
	SUBTOTAL FY 1976									
TRANSITION QUARTER	1976	10	0505		(198,510.20)	623,000.00	---	587,384.88	13,031.10	221,094.22
UNDISBURSED FUNDS	1975				(50,453.00)	---	---	---	-2,340.05	52,793.05
	1974				(-38.63)	---	---	---	-38.63	---
	1974				(248,924.57)	623,000.00	---	587,384.88	10,652.42	273,887.27
	SUBTOTAL TRANSITION QUARTER									
FUND EQUITIES:										
ACCOUNTS PAYABLE					-50,970.63	---	---	---	34,386.89	-85,357.52
UNDELIVERED ORDERS					-143,889.14	---	---	---	44,640.61	-168,529.75
					-0-	3,077,000.00	---	2,987,320.08	89,679.92	-0-
	SUBTOTAL 10		0505							
TOTAL, COURT OF CLAIMS FY 1976 . . . . .					---	2,454,000.00	---	2,399,933.20	---	---
TOTAL, COURT OF CLAIMS T.Q. . . . .					---	623,000.00	---	587,384.88	89,679.92	---
COURTS OF APPEALS, DISTRICT COURTS, AND OTHER JUDICIAL SERVICES										
GENERAL FUND ACCOUNTS										
SALARIES OF JUDGES										
FUND RESOURCES:										
UNDISBURSED FUNDS	1976	10	0200		---	28,750,000.00	---	27,199,338.47	---	(1,550,661.53)
	1975				839,186.77	---	---	841,937.34	---	(-2,750.57)
	1974				839,186.77	28,750,000.00	---	28,041,275.81	---	(1,547,910.96)
	SUBTOTAL FY 1976									
TRANSITION QUARTER	1976	10	0200		(1,550,661.53)	7,230,000.00	---	7,127,254.03	735,284.28	918,123.22
UNDISBURSED FUNDS	1975				(-2,750.57)	---	---	---	-2,750.57	---
	1974				(1,547,910.96)	7,230,000.00	---	7,127,254.03	732,533.71	918,123.22
	SUBTOTAL TRANSITION QUARTER									
FUND EQUITIES:										
ACCOUNTS PAYABLE					-839,186.77	---	---	---	78,936.45	-918,123.22
					-0-	35,980,000.00	---	35,168,529.84	811,470.16	-0-
	SUBTOTAL 10		0200							

SALARIES OF SUPPORTING PERSONNEL,								
THE JUDICIARY								
FUND RESOURCES:								
UNDISBURSED FUNDS								
	1976 10	0924	- - - - -	119,475,000.00	- - - - -	114,710,884.22	- - - - -	(4,764,115.78)
	1975		- - - - -	2,525,116.74	- - - - -	2,623,012.40	- - - - -	(-97,895.66)
	1974		- - - - -	- - - - -	- - - - -	-220.50	- - - - -	(220.50)
	PRIOR YEARS		- - - - -	- - - - -	- - - - -	52.00	- - - - -	(-52.00)
	SUBTOTAL FY 1976		- - - - -	2,525,116.74	- - - - -	117,333,728.12	- - - - -	(4,666,388.62)
TRANSITION QUARTER								
UNDISBURSED FUNDS								
	1976 10	0924	(4,764,115.78)	31,198,000.00	- - - - -	31,686,816.16	1,664,284.65	2,611,014.97
	1975		(-97,895.66)	- - - - -	- - - - -	-261.38	-97,634.28	- - - - -
	1974		(220.50)	- - - - -	- - - - -	-421.90	642.40	- - - - -
	PRIOR YEARS		(-52.00)	- - - - -	- - - - -	- - - - -	-52.00	- - - - -
	SUBTOTAL TRANSITION QUARTER		(4,666,388.62)	31,198,000.00	- - - - -	31,686,132.88	1,567,240.77	2,611,014.97
FUND EQUITIES:								
ACCOUNTS PAYABLE								
	SUBTOTAL 10	0924	-2,525,116.74	- - - - -	- - - - -	- - - - -	85,898.23	-2,611,014.97
			-0-	150,673,000.00	- - - - -	149,019,861.00	1,653,139.00	-0-
REPRESENTATION BY COURT-APPOINTED COUNSEL								
AND OPERATION OF DEFENDER ORGANIZATIONS,								
UNITED STATES COURTS								
FUND RESOURCES:								
UNDISBURSED FUNDS								
	1976 10	0923	- - - - -	19,046,000.00	- - - - -	12,989,907.06	- - - - -	(6,056,092.94)
	1975		- - - - -	5,528,274.90	- - - - -	5,780,900.39	- - - - -	(1,547,374.51)
	1974		- - - - -	2,047,350.97	- - - - -	901,628.64	- - - - -	(1,145,522.33)
	PRIOR YEARS		- - - - -	2,007,804.59	- - - - -	281,639.77	- - - - -	(1,720,164.82)
	SUBTOTAL FY 1976		- - - - -	9,583,430.46	- - - - -	19,954,275.86	- - - - -	(10,475,154.60)
TRANSITION QUARTER								
UNDISBURSED FUNDS								
	1976 10	0923	(6,056,092.94)	4,775,000.00	- - - - -	3,600,147.88	- - - - -	7,230,945.06
	1975		(1,547,374.51)	- - - - -	- - - - -	329,033.60	- - - - -	1,218,340.91
	1974		(1,145,522.33)	- - - - -	- \$1,068,027.64	77,494.69	- - - - -	- - - - -
	PRIOR YEARS		(1,720,164.82)	- - - - -	1,068,027.64	48,233.22	- - - - -	2,745,959.24
	SUBTOTAL TRANSITION QUARTER		(10,475,154.60)	4,775,000.00	- - - - -	4,054,909.39	- - - - -	11,193,245.21
FUND EQUITIES:								
ACCOUNTS PAYABLE								
UNDELIVERED ORDERS								
	SUBTOTAL 10	0923	-9,502,385.11	- - - - -	- - - - -	- - - - -	1,631,049.58	-11,133,434.69
			-81,045.35	- - - - -	- - - - -	- - - - -	-19,234.83	-61,810.52
			-0-	25,621,000.00	- - - - -	24,009,185.25	1,611,814.75	-0-
FEES OF JURORS, UNITED STATES COURTS								
FUND RESOURCES:								
UNDISBURSED FUNDS								
	1976 10	0925	- - - - -	20,000,000.00	- - - - -	18,671,627.46	- - - - -	(1,328,372.54)
	1975		- - - - -	712,205.88	- - - - -	705,727.05	- - - - -	(6,478.83)
	1974		- - - - -	- - - - -	- - - - -	-239.80	- - - - -	(239.80)
	PRIOR YEARS		- - - - -	- - - - -	- - - - -	-564.40	- - - - -	(564.40)
	SUBTOTAL FY 1976		- - - - -	712,205.88	- - - - -	19,376,550.31	- - - - -	(1,335,655.57)
TRANSITION QUARTER								
UNDISBURSED FUNDS								
	1976 10	0925	(1,328,372.54)	5,000,000.00	- - - - -	4,099,360.43	628,250.19	1,600,761.92
	1975		(6,478.83)	- - - - -	- - - - -	112.00	6,366.83	- - - - -
	1974		(239.80)	- - - - -	- - - - -	- - - - -	239.80	- - - - -
	PRIOR YEARS		(564.40)	- - - - -	- - - - -	-112.00	676.40	- - - - -
	SUBTOTAL TRANSITION QUARTER		(1,335,655.57)	5,000,000.00	- - - - -	4,099,360.43	635,533.22	1,600,761.92
FUND EQUITIES:								
ACCOUNTS PAYABLE								
	SUBTOTAL 10	0925	-712,205.88	- - - - -	- - - - -	- - - - -	888,556.04	-1,600,761.92
			-0-	25,000,000.00	- - - - -	23,475,910.74	1,524,089.26	-0-
TRAVEL AND MISCELLANEOUS EXPENSES,								
UNITED STATES COURTS								
FUND RESOURCES:								
UNDISBURSED FUNDS								
	1976 10	0926	- - - - -	20,040,000.00	- - - - -	17,195,124.88	- - - - -	(2,844,875.12)
	1975		- - - - -	1,602,130.71	- - - - -	1,143,859.33	- - - - -	(458,271.38)
	1974		- - - - -	73,232.04	- - - - -	22,170.50	- - - - -	(51,061.54)
	PRIOR YEARS		- - - - -	1,700.00	- - - - -	15,702.55	- - - - -	(-14,002.55)
	SUBTOTAL FY 1976		- - - - -	1,677,062.75	- - - - -	18,376,857.26	- - - - -	(3,340,205.49)
TRANSITION QUARTER								
UNDISBURSED FUNDS								
	1976 10	0926	(2,844,875.12)	4,883,000.00	- - - - -	4,076,771.74	52,076.77	3,599,026.61
	1975		(458,271.38)	- - - - -	- - - - -	2,134.01	165,348.50	290,789.87
	1974		(51,061.54)	- - - - -	-17,822.72	105.72	33,133.10	- - - - -
	PRIOR YEARS		(-14,002.55)	- - - - -	17,822.72	738.98	-14,741.53	17,822.72
	SUBTOTAL TRANSITION QUARTER		(3,340,205.49)	4,883,000.00	- - - - -	4,079,750.45	235,816.84	3,907,638.20
FUND EQUITIES:								
ACCOUNTS PAYABLE								
UNDELIVERED ORDERS								
	SUBTOTAL 10	0926	-925,789.18	- - - - -	- - - - -	- - - - -	256,060.59	-1,181,849.77
			-751,273.57	- - - - -	- - - - -	- - - - -	1,974,514.86	-2,725,788.43
			-0-	24,923,000.00	- - - - -	22,456,607.71	2,466,392.29	-0-

Appropriations, Outlays, and Balances - Continued

Appropriation or Fund Account		Account symbol			Balances beginning of fiscal year 1/	Appropriations and other obligational authority 2/	Transfers, borrowings, and investments (net) 3/	Outlays (net)	Balances withdrawn and other transactions 4/	Balances end of fiscal year 5/
Title	Period of availability	Dept. Reg.	Account No.	Sub. No.						
COURTS OF APPEALS, DISTRICT COURTS, AND OTHER JUDICIAL SERVICES-CONTINUED										
GENERAL FUND ACCOUNTS-CONTINUED										
SALARIES AND EXPENSES, UNITED STATES										
MAGISTRATES										
FUND RESOURCES:										
UNDISBURSED FUNDS	1976	10	0929		- - - - -	\$10,914,000.00	- - - - -	\$9,521,933.31	- - - - -	( \$1,392,066.69)
	1975				\$417,878.56	- - - - -	- - - - -	389,499.98	- - - - -	( 28,378.58)
	1974				32,486.63	- - - - -	- - - - -	5,350.20	- - - - -	( 27,136.43)
	PRIOR YEARS				- - - - -	- - - - -	- - - - -	1,355.60	- - - - -	( -1,355.60)
	SUBTOTAL FY 1976				450,365.19	10,914,000.00	- - - - -	9,918,139.09	- - - - -	( 1,446,226.10)
TRANSITION QUARTER										
UNDISBURSED FUNDS	1976	10	0929		( 1,392,066.69)	2,857,000.00	- - - - -	2,857,989.61	\$884,484.84	506,592.24
	1975				( 28,378.58)	- - - - -	- - - - -	1,821.10	23,031.58	3,525.90
	1974				( 27,136.43)	- - - - -	- - - - -	402.24	24,361.94	- - - - -
	PRIOR YEARS				( -1,355.60)	- - - - -	- \$2,372.25	2,372.25	-1,355.60	2,372.25
	SUBTOTAL TRANSITION QUARTER				( 1,446,226.10)	2,857,000.00	- - - - -	2,860,212.95	930,522.76	512,490.39
FUND EQUITIES:										
ACCOUNTS PAYABLE					-318,983.17	- - - - -	- - - - -	- - - - -	29,954.72	-348,937.89
UNDELIVERED ORDERS					-131,382.02	- - - - -	- - - - -	- - - - -	32,170.48	-163,552.50
	SUBTOTAL 10	0929			-0-	13,771,000.00	- - - - -	12,778,352.04	992,647.96	-0-
SPEEDY TRIAL PLANNING, THE JUDICIARY										
FUND RESOURCES:										
UNDISBURSED FUNDS	NO YEAR	10	0934		2,500,000.00	- - - - -	- - - - -	338,866.73	- - - - -	( 2,161,133.27)
	SUBTOTAL FY 1976				2,500,000.00	- - - - -	- - - - -	338,866.73	- - - - -	( 2,161,133.27)
TRANSITION QUARTER										
UNDISBURSED FUNDS	NO YEAR	10	0934		( 2,161,133.27)	- - - - -	- - - - -	83,456.85	- - - - -	2,077,676.42
	SUBTOTAL TRANSITION QUARTER				( 2,161,133.27)	- - - - -	- - - - -	83,456.85	- - - - -	2,077,676.42
FUND EQUITIES:										
UNOBLIGATED BALANCE					-2,500,000.00	- - - - -	- - - - -	- - - - -	-598,926.08	-1,901,073.92
ACCOUNTS PAYABLE					- - - - -	- - - - -	- - - - -	- - - - -	176,602.50	-176,602.50
	SUBTOTAL 10	0934			-0-	- - - - -	- - - - -	422,323.58	-422,323.58	-0-
PRETRIAL SERVICES AGENCIES, THE JUDICIARY										
FUND RESOURCES:										
UNDISBURSED FUNDS	NO YEAR	10	0935		10,000,000.00	- - - - -	-107,000.00	1,128,915.23	- - - - -	( 8,764,084.77)
TRANSFER TO:										
GENERAL SERVICES ADMINISTRATION	NO YEAR	47 10	0935		- - - - -	- - - - -	107,000.00	92,544.67	- - - - -	( 14,455.33)
	SUBTOTAL FY 1976				10,000,000.00	- - - - -	- - - - -	1,221,459.90	- - - - -	( 8,778,540.10)
TRANSITION QUARTER										
UNDISBURSED FUNDS	NO YEAR	10	0935		( 8,764,084.77)	- - - - -	- - - - -	503,476.67	- - - - -	8,260,608.10
TRANSFER TO:										
GENERAL SERVICES ADMINISTRATION	NO YEAR	47 10	0935		( 14,455.33)	- - - - -	- - - - -	-31,930.03	- - - - -	46,385.36
	SUBTOTAL TRANSITION QUARTER				( 8,778,540.10)	- - - - -	- - - - -	471,546.64	- - - - -	8,306,993.46
FUND EQUITIES:										
UNOBLIGATED BALANCE					-10,000,000.00	- - - - -	- - - - -	- - - - -	-1,892,511.94	-8,107,488.06
ACCOUNTS PAYABLE					- - - - -	- - - - -	- - - - -	- - - - -	174,629.02	-174,629.02
UNDELIVERED ORDERS					- - - - -	- - - - -	- - - - -	- - - - -	24,876.38	-24,876.38
	SUBTOTAL 10	0935			-0-	- - - - -	- - - - -	1,693,006.54	-1,693,006.54	-0-
COMMISSION ON REVISION OF THE FEDERAL COURT APPELLATE SYSTEM OF THE UNITED STATES										
FUND RESOURCES:										
UNDISBURSED FUNDS	NO YEAR	10	0930		174,209.20	- - - - -	- - - - -	98,322.62	- - - - -	( 75,886.58)
	SUBTOTAL FY 1976				174,209.20	- - - - -	- - - - -	98,322.62	- - - - -	( 75,886.58)
TRANSITION QUARTER										
UNDISBURSED FUNDS	NO YEAR	10	0930		( 75,886.58)	- - - - -	- - - - -	7,825.00	67,790.08	271.50
	SUBTOTAL TRANSITION QUARTER				( 75,886.58)	- - - - -	- - - - -	7,825.00	67,790.08	271.50
FUND EQUITIES:										
UNOBLIGATED BALANCE					-88,477.17	- - - - -	- - - - -	- - - - -	-88,477.17	- - - - -
ACCOUNTS PAYABLE					-74,696.25	- - - - -	- - - - -	- - - - -	-74,424.75	-271.50
UNDELIVERED ORDERS					-11,035.78	- - - - -	- - - - -	- - - - -	-11,035.78	- - - - -
	SUBTOTAL 10	0930			-0-	- - - - -	- - - - -	106,147.62	-106,147.62	-0-
ADVANCE TO REFEREES' SALARY AND EXPENSE										
FUND, UNITED STATES COURTS										
FUND RESOURCES:										
UNDISBURSED FUNDS	1976	10	0921		- - - - -	7,580,294.67	-7,580,294.67	- - - - -	- - - - -	- - - - -
	SUBTOTAL FY 1976				- - - - -	7,580,294.67	-7,580,294.67	- - - - -	- - - - -	- - - - -
TRANSITION QUARTER										
UNDISBURSED FUNDS	1976	10	0921		- - - - -	345,911.07	-345,911.07	- - - - -	- - - - -	- - - - -
	SUBTOTAL TRANSITION QUARTER				- - - - -	345,911.07	-345,911.07	- - - - -	- - - - -	- - - - -
	SUBTOTAL 10	0921			-0-	7,926,205.74	-7,926,205.74	- - - - -	- - - - -	-0-

SPECIAL FUND ACCOUNTS

SALARIES AND EXPENSES OF REFEREES,  
UNITED STATES COURTS

FUND RESOURCES:								
UNDISBURSED FUNDS	1976 10	5036	- - - - -	19,090,705.33	6,980,294.67	22,792,686.17	- - - - -	(3,278,313.83)
	1975		223,053.39	- - - - -	- - - - -	224,306.81	- - - - -	(-1,253.42)
	SUBTOTAL FY 1976		223,053.39	19,090,705.33	6,980,294.67	23,016,992.98	- - - - -	(3,277,060.41)
TRANSITION QUARTER								
UNDISBURSED FUNDS	1976 10	5036	(3,278,313.83)	6,833,088.93	195,911.07	6,782,970.51	946,049.52	2,578,253.80
	1975		(-1,253.42)	- - - - -	- - - - -	- - - - -	-1,253.42	- - - - -
	SUBTOTAL TRANSITION QUARTER		(3,277,060.41)	6,833,088.93	195,911.07	6,782,970.51	944,796.10	2,578,253.80
FUND EQUITIES:								
ACCOUNTS PAYABLE			-223,053.39	- - - - -	- - - - -	- - - - -	2,177,565.50	-2,400,618.89
UNDELIVERED ORDERS			- - - - -	- - - - -	- - - - -	- - - - -	177,674.91	-177,674.91
	SUBTOTAL 10	5036	-0-	25,923,794.26	7,176,205.74	29,799,963.49	3,300,036.51	-0-
EXPENSES OF REFEREES, UNITED STATES COURTS								
FUND RESOURCES:								
UNDISBURSED FUNDS	1975 10	5037	478,717.08	- - - - -	- - - - -	384,797.71	- - - - -	(93,919.37)
	1974		113,599.20	- - - - -	- - - - -	18,658.35	- - - - -	(94,940.85)
	PRIOR YEARS		18,112.55	- - - - -	- - - - -	4,839.50	- - - - -	(13,273.09)
	SUBTOTAL FY 1976		610,428.87	- - - - -	- - - - -	408,295.56	- - - - -	(202,133.31)
TRANSITION QUARTER								
UNDISBURSED FUNDS	1975 10	5037	(93,919.37)	- - - - -	- - - - -	1,095.73	75,829.29	16,944.35
	1974		(94,940.85)	- - - - -	-59,540.36	- - - - -	35,400.49	- - - - -
	PRIOR YEARS		(13,273.09)	- - - - -	59,540.36	- - - - -	13,273.09	59,540.36
	SUBTOTAL TRANSITION QUARTER		(202,133.31)	- - - - -	- - - - -	1,095.73	124,502.87	76,534.71
FUND EQUITIES:								
ACCOUNTS PAYABLE			-481,851.37	- - - - -	- - - - -	- - - - -	-469,145.62	-12,705.75
UNDELIVERED ORDERS			-128,577.50	- - - - -	- - - - -	- - - - -	-64,748.54	-63,828.96
	SUBTOTAL 10	5037	-0-	- - - - -	- - - - -	409,391.29	-409,391.29	-0-
TOTAL, COURTS OF APPEALS, DISTRICT COURTS AND OTHER JUDICIAL SERVICES FY 1976 . . . . .			- - - - -	246,696,000.00	-600,000.00	238,084,764.24	- - - - -	- - - - -
TOTAL, COURTS OF APPEALS, DISTRICT COURTS AND OTHER JUDICIAL SERVICES T.O. . . . .			- - - - -	63,122,000.00	-150,000.00	61,254,514.86	9,728,720.90	- - - - -

ADMINISTRATIVE OFFICE OF THE UNITED STATES COURTS

GENERAL FUND ACCOUNTS

SALARIES AND EXPENSES, ADMINISTRATIVE OFFICE OF THE UNITED STATES COURTS

FUND RESOURCES:								
UNDISBURSED FUNDS	1976 10	0927	- - - - -	7,431,000.00	600,000.00	7,088,314.49	- - - - -	(942,685.51)
	1975		650,244.94	- - - - -	- - - - -	622,432.53	- - - - -	(27,812.41)
	1974		6,359.24	- - - - -	- - - - -	8,922.89	- - - - -	(-2,563.65)
	PRIOR YEARS		1,106.91	- - - - -	- - - - -	- - - - -	- - - - -	(1,106.91)
	SUBTOTAL FY 1976		657,711.09	7,431,000.00	600,000.00	7,719,669.91	- - - - -	(969,041.18)
TRANSITION QUARTER								
UNDISBURSED FUNDS	1976 10	0927	(942,685.51)	1,905,000.00	150,000.00	2,229,774.67	18,643.19	749,267.65
	1975		(27,812.41)	- - - - -	- - - - -	8,912.62	-4,838.88	23,738.67
	1974		(-2,563.65)	- - - - -	- - - - -	249.93	- - - - -	7-2,813.58
	PRIOR YEARS		(1,106.91)	- - - - -	- - - - -	- - - - -	1,106.91	- - - - -
	SUBTOTAL TRANSITION QUARTER		(969,041.18)	1,905,000.00	150,000.00	2,238,937.22	14,911.22	770,192.74
ACCOUNTS RECEIVABLE			- - - - -	- - - - -	- - - - -	- - - - -	-3,998.86	3,998.86
FUND EQUITIES:								
UNOBLIGATED BALANCE			- - - - -	- - - - -	- - - - -	- - - - -	1,185.28	8-1,185.28
ACCOUNTS PAYABLE			-280,478.42	- - - - -	- - - - -	- - - - -	374,148.53	-654,676.95
UNDELIVERED ORDERS			-377,232.67	- - - - -	- - - - -	- - - - -	-258,903.30	-118,329.37
	SUBTOTAL 10	0927	-0-	9,336,000.00	750,000.00	9,958,607.13	127,392.87	-0-

Appropriations, Outlays, and Balances - Continued

Appropriation or Fund Account		Account symbol			Balances beginning of fiscal year <sup>1/</sup>	Appropriations and other obligational authority <sup>2/</sup>	Transfers, borrowings, and investments (net) <sup>2/</sup>	Outlays (net)	Balances withdrawn and other transactions <sup>4/</sup>	Balances end of fiscal year <sup>2/</sup>
Title	Period of availability	Dept. Reg.	Account Tr. From No.	Sub. No.						
ADMINISTRATIVE OFFICE OF THE UNITED STATES COURTS-CONTINUED										
INTRAGOVERNMENTAL FUNDS										
CONSOLIDATED WORKING FUND, THE JUDICIARY										
FUND RESOURCES:										
UNDISBURSED FUNDS	1976	10	3927		- - - - -	- - - - -	- - - - -	- \$106,261.78	- - - - -	( \$106,261.78)
	1975				\$9,342.69	- - - - -	- - - - -	3,711.87	- - - - -	(5,630.82)
	1974				9,342.69	- - - - -	- - - - -	-102,549.91	- - - - -	(111,892.60)
	SUBTOTAL FY 1976									
TRANSITION QUARTER UNDISBURSED FUNDS	1976	10	3927		(106,261.78)	- - - - -	- - - - -	33,742.25	\$55,058.14	17,461.39
	1975				(5,630.82)	- - - - -	- - - - -	-40.00	5,670.82	- - - - -
	1974				(111,892.60)	- - - - -	- - - - -	33,702.25	60,728.96	17,461.39
	SUBTOTAL TRANSITION QUARTER									
FUND EQUITIES:										
ACCOUNTS PAYABLE					-7,925.45	- - - - -	- - - - -	- - - - -	9,032.44	-16,957.89
UNDELIVERED ORDERS					-1,417.24	- - - - -	- - - - -	- - - - -	-913.74	-503.50
					-0-	- - - - -	- - - - -	-68,847.66	68,847.66	-0-
	SUBTOTAL 10		3927							
TOTAL, ADMINISTRATIVE OFFICE OF THE UNITED STATES COURTS FY 1976 . . . . .					- - - - -	\$7,431,000.00	\$600,000.00	7,617,120.00	- - - - -	- - - - -
TOTAL, ADMINISTRATIVE OFFICE OF THE UNITED STATES COURTS T.Q. . . . .					- - - - -	1,905,000.00	150,000.00	2,272,034.47	196,240.53	- - - - -
FEDERAL JUDICIAL CENTER										
GENERAL FUND ACCOUNTS										
SALARIES AND EXPENSES, FEDERAL JUDICIAL CENTER										
FUND RESOURCES:										
UNDISBURSED FUNDS	1976	10	0928		- - - - -	6,565,000.00	- - - - -	2,898,384.63	- - - - -	(3,666,615.37)
	1975				1,492,977.35	- - - - -	- - - - -	1,206,339.85	- - - - -	(286,637.50)
	1974				120,126.92	- - - - -	- - - - -	30,613.29	- - - - -	(89,513.63)
	PRIOR YEARS				426.00	- - - - -	- - - - -	- - - - -	- - - - -	(426.00)
	SUBTOTAL FY 1976				1,613,530.27	6,565,000.00	- - - - -	4,135,337.77	- - - - -	(4,043,192.50)
TRANSITION QUARTER UNDISBURSED FUNDS	1976	10	0928		(3,666,615.37)	1,739,000.00	- - - - -	1,124,716.87	1,639.70	4,279,258.80
	1975				(286,637.50)	- - - - -	- - - - -	23,769.12	139,152.80	123,715.58
	1974				(89,513.63)	- - - - -	-34,103.75	271.00	55,138.88	- - - - -
	PRIOR YEARS				(426.00)	- - - - -	34,103.75	- - - - -	426.00	34,103.75
	SUBTOTAL TRANSITION QUARTER				(4,043,192.50)	1,739,000.00	- - - - -	1,148,756.99	196,357.38	4,437,078.13
FUND EQUITIES:										
ACCOUNTS PAYABLE					-577,246.07	- - - - -	- - - - -	- - - - -	-8,576.51	-568,669.56
UNDELIVERED ORDERS					-1,036,284.20	- - - - -	- - - - -	- - - - -	2,832,124.37	-3,868,408.57
					-0-	8,304,000.00	- - - - -	5,284,094.76	3,019,905.24	-0-
	SUBTOTAL 10		0928							
INTRAGOVERNMENTAL FUNDS										
CONSOLIDATED WORKING FUND, THE JUDICIARY, FEDERAL JUDICIAL CENTER										
FUND RESOURCES:										
UNDISBURSED FUNDS	NO YEAR	10	3928		194.75	- - - - -	- - - - -	- - - - -	- - - - -	(194.75)
	SUBTOTAL FY 1976				194.75	- - - - -	- - - - -	- - - - -	- - - - -	(194.75)
TRANSITION QUARTER UNDISBURSED FUNDS	NO YEAR	10	3928		(194.75)	- - - - -	- - - - -	- - - - -	- - - - -	194.75
	SUBTOTAL TRANSITION QUARTER				(194.75)	- - - - -	- - - - -	- - - - -	- - - - -	194.75
FUND EQUITIES:										
UNOBLIGATED BALANCE					-194.75	- - - - -	- - - - -	- - - - -	- - - - -	-194.75
					-0-	- - - - -	- - - - -	- - - - -	- - - - -	-0-
	SUBTOTAL 10		3928							
TOTAL, FEDERAL JUDICIAL CENTER FY 1976 . . . . .					- - - - -	6,565,000.00	- - - - -	4,135,337.77	- - - - -	- - - - -
TOTAL, FEDERAL JUDICIAL CENTER T.Q. . . . .					- - - - -	1,739,000.00	- - - - -	1,148,756.99	3,019,905.24	- - - - -

SPACE AND FACILITIES, THE JUDICIARY<sup>6</sup>

GENERAL FUND ACCOUNTS

SPACE AND FACILITIES, THE JUDICIARY

FUND RESOURCES:									
UNDISBURSED FUNDS	1976 10 0931	---	64,000,000.00	---	51,056,555.03	---	---	(12,943,444.97)	
	1975	---	---	---	1,750.00	---	---	(-1,750.00)	
TRANSFER TO:									
GENERAL SERVICES ADMINISTRATION	1975 47 10 0931	---	5,731,287.66	---	5,396,148.21	---	---	(335,139.45)	
	1976	---	5,731,287.66	---	56,454,453.24	---	---	(13,276,834.42)	
	SUBTOTAL FY 1976	---	64,000,000.00	---	56,454,453.24	---	---		
TRANSITION QUARTER									
UNDISBURSED FUNDS	1976 10 0931	---	(12,943,444.97)	---	16,180,492.56	---	7,255,122.32	5,507,830.09	
	1975	---	(-1,750.00)	---	---	---	-1,750.00	---	
TRANSFER TO:									
GENERAL SERVICES ADMINISTRATION	1975 47 10 0931	---	(335,139.45)	---	8,435.13	---	3,164.84	323,539.48	
	1976	---	(13,276,834.42)	---	16,188,927.69	---	7,256,537.16	5,831,369.57	
	SUBTOTAL TRANSITION QUARTER	---	16,000,000.00	---	---	---	-139,271.07	139,271.07	
ACCOUNTS RECEIVABLE									
FUND EQUITIES:									
ACCOUNTS PAYABLE		---	-602,386.15	---	---	---	4,483,690.40	-5,086,076.55	
UNDELIVERED ORDERS		---	-5,128,901.51	---	---	---	-4,244,337.42	-884,564.09	
	SUBTOTAL 10 0931	---	-0-	---	80,000,000.00	---	72,643,380.93	7,356,619.07	-0-
TOTAL, SPACE AND FACILITIES, THE JUDICIARY FY 1976 . . . . .		---	64,000,000.00	---	56,454,453.24	---	---	---	---
TOTAL, SPACE AND FACILITIES, THE JUDICIARY T.Q. . . . .		---	16,000,000.00	---	16,188,927.69	---	7,356,619.07	---	---

EXPENSES, UNITED STATES COURT FACILITIES<sup>6</sup>

GENERAL FUND ACCOUNTS

FURNITURE AND FURNISHINGS, EXPENSES,

UNITED STATES COURT FACILITIES,

THE JUDICIARY

FUND RESOURCES:									
UNDISBURSED FUNDS	1976 10 0932	---	4,570,000.00	---	-4,560,700.00	---	---	(9,300.00)	
TRANSFER TO:									
GENERAL SERVICES ADMINISTRATION	1976 47 10 0932	---	---	---	4,560,700.00	---	---	(2,411,669.14)	
	1975	---	2,280,808.36	---	---	---	2,265,779.15	(15,029.21)	
	SUBTOTAL FY 1976	---	2,280,808.36	---	4,570,000.00	---	4,414,810.01	(2,435,998.35)	
TRANSITION QUARTER									
UNDISBURSED FUNDS	1976 10 0932	---	(9,300.00)	---	425,000.00	---	-434,300.00	---	
TRANSFER TO:									
GENERAL SERVICES ADMINISTRATION	1976 47 10 0932	---	(2,411,669.14)	---	---	---	434,300.00	874,474.17	166,653.96
	1975	---	(15,029.21)	---	---	---	83,876.76	-68,847.55	---
	SUBTOTAL TRANSITION QUARTER	---	(2,435,998.35)	---	425,000.00	---	958,350.93	97,806.41	1,804,841.01
ACCOUNTS RECEIVABLE									
FUND EQUITIES:									
ACCOUNTS PAYABLE		---	-430,594.79	---	---	---	---	-122,882.63	-307,712.16
UNDELIVERED ORDERS		---	-1,850,213.57	---	---	---	---	-230,597.57	-1,619,616.00
	SUBTOTAL 10 0932	---	-0-	---	4,995,000.00	---	5,373,160.94	-378,160.94	-0-
TOTAL, EXPENSES, UNITED STATES COURT FACILITIES FY 1976 . . . . .		---	4,570,000.00	---	---	---	4,414,810.01	---	---
TOTAL, EXPENSES, UNITED STATES COURT FACILITIES T.Q. . . . .		---	425,000.00	---	---	---	958,350.93	-378,160.94	---



Appropriations, Outlays, and Balances - Continued

Appropriation or Fund Account		Account symbol			Balances beginning of fiscal year <sup>1/</sup>	Appropriations and other obligational authority <sup>2/</sup>	Transfers, borrowings, and investments (net) <sup>3/</sup>	Outlays (net)	Balances withdrawn and other transactions <sup>4/</sup>	Balances end of fiscal year <sup>2/</sup>
Title	Period of availability	Dept. Reg.	Account No.	Sub. No.						
COMMISSION ON BANKRUPTCY LAWS OF THE UNITED STATES										
SPECIAL FUND ACCOUNTS										
SALARIES AND EXPENSES, COMMISSION ON BANKRUPTCY LAWS OF THE UNITED STATES										(\$208.00)
FUND RESOURCES:										(208.00)
UNDISBURSED FUNDS	NO YEAR 10		5038							
	SUBTOTAL FY 1976									
TRANSITION QUARTER UNDISBURSED FUNDS	NO YEAR 10		5038		(\$208.00)					
	SUBTOTAL TRANSITION QUARTER				(208.00)					
	SUBTOTAL 10		5038		-0-					-0-
TOTAL, COMMISSION ON BANKRUPTCY LAWS OF THE UNITED STATES FY 1976 . . . . .										
TOTAL, COMMISSION ON BANKRUPTCY LAWS OF THE UNITED STATES T.Q. . . . .										
BICENTENNIAL EXPENSES, THE JUDICIARY										
GENERAL FUND ACCOUNTS										
BICENTENNIAL ACTIVITIES, BICENTENNIAL EXPENSES, THE JUDICIARY										(1,892,940.93)
FUND RESOURCES:										(1,892,940.93)
UNDISBURSED FUNDS	NO YEAR 10		0933			\$2,000,000.00				
	SUBTOTAL FY 1976					2,000,000.00				
TRANSITION QUARTER UNDISBURSED FUNDS	NO YEAR 10		0933		(1,892,940.93)					
	SUBTOTAL TRANSITION QUARTER				(1,892,940.93)					
FUND EQUITIES:										
UNOBLIGATED BALANCE									\$1,325,775.00	-1,325,775.00
ACCOUNTS PAYABLE									554,582.36	554,582.36
UNDELIVERED ORDERS									903.00	-903.00
	SUBTOTAL 10		0933		-0-	2,000,000.00			118,739.64	1,881,260.36
TOTAL, BICENTENNIAL EXPENSES, THE JUDICIARY FY 1976 . . . . .										
TOTAL, BICENTENNIAL EXPENSES, THE JUDICIARY T.Q. . . . .										
JUDICIARY TRUST FUNDS										
JUDICIAL SURVIVORS' ANNUITY FUND										(53,929.74)
FUND RESOURCES:										(10,691,000.00)
UNDISBURSED FUNDS	NO YEAR 10		8110		-71,421.09	2,215,584.58				
INVESTMENTS IN PUBLIC DEBT SECURITIES					9,956,000.00					
	SUBTOTAL FY 1976				9,884,578.91	2,215,584.58				
TRANSITION QUARTER UNDISBURSED FUNDS	NO YEAR 10		8110		(53,929.74)	548,837.85				
INVESTMENTS IN PUBLIC DEBT SECURITIES					(10,691,000.00)					
	SUBTOTAL TRANSITION QUARTER				(10,744,929.74)	548,837.85				
ACCOUNTS RECEIVABLE					227,506.06					
FUND EQUITIES:										
UNOBLIGATED BALANCE					-10,020,323.69					
ACCOUNTS PAYABLE					-91,761.28					
	SUBTOTAL 10		8110		-0-	2,764,422.43			1,701,840.00	1,062,582.43

OPERATION OF THE PUBLIC DEFENDER SERVICE  
 FOR DISTRICT OF COLUMBIA  
 FUND RESOURCES:  
 UNDISBURSED FUNDS

	NO YEAR 10	8120							
TRANSITION QUARTER UNDISBURSED FUNDS	SUBTOTAL FY 1976		84,115.39	2,146,958.71	---	---	2,238,003.15	---	(-6,929.05)
			84,115.39	2,146,958.71	---	---	2,238,003.15	---	(-6,929.05)
TRANSITION QUARTER UNDISBURSED FUNDS	SUBTOTAL TRANSITION QUARTER	NO YEAR 10	8120	(-6,929.05)	581,084.47	---	---	521,369.45	52,785.97
				(-6,929.05)	581,084.47	---	---	521,369.45	52,785.97
ACCOUNTS RECEIVABLE			25,800.00	---	---	---	---	25,800.00	---
FUND EQUITIES:									
UNOBLIGATED BALANCE									
ACCOUNTS PAYABLE			-42,679.69	---	---	---	---	-42,679.69	---
UNDELIVERED ORDERS			-60,866.87	---	---	---	---	-15,597.69	-45,269.18
	SUBTOTAL 10	8120	-6,368.83	---	---	---	---	1,147.96	-7,516.79
			-0-	2,728,043.18	---	---	2,759,372.60	-31,329.42	-0-
TOTAL, JUDICIARY TRUST FUNDS FY 1976			---	4,362,543.29	---	---	3,593,236.90	---	---
TOTAL, JUDICIARY TRUST FUNDS T.Q.			---	1,129,922.32	---	---	867,975.70	1,031,253.01	---
DEDUCTIONS FOR OFFSETTING RECEIPTS <sup>9</sup>									
PROPRIETARY RECEIPTS FROM THE PUBLIC			---	-2,314,848.52	---	---	-2,314,848.52	---	---
TRANSITION QUARTER PROPRIETARY RECEIPTS FROM THE PUBLIC			---	-826,331.74	---	---	-826,331.74	---	---
TOTAL FY 1976			---	-2,314,848.52	---	---	-2,314,848.52	---	---
TOTAL T.Q.			---	-826,331.74	---	---	-826,331.74	---	---
TOTAL, THE JUDICIARY FY 1976			---	347,281,694.77	---	---	325,021,084.22	---	---
TOTAL, THE JUDICIARY T.Q.			---	86,790,290.58	---	---	85,188,187.00	23,862,714.13	---

## Appropriations, Outlays, and Balances

- 1 Amounts in parentheses represent non-add balances at the end of fiscal year 1976 and at the beginning of the transition quarter. Obligation data is shown at the beginning of fiscal year 1976 and at the end of the transition quarter only.
- 2 Only appropriations with appropriation transfer activity are presented in Table 2 (Appropriations and appropriation transfers) at the end of the chapter. Since The Judiciary had no appropriation transfer activity during fiscal year 1976 and the transition quarter, Table 2 does not appear.
- 3 For detail of transfer activity by account see Table 2 (Transfers - Other than Appropriation Transfers) at end of chapter. Amounts not appearing in Table 2, unless otherwise footnoted, represent transfers of obligated balances from lapsed appropriations to merged prior-year accounts pursuant to 31 U.S.C. 701, borrowings (net) or investments (net).
- 4 The amounts in this column, unless otherwise footnoted, represent unobligated balances withdrawn or restored pursuant to 31 U.S.C. 701 and changes in unfilled customer orders, accounts receivable, accounts payable, undelivered orders and unobligated balances.
- 5 Unobligated balance represents no-year or unexpired multiple-year account unless otherwise footnoted.
- 6 Activity transferred from Courts of Appeals, Districts Courts, and Other Judicial Services, The Judiciary.
- 7 Subject to disposition by the administrative agency.
- 8 Unobligated - unavailable.
- 9 For detail by account see Table C - "Receipts by Organizational Unit."

**TABLE 2 - TRANSFERS (OTHER THAN APPROPRIATION TRANSFERS - TABLE 1 )**

Account Symbol	Net Transfers	Details of Transfers		
		Accounts Involved	Amount From Or To (-)	Citation of Law
10X0935	-\$107,000.00	47-10X0935	-\$107,000.00	18 USC 3152, 89 STAT. 189
47-10X0935	107,000.00	10X0935	107,000.00	18 USC 3152, 89 STAT. 189
1060921	-7,580,294.67	1065036	-7,580,294.67	89 STAT.631,838; 90 STAT. 622, 631
1065036	6,980,294.67	1060921	7,580,294.67	89 STAT.631,838; 90 STAT. 622, 631
		1060927	-600,000.00	89 STAT. 631
1060921	-\$345,911.07	1065036	-\$345,911.07	11 USC 68(c)(4) 89 STAT. 631, 838
1065036	195,911.07	1060921	345,911.07	11 USC 68(c)(4) 89 STAT. 631, 838
		1060927	-150,000.00	90 STAT.622,631 89 STAT. 632

Account Symbol	Net Transfers	Details of Transfers		
		Accounts Involved	Amount From Or To (-)	Citation of Law
1060927	\$600,000.00	1065036	\$600,000.00	89 STAT. 631
1060932	-4,560,700.00	47-1060932	-4,560,700.00	88 STAT. 1203, 89 STAT. 632
47-1060932	4,560,700.00	1060932	4,560,700.00	88 STAT. 1203, 89 STAT. 632
TOTAL (FY)	\$0		\$0	
1060927	\$150,000.00	1065036	\$150,000.00	89 STAT. 632
1060932	-434,300.00	47-1060932	-434,300.00	89 STAT.632,633
47-1060932	434,300.00	1060932	434,300.00	89 STAT.632,633
TOTAL (TQ)	\$0		\$0	

Appropriations, Outlays, and Balances - Continued

Appropriation or Fund Account		Account symbol			Balances beginning of fiscal year 1/	Appropriations and other obligation authority 2/	Transfers, borrowings, and investments (net) 2/	Outlays (net)	Balances withdrawn and other transactions 4/	Balances end of fiscal year 2/
Title	Period of availability	Dept. Reg.   Tr From	Account No.	Sub. No.						
EXECUTIVE OFFICE OF THE PRESIDENT										
COMPENSATION OF THE PRESIDENT										
GENERAL FUND ACCOUNTS										
COMPENSATION OF THE PRESIDENT										
FUND RESOURCES:										
UNDISBURSED FUNDS	1976	11	0000		- - - - -	\$250,000.00	- - - - -	\$250,000.00	- - - - -	- - - - -
					- - - - -	250,000.00	- - - - -	250,000.00	- - - - -	- - - - -
	SUBTOTAL FY 1976									
TRANSITION QUARTER	1976	11	0000		- - - - -	62,500.00	- - - - -	62,500.00	- - - - -	- - - - -
UNDISBURSED FUNDS	1976	11	0000		- - - - -	62,500.00	- - - - -	62,500.00	- - - - -	- - - - -
					- - - - -	62,500.00	- - - - -	62,500.00	- - - - -	- - - - -
	SUBTOTAL TRANSITION QUARTER									
					- - - - -	312,500.00	- - - - -	312,500.00	- - - - -	- 0 -
					- - - - -	- 0 -	- - - - -	- 0 -	- - - - -	- - - - -
	TOTAL, COMPENSATION OF THE PRESIDENT FY 1976									
					- - - - -	250,000.00	- - - - -	250,000.00	- - - - -	- - - - -
	TOTAL, COMPENSATION OF THE PRESIDENT T.Q.									
					- - - - -	62,500.00	- - - - -	62,500.00	- - - - -	- - - - -
THE WHITE HOUSE OFFICE										
GENERAL FUND ACCOUNTS										
SALARIES AND EXPENSES, THE WHITE HOUSE OFFICE										
FUND RESOURCES:										
UNDISBURSED FUNDS	1976	11	0110		- - - - -	16,763,000.00	- - - - -	14,654,837.25	- - - - -	( 2,108,162.75)
	1975				\$1,222,097.00	- - - - -	- - - - -	1,136,804.36	- - - - -	( 85,292.64)
	1974				- - - - -	- - - - -	- - - - -	254.94	- - - - -	( -254.94)
	PRIOR YEARS									
					- - - - -	- - - - -	- - - - -	-868.99	- - - - -	( 868.99)
					- - - - -	- - - - -	- - - - -	- - - - -	- - - - -	- - - - -
	SUBTOTAL FY 1976									
					1,222,097.00	16,763,000.00	- - - - -	15,791,027.56	- - - - -	( 2,194,069.44)
TRANSITION QUARTER	1976	11	0110		( 2,108,162.75)	4,191,000.00	- - - - -	4,125,629.48	\$812,264.58	1,361,768.69
UNDISBURSED FUNDS	1975				( 85,292.64)	- - - - -	- - - - -	10,448.98	74,343.66	500.00
	1974				( -254.94)	- - - - -	- - - - -	- - - - -	-254.94	- - - - -
	PRIOR YEARS									
					( 868.99)	- - - - -	- - - - -	- - - - -	868.99	- - - - -
					- - - - -	- - - - -	- - - - -	- - - - -	- - - - -	- - - - -
	SUBTOTAL TRANSITION QUARTER									
					( 2,194,069.44)	4,191,000.00	- - - - -	4,136,078.46	887,222.29	1,361,768.69
FUND EQUITIES:					- - - - -	- - - - -	- - - - -	- - - - -	139,671.69	-1,361,768.69
ACCOUNTS PAYABLE					-1,222,097.00	- - - - -	- - - - -	- - - - -	139,671.69	-1,361,768.69
					- - - - -	- - - - -	- - - - -	- - - - -	- - - - -	- 0 -
	SUBTOTAL 11									
					- 0 -	20,954,000.00	- - - - -	19,927,106.02	1,026,893.98	- 0 -
	TOTAL, THE WHITE HOUSE OFFICE FY 1976									
					- - - - -	16,763,000.00	- - - - -	15,791,027.56	- - - - -	- - - - -
	TOTAL, THE WHITE HOUSE OFFICE T.Q.									
					- - - - -	4,191,000.00	- - - - -	4,136,078.46	1,026,893.98	- - - - -
EXECUTIVE RESIDENCE										
GENERAL FUND ACCOUNTS										
OPERATING EXPENSES, EXECUTIVE RESIDENCE										
FUND RESOURCES:										
UNDISBURSED FUNDS	1976	11	0210		- - - - -	1,902,000.00	- - - - -	1,787,631.26	- - - - -	( 114,368.74)
	1975				86,519.09	- - - - -	- - - - -	74,913.26	- - - - -	( 11,605.83)
	1974				17,663.30	- - - - -	- - - - -	221.44	- - - - -	( 17,441.86)
	SUBTOTAL FY 1976									
					104,182.39	1,902,000.00	- - - - -	1,862,765.96	- - - - -	( 143,416.43)
TRANSITION QUARTER	1976	11	0210		( 114,368.74)	485,000.00	- - - - -	542,569.31	217.03	56,582.40
UNDISBURSED FUNDS	1975				( 11,605.83)	- - - - -	- - - - -	3.00	-18,560.51	30,163.34
	1974				( 17,441.86)	- - - - -	- - - - -	- - - - -	-4,161.74	- - - - -
	PRIOR YEARS									
					- - - - -	- - - - -	- - - - -	- - - - -	- - - - -	- - - - -
					- - - - -	- - - - -	- - - - -	- - - - -	- - - - -	- - - - -
	SUBTOTAL TRANSITION QUARTER									
					( 143,416.43)	485,000.00	- - - - -	542,572.31	-22,505.22	108,349.34
ACCOUNTS RECEIVABLE					177,455.53	- - - - -	- - - - -	- - - - -	-54,042.42	231,497.95
FUND EQUITIES:					- - - - -	- - - - -	- - - - -	- - - - -	- - - - -	- - - - -
ACCOUNTS PAYABLE					-151,846.24	- - - - -	- - - - -	- - - - -	43,450.87	-195,297.11
UNDELIVERED ORDERS					-129,791.68	- - - - -	- - - - -	- - - - -	14,758.50	-144,550.18
					- - - - -	- - - - -	- - - - -	- - - - -	- - - - -	- 0 -
	SUBTOTAL 11									
					- 0 -	2,387,000.00	- - - - -	2,405,338.27	-18,338.27	- 0 -
	TOTAL, EXECUTIVE RESIDENCE FY 1976									
					- - - - -	1,902,000.00	- - - - -	1,862,765.96	- - - - -	- - - - -
	TOTAL, EXECUTIVE RESIDENCE T.Q.									
					- - - - -	485,000.00	- - - - -	542,572.31	-18,338.27	- - - - -

OFFICIAL RESIDENCE OF THE VICE PRESIDENT									
GENERAL FUND ACCOUNTS									
OPERATING EXPENSES, OFFICIAL RESIDENCE OF THE VICE PRESIDENT									
FUND RESOURCES:									
UNDISBURSED FUNDS	1976 11	0211	- - - - -	274,000.00	- - - - -	88,101.96	- - - - -	(185,898.04)	
	1975		240,416.16	- - - - -	- - - - -	209,989.07	- - - - -	(30,427.09)	
	1974		- - - - -	- - - - -	- - - - -	- - - - -	- - - - -	- - - - -	
	SUBTOTAL FY 1976		240,416.16	274,000.00	- - - - -	298,091.03	- - - - -	(216,325.13)	
TRANSITION QUARTER									
UNDISBURSED FUNDS									
	1976 11	0211	(185,898.04)	26,000.00	- - - - -	13,701.55	- - - - -	198,196.49	
	1975		(30,427.09)	- - - - -	- - - - -	20,050.94	-440.55	10,816.70	
	1974		(216,325.13)	26,000.00	- - - - -	33,752.49	-440.55	209,013.19	
	SUBTOTAL TRANSITION QUARTER								
FUND EQUITIES:									
ACCOUNTS PAYABLE			-240,416.16	- - - - -	- - - - -	- - - - -	-31,402.97	-209,013.19	
	SUBTOTAL 11	0211	-0-	300,000.00	- - - - -	331,843.52	-31,843.52	-0-	
TOTAL, OFFICIAL RESIDENCE OF THE VICE PRESIDENT FY 1976 . . . . .									
			- - - - -	274,000.00	- - - - -	298,091.03	- - - - -	- - - - -	
TOTAL, OFFICIAL RESIDENCE OF THE VICE PRESIDENT T.Q.. . . . .									
			- - - - -	26,000.00	- - - - -	33,752.49	-31,843.52	- - - - -	
SPECIAL ASSISTANCE TO THE PRESIDENT									
GENERAL FUND ACCOUNTS									
SPECIAL ASSISTANCE TO THE PRESIDENT, EXECUTIVE									
FUND RESOURCES:									
UNDISBURSED FUNDS	1976 11	1454	- - - - -	1,001,000.00	- - - - -	907,698.76	- - - - -	(93,301.24)	
	1975		147,252.07	- - - - -	- - - - -	136,544.82	- - - - -	(10,707.25)	
	1974		3,428.62	- - - - -	- - - - -	214.81	- - - - -	(3,213.81)	
	PRIOR YEARS		- - - - -	- - - - -	- - - - -	-36.57	- - - - -	(36.57)	
	SUBTOTAL FY 1976		150,680.69	1,001,000.00	- - - - -	1,044,421.82	- - - - -	(107,258.87)	
TRANSITION QUARTER									
UNDISBURSED FUNDS									
	1976 11	1454	(93,301.24)	253,000.00	- - - - -	217,067.40	32,797.05	96,436.79	
	1975		(10,707.25)	- - - - -	- - - - -	- - - - -	9,703.00	1,004.25	
	1974		(3,213.81)	- - - - -	- - - - -	- - - - -	3,213.81	- - - - -	
	PRIOR YEARS		(36.57)	- - - - -	- - - - -	- - - - -	36.57	- - - - -	
	SUBTOTAL TRANSITION QUARTER		(107,258.87)	253,000.00	- - - - -	217,067.40	45,750.43	97,441.04	
FUND EQUITIES:									
ACCOUNTS PAYABLE			-125,742.69	- - - - -	- - - - -	- - - - -	-47,962.65	-77,780.04	
UNDELIVERED ORDERS			-24,938.00	- - - - -	- - - - -	- - - - -	-5,277.00	-19,661.00	
	SUBTOTAL 11	1454	-0-	1,254,000.00	- - - - -	1,261,489.22	-7,489.22	-0-	
TOTAL, SPECIAL ASSISTANCE TO THE PRESIDENT FY 1976 . . . . .									
			- - - - -	1,001,000.00	- - - - -	1,044,421.82	- - - - -	- - - - -	
TOTAL, SPECIAL ASSISTANCE TO THE PRESIDENT T.Q.. . . . .									
			- - - - -	253,000.00	- - - - -	217,067.40	-7,489.22	- - - - -	
COUNCIL OF ECONOMIC ADVISERS									
GENERAL FUND ACCOUNTS									
SALARIES AND EXPENSES, COUNCIL OF ECONOMIC ADVISERS									
FUND RESOURCES:									
UNDISBURSED FUNDS	1976 11	1900	- - - - -	1,621,000.00	- - - - -	1,491,714.45	- - - - -	(129,285.55)	
	1975		83,256.24	- - - - -	- - - - -	78,291.28	- - - - -	(4,964.96)	
	1974		1,000.00	- - - - -	- - - - -	718.00	- - - - -	(282.00)	
	SUBTOTAL FY 1976		84,256.24	1,621,000.00	- - - - -	1,570,723.73	- - - - -	(134,532.51)	
TRANSITION QUARTER									
UNDISBURSED FUNDS									
	1976 11	1900	(129,285.55)	400,000.00	- - - - -	323,471.08	63,455.06	142,359.41	
	1975		(4,964.96)	- - - - -	- - - - -	-78.59	- - - - -	5,043.55	
	1974		(282.00)	- - - - -	- - - - -	- - - - -	- - - - -	- - - - -	
	PRIOR YEARS		- - - - -	- - - - -	-282.00	- - - - -	- - - - -	- - - - -	
	SUBTOTAL TRANSITION QUARTER		(134,532.51)	400,000.00	282.00	323,392.49	282.00	147,402.96	
ACCOUNTS RECEIVABLE			352.00	- - - - -	- - - - -	- - - - -	63,737.06	142.65	
FUND EQUITIES:									
ACCOUNTS PAYABLE			-63,448.16	- - - - -	- - - - -	- - - - -	62,911.29	-126,359.45	
UNDELIVERED ORDERS			-21,160.08	- - - - -	- - - - -	- - - - -	26.08	-21,186.16	
	SUBTOTAL 11	1900	-0-	2,021,000.00	- - - - -	1,894,116.22	126,883.78	-0-	

Appropriations, Outlays, and Balances - Continued

Appropriation or Fund Account		Account symbol			Balances beginning of fiscal year <u>1</u> /	Appropriations and other obligational authority <u>2</u> /	Transfers, borrowings, and investments (net) <u>3</u> /	Outlays (net)	Balances withdrawn and other transactions <u>4</u> /	Balances end of fiscal year <u>5</u> /
Title	Period of availability	Dept. Reg.   Tr. From	Account No.	Sub. No.						
COUNCIL OF ECONOMIC ADVISERS-CONTINUED										
INTRAGOVERNMENTAL FUNDS										
CONSOLIDATED WORKING FUND, EXECUTIVE, COUNCIL OF ECONOMIC ADVISERS										
FUND RESOURCES:										
UNDISBURSED FUNDS	1975	11	3919		\$4,338.46	- - - - -	- - - - -	\$4,338.46	- - - - -	- - - - -
					4,338.46	- - - - -	- - - - -	4,338.46	- - - - -	- - - - -
	SUBTOTAL FY 1976									
FUND EQUITIES:										
ACCOUNTS PAYABLE					-4,338.46	- - - - -	- - - - -	-4,338.46	- \$4,338.46	- - - - -
					-0-	- - - - -	- - - - -	4,338.46	-4,338.46	-0-
	SUBTOTAL 11		3919							
TOTAL, COUNCIL OF ECONOMIC ADVISERS FY 1976 . . . . .					- - - - -	\$1,621,000.00	- - - - -	1,575,062.19	- - - - -	- - - - -
TOTAL, COUNCIL OF ECONOMIC ADVISERS T.O. . . . .					- - - - -	400,000.00	- - - - -	323,392.49	122,545.32	- - - - -
COUNCIL ON ENVIRONMENTAL QUALITY AND OFFICE OF ENVIRONMENTAL QUALITY										
GENERAL FUND ACCOUNTS										
COUNCIL ON ENVIRONMENTAL QUALITY AND OFFICE OF ENVIRONMENTAL QUALITY, EXECUTIVE										
FUND RESOURCES:										
UNDISBURSED FUNDS	1976	11	1453		- - - - -	3,236,000.00	- - - - -	2,590,430.01	- - - - -	(\$645,569.99)
	1975				481,994.20	- - - - -	- - - - -	399,901.42	- - - - -	(82,092.78)
	1974				18,032.89	- - - - -	- - - - -	-306.05	- - - - -	(18,338.94)
	PRIOR YEARS				9,529.23	- - - - -	- - - - -	940.68	- - - - -	(8,588.55)
	SUBTOTAL FY 1976				509,556.32	3,236,000.00	- - - - -	2,990,966.06	- - - - -	(754,590.26)
TRANSITION QUARTER										
UNDISBURSED FUNDS	1976	11	1453		(645,569.99)	822,000.00	- - - - -	1,093,113.11	43,899.11	330,557.77
	1975				(82,092.78)	- - - - -	- - - - -	7,984.41	46,808.54	27,259.83
	1974				(18,338.94)	- - - - -	- - - - -	- - - - -	- - - - -	- - - - -
	PRIOR YEARS				(8,588.55)	- - - - -	- - - - -	- \$18,338.94	- - - - -	- - - - -
	SUBTOTAL TRANSITION QUARTER				(754,590.26)	822,000.00	- - - - -	1,101,097.52	117,635.14	357,857.60
ACCOUNTS RECEIVABLE					1,010.55	- - - - -	- - - - -	-4,538.10	-4,538.10	5,548.65
FUND EQUITIES:										
UNOBLIGATED BALANCE					- - - - -	- - - - -	- - - - -	- - - - -	135.70	6-135.70
ACCOUNTS PAYABLE					-188,782.27	- - - - -	- - - - -	- - - - -	-44,047.40	-144,734.87
UNDELIVERED ORDERS					-321,784.60	- - - - -	- - - - -	- - - - -	-103,248.92	-218,535.68
	SUBTOTAL 11		1453		-0-	4,058,000.00	- - - - -	4,092,063.58	-34,063.58	-0-
INTRAGOVERNMENTAL FUNDS										
CONSOLIDATED WORKING FUND, EXECUTIVE, COUNCIL ON ENVIRONMENTAL QUALITY AND OFFICE OF ENVIRONMENTAL QUALITY, JOINT CONTRACT ADMINISTRATION										
FUND RESOURCES:										
UNDISBURSED FUNDS	1976	11	3953		- - - - -	- - - - -	- - - - -	-54,539.52	- - - - -	(54,539.52)
	1975				265,684.68	- - - - -	- - - - -	-18,696.56	- - - - -	(284,381.24)
	1974				234,936.82	- - - - -	- - - - -	262,254.80	- - - - -	(27,318.01)
	PRIOR YEARS				27,721.00	- - - - -	- - - - -	1,089.48	- - - - -	(26,631.52)
	SUBTOTAL FY 1976				528,342.50	- - - - -	- - - - -	190,108.23	- - - - -	(338,234.27)
TRANSITION QUARTER										
UNDISBURSED FUNDS	1976	11	3953		(54,539.52)	- - - - -	- - - - -	-696,657.79	56,897.36	694,299.95
	1975				(284,381.24)	- - - - -	- - - - -	-61,486.98	11,633.96	334,234.26
	1974				(-27,318.01)	- - - - -	- - - - -	-6,852.05	-20,465.96	- - - - -
	PRIOR YEARS				(26,631.52)	- - - - -	- - - - -	-6,279.45	- - - - -	32,910.97
	SUBTOTAL TRANSITION QUARTER				(338,234.27)	- - - - -	- - - - -	-764,996.82	41,785.91	1,061,445.18

ACCOUNTS RECEIVABLE			971,086.00	-	-	-	501,228.00	469,858.00
FUND EQUITIES:								
ACCOUNTS PAYABLE			-	-	-	-	74,860.71	-74,860.71
UNDELIVERED ORDERS			-	-	-	-	-42,986.03	-1,456,442.47
	SUBTOTAL 11	3953	1,499,428.50	-	-	-574,888.59	574,888.59	-0-
TOTAL, COUNCIL ON ENVIRONMENTAL QUALITY AND OFFICE OF ENVIRONMENTAL QUALITY FY 1976 . . . . .				3,236,000.00	-	-	3,181,074.29	-
TOTAL, COUNCIL ON ENVIRONMENTAL QUALITY AND OFFICE OF ENVIRONMENTAL QUALITY T.Q. . . . .				822,000.00	-	-	336,100.70	540,825.01
COUNCIL ON INTERNATIONAL ECONOMIC POLICY								
GENERAL FUND ACCOUNTS								
SALARIES AND EXPENSES, COUNCIL ON INTERNATIONAL ECONOMIC POLICY								
FUND RESOURCES:								
UNDISBURSED FUNDS	1976 11	1456	-	1,650,000.00	-	-	1,353,207.48	(296,792.52)
	1975		251,338.59	-	-	-	260,064.35	(-8,725.76)
	1974		23,943.87	-	-	-	722.90	(23,220.97)
	PRIOR YEARS		7,936.10	-	-	-	-	(7,936.10)
	SUBTOTAL FY 1976		283,218.56	1,650,000.00	-	-	1,613,994.73	(319,223.83)
TRANSITION QUARTER UNDISBURSED FUNDS								
	1976 11	1456	(256,792.52)	412,000.00	-	-	245,508.99	262,346.81
	1975		(-8,725.76)	-	-	-	146.53	440.00
	1974		(23,220.97)	-	-	-23,220.97	-	-
	PRIOR YEARS		(7,936.10)	-	-	23,220.97	-	-
	SUBTOTAL TRANSITION QUARTER		(319,223.83)	412,000.00	-	-	245,655.52	262,986.81
ACCOUNTS RECEIVABLE			850.00	-	-	-	222,581.50	6,047.37
FUND EQUITIES:								
ACCOUNTS PAYABLE			-77,457.92	-	-	-	-18,692.15	-58,765.77
UNDELIVERED ORDERS			-206,610.64	-	-	-	3,657.77	-210,268.41
	SUBTOTAL 11	1456	-0-	2,062,000.00	-	-	1,859,650.25	202,349.75
TOTAL, COUNCIL ON INTERNATIONAL ECONOMIC POLICY FY 1976 . . . . .				1,650,000.00	-	-	1,613,994.73	-
TOTAL, COUNCIL ON INTERNATIONAL ECONOMIC POLICY T.Q. . . . .				412,000.00	-	-	245,655.52	202,349.75
COUNCIL ON WAGE AND PRICE STABILITY								
GENERAL FUND ACCOUNTS								
SALARIES AND EXPENSES, COUNCIL ON WAGE AND PRICE STABILITY								
FUND RESOURCES:								
UNDISBURSED FUNDS	1976 11	1600	-	1,589,000.00	-	-	1,343,122.83	(245,877.17)
	1975		256,377.93	-	-	-	120,524.64	(135,853.29)
	SUBTOTAL FY 1976		256,377.93	1,589,000.00	-	-	1,463,647.47	(381,730.46)
TRANSITION QUARTER UNDISBURSED FUNDS								
	1976 11	1600	(245,877.17)	418,000.00	-	-	555,777.12	95,708.84
	1975		(135,853.29)	-	-	-	10,067.69	144,029.70
	PRIOR YEARS		(381,730.46)	418,000.00	-	-	565,844.81	239,738.54
	SUBTOTAL TRANSITION QUARTER						-6,535.23	6,535.23
ACCOUNTS RECEIVABLE			-	-	-	-	-	-
FUND EQUITIES:								
ACCOUNTS PAYABLE			-29,766.52	-	-	-	46,342.32	-76,108.84
UNDELIVERED ORDERS			-226,611.41	-	-	-	-56,446.48	-170,164.93
	SUBTOTAL 11	1600	-0-	2,007,000.00	-	-	2,029,492.28	-22,492.28
TOTAL, COUNCIL ON WAGE AND PRICE STABILITY FY 1976 . . . . .				1,589,000.00	-	-	1,463,647.47	-
TOTAL, COUNCIL ON WAGE AND PRICE STABILITY T.Q. . . . .				418,000.00	-	-	565,844.81	-22,492.28



Appropriations, Outlays, and Balances - Continued

Appropriation or Fund Account		Account symbol			Balances beginning of fiscal year 1/	Appropriations and other obligational authority 2/	Transfers, borrowings, and investments (net) 3/	Outlays (net)	Balances withdrawn and other transactions 4/	Balances end of fiscal year 5/
Title	Period of availability	Dept. Reg.	Account No.	Sub. No.						
OFFICE OF DRUG ABUSE POLICY										
GENERAL FUND ACCOUNTS										
SALARIES AND EXPENSES, OFFICE OF DRUG ABUSE POLICY, EXECUTIVE FUND RESOURCES:										
UNDISBURSED FUNDS	1976	11	1451		---	\$250,000.00	---	---	---	(\$250,000.00)
					---	250,000.00	---	---	---	(250,000.00)
SUBTOTAL FY 1976										
TRANSITION QUARTER UNDISBURSED FUNDS	1976	11	1451		(\$250,000.00)	---	---	---	\$250,000.00	---
					(250,000.00)	---	---	---	250,000.00	---
SUBTOTAL TRANSITION QUARTER										
					-0-	250,000.00	---	---	250,000.00	-0-
SUBTOTAL 11 1451										
TOTAL, OFFICE OF DRUG ABUSE POLICY FY 1976 . . . . .										
					---	250,000.00	---	---	---	---
TOTAL, OFFICE OF DRUG ABUSE POLICY T.Q. . . . .										
					---	---	---	---	250,000.00	---
DOMESTIC COUNCIL										
GENERAL FUND ACCOUNTS										
SALARIES AND EXPENSES, DOMESTIC COUNCIL IN THE EXECUTIVE OFFICE OF THE PRESIDENT FUND RESOURCES:										
UNDISBURSED FUNDS	1976	11	2200		---	1,646,000.00	---	\$1,458,960.76	---	(187,039.24)
	1975				81,928.76	---	---	80,406.33	---	(1,522.43)
	1974				6,054.96	---	---	2,475.87	---	(3,579.09)
SUBTOTAL FY 1976										
					87,983.72	1,646,000.00	---	1,541,842.96	---	(192,140.76)
TRANSITION QUARTER UNDISBURSED FUNDS	1976	11	2200		(187,039.24)	413,000.00	---	337,124.76	120,096.62	142,817.86
	1975				(1,522.43)	---	---	198.09	1,324.34	---
	1974				(3,579.09)	---	---	189.72	---	---
SUBTOTAL TRANSITION QUARTER										
					(192,140.76)	413,000.00	---	337,512.57	124,810.33	142,817.86
ACCOUNTS RECEIVABLE					850.00	---	---	---	168.97	681.03
FUND EQUITIES:					---	---	---	---	---	---
ACCOUNTS PAYABLE					-65,950.22	---	---	---	48,948.19	-114,898.41
UNDELIVERED ORDERS					-22,883.50	---	---	---	5,716.98	-28,600.48
SUBTOTAL 11 2200										
					-0-	2,059,000.00	---	1,879,355.53	179,644.47	-0-
INTRAGOVERNMENTAL FUNDS										
CONSOLIDATED WORKING FUND, EXECUTIVE, DOMESTIC COUNCIL FUND RESOURCES:										
UNDISBURSED FUNDS	1976	11	3922		---	---	---	-34,307.09	---	(34,307.09)
SUBTOTAL FY 1976										
					---	---	---	-34,307.09	---	(34,307.09)
TRANSITION QUARTER UNDISBURSED FUNDS	1976	11	3922		(34,307.09)	---	---	-306.17	---	34,613.26
SUBTOTAL TRANSITION QUARTER										
					(34,307.09)	---	---	-306.17	---	34,613.26
FUND EQUITIES:					---	---	---	---	---	---
ACCOUNTS PAYABLE					---	---	---	---	34,613.26	-34,613.26
SUBTOTAL 11 3922										
					-0-	---	---	-34,613.26	34,613.26	-0-
TOTAL, DOMESTIC COUNCIL FY 1976 . . . . .										
					---	1,646,000.00	---	1,507,535.87	---	---
TOTAL, DOMESTIC COUNCIL T.Q. . . . .										
					---	413,000.00	---	337,206.40	214,257.73	---

NATIONAL SECURITY COUNCIL

GENERAL FUND ACCOUNTS

SALARIES AND EXPENSES, NATIONAL SECURITY COUNCIL

FUND RESOURCES:

UNDISBURSED FUNDS	1976 11	2000	- - - - -	3,052,000.00	- - - - -	2,642,899.20	- - - - -	(409,100.80)
	1975		766,726.52	- - - - -	- - - - -	543,915.47	- - - - -	(222,811.05)
	1974		10,348.61	- - - - -	- - - - -	5,368.76	- - - - -	(4,979.85)
	SUBTOTAL FY 1976		777,075.13	3,052,000.00	- - - - -	3,192,183.43	- - - - -	(636,891.70)

TRANSITION QUARTER UNDISBURSED FUNDS

	1976 11	2000	(409,100.80)	674,000.00	- - - - -	607,309.39	73,006.38	402,785.03
	1975		(222,811.05)	- - - - -	- - - - -	- - - - -	- - - - -	222,811.05
	1974		(4,979.85)	- - - - -	- - - - -	- - - - -	4,979.85	- - - - -
	SUBTOTAL TRANSITION QUARTER		(636,891.70)	674,000.00	- - - - -	607,309.39	77,986.23	625,596.08

FUND EQUITIES: ACCOUNTS PAYABLE UNDELIVERED ORDERS

			-513,889.52	- - - - -	- - - - -	- - - - -	-113,274.44	-400,615.08
			-263,185.61	- - - - -	- - - - -	- - - - -	-38,204.61	-224,981.00
	SUBTOTAL 11	2000	-0-	3,726,000.00	- - - - -	3,799,492.82	-73,492.82	-0-

TOTAL, NATIONAL SECURITY COUNCIL FY 1976

- - - - -	3,052,000.00	- - - - -	3,192,183.43	- - - - -	- - - - -
-----------	--------------	-----------	--------------	-----------	-----------

TOTAL, NATIONAL SECURITY COUNCIL T.O.

- - - - -	674,000.00	- - - - -	607,309.39	-73,492.82	- - - - -
-----------	------------	-----------	------------	------------	-----------

OFFICE OF MANAGEMENT AND BUDGET

GENERAL FUND ACCOUNTS

SALARIES AND EXPENSES, OFFICE OF MANAGEMENT AND BUDGET

FUND RESOURCES:

UNDISBURSED FUNDS	1976 11	0300	- - - - -	24,250,000.00	- - - - -	21,573,830.35	- - - - -	(2,676,169.65)
	1975		1,434,234.13	- - - - -	- - - - -	1,340,848.95	- - - - -	(93,385.18)
	1974		34,753.15	- - - - -	- - - - -	-4,414.87	- - - - -	(39,168.02)
	PRIOR YEARS		6,900.00	- - - - -	- - - - -	3,546.77	- - - - -	(3,353.23)
	SUBTOTAL FY 1976		1,475,887.28	24,250,000.00	- - - - -	22,913,811.20	- - - - -	(2,812,076.08)

TRANSITION QUARTER UNDISBURSED FUNDS

	1976 11	0300	(2,676,169.65)	6,057,500.00	- - - - -	5,200,995.34	1,450,807.96	2,081,866.35
	1975		(93,385.18)	- - - - -	- - - - -	-1,242.95	78,222.35	16,405.78
	1974		(39,168.02)	- - - - -	-39,176.02	-8.00	- - - - -	- - - - -
	PRIOR YEARS		(3,353.23)	- - - - -	39,176.02	25.00	42,504.25	- - - - -
	SUBTOTAL TRANSITION QUARTER		(2,812,076.08)	6,057,500.00	- - - - -	5,199,769.39	1,571,534.56	2,098,272.13

FUND EQUITIES: ACCOUNTS RECEIVABLE

ACCOUNTS PAYABLE			-868,417.09	- - - - -	- - - - -	- - - - -	821,686.82	-1,690,103.91
UNDELIVERED ORDERS			-713,100.60	- - - - -	- - - - -	- - - - -	-258,181.75	-454,918.85
	SUBTOTAL 11	0300	-0-	30,307,500.00	- - - - -	28,113,580.59	2,193,919.41	-0-

SALARIES AND EXPENSES, OFFICE OF FEDERAL PROCUREMENT POLICY, OFFICE OF MANAGEMENT AND BUDGET

FUND RESOURCES:

UNDISBURSED FUNDS	1976 11	0201	- - - - -	754,000.00	- - - - -	654,149.20	- - - - -	(99,850.80)
	1975		23,911.79	- - - - -	- - - - -	23,387.55	- - - - -	(524.24)
	SUBTOTAL FY 1976		23,911.79	754,000.00	- - - - -	677,536.75	- - - - -	(100,375.04)

TRANSITION QUARTER UNDISBURSED FUNDS

	1976 11	0201	(99,850.80)	191,500.00	- - - - -	172,903.39	74,383.65	44,063.76
	1975		(524.24)	- - - - -	- - - - -	-9.20	- - - - -	533.44
	SUBTOTAL TRANSITION QUARTER		(100,375.04)	191,500.00	- - - - -	172,894.19	74,383.65	44,597.20

FUND EQUITIES: ACCOUNTS PAYABLE UNDELIVERED ORDERS

			-15,541.79	- - - - -	- - - - -	- - - - -	29,055.41	-44,597.20
			-8,370.00	- - - - -	- - - - -	- - - - -	-8,370.00	- - - - -
	SUBTOTAL 11	0201	-0-	945,500.00	- - - - -	850,430.94	95,069.06	-0-

Appropriations, Outlays, and Balances - Continued

Appropriation or Fund Account		Account symbol			Balances beginning of fiscal year <sup>1/</sup>	Appropriations and other obligational authority <sup>2/</sup>	Transfers, borrowings, and investments (net) <sup>3/</sup>	Outlays (net)	Balances withdrawn and other transactions <sup>4/</sup>	Balances end of fiscal year <sup>5/</sup>
Title	Period of availability	Dept. Reg.	Account No.	Sub. No.						
OFFICE OF MANAGEMENT AND BUDGET-CONTINUED										
INTRAGOVERNMENTAL FUNDS										
CONSOLIDATED WORKING FUND, EXECUTIVE, OFFICE OF MANAGEMENT AND BUDGET										
FUND RESOURCES:										
UNDISBURSED FUNDS	1975 11		3903		\$14,035.62	-	-	-	-	(14,035.62)
	SUBTOTAL FY 1976				14,035.62	-	-	-	-	(14,035.62)
TRANSITION QUARTER										
UNDISBURSED FUNDS	1975 11		3903		(14,035.62)	-	-	-	\$14,035.62	-
	SUBTOTAL TRANSITION QUARTER				(14,035.62)	-	-	-	14,035.62	-
FUND EQUITIES:										
ACCOUNTS PAYABLE					-14,035.62	-	-	-	-14,035.62	-0-
	SUBTOTAL 11		3903		-0-	-	-	-	-	-0-
DEDUCTIONS FOR OFFSETTING RECEIPTS <sup>7</sup>										
PROPRIETARY RECEIPTS FROM THE PUBLIC						\$36.57		\$36.57		
TOTAL, OFFICE OF MANAGEMENT AND BUDGET FY 1976 . . . . .						25,004,036.57		23,591,384.52		
TOTAL, OFFICE OF MANAGEMENT AND BUDGET T.Q. . . . .						6,249,000.00		5,372,663.58	2,288,988.47	
OFFICE OF SCIENCE AND TECHNOLOGY POLICY										
GENERAL FUND ACCOUNTS										
SALARIES AND EXPENSES, OFFICE OF SCIENCE AND TECHNOLOGY POLICY										
FUND RESOURCES:										
UNDISBURSED FUNDS	1976 11		2600		-	500,000.00	-	-	-	(500,000.00)
	SUBTOTAL FY 1976				-	500,000.00	-	-	-	(500,000.00)
TRANSITION QUARTER										
UNDISBURSED FUNDS	1976 11		2600		(500,000.00)	500,000.00	-	2,552.77	91,719.04	905,728.19
	SUBTOTAL TRANSITION QUARTER				(500,000.00)	500,000.00	-	2,552.77	91,719.04	905,728.19
FUND EQUITIES:										
ACCOUNTS PAYABLE					-	-	-	-	4,195.17	-4,195.17
UNDELIVERED ORDERS					-	-	-	-	901,533.02	-901,533.02
	SUBTOTAL 11		2600		-0-	1,000,000.00	-	2,552.77	997,447.23	-0-
TOTAL, OFFICE OF SCIENCE AND TECHNOLOGY POLICY FY 1976 . . . . .						500,000.00				
TOTAL, OFFICE OF SCIENCE AND TECHNOLOGY POLICY T.Q. . . . .						500,000.00		2,552.77	997,447.23	
OFFICE OF THE SPECIAL REPRESENTATIVE FOR TRADE NEGOTIATIONS										
GENERAL FUND ACCOUNTS										
SALARIES AND EXPENSES, OFFICE OF THE SPECIAL REPRESENTATIVE FOR TRADE NEGOTIATIONS, EXECUTIVE										
FUND RESOURCES:										
UNDISBURSED FUNDS	1976 11		0400		-	2,020,000.00	-	1,669,360.10	-	(350,639.90)
	1975				468,003.29	-	-	347,398.70	-	(120,604.59)
	1974				9,398.78	-	-	574.00	-	(8,824.78)
	PRIOR YEARS				300.00	-	-	251.10	-	(48.90)
	SUBTOTAL FY 1976				477,702.07	2,020,000.00	-	2,017,583.90	-	(480,118.17)

TRANSITION QUARTER									
UNDISBURSED FUNDS			1976 11 0400	( 350,639.90)	509,000.00		500,523.80	101,665.53	257,450.57
			1975	(120,604.59)			-300.00	19,617.55	101,287.04
			1974	(8,824.78)				3,905.24	
PRIOR YEARS				(48.90)			-105.31	154.21	4,919.54
SUBTOTAL TRANSITION QUARTER				(480,118.17)	509,000.00		500,118.49	125,342.53	363,657.15
ACCOUNTS RECEIVABLE				7,566.82				5,376.55	2,190.27
FUND EQUITIES:									
ACCOUNTS PAYABLE				-169,898.02				18,051.74	-187,949.76
UNDELIVERED ORDERS				-315,370.87				-137,473.21	-177,897.66
SUBTOTAL 11 0400				-0-	2,529,000.00		2,517,702.39	11,297.61	-0-
TOTAL, OFFICE OF THE SPECIAL REPRESENTATIVE FOR TRADE NEGOTIATIONS FY 1976 . . . . .					2,020,000.00		2,017,583.90		
TOTAL, OFFICE OF THE SPECIAL REPRESENTATIVE FOR TRADE NEGOTIATIONS T.Q. . . . .					509,000.00		500,118.49	11,297.61	
OFFICE OF TELECOMMUNICATIONS POLICY									
GENERAL FUND ACCOUNTS									
SALARIES AND EXPENSES, OFFICE OF TELECOMMUNICATIONS POLICY									
FUND RESOURCES:									
UNDISBURSED FUNDS			NO YEAR 11 0601	404,215.26			124,778.11		(279,437.15)
			1976		8,500,000.00		8,188,593.59		(311,406.41)
			1975	894,428.98			688,464.10		(205,964.88)
			1974	23,950.41			7,465.62		(16,484.79)
PRIOR YEARS				20,080.00					(20,080.00)
SUBTOTAL FY 1976				1,342,674.65	8,500,000.00		9,009,301.42		(833,373.23)
TRANSITION QUARTER			NO YEAR 11 0601	(279,437.15)			95,574.51		183,862.64
UNDISBURSED FUNDS			1976	(311,406.41)	2,100,000.00		2,016,851.51	4,346.06	390,208.84
			1975	(205,964.88)			15,619.94	-1,536.96	191,881.90
			1974	(16,484.79)			5,160.00	11,324.79	
PRIOR YEARS				(20,080.00)			2,572.76	17,507.24	
SUBTOTAL TRANSITION QUARTER				(833,373.23)	2,100,000.00		2,135,778.72	31,641.13	765,953.38
ACCOUNTS RECEIVABLE								-15,180.83	15,180.83
UNFILLED CUSTOMER ORDERS				2,116.82				2,116.82	
FUND EQUITIES:									
UNOBLIGATED BALANCE				-298,190.92				-298,190.92	
ACCOUNTS PAYABLE				-88,589.02				117,249.11	-205,838.13
UNDELIVERED ORDERS				-958,011.53				-382,715.45	-575,296.08
SUBTOTAL 11 0601				-0-	10,600,000.00		11,145,080.14	-545,080.14	-0-
TOTAL, OFFICE OF TELECOMMUNICATIONS POLICY FY 1976 . . . . .					8,500,000.00		9,009,301.42		
TOTAL, OFFICE OF TELECOMMUNICATIONS POLICY T.Q. . . . .					2,100,000.00		2,135,778.72	-545,080.14	
SPECIAL ACTION OFFICE FOR DRUG ABUSE PREVENTION									
GENERAL FUND ACCOUNTS									
SALARIES AND EXPENSES, SPECIAL ACTION OFFICE FOR DRUG ABUSE PREVENTION									
FUND RESOURCES:									
UNDISBURSED FUNDS			NO YEAR 11 1455	427,500.91			13,659.86		(413,841.05)
			1975	296,352.15			186,073.14		(110,279.01)
			1974	75,652.08			2,990.59		(72,661.49)
TRANSFER TO:			1975 19 11 1455	7,000.00			7,000.00		
STATE									
HEALTH, EDUCATION, AND WELFARE, HEALTH SERVICES ADMINISTRATION			NO YEAR 75 11 1455 3	-31,626.74			-22,634.89		(-8,991.85)
			1974	328,003.12			3,441.84		
HEALTH, EDUCATION, AND WELFARE, ALCOHOL, DRUG ABUSE, AND MENTAL HEALTH ADMINISTRATION			1975 75 11 1455 13	496,413.52			366,878.18		(129,535.34)
			1974	312,784.68			588,075.66		(49,270.30)
SUBTOTAL FY 1976				1,912,079.72			1,145,484.38		(766,595.34)

Appropriations, Outlays, and Balances - Continued

Appropriation or Fund Account		Account symbol			Balances beginning of fiscal year 1/	Appropriations and other obligational authority 2/	Transfers, borrowings, and investments (net) 2/	Outlays (net)	Balances withdrawn and other transactions 4/	Balances end of fiscal year 5/
Title	Period of availability	Dept. Reg.	Account No.	Sub. No.						
SPECIAL ACTION OFFICE FOR DRUG ABUSE PREVENTION-CONTINUED										
GENERAL FUND ACCOUNTS-CONTINUED										
SALARIES AND EXPENSES, SPECIAL ACTION OFFICE FOR DRUG ABUSE PREVENTION-CONTINUED										
FUND RESOURCES -CONTINUED										
TRANSITION QUARTER UNDISBURSED FUNDS	NO YEAR	11	1455		(\$413,841.05)	-	-	-	\$413,841.05	
	1975				(110,279.01)	-	-	-	1,555.09	
	1974				(72,661.49)	-	-	-	63,670.99	
	PRIOR YEARS				-	-	-	-	8,990.50	
TRANSFER TO:										
HEALTH, EDUCATION, AND WELFARE, HEALTH SERVICES ADMINISTRATION	NO YEAR	75	11	1455	3	(-8,991.85)	-	-	-	20,808.26
HEALTH, EDUCATION, AND WELFARE, ALCOHOL, DRUG ABUSE, AND MENTAL HEALTH ADMINISTRATION	1975	75	11	1455	13	(129,535.34)	-	-	28,496.26	101,039.08
	1974					(49,270.30)	-	-	-307.26	.45
	PRIOR YEARS					-	-	-	49,577.11	49,577.11
SUBTOTAL TRANSITION QUARTER						(766,595.34)	-	-	-2,357.30	173,141.55
ACCOUNTS RECEIVABLE						40,779.87	-	-	38,069.19	595,811.09
FUND EQUITIES:							-	-		2,710.68
UNOBLIGATED BALANCE						-306,258.90	-	-		52,496.54
ACCOUNTS PAYABLE						-68,406.34	-	-		-61,828.57
UNDELIVERED ORDERS						-1,578,194.35	-	-		-1,345,005.79
SUBTOTAL 11	1455					-0-	-	-	1,143,127.08	-1,143,127.08
PHARMACOLOGICAL RESEARCH, SPECIAL ACTION OFFICE FOR DRUG ABUSE PREVENTION										
FUND RESOURCES:										
UNDISBURSED FUNDS	1975	11	2455			-	-	-	-	-
TRANSFER TO:										
HEALTH, EDUCATION, AND WELFARE, HEALTH SERVICES ADMINISTRATION	PRIOR YEARS	75	11	2455	3	1,866,284.03	-	-	-1,261,229.38	605,054.65
HEALTH, EDUCATION, AND WELFARE, ALCOHOL, DRUG ABUSE, AND MENTAL HEALTH ADMINISTRATION	1975	75	11	2455	13	1,007,837.00	-	-	911,653.17	(96,183.83)
	1974					4,482,831.81	-	-	2,801,962.38	(1,680,869.43)
	PRIOR YEARS					237,548.31	-	-	591,091.49	(907,686.20)
SUBTOTAL FY 1976						7,594,501.15	-	-	4,909,761.69	(2,684,739.46)
TRANSITION QUARTER UNDISBURSED FUNDS	1975	11	2455			-	-	-	-55.08	55.08
TRANSFER TO:										
HEALTH, EDUCATION, AND WELFARE, ALCOHOL, DRUG ABUSE, AND MENTAL HEALTH ADMINISTRATION	1975	75	11	2455	13	(96,183.83)	-	-	76,605.41	-127,600.00
	1974					(1,680,869.43)	-	-	928,868.82	752,000.61
	PRIOR YEARS					(907,686.20)	-	-	-75,528.27	28.21
SUBTOTAL TRANSITION QUARTER						(2,684,739.46)	-	-	753,022.67	-127,571.79
ACCOUNTS RECEIVABLE						-	-	-	-28,647.62	28,647.62
FUND EQUITIES:							-	-		
ACCOUNTS PAYABLE						-5,504,988.90	-	-		-5,476,286.20
UNDELIVERED ORDERS						-2,089,512.25	-	-		-30,278.75
SUBTOTAL 11	2455					-0-	-	-	5,662,784.36	-5,662,784.36
SPECIAL FUND FOR DRUG ABUSE, SPECIAL ACTION OFFICE FOR DRUG ABUSE PREVENTION										
FUND RESOURCES:										
UNDISBURSED FUNDS	1975	11	3455			377.38	-	-	19,795.48	(-19,418.10)
	1974					5,306.87	-	-	11,261.55	(-5,954.68)
	PRIOR YEARS					19,508.59	-	-	2,482.91	(17,025.68)
TRANSFER TO:										
JUSTICE, LAW ENFORCEMENT ASSISTANCE ADMINISTRATION	1975	15	11	3455	4	225,000.00	-	-	122,918.65	(102,081.35)
	1974					888,167.10	-	-		(888,167.10)
JUSTICE, BUREAU OF PRISONS	1974	15	11	3455	10	12,500.00	-	-	12,500.00	-
JUSTICE, NARCOTICS AND DANGEROUS DRUGS	1974	15	11	3455	11	165,170.94	-	-	41,781.54	(123,389.40)
	PRIOR YEARS					54,099.79	-	-		(54,099.79)
LABOR, MANPOWER ADMINISTRATION	1975	16	11	3455		2,000,000.00	-	-	2,000,000.00	-

STATE	1974	19	11	3455		14,535.00						(14,535.00)
ARMY	1975	21	11	3455		33,611.60					6,859.51	(26,752.09)
TRANSPORTATION, NATIONAL HIGHWAY TRAFFIC SAFETY ADMINISTRATION	1974	69	11	3455	6						-5,900.00	(5,900.00)
HEALTH, EDUCATION, AND WELFARE, OFFICE OF EDUCATION	1974	75	11	3455	2	72,682.96					-32,304.56	(104,987.52)
HEALTH, EDUCATION, AND WELFARE, HEALTH SERVICES ADMINISTRATION	1974	75	11	3455	3	828,247.10					-811,537.84	
						526,869.82					-1,001,436.62	-474,566.80
HEALTH, EDUCATION, AND WELFARE, ALCOHOL, DRUG ABUSE, AND MENTAL HEALTH ADMINISTRATION	1975	75	11	3455	13	4,594,609.97					4,427,056.50	(167,553.47)
	1974					76,006.79					811,537.84	(835,226.66)
						365,936.46					1,001,436.62	(797,995.98)
DEFENSE	1974	97	11	3455		1,143.88						(1,143.88)
TRANSITION QUARTER UNDISBURSED FUNDS	1976					9,883,774.25					6,770,289.11	(3,113,485.14)
	1975	11		3455		(-19,418.10)						-19,418.10
	1974					(-5,954.68)						-7,088.01
						(17,025.68)						17,025.68
TRANSFER TO:												
JUSTICE, LAW ENFORCEMENT ASSISTANCE ADMINISTRATION	1975	15	11	3455	4	(102,081.35)					34,510.24	67,571.11
	1974					(888,167.10)					-888,167.10	888,167.10
											888,167.10	
JUSTICE, NARCOTICS AND DANGEROUS DRUGS	1974	15	11	3455	11	(123,389.40)					-68,031.00	55,358.40
						(54,099.79)					68,031.00	122,130.79
STATE	1974	19	11	3455		(14,535.00)					-14,535.00	
											14,535.00	14,535.00
ARMY	1975	21	11	3455		(26,752.09)						22,014.76
TRANSPORTATION, NATIONAL HIGHWAY TRAFFIC SAFETY ADMINISTRATION	1974	69	11	3455	6	(5,900.00)						5,900.00
HEALTH, EDUCATION, AND WELFARE, OFFICE OF EDUCATION	1974	75	11	3455	2	(104,987.52)					-104,987.52	
											104,987.52	65,776.03
HEALTH, EDUCATION AND WELFARE, ALCOHOL, DRUG ABUSE AND MENTAL HEALTH ADMINISTRATION	1975	75	11	3455	13	(167,553.47)					65,184.62	7,522.54
	1974					(835,226.66)					-1,053,624.38	15,803.95
						(797,995.98)					1,053,624.38	162,500.66
DEFENSE	1974	97	11	3455		(1,143.88)						-1,143.88
												1,143.88
ACCOUNTS RECEIVABLE						(3,113,485.14)					36,858.59	270,037.51
FUND EQUITIES:						492,996.79						-86,974.45
UNOBLIGATED BALANCE						-5,900.00						-5,900.00
ACCOUNTS PAYABLE						-3,991,232.27						-3,225,919.53
UNDELIVERED ORDERS						-6,379,638.77						-3,758,391.23
						-0-						-2,621,247.54
											6,807,147.70	-6,807,147.70
												-0-
TOTAL, SPECIAL ACTION OFFICE FOR DRUG ABUSE PREVENTIUN FY 1976 . . . . .											12,825,535.18	
TOTAL, SPECIAL ACTION OFFICE FOR DRUG ABUSE PREVENTION T.O. . . . .											787,523.96	-13,613,059.14
TOTAL, EXECUTIVE OFFICE OF THE PRESIDENT FY 1976 . . . . .						\$69,258,036.57					79,223,609.37	
TOTAL, EXECUTIVE OFFICE OF THE PRESIDENT T.O. . . . .						17,514,500.00					16,206,117.49	-8,657,190.29

### Appropriations, Outlays, and Balances

1 Amounts in parentheses represent non-add balances at the end of fiscal year 1976 and at the beginning of the transition quarter. Obligation data is shown at the beginning of fiscal year 1976 and at the end of the transition quarter only.

2 The amounts in this column, unless otherwise footnoted, represent appropriations, increases in borrowing authority or new contract authority. Appropriation accounts with appropriation transfer activity are presented in Table 1 (Appropriations and appropriation transfers) at the end of the chapter. For further detail on appropri-

ations, increases in borrowing authority and new contract authority; see Tables 1, 3 and 7 respectively in Part Four - Information Tables.

3 For detail of transfer activity by account see Table 2 (Transfers - Other than Appropriation Transfers) at end of chapter. Amounts not appearing in Table 2, unless otherwise footnoted, represent transfers of obligated balances from lapsed appropriations to merged prior-year accounts pursuant to 31 U.S.C. 701, borrowings (net) or investments (net).

4 The amounts in this column, unless otherwise footnoted, represent unobligated balances withdrawn or restored pursuant to 31 U.S.C. 701 and changes in unfilled customer orders, accounts receivable, accounts payable, undelivered orders and unobligated balances.

5 Unobligated balance represents no-year or unexpired multiple-year account unless otherwise footnoted.

6 Unobligated - unavailable.

7 For detail by account see Table C - "Receipts by Organizational Unit."

**TABLE 1 - APPROPRIATIONS AND APPROPRIATION TRANSFERS**

Account Symbol	Net Appropriations and Appropriation Transfers	Appropriation Amount	Net Appropriation Transfers	Detail of Appropriation Transfers		
				Accounts Involved	Amount From, Or To (-)	Citation of Law
1161453	\$3,236,000.00	\$2,736,000.00	\$500,000.00	89X0100 4760500	\$500,000.00	88 STAT. 1894
1160300	24,250,000.00	23,750,000.00	500,000.00			
TOTAL (FY)	<u>\$27,486,000.00</u>	<u>\$26,486,000.00</u>	<u>\$1,000,000.00</u>		<u>500,000.00</u>	89 STAT. 841
					<u>\$1,000,000.00</u>	
1161453	\$822,000.00	\$697,000.00	\$125,000.00	89X0100 4760500	\$125,000.00	88 STAT. 1894
1160300	6,057,500.00	5,937,500.00	120,000.00			
TOTAL (TQ)	<u>\$6,879,500.00</u>	<u>\$6,634,500.00</u>	<u>\$245,000.00</u>		<u>120,000.00</u>	89 STAT. 1035
					<u>\$245,000.00</u>	89 STAT. 841

\* Appropriations to accounts which did not have appropriation transfer activity during the fiscal year and transition quarter are not included in this table.

TABLE 2 - TRANSFERS (OTHER THAN APPROPRIATION TRANSFERS - TABLE 1 )

Account Symbol	Net Transfers	Details of Transfers		
		Accounts Involved	Amount From Or To (-)	Citation of Law
75-1141455(03)	-\$324,561.28	75-1141455(13)	-\$324,561.28	88 STAT. 1651
75-1141455(13)	324,561.28	75-1141455(03)	324,561.28	88 STAT. 1651
75-11M2455(03)	-1,261,229.38	75-11M2455(13)	-1,261,229.38	88 STAT. 1651
75-11M2455(13)	1,261,229.38	75-11M2455(03)	1,261,229.38	88 STAT. 1651
75-1143455(03)	-811,537.84	75-1143455(13)	-811,537.84	88 STAT. 1651

Account Symbol	Net Transfers	Details of Transfers		
		Accounts Involved	Amount From Or To (-)	Citation of Law
75-11M3455(03)	-\$1,001,436.62	75-11M3455(13)	-\$1,001,436.62	88 STAT. 1651
75-1143455(13)	811,537.84	75-1143455(03)	811,537.84	88 STAT. 1651
75-11M3455(13)	1,001,436.62	75-11M3455(03)	1,001,436.62	88 STAT. 1651
TOTAL (FY)	<u>\$0</u>		<u>\$0</u>	



Appropriations, Outlays, and Balances - Continued

Appropriation or Fund Account		Account symbol			Balances beginning of fiscal year 1/	Appropriations and other obligation authority 2/	Transfers, borrowings, and investments (net) 3/	Outlays (net)	Balances withdrawn and other transactions 4/	Balances end of fiscal year 5/
Title	Period of availability	Dept. No.	Account No.	Sub. No.						
FUNDS APPROPRIATED TO THE PRESIDENT										
APPALACHIAN REGIONAL DEVELOPMENT PROGRAMS										
GENERAL FUND ACCOUNTS										
APPALACHIAN REGIONAL DEVELOPMENT PROGRAMS, EXECUTIVE										
FUND RESOURCES:										
UNDISBURSED FUNDS	NO YEAR 11		0090		\$18,558,086.95	\$288,200,000.00	-\$279,640,953.17	\$10,637,008.56	- - - - -	(\$16,480,125.22)
TRANSFER TO:										
AGRICULTURE	NO YEAR 12 11		0090		27,431,712.16	- - - - -	12,724,514.00	8,416,636.77	- - - - -	(31,739,589.39)
COMMODITY CREDIT CORPORATION	NO YEAR 12 11		0090	36	1,905,826.95	- - - - -	- - - - -	117,120.75	- - - - -	(1,788,706.20)
COMMERCE, ECONOMIC DEVELOPMENT ADMINISTRATION	NO YEAR 13 11		0090	20	250,000.00	- - - - -	3,100,000.00	206,570.00	- - - - -	(3,143,430.00)
INTERIOR, OUTDOOR RECREATION	NO YEAR 14 11		0090	7	3,561,881.70	- - - - -	3,000,000.00	1,702,020.52	- - - - -	(4,859,861.18)
INTERIOR, MINES	NO YEAR 14 11		0090	9	19,220,462.24	- - - - -	2,000,000.00	3,657,310.11	- - - - -	(17,563,152.13)
JUSTICE	NO YEAR 15 11		0090		- - - - -	- - - - -	640,000.00	- - - - -	- - - - -	(640,000.00)
DEFENSE CIVIL PREPAREDNESS AGENCY	NO YEAR 43 11		0090		- - - - -	- - - - -	37,960.00	- - - - -	- - - - -	(37,960.00)
NATIONAL SCIENCE FOUNDATION	NO YEAR 49 11		0090		15,240.00	- - - - -	- - - - -	- - - - -	- - - - -	(15,240.00)
ENVIRONMENTAL PROTECTION AGENCY	NO YEAR 68 11		0090		12,739,435.27	- - - - -	6,120,000.00	3,108,616.00	- - - - -	(15,750,819.27)
TRANSPORTATION, FEDERAL HIGHWAY ADMINISTRATION	NO YEAR 69 11		0090	5	372,774,743.91	- - - - -	160,200,000.00	187,450,755.50	- - - - -	(345,523,988.41)
TRANSPORTATION, NATIONAL HIGHWAY TRAFFIC SAFETY ADMINISTRATION	NO YEAR 69 11		0090	6	7,771.21	- - - - -	- - - - -	4,265.52	- - - - -	(3,505.69)
TRANSPORTATION, URBAN MASS TRANSPORTATION ADMINISTRATION	NO YEAR 69 11		0090	8	120,513.00	- - - - -	- - - - -	95,343.00	- - - - -	(25,170.00)
TRANSPORTATION, FEDERAL AVIATION ADMINISTRATION	NO YEAR 69 11		0090	13	5,335,956.71	- - - - -	-688,032.99	2,018,092.69	- - - - -	(2,629,831.03)
HEALTH, EDUCATION, AND WELFARE, ASSISTANT SECRETARY FOR HUMAN DEVELOPMENT	NO YEAR 75 11		0090	1	27,487,249.80	- - - - -	20,087,541.59	19,013,826.27	- - - - -	(28,560,965.12)
HEALTH, EDUCATION, AND WELFARE, OFFICE OF EDUCATION	NO YEAR 75 11		0090	2	85,608,404.52	- - - - -	28,000,000.00	45,918,779.55	- - - - -	(67,689,624.97)
HEALTH, EDUCATION, AND WELFARE, HEALTH SERVICES ADMINISTRATION	NO YEAR 75 11		0090	3	56,334,511.54	- - - - -	39,000,000.00	31,291,268.59	- - - - -	(64,043,242.95)
HEALTH, EDUCATION, AND WELFARE, SOCIAL AND REHABILITATION SERVICE	NO YEAR 75 11		0090	5	1,090,291.97	- - - - -	-1,293,738.59	-203,446.62	- - - - -	- - - - -
HEALTH, EDUCATION, AND WELFARE, HEALTH RESOURCES ADMINISTRATION	NO YEAR 75 11		0090	7	296,521.39	- - - - -	- - - - -	- - - - -	- - - - -	(296,521.39)
HOUSING AND URBAN DEVELOPMENT	NO YEAR 86 11		0090		15,083,839.63	- - - - -	6,712,709.16	4,925,701.13	- - - - -	(16,870,847.66)
UNFUNDED CONTRACT AUTHORITY	NO YEAR 11		0090		210,000,000.00	622,800,000.00	- - - - -	- - - - -	- - - - -	(232,800,000.00)
TRANSITION QUARTER	FY 1976				857,822,448.95	311,000,000.00	- - - - -	318,359,868.34	- - - - -	(850,462,586.61)
UNDISBURSED FUNDS	NO YEAR 11		0090		(16,480,125.22)	50,000,000.00	-44,087,000.00	4,005,108.90	- - - - -	18,390,016.32
TRANSFER TO:										
AGRICULTURE	NO YEAR 12 11		0090		(31,739,589.39)	- - - - -	- - - - -	3,239,724.48	- - - - -	28,499,864.91
COMMODITY CREDIT CORPORATION	NO YEAR 12 11		0090	36	(1,788,706.20)	- - - - -	- - - - -	34,126.64	- - - - -	1,754,579.56
COMMERCE, ECONOMIC DEVELOPMENT ADMINISTRATION	NO YEAR 13 11		0090	20	(3,143,430.00)	- - - - -	- - - - -	18,400.00	- - - - -	3,125,030.00
INTERIOR, OUTDOOR RECREATION	NO YEAR 14 11		0090	7	(4,859,861.18)	- - - - -	- - - - -	377,521.58	- - - - -	4,482,339.60
INTERIOR, MINES	NO YEAR 14 11		0090	9	(17,563,152.13)	- - - - -	- - - - -	1,067,051.87	- - - - -	16,496,100.26
JUSTICE	NO YEAR 15 11		0090		(640,000.00)	- - - - -	- - - - -	- - - - -	- - - - -	640,000.00
DEFENSE CIVIL PREPAREDNESS AGENCY	NO YEAR 43 11		0090		(37,960.00)	- - - - -	- - - - -	- - - - -	- - - - -	37,960.00
NATIONAL SCIENCE FOUNDATION	NO YEAR 49 11		0090		(15,240.00)	- - - - -	- - - - -	15,240.00	- - - - -	- - - - -
ENVIRONMENTAL PROTECTION AGENCY	NO YEAR 68 11		0090		(15,750,819.27)	- - - - -	- - - - -	1,046,794.50	- - - - -	14,704,024.77
TRANSPORTATION, FEDERAL HIGHWAY ADMINISTRATION	NO YEAR 69 11		0090	5	(345,523,988.41)	- - - - -	37,600,000.00	44,120,030.74	- - - - -	339,003,957.67
TRANSPORTATION, NATIONAL HIGHWAY TRAFFIC SAFETY ADMINISTRATION	NO YEAR 69 11		0090	6	(3,505.69)	- - - - -	- - - - -	- - - - -	- - - - -	3,505.69
TRANSPORTATION, URBAN MASS TRANSPORTATION ADMINISTRATION	NO YEAR 69 11		0090	8	(25,170.00)	- - - - -	- - - - -	- - - - -	- - - - -	25,170.00
TRANSPORTATION, FEDERAL AVIATION ADMINISTRATION	NO YEAR 69 11		0090	13	(2,629,831.03)	- - - - -	- - - - -	346,318.02	- - - - -	2,283,513.01
HEALTH, EDUCATION, AND WELFARE, ASSISTANT SECRETARY FOR HUMAN DEVELOPMENT	NO YEAR 75 11		0090	1	(28,560,965.12)	- - - - -	3,112,000.00	1,705,061.26	- - - - -	29,967,903.86
HEALTH, EDUCATION, AND WELFARE, OFFICE OF EDUCATION	NO YEAR 75 11		0090	2	(67,689,624.97)	- - - - -	15,000.00	5,800,349.70	- - - - -	61,898,275.27

HEALTH, EDUCATION, AND WELFARE, HEALTH SERVICES ADMINISTRATION	NO YEAR 75 11 0090	3	(64,043,242.95)	- - - - -	3,110,000.00	9,200,249.49	- - - - -	57,944,993.46	
HEALTH, EDUCATION, AND WELFARE, HEALTH RESOURCES ADMINISTRATION	NO YEAR 75 11 0090	7	(296,521.39)	- - - - -	- - - - -	- - - - -	- - - - -	296,521.39	
HOUSING AND URBAN DEVELOPMENT	NO YEAR 86 11 0090		(16,870,847.66)	- - - - -	250,000.00	2,373,319.46	- - - - -	14,747,523.20	
UNFUNDED CONTRACT AUTHORITY	NO YEAR 11 0090		(232,800,000.00)	7 -	37,500,000.00	- - - - -	- - - - -	195,300,000.00	
SUBTOTAL TRANSITION QUARTER			(850,462,580.61)	- - - - -	12,500,000.00	73,361,296.64	- - - - -	789,601,285.97	
ACCOUNTS RECEIVABLE			21,748,975.04	- - - - -	- - - - -	- - - - -	- \$183,282.93	21,932,257.97	
FUND EQUITIES:									
UNOBLIGATED BALANCE			-240,504,839.05	- - - - -	- - - - -	- - - - -	-17,092,383.55	-223,412,455.50	
ACCOUNTS PAYABLE			-35,078,418.25	- - - - -	- - - - -	- - - - -	-1,487,704.78	-33,590,713.47	
UNDELIVERED ORDERS			-603,988,166.69	- - - - -	- - - - -	- - - - -	-49,457,793.72	-554,530,372.97	
SUBTOTAL 11 0090			-0-	- - - - -	323,500,000.00	391,721,164.98	-68,221,164.98	-0-	
PUBLIC ENTERPRISE FUNDS									
APPALACHIAN HOUSING FUND, EXECUTIVE									
FUND RESOURCES:									
UNDISBURSED FUNDS	NO YEAR 11 4190		2,529,399.04	- - - - -	1,500,000.00	820,041.84	- - - - -	(3,209,357.20)	
TRANSFER TO:									
HOUSING AND URBAN DEVELOPMENT	NO YEAR 86 11 4190		3,422,422.48	- - - - -	-1,500,000.00	102,591.02	- - - - -	(1,819,831.46)	
SUBTOTAL FY 1976			5,951,821.52	- - - - -	- - - - -	922,632.86	- - - - -	(5,029,188.60)	
TRANSITION QUARTER									
UNDISBURSED FUNDS	NO YEAR 11 4190		(3,209,357.20)	- - - - -	- - - - -	199,704.88	- - - - -	3,009,652.32	
TRANSFER TO:									
HOUSING AND URBAN DEVELOPMENT	NO YEAR 86 11 4190		(1,819,831.46)	- - - - -	- - - - -	-21,787.85	- - - - -	1,841,619.31	
SUBTOTAL TRANSITION QUARTER			(5,029,188.66)	- - - - -	- - - - -	177,917.03	- - - - -	4,851,271.63	
FUND EQUITIES:									
UNOBLIGATED BALANCE			-3,826,324.10	- - - - -	- - - - -	- - - - -	-2,028,542.63	-1,797,781.47	
ACCOUNTS PAYABLE			-2,863.80	- - - - -	- - - - -	- - - - -	6,136.20	-9,000.00	
UNDELIVERED ORDERS			-2,122,633.62	- - - - -	- - - - -	- - - - -	921,856.54	-3,044,490.16	
SUBTOTAL 11 4190			-0-	- - - - -	- - - - -	1,100,549.89	-1,100,549.89	-0-	
TOTAL, APPALACHIAN REGIONAL DEVELOPMENT PROGRAMS FY 1976 . . . . .									
			- - - - -	- - - - -	311,000,000.00	- - - - -	319,282,501.20	- - - - -	
TOTAL, APPALACHIAN REGIONAL DEVELOPMENT PROGRAMS T.Q. . . . .									
			- - - - -	- - - - -	12,500,000.00	- - - - -	73,539,213.67	-69,321,714.87	
DISASTER RELIEF									
GENERAL FUND ACCOUNTS									
DISASTER RELIEF, FEDERAL DISASTER ASSISTANCE ADMINISTRATION, FUNDS APPROPRIATED TO THE PRESIDENT									
FUND RESOURCES:									
UNDISBURSED FUNDS	NO YEAR 11 0039		138,000,000.00	150,000,000.00	-252,547,500.00	- - - - -	- - - - -	(35,452,500.00)	
TRANSFER TO:									
HOUSING AND URBAN DEVELOPMENT	NO YEAR 86 11 0039		406,956,218.47	- - - - -	252,547,500.00	291,136,976.05	- - - - -	(368,366,742.42)	
SUBTOTAL FY 1976			544,956,218.47	150,000,000.00	- - - - -	291,136,976.05	- - - - -	(403,819,242.42)	
TRANSITION QUARTER									
UNDISBURSED FUNDS	NO YEAR 11 0039		(35,452,500.00)	37,500,000.00	-42,116,000.00	- - - - -	- - - - -	30,836,500.00	
TRANSFER TO:									
AGRICULTURE	NO YEAR 12 11 0039		- - - - -	- - - - -	3,060,000.00	2,663.72	- - - - -	3,057,336.28	
HOUSING AND URBAN DEVELOPMENT	NO YEAR 86 11 0039		(368,366,742.42)	- - - - -	39,056,000.00	71,318,242.66	- - - - -	336,104,499.76	
SUBTOTAL TRANSITION QUARTER			(403,819,242.42)	37,500,000.00	- - - - -	71,320,906.38	- - - - -	369,998,336.04	
UNFILLED CUSTOMER ORDERS			329,738,905.19	- - - - -	- - - - -	- - - - -	-64,103,586.06	393,842,491.25	
FUND EQUITIES:									
UNOBLIGATED BALANCE			-204,340,295.55	- - - - -	- - - - -	- - - - -	-136,478,786.06	-67,861,509.49	
ACCOUNTS PAYABLE			-2,131,194.37	- - - - -	- - - - -	- - - - -	2,153,525.47	-4,284,719.84	
UNDELIVERED ORDERS			-668,223,633.74	- - - - -	- - - - -	- - - - -	23,470,964.22	-691,694,597.96	
SUBTOTAL 11 0039			-0-	187,500,000.00	- - - - -	362,457,882.43	-174,957,882.43	-0-	
TOTAL, DISASTER RELIEF FY 1976 . . . . .									
			- - - - -	- - - - -	150,000,000.00	- - - - -	291,136,976.05	- - - - -	
TOTAL, DISASTER RELIEF T.Q. . . . .									
			- - - - -	- - - - -	37,500,000.00	- - - - -	71,320,906.38	-174,957,882.43	

Appropriations, Outlays, and Balances - Continued

Appropriation or Fund Account Title	Period of availability	Account symbol			Balances beginning of fiscal year 1/	Appropriations and other obligational authority 2/	Transfers, borrowings, and investments (net) 3/	Outlays (net)	Balances withdrawn and other transactions 4/	Balances end of fiscal year 5/
		Dept. Reg.	Tr. From	Account No.						
ECONOMIC STABILIZATION ACTIVITIES										
GENERAL FUND ACCOUNTS										
SALARIES AND EXPENSES, ECONOMIC STABILIZATION ACTIVITIES, EXECUTIVE FUND RESOURCES:										
UNDISBURSED FUNDS	1974 11			0058	\$114,567.70		\$51,166.67			(\$63,401.03)
	PRIOR YEARS				23,872.95		20,690.20			(2,982.75)
TRANSFER TO:										
NATIONAL COMMISSION ON PRODUCTIVITY AND WORK QUALITY	PRIOR YEARS	11		0058 59	2,575.75					(2,575.75)
TREASURY, INTERNAL REVENUE SERVICE	1974 20 11			0058 9	505,032.33		378,384.39			(126,647.94)
	SUBTOTAL FY 1976				646,048.73		450,441.26			(195,607.47)
TRANSITION QUARTER UNDISBURSED FUNDS	1974 11			0058	(63,401.03)		8,672.00	\$54,729.03		
	PRIOR YEARS				(2,982.75)			2,982.75		
TRANSFER TO:										
NATIONAL COMMISSION ON PRODUCTIVITY AND WORK QUALITY	PRIOR YEARS	11		0058 59	(2,575.75)				2,575.75	
TREASURY, INTERNAL REVENUE SERVICE	1974 20 11			0058 9	(126,647.94)		23,333.71			
	PRIOR YEARS								103,314.23	
	SUBTOTAL TRANSITION QUARTER				(195,607.47)		32,005.71		163,601.76	
ACCOUNTS RECEIVABLE					24,511.37				-230,869.95	255,381.32
FUND EQUITIES:										
UNOBLIGATED BALANCE									249,521.58	<sup>8</sup> -249,521.58
ACCOUNTS PAYABLE					-516,990.20				-511,130.46	-5,859.74
UNDELIVERED ORDERS					-153,569.90				-153,569.90	
	SUBTOTAL 11			0058	-0-		482,446.97		-482,446.97	-0-
TOTAL, ECONOMIC STABILIZATION ACTIVITIES FY 1976							450,441.26			
TOTAL, ECONOMIC STABILIZATION ACTIVITIES T.O.							32,005.71		-482,446.97	
UNANTICIPATED NEEDS										
GENERAL FUND ACCOUNTS										
UNANTICIPATED NEEDS, EXECUTIVE FUND RESOURCES:										
UNDISBURSED FUNDS	1976 11			0037		\$1,000,000.00		-311,000.00		(689,000.00)
TRANSFER TO:										
NATIONAL STUDY COMMISSION ON RECORDS AND DOCUMENTS OF FEDERAL OFFICIALS	1976 11			0037 37					18,743.25	(-18,743.25)
COMMISSION ON FEDERAL PAPERWORK	1976 11			0037 48					9,811.20	(-9,811.20)
PRESIDENTIAL CLEMENCY BOARD	1976 11			0037 64			281,000.00		234,906.83	(46,093.17)
	1975				105,401.93				68,238.57	(37,163.36)
COMMISSION ON CIA ACTIVITIES WITHIN THE UNITED STATES	1975 11			0037 65	45,570.00				40,500.68	(5,069.32)
PRIVATE PROTECTION STUDY COMMISSION	1976 11			0037 66					2.32	(-2.32)
PRESIDENT'S FOREIGN INTELLIGENCE ADVISORY BOARD	1976 11			0037 67			10,000.00		406.75	(9,593.25)
INTELLIGENCE OVERSIGHT BOARD	1976 11			0037 68			20,000.00		629.70	(19,370.30)
	SUBTOTAL FY 1976				150,971.93	1,000,000.00	373,239.30			(777,732.63)
TRANSITION QUARTER UNDISBURSED FUNDS	1976 11			0037	(689,000.00)	250,000.00	195,955.17	942.90	938,012.27	200,000.00
TRANSFER TO:										
OFFICE OF MANAGEMENT AND BUDGET NATIONAL STUDY COMMISSION ON RECORDS AND DOCUMENTS OF FEDERAL OFFICIALS	1976 11			0037 3			25,000.00			25,000.00
COMMISSION ON FEDERAL PAPERWORK	1976 11			0037 48	(-18,743.25)				25-18,743.25	
PRESIDENTIAL CLEMENCY BOARD	1976 11			0037 64	(-9,811.20)		-200,000.00		25-9,811.20	<sup>9</sup> -200,000.00
	1975				(46,093.17)		-24,955.17		38.39	
					(37,163.36)				5,154.44	1,536.12
									21,099.61	
									30,472.80	

COMMISSION ON CIA ACTIVITIES WITHIN THE UNITED STATES	1975 11	0037	65	(5,069.32)			1.00	5,067.52	
PRIVATE PROTECTION STUDY COMMISSION	1976 11	0037	66	(-2.32)			-2.32		
PRESIDENT'S FOREIGN INTELLIGENCE ADVISORY BOARD	1976 11	0037	67	(9,593.25)			3,606.33	4,156.85	1,830.07
INTELLIGENCE OVERSIGHT BOARD	1976 11	0037	68	(19,370.30)			4,184.04	15,058.09	128.17
SUBTOTAL TRANSITION QUARTER				(777,732.63)	250,000.00		-14,628.87	1,013,867.14	28,494.36
ACCOUNTS RECEIVABLE				350.00				-200,592.90	200,942.90
FUND EQUITIES:									
ACCOUNTS PAYABLE				-118,129.36				111,307.90	-229,437.26
UNDELIVERED ORDERS				-33,192.57				-33,192.57	
SUBTOTAL 11	0037			-0-	1,250,000.00		358,610.43	891,389.57	-0-
EMERGENCY FUND FOR THE PRESIDENT, EXECUTIVE									
FUND RESOURCES:									
UNDISBURSED FUNDS	1974 11	0036							
TRANSFER TO:									
ENERGY POLICY OFFICE	1974 48 11	0036	64	3,225.15					(3,225.15)
SUBTOTAL FY 1976				3,225.15					(3,225.15)
TRANSITION QUARTER									
UNDISBURSED FUNDS	1974 11	0036							
TRANSFER TO:									
ENERGY POLICY OFFICE	1974 48 11	0036	64	(3,225.15)				3,225.15	
SUBTOTAL TRANSITION QUARTER				(3,225.15)				3,225.15	
ACCOUNTS RECEIVABLE				200.00				200.00	
FUND EQUITIES:									
UNDELIVERED ORDERS				-3,425.15				-3,425.15	
SUBTOTAL 11	0036			-0-					-0-
TOTAL, UNANTICIPATED NEEDS FY 1976 . . . . .					1,000,000.00		373,239.30		
TOTAL, UNANTICIPATED NEEDS T.Q. . . . .					250,000.00		-14,628.87	891,389.57	
EXPANSION OF DEFENSE PRODUCTION PUBLIC ENTERPRISE FUNDS									
REVOLVING FUND, DEFENSE PRODUCTION ACT, EXECUTIVE									
FUND RESOURCES:									
UNDISBURSED FUNDS	NO YEAR 11	4401							
TRANSFER TO:									
GENERAL SERVICES ADMINISTRATION	NO YEAR 47 11	4401		-1,860,691.76			<sup>10</sup> -1,860,691.76		
SUBTOTAL FY 1976				-1,860,691.76			-1,860,691.76		
ACCOUNTS RECEIVABLE				1,860,691.76				1,860,691.76	
SUBTOTAL 11	4401			-0-			-1,860,691.76	1,860,691.76	-0-
TOTAL, EXPANSION OF DEFENSE PRODUCTION, EXECUTIVE FY 1976 . . . . .							-1,860,691.76		
TOTAL, EXPANSION OF DEFENSE PRODUCTION, EXECUTIVE T.Q. . . . .								1,860,691.76	
EXPENSES OF MANAGEMENT IMPROVEMENT									
GENERAL FUND ACCOUNTS									
EXPENSES OF MANAGEMENT IMPROVEMENT, EXECUTIVE									
FUND RESOURCES:									
UNDISBURSED FUNDS	NO YEAR 11	0061		204,672.04					(204,672.04)
TRANSFER TO:									
OFFICE OF MANAGEMENT AND BUDGET	NO YEAR 11	0061	3	194,848.45			16,136.53		(178,711.92)
CIVIL SERVICE COMMISSION	NO YEAR 24 11	0061		250,000.00			109,820.23		(140,179.77)
SUBTOTAL FY 1976				649,520.49			125,956.76		(523,563.73)

Appropriations, Outlays, and Balances - Continued

Appropriation or Fund Account		Account symbol			Balances beginning of fiscal year 1/	Appropriations and other obligational authority 2/	Transfers, borrowings, and investments (net) 2/	Outlays (net)	Balances withdrawn and other transactions 4/	Balances end of fiscal year 5/
Title	Period of availability	Dept. Reg.	Tr. From	Account No.						
EXPENSES OF MANAGEMENT IMPROVEMENT-CONTINUED										
GENERAL FUND ACCOUNTS-CONTINUED										
EXPENSES OF MANAGEMENT IMPROVEMENT, EXECUTIVE-CONTINUED										
FUND RESOURCES - CONTINUED										
TRANSITION QUARTER UNDISBURSED FUNDS	NO YEAR 11			0061		( \$204,672.04)	- - - - -	- - - - -	- - - - -	\$204,672.04
TRANSFER TO:										
OFFICE OF MANAGEMENT AND BUDGET	NO YEAR 11			0061	3	(178,711.92)	- - - - -	- - - - -	- - - - -	178,711.92
CIVIL SERVICE COMMISSION	NO YEAR 24	11		0061		(140,179.77)	- - - - -	- - - - -	- - - - -	115,360.93
SUBTOTAL TRANSITION QUARTER						(523,563.73)	- - - - -	- - - - -	- - - - -	498,744.89
FUND EQUITIES:										
UNOBLIGATED BALANCE						-588,683.49	- - - - -	- - - - -	- \$132,950.34	-455,733.15
ACCOUNTS PAYABLE						-60,837.00	- - - - -	- - - - -	-25,825.26	-35,011.74
UNDELIVERED ORDERS						- - - - -	- - - - -	- - - - -	8,000.00	-8,000.00
SUBTOTAL 11	0061					-0-	- - - - -	- - - - -	150,775.60	-150,775.60
TOTAL, EXPENSES OF MANAGEMENT IMPROVEMENT FY 1976 . . . . .										
						- - - - -	- - - - -	- - - - -	125,956.76	- - - - -
TOTAL, EXPENSES OF MANAGEMENT IMPROVEMENT T.O. . . . .										
						- - - - -	- - - - -	- - - - -	24,818.84	-150,775.60
FOREIGN ASSISTANCE										
INTERNATIONAL SECURITY ASSISTANCE										
GENERAL FUND ACCOUNTS										
MILITARY ASSISTANCE, EXECUTIVE										
FUND RESOURCES:										
UNDISBURSED FUNDS	1976 11			1080		- - - - -	\$500,000,000.00	-\$212,502,423.04	-5,115,885.84	(292,613,462.80)
	1975					669,706.64	- - - - -	-669,706.64	-9,345.48	(9,345.48)
TRANSFER TO:										
NAVY	1976 17 11			1080		- - - - -	- - - - -	141,253,608.42	68,242,760.14	(73,050,848.28)
	1975					103,986,259.30	- - - - -	-103,986,259.30	- - - - -	- - - - -
STATE ARMY	1976 19 11			1080		- - - - -	- - - - -	4,970,000.00	4,970,000.00	- - - - -
	1976 21 11			1080		- - - - -	- - - - -	375,979,441.91	173,664,193.88	(202,315,248.03)
	1975					296,166,422.91	- - - - -	-296,166,422.91	- - - - -	- - - - -
AIR FORCE	1976 57 11			1080		- - - - -	- - - - -	382,562,220.35	122,363,491.50	(260,198,728.85)
	1975					294,617,458.35	- - - - -	-294,617,458.35	29.75	(-29.75)
DEFENSE	1976 97 11			1080		- - - - -	- - - - -	3,568,808.17	2,883,561.53	(685,246.64)
	1975					431,808.61	- - - - -	-431,808.61	- - - - -	- - - - -
UNFUNDED CONTRACT AUTHORITY	1976 11			1080		325,000,000.00	7-275,000,000.00	- - - - -	- - - - -	(50,000,000.00)
SUBTOTAL FY 1976						1,020,871,655.81	225,000,000.00	- - - - -	366,998,805.48	(878,872,850.33)
TRANSITION QUARTER UNDISBURSED FUNDS	1976 11			1080		(292,613,462.80)	27,200,000.00	-315,414,099.00	-951,517.75	5,350,881.55
	1975					(9,345.48)	- - - - -	- - - - -	-9,345.48	18,690.96
TRANSFER TO:										
NAVY	1976 17 11			1080		(73,050,848.28)	- - - - -	13,759,528.00	11,087,934.50	75,722,441.78
	1975					- - - - -	- - - - -	- - - - -	- - - - -	- - - - -
STATE ARMY	1976 19 11			1080		- - - - -	- - - - -	2,415,400.00	1,426,597.00	988,803.00
	1976 21 11			1080		(202,315,248.03)	- - - - -	244,098,627.00	225,016,697.26	221,397,177.77
	1975					- - - - -	- - - - -	- - - - -	- - - - -	- - - - -
AIR FORCE	1976 57 11			1080		(260,198,728.85)	- - - - -	45,357,376.00	6,801,582.81	298,754,522.04
	1975					(-29.75)	- - - - -	- - - - -	-29.75	- - - - -
DEFENSE	1976 97 11			1080		(685,246.64)	- - - - -	9,866,000.00	993,501.03	9,557,745.61
	1975					- - - - -	- - - - -	- - - - -	- - - - -	- - - - -
UNFUNDED CONTRACT AUTHORITY	1976 11			1080		(50,000,000.00)	- - - - -	- - - - -	1110,734,110.00	39,265,890.00
SUBTOTAL TRANSITION QUARTER						(878,872,850.33)	27,200,000.00	62,832.00	10,734,110.00	651,056,152.71
ACCOUNTS RECEIVABLE						26,501.86	- - - - -	- - - - -	1,211.70	25,290.16
FUND EQUITIES:										
UNOBLIGATED BALANCE						-3,434,893.68	- - - - -	- - - - -	10,238,329.82	12-13,673,223.50
ACCOUNTS PAYABLE						-347,789,347.68	- - - - -	- - - - -	-141,435,558.08	-206,353,789.60
UNDELIVERED ORDERS						-669,673,916.31	- - - - -	- - - - -	-238,619,486.54	-431,054,429.77
SUBTOTAL 11	1080					-0-	252,200,000.00	82,832.00	611,364,225.10	-359,081,393.10

INTERNATIONAL MILITARY EDUCATION AND TRAINING, EXECUTIVE FUND RESOURCES:									
UNDISBURSED FUNDS									
TRANSFER TO:	1976	11	1081	-	23,000,000.00	-23,000,000.00	-	-	-
NAVY	1976	17	11 1081	-	-	4,445,414.00	-	-	(4,445,414.00)
ARMY	1976	21	11 1081	-	-	10,975,809.00	-	-	(10,975,809.00)
AIR FORCE	1976	57	11 1081	-	-	7,578,777.00	-	-	(7,578,777.00)
	SUBTOTAL FY 1976			-	23,000,000.00	-	-	-	(23,000,000.00)
TRANSITION QUARTER UNDISBURSED FUNDS									
TRANSFER TO:	1976	11	1081	-	5,750,000.00	-5,745,907.00	-	-	4,093.00
NAVY	1976	17	11 1081	(4,445,414.00)	-	773,406.00	915,411.47	-	4,303,408.53
ARMY	1976	21	11 1081	(10,975,809.00)	-	3,056,164.00	2,766,883.19	-	11,265,089.81
AIR FORCE	1976	57	11 1081	(7,578,777.00)	-	1,833,505.00	5,196,432.32	-	4,215,849.69
	SUBTOTAL TRANSITION QUARTER			(23,000,000.00)	5,750,000.00	-82,832.00	8,878,726.98	-24,512.76	19,788,441.02
ACCOUNTS RECEIVABLE FUND EQUITIES:									
UNOBLIGATED BALANCE	-	-	-	-	-	-	-	2,135,041.31	<sup>13</sup> -2,135,041.31
ACCOUNTS PAYABLE	-	-	-	-	-	-	-	12,830,918.50	-12,830,918.50
UNDELIVERED ORDERS	-	-	-	-	-	-	-	4,846,993.97	-4,846,993.97
	SUBTOTAL 11 1081			-0-	28,750,000.00	-82,832.00	8,878,726.98	19,788,441.02	-0-
MILITARY ASSISTANCE, SOUTH VIETNAMESE FORCES <sup>14</sup>									
FUND RESOURCES:									
UNDISBURSED FUNDS									
TRANSFER TO:	1975	97	1087	-	-	97,828,446.00	-	-	(97,828,446.00)
NAVY	1975	17	97 1087	26,956,363.57	-	-4,213,965.00	4,316,694.94	-	(18,425,703.63)
ARMY	1975	21	97 1087	194,084,309.30	-	-69,934,448.00	121,300,937.25	-	(2,848,924.05)
	1975			47,494,816.82	-	-23,680,033.00	21,971,447.73	-	(1,843,336.09)
	SUBTOTAL FY 1976			268,535,489.69	-	-	147,589,079.92	-	(120,946,409.77)
TRANSITION QUARTER UNDISBURSED FUNDS									
TRANSFER TO:	1975	97	1087	(97,828,446.00)	-	281,364.00	-	98,109,810.00	-
NAVY	1975	17	97 1087	(18,425,703.63)	-	-263,173.00	94,782.65	-	18,067,747.98
ARMY	1975	21	97 1087	(2,848,924.05)	-	-18,191.00	-78,376.06	-	2,909,109.11
AIR FORCE	1975	57	97 1087	(1,843,336.09)	-	-	1,450,754.80	-	392,581.29
	SUBTOTAL TRANSITION QUARTER			(120,946,409.77)	-	-	1,467,161.39	98,109,810.00	21,369,431.38
ACCOUNTS RECEIVABLE FUND EQUITIES:									
ACCOUNTS PAYABLE	-	-	-	-10,645,136.20	-	-	-	-10,154,821.85	-490,314.35
UNDELIVERED ORDERS	-	-	-	-257,890,353.49	-	-	-	-236,959,839.99	-20,930,513.50
	SUBTOTAL 97 1087			-0-	-	-	149,056,241.31	-149,056,241.31	-0-
FOREIGN MILITARY CREDIT SALES, EXECUTIVE									
FUND RESOURCES:									
UNDISBURSED FUNDS									
	1976	11	1082	-	1,039,000,000.00	-	104,912,835.42	-	(934,087,164.58)
	1975			-	205,220,000.00	-	114,254,970.18	-	(90,965,029.82)
	1974			-	164,806,958.80	-	22,408,535.11	-	(142,398,423.69)
	PRIOR YEARS			210,981,428.57	-	-9,869,687.30	29,916,121.53	-	(171,195,619.74)
TRANSFER TO:				-	-	-	-	-	-
NAVY	PRIOR YEARS	17	11 1082	3,644,281.00	-	2,912,326.47	2,312,738.34	-	(4,243,869.13)
ARMY	PRIOR YEARS	21	11 1082	-648,940.50	-	5,925,583.90	5,562,665.30	-	(-286,021.90)
AIR FORCE	PRIOR YEARS	57	11 1082	467,919.58	-	1,031,776.93	810,424.28	-	(689,272.23)
	SUBTOTAL FY 1976			584,471,647.45	1,039,000,000.00	-	280,178,290.16	-	(1,343,293,357.29)
TRANSITION QUARTER UNDISBURSED FUNDS									
	1976	11	1082	(934,087,164.58)	140,000,000.00	-	746,171,314.73	260,000.00	327,655,849.85
	1975			(90,965,029.82)	-	-	684,351.00	1,688,700.00	88,591,978.82
	1974			(142,398,423.69)	-	-131,742,500.55	1,242,328.89	9,413,594.25	-
	PRIOR YEARS			(171,195,619.74)	-	<sup>15</sup> 128,560,349.30	8,579,335.61	39,753,001.73	251,423,631.70
TRANSFER TO:				-	-	-	-	-	-
NAVY	PRIOR YEARS	17	11 1082	(4,243,869.13)	-	1,802,787.13	213,763.38	-	5,832,892.88
ARMY	PRIOR YEARS	21	11 1082	(-286,021.90)	-	624,916.05	-91,750.85	-	430,645.00
AIR FORCE	PRIOR YEARS	57	11 1082	(689,272.23)	-	754,448.07	866,422.75	-	577,297.55
	SUBTOTAL TRANSITION QUARTER			(1,343,293,357.29)	140,000,000.00	-	757,665,765.51	51,115,295.98	674,512,295.80
FUND EQUITIES:									
UNOBLIGATED BALANCE	-	-	-	-	-	-	-	90,382,500.00	<sup>8</sup> -90,382,500.00
ACCOUNTS PAYABLE	-	-	-	-33,666.42	-	-	-	-33,666.42	-
UNDELIVERED ORDERS	-	-	-	-584,437,981.03	-	-	-	-308,185.23	-584,129,795.80
	SUBTOTAL 11 1082			-0-	1,179,000,000.00	-	1,037,844,055.67	141,155,944.33	-0-

Appropriations, Outlays, and Balances - Continued

Appropriation or Fund Account		Account symbol			Balances beginning of fiscal year 1/	Appropriations and other obligations authority 2/	Transfers, borrowings, and investments (net) 2/	Outlays (net)	Balances withdrawn and other transactions 4/	Balances end of fiscal year 5/
Title	Period of availability	Dept. Reg.	Tr. From	Account No.						
FOREIGN ASSISTANCE-CONTINUED										
INTERNATIONAL SECURITY ASSISTANCE-CONTINUED										
GENERAL FUND ACCOUNTS-CONTINUED										
SECURITY SUPPORTING ASSISTANCE, EXECUTIVE										
FUND RESOURCES:										
UNDISBURSED FUNDS	1976	11		1006		\$1,689,900,000.00	-\$1,119,750,000.00			(\$570,150,000.00)
	1975					\$1,770,642.48				(1,770,642.48)
	1974					2,361,638.91				(2,361,638.91)
TRANSFER TO:										
NAVY	1976	17	11	1006			2,700,000.00	\$2,228,084.27		(471,915.73)
	1975					1,200,000.00		249,061.88		(950,938.12)
STATE	1976	19	11	1006			9,600,000.00	4,800,000.00		(4,800,000.00)
	1975					7,800,000.00		51,536.30		(6,646.30)
	1974					51,536.30		-51,536.30		
AGENCY FOR INTERNATIONAL DEVELOPMENT	1976	72	11	1006			1,107,450,000.00	325,596,986.81		(781,853,013.19)
	1975					398,538,036.05		261,145,090.67		(187,106,056.77)
	1974					49,713,111.39		-2,052,596.97		(2,052,596.97)
	PRIOR YEARS					9,340.77		9,402.80		(-62.03)
DEFENSE	1975	97	11	1006		1,019,637.39		1,008,992.16		(10,645.23)
	1974							-3,972.75		(3,972.75)
	1974									
	SUBTOTAL FY 1976					462,463,943.29	1,689,900,000.00	600,825,938.87		(1,551,538,004.42)
TRANSITION QUARTER UNDISBURSED FUNDS	1976	11		1006		(570,150,000.00)	269,700,000.00			109,625.38
	1975					(1,770,642.48)		-1,725,521.79		45,120.69
	1974					(2,361,638.91)		-2,357,666.16	\$3,972.75	
TRANSFER TO:										
NAVY	1976	17	11	1006		(471,915.73)		238,776.35		123,514.00
	1975					(950,938.12)		282,593.22		668,344.90
STATE	1976	19	11	1006		(4,800,000.00)		4,800,000.00		9,600,000.00
	1975					(6,646.30)				6,646.30
	1974									
AGENCY FOR INTERNATIONAL DEVELOPMENT	1976	72	11	1006		(781,853,013.19)		845,496,265.88		1,365,531,091.29
	1975					(187,106,056.77)		-6,313,984.49		160,511,613.03
	1974					(2,052,596.97)		2,052,596.97		
	PRIOR YEARS					(-62.03)		-90.00		27.97
DEFENSE	1975	97	11	1006		(10,645.23)		-45,120.69		
	1974					(3,972.75)		-3,972.75		
	1974									
	SUBTOTAL TRANSITION QUARTER					(1,551,538,004.42)	269,700,000.00	284,638,048.11	3,972.75	1,536,595,983.56
ACCOUNTS RECEIVABLE						25,011,480.17			11,589,644.57	13,421,835.60
FUND EQUITIES:										
UNOBLIGATED BALANCE						-4,132,281.39			8,292,351.63	12-12,424,633.02
ACCOUNTS PAYABLE						-29,254,716.40			3,090,568.28	-32,345,284.68
UNDELIVERED ORDERS						-454,088,425.67			1,051,159,475.79	-1,505,247,901.46
	SUBTOTAL	11		1006		-0-	1,959,600,000.00	885,463,986.98	1,074,136,013.02	-0-
EMERGENCY SECURITY ASSISTANCE FOR ISRAEL, EXECUTIVE										
FUND RESOURCES:										
UNDISBURSED FUNDS	1974	11		1084		629,482,611.87		591,092,902.53		(38,389,709.34)
	SUBTOTAL FY 1976					629,482,611.87		591,092,902.53		(38,389,709.34)
TRANSITION QUARTER UNDISBURSED FUNDS	1974	11		1084		(38,389,709.34)		27,841,601.73		
	PRIOR YEARS							10,548,107.61		10,548,107.61
	SUBTOTAL TRANSITION QUARTER					(38,389,709.34)		27,841,601.73		10,548,107.61
FUND EQUITIES:										
UNDELIVERED ORDERS						-629,482,611.87			-618,934,504.26	-10,548,107.61
	SUBTOTAL	11		1084		-0-		618,934,504.26	-618,934,504.26	-0-
MILITARY CREDIT SALES TO ISRAEL, MILITARY ASSISTANCE, EXECUTIVE										
FUND RESOURCES:										
UNDISBURSED FUNDS	PRIOR YEARS	11		1083						
TRANSFER TO:										
AIR FORCE	PRIOR YEARS	57	11	1083		1,901,398.32		1,901,398.32		
	SUBTOTAL FY 1976					1,901,398.32		1,901,398.32		
FUND EQUITIES:										
UNDELIVERED ORDERS						-1,901,398.32			-1,901,398.32	
	SUBTOTAL	11		1083		-0-		1,901,398.32	-1,901,398.32	-0-

PUBLIC ENTERPRISE FUNDS

LIQUIDATION OF FOREIGN MILITARY SALES FUND,  
EXECUTIVE

FUND RESOURCES:

UNDISBURSED FUNDS	NO YEAR 11	4117	36,914,958.82	- - - - -	-3,961,969.36	-73,407,922.83	168,868,872.92	(97,492,039.37)
TRANSFER TO:								
NAVY	NO YEAR 17 11	4117	1,557,134.53	- - - - -	1,569,726.94	561,470.48	- - - - -	(2,565,390.99)
ARMY	NO YEAR 21 11	4117	3,465,222.06	- - - - -	1,716,567.96	3,793,634.93	- - - - -	(1,388,155.09)
AIR FORCE	NO YEAR 57 11	4117	780,190.18	- - - - -	675,674.46	898,022.44	- - - - -	(557,842.20)
	SUBTOTAL FY 1976		42,717,505.59	- - - - -	- - - - -	-68,154,794.98	8,868,872.92	(102,003,427.65)
TRANSITION QUARTER UNDISBURSED FUNDS	NO YEAR 11	4117	(97,492,039.37)	- - - - -	-26,635.79	-16,445,737.45	- - - - -	113,911,141.03
TRANSFER TO:								
NAVY	NO YEAR 17 11	4117	(2,565,390.99)	- - - - -	-63,223.87	17,495.62	- - - - -	2,484,671.50
ARMY	NO YEAR 21 11	4117	(1,388,155.09)	- - - - -	23,591.50	-182,469.05	- - - - -	1,594,215.64
AIR FORCE	NO YEAR 57 11	4117	(557,842.20)	- - - - -	66,268.16	288,480.75	- - - - -	335,629.61
	SUBTOTAL TRANSITION QUARTER		(102,003,427.65)	- - - - -	- - - - -	-16,322,230.13	- - - - -	118,325,657.78
FUND EQUITIES:								
UNOBLIGATED BALANCE			-8,868,872.92	- - - - -	- - - - -	- - - - -	86,761,700.27	17-95,630,573.19
ACCOUNTS PAYABLE			- - - - -	- - - - -	- - - - -	- - - - -	-197,144.77	197,144.77
UNDELIVERED ORDERS			-33,848,632.67	- - - - -	- - - - -	- - - - -	-10,956,403.31	-22,892,229.36
	SUBTOTAL 11	4117	-0-	- - - - -	- - - - -	-84,477,025.11	84,477,025.11	-0-

TRUST FUND ACCOUNTS

ADVANCES, FOREIGN MILITARY SALES, EXECUTIVE

FUND RESOURCES:

UNDISBURSED FUNDS	NO YEAR 11	8242	10,534,274.00	- - - - -	- - - - -	10,534,274.00	- - - - -	- - - - -
TRANSFER TO:								
NAVY	NO YEAR 17 11	8242	518,713,746.20	1,555,125,767.07	- - - - -	1,745,530,192.94	- - - - -	(328,309,320.33)
ARMY	NO YEAR 21 11	8242	1,423,514,060.53	3,280,543,477.86	- - - - -	3,214,192,575.35	- - - - -	(1,489,864,963.04)
AIR FORCE	NO YEAR 57 11	8242	127,821,885.73	2,375,006,524.56	- - - - -	1,664,205,199.22	- - - - -	(838,623,211.07)
DEFENSE	NO YEAR 97 11	8242	- - - - -	46,418,795.98	- - - - -	22,290,582.62	- - - - -	(24,128,213.36)
UNFUNDED CONTRACT AUTHORITY	NO YEAR 11	8242	15,045,702,018.01	6,542,165,652.56	- - - - -	- - - - -	- - - - -	(20,472,867,670.57)
	SUBTOTAL FY 1976		17,126,285,984.47	12,684,260,218.03	- - - - -	6,656,752,824.13	- - - - -	(23,153,793,378.37)
TRANSITION QUARTER UNDISBURSED FUNDS	NO YEAR 11	8242	- - - - -	- - - - -	- - - - -	- - - - -	- - - - -	- - - - -
TRANSFER TO:								
NAVY	NO YEAR 17 11	8242	(328,309,320.33)	817,395,631.90	- - - - -	491,707,926.38	- - - - -	653,997,025.85
ARMY	NO YEAR 21 11	8242	(1,489,864,963.04)	920,336,222.72	- - - - -	787,634,005.91	- - - - -	1,622,567,179.85
AIR FORCE	NO YEAR 57 11	8242	(838,623,211.07)	801,517,500.03	- - - - -	545,219,783.02	- - - - -	1,094,920,928.08
DEFENSE	NO YEAR 97 11	8242	(24,128,213.36)	- - - - -	- - - - -	-11,589,626.89	- - - - -	35,717,840.25
UNFUNDED CONTRACT AUTHORITY	NO YEAR 11	8242	(20,472,867,670.57)	18-1,406,260,273.49	- - - - -	- - - - -	- - - - -	19,066,607,397.08
	SUBTOTAL TRANSITION QUARTER		(23,153,793,378.37)	1,132,989,081.16	- - - - -	1,812,972,088.42	- - - - -	22,473,810,371.11
ACCOUNTS RECEIVABLE			194,531,514.65	- - - - -	- - - - -	- - - - -	-1,295,271,347.36	1,489,802,862.01
FUND EQUITIES:								
UNOBLIGATED BALANCE			-7,004,658,424.03	- - - - -	- - - - -	- - - - -	2,846,608,097.30	-9,851,266,521.33
ACCOUNTS PAYABLE			-593,540,974.76	- - - - -	- - - - -	- - - - -	143,941,108.27	-737,482,083.03
UNDELIVERED ORDERS			-9,722,618,100.33	- - - - -	- - - - -	- - - - -	3,652,246,528.43	-13,374,864,628.76
	SUBTOTAL 11	8242	-0-	13,817,249,299.19	- - - - -	8,469,724,912.55	5,347,524,386.64	-0-

DEDUCTIONS FOR OFFSETTING RECEIPTS <sup>19</sup>

PROPRIETARY RECEIPTS FROM THE PUBLIC

TRANSITION QUARTER  
PROPRIETARY RECEIPTS FROM THE PUBLIC

TOTAL, INTERNATIONAL SECURITY ASSISTANCE FY 1976 . . . . .	- - - - -	8,185,373,627.67	- - - - -	1,101,397,854.07	8,868,872.92	- - - - -
TOTAL, INTERNATIONAL SECURITY ASSISTANCE T.O. . . . .	- - - - -	-1,077,783,224.29	- - - - -	468,084,276.18	5,529,239,400.21	- - - - -



Appropriations, Outlays, and Balances - Continued

Appropriation or Fund Account		Account symbol			Balances beginning of fiscal year 1/	Appropriations and other obligational authority 2/	Transfers, borrowings, and investments (net) 3/	Outlays (net)	Balances withdrawn and other transactions 4/	Balances end of fiscal year 5/
Title	Period of availability	Dept. Reg.	Account No.	Sub. No.						
FOREIGN ASSISTANCE-CONTINUED										
INDOCHINA POSTWAR RECONSTRUCTION ASSISTANCE										
GENERAL FUND ACCOUNTS										
INDOCHINA POSTWAR RECONSTRUCTION ASSISTANCE, EXECUTIVE FUND RESOURCES:										
UNDISBURSED FUNDS	1975	11	1030		\$6,822,502.54	-	-	-	-	(522,502.54)
	1974				4,349,033.75	-	-	-	-	(4,349,033.75)
TRANSFER TO: STATE AGENCY FOR INTERNATIONAL DEVELOPMENT	1975	19 11	1030		31,224,350.15	-	528,711,375.79	-	-	(2,512,974.36)
	1976	72 11	1030		-	-	6,300,000.00	9,197,996.96	-	(-2,897,996.96)
	1975				114,453,861.91	-	35,208,051.02	26,603,808.91	-	(123,058,104.02)
	1974				35,208,051.02	-	-35,208,051.02	-	-	-
SUBTOTAL FY 1976					192,057,799.37	-	64,513,181.66	-	-	(127,544,617.71)
TRANSITION QUARTER UNDISBURSED FUNDS										
	1975	11	1030		(522,502.54)	-	-	522,502.54	-	-
	1974				(4,349,033.75)	-	-	4,349,033.75	-	-
TRANSFER TO: STATE AGENCY FOR INTERNATIONAL DEVELOPMENT	1975	19 11	1030		(2,512,974.36)	-	434,782.20	-	-	2,078,192.16
	1976	72 11	1030		(-2,897,996.96)	-	-4,468,692.18	-	-	1,570,695.22
	1975				(123,058,104.02)	-	732,368.22	-	-	122,325,735.80
	1974				-	-	-	-	-	-
SUBTOTAL TRANSITION QUARTER					(127,544,617.71)	-	-3,301,541.76	4,871,536.29	-	125,974,623.18
ACCOUNTS RECEIVABLE					13,819,268.14	-	-	12,480,259.27	-	1,339,008.87
FUND EQUITIES:										
UNOBLIGATED BALANCE					-11,171,536.29	-	-	99,654,165.42	-	8-110,825,701.71
ACCOUNTS PAYABLE					-44,409,352.98	-	-	-42,226,941.75	-	-2,182,411.23
UNDELIVERED ORDERS					-150,296,178.24	-	-	-135,990,659.13	-	-14,305,519.11
SUBTOTAL 11 1030					-0-	-	61,211,639.90	-61,211,639.90	-	-0-
TOTAL, INDOCHINA POSTWAR RECONSTRUCTION ASSISTANCE FY 1976 . . . . .					-	-	64,513,181.66	-	-	-
TOTAL, INDOCHINA POSTWAR RECONSTRUCTION ASSISTANCE T.Q. . . . .					-	-	-3,301,541.76	-61,211,639.90	-	-
INTERNATIONAL DEVELOPMENT ASSISTANCE										
MULTILATERAL ASSISTANCE										
INTERNATIONAL FINANCIAL INSTITUTIONS										
GENERAL FUND ACCOUNTS										
SPECIAL PAYMENTS TO INTERNATIONAL FINANCIAL INSTITUTIONS, EXECUTIVE FUND RESOURCES:										
UNDISBURSED FUNDS	NO YEAR	11	0050		70,210,336.09	-	-	-	-	(70,210,336.09)
AUTHORITY TO BORROW FROM THE TREASURY					5,715,000,000.00	-	-	-	-	(5,715,000,000.00)
SUBTOTAL FY 1976					5,785,210,336.09	-	-	-	-	(5,785,210,336.09)
TRANSITION QUARTER UNDISBURSED FUNDS										
	NO YEAR	11	0050		(70,210,336.09)	-	-	-	-	70,210,336.09
AUTHORITY TO BORROW FROM THE TREASURY					(5,715,000,000.00)	-	-	-	-	5,715,000,000.00
SUBTOTAL TRANSITION QUARTER					(5,785,210,336.09)	-	-	-	-	5,785,210,336.09
FUND EQUITIES:										
UNOBLIGATED BALANCE					-5,785,210,336.09	-	-	-	-	-5,785,210,336.09
SUBTOTAL 11 0050					-0-	-	-	-	-	-0-
INVESTMENT IN INTER-AMERICAN DEVELOPMENT BANK, EXECUTIVE FUND RESOURCES:										
UNDISBURSED FUNDS	NO YEAR	11	0072		50,000,000.00	225,000,000.00	-275,000,000.00	-	-	-
TRANSFER TO: TREASURY					-	-	275,000,000.00	377,455,057.72	-	(3,715,004,430.80)
SUBTOTAL FY 1976					3,817,459,488.52	225,000,000.00	-	377,455,057.72	-	(3,715,004,430.80)
					3,867,459,488.52	-	-	-	-	-

TRANSITION QUARTER UNDISBURSED FUNDS TRANSFER TO: TREASURY	NO YEAR 11	0072	- - - - -	- - - - -	- - - - -	- - - - -	- - - - -	- - - - -
	NO YEAR 20	11 0072	(3,715,004,430.80)	- - - - -	- - - - -	1,300,000.00	- - - - -	3,713,704,430.80
			(3,715,004,430.80)	- - - - -	- - - - -	1,300,000.00	- - - - -	3,713,704,430.80
FUND EQUITIES: UNOBLIGATED BALANCE UNDELIVERED ORDERS			-2,225,470,949.77	- - - - -	- - - - -	- - - - -	225,000,000.00	-2,450,470,949.77
			-1,641,988,538.75	- - - - -	- - - - -	- - - - -	-378,755,057.72	-1,263,233,481.03
			-0-	- - - - -	- - - - -	- - - - -	-153,755,057.72	-0-
				225,000,000.00	- - - - -	378,755,057.72	- - - - -	-0-
INVESTMENT IN INTERNATIONAL DEVELOPMENT ASSOCIATION, EXECUTIVE FUND RESOURCES: UNDISBURSED FUNDS TRANSFER TO: TREASURY	NO YEAR 11	0073	- - - - -	320,000,000.00	- - - - -	- - - - -	- - - - -	(320,000,000.00)
	NO YEAR 20	11 0073	958,085,865.56	- - - - -	- - - - -	489,792,000.00	- - - - -	(468,293,865.56)
			958,085,865.56	320,000,000.00	- - - - -	489,792,000.00	- - - - -	(788,293,865.56)
TRANSITION QUARTER UNDISBURSED FUNDS TRANSFER TO: TREASURY	NO YEAR 11	0073	(320,000,000.00)	- - - - -	-320,000,000.00	- - - - -	- - - - -	- - - - -
	NO YEAR 20	11 0073	(468,293,865.56)	- - - - -	320,000,000.00	320,000,000.00	- - - - -	468,293,865.56
			(788,293,865.56)	- - - - -	- - - - -	320,000,000.00	- - - - -	468,293,865.56
FUND EQUITIES: UNDELIVERED ORDERS			-958,085,865.56	- - - - -	- - - - -	- - - - -	-489,792,000.00	-468,293,865.56
			-0-	- - - - -	- - - - -	- - - - -	-489,792,000.00	-0-
				320,000,000.00	- - - - -	809,792,000.00	- - - - -	-0-
INVESTMENT IN ASIAN DEVELOPMENT BANK, EXECUTIVE FUND RESOURCES: UNDISBURSED FUNDS TRANSFER TO: TREASURY	NO YEAR 11	0076	- - - - -	145,634,909.00	- - - - -	- - - - -	- - - - -	(145,634,909.00)
	NO YEAR 20	11 0076	264,867,815.17	- - - - -	- - - - -	34,702,362.60	- - - - -	(230,165,452.57)
			264,867,815.17	145,634,909.00	- - - - -	34,702,362.60	- - - - -	(375,800,361.57)
TRANSITION QUARTER UNDISBURSED FUNDS TRANSFER TO: TREASURY	NO YEAR 11	0076	(145,634,909.00)	- - - - -	- - - - -	- - - - -	- - - - -	145,634,909.00
	NO YEAR 20	11 0076	(230,165,452.57)	- - - - -	- - - - -	24,126,982.00	- - - - -	206,038,470.57
			(375,800,361.57)	- - - - -	- - - - -	24,126,982.00	- - - - -	351,673,379.57
FUND EQUITIES: UNOBLIGATED BALANCE UNDELIVERED ORDERS			-144,761,982.00	- - - - -	- - - - -	- - - - -	97,380,945.00	-242,142,927.00
			-120,105,833.17	- - - - -	- - - - -	- - - - -	-10,575,380.60	-109,530,452.57
			-0-	- - - - -	- - - - -	- - - - -	86,805,564.40	-0-
				145,634,909.00	- - - - -	58,829,344.60	- - - - -	-0-
INTERNATIONAL BANK FOR RECONSTRUCTION AND DEVELOPMENT, EXECUTIVE FUND RESOURCES: UNDISBURSED FUNDS TRANSFER TO: TREASURY	NO YEAR 11	0077	- - - - -	- - - - -	- - - - -	- - - - -	- - - - -	- - - - -
	NO YEAR 20	11 0077	1,432,138,502.57	- - - - -	- - - - -	- - - - -	- - - - -	(1,432,138,502.57)
			1,432,138,502.57	- - - - -	- - - - -	- - - - -	- - - - -	(1,432,138,502.57)
TRANSITION QUARTER UNDISBURSED FUNDS TRANSFER TO: TREASURY	NO YEAR 11	0077	- - - - -	- - - - -	- - - - -	- - - - -	- - - - -	- - - - -
	NO YEAR 20	11 0077	(1,432,138,502.57)	- - - - -	- - - - -	- - - - -	- - - - -	1,432,138,502.57
			(1,432,138,502.57)	- - - - -	- - - - -	- - - - -	- - - - -	1,432,138,502.57
FUND EQUITIES: UNOBLIGATED BALANCE			-1,432,138,502.57	- - - - -	- - - - -	- - - - -	- - - - -	-1,432,138,502.57
			-0-	- - - - -	- - - - -	- - - - -	- - - - -	-0-
				- - - - -	- - - - -	- - - - -	- - - - -	-0-
INVESTMENT IN AFRICAN DEVELOPMENT FUND, EXECUTIVE FUND RESOURCES: UNDISBURSED FUNDS	NO YEAR 11	0079	- - - - -	5,000,000.00	- - - - -	- - - - -	- - - - -	(5,000,000.00)
	NO YEAR 20	11 0079	- - - - -	5,000,000.00	- - - - -	- - - - -	- - - - -	(5,000,000.00)
			- - - - -	5,000,000.00	- - - - -	- - - - -	- - - - -	(5,000,000.00)
TRANSITION QUARTER UNDISBURSED FUNDS	NO YEAR 11	0079	(5,000,000.00)	- - - - -	- - - - -	- - - - -	- - - - -	5,000,000.00
	NO YEAR 20	11 0079	(5,000,000.00)	- - - - -	- - - - -	- - - - -	- - - - -	5,000,000.00
			- - - - -	- - - - -	- - - - -	- - - - -	- - - - -	5,000,000.00
FUND EQUITIES: UNOBLIGATED BALANCE			- - - - -	- - - - -	- - - - -	- - - - -	5,000,000.00	-5,000,000.00
			-0-	- - - - -	- - - - -	- - - - -	5,000,000.00	-0-
				5,000,000.00	- - - - -	- - - - -	5,000,000.00	-0-
TOTAL, INTERNATIONAL FINANCIAL INSTITUTIONS FY 1976			- - - - -	695,634,909.00	- - - - -	901,949,420.32	- - - - -	- - - - -
TOTAL, INTERNATIONAL FINANCIAL INSTITUTIONS T.O.			- - - - -	- - - - -	- - - - -	345,426,982.00	-551,741,493.32	- - - - -



MULTILATERAL ORGANIZATIONS, TECHNICAL ASSISTANCE, ECONOMIC ASSISTANCE, EXECUTIVE

FUND RESOURCES:										
UNDISBURSED FUNDS	1974 11	1016	274,041.12	-----	1,016.01	-----	-----	-----	(275,057.13)	
TRANSFER TO:										
STATE	1974 19 11	1016	564,575.20	-----	-----	564,575.20	-----	-----	-----	
AGENCY FOR INTERNATIONAL DEVELOPMENT										
	1974 72 11	1016	1,016.01	-----	-1,016.01	-----	-----	-----	-----	
SUBTOTAL FY 1976				839,632.33	-----	564,575.20	-----	-----	(275,057.13)	
TRANSITION QUARTER										
UNDISBURSED FUNDS	1974 11	1016	(275,057.13)	-----	-274,041.12	-----	1,016.01	-----	-----	
	1974		-----	-----	-----	-----	-----	-----	-----	
	1974		-----	-----	-----	-----	-----	-----	-----	
SUBTOTAL TRANSITION QUARTER				(275,057.13)	-----	-274,041.12	-----	1,016.01	-----	
FUND EQUITIES:										
UNOBLIGATED BALANCE			-274,041.12	-----	-----	-----	-274,041.12	-----	-----	
ACCOUNTS PAYABLE			-564,575.20	-----	-----	-----	-564,575.20	-----	-----	
UNDELIVERED ORDERS			-1,016.01	-----	-----	-----	-1,016.01	-----	-----	
SUBTOTAL 11 1016				-0-	-274,041.12	564,575.20	-838,616.32	-----	-0-	
INDUS BASIN DEVELOPMENT FUND, GRANTS, ECONOMIC ASSISTANCE, EXECUTIVE										
FUND RESOURCES:										
UNDISBURSED FUNDS	1976 11	1017	-----	9,000,000.00	-9,000,000.00	-----	-----	-----	-----	
TRANSFER TO:										
AGENCY FOR INTERNATIONAL DEVELOPMENT										
	1976 72 11	1017	-----	-----	9,000,000.00	9,000,000.00	-----	-----	-----	
SUBTOTAL FY 1976				-----	9,000,000.00	-----	9,000,000.00	-----	-----	
TRANSITION QUARTER										
UNDISBURSED FUNDS	1976 11	1017	-----	2,250,000.00	-2,250,000.00	-----	-----	-----	-----	
TRANSFER TO:										
AGENCY FOR INTERNATIONAL DEVELOPMENT										
	1976 72 11	1017	-----	-----	2,250,000.00	2,250,000.00	-----	-----	-----	
SUBTOTAL TRANSITION QUARTER				-----	2,250,000.00	-----	2,250,000.00	-----	-----	
SUBTOTAL 11 1017				-0-	11,250,000.00	-----	11,250,000.00	-----	-0-	
PROTOTYPE DESALTING PLANT, ECONOMIC ASSISTANCE, EXECUTIVE										
FUND RESOURCES:										
UNDISBURSED FUNDS	NO YEAR 11	1018	-----	-----	-----	-----	-----	-----	-----	
TRANSFER TO:										
AGENCY FOR INTERNATIONAL DEVELOPMENT										
	1975 72 11	1018	20,000,000.00	-----	-----	459,350.00	-----	-----	(19,540,650.00)	
SUBTOTAL FY 1976				20,000,000.00	-----	459,350.00	-----	-----	(19,540,650.00)	
TRANSITION QUARTER										
UNDISBURSED FUNDS	NO YEAR 11	1018	-----	-----	-----	-----	-----	-----	-----	
TRANSFER TO:										
AGENCY FOR INTERNATIONAL DEVELOPMENT										
	1975 72 11	1018	(19,540,650.00)	-----	-----	-454,002.43	-----	19,994,652.43	-----	
SUBTOTAL TRANSITION QUARTER				(19,540,650.00)	-----	-454,002.43	-----	19,994,652.43	-----	
FUND EQUITIES:										
UNDELIVERED ORDERS			-20,000,000.00	-----	-----	-----	-5,347.57	-----	-19,994,652.43	
SUBTOTAL 11 1018				-0-	-----	5,347.57	-5,347.57	-----	-0-	
INDUS BASIN DEVELOPMENT FUND, LOANS, ECONOMIC ASSISTANCE, EXECUTIVE										
FUND RESOURCES:										
UNDISBURSED FUNDS	NO YEAR 11	1020	-----	10,000,000.00	-----	-----	-----	-----	(10,000,000.00)	
TRANSFER TO:										
AGENCY FOR INTERNATIONAL DEVELOPMENT										
	NO YEAR 72 11	1020	200,000.00	-----	-----	199,429.00	-----	-----	(571.00)	
SUBTOTAL FY 1976				200,000.00	10,000,000.00	-----	199,429.00	-----	(10,000,571.00)	
TRANSITION QUARTER										
UNDISBURSED FUNDS	NO YEAR 11	1020	(10,000,000.00)	-----	-10,000,000.00	-----	-----	-----	-----	
TRANSFER TO:										
AGENCY FOR INTERNATIONAL DEVELOPMENT										
	NO YEAR 72 11	1020	(571.00)	-----	10,000,000.00	-----	-----	-----	10,000,571.00	
SUBTOTAL TRANSITION QUARTER				(10,000,571.00)	-----	-----	-----	-----	10,000,571.00	
ACCOUNTS RECEIVABLE							-201,254.29	-----	201,254.29	
FUND EQUITIES:										
UNOBLIGATED BALANCE			-571.00	-----	-----	-----	201,254.29	-----	20-201,825.29	
ACCOUNTS PAYABLE			-199,429.00	-----	-----	-----	-199,429.00	-----	-----	
UNDELIVERED ORDERS			-----	-----	-----	-----	10,000,000.00	-----	-10,000,000.00	
SUBTOTAL 11 1020				-0-	10,000,000.00	-----	199,429.00	9,800,571.00	-0-	

Appropriations, Outlays, and Balances - Continued

Appropriation or Fund Account		Account symbol			Balances beginning of fiscal year 1/	Appropriations and other obligational authority 2/	Transfers, borrowings, and investments (net) 3/	Outlays (net)	Balances withdrawn and other transactions 4/	Balances end of fiscal year 5/
Title	Period of availability	Dept. Reg.	Tr. From	Account No.						
FOREIGN ASSISTANCE-CONTINUED										
INTERNATIONAL DEVELOPMENT ASSISTANCE-CONTINUED										
MULTILATERAL ASSISTANCE-CONTINUED										
INTERNATIONAL ORGANIZATIONS AND PROGRAMS-CONTINUED										
GENERAL FUND ACCOUNTS-CONTINUED										
UNITED NATIONS ENVIRONMENT FUND, ECONOMIC ASSISTANCE, EXECUTIVE										
FUND RESOURCES:										
UNDISBURSED FUNDS	1976	11		1028	- - - - -	\$7,500,000.00	-\$5,000,000.00	- - - - -	- - - - -	(\$2,500,000.00)
TRANSFER TO:										
STATE	1976	19	11	1028	- - - - -	- - - - -	5,000,000.00	- - - - -	- - - - -	(5,000,000.00)
	1975				\$5,000,000.00	- - - - -	- - - - -	\$5,000,000.00	- - - - -	- - - - -
					5,000,000.00	7,500,000.00	- - - - -	5,000,000.00	- - - - -	(7,500,000.00)
	SUBTOTAL FY 1976									
TRANSITION QUARTER UNDISBURSED FUNDS	1976	11		1028	(2,500,000.00)	- - - - -	-2,500,000.00	- - - - -	- - - - -	- - - - -
TRANSFER TO:										
STATE	1976	19	11	1028	(5,000,000.00)	- - - - -	2,500,000.00	6,500,000.00	- - - - -	1,000,000.00
	1975				- - - - -	- - - - -	- - - - -	- - - - -	- - - - -	- - - - -
					(7,500,000.00)	- - - - -	- - - - -	6,500,000.00	- - - - -	1,000,000.00
	SUBTOTAL TRANSITION QUARTER									
FUND EQUITIES:										
ACCOUNTS PAYABLE					-5,000,000.00	- - - - -	- - - - -	- - - - -	-\$4,000,000.00	-1,000,000.00
					-0-	7,500,000.00	- - - - -	11,500,000.00	-4,000,000.00	-0-
	SUBTOTAL 11 1028									
TOTAL, INTERNATIONAL ORGANIZATIONS AND PROGRAMS FY 1976 . . . . .					- - - - -	401,750,000.00	- - - - -	143,879,863.97	- - - - -	- - - - -
TOTAL, INTERNATIONAL ORGANIZATIONS AND PROGRAMS T.Q. . . . .					- - - - -	18,550,000.00	- - - - -	84,285,595.63	192,134,540.40	- - - - -
TOTAL, MULTILATERAL ASSISTANCE FY 1976 . . . . .					- - - - -	1,097,384,909.00	- - - - -	1,045,829,284.29	- - - - -	- - - - -
TOTAL, MULTILATERAL ASSISTANCE T.Q. . . . .					- - - - -	18,550,000.00	- - - - -	429,712,577.63	-359,606,952.92	- - - - -
BILATERAL ASSISTANCE										
GENERAL FUND ACCOUNTS										
FOOD AND NUTRITION, DEVELOPMENT ASSISTANCE, ECONOMIC ASSISTANCE, EXECUTIVE										
FUND RESOURCES:										
UNDISBURSED FUNDS	NO YEAR	11		1023	2,343,297.96	419,800,000.00	-422,076,767.32	- - - - -	- - - - -	(66,530.64)
TRANSFER TO:										
AGRICULTURE	NO YEAR	12	11	1023	231,662.78	- - - - -	- - - - -	230,655.84	- - - - -	(1,006.94)
STATE	NO YEAR	19	11	1023	10,094.97	- - - - -	300,000.00	311,340.52	- - - - -	(-1,245.55)
AGENCY FOR INTERNATIONAL DEVELOPMENT	NO YEAR	72	11	1023	645,922,479.15	- - - - -	427,084,289.48	304,688,371.44	- - - - -	(768,318,397.19)
					648,507,534.86	419,800,000.00	5,307,522.16	305,230,367.80	- - - - -	(768,384,689.22)
	SUBTOTAL FY 1976									
TRANSITION QUARTER UNDISBURSED FUNDS	NO YEAR	11		1023	(66,530.64)	112,500,000.00	-109,738,580.85	- - - - -	- - - - -	2,827,949.79
TRANSFER TO:										
AGRICULTURE	NO YEAR	12	11	1023	(1,006.94)	- - - - -	- - - - -	-1,096.94	- - - - -	2,103.88
STATE	NO YEAR	19	11	1023	(-1,245.55)	- - - - -	30,000.00	26,128.44	- - - - -	2,626.01
AGENCY FOR INTERNATIONAL DEVELOPMENT	NO YEAR	72	11	1023	(768,318,397.19)	- - - - -	90,084,168.25	-11,810,302.19	- - - - -	870,212,867.63
ENERGY RESEARCH AND DEVELOPMENT ADMINISTRATION	NO YEAR	89	11	1023	- - - - -	- - - - -	25,340.95	- - - - -	- - - - -	29,340.95
					(768,384,689.22)	112,500,000.00	-19,595,071.65	-11,785,270.69	- - - - -	873,074,884.26
	SUBTOTAL TRANSITION QUARTER				1,031,270.65	- - - - -	- - - - -	- - - - -	3,878,989.39	15,152,281.26
ACCOUNTS RECEIVABLE										
FUND EQUITIES:										
UNOBLIGATED BALANCE					-162,842,663.75	- - - - -	- - - - -	- - - - -	11,921,012.10	-174,763,675.85
ACCOUNTS PAYABLE					-38,621,522.55	- - - - -	- - - - -	- - - - -	-1,350,296.94	-37,271,225.61
UNDELIVERED ORDERS					-466,074,619.21	- - - - -	- - - - -	- - - - -	210,117,648.85	-676,142,268.06
					-0-	532,300,000.00	-14,287,549.49	293,445,097.11	224,567,353.40	-0-
	SUBTOTAL 11 1023									

POPULATION PLANNING AND HEALTH, DEVELOPMENT ASSISTANCE, ECONOMIC ASSISTANCE, EXECUTIVE FUND RESOURCES:									
UNDISBURSED FUNDS	NO YEAR	11	1024	1,848,376.79	146,400,000.00	-148,147,376.79	-	-	(101,000.00)
TRANSFER TO:									
STATE	NO YEAR	19 11	1024	39,932,447.00	-	16,199,000.00	30,131,447.00	-	(26,000,000.00)
AGENCY FOR INTERNATIONAL DEVELOPMENT	NO YEAR	72 11	1024	238,109,144.32	-	139,922,410.55	152,403,713.17	-	(225,627,841.70)
	NO YEAR	72 11	1024	279,889,968.11	146,400,000.00	7,974,033.76	182,535,160.17	-	(251,728,841.70)
	NO YEAR	72 11	1024						
TRANSITION QUARTER									
UNDISBURSED FUNDS	NO YEAR	11	1024	(101,000.00)	33,450,000.00	-33,551,000.00	-	-	-
TRANSFER TO:									
STATE	NO YEAR	19 11	1024	(26,000,000.00)	-	4,100,000.00	5,100,000.00	-	25,000,000.00
AGENCY FOR INTERNATIONAL DEVELOPMENT	NO YEAR	72 11	1024	(225,627,841.70)	-	41,646,823.84	12,289,795.22	-	254,984,870.32
	NO YEAR	72 11	1024	(251,728,841.70)	33,450,000.00	12,195,823.84	17,389,795.22	-	279,984,870.32
	NO YEAR	72 11	1024	13,546,498.51	-	-	-7,787,774.64	-	21,334,273.15
ACCOUNTS RECEIVABLE									
FUND EQUITIES:									
UNBLIGATED BALANCE				-40,199,276.76	-	-	-	-8,889,785.64	-31,309,491.12
ACCOUNTS PAYABLE				-74,649,739.22	-	-	-	-13,863,411.92	-60,786,327.30
UNDELIVERED ORDERS				-178,587,450.64	-	-	-	30,635,874.41	-209,223,325.05
	NO YEAR	11	1024	-0-	179,850,000.00	20,169,857.60	199,924,955.39	94,902.21	-0-
EDUCATION AND HUMAN RESOURCES DEVELOPMENT, DEVELOPMENT ASSISTANCE, ECONOMIC ASSISTANCE, EXECUTIVE FUND RESOURCES:									
UNDISBURSED FUNDS	NO YEAR	11	1025	1,630,247.54	60,800,000.00	-62,430,247.54	-	-	-
TRANSFER TO:									
STATE	NO YEAR	19 11	1025	-	-	139,000.00	139,000.00	-	-
AGENCY FOR INTERNATIONAL DEVELOPMENT	NO YEAR	72 11	1025	107,898,850.83	-	72,178,996.48	72,569,794.08	-	(107,508,053.23)
	NO YEAR	72 11	1025	109,529,098.37	60,800,000.00	9,887,748.94	72,708,794.08	-	(107,508,053.23)
TRANSITION QUARTER									
UNDISBURSED FUNDS	NO YEAR	11	1025	-	8,800,000.00	-8,800,000.00	-	-	-
TRANSFER TO:									
STATE	NO YEAR	19 11	1025	-	-	25,000.00	25,000.00	-	-
AGENCY FOR INTERNATIONAL DEVELOPMENT	NO YEAR	72 11	1025	(107,508,053.23)	-	8,766,729.80	-1,083,196.84	-	117,357,979.87
	NO YEAR	72 11	1025	(107,508,053.23)	8,800,000.00	-8,270.20	-1,058,196.84	-	117,357,979.87
	NO YEAR	72 11	1025	5,288,931.99	-	-	-5,029,588.48	-	10,318,520.47
ACCOUNTS RECEIVABLE									
FUND EQUITIES:									
UNBLIGATED BALANCE				-32,230,247.54	-	-	-	-23,119,785.43	-9,110,462.11
ACCOUNTS PAYABLE				-10,916,144.59	-	-	-	7,253,133.61	-18,169,278.20
UNDELIVERED ORDERS				-71,671,638.23	-	-	-	28,725,121.80	-100,396,760.03
	NO YEAR	11	1025	-0-	69,600,000.00	9,879,478.74	71,650,597.24	7,828,881.50	-0-
TECHNICAL ASSISTANCE, ENERGY, RESEARCH, RECONSTRUCTION, AND SELECTED DEVELOPMENT PROBLEMS, DEVELOPMENT ASSISTANCE ECONOMIC ASSISTANCE, EXECUTIVE FUND RESOURCES:									
UNDISBURSED FUNDS	NO YEAR	11	1026	803,569.34	57,400,000.00	-55,841,569.34	-	-	(2,362,000.00)
TRANSFER TO:									
STATE	NO YEAR	19 11	1026	-	-	277,000.00	139,000.00	-	(138,000.00)
AGENCY FOR INTERNATIONAL DEVELOPMENT	NO YEAR	72 11	1026	153,066,935.94	-	77,501,940.69	29,735,763.18	-	(200,833,113.45)
	NO YEAR	72 11	1026	153,870,505.28	57,400,000.00	21,937,371.35	29,874,763.18	-	(203,333,113.45)
TRANSITION QUARTER									
UNDISBURSED FUNDS	NO YEAR	11	1026	(2,362,000.00)	11,100,000.00	-13,462,000.00	-	-	-
TRANSFER TO:									
STATE	NO YEAR	19 11	1026	(138,000.00)	-	-	138,000.00	-	-
AGENCY FOR INTERNATIONAL DEVELOPMENT	NO YEAR	72 11	1026	(200,833,113.45)	-	29,369,437.87	30,954,528.75	-	199,248,022.57
	NO YEAR	72 11	1026	(203,333,113.45)	11,100,000.00	15,907,437.87	31,092,528.75	-	199,248,022.57
	NO YEAR	72 11	1026	1,110,355.78	-	-	-2,941,465.28	-	4,051,821.06
ACCOUNTS RECEIVABLE									
FUND EQUITIES:									
UNBLIGATED BALANCE				-17,880,406.19	-	-	-	-16,468,965.74	-1,411,440.45
ACCOUNTS PAYABLE				-3,759,347.27	-	-	-	4,791,985.13	-8,551,332.40
UNDELIVERED ORDERS				-133,341,107.60	-	-	-	59,995,963.18	-193,337,070.78
	NO YEAR	11	1026	-0-	68,500,000.00	37,844,809.22	60,967,291.93	45,377,517.29	-0-

Appropriations, Outlays, and Balances - Continued

Appropriation or Fund Account Title	Period of availability	Account symbol			Balances beginning of fiscal year 1/	Appropriations and other obligational authority 2/	Transfers, borrowings, and investments (net) 3/	Outlays (net)	Balances withdrawn and other transactions 4/	Balances end of fiscal year 5/
		Dept. Reg.	Tr. From	Account No.						
FOREIGN ASSISTANCE-CONTINUED										
INTERNATIONAL DEVELOPMENT ASSISTANCE-CONTINUED										
BILATERAL ASSISTANCE-CONTINUED										
GENERAL FUND ACCOUNTS-CONTINUED										
SELECTED COUNTRIES AND ORGANIZATIONS, DEVELOPMENT ASSISTANCE, ECONOMIC ASSISTANCE, EXECUTIVE FUND RESOURCES:										
UNDISBURSED FUNDS	NO YEAR 11			1027	\$1,963,462.96	- - - - -	-\$1,963,462.96	- - - - -	- - - - -	- - - - -
TRANSFER TO: STATE	NO YEAR 19 11			1027	- - - - -	- - - - -	- - - - -	\$138,000.00	- - - - -	(-\$138,000.00)
AGENCY FOR INTERNATIONAL DEVELOPMENT	NO YEAR 72 11			1027	37,185,102.39	- - - - -	-5,425,071.64	50,761,621.05	- - - - -	(-19,001,590.30)
SUBTOTAL	FY 1976				39,148,565.35	- - - - -	-7,388,534.60	50,899,621.05	- - - - -	(-19,139,590.30)
TRANSITION QUARTER										
UNDISBURSED FUNDS	NO YEAR 11			1027	- - - - -	- - - - -	- - - - -	- - - - -	- - - - -	- - - - -
TRANSFER TO: STATE	NO YEAR 19 11			1027	(-138,000.00)	- - - - -	- - - - -	-138,000.00	- - - - -	- - - - -
AGENCY FOR INTERNATIONAL DEVELOPMENT	NO YEAR 72 11			1027	(-19,001,590.30)	- - - - -	-2,717,063.07	-22,184,943.30	- - - - -	466,289.93
SUBTOTAL TRANSITION QUARTER					(-19,139,590.30)	- - - - -	-2,717,063.07	-22,322,943.30	- - - - -	466,289.93
ACCOUNTS RECEIVABLE					14,060,157.82	- - - - -	- - - - -	- - - - -	\$11,349,964.79	2,710,193.03
FUND EQUITIES:										
UNOBLIGATED BALANCE					-1,886,626.11	- - - - -	- - - - -	- - - - -	-1,702,143.17	-184,482.94
ACCOUNTS PAYABLE					-10,610,630.57	- - - - -	- - - - -	- - - - -	-9,669,330.57	-941,300.00
UNDELIVERED ORDERS					-40,711,466.49	- - - - -	- - - - -	- - - - -	-38,660,766.47	-2,050,700.02
SUBTOTAL 11	1027				-0-	- - - - -	-10,105,597.67	28,576,677.75	- - - - -	-0-
PAYMENT TO FOREIGN SERVICE RETIREMENT AND DISABILITY FUND, EXECUTIVE FUND RESOURCES:										
UNDISBURSED FUNDS	1976 11			1036	- - - - -	\$16,680,000.00	-16,100,000.00	- - - - -	- - - - -	(580,000.00)
TRANSFER TO: AGENCY FOR INTERNATIONAL DEVELOPMENT	1976 72 11			1036	- - - - -	- - - - -	16,100,000.00	16,100,000.00	- - - - -	- - - - -
	1975				-10,000.00	- - - - -	- - - - -	-10,000.00	- - - - -	- - - - -
SUBTOTAL FY 1976					-10,000.00	16,680,000.00	- - - - -	16,090,000.00	- - - - -	(580,000.00)
TRANSITION QUARTER										
UNDISBURSED FUNDS	1976 11			1036	(580,000.00)	- - - - -	-580,000.00	- - - - -	- - - - -	- - - - -
TRANSFER TO: AGENCY FOR INTERNATIONAL DEVELOPMENT	1976 72 11			1036	- - - - -	- - - - -	580,000.00	580,000.00	- - - - -	- - - - -
	1975				- - - - -	- - - - -	- - - - -	- - - - -	- - - - -	- - - - -
SUBTOTAL TRANSITION QUARTER					(580,000.00)	- - - - -	- - - - -	580,000.00	- - - - -	- - - - -
ACCOUNTS RECEIVABLE					10,000.00	- - - - -	- - - - -	- - - - -	10,000.00	- - - - -
SUBTOTAL 11	1036				-0-	16,680,000.00	- - - - -	16,670,000.00	10,000.00	-0-
AMERICAN SCHOOLS AND HOSPITALS ABOARD, ECONOMIC ASSISTANCE, EXECUTIVE FUND RESOURCES:										
UNDISBURSED FUNDS	1976 11			1013	- - - - -	19,800,000.00	-17,600,000.00	- - - - -	- - - - -	(2,200,000.00)
	1975				8,696.33	- - - - -	-8,696.33	- - - - -	- - - - -	- - - - -
	1974				78,295.94	- - - - -	-78,295.94	- - - - -	- - - - -	- - - - -
TRANSFER TO: AGENCY FOR INTERNATIONAL DEVELOPMENT	1976 72 11			1013	- - - - -	- - - - -	17,686,992.27	5,486,414.23	- - - - -	(12,200,578.04)
	1975				9,210,619.78	- - - - -	11,802,064.41	11,546,959.26	- - - - -	(9,465,724.93)
	1974				11,802,064.41	- - - - -	-11,802,064.41	- - - - -	- - - - -	- - - - -
	1973				-2,897.00	- - - - -	- - - - -	-2,897.00	- - - - -	- - - - -
SUBTOTAL FY 1976					21,096,779.46	19,800,000.00	- - - - -	17,030,476.49	- - - - -	(23,866,302.97)
TRANSITION QUARTER										
UNDISBURSED FUNDS	1976 11			1013	(2,200,000.00)	2,400,000.00	-4,600,000.00	- - - - -	- - - - -	- - - - -
	1975				- - - - -	- - - - -	- - - - -	- - - - -	- - - - -	- - - - -
	1974				- - - - -	- - - - -	- - - - -	- - - - -	- - - - -	- - - - -
TRANSFER TO: AGENCY FOR INTERNATIONAL DEVELOPMENT	1976 72 11			1013	(12,200,578.04)	- - - - -	4,626,280.29	5,474,785.75	- - - - -	11,352,072.58
	1975				(9,465,724.93)	- - - - -	-26,280.29	1,506,949.96	- - - - -	7,932,494.68
	1974				- - - - -	- - - - -	- - - - -	- - - - -	- - - - -	- - - - -
	1973				- - - - -	- - - - -	- - - - -	- - - - -	- - - - -	- - - - -
SUBTOTAL TRANSITION QUARTER					(23,866,302.97)	2,400,000.00	- - - - -	6,981,735.71	- - - - -	19,284,567.26
ACCOUNTS RECEIVABLE					2,723,491.44	- - - - -	- - - - -	- - - - -	23,580.51	2,699,910.93

FUND EQUITIES:									
UNOBLIGATED BALANCE			-86,992.27	-	-	-	-	-14,840.42	12-72,151.85
ACCOUNTS PAYABLE			-1,445,677.54	-	-	-	-	-1,169,258.83	-276,418.71
UNDELIVERED ORDERS			-22,287,601.09	-	-	-	-	-651,693.46	-21,635,907.63
			-0-	-	-	-	-	-1,812,212.20	-0-
	SUBTOTAL 11	1013		22,200,000.00			24,012,212.20		
INTERNATIONAL DISASTER ASSISTANCE, ECONOMIC ASSISTANCE, EXECUTIVE FUND RESOURCES:									
UNDISBURSED FUNDS	1976 11	1035	-	95,000,000.00	-85,000,000.00	-	-	-	(10,000,000.00)
	1975		2,809,643.61	-	-	-	-	-	(2,809,643.61)
TRANSFER TO: AGENCY FOR INTERNATIONAL DEVELOPMENT									
	1976 72 11	1035	-	-	85,000,000.00	-	18,261,230.65	-	(66,738,769.35)
	1975		13,133,833.65	-	-	-	7,908,600.66	-	(5,225,232.99)
	SUBTOTAL FY 1976		15,943,477.26	95,000,000.00	-	-	26,169,831.31	-	(84,773,645.95)
TRANSITION QUARTER UNDISBURSED FUNDS									
	1976 11	1035	(10,000,000.00)	10,000,000.00	-10,000,000.00	-	-	-	10,000,000.00
	1975		(2,809,643.61)	-	-	-	-	-	2,809,643.61
TRANSFER TO: AGENCY FOR INTERNATIONAL DEVELOPMENT									
	1976 72 11	1035	(66,738,769.35)	-	10,000,000.00	-	8,157,707.12	-	68,581,062.23
	1975		(5,225,232.99)	-	-	-	31,985.91	-	5,193,247.08
	SUBTOTAL TRANSITION QUARTER		(84,773,645.95)	10,000,000.00	-	-	8,189,693.03	-	86,583,952.92
ACCOUNTS RECEIVABLE			500,000.00	-	-	-	-	-8,697,411.04	9,197,411.04
FUND EQUITIES:									
UNOBLIGATED BALANCE			-2,809,643.61	-	-	-	-	13,481,772.32	12-16,291,415.93
ACCOUNTS PAYABLE			-2,180,613.80	-	-	-	-	14,668,894.20	-16,849,508.00
UNDELIVERED ORDERS			-11,453,219.85	-	-	-	-	51,187,220.18	-62,640,440.03
			-0-	105,000,000.00	-	-	34,359,524.34	70,640,475.66	-0-
	SUBTOTAL 11	1035							
INTER-AMERICAN SOCIAL AND ECONOMIC COOPERATION PROGRAM, EXECUTIVE FUND RESOURCES:									
UNDISBURSED FUNDS	NO YEAR 11	0070	-	-	-	-	-	-	-
TRANSFER TO: AGENCY FOR INTERNATIONAL DEVELOPMENT									
	NO YEAR 72 11	0070	18,130,093.00	-	-	-	-	-	(18,130,093.00)
	SUBTOTAL FY 1976		18,130,093.00	-	-	-	-	-	(18,130,093.00)
TRANSITION QUARTER UNDISBURSED FUNDS									
	NO YEAR 11	0070	-	-	-	-	-	-	-
TRANSFER TO: AGENCY FOR INTERNATIONAL DEVELOPMENT									
	NO YEAR 72 11	0070	(18,130,093.00)	-	-	-	-	-	18,130,093.00
	SUBTOTAL TRANSITION QUARTER		(18,130,093.00)	-	-	-	-	-	18,130,093.00
FUND EQUITIES:									
UNOBLIGATED BALANCE			-	-	-	-	93.00	-	8-93.00
UNDELIVERED ORDERS			-18,130,093.00	-	-	-	-93.00	-	-18,130,000.00
			-0-	-	-	-	-	-	-0-
	SUBTOTAL 11	0070							
OPERATING EXPENSES OF THE AGENCY FOR INTERNATIONAL DEVELOPMENT, EXECUTIVE FUND RESOURCES:									
UNDISBURSED FUNDS	1976 11	1000	-	194,600,000.00	-194,600,000.00	-	-	-	-
TRANSFER TO: AGENCY FOR INTERNATIONAL DEVELOPMENT									
	1976 72 11	1000	-	-	194,600,000.00	-	10,308,982.09	-	(184,291,017.91)
	1975		6,042,186.22	-	-	-	4,545,556.05	-	(4,517,834.89)
	1974		3,021,204.72	-	-	-	-3,021,204.72	-	(52,387.57)
	1972		-415.00	-	-	-	-415.00	-	-
	PRIOR YEARS		367,242.11	-	-	-	-10,466.47	-	(377,708.58)
	SUBTOTAL FY 1976		9,430,218.05	194,600,000.00	-	-	14,791,269.10	-	(189,238,948.95)
TRANSITION QUARTER UNDISBURSED FUNDS									
	1976 11	1000	-	55,500,000.00	-55,500,000.00	-	-	-	-
TRANSFER TO: AGENCY FOR INTERNATIONAL DEVELOPMENT									
	1976 72 11	1000	(184,291,017.91)	-	55,500,000.00	-	195,336,467.77	-	44,454,550.14
	1975		(4,517,834.89)	-	-	-	775,805.92	-	3,742,028.97
	1974		(52,387.57)	-	-	-	-	-	52,387.57
	1972		-	-	-	-	-	-	-
	PRIOR YEARS		(377,708.58)	-	-	-	-3,532.03	-	381,240.61
	SUBTOTAL TRANSITION QUARTER		(189,238,948.95)	55,500,000.00	-	-	196,108,741.66	-	48,630,207.29
ACCOUNTS RECEIVABLE			2,828,485.21	-	-	-	-	1,230,530.84	1,597,954.37
FUND EQUITIES:									
UNOBLIGATED BALANCE			-	-	-	-	4,055,529.64	-	21-4,055,529.64
ACCOUNTS PAYABLE			-3,520,667.51	-	-	-	10,793,124.17	-	-14,313,791.68
UNDELIVERED ORDERS			-8,738,035.75	-	-	-	23,120,804.59	-	-31,858,840.34
			-0-	250,100,000.00	-	-	39,199,989.24	-	-0-
	SUBTOTAL 11	1000							



Appropriations, Outlays, and Balances - Continued

Appropriation or Fund Account		Account symbol			Balances beginning of fiscal year <u>1/</u>	Appropriations and other obligational authority <u>2/</u>	Transfers, borrowings, and investments (net) <u>3/</u>	Outlays (net)	Balances withdrawn and other transactions <u>4/</u>	Balances end of fiscal year <u>5/</u>
Title	Period of availability	Dept Reg	Account No.	Sub. No.						
FOREIGN ASSISTANCE-CONTINUED										
INTERNATIONAL DEVELOPMENT ASSISTANCE-CONTINUED										
BILATERAL ASSISTANCE-CONTINUED										
GENERAL FUND ACCOUNTS-CONTINUED										
ADMINISTRATIVE AND OTHER EXPENSES, SECTION 637 B, FOREIGN ASSISTANCE ACT, ECONOMIC ASSISTANCE, EXECUTIVE FUND RESOURCES:										
UNDISBURSED FUNDS	1975 11		1002		\$1,475.52	-	-	-	-	( \$1,475.52)
	1974				14,752.15	-	-	-	-	( 14,752.15)
TRANSFER TO:										
STATE	1975 19 11		1002		130,743.37	-	-	\$120,588.28	-	( 10,155.09)
	1974				-	-	-	-	-	-
	1976				146,971.04	-	-	120,588.28	-	( 26,382.76)
SUBTOTAL FY	1976									
TRANSITION QUARTER UNDISBURSED FUNDS	1975 11		1002		(1,475.52)	-	\$10,155.09	-	\$11,630.61	-
	1974				( 14,752.15)	-	-	-	14,752.15	-
TRANSFER TO:										
STATE	1975 19 11		1002		( 10,155.09)	-	-10,155.09	-	-	-
	1974				-	-	-	-	-	-
AGENCY FOR INTERNATIONAL DEVELOPMENT	1976 72 11		1002		-	-	-	-621.49	-	621.49
SUBTOTAL TRANSITION QUARTER					( 26,382.76)	-	-	-621.49	26,382.76	621.49
ACCOUNTS RECEIVABLE					5,809.04	-	-	-	4,148.77	1,660.27
FUND EQUITIES:										
UNOBLIGATED BALANCE					-16,227.67	-	-	-	-16,227.67	-
ACCOUNTS PAYABLE					-115,434.86	-	-	-	-113,153.10	-2,281.76
UNDELIVERED ORDERS					-21,117.55	-	-	-	-21,117.55	-
SUBTOTAL 11	1002				-0-	-	-	119,966.79	-119,966.79	-0-
WORLDWIDE TECHNICAL ASSISTANCE, ECONOMIC ASSISTANCE, EXECUTIVE FUND RESOURCES:										
UNDISBURSED FUNDS	PRIOR YEARS 11		1004		-	-	-	-	-	-
TRANSFER TO:										
STATE	PRIOR YEARS 19 11		1004		-	-	-	-1,410.59	-	( 1,410.59)
AGENCY FOR INTERNATIONAL DEVELOPMENT	1974 72 11		1004		-1,102,358.93	-	-	66,677.11	-	(-1,169,036.04)
	PRIOR YEARS				-	-	-	-148,630.38	-	( 148,630.38)
ENERGY RESEARCH AND DEVELOPMENT ADMINISTRATION	1973 89 11		1004		50,445.53	-	-	-	-	( 50,445.53)
SUBTOTAL FY 1976	1976				-1,051,913.40	-	-	-83,363.86	-	(-968,549.54)
TRANSITION QUARTER UNDISBURSED FUNDS	PRIOR YEARS 11		1004		-	-	-	-	-	-
TRANSFER TO:										
STATE	PRIOR YEARS 19 11		1004		( 1,410.59)	-	-	1,410.59	-	-
AGENCY FOR INTERNATIONAL DEVELOPMENT	1974 72 11		1004		(-1,169,036.04)	-	-	-1,018,412.12	-	<sup>9</sup> -150,623.92
	PRIOR YEARS				( 148,630.38)	-	-	149,134.72	-	<sup>9</sup> -504.34
ENERGY RESEARCH AND DEVELOPMENT ADMINISTRATION	1973 89 11		1004		( 50,445.53)	-	-	-50,445.53	-	-
SUBTOTAL TRANSITION QUARTER					(-968,549.54)	-	-	-867,866.81	-	-151,128.26
ACCOUNTS RECEIVABLE					1,102,358.93	-	-	-	951,230.67	151,128.26
FUND EQUITIES:										
UNDELIVERED ORDERS					-50,445.53	-	-	-	-50,445.53	-
SUBTOTAL 11	1004				-0-	-	-	-50,445.53	900,785.14	-0-
PROGRAMS RELATING TO POPULATION GROWTH, ECONOMIC ASSISTANCE, EXECUTIVE FUND RESOURCES:										
UNDISBURSED FUNDS	PRIOR YEARS 11		1007		-	-	-	-	-	-
TRANSFER TO:										
AGENCY FOR INTERNATIONAL DEVELOPMENT	1974 72 11		1007		76,209.11	-	-	24,240.05	-	( 51,969.06)
	1973				-100,000.00	-	-	-42,727.94	-	(-57,272.06)
	PRIOR YEARS				-	-	-	-57,096.96	-	( 57,096.96)
SUBTOTAL FY 1976	1976				-23,790.89	-	-	-75,584.85	-	( 51,793.96)

TRANSITION QUARTER UNDISBURSED FUNDS	PRIOR YEARS 11	1007	-	-	-	-	-	-	-
TRANSFER TO:									
AGENCY FOR INTERNATIONAL DEVELOPMENT	1974 72 11	1007	(51,969.06)	-	-	-	51,969.06	-	-
	1973		(-57,272.06)	-	-	-	-57,272.06	-	-
	PRIOR YEARS		(57,096.96)	-	-	-	57,096.96	-	-
	1972		(51,793.96)	-	-	-	51,793.96	-	-
SUBTOTAL TRANSITION QUARTER			100,000.00	-	-	-	-	100,000.00	-
ACCOUNTS RECEIVABLE									
FUND EQUITIES:									
ACCOUNTS PAYABLE			-76,209.11	-	-	-	-	-76,209.11	-
			-0-	-	-	-	-	23,790.89	-0-
SUBTOTAL 11		1007							
SURVEYS OF INVESTMENT OPPORTUNITIES, ECONOMIC ASSISTANCE, EXECUTIVE									
FUND RESOURCES:									
UNDISBURSED FUNDS	1973 11	1008	-	-	35,673.90	-	-	-	(35,673.90)
TRANSFER TO:									
OVERSEAS PRIVATE INVESTMENT CORPORATION	1973 71 11	1008	12,763.76	-	-	-12,763.76	-	-	-
AGENCY FOR INTERNATIONAL DEVELOPMENT	1973 72 11	1008	-	-	-22,910.14	-	-22,910.14	-	-
SUBTOTAL FY 1976			12,763.76	-	-	-22,910.14	-	-22,910.14	(35,673.90)
TRANSITION QUARTER UNDISBURSED FUNDS	1973 11	1008	(35,673.90)	-	-	-	-	35,673.90	-
SUBTOTAL TRANSITION QUARTER			(35,673.90)	-	-	-	-	35,673.90	-
FUND EQUITIES:									
UNOBLIGATED BALANCE			-12,763.76	-	-	-	-	-12,763.76	-
			-0-	-	-	-	-	22,910.14	-0-
SUBTOTAL 11		1008							
REFUGEE RELIEF ASSISTANCE (BANGLADESH) ECONOMIC ASSISTANCE, EXECUTIVE									
FUND RESOURCES:									
UNDISBURSED FUNDS	1975 11	1009	-	-	-	-	-	-	-
TRANSFER TO:									
AGENCY FOR INTERNATIONAL DEVELOPMENT	1974 72 11	1009	5,720,108.95	-	-	-	3,432,192.35	-	(2,287,916.60)
	1973		-104.88	-	-	-	-104.88	-	-
SUBTOTAL FY 1976			5,720,004.07	-	-	-	3,432,087.47	-	(2,287,916.60)
TRANSITION QUARTER UNDISBURSED FUNDS	1975 11	1009	-	-	-	-	-	-	-
TRANSFER TO:									
AGENCY FOR INTERNATIONAL DEVELOPMENT	1975 72 11	1009	-	-	-	-	-62,735.52	-	62,735.52
	1974		(2,287,916.60)	-	-	-2,303,323.58	-15,406.98	-	-
	1973		-	-	-	-	-	-	-
PRIOR YEARS			-	-	2,303,323.58	-	-	2,303,323.58	-
SUBTOTAL TRANSITION QUARTER			(2,287,916.60)	-	-	-	-78,142.50	-	2,366,059.10
ACCOUNTS RECEIVABLE			1,047,839.04	-	-	-	-	813,706.27	234,132.77
FUND EQUITIES:									
UNOBLIGATED BALANCE			-	-	-	-	-	1,335,208.00	<sup>12</sup> -1,335,208.00
ACCOUNTS PAYABLE			-3,006,148.03	-	-	-	-	-2,839,412.51	-1,666,735.52
UNDELIVERED ORDERS			-3,761,695.08	-	-	-	-	-2,663,446.73	-1,098,248.35
			-0-	-	-	-	3,353,944.97	-3,353,944.97	-0-
SUBTOTAL 11		1009							
ALLIANCE FOR PROGRESS, TECHNICAL ASSISTANCE, ECONOMIC ASSISTANCE, EXECUTIVE									
FUND RESOURCES:									
UNDISBURSED FUNDS	1975 11	1010	-	-	-	-	-	-	-
TRANSFER TO:									
STATE	1974 19 11	1010	-	-	-	-	-499.00	-	(499.00)
AGENCY FOR INTERNATIONAL DEVELOPMENT	1975 72 11	1010	-	-	-	-	1,569.99	-	(-1,569.99)
	1974		1,240,577.99	-	-	-	258,414.20	-	(982,163.79)
	1972		-	-	-	-	-3,433.30	-	(3,433.30)
PRIOR YEARS			-	-	-	-	-568,055.15	-	(568,055.15)
SUBTOTAL FY 1976			1,240,577.99	-	-	-	-312,003.26	-	(1,552,581.25)
TRANSITION QUARTER UNDISBURSED FUNDS	1975 11	1010	-	-	-	-	-	-	-
TRANSFER TO:									
STATE	1974 19 11	1010	(499.00)	-	-	-	499.00	-	-
AGENCY FOR INTERNATIONAL DEVELOPMENT	1975 72 11	1010	(-1,569.99)	-	-	-	-3,698.88	-	2,128.89
	1974		(982,163.79)	-	-	-	972,602.51	-	9,561.28
	1972		(3,433.30)	-	-	-	3,433.30	-	-
PRIOR YEARS			(568,055.15)	-	-	-	568,055.15	-	-
SUBTOTAL TRANSITION QUARTER			(1,552,581.25)	-	-	-	1,540,891.08	-	11,690.17
FUND EQUITIES:									
ACCOUNTS PAYABLE			-1,240,577.99	-	-	-	-	-1,228,887.82	-11,690.17
			-0-	-	-	-	-	-1,228,887.82	-0-
SUBTOTAL 11		1010							

Appropriations, Outlays, and Balances - Continued

Appropriation or Fund Account		Account symbol			Balances beginning of fiscal year <sup>1/</sup>	Appropriations and other obligational authority <sup>2/</sup>	Transfers, borrowings, and investments (net) <sup>3/</sup>	Outlays (net)	Balances withdrawn and other transactions <sup>4/</sup>	Balances end of fiscal year <sup>5/</sup>
Title	Period of availability	Dept Reg	Account No.	Sub. No.						
FOREIGN ASSISTANCE-CONTINUED										
INTERNATIONAL DEVELOPMENT ASSISTANCE-CONTINUED										
BILATERAL ASSISTANCE-CONTINUED										
GENERAL FUND ACCOUNTS-CONTINUED										
NATIONAL ASSOCIATION OF THE PARTNERS OF THE ALLIANCE INC., ECONOMIC ASSISTANCE, EXECUTIVE FUND RESOURCES:										
UNDISBURSED FUNDS	1974	11	1014		- - - - -	- - - - -	- - - - -	- - - - -	- - - - -	- - - - -
TRANSFER TO:										
AGENCY FOR INTERNATIONAL DEVELOPMENT	1974	72	11	1014	\$137.00	- - - - -	\$137.00	- - - - -	- - - - -	- - - - -
SUBTOTAL FY 1976					137.00	- - - - -	137.00	- - - - -	- - - - -	- - - - -
FUND EQUITIES:										
ACCOUNTS PAYABLE					-137.00	- - - - -	- - - - -	-137.00	- - - - -	- - - - -
SUBTOTAL 11				1014	-0-	- - - - -	137.00	-137.00	- - - - -	-0-
AFRICAN DEVELOPMENT PROGRAM, ECONOMIC ASSISTANCE, EXECUTIVE FUND RESOURCES:										
UNDISBURSED FUNDS	1976	11	1029		- - - - -	\$5,000,000.00	- - - - -	- - - - -	- - - - -	(\$5,000,000.00)
	1975				28,198.69	- - - - -	- - - - -	- - - - -	- - - - -	(28,198.69)
	1974				108,804.52	- - - - -	- - - - -	- - - - -	- - - - -	(108,804.52)
TRANSFER TO										
AGENCY FOR INTERNATIONAL DEVELOPMENT	1975	72	11	1029	- - - - -	- - - - -	-414.93	- - - - -	- - - - -	(414.93)
	1974				4,090,475.33	- - - - -	3,566,084.76	- - - - -	- - - - -	(524,390.57)
SUBTOTAL FY 1976					4,227,478.54	5,000,000.00	3,565,669.83	- - - - -	- - - - -	(5,661,808.71)
TRANSITION QUARTER										
UNDISBURSED FUNDS	1976	11	1029		(5,000,000.00)	- - - - -	-5,000,000.00	- - - - -	- - - - -	- - - - -
	1975				(28,198.69)	- - - - -	-28,198.69	- - - - -	- - - - -	- - - - -
	1974				(108,804.52)	- - - - -	-108,804.52	- - - - -	- - - - -	- - - - -
TRANSFER TO										
AGENCY FOR INTERNATIONAL DEVELOPMENT	1976	72	11	1029	- - - - -	- - - - -	5,871,745.09	- - - - -	- - - - -	5,871,745.09
	1975				(414.93)	- - - - -	414.93	- - - - -	- - - - -	- - - - -
	1974				(524,390.57)	- - - - -	22-864,509.90	-340,119.33	- - - - -	- - - - -
PRIOR YEARS					- - - - -	- - - - -	129,768.02	- - - - -	- - - - -	129,768.02
SUBTOTAL TRANSITION QUARTER					(5,661,808.71)	- - - - -	-339,704.40	- - - - -	- - - - -	6,001,513.11
ACCOUNTS RECEIVABLE					3,934,942.11	- - - - -	- - - - -	3,266,210.05	- - - - -	668,732.06
FUND EQUITIES:										
UNOBLIGATED BALANCE					-137,003.21	- - - - -	- - - - -	803,645.16	- - - - -	12-940,648.37
ACCOUNTS PAYABLE					-4,747,620.46	- - - - -	- - - - -	-4,379,890.93	- - - - -	-367,729.53
UNDELIVERED ORDERS					-3,277,796.98	- - - - -	- - - - -	2,084,070.29	- - - - -	-5,361,867.27
SUBTOTAL 11				1029	-0-	5,000,000.00	3,225,965.43	1,774,034.57	- - - - -	-0-
DISASTER RELIEF ASSISTANCE, EXECUTIVE FUND RESOURCES:										
UNDISBURSED FUNDS	NO YEAR	11	1031		30,735,416.02	- - - - -	-30,735,416.02	- - - - -	- - - - -	- - - - -
TRANSFER TO:										
AGENCY FOR INTERNATIONAL DEVELOPMENT	NO YEAR	72	11	1031	96,187,292.29	- - - - -	30,735,416.02	29,624,684.03	- - - - -	(97,298,024.28)
SUBTOTAL FY 1976					126,922,708.31	- - - - -	29,624,684.03	- - - - -	- - - - -	(97,298,024.28)
TRANSITION QUARTER										
UNDISBURSED FUNDS	NO YEAR	11	1031		- - - - -	- - - - -	- - - - -	- - - - -	- - - - -	- - - - -
TRANSFER TO:										
AGENCY FOR INTERNATIONAL DEVELOPMENT	NO YEAR	72	11	1031	(97,298,024.28)	- - - - -	- - - - -	14,998,393.91	- - - - -	82,299,630.37
SUBTOTAL TRANSITION QUARTER					(97,298,024.28)	- - - - -	- - - - -	14,998,393.91	- - - - -	82,299,630.37
ACCOUNTS RECEIVABLE					4,485,499.52	- - - - -	- - - - -	-274,533.99	- - - - -	4,760,033.51
FUND EQUITIES:										
UNOBLIGATED BALANCE					-30,735,416.02	- - - - -	- - - - -	-23,584,930.59	- - - - -	-7,150,485.43
ACCOUNTS PAYABLE					-2,991,540.80	- - - - -	- - - - -	2,819,882.79	- - - - -	-5,811,423.59
UNDELIVERED ORDERS					-97,681,251.01	- - - - -	- - - - -	-23,583,496.15	- - - - -	-74,097,754.86
SUBTOTAL 11				1031	-0-	- - - - -	44,623,077.94	-44,623,077.94	- - - - -	-0-

ALBERT SCHWEITZER HOSPITAL, ECONOMIC ASSISTANCE, EXECUTIVE									
FUND RESOURCES:									
UNDISBURSED FUNDS	1974 11	1033	-	-	-	-	-	-	-
TRANSFER TO:									
AGENCY FOR INTERNATIONAL DEVELOPMENT	1974 72 11	1033	999,394.29	-	-	-	7,028.18	-	(992,366.11)
SUBTOTAL FY 1976			999,394.29	-	-	-	7,028.18	-	(992,366.11)
TRANSITION QUARTER									
UNDISBURSED FUNDS									
TRANSFER TO:	1974 11	1033	-	-	-	-	-	-	-
AGENCY FOR INTERNATIONAL DEVELOPMENT	1974 72 11	1033	(992,366.11)	-	-	-	-7,633.89	-	-
PRIOR YEARS			-	-	-	-	-	-	1,000,000.00
SUBTOTAL TRANSITION QUARTER			(992,366.11)	-	-	-	-7,633.89	-	1,000,000.00
FUND EQUITIES:									
UNDELIVERED ORDERS			-999,394.29	-	-	-	-	605.71	-1,000,000.00
SUBTOTAL 11	1033		-0-	-	-	-	-605.71	605.71	-0-
ASSISTANCE TO PORTUGAL AND PORTUGUESE COLONIES IN AFRICA GAINING INDEPENDENCE, ECONOMIC ASSISTANCE, EXECUTIVE									
FUND RESOURCES:									
UNDISBURSED FUNDS	1975 11	1034	4,600,764.00	-	-	-	-	-	-
TRANSFER TO:									
AGENCY FOR INTERNATIONAL DEVELOPMENT	1976 72 11	1034	-	-	-	4,600,764.00	1,845,102.37	-	(2,755,661.63)
1975			19,899,236.00	-	-	-	7,596,862.67	-	(12,302,373.33)
SUBTOTAL FY 1976			24,500,000.00	-	-	-	9,441,965.04	-	(15,058,034.96)
TRANSITION QUARTER									
UNDISBURSED FUNDS									
TRANSFER TO:	1975 11	1034	-	-	-	-	-	-	-
AGENCY FOR INTERNATIONAL DEVELOPMENT	1976 72 11	1034	(2,755,661.63)	-	-	-	150,764.00	-	2,604,897.63
1975			(12,302,373.33)	-	-	-	341,040.82	-	11,961,332.51
SUBTOTAL TRANSITION QUARTER			(15,058,034.96)	-	-	-	491,804.82	-	14,566,230.14
ACCOUNTS RECEIVABLE									
FUND EQUITIES:									
UNOBLIGATED BALANCE			-4,600,764.00	-	-	-	-	-3,295,000.00	<sup>12</sup> -1,305,764.00
ACCOUNTS PAYABLE			-31,000.00	-	-	-	-	193,000.00	-224,000.00
UNDELIVERED ORDERS			-19,868,236.00	-	-	-	-	-6,398,290.98	-13,469,945.02
SUBTOTAL 11	1034		-0-	-	-	-	9,933,769.86	-9,933,769.86	-0-
PUBLIC ENTERPRISE FUNDS									
DEVELOPMENT LOAN FUND, EXECUTIVE									
FUND RESOURCES:									
UNDISBURSED FUNDS	NO YEAR 11	4103	-	-	-	2,432.28	-	-	(2,432.28)
TRANSFER TO:									
JUSTICE	NO YEAR 15 11	4103 11	2,432.28	-	-	-	-2,432.28	-	-
STATE	NO YEAR 19 11	4103	600,000.00	-	-	-	600,000.00	-	-
AGENCY FOR INTERNATIONAL DEVELOPMENT	NO YEAR 72 11	4103	305,800,070.89	-	-	-	-18,017,454.79	94,826,240.80	(192,956,375.30)
SUBTOTAL FY 1976			306,402,503.17	-	-	-	-18,017,454.79	95,426,240.80	(192,958,807.58)
TRANSITION QUARTER									
UNDISBURSED FUNDS									
TRANSFER TO:	NO YEAR 11	4103	(2,432.28)	-	-	-	-2,432.28	-	-
AGENCY FOR INTERNATIONAL DEVELOPMENT	NO YEAR 72 11	4103	(192,956,375.30)	-	-	-	-1,909,084.93	77,134,801.27	113,912,489.10
SUBTOTAL TRANSITION QUARTER			(192,958,807.58)	-	-	-	-1,911,517.21	77,134,801.27	113,912,489.10
ACCOUNTS RECEIVABLE			59,095,866.02	-	-	-	-	27,551,579.61	31,544,286.41
FUND EQUITIES:									
UNOBLIGATED BALANCE			-58,785,427.30	-	-	-	-	-27,705,456.77	<sup>8</sup> -31,079,970.53
ACCOUNTS PAYABLE			-9,039,397.63	-	-	-	-	-6,981,527.17	-2,057,870.46
UNDELIVERED ORDERS			-297,673,544.26	-	-	-	-	-185,354,609.74	-112,318,934.52
SUBTOTAL 11	4103		-0-	-	-	-	-19,928,972.00	172,561,042.07	-0-
ALLIANCE FOR PROGRESS LOAN FUND, EXECUTIVE									
FUND RESOURCES:									
UNDISBURSED FUNDS	NO YEAR 11	4111	-	-	-	-	-	-	-
TRANSFER TO:									
AGENCY FOR INTERNATIONAL DEVELOPMENT	NO YEAR 72 11	4111	407,531,569.20	-	-	-	-19,700,686.82	157,344,428.88	(230,486,453.50)
SUBTOTAL FY 1976			407,531,569.20	-	-	-	-19,700,686.82	157,344,428.88	(230,486,453.50)
TRANSITION QUARTER									
UNDISBURSED FUNDS									
TRANSFER TO:	NO YEAR 11	4111	-	-	-	-	-	-	-
AGENCY FOR INTERNATIONAL DEVELOPMENT	NO YEAR 72 11	4111	(230,486,453.50)	-	-	-	-3,820,894.05	30,465,543.28	196,200,016.17
SUBTOTAL TRANSITION QUARTER			(230,486,453.50)	-	-	-	-3,820,894.05	30,465,543.28	196,200,016.17
ACCOUNTS RECEIVABLE			13,567,765.35	-	-	-	-	-1,893,728.01	15,461,493.36

FOOTNOTES AT END OF CHAPTER

Appropriations, Outlays, and Balances - Continued

Appropriation or Fund Account		Account symbol			Balances beginning of fiscal year <sup>1/</sup>	Appropriations and other obligational authority <sup>2/</sup>	Transfers, borrowings, and investments (net) <sup>3/</sup>	Outlays (net)	Balances withdrawn and other transactions <sup>4/</sup>	Balances end of fiscal year <sup>5/</sup>
Title	Period of availability	Dept. Reg.	Account No.	Sub. No.						
FOREIGN ASSISTANCE-CONTINUED										
INTERNATIONAL DEVELOPMENT ASSISTANCE-CONTINUED										
BILATERAL ASSISTANCE-CONTINUED										
PUBLIC ENTERPRISE FUNDS-CONTINUED										
ALLIANCE FOR PROGRESS LOAN FUND, EXECUTIVE-CONTINUED										
FUND EQUITIES:										
UNOBLIGATED BALANCE					- \$13,529,099.32	- - - - -	- - - - -	- - - - -	\$1,862,832.89	<sup>8</sup> - \$15,391,932.21
ACCOUNTS PAYABLE					-1,261,592.25	- - - - -	- - - - -	- - - - -	-385,687.95	-875,904.30
UNDELIVERED ORDERS					-406,308,642.98	- - - - -	- - - - -	- - - - -	-210,914,969.96	-195,393,673.02
SUBTOTAL 11 4111					-0-	- - - - -	- - - - -	- - - - -	-211,331,553.03	-0-
DEVELOPMENT LOAN FUND, LIQUIDATION ACCOUNT, EXECUTIVE										
FUND RESOURCES:										
UNDISBURSED FUNDS					- - - - -	- - - - -	- - - - -	- - - - -	- - - - -	- - - - -
TRANSFER TO:										
AGENCY FOR INTERNATIONAL DEVELOPMENT					1,038.50	- - - - -	- - - - -	1,038.50	- - - - -	- - - - -
SUBTOTAL FY 1976					1,038.50	- - - - -	- - - - -	1,038.50	- - - - -	- - - - -
					2,347,959.62	- - - - -	- - - - -	- - - - -	2,347,959.62	- - - - -
ACCOUNTS RECEIVABLE										
FUND EQUITIES:										
UNOBLIGATED BALANCE					-2,347,959.62	- - - - -	- - - - -	- - - - -	-2,347,959.62	- - - - -
ACCOUNTS PAYABLE					-1,038.50	- - - - -	- - - - -	- - - - -	-1,038.50	- - - - -
UNDELIVERED ORDERS					-0-	- - - - -	- - - - -	- - - - -	-1,038.50	-0-
SUBTOTAL 11 4385					-0-	- - - - -	- - - - -	1,038.50	-1,038.50	-0-
HOUSING GUARANTY FUND, AGENCY FOR INTERNATIONAL DEVELOPMENT										
FUND RESOURCES:										
UNDISBURSED FUNDS					48,205,792.53	- - - - -	- - - - -	-91,742.29	- - - - -	(48,297,534.82)
SUBTOTAL FY 1976					48,205,792.53	- - - - -	- - - - -	-91,742.29	- - - - -	(48,297,534.82)
TRANSITION QUARTER										
UNDISBURSED FUNDS										
SUBTOTAL TRANSITION QUARTER					(48,297,534.82)	- - - - -	- - - - -	615,629.77	- - - - -	47,681,905.05
					(48,297,534.82)	- - - - -	- - - - -	615,629.77	- - - - -	47,681,905.05
					982,148.07	- - - - -	- - - - -	- - - - -	-64,454.19	1,046,602.26
ACCOUNTS RECEIVABLE										
FUND EQUITIES:										
UNOBLIGATED BALANCE					-47,682,020.24	- - - - -	- - - - -	- - - - -	-446,272.38	-47,235,747.86
ACCOUNTS PAYABLE					-317,648.81	- - - - -	- - - - -	- - - - -	240,551.20	-58,160,538.00
UNDELIVERED ORDERS					-1,188,271.55	- - - - -	- - - - -	- - - - -	-253,712.11	-934,559.44
SUBTOTAL 72 4340					-0-	- - - - -	- - - - -	523,887.48	-523,887.48	-0-
INSURANCE AND GUARANTY RESERVE FUND, OVERSEAS PRIVATE INVESTMENT CORPORATION, EXECUTIVE										
FUND RESOURCES:										
UNDISBURSED FUNDS					- - - - -	- - - - -	- - - - -	- - - - -	- - - - -	- - - - -
TRANSFER TO:										
OVERSEAS PRIVATE INVESTMENT CORPORATION					80,803,886.81	- - - - -	- - - - -	-462,326.61	- - - - -	(81,266,213.42)
SUBTOTAL FY 1976					80,803,886.81	- - - - -	- - - - -	-462,326.61	- - - - -	(81,266,213.42)
TRANSITION QUARTER										
UNDISBURSED FUNDS										
SUBTOTAL TRANSITION QUARTER					- - - - -	- - - - -	- - - - -	- - - - -	- - - - -	- - - - -
					- - - - -	- - - - -	- - - - -	- - - - -	- - - - -	- - - - -
					- - - - -	- - - - -	- - - - -	- - - - -	- - - - -	- - - - -
					44,406,264.59	- - - - -	- - - - -	- - - - -	- - - - -	76,438,874.23
					(81,266,213.42)	- - - - -	- - - - -	4,827,339.19	- - - - -	76,438,874.23
					(81,266,213.42)	- - - - -	- - - - -	4,827,339.19	- - - - -	76,438,874.23
					44,406,264.59	- - - - -	- - - - -	- - - - -	-3,517,081.59	47,923,346.18
ACCOUNTS RECEIVABLE										
FUND EQUITIES:										
UNOBLIGATED BALANCE					-29,101,933.43	- - - - -	- - - - -	- - - - -	4,577,011.73	-33,678,945.16
ACCOUNTS PAYABLE					-46,936,713.97	- - - - -	- - - - -	- - - - -	-3,776,175.97	-43,160,538.00
UNDELIVERED ORDERS					-49,171,504.00	- - - - -	- - - - -	- - - - -	-1,648,766.75	-47,522,737.25
SUBTOTAL 11 0083					-0-	- - - - -	- - - - -	4,365,012.58	-4,365,012.58	-0-
OVERSEAS PRIVATE INVESTMENT CORPORATION										
FUND RESOURCES:										
UNDISBURSED FUNDS					24,376,547.03	- - - - -	-50,755,000.00	-47,823,840.35	- - - - -	(21,445,387.38)
AUTHORITY TO BORROW FROM THE TREASURY					100,000,000.00	- - - - -	- - - - -	- - - - -	- - - - -	(100,000,000.00)
INVESTMENTS IN PUBLIC DEBT SECURITIES					205,350,000.00	- - - - -	50,755,000.00	- - - - -	- - - - -	(256,105,000.00)
SUBTOTAL FY 1976					329,726,547.03	- - - - -	- - - - -	-47,823,840.35	- - - - -	(377,550,387.38)



Appropriations, Outlays, and Balances - Continued

Appropriation or Fund Account Title	Period of availability		Account symbol		Balances beginning of fiscal year	Appropriations and other obligations authority	Transfers, borrowings, and investments (net)	Outlays (net)	Balances withdrawn and other transactions	Balances end of fiscal year
	Dept. Reg.	Tr. from	Account No.	Sub No.						
FOREIGN ASSISTANCE--CONTINUED										
INTERNATIONAL DEVELOPMENT ASSISTANCE--CONTINUED										
BILATERAL ASSISTANCE--CONTINUED										
TRUST FUND ACCOUNTS										
TECHNICAL ASSISTANCE, UNITED STATES DOLLARS ADVANCED FROM FOREIGN GOVERNMENTS, AGENCY FOR INTERNATIONAL DEVELOPMENT FUND RESOURCES:										
UNDISBURSED FUNDS										
NO YEAR 72			8502		\$5,684,872.32	\$5,223,542.73		\$5,611,768.36		\$5,296,646.69
SUBTOTAL					5,684,872.32	5,223,542.73		5,611,768.36		(5,296,646.69)
TRANSITION QUARTER UNDISBURSED FUNDS			8502		(5,296,646.69)	679,475.61		555,919.05		5,420,203.25
ACCOUNTS RECEIVABLE					291,672.00	679,475.61		555,919.05	\$190,960.62	5,420,203.25
FUND EQUITIES:										
UNOBLIGATED BALANCE					-1,211,824.31				1,096,753.62	-2,308,577.93
ACCOUNTS PAYABLE									820,253.22	-820,253.22
UNDELIVERED ORDERS					-4,764,720.01				-2,372,636.53	-2,392,083.48
SUBTOTAL			8502		-0-	5,903,018.34		6,167,687.41	-264,669.07	-0-
GIFTS AND DONATIONS, AGENCY FOR INTERNATIONAL DEVELOPMENT FUND RESOURCES:										
UNDISBURSED FUNDS										
NO YEAR 72			8824		5.00	54.12		29.12		(30.00)
SUBTOTAL					5.00	54.12		29.12		(30.00)
TRANSITION QUARTER UNDISBURSED FUNDS			8824		(30.00)					30.00
FUND EQUITIES:										
UNOBLIGATED BALANCE					-5.00				25.00	-30.00
SUBTOTAL			8824		-0-	54.12		29.12	25.00	-0-
DEDUCTIONS FOR OFFSETTING RECEIPTS <sup>19</sup>										
PROPRIETARY RECEIPTS FROM THE PUBLIC										
TRANSITION QUARTER PROPRIETARY RECEIPTS FROM THE PUBLIC										
NO YEAR 72						-357,249,368.31		-357,249,368.31		
SUBTOTAL						-169,889,365.82		-169,889,365.82		
TOTAL, BILATERAL ASSISTANCE FY 1976										
TOTAL, BILATERAL ASSISTANCE 1976						663,454,228.54		623,530,882.24		
TOTAL, INTERNATIONAL DEVELOPMENT ASSISTANCE FY 1976						64,540,109.79		179,347,819.05	-74,884,362.96	
TOTAL, INTERNATIONAL DEVELOPMENT ASSISTANCE FY 1976						1,760,839,137.54		1,669,360,166.53		
TOTAL, INTERNATIONAL DEVELOPMENT ASSISTANCE 1976						83,090,109.79		609,060,396.68	-434,491,315.88	
INTERNATIONAL NARCOTICS CONTROL ASSISTANCE <sup>24</sup>										
INTERNATIONAL NARCOTICS CONTROL, ECONOMIC ASSISTANCE, EXECUTIVE FUND RESOURCES:										
UNDISBURSED FUNDS										
1976 11			1022			37,500,000.00				
1975					148,326.94					
1974					769,973.61					
TRANSFER TO:										
SPECIAL ACTION OFFICE FOR DRUG ABUSE PREVENTION										
JUSTICE, DRUG ENFORCEMENT ADMINISTRATION										
STATE										
1975 11			1022	55	6,983.75					(250.00)
1975 15 11			1022	11	160,000.00					(48,122.77)
1976 19 11			1022							(7,229,680.00)
1975					5,969,816.80					(4,675,868.28)
1974					2,000,000.00					

AGENCY FOR INTERNATIONAL DEVELOPMENT												
1976	72	11	1022									(12,991,672.63)
1975												(2,776,770.29)
1974												(1,643,785.26)
SUBTOTAL FY 1976												
1976	11	1022										(34,999,183.53)
1975												1,535,202.99
1974												
TRANSFER TO:												
SPECIAL ACTION OFFICE FOR DRUG ABUSE PREVENTION												
1975	11	1022	55	(250.00)								250.00
1975	15	11	1022	(68,122.77)								
1976	19	11	1022	(7,229,680.00)								6,847,931.32
1975				(4,675,868.28)								4,675,868.28
1974												
AGENCY FOR INTERNATIONAL DEVELOPMENT												
1976	72	11	1022	(12,991,672.63)								25,385,094.14
1975				(2,776,770.29)								2,918,319.23
1974				(1,643,785.26)								36,525.28
SUBTOTAL TRANSITION QUARTER												
1976	72	11	1022	(34,999,183.53)								41,330,396.83
1975				183,497.33								187,873.11
1974												
ACCOUNTS RECEIVABLE												
FUND EQUITIES:												
UNOBLIGATED BALANCE												
1976	72	11	1022	(923,034.30)								1,961,650.50
1975				(13,398,761.90)								218,169.34
1974				(25,449,433.55)								432,779.45
1975				-0-								1,742,664.61
UNDELIVERED ORDERS												
SUBTOTAL 11 1022												
TOTAL, INTERNATIONAL NARCOTICS CONTROL ASSISTANCE FY 1976												
TOTAL, INTERNATIONAL NARCOTICS CONTROL ASSISTANCE 1976												
CONTINGENCIES												
GENERAL FUND ACCOUNTS												
CONTINGENCY FUND, ECONOMIC ASSISTANCE, EXECUTIVE												
FUND RESOURCES:												
UNDISBURSED FUNDS												
1976	11	1078										(3,200,000.00)
1974												(49,081.42)
1974	15	11	1078	49,081.42								
1975	17	11	1078	1,231,253.37								(1,185,795.49)
1976	72	11	1078									(1,799,965.35)
1975				(1,898,132.30)								(6,763,275.37)
1974				11,024,521.62								(6,756.97)
1976	72	11	1078	10,406,724.11								(13,004,874.60)
SUBTOTAL FY 1976												
1976	11	1078		(3,200,000.00)								
1974				(49,081.42)								
1974	15	11	1078	1,185,795.49								
1975	17	11	1078	(1,799,965.35)								
1976	72	11	1078	(6,763,275.37)								
1975				(6,756.97)								
1974				(13,004,874.60)								
SUBTOTAL TRANSITION QUARTER												
1976	72	11	1078	2,957,957.30								
1975				-942,081.42								
1974				(12,422,599.99)								
1975				-0-								
SUBTOTAL 11 1078												
MIDDLE EAST SPECIAL REQUIREMENTS FUND, EXECUTIVE												
FUND RESOURCES:												
UNDISBURSED FUNDS												
TRANSFER TO:												
STATE												
1976	11	1079										
1975	19	11	1079	6,000,000.00								
1976	21	11	1079									
1976	72	11	1079									
1975				94,000,000.00								
1976	95	11	1079									
SUBTOTAL FY 1976												
UNITED STATES SINAI SUPPORT MISSION												
SUBTOTAL FY 1976												
FOOTNOTES AT END OF CHAPTER												



Appropriations, Outlays, and Balances - Continued

Appropriation or Fund Account		Account symbol		Balances beginning of fiscal year 1/	Appropriations and other obligatory authority 2/	Transfers, borrowings, and investments (net) 3/	Outlays (net)	Balances withdrawn and other transactions 4/	Balances end of fiscal year 5/
Title	Period of availability	Dept. Reg. Tr. From	Account No. Sub. No.						
FOREIGN ASSISTANCE-CONTINUED									
CONTINGENCIES-CONTINUED									
GENERAL FUND ACCOUNTS-CONTINUED									
MIDDLE EAST SPECIAL REQUIREMENTS									
FUND, EXECUTIVE-CONTINUED									
FUND RESOURCES -CONTINUED									
TRANSITION QUARTER									
UNDISBURSED FUNDS	1976 11		1079	-----	\$10,000,000.00	-\$3,080,991.21	-----	-----	\$6,919,008.79
TRANSFER TO:									
STATE	1976 19 11		1079	-----	-----	-1,200,000.00	-\$1,200,000.00	-----	-----
	1975			-----	-----	-----	-----	-----	-----
ARMY	1976 21 11		1079	(\$10,000,000.00)	-----	-398,035.66	3,860,759.52	-----	5,741,204.82
AGENCY FOR INTERNATIONAL DEVELOPMENT	1976 72 11		1079	(1,760,000.00)	-----	-----	75,000.00	-----	1,685,000.00
	1975			(92,560,199.04)	-----	-----	618,595.48	-----	91,941,603.56
UNITED STATES SINAI SUPPORT MISSION	1976 95 11		1079	(10,257,768.24)	-----	4,679,026.87	4,587,269.77	-----	10,349,505.34
SUBTOTAL TRANSITION QUARTER				(114,577,967.28)	10,000,000.00	-----	7,941,644.77	-----	116,636,322.51
ACCOUNTS RECEIVABLE				-----	-----	-----	-----	-\$81,543.40	81,543.40
FUND EQUITIES:				-----	-----	-----	-----	7,435,482.45	12-7,435,482.45
UNOBLIGATED BALANCE				-----	-----	-----	-----	265,330.75	-6,292,930.75
ACCOUNTS PAYABLE				-6,007,600.00	-----	-----	-----	8,997,052.71	-102,989,452.71
UNDELIVERED ORDERS				-93,992,400.00	-----	-----	-----	-----	-----
SUBTOTAL 11 1079				-0-	60,000,000.00	-----	43,363,677.49	16,636,322.51	-0-
TOTAL, CONTINGENCIES FY 1976				-----	55,000,000.00	-----	37,823,882.23	-----	-----
TOTAL, CONTINGENCIES T.Q.				-----	11,250,000.00	-----	9,383,709.37	19,042,408.40	-----
TOTAL, FOREIGN ASSISTANCE FY 1976				-----	10,038,712,765.21	-----	2,915,183,633.18	8,868,872.92	-----
TOTAL, FOREIGN ASSISTANCE T.Q.				-----	-974,068,114.50	-----	1,086,270,627.17	5,054,321,517.44	-----
NAVAL PETROLEUM RESERVE STRATEGIC PETROLEUM STORAGE									
GENERAL FUND ACCOUNTS									
PETROLEUM RESERVES, FUNDS									
APPROPRIATED TO THE PRESIDENT									
FUND RESOURCES:									
UNDISBURSED FUNDS	NO YEAR 11		0035	-----	24,152,000.00	-----	-----	-----	(24,152,000.00)
SUBTOTAL FY 1976				-----	24,152,000.00	-----	-----	-----	(24,152,000.00)
TRANSITION QUARTER									
UNDISBURSED FUNDS	NO YEAR 11		0035	(24,152,000.00)	15,350,000.00	-39,502,000.00	-----	-----	-----
SUBTOTAL 11 0035				-0-	39,502,000.00	-39,502,000.00	-----	-----	-0-
PETROLEUM RESERVES, EXECUTIVE									
TRANSITION QUARTER									
UNDISBURSED FUNDS	NO YEAR 11		5001	-----	12,340,408.23	39,502,000.00	-----	-----	51,842,408.23
SUBTOTAL TRANSITION QUARTER				-----	-----	-----	-----	-----	51,842,408.23
FUND EQUITIES:				-----	-----	-----	-----	29,035,557.23	-29,035,557.23
UNOBLIGATED BALANCE				-----	-----	-----	-----	22,806,851.00	-22,806,851.00
UNDELIVERED ORDERS				-----	-----	-----	-----	51,842,408.23	-0-
SUBTOTAL 11 5001				-0-	12,340,408.23	39,502,000.00	-----	-----	-0-
DEDUCTIONS FOR OFFSETTING RECEIPTS <sup>19</sup>				-----	-----	-----	-----	-----	-----
TRANSITION QUARTER PROPRIETARY RECEIPTS FROM THE PUBLIC				-----	-12,340,408.23	-----	-12,340,408.23	-----	-----
TOTAL, NAVAL PETROLEUM RESERVE STRATEGIC PETROLEUM STORAGE FY 1976				-----	24,152,000.00	-----	-----	-----	-----
TOTAL, NAVAL PETROLEUM RESERVE STRATEGIC PETROLEUM STORAGE T.Q.				-----	15,350,000.00	-----	-12,340,408.23	51,842,408.23	-----

EMERGENCY MIGRATION AND  
REFUGEE ASSISTANCE

GENERAL FUND ACCOUNTS

UNITED STATES EMERGENCY  
REFUGEE AND MIGRATION ASSISTANCE  
FUND, FUNDS APPROPRIATED TO THE  
PRESIDENT

FUND RESOURCES:

UNDISBURSED FUNDS	NO YEAR 11 0040	10,000,000.00					(10,000,000.00)
	1976	5,000,000.00					(5,000,000.00)
	SUBTOTAL FY 1976	15,000,000.00					(15,000,000.00)
TRANSITION QUARTER UNDISBURSED FUNDS	NO YEAR 11 0040	(10,000,000.00)		-1,360,000.00			8,640,000.00
	1976	(5,000,000.00)		-5,000,000.00			
TRANSFER TO: STATE	NO YEAR 19 11 0040			1,360,000.00	1,060,000.00		300,000.00
	1976			5,000,000.00	1,544,178.00		3,455,822.00
	SUBTOTAL TRANSITION QUARTER	(15,000,000.00)			2,604,178.00		12,395,822.00
FUND EQUITIES: UNOBLIGATED BALANCE						8,640,000.00	-8,640,000.00
ACCOUNTS PAYABLE						3,755,822.00	-3,755,822.00
	SUBTOTAL 11 0040	-0-	15,000,000.00		2,604,178.00	12,395,822.00	-0-

TOTAL, EMERGENCY MIGRATION  
AND REFUGEE  
ASSISTANCE FY 1976 . . . . .

	15,000,000.00						
--	---------------	--	--	--	--	--	--

TOTAL, EMERGENCY MIGRATION  
AND REFUGEE  
ASSISTANCE T.Q. . . . .

			2,604,178.00	12,395,822.00			
--	--	--	--------------	---------------	--	--	--

PUBLIC WORKS ACCELERATION

GENERAL FUND ACCOUNTS

PUBLIC WORKS ACCELERATION, EXECUTIVE

FUND RESOURCES:

UNDISBURSED FUNDS	PRIOR YEARS 11 0080			4,650.00			(4,650.00)
TRANSFER TO: HOUSING AND URBAN DEVELOPMENT	PRIOR YEARS 86 11 0080	1,170,445.20		-4,650.00			(1,165,795.20)
	SUBTOTAL FY 1976	1,170,445.20					(1,170,445.20)
TRANSITION QUARTER UNDISBURSED FUNDS	PRIOR YEARS 11 0080	(4,650.00)				4,650.00	
TRANSFER TO: HOUSING AND URBAN DEVELOPMENT	PRIOR YEARS 86 11 0080	(1,165,795.20)					1,165,795.20
	SUBTOTAL TRANSITION QUARTER	(1,170,445.20)				4,650.00	1,165,795.20
FUND EQUITIES: UNDELIVERED ORDERS						-4,650.00	-1,165,795.20
	SUBTOTAL 11 0080	-1,170,445.20					-0-

TOTAL, PUBLIC WORKS  
ACCELERATION FY 1976 . . . . .

--	--	--	--	--	--	--	--

TOTAL, PUBLIC WORKS  
ACCELERATION T.Q. . . . .

--	--	--	--	--	--	--	--

TOTAL, FUNDS APPROPRIATED  
TO THE PRESIDENT FY 1976 . . . . .

	10,539,864,765.21		3,524,692,055.99	8,868,872.92			
--	-------------------	--	------------------	--------------	--	--	--

TOTAL, FUNDS APPROPRIATED  
TO THE PRESIDENT T.Q. . . . .

	-908,468,114.50		1,221,436,712.67	4,876,399,009.13			
--	-----------------	--	------------------	------------------	--	--	--

Appropriations, Outlays, and Balances - Continued

1 Amounts in parentheses represent non-add balances at the end of fiscal year 1976 and at the beginning of the transition quarter. Obligation data is shown at the beginning of fiscal year 1976 and at the end of the transition quarter only.

2 The amounts in this column, unless otherwise footnoted, represent appropriations, increases in borrowing authority or new contract authority. Appropriation accounts with appropriation transfer activity are presented in Table 1 (Appropriations and Appropriation Transfers) at the end of the chapter. For further detail on appropriations, increases in borrowing authority and new contract authority see Tables 1, 3 and 7 respectively in Part Four - Information Tables.

3 For detail of transfer activity by account see Table 2 (Transfers - Other than Appropriation Transfers) at end of chapter. Amounts not appearing in Table 2, unless otherwise footnoted, represent transfers of obligated balances from lapsed appropriations to merged prior year accounts pursuant to 41 U.S.C. 701, borrowings (net) or investments (net).

4 The amounts in this column, unless otherwise footnoted, represent unobligated balances withdrawn or restored pursuant to 41 U.S.C. 701 and changes in unfilled customer orders, accounts receivable, accounts payable, undelivered orders and unobligated balances.

5 Unobligated balance represents no year or unexpended multiple year account unless otherwise footnoted.

- 7 Represents appropriations to liquidate.
- 8 Unobligated - unavailable.
- 9 Subject to disposition by the administrative agency.
- 10 Represents repayment of \$1,860,691.76 which was an adjustment of the fiscal year 1975 balance and not an actual fiscal year 1976 transaction.
- 11 For further detail see Table 7 - Part Four - Information Tables.
- 12 Reported based on the assumption that the Foreign Assistance Act of 1977 will include language continuing the obligational availability of this amount in fiscal year 1977.
- 13 Reported based on the assumption that the Foreign Assistance Act of 1977 will include language continuing the obligational availability of this amount in fiscal year 1977. This amount also includes \$7,197.00 which is subject to disposition by the administrative agency.
- 14 Activity transferred from Military Assistance, South Vietnamese Forces, Department of Defense.
- 15 Includes transfer of obligated balances to merged prior year account pursuant to 41 U.S.C. 701.

Account	Amount
1141082	
72-1141029	\$141,747,500.85
	\$129,768.00

- 17 Unavailable for obligation. To be transferred in fiscal year 1977 to capital transfer receipt account.
- 18 Represents:
  - New contract authority-- \$1,112,989,081.16
  - Appropriations to liquidate-- -2,519,249,154.65
- 19 For detail by account see Table C - "Receipts by Organizational Unit."
- 20 Represents \$201,256.29 accrued interest receivable which will be deposited in the Treasury when collected and \$571.00 which is unobligated - unavailable.
- 21 Includes \$76,195.88 which is unobligated - unavailable and \$1,779,111.76 which is reported based on the assumption that the Foreign Assistance Act of 1977 will include language continuing the obligational availability of this amount in fiscal year 1977.
- 22 Includes transfer of obligated balance from lapsed appropriation to merged prior-year account pursuant to 41 U.S.C. 701.

Account	Amount
72-1141029	\$129,768.00
24	Includes \$1,297,804.42 which is subject to disposition by the administrative agency.
25	Activity transferred from Other, Department of State.
26	Represents reimbursements relating to fiscal year 1976 outlays.

	New Contract Authority	Appropriations to liquidate
11X0090	\$185,000,000.00	-5162,200,000.00
11X8262	11,684,260,217.81	-7,257,094,565.27

TABLE 1 APPROPRIATIONS AND APPROPRIATION TRANSFERS

Account Symbol	Net Appropriations and Appropriation Transfers	Appropriation Amount	Net Appropriation Transfers	Detail of Appropriation Transfers		
				Accounts Involved	Amount From, Or To (-)	Citation of Law
11X1023	\$419,300,000.00	\$426,600,000.00	-\$6,300,000.00	196-71143	-\$6,300,000.00	41 USC 2402, 50 STAT. 771
TOTAL (FY)	\$419,300,000.00	\$426,600,000.00	-\$6,300,000.00		-\$6,300,000.00	

\* Appropriations to accounts which did not have appropriation transfer activity during the fiscal year and transition quarter are not included in this table.

TABLE 2 - TRANSFERS (OTHER THAN APPROPRIATION TRANSFERS - TABLE 1) - Continued

Account Symbol	Net Transfers	Details of Transfers		
		Accounts Involved	Amount From Or To (-)	Citation of Law
11X0090	-3,750,000,000,00	12-11X0090	-3,750,000,000,00	40 App BR3 214
		14-11X0090(20)	-1,100,000,000,00	40 App BR3 214
		15-11X0090(07)	-1,000,000,000,00	40 App BR3 214
		16-11X0090(09)	-2,000,000,000,00	40 App BR3 209
		17-11X0090	-650,000,000,00	40 App BR3 214, 80 SPAT, 10R1
		44-11X0090	-97,960,000,00	40 App BR3 214
		68-11X0090	-6,120,000,000,00	40 App BR3 214
		69-11X0090(05)	-160,200,000,000,00	40 App BR3 201
		69-11X0090(14)	-688,042,99	40 App BR3 214
		76-11X0090(01)	-13,794,804,00	40 App BR3 209, 214
		76-11X0090(02)	-38,000,000,000,00	40 App BR3 214, 214
		76-11X0090(03)	-9,000,000,000,00	40 App BR3 202, 214
		86-11X0090	-6,712,709,16	40 App BR3 214
12-11X0090	12,724,714,00	11X0090	12,724,714,00	40 App BR3 214
14-11X0090(20)	1,100,000,000,00	11X0090	1,100,000,000,00	40 App BR3 214
15-11X0090(07)	1,000,000,000,00	11X0090	1,000,000,000,00	40 App BR3 214
16-11X0090(09)	2,000,000,000,00	11X0090	2,000,000,000,00	40 App BR3 209
17-11X0090	650,000,000,00	11X0090	650,000,000,00	40 App BR3 214, 80 SPAT, 10R1
44-11X0090	97,960,000,00	11X0090	97,960,000,00	40 App BR3 214
68-11X0090	6,120,000,000,00	11X0090	6,120,000,000,00	40 App BR3 214
69-11X0090(05)	160,200,000,000,00	11X0090	160,200,000,000,00	40 App BR3 201
69-11X0090(14)	-688,042,99	11X0090	-688,042,99	40 App BR3 214
76-11X0090(01)	13,794,804,00	11X0090	13,794,804,00	40 App BR3 209, 214
		76-11X0090(02)	38,000,000,000,00	80 SPAT, 1617, 1618, 40 App BR3 214, 214
		76-11X0090(03)	9,000,000,000,00	40 App BR3 202, 214
		76-11X0090(01)	-1,294,708,59	80 SPAT, 1617, 1618
		11X0090	-38,000,000,000,00	40 App BR3 214, 214
		11X0090	9,000,000,000,00	40 App BR3 202, 214
		76-11X0090(01)	-1,294,708,59	80 SPAT, 1617, 1618
86-11X0090	6,712,709,16	11X0090	6,712,709,16	40 App BR3 214
11X4190	1,500,000,000,00	86-11X4190	1,500,000,000,00	40 App BR3 207
11X4190	1,500,000,000,00	11X4190	-1,500,000,000,00	40 App BR3 207
11X0049	-252,547,500,00	86-11X0049	-252,547,500,00	80 SPAT, 144
86-11X0049	252,547,500,00	11X0049	252,547,500,00	80 SPAT, 144
1160047(64)	-281,000,00	1160047(64)	-281,000,00	80 SPAT, 445
1160047(67)	-10,000,00	1160047(67)	-10,000,00	80 SPAT, 445
1160047(68)	-20,000,00	1160047(68)	-20,000,00	80 SPAT, 445
1160047	281,000,00	1160047	281,000,00	80 SPAT, 445
1160047(67)	10,000,00	1160047	10,000,00	80 SPAT, 445
1160047(68)	20,000,00	1160047	20,000,00	80 SPAT, 445
1161080	-2,677,665,68	1161080	2,677,665,68	22 BR3 202, 90 SPAT, 771
		17-1161080	-97,007,449,12	22 BR3 202, 90 SPAT, 771
		19-1161080	-4,970,000,00	22 BR3 202, 90 SPAT, 771
		21-1161080	-81,154,471,82	22 BR3 202, 90 SPAT, 771
		97-1161080	-88,282,664,22	22 BR3 202, 90 SPAT, 771
		97-1161080	-1,146,999,56	22 BR3 202, 90 SPAT, 771

Account Symbol	Net Transfers	Details of Transfers		
		Accounts Involved	Amount From Or To (-)	Citation of Law
1161080	-3,669,706,64	1161080	-3,669,706,64	22 BR3 202, 90 SPAT, 771
		21-1161080	1,440,452,82	22 BR3 202, 90 SPAT, 771
		97-1161080	147,006,22	22 BR3 202, 90 SPAT, 771
17-1161080	141,224,608,42	1161080	97,007,449,12	22 BR3 202, 90 SPAT, 771
		17-1161080	104,286,280,40	22 BR3 202, 90 SPAT, 771
19-1161080	-4,970,000,00	1161080	4,970,000,00	22 BR3 202, 90 SPAT, 771
21-1161080	81,154,471,82	1161080	81,154,471,82	22 BR3 202, 90 SPAT, 771
		21-1161080	294,826,070,00	22 BR3 202, 90 SPAT, 771, 775
		21-1161080	-1,450,452,82	22 BR3 202, 90 SPAT, 771
		21-1161080	-294,826,070,00	22 BR3 202, 90 SPAT, 771
		97-1161080	88,282,664,22	22 BR3 202, 90 SPAT, 771
		97-1161080	-147,006,22	22 BR3 202, 90 SPAT, 771
		97-1161080	-294,617,438,45	22 BR3 202, 90 SPAT, 771
		97-1161080	1,146,999,56	22 BR3 202, 90 SPAT, 771
		97-1161080	-441,308,64	22 BR3 202, 90 SPAT, 771, 775
		1161081	-24,000,000,00	22 BR3 202, 90 SPAT, 771
		21-1161081	-10,975,809,00	22 BR3 202, 90 SPAT, 771
		97-1161081	4,445,414,00	22 BR3 202, 90 SPAT, 771
		17-1161081	10,975,809,00	22 BR3 202, 90 SPAT, 771
		97-1161081	7,578,777,00	22 BR3 202, 90 SPAT, 771
		97-1161081	4,214,965,00	80 SPAT, 1224
		21-97-1161081	69,944,448,00	80 SPAT, 1224
		97-97-1161081	24,680,044,00	80 SPAT, 1224
		97-1161081	-4,214,965,00	80 SPAT, 1224
		97-1161081	-69,944,448,00	80 SPAT, 1224
		97-1161081	-24,680,044,00	80 SPAT, 1224
		17-1161082	-2,912,426,47	41 BR3 701-708
		21-1161082	1,041,776,94	41 BR3 701-708
		17-1161082	2,912,426,47	41 BR3 701-708
		21-1161082	5,925,584,90	41 BR3 701-708
		97-1161082	1,041,776,94	41 BR3 701-708

TABLE 2 - TRANSFERS (OTHER THAN APPROPRIATION TRANSFERS - TABLE 1) - Continued

Account Symbol	Net Transfers	Details of Transfers			Account Symbol	Net Transfers	Details of Transfers		
		Accounts Involved	Amount From Or To (-)	Citation of Law			Accounts Involved	Amount From Or To (-)	Citation of Law
1161006	-\$1,119,750,000.00	17-1161006	-\$2,700,000.00	22 USC 2392, 90 STAT. 771	72-1141030	-\$35,208,051.02	1141030	-\$35,208,051.02	22 USC 2392, 87 STAT. 714,1049
		19-1161006	-9,600,000.00	22 USC 2392, 90 STAT. 771	11X0072	-275,000,000.00	20-11X0072	-275,000,000.00	89 STAT. 17, 90 STAT. 778
		72-1161006	-1,107,450,000.00	22 USC 2392, 90 STAT. 771	20-11X0072	275,000,000.00	11X0072	275,000,000.00	89 STAT. 17, 90 STAT. 778
1151006		1141006	49,764,647.69	22 USC 2392, 90 STAT. 17	1161005	-125,300,000.00	19-1161005	-124,770,000.00	22 USC 2392, 90 STAT. 771
		19-1151006	-51,536.30	22 USC 2392, 89 STAT. 17			89-1161005	-530,000.00	22 USC 2392, 90 STAT. 771
		72-1151006	-49,713,111.39	22 USC 2392, 89 STAT. 17	1151005	462,325.08	1141005	3,450,866.44	22 USC 2392, 89 STAT. 17
1141006		1151006	-49,764,647.69	22 USC 2392, 89 STAT. 17			19-1151005	-2,988,541.36	22 USC 2392, 89 STAT. 17
		19-1141006	51,536.30	22 USC 2392, 89 STAT. 17	1141005		1151005	-3,450,866.44	22 USC 2392, 89 STAT. 17
		72-1141006	49,713,111.39	22 USC 2392, 89 STAT. 17			19-1141005	3,450,866.44	22 USC 2392, 87 STAT. 714,1049
17-1161006	2,700,000.00	1161006	2,700,000.00	22 USC 2391, 90 STAT. 771	19-1161005	124,770,000.00	1161005	124,770,000.00	22 USC 2392, 90 STAT. 771
19-1161006	9,600,000.00	1161006	9,600,000.00	22 USC 2392, 90 STAT. 771	19-1151005	2,988,541.36	1151005	2,988,541.36	22 USC 2392, 89 STAT. 17
19-1151006	51,536.30	1151006	51,536.30	22 USC 2392, 90 STAT. 17	19-1141005	-3,450,866.44	1141005	-3,450,866.44	22 USC 2392, 87 STAT. 714,1049
19-1141006	-51,536.30	1141006	-51,536.30	22 USC 2392, 90 STAT. 17	89-1161005	530,000.00	1161005	530,000.00	22 USC 2392, 90 STAT. 771
72-1161006	1,107,450,000.00	1161006	1,107,450,000.00	22 USC 2392, 90 STAT. 771	1141016	1,016.01	72-1141016	1,016.01	22 USC 2392, 89 STAT. 17
72-1151006	49,713,111.39	1151006	49,713,111.39	22 USC 2392, 89 STAT. 17	72-1141016	-1,016.01	1141016	-1,016.01	22 USC 2392, 89 STAT. 17
72-1141006	-49,713,111.39	1141006	-49,713,111.39	22 USC 2392, 89 STAT. 17	1161017	-9,000,000.00	72-1161017	-9,000,000.00	22 USC 2392, 90 STAT. 771
11X4117	-3,961,969.36	17-11X4117	-1,569,726.94	22 USC 2344	72-1161017	9,000,000.00	1161017	9,000,000.00	22 USC 2392, 90 STAT. 771
		21-11X4117	-1,716,567.96	22 USC 2344			19-1161028	-5,000,000.00	22 USC 2392, 90 STAT. 771
		57-11X4117	-675,674.46	22 USC 2344	1161028	-5,000,000.00	19-1161028	-5,000,000.00	22 USC 2392, 90 STAT. 771
17-11X4117	1,569,726.94	11X4117	1,569,726.94	22 USC 2344	19-1161028	5,000,000.00	1161028	5,000,000.00	22 USC 2392, 90 STAT. 771
21-11X4117	1,716,567.96	11X4117	1,716,567.96	22 USC 2344					
57-11X4117	675,674.46	11X4117	675,674.46	22 USC 2344	11X1023	-422,076,767.32	11X1024	-784,708.86	22 USC 2392, 90 STAT. 771
1161030		1151030	6,300,000.00	22 USC 2392, 90 STAT. 771			11X1026	-3,774,103.00	22 USC 2392, 90 STAT. 771
		72-1161030	-6,300,000.00	22 USC 2392, 90 STAT. 771			11X4103	1,163,068.04	22 USC 2392, 90 STAT. 771
1151030	-6,300,000.00	1161030	-6,300,000.00	22 USC 2392, 90 STAT. 771			11X4111	8,703,265.98	22 USC 2392, 90 STAT. 771
		1141030	35,208,051.02	22 USC 2392, 89 STAT. 17			19-11X1023	-300,000.00	22 USC 2392, 90 STAT. 771
		72-1151030	-35,208,051.02	22 USC 2392, 89 STAT. 17			72-11X1023	-427,084,289.48	22 USC 2392, 90 STAT. 771
1141030		1151030	-35,208,051.02	22 USC 2392, 89 STAT. 17	19-11X1023	300,000.00	11X1023	300,000.00	22 USC 2392, 90 STAT. 771
		72-1141030	35,208,051.02	22 USC 2392, 87 STAT. 714,1049	72-11X1023	427,084,289.48	11X1023	427,084,289.48	22 USC 2392, 90 STAT. 771
72-1161030	6,300,000.00	1161030	6,300,000.00	22 USC 2392, 90 STAT. 771					
72-1151030	35,208,051.02	1151030	35,208,051.02	22 USC 2392, 89 STAT. 17	11X1024	-148,147,376.79	11X1023	784,708.86	22 USC 2392, 90 STAT. 771

**TABLE 2 - TRANSFERS (OTHER THAN APPROPRIATION TRANSFERS - TABLE 1 ) - Continued**

Account Symbol	Net Transfers	Details of Transfers		
		Accounts Involved	Amount From Or To (-)	Citation of Law
		11X1026	-\$1,849,276.76	22 USC 2392, 90 STAT. 771
		11X4111	9,038,601.66	22 USC 2392, 90 STAT. 771
		19-11X1024	-16,199,000.00	22 USC 2392, 90 STAT. 771
		72-11X1024	-139,922,410.55	22 USC 2392, 90 STAT. 771
19-11X1024	\$16,199,000.00	11X1024	16,199,000.00	22 USC 2392, 90 STAT. 771
72-11X1024	139,922,410.55	11X1024	139,922,410.55	22 USC 2392, 90 STAT. 771
11X1025	-62,430,247.54	11X1026	-1,630,247.54	22 USC 2392, 90 STAT. 771
		11X4103	9,559,177.30	22 USC 2392, 90 STAT. 771
		11X4111	1,958,819.18	22 USC 2392, 90 STAT. 771
		19-11X1025	-139,000.00	22 USC 2392, 90 STAT. 771
		72-11X1025	-72,178,996.48	22 USC 2392, 90 STAT. 771
19-11X1025	139,000.00	11X1025	139,000.00	22 USC 2392, 90 STAT. 771
72-11X1025	72,178,996.48	11X1025	72,178,996.48	22 USC 2392, 90 STAT. 771
11X1026	-55,841,569.34	11X1023	3,774,103.00	22 USC 2392, 90 STAT. 771
		11X1024	1,849,276.76	22 USC 2392, 90 STAT. 771
		11X1025	1,630,247.54	22 USC 2392, 90 STAT. 771
		11X1027	7,388,534.60	22 USC 2392, 90 STAT. 771
		11X4103	7,295,209.45	22 USC 2392, 90 STAT. 771
		19-11X1026	-277,000.00	22 USC 2392, 90 STAT. 771
		72-11X1026	-77,501,940.69	22 USC 2392, 90 STAT. 771
19-11X1026	277,000.00	11X1026	277,000.00	22 USC 2392, 90 STAT. 771
72-11X1026	77,501,940.69	11X1026	77,501,940.69	22 USC 2392, 90 STAT. 771
11X1027	-1,963,462.96	11X1026	-7,388,534.60	22 USC 2392, 90 STAT. 771
		72-11X1027	5,425,071.64	22 USC 2392, 90 STAT. 771
72-11X1027	-5,425,071.64	11X1027	-5,425,071.64	22 USC 2392, 90 STAT. 771
1161036	-16,100,000.00	72-1161036	-16,100,000.00	22 USC 2392, 90 STAT. 771
72-1161036	16,100,000.00	1161036	16,100,000.00	22 USC 2392, 90 STAT. 771
1161013	-17,600,000.00	1151013	86,992.27	22 USC 2392, 90 STAT. 771

Account Symbol	Net Transfers	Details of Transfers		
		Accounts Involved	Amount From Or To (-)	Citation of Law
		72-1161013	-\$17,686,992.27	22 USC 2392, 90 STAT. 771
1151013	-\$8,696.33	1161013	-86,992.27	22 USC 2392, 90 STAT. 771
		1141013	11,880,360.35	22 USC 2392, 89 STAT. 17
		72-1151013	-11,802,064.41	22 USC 2392, 89 STAT. 17
1141013	-78,295.94	1151013	-11,880,360.35	22 USC 2392, 89 STAT. 17
		72-1141013	11,802,064.41	22 USC 2392, 87 STAT.714,1049
72-1161013	17,686,992.27	1161013	17,686,992.27	22 USC 2392, 90 STAT. 771
72-1151013	11,802,064.41	1151013	11,802,064.41	22 USC 2392, 89 STAT. 17
72-1141013	-11,802,064.41	1141013	-11,802,064.41	22 USC 2392, 87 STAT.714,1049
		1161035	-85,000,000.00	22 USC 2392, 90 STAT. 771
72-1161035	85,000,000.00	1161035	85,000,000.00	22 USC 2392, 90 STAT. 771
1161000	-194,600,000.00	72-1161000	-194,600,000.00	22 USC 2392, 90 STAT. 771
1151000		1141000	3,021,204.72	22 USC 2392, 89 STAT. 17
		72-1151000	-3,021,204.72	22 USC 2392, 89 STAT. 17
		1141000	1151000	-3,021,204.72
		72-1141000	3,021,204.72	22 USC 2392, 87 STAT.714,1049
72-1161000	194,600,000.00	1161000	194,600,000.00	22 USC 2392, 90 STAT. 771
72-1151000	3,021,204.72	1151000	3,021,204.72	22 USC 2392, 89 STAT. 17
72-1141000	-3,021,204.72	1141000	-3,021,204.72	22 USC 2392, 87 STAT.714,1049
		1131008	35,673.90	22 USC 2392, 87 STAT. 7-8
		72-1131008	22,910.14	22 USC 2392, 87 STAT. 7-8
71-1131008	-12,763.76	1131008	-12,763.76	22 USC 2392, 87 STAT. 7-8
72-1131008	-22,910.14	1131008	-22,910.14	22 USC 2392, 87 STAT. 7-8
		11X1031	-30,735,416.02	22 USC 2392, 89 STAT. 17
72-11X1031	30,735,416.02	11X1031	30,735,416.02	22 USC 2392, 89 STAT. 17
		1161034	4,600,764.00	22 USC 2392, 90 STAT. 771
72-1161034	-4,600,764.00	1161034	-4,600,764.00	22 USC 2392, 90 STAT. 771
1151034	-4,600,764.00	1161034	-4,600,764.00	22 USC 2392, 90 STAT. 771

TABLE 2 - TRANSFERS (OTHER THAN APPROPRIATION TRANSFERS - TABLE 1) - Continued

Account Symbol	Net Transfers	Details of Transfers		
		Accounts Involved	Amount From Or To (-)	Citation of Law
72-1161034	\$4,600,764.00	1161034	\$4,600,764.00	22 USC 2392, 90 STAT. 773
11X4103	2,432.28	11X1023	-1,163,068.04	22 USC 2392, 90 STAT. 771
		11X1025	-9,559,177.30	22 USC 2392, 90 STAT. 771
		11X1026	-7,295,209.45	22 USC 2392, 90 STAT. 771
		15-11X4103(11)	2,432.28	22 USC 2392, 87 STAT.714,1049
		72-11X4103	18,017,454.79	22 USC 2392, 90 STAT. 771
15-11X4103(11)	-2,432.28	11X4103	-2,432.28	22 USC 2392, 87 STAT.714,1049
72-11X4103	-18,017,454.79	11X4103	-18,017,454.79	22 USC 2392, 90 STAT. 771
11X4111		11X1023	-8,703,265.98	22 USC 2392, 90 STAT. 771
		11X1024	-9,038,601.66	22 USC 2392, 90 STAT. 771
		11X1025	-1,958,819.18	22 USC 2392, 90 STAT. 771
		72-11X4117	19,700,686.82	22 USC 2392, 90 STAT. 771
72-11X4111	-19,700,686.82	11X4111	-19,700,686.82	22 USC 2392, 90 STAT. 771
1161022	-31,866,965.70	1151022	155,060.69	22 USC 2392, 90 STAT. 771
		1141022	767,973.61	22 USC 2392, 90 STAT. 771
		19-1161022	-9,940,000.00	22 USC 2392, 90 STAT. 771
		72-1161022	-22,850,000.00	22 USC 2392, 90 STAT. 771
1151022	-148,326.94	1161022	-155,060.69	22 USC 2392, 90 STAT. 771
		1151022(55)	6,733.75	22 USC 2392, 89 STAT. 18
1141022	-769,973.61	1161022	-767,973.61	22 USC 2392, 90 STAT. 771
		72-1141022	-2,000.00	22 USC 2392, 87 STAT.714,1049
1151022(55)	-6,733.75	1151022	-6,733.75	22 USC 2392, 89 STAT. 18
19-1161022	9,940,000.00	1161022	9,940,000.00	22 USC 2392, 90 STAT. 771

Account Symbol	Net Transfers	Details of Transfers		
		Accounts Involved	Amount From Or To (-)	Citation of Law
72-1161022	\$22,850,000.00	1161022	\$22,850,000.00	22 USC 2392, 90 STAT. 771
72-1141022	2,000.00	1141022	2,000.00	22 USC 2392, 87 STAT.714,1049
1161078	-1,800,000.00	72-1161078	-1,800,000.00	22 USC 2392, 90 STAT. 771
1151078		1141078	11,024,521.62	22 USC 2392, 89 STAT. 17
		72-1151078	-11,024,521.62	22 USC 2392, 89 STAT. 17
1141078	49,081.42	1151078	-11,024,521.62	22 USC 2392, 89 STAT. 17
		15-1141078(11)	49,081.42	22 USC 2392, 87 STAT.714,1049
		72-1141078	11,024,521.62	22 USC 2392, 87 STAT.714,1049
15-1141078(11)	-49,081.42	1141078	-49,081.42	22 USC 2392, 87 STAT.714,1049
72-1161078	1,800,000.00	1161078	1,800,000.00	22 USC 2392, 90 STAT. 771
72-1151078	11,024,521.62	1151078	11,024,521.62	22 USC 2392, 89 STAT. 17
72-1141078	-11,024,521.62	1141078	-11,024,521.62	22 USC 2392, 87 STAT.714,1049
1161079	-50,000,000.00	19-1161079	-13,000,000.00	22 USC 2392, 90 STAT. 771
		21-1161079	-10,000,000.00	22 USC 2392, 90 STAT. 771
		72-1161079	-2,000,000.00	22 USC 2392, 90 STAT. 771
		95-1161079	-25,000,000.00	22 USC 2392, 90 STAT. 771
19-1161079	13,000,000.00	1161079	13,000,000.00	22 USC 2392, 90 STAT. 771
21-1161079	10,000,000.00	1161079	10,000,000.00	22 USC 2392, 90 STAT. 771
72-1161079	2,000,000.00	1161079	2,000,000.00	22 USC 2392, 90 STAT. 771
95-1161079	25,000,000.00	1161079	25,000,000.00	22 USC 2392, 90 STAT. 771
11M0080	4,650.00	86-11M0080	4,650.00	77 STAT. 23,855
86-11M0080	-4,650.00	11M0080	-4,650.00	77 STAT. 23,855
TOTAL (FY)	\$0		\$0	

TABLE 2 - TRANSFERS (OTHER THAN APPROPRIATION TRANSFERS - TABLE 1 ) - Continued

Account Symbol	Net Transfers	Details of Transfers		
		Accounts Involved	Amount From Or To (-)	Citation of Law
11X0090	-\$44,087,000.00	69-11X0090(05)	-\$37,600,000.00	40 App USC 201
		75-11X0090(01)	-3,112,000.00	40 App USC 202
		75-11X0090(02)	-15,000.00	40 App USC 211
		75-11X0090(03)	-3,110,000.00	40 App USC 202
		86-11X0090	-250,000.00	40 App USC 214
69-11X0090(05)	37,600,000.00	11X0090	37,600,000.00	40 App USC 201
75-11X0090(01)	3,112,000.00	11X0090	3,112,000.00	40 App USC 202
75-11X0090(02)	15,000.00	11X0090	15,000.00	40 App USC 211
75-11X0090(03)	3,110,000.00	11X0090	3,110,000.00	40 App USC 202
86-11X0090	250,000.00	11X0090	250,000.00	40 App USC 214
11X0039	-42,116,000.00	86-11X0039	-42,116,000.00	88 STAT. 143
12-11X0039	3,060,000.00	86-11X0039	3,060,000.00	42 USC 4401
				88 STAT. 143
86-11X0039	39,056,000.00	11X0039	42,116,000.00	88 STAT. 143
		12-11X0039	-3,060,000.00	42 USC 4401
				88 STAT. 143
1160037	199,955.17	1160037(03)	-25,000.00	89 STAT. 445
		1160037(48)	200,000.00	89 STAT. 445
		1160037(64)	24,955.17	89 STAT. 445
1160037(03)	25,000.00	1160037	25,000.00	89 STAT. 445
1160037(48)	-200,000.00	1160037	-200,000.00	89 STAT. 445
1160037(64)	-24,955.17	1160037	-24,955.17	89 STAT. 445
1161080	-315,414,099.00	17-1161080	-13,676,696.00	22 USC 2392
				90 STAT. 771
		19-1161080	-2,415,400.00	22 USC 2392
				90 STAT. 729,771
		21-1161080	-244,098,627.00	22 USC 2392
				90 STAT. 771
		57-1161080	-45,357,376.00	22 USC 2392
				90 STAT. 771
		97-1161080	-9,866,000.00	22 USC 2392
				90 STAT. 771
17-1161080	13,759,528.00	1161080	13,759,528.00	22 USC 2392
				90 STAT. 771
19-1161080	2,415,400.00	1161080	2,415,400.00	22 USC 2392
				90 STAT. 729,771
21-1161080	244,098,627.00	1161080	244,098,627.00	22 USC 2392
				90 STAT. 771
57-1161080	45,357,376.00	1161080	45,357,376.00	22 USC 2392
				90 STAT. 771
97-1161080	9,866,000.00	1161080	9,866,000.00	22 USC 2392
				90 STAT. 771
1161081	-5,745,907.00	17-1161081	-856,238.00	22 USC 2392
				90 STAT. 771
		21-1161081	-3,056,164.00	22 USC 2392
				90 STAT. 771
		57-1161081	-1,833,505.00	22 USC 2392
				90 STAT. 771
17-1161081	773,406.00	1161081	773,406.00	22 USC 2392
				90 STAT. 771
21-1161081	3,056,164.00	1161081	3,056,164.00	22 USC 2392
				90 STAT. 771
57-1161081	1,833,505.00	1161081	1,833,505.00	22 USC 2392
				90 STAT. 771
9751087	281,364.00	17-9751087	263,173.00	88 STAT. 1224
		21-9751087	18,191.00	88 STAT. 1224
17-9751087	-263,173.00	9751087	-263,173.00	88 STAT. 1224

Account Symbol	Net Transfers	Details of Transfers		
		Accounts Involved	Amount From Or To (-)	Citation of Law
21-9751087	-\$18,191.00	9751087	-\$18,191.00	88 STAT. 1224
11M1082	-3,182,151.25	17-11M1082	-1,802,787.13	31 USC 701-708
		21-11M1082	-624,916.05	31 USC 701-708
		57-11M1082	-754,448.07	31 USC 701-708
17-11M1082	1,802,787.13	11M1082	1,802,787.13	31 USC 701-708
21-11M1082	624,916.05	11M1082	624,916.05	31 USC 701-708
57-11M1082	754,448.07	11M1082	754,448.07	31 USC 701-708
1161006	-839,740,374.62	1151006	10,446,265.88	22 USC 2392
				90 STAT. 771
		17-1161006	109,625.38	22 USC 2392
				90 STAT. 771
		19-1161006	-4,800,000.00	22 USC 2392
				90 STAT. 771
		72-1161006	-845,496,265.88	22 USC 2392
				90 STAT. 771
1151006	-1,725,521.79	1161006	-10,446,265.88	22 USC 2392
				90 STAT. 771
		1141006	2,361,638.91	22 USC 2392
				89 STAT. 17
		12-1151006	6,313,984.49	22 USC 2392
				89 STAT. 17
		97-1151006	45,120.69	22 USC 2392
				89 STAT. 17
		1141006	-2,357,666.16	22 USC 2392
				89 STAT. 17
		97-1141006	3,972.75	22 USC 2392
				87 STAT. 714,1049
17-1161006	-109,625.38	1161006	-109,625.38	22 USC 2392
				90 STAT. 771
19-1161006	4,800,000.00	1161006	4,800,000.00	22 USC 2392
				90 STAT. 771
72-1161006	845,496,265.88	1161006	845,496,265.88	22 USC 2392
				90 STAT. 771
72-1151006	-6,313,984.49	1151006	-6,313,984.49	22 USC 2392
				89 STAT. 17
97-1151006	-45,120.69	1151006	-45,120.69	22 USC 2392
				89 STAT. 17
97-1141006	-3,972.75	1141006	-3,972.75	22 USC 2392
				87 STAT. 714,1049
11X4117	-26,635.79	17-11X4117	63,223.87	22 USC 2344
		21-11X4117	-23,591.50	22 USC 2344
		57-11X4117	-66,268.16	22 USC 2344
17-11X4117	-63,223.87	11X4117	-63,223.87	22 USC 2344
21-11X4117	23,591.50	11X4117	23,591.50	22 USC 2344
57-11X4117	66,268.16	11X4117	66,268.16	22 USC 2344
11X0073	-320,000,000.00	20-11X0073	-320,000,000.00	90 STAT. 778
20-11X0073	320,000,000.00	11X0073	320,000,000.00	90 STAT. 778
11X1005	-1,000,000.00	19-11X1005	-1,000,000.00	22 USC 2392
				90 STAT. 771
1161005	-64,936,088.66	1151005	763,911.34	22 USC 2392
				90 STAT. 771
		19-1161005	-65,496,350.00	22 USC 2392
				90 STAT. 771
		89-1161005	-203,650.00	22 USC 2392
				90 STAT. 771



TABLE 2 - TRANSFERS (OTHER THAN APPROPRIATION TRANSFERS - TABLE 1) - Continued

Account Symbol	Net Transfers	Details of Transfers		
		Accounts Involved	Amount From Or To (-)	Citation of Law
1151005	-\$264,529.89	1161005	-\$763,911.34	22 USC 2392 90 STAT. 771
		1141005	17,192.33	22 USC 2392 89 STAT. 17
		1141016	274,041.12	22 USC 2392 89 STAT. 17
		89-1151005	208,148.00	22 USC 2392 87 STAT. 1049
1141005	-17,192.33	1151005	-17,192.33	22 USC 2392 89 STAT. 17
19-11X1005	1,000,000.00	11X1005	1,000,000.00	22 USC 2392 90 STAT. 771
19-1161005	65,496,350.00	1161005	65,496,350.00	22 USC 2392 90 STAT. 771
89-1161005	203,650.00	1161005	203,650.00	22 USC 2392 90 STAT. 771
89-1151005	-208,148.00	1151005	-208,148.00	22 USC 2392 87 STAT. 1049
1141016	-274,041.12	1151005	-274,041.12	22 USC 2392 89 STAT. 17
1161017	-2,250,000.00	72-1161017	-2,250,000.00	22 USC 2392 90 STAT. 771
72-1161017	2,250,000.00	1161017	2,250,000.00	22 USC 2392 90 STAT. 771
11X1020	-10,000,000.00	72-11X1020	-10,000,000.00	22 USC 2392 90 STAT. 771
72-11X1020	10,000,000.00	11X1020	10,000,000.00	22 USC 2392 90 STAT. 771
1161028	-2,500,000.00	19-1161028	-2,500,000.00	22 USC 2392 90 STAT. 772
19-1161028	2,500,000.00	1161028	2,500,000.00	22 USC 2392 90 STAT. 772
11X1023	-109,738,580.85	1131004	50,445.53	22 USC 2392 87 STAT. 7-8
		11X1024	-7,148,361.54	22 USC 2392 90 STAT. 771
		11X1026	-15,234,000.85	22 USC 2392 90 STAT. 771
		11X1027	1,835,626.05	22 USC 2392 90 STAT. 771
		11X4103	894,635.05	22 USC 2392 90 STAT. 771
		11X4111	6,584.11	22 USC 2392 90 STAT. 771
		19-11X1023	-30,000.00	22 USC 2392 90 STAT. 771
		72-11X1023	-90,084,168.25	22 USC 2392 90 STAT. 771
		89-11X1023	-29,340.95	22 USC 2392 90 STAT. 771
19-11X1023	30,000.00	11X1023	30,000.00	22 USC 2392 90 STAT. 771
72-11X1023	90,084,168.25	11X1023	90,084,168.25	22 USC 2392 90 STAT. 771
89-11X1023	29,340.95	11X1023	29,340.95	22 USC 2392 90 STAT. 771

Account Symbol	Net Transfers	Details of Transfers		
		Accounts Involved	Amount From Or To (-)	Citation of Law
11X1024	-\$33,551,000.00	11X1023	\$7,148,361.54	22 USC 2392 90 STAT. 771
		11X1025	216,270.20	22 USC 2392 90 STAT. 771
		11X4103	1,016,882.16	22 USC 2392 90 STAT. 771
		11X4111	3,814,309.94	22 USC 2392 90 STAT. 771
		19-11X1024	-4,100,000.00	22 USC 2392 90 STAT. 771
		72-11X1024	-41,646,823.84	22 USC 2392 90 STAT. 771
19-11X1024	4,100,000.00	11X1024	4,100,000.00	22 USC 2392 90 STAT. 771
72-11X1024	41,646,823.84	11X1024	41,646,823.84	22 USC 2392 90 STAT. 771
11X1025	-8,800,000.00	11X1024	-216,270.00	22 USC 2392 90 STAT. 771
		11X1026	208,000.00	22 USC 2392 90 STAT. 771
		19-11X1025	-25,000.00	22 USC 2392 90 STAT. 771
		72-11X1025	-8,766,729.80	22 USC 2392 90 STAT. 771
19-11X1025	25,000.00	11X1025	25,000.00	22 USC 2392 90 STAT. 771
72-11X1025	8,766,729.80	11X1025	8,766,729.80	22 USC 2392 90 STAT. 771
11X1026	-13,462,000.00	11X1023	15,234,000.85	22 USC 2392 90 STAT. 771
		11X1025	-208,000.00	22 USC 2392 90 STAT. 771
		11X1027	881,437.02	22 USC 2392 90 STAT. 771
		72-11X1026	-29,369,437.87	22 USC 2392 90 STAT. 771
72-11X1026	29,369,437.87	11X1026	29,369,437.87	22 USC 2392 90 STAT. 771
11X1027		11X1023	-1,835,626.05	22 USC 2392 90 STAT. 771
		11X1026	-881,437.02	22 USC 2392 90 STAT. 771
		72-11X1027	2,717,063.07	22 USC 2392 90 STAT. 771
72-11X1027	-2,717,063.07	11X1027	-2,717,063.07	22 USC 2392 90 STAT. 771
		1161036	-580,000.00	22 USC 2392 90 STAT. 771
72-1161036	580,000.00	1161036	580,000.00	22 USC 2392 90 STAT. 771
1161013	-4,600,000.00	1151013	26,280.29	22 USC 2392 90 STAT. 771
		72-1161013	-4,626,280.29	22 USC 2392 90 STAT. 771

**TABLE 2 - TRANSFERS (OTHER THAN APPROPRIATION TRANSFERS - TABLE 1) - Continued**

Account Symbol	Net Transfers	Details of Transfers		
		Accounts Involved	Amount From Or To (-)	Citation of Law
1151013		1161013	-\$26,280.29	22 USC 2392 90 STAT. 771
		72-1151013	26,280.29	22 USC 2751 89 STAT. 17
72-1161013	\$4,626,280.29	1161013	4,626,280.29	22 USC 2392 90 STAT. 771
72-1151013	-26,280.29	1151013	-26,280.29	22 USC 2751 89 STAT. 17
1161035	-10,000,000.00	72-1161035	-10,000,000.00	22 USC 2392 90 STAT. 771
72-1161035	10,000,000.00	1161035	10,000,000.00	22 USC 2392 90 STAT. 771
1161000	-55,500,000.00	72-1161000	-55,500,000.00	22 USC 2392 90 STAT. 771
72-1161000	55,500,000.00	1161000	55,500,000.00	22 USC 2392 90 STAT. 771
1151002	10,155.09	19-1151002	10,155.09	22 USC 2392 89 STAT. 17
19-1151002	-10,155.09	1151002	-10,155.09	22 USC 2392 89 STAT. 17
1131004		11X1023	-50,445.53	22 USC 2392 87 STAT. 7-8
		89-1131004	50,445.53	22 USC 2392 87 STAT. 7-8
89-1131004	-50,445.53	1131004	-50,445.53	22 USC 2392 87 STAT. 7-8
1161029	-5,000,000.00	1151029	871,745.09	22 USC 2392 90 STAT. 771
		72-1161029	-5,871,745.09	22 USC 2392 90 STAT. 771
1151029	-28,198.69	1161029	-871,745.09	22 USC 2392 90 STAT. 771
		1141029	843,546.40	22 USC 2751 89 STAT. 17
1141029	-108,804.52	1151029	-843,546.40	22 USC 2751 89 STAT. 17
		72-1141029	734,741.88	22 USC 2392 87STAT.714,1049
72-1161029	5,871,745.09	1161029	5,871,745.09	22 USC 2392 90 STAT. 771
72-1141029	-734,741.88	1141029	-734,741.88	22 USC 2392 87STAT.714,1049
11X4103	-2,432.28	11X1023	-894,635.05	22 USC 2392 90 STAT. 771
		11X1024	-1,016,882.16	22 USC 2392 90 STAT. 771
		72-11X4103	1,909,084.93	22 USC 2392 90 STAT. 771
72-11X4103	-1,909,084.93	11X4103	-1,909,084.93	22 USC 2392 90 STAT. 771
11X4111		11X1023	-6,584.11	22 USC 2392 90 STAT. 771
		11X1024	-3,814,309.94	22 USC 2392 90 STAT. 771
		72-11X4111	3,820,894.05	22 USC 2392 90 STAT. 771

Account Symbol	Net Transfers	Details of Transfers		
		Accounts Involved	Amount From Or To (-)	Citation of Law
72-11X4111	-\$3,820,894.05	11X4111	-\$3,820,894.05	22 USC 2392 90 STAT. 771
		1161022	1,014,866.63	22 USC 2392 90 STAT. 771
		1151022	923,444.06	22 USC 2392 90 STAT. 771
		19-1161022	-1,321,363.00	22 USC 2392 90 STAT. 771
		72-1161022	-14,089,779.00	22 USC 2392 90 STAT. 771
1151022		1161022	-923,444.06	22 USC 2392 90 STAT. 771
		1141022	624,662.48	22 USC 2392 89 STAT. 17
		72-1151022	298,781.58	22 USC 2392 89 STAT. 17
1141022		1161022	-1,014,866.63	22 USC 2392 90 STAT. 771
		1151022	-624,662.48	22 USC 2392 89 STAT. 17
		72-1141022	1,639,529.11	22 USC 2392 87STAT.714,1049
19-1161022	1,321,363.00	1161022	1,321,363.00	22 USC 2392 90 STAT. 771
72-1161022	14,089,779.00	1161022	14,089,779.00	22 USC 2392 90 STAT. 771
72-1151022	-298,781.58	1151022	-298,781.58	22 USC 2392 89 STAT. 17
72-1141022	-1,639,529.11	1141022	-1,639,529.11	22 USC 2392 87STAT.714,1049
1161079	-3,080,991.21	19-1161079	1,200,000.00	22 USC 2392 90 STAT. 771
		21-1161079	398,035.66	22 USC 2392 90 STAT. 771
		95-1161079	-4,679,026.87	22 USC 2392 90 STAT. 771
19-1161079	-1,200,000.00	1161079	-1,200,000.00	22 USC 2392 90 STAT. 771
21-1161079	-398,035.66	1161079	-398,035.66	22 USC 2392 90 STAT. 771
95-1161079	4,679,026.87	1161079	4,679,026.87	22 USC 2392 90 STAT. 771
		11X0035	-39,502,000.00	90 STAT. 608
		11X5001	39,502,000.00	90 STAT. 608
		11X0040	-1,360,000.00	22 USC 2601 89 STAT. 771
		1160040	-5,000,000.00	22 USC 2601 90 STAT. 778
19-11X0040	1,360,000.00	11X0040	1,360,000.00	22 USC 2601 89 STAT. 771
19-1160040	5,000,000.00	1160040	5,000,000.00	22 USC 2601 90 STAT. 778
TOTAL(TQ)	\$0		\$0	

Appropriations, Outlays, and Balances - Continued

Appropriation or Fund Account		Account symbol			Balances beginning of fiscal year 1/	Appropriations and other obligational authority 2/	Transfers, borrowings, and investments (net) 3/	Outlays (net)	Balances withdrawn and other transactions 4/	Balances end of fiscal year 5/
Title	Period of availability	Dept. Reg.	Tr. From	Account No.						
DEPARTMENT OF AGRICULTURE										
DEPARTMENTAL MANAGEMENT										
DEPARTMENTAL ADMINISTRATION										
GENERAL FUND ACCOUNTS										
DEPARTMENTAL ADMINISTRATION,										
AGRICULTURE										
FUND RESOURCES:										
UNDISBURSED FUNDS	1976	12		0120	- - - - -	\$16,401,900.00	- - - - -	\$17,559,499.60	- - - - -	(-\$1,157,599.60)
	SUBTOTAL FY 1976				- - - - -	16,401,900.00	- - - - -	17,559,499.60	- - - - -	(-1,157,599.60)
TRANSITION QUARTER										
UNDISBURSED FUNDS										
	1976	12		0120	(-\$1,157,599.60)	4,151,000.00	- - - - -	-974,868.31	\$577,988.15	3,390,280.56
	SUBTOTAL TRANSITION QUARTER				(-1,157,599.60)	4,151,000.00	- - - - -	-974,868.31	577,988.15	3,390,280.56
ACCOUNTS RECEIVABLE										
FUND EQUITIES:										
ACCOUNTS PAYABLE					- - - - -	- - - - -	- - - - -	- - - - -	2,347,355.16	-2,347,355.16
UNDELIVERED ORDERS					- - - - -	- - - - -	- - - - -	- - - - -	2,712,289.25	-2,712,289.25
	SUBTOTAL 12			0120	-0-	20,552,900.00	- - - - -	16,584,631.29	3,968,268.71	-0-
OFFICE OF THE SECRETARY, AGRICULTURE										
FUND RESOURCES:										
UNDISBURSED FUNDS	1976	12		0115	- - - - -	2,326,100.00	- - - - -	2,253,911.29	- - - - -	(72,188.71)
	1975				914,588.11	- - - - -	- - - - -	700,949.71	- - - - -	(213,638.40)
	1974				-258,921.01	- - - - -	- - - - -	45,353.32	- - - - -	(-304,274.33)
	PRIOR YEARS				84,423.69	- - - - -	- - - - -	61,599.54	- - - - -	(22,824.15)
	SUBTOTAL FY 1976				740,090.79	2,326,100.00	- - - - -	3,061,813.86	- - - - -	(4,376.93)
TRANSITION QUARTER										
UNDISBURSED FUNDS										
	1976	12		0115	(72,188.71)	564,000.00	- - - - -	1,029,794.27	- - - - -	6-393,605.56
	1975				(213,638.40)	- - - - -	- - - - -	210,253.75	- - - - -	3,384.65
	1974				(-304,274.33)	- - - - -	- - - - -	-5,336.71	- - - - -	6-297,910.95
	PRIOR YEARS				(22,824.15)	- - - - -	- - - - -	24,694.29	- - - - -	6-1,870.14
	SUBTOTAL TRANSITION QUARTER				(4,376.93)	564,000.00	- - - - -	1,259,405.60	2,357.98	-693,386.65
ACCOUNTS RECEIVABLE										
FUND EQUITIES:										
UNOBLIGATED BALANCE					-114,924.07	- - - - -	- - - - -	- - - - -	139,800.72	7-254,724.79
ACCOUNTS PAYABLE					-3,085,255.35	- - - - -	- - - - -	- - - - -	-2,896,217.07	-189,038.28
UNDELIVERED ORDERS					-117,261.72	- - - - -	- - - - -	- - - - -	7,142.08	-124,403.80
	SUBTOTAL 12			0115	-0-	2,890,100.00	- - - - -	4,321,219.46	-1,431,119.46	-0-
OFFICE OF INFORMATION, AGRICULTURE										
TRANSITION QUARTER										
UNDISBURSED FUNDS										
	PRIOR YEARS			12	- - - - -	- - - - -	- - - - -	- - - - -	-789.24	789.24
	SUBTOTAL TRANSITION QUARTER				- - - - -	- - - - -	- - - - -	- - - - -	-789.24	789.24
FUND EQUITIES:										
UNDELIVERED ORDERS					- - - - -	- - - - -	- - - - -	- - - - -	789.24	-789.24
	SUBTOTAL 12			0200	-0-	- - - - -	- - - - -	- - - - -	- - - - -	-0-
OFFICE OF MANAGEMENT SERVICES, AGRICULTURE										
FUND RESOURCES:										
UNDISBURSED FUNDS	1974	12		0700	-278,049.47	- - - - -	- - - - -	-167,336.03	- - - - -	(-110,713.44)
	PRIOR YEARS				- - - - -	- - - - -	- - - - -	43,121.76	- - - - -	(-43,121.76)
	SUBTOTAL FY 1976				-278,049.47	- - - - -	- - - - -	-124,214.27	- - - - -	(-153,835.20)
TRANSITION QUARTER										
UNDISBURSED FUNDS										
	1974	12		0700	(-110,713.44)	- - - - -	- - - - -	89,301.80	- - - - -	6-200,015.24
	PRIOR YEARS				(-43,121.76)	- - - - -	- - - - -	100.00	- - - - -	6-504.65
	SUBTOTAL TRANSITION QUARTER				(-153,835.20)	- - - - -	- - - - -	89,401.80	-42,717.11	-200,519.89
ACCOUNTS RECEIVABLE										
FUND EQUITIES:										
UNOBLIGATED BALANCE					-195,400.25	- - - - -	- - - - -	- - - - -	90,334.39	7-285,734.64
ACCOUNTS PAYABLE					-14,327.12	- - - - -	- - - - -	- - - - -	-14,209.66	-117.46
UNDELIVERED ORDERS					-3,841.88	- - - - -	- - - - -	- - - - -	972.02	-4,813.90
	SUBTOTAL 12			0700	-0-	- - - - -	- - - - -	-34,812.47	34,812.47	-0-
OFFICE OF THE INSPECTOR GENERAL, AGRICULTURE										
FUND RESOURCES:										
UNDISBURSED FUNDS	1976	12		0900	- - - - -	825,899,000.00	- - - - -	22,093,789.63	- - - - -	(3,805,210.37)
	1975				1,597,381.40	- - - - -	- - - - -	1,415,885.62	- - - - -	(181,495.78)
	1974				38,171.96	- - - - -	- - - - -	106,221.30	- - - - -	(-68,049.34)
	PRIOR YEARS				5,982.12	- - - - -	- - - - -	2,143.42	- - - - -	(3,838.70)
	SUBTOTAL FY 1976				1,641,535.48	25,899,000.00	- - - - -	23,618,039.97	- - - - -	(3,922,495.51)

TRANSITION QUARTER									
UNDISBURSED FUNDS		1976 12	0900	(3,805,210.37)	4,445,000.00		5,739,564.92	707,648.66	1,802,996.79
		1975		(181,495.78)			24,956.07	206,451.85	
		1974		(68,049.34)			-3,719.42	-73,632.41	
		PRIOR YEARS		(3,838.70)				-1,013.25	14,154.44
	SUBTOTAL TRANSITION QUARTER			(3,922,495.51)	4,445,000.00		5,710,889.43	839,454.85	1,817,151.23
ACCOUNTS RECEIVABLE				656,568.41				152,650.08	503,918.33
FUND EQUITIES:									
UNOBLIGATED BALANCE								15,970.85	7-15,970.85
ACCOUNTS PAYABLE				-2,231,552.49				-993,186.36	-1,238,366.13
UNDELIVERED ORDERS				-66,551.40				1,000,181.18	-1,066,732.58
	SUBTOTAL 12	0900		-0-	30,344,000.00		29,328,929.40	1,015,070.60	-0-
OFFICE OF THE GENERAL COUNSEL, AGRICULTURE									
FUND RESOURCES:									
UNDISBURSED FUNDS		1976 12	2300		8,517,000.00		8,337,857.31		(179,142.69)
		1975		348,614.99			461,195.51		(-112,580.52)
		1974		7,690.04			9,220.78		(-1,530.74)
		PRIOR YEARS		218.95			7,541.06		(-7,322.11)
	SUBTOTAL FY 1976			356,523.98	8,517,000.00		8,815,814.66		(57,709.32)
TRANSITION QUARTER									
UNDISBURSED FUNDS		1976 12	2300	(179,142.69)	2,156,000.00		1,830,285.83	106,990.08	397,866.78
		1975		(-112,580.52)			948.00	-111,516.31	6-2,012.21
		1974		(-1,530.74)			130.27		6-1,661.01
		PRIOR YEARS		(-7,322.11)				-7,203.31	6-118.80
	SUBTOTAL TRANSITION QUARTER			(57,709.32)	2,156,000.00		1,831,364.10	-11,729.54	394,074.76
ACCOUNTS RECEIVABLE				204,016.29				113,310.05	90,706.24
FUND EQUITIES:									
UNOBLIGATED BALANCE				-118.80				1,382.87	7-1,501.67
ACCOUNTS PAYABLE				-524,411.81				-75,781.15	-448,630.66
UNDELIVERED ORDERS				-36,009.66				-1,360.99	-34,648.67
	SUBTOTAL 12	2300		-0-	10,673,000.00		10,647,178.76	25,821.24	-0-
INTRAGOVERNMENTAL FUNDS									
WORKING CAPITAL FUND, DEPARTMENT									
OF AGRICULTURE									
FUND RESOURCES:									
UNDISBURSED FUNDS		NO YEAR 12	4609	-624,049.64			-5,023,527.12		(4,399,477.48)
	SUBTOTAL FY 1976			-624,049.64			-5,023,527.12		(4,399,477.48)
TRANSITION QUARTER									
UNDISBURSED FUNDS		NO YEAR 12	4609	(4,399,477.48)			-1,351,659.79		5,751,137.27
	SUBTOTAL TRANSITION QUARTER			(4,399,477.48)			-1,351,659.79		5,751,137.27
ACCOUNTS RECEIVABLE				9,957,821.15				5,159,815.67	4,798,005.48
UNFILLED CUSTOMER ORDERS				1,217,635.75				-2,311,515.86	3,529,151.61
FUND EQUITIES:									
UNOBLIGATED BALANCE				-2,698,492.46				2,807,383.54	-5,505,876.00
ACCOUNTS PAYABLE				-7,802,600.49				-77,945.13	-7,724,655.36
UNDELIVERED ORDERS				-50,314.31				797,448.69	-847,763.00
	SUBTOTAL 12	4609		-0-			-6,375,186.91	6,375,186.91	-0-
CONSOLIDATED WORKING FUND, AGRICULTURE, GENERAL									
FUND RESOURCES:									
UNDISBURSED FUNDS		1974-75 12	3900	-37.52			3.51		(-41.03)
		1973-74							
		1972		-338.03					(-338.03)
		PRIOR YEARS		338.03					(338.03)
	SUBTOTAL FY 1976			-37.52			3.51		(-41.03)
TRANSITION QUARTER									
UNDISBURSED FUNDS		1974-75 12	3900	(-41.03)			-41.03		
		1973-74					37.52		6-37.52
		1972		(-338.03)			-338.03		
		PRIOR YEARS		(338.03)			338.03		
	SUBTOTAL TRANSITION QUARTER			(-41.03)			-3.51		-37.52
ACCOUNTS RECEIVABLE				413.07				375.55	37.52
FUND EQUITIES:									
ACCOUNTS PAYABLE				-375.55				-375.55	
	SUBTOTAL 12	3900		-0-					-0-
CONSOLIDATED WORKING FUND, AGRICULTURE, OFFICE OF THE SECRETARY									
FUND RESOURCES:									
UNDISBURSED FUNDS		1976 12	3902				-41,157.44		(41,157.44)
		1975					425.54		(-425.54)
		1974		-3,114.13			1.00		(-3,115.13)
		PRIOR YEARS					4,372.41		(-4,372.41)
	SUBTOTAL FY 1976			-3,114.13			-36,358.49		(33,244.36)



SCIENTIFIC ACTIVITIES OVERSEAS, SPECIAL FOREIGN CURRENCY PROGRAM, AGRICULTURE									
FUND RESOURCES:									
UNDISBURSED FUNDS	NO YEAR	12	1404	20,349,406.46	7,500,000.00	-650,000.00	7,118,499.71		(20,080,906.75)
TRANSFER TO:									
NATIONAL SCIENCE FOUNDATION	NO YEAR	49 12	1404	1,271,162.77		650,000.00	250,617.76		(1,670,545.01)
	SUBTOTAL	FY 1976		21,620,569.23	7,500,000.00		7,369,117.47		(21,751,451.76)
TRANSITION QUARTER									
UNDISBURSED FUNDS	NO YEAR	12	1404	(20,080,906.75)	1,850,000.00	-150,000.00	2,978,226.59		18,802,680.16
TRANSFER TO:									
NATIONAL SCIENCE FOUNDATION	NO YEAR	49 12	1404	(1,670,545.01)		150,000.00	33,322.06		1,787,222.95
	SUBTOTAL	TRANSITION QUARTER		(21,751,451.76)	1,850,000.00		3,011,548.65		20,589,903.11
ACCOUNTS RECEIVABLE				6,567.31				6,002.42	564.89
FUND EQUITIES:									
UNOBLIGATED BALANCE				-1,426,009.73				-21,378.27	-1,404,631.46
ACCOUNTS PAYABLE				-215,672.09				16,777.87	-232,449.96
UNDELIVERED ORDERS				-19,985,454.72				-1,032,068.14	-18,953,386.58
	SUBTOTAL	12	1404	-0-	9,350,000.00		10,380,666.12	-1,030,666.12	-0-
TRUST FUND ACCOUNTS									
MISCELLANEOUS CONTRIBUTED FUNDS, AGRICULTURAL RESEARCH SERVICE									
FUND RESOURCES:									
UNDISBURSED FUNDS	NO YEAR	12	8200 14	468,872.91	796,458.00		787,021.19		(478,309.72)
	SUBTOTAL	FY 1976		468,872.91	796,458.00		787,021.19		(478,309.72)
TRANSITION QUARTER									
UNDISBURSED FUNDS	NO YEAR	12	8200 14	(478,309.72)	323,587.50		202,163.37		599,733.85
	SUBTOTAL	TRANSITION QUARTER		(478,309.72)	323,587.50		202,163.37		599,733.85
FUND EQUITIES:									
UNOBLIGATED BALANCE				-363,354.93				142,991.94	-506,346.87
ACCOUNTS PAYABLE				-80,252.45				-8,630.73	-71,621.72
UNDELIVERED ORDERS				-25,265.53				-3,500.27	-21,765.26
	SUBTOTAL	12	8200 14	-0-	1,120,045.50		989,184.56	130,860.94	-0-
TOTAL, AGRICULTURAL RESEARCH SERVICE FY 1976 . . . . .					291,135,458.00		247,441,541.92		
TOTAL, AGRICULTURAL RESEARCH SERVICE T.Q. . . . .					66,590,587.50		69,773,533.12	40,510,970.46	
ANIMAL AND PLANT HEALTH INSPECTION SERVICE									
GENERAL FUND ACCOUNTS									
ANIMAL AND PLANT HEALTH INSPECTION SERVICE									
FUND RESOURCES:									
UNDISBURSED FUNDS	NO YEAR	12	1600	18,312,246.00			424,434.55		(17,887,811.45)
	1976				377,729,000.00	4,936,537.00	346,518,259.65		(36,147,277.35)
	1975			25,777,297.95		-510,537.00	26,918,032.10		(-1,651,271.15)
	1974			808,644.57			905,220.44		(-96,575.87)
	PRIOR YEARS			282,874.21			26,139.88		(256,734.33)
	SUBTOTAL	FY 1976		45,181,062.73	377,729,000.00	4,426,000.00	374,792,086.62		(52,543,976.11)
TRANSITION QUARTER									
UNDISBURSED FUNDS	NO YEAR	12	1600	(17,887,811.45)			652,339.60		17,235,471.85
	1976			(36,147,277.35)	104,715,000.00	-2,726,000.00	95,098,795.48	4,336,352.09	38,701,129.78
	1975			(-1,651,271.15)			320,751.91	-1,564,352.99	6-407,670.07
	1974			(-96,575.87)		-217,634.74	-12,138.42	-302,072.19	
	PRIOR YEARS			(256,734.33)		217,634.74	483,388.41		54,509.78
	SUBTOTAL	TRANSITION QUARTER		(52,543,976.11)	104,715,000.00	-2,726,000.00	95,996,219.45	2,953,315.32	55,583,441.34
ACCOUNTS RECEIVABLE				7,020,112.23				77,936.70	6,942,175.53
FUND EQUITIES:									
UNOBLIGATED BALANCE				-18,066,465.40				-9,765,284.58	-8,301,180.82
ACCOUNTS PAYABLE				-25,249,464.75				3,174,034.24	-28,423,498.99
UNDELIVERED ORDERS				-8,885,244.81				16,915,692.25	-25,800,937.06
	SUBTOTAL	12	1600	-0-	482,444,000.00	1,700,000.00	470,788,306.07	13,355,693.93	-0-
SPECIAL FUND ACCOUNTS									
ANIMAL QUARANTINE STATION, ANIMAL AND PLANT HEALTH INSPECTION SERVICE									
FUND RESOURCES:									
UNDISBURSED FUNDS	NO YEAR	12	5222	94,060.03	100,000.00				(194,060.03)
	SUBTOTAL	FY 1976		94,060.03	100,000.00				(194,060.03)
TRANSITION QUARTER									
UNDISBURSED FUNDS	NO YEAR	12	5222	(194,060.03)					194,060.03
	SUBTOTAL	TRANSITION QUARTER		(194,060.03)					194,060.03
FUND EQUITIES:									
UNOBLIGATED BALANCE				-94,060.03				100,000.00	-194,060.03
	SUBTOTAL	12	5222	-0-	100,000.00			100,000.00	-0-

FOOTNOTES AT END OF CHAPTER

Appropriations, Outlays, and Balances - Continued

Appropriation or Fund Account		Account symbol			Balances beginning of fiscal year 1/	Appropriations and other obligational authority 2/	Transfers, borrowings, and investments (net) 3/	Outlays (net)	Balances withdrawn and other transactions 4/	Balances end of fiscal year 5/
Title	Period of availability	Dept. Reg.	Account No.	Sub. No.						
SCIENCE AND EDUCATION PROGRAMS-CONTINUED										
ANIMAL AND PLANT HEALTH INSPECTION SERVICE-CONTINUED										
TRUST FUND ACCOUNTS										
EXPENSES AND REFUNDS, INSPECTION AND GRADING OF FARM PRODUCTS, ANIMAL AND PLANT HEALTH INSPECTION SERVICE										
FUND RESOURCES:										
UNDISBURSED FUNDS	NO YEAR 12		8015	16	\$471,392.02	\$439,264.37	-----	\$441,405.88	-----	(\$469,250.51)
	FY 1976				471,392.02	439,264.37	-----	441,405.88	-----	(469,250.51)
SUBTOTAL										
TRANSITION QUARTER UNDISBURSED FUNDS	NO YEAR 12		8015	16	(469,250.51)	154,055.86	-----	70,849.60	-----	552,456.77
	TRANSITION QUARTER				(469,250.51)	154,055.86	-----	70,849.60	-----	552,456.77
SUBTOTAL TRANSITION QUARTER										
ACCOUNTS RECEIVABLE					113,984.39	-----	-----	-----	-----	-----
FUND EQUITIES:										
UNOBLIGATED BALANCE					-557,209.24	-----	-----	-----	-126,560.98	-430,648.26
ACCOUNTS PAYABLE					-27,767.17	-----	-----	-----	94,041.34	-121,808.51
UNDELIVERED ORDERS					-0-	-----	-----	-----	61,064.75	-0-
SUBTOTAL 12										
EXPENSES, FEED AND ATTENDANTS FOR ANIMALS IN QUARANTINE, ANIMAL AND PLANT HEALTH INSPECTION SERVICE										
FUND RESOURCES:										
UNDISBURSED FUNDS	NO YEAR 12		8101	16	20,834.69	693,657.10	-----	665,690.49	-----	(48,801.30)
	FY 1976				20,834.69	693,657.10	-----	665,690.49	-----	(48,801.30)
SUBTOTAL										
TRANSITION QUARTER UNDISBURSED FUNDS	NO YEAR 12		8101	16	(48,801.30)	194,589.40	-----	123,497.96	-----	119,892.74
	TRANSITION QUARTER				(48,801.30)	194,589.40	-----	123,497.96	-----	119,892.74
SUBTOTAL TRANSITION QUARTER										
FUND EQUITIES:										
UNOBLIGATED BALANCE					-523.46	-----	-----	-----	85,790.15	-86,313.61
ACCOUNTS PAYABLE					-16,907.09	-----	-----	-----	7,539.19	-24,446.28
UNDELIVERED ORDERS					-3,404.14	-----	-----	-----	5,728.71	-9,132.85
SUBTOTAL 12										
MISCELLANEOUS CONTRIBUTED FUNDS, ANIMAL AND PLANT HEALTH INSPECTION SERVICE										
FUND RESOURCES:										
UNDISBURSED FUNDS	NO YEAR 12		8200	16	180,523.05	523,544.01	-----	546,182.70	-----	(157,884.36)
	FY 1976				180,523.05	523,544.01	-----	546,182.70	-----	(157,884.36)
SUBTOTAL										
TRANSITION QUARTER UNDISBURSED FUNDS	NO YEAR 12		8200	16	(157,884.36)	88,341.04	-----	133,912.77	-----	112,312.63
	TRANSITION QUARTER				(157,884.36)	88,341.04	-----	133,912.77	-----	112,312.63
SUBTOTAL TRANSITION QUARTER										
UNFILLED CUSTOMER ORDERS					154,809.46	-----	-----	-----	63,069.97	91,739.49
FUND EQUITIES:										
UNOBLIGATED BALANCE					-154,809.46	-----	-----	-----	-63,069.97	-91,739.49
ACCOUNTS PAYABLE					-180,491.05	-----	-----	-----	-68,178.42	-112,312.63
UNDELIVERED ORDERS					-32.00	-----	-----	-----	-32.00	-----
SUBTOTAL 12										
TOTAL, ANIMAL AND PLANT HEALTH INSPECTION SERVICE FY 1976 . . . . .					-----	379,485,465.48	\$4,426,000.00	376,445,365.69	-----	-----
TOTAL, ANIMAL AND PLANT HEALTH INSPECTION SERVICE T.Q. . . . .					-----	105,151,986.30	-2,726,000.00	96,324,479.78	13,567,606.31	-----
COOPERATIVE STATE RESEARCH SERVICE										
GENERAL FUND ACCOUNTS										
COOPERATIVE STATE RESEARCH SERVICE										
FUND RESOURCES:										
UNDISBURSED FUNDS	NO YEAR 12		1500		40,507.00	-----	-----	34,888.14	-----	(5,618.86)
	1976				-----	114,460,000.00	-----	88,533,398.04	-----	(25,926,601.96)
	1975				18,040,967.80	-----	-----	8,875,933.86	-----	(9,165,033.94)
	1974				7,751,078.05	-----	-----	3,168,121.84	-----	(4,582,956.21)
	PRIOR YEARS				6,680,502.91	-----	-----	3,973,369.34	-----	(2,707,133.57)
SUBTOTAL FY 1976										
					32,513,055.76	114,460,000.00	-----	104,585,711.22	-----	(42,387,344.54)

TRANSITION QUARTER UNDISBURSED FUNDS	NO YEAR 12	1500	(5,618.86)			1,003.65		4,615.21
	1976		(25,926,601.96)	28,615,000.00		26,570,406.20	10,820,308.93	17,150,886.83
	1975		(9,165,033.94)			1,083,813.03	126,300.82	7,954,920.09
	1974		(4,582,956.21)			729,038.98	77,477.65	
	PRIOR YEARS		(2,707,133.57)		-3,776,439.58	377,102.68	138,076.48	5,968,393.99
SUBTOTAL TRANSITION QUARTER			(42,387,344.54)	28,615,000.00		28,761,364.54	11,162,163.88	31,078,816.12
ACCOUNTS RECEIVABLE			441,173.26				-470,694.17	911,867.43
FUND EQUITIES:								
UNOBLIGATED BALANCE			-2,300.00				2,315.21	-4,615.21
ACCOUNTS PAYABLE			-22,654,474.19				-22,483,731.98	-170,742.21
UNDELIVERED ORDERS			-10,297,454.83				21,517,871.30	-31,815,326.13
			-0-				9,727,924.24	-0-
TRUST FUND ACCOUNTS	SUBTOTAL 12	1500		143,075,000.00		133,347,075.76		
MISCELLANEOUS CONTRIBUTED FUNDS, COOPERATIVE STATE RESEARCH SERVICE								
FUND RESOURCES:								
UNDISBURSED FUNDS	NO YEAR 12	8200 15	4,478.41			1,520.00		(2,958.41)
	SUBTOTAL FY 1976		4,478.41			1,520.00		(2,958.41)
TRANSITION QUARTER UNDISBURSED FUNDS	NO YEAR 12	8200 15	(2,958.41)					2,958.41
	SUBTOTAL TRANSITION QUARTER		(2,958.41)					2,958.41
FUND EQUITIES:								
UNOBLIGATED BALANCE			-4,478.41				-1,520.00	-2,958.41
	SUBTOTAL 12	8200 15	-0-			1,520.00	-1,520.00	-0-
TOTAL, COOPERATIVE STATE RESEARCH SERVICE FY 1976 . . . . .				114,460,000.00		104,587,231.22		
TOTAL, COOPERATIVE STATE RESEARCH SERVICE T.O. . . . .				28,615,000.00		28,761,364.54	9,726,404.24	
EXTENSION SERVICE								
GENERAL FUND ACCOUNTS								
EXTENSION SERVICE								
FUND RESOURCES:								
UNDISBURSED FUNDS	1976 12	0502		228,935,000.00		195,221,379.73		(33,713,620.27)
	1975		24,169,595.48			24,213,701.73		(-44,106.25)
	1974		94,810.84			-54,085.14		(148,895.98)
	PRIOR YEARS		66,433.97			26,092.87		(40,341.10)
	SUBTOTAL FY 1976		24,330,840.29	228,935,000.00		219,407,089.19		(33,858,751.10)
TRANSITION QUARTER UNDISBURSED FUNDS	1976 12	0502	(33,713,620.27)	57,453,000.00		57,064,383.00	598,383.66	33,503,853.61
	1975		(-44,106.25)			-36,143.30	-7,962.95	
	1974		(148,895.98)			-28,053.12	176,949.10	
	PRIOR YEARS		(40,341.10)			-27,606.86	67,947.96	
	SUBTOTAL TRANSITION QUARTER		(33,858,751.10)	57,453,000.00		56,972,579.72	835,317.77	33,503,853.61
ACCOUNTS RECEIVABLE			505,563.29				-107,259.60	612,822.89
UNFILLED CUSTOMER ORDERS			75,129.74				-49,679.13	124,808.87
FUND EQUITIES:								
UNOBLIGATED BALANCE							78,120.09	78,120.09
ACCOUNTS PAYABLE			-24,643,096.45				9,240,472.50	-33,883,568.95
UNDELIVERED ORDERS			-268,436.87				11,359.46	-279,796.33
	SUBTOTAL 12	0502	-0-	286,388,000.00		276,379,668.91	10,008,331.09	-0-
INTRAGOVERNMENTAL FUNDS								
CONSOLIDATED WORKING FUND, AGRICULTURE, EXTENSION SERVICE								
FUND RESOURCES:								
UNDISBURSED FUNDS	NO YEAR 12	3905				-1,904,746.33		(1,904,746.33)
	1974		71,299.88					(71,299.88)
	PRIOR YEARS		28,059.11			3,839.73		(24,219.38)
	SUBTOTAL FY 1976		99,358.99			-1,900,906.60		(2,000,265.59)
TRANSITION QUARTER UNDISBURSED FUNDS	NO YEAR 12	3905	(1,904,746.33)			-1,744,864.51		3,649,610.84
	1974		(71,299.88)			11,300.00	4,999.88	
	PRIOR YEARS		(24,219.38)		-55,000.00		18,219.38	61,000.00
	SUBTOTAL TRANSITION QUARTER		(2,000,265.59)		55,000.00	-1,733,564.51	23,219.26	3,710,610.84
FUND EQUITIES:								
UNOBLIGATED BALANCE							537,019.01	-537,019.01
ACCOUNTS PAYABLE			-93,328.23				3,079,913.60	-3,173,241.83
UNDELIVERED ORDERS			-6,030.76				-5,680.76	-350.00
	SUBTOTAL 12	3905	-0-			-3,634,471.11	3,634,471.11	-0-
TOTAL, EXTENSION SERVICE FY 1976 . . . . .				228,935,000.00		217,506,182.59		
TOTAL, EXTENSION SERVICE T.O. . . . .				57,453,000.00		55,239,015.21	13,642,802.20	

FOOTNOTES AT END OF CHAPTER



Appropriations, Outlays, and Balances - Continued

Appropriation or Fund Account		Account symbol			Balances beginning of fiscal year 1/	Appropriations and other obligational authority 2/	Transfers, borrowings, and investments (net) 3/	Outlays (net)	Balances withdrawn and other transactions 4/	Balances end of fiscal year 5/
Title	Period of availability	Dept. Reg.	Account No.	Sub. No.						
SCIENCE AND EDUCATION PROGRAMS-CONTINUED										
NATIONAL AGRICULTURAL LIBRARY										
GENERAL FUND ACCOUNTS										
NATIONAL AGRICULTURAL LIBRARY										
FUND RESOURCES:										
UNDISBURSED FUNDS	1976 12		0300		---	\$5,539,000.00	---	\$4,815,323.95	---	( \$723,676.05)
	1975				\$558,118.67	---	---	502,173.00	---	( 55,945.67)
	1974				39,467.16	---	---	46,188.50	---	( -6,721.34)
	PRIOR YEARS				---	---	---	8,019.82	---	( -8,019.82)
	SUBTOTAL FY 1976				597,585.83	5,539,000.00	---	5,371,705.27	---	( 764,880.56)
TRANSITION QUARTER										
UNDISBURSED FUNDS	1976 12		0300		( 723,676.05)	1,397,000.00	---	1,186,532.32	\$17,321.85	916,821.88
	1975				( 55,945.67)	---	---	-242.26	-10,143.88	66,331.81
	1974				( -6,721.34)	---	---	5,383.27	---	6-12,104.61
	PRIOR YEARS				( -8,019.82)	---	---	---	-6,719.82	6-1,500.00
	SUBTOTAL TRANSITION QUARTER				( 764,880.56)	1,397,000.00	---	1,191,673.33	458.15	965,749.08
ACCOUNTS RECEIVABLE										
FUND EQUITIES:					404,211.74	---	---	---	65,084.63	339,127.11
UNOBLIGATED BALANCE					-1,266.54	---	---	---	73,005.82	7-74,272.36
ACCOUNTS PAYABLE					-844,340.10	---	---	---	-551,903.40	-292,436.70
UNDELIVERED ORDERS					-156,190.93	---	---	---	785,976.20	-942,107.13
	SUBTOTAL 12		0300		-0-	6,936,000.00	---	6,563,378.60	372,621.40	-0-
LIBRARY FACILITIES, NATIONAL										
AGRICULTURAL LIBRARY										
FUND RESOURCES:										
UNDISBURSED FUNDS	NO YEAR 12		0301		1,515.99	---	\$39,938.74	---	---	( 41,454.73)
TRANSFER TO:					---	---	---	---	---	---
GENERAL SERVICES ADMINISTRATION	NO YEAR 47 12		0301		39,938.74	---	-39,938.74	---	---	---
	SUBTOTAL FY 1976				41,454.73	---	---	---	---	( 41,454.73)
TRANSITION QUARTER										
UNDISBURSED FUNDS	NO YEAR 12		0301		( 41,454.73)	---	---	---	---	41,454.73
	NO YEAR				---	---	---	---	---	---
	SUBTOTAL TRANSITION QUARTER				( 41,454.73)	---	---	---	---	41,454.73
FUND EQUITIES:										
UNOBLIGATED BALANCE					-41,454.73	---	---	---	---	-41,454.73
	SUBTOTAL 12		0301		-0-	---	---	---	---	-0-
TOTAL, NATIONAL AGRICULTURAL LIBRARY FY 1976 . . . . .										
					---	5,539,000.00	---	5,371,705.27	---	---
TOTAL, NATIONAL AGRICULTURAL LIBRARY T.Q. . . . .										
					---	1,397,000.00	---	1,191,673.33	372,621.40	---
TOTAL, SCIENCE AND EDUCATION PROGRAMS FY 1976 . . . . .										
					---	1,019,554,923.48	4,426,000.00	951,352,026.69	---	---
TOTAL, SCIENCE AND EDUCATION PROGRAMS T.Q. . . . .										
					---	259,207,573.80	-2,726,000.00	251,290,065.98	77,820,404.61	---
AGRICULTURAL ECONOMICS										
STATISTICAL REPORTING SERVICE										
GENERAL FUND ACCOUNTS										
STATISTICAL REPORTING SERVICE										
FUND RESOURCES:										
UNDISBURSED FUNDS	1976 12		1800		---	31,415,000.00	---	29,347,262.15	---	( 2,067,737.85)
	1975				1,583,933.73	---	---	2,752,035.66	---	( -1,168,101.93)
	1974				-895,006.48	---	---	-331,590.53	---	( -563,415.95)
	PRIOR YEARS				---	---	---	59,386.95	---	( -59,386.95)
	SUBTOTAL FY 1976				688,927.25	31,415,000.00	---	31,827,094.23	---	( 276,833.02)
TRANSITION QUARTER										
UNDISBURSED FUNDS	1976 12		1800		( 2,067,737.85)	7,936,000.00	---	7,273,438.37	10,916.46	2,719,383.02
	1975				( -1,168,101.93)	---	---	-296,302.50	-736,058.00	6-135,741.43
	1974				( -563,415.95)	---	---	-50,784.05	---	6-512,631.90
	PRIOR YEARS				( -59,386.95)	---	---	---	---	6-59,386.95
	SUBTOTAL TRANSITION QUARTER				( 276,833.02)	7,936,000.00	---	6,926,351.82	-725,141.54	2,011,622.74
ACCOUNTS RECEIVABLE										
					3,408,214.77	---	---	---	1,360,023.06	2,048,191.71

FUND EQUITIES:									
UNBLIGATED BALANCE			-287,652.99					-240,286.29	7-47,366.70
ACCOUNTS PAYABLE			-3,535,501.34					-2,131,604.94	-1,403,896.40
UNDELIVERED ORDERS			-273,987.69					2,334,563.66	-2,608,551.35
			-0-					597,553.95	-0-
TRUST FUND ACCOUNTS	SUBTOTAL 12	1800		39,351,000.00			38,753,446.05		
MISCELLANEOUS CONTRIBUTED FUNDS, STATISTICAL REPORTING SERVICE									
FUND RESOURCES:									
UNDISBURSED FUNDS									
	NU YEAR 12	8200 18	3,993.07	21,820.63			22,995.14		(2,818.56)
	SUBTOTAL FY 1976		3,993.07	21,820.63			22,995.14		(2,818.56)
TRANSITION QUARTER									
UNDISBURSED FUNDS									
	NU YEAR 12	8200 18	(2,818.56)	11,545.88			21,110.48		6-6,746.04
	SUBTOTAL TRANSITION QUARTER		(2,818.56)	11,545.88			21,110.48		-6,746.04
ACCOUNTS RECEIVABLE								-10,653.00	10,653.00
FUND EQUITIES:									
UNBLIGATED BALANCE			270.87					4,117.83	-3,846.96
ACCOUNTS PAYABLE			-4,263.94					-4,203.94	-0.00
	SUBTOTAL 12	8200 18	-0-	33,366.51			44,105.62	-10,739.11	-0-
TOTAL, STATISTICAL REPORTING SERVICE FY 1976				31,436,820.63			31,850,089.37		
TOTAL, STATISTICAL REPORTING SERVICE T.Q.				7,947,545.88			6,947,462.30	586,814.84	
ECONOMIC RESEARCH SERVICE									
GENERAL FUND ACCOUNTS									
ECONOMIC RESEARCH SERVICE									
FUND RESOURCES:									
UNDISBURSED FUNDS									
	1976 12	1700		25,781,769.00			23,219,000.14		(2,562,768.86)
	1975		1,469,762.97				1,148,993.21		(320,769.76)
	1974		-106,768.79				231,720.20		(-338,488.99)
	PRIOR YEARS						38,297.56		(-38,297.56)
	SUBTOTAL FY 1976		1,362,994.18	25,781,769.00			24,638,011.11		(2,506,752.07)
TRANSITION QUARTER									
UNDISBURSED FUNDS									
	1976 12	1700	(2,562,768.86)	6,517,000.00			6,085,187.62	122,337.36	2,872,243.88
	1975		(320,769.76)				118,162.08	-181,386.83	383,994.51
	1974		(-338,488.99)				77,945.81		6-416,434.80
	PRIOR YEARS		(-38,297.56)				-1,499.05		6-36,798.51
	SUBTOTAL TRANSITION QUARTER		(2,506,752.07)	6,517,000.00			6,279,796.46	-59,049.47	2,803,005.08
ACCOUNTS RECEIVABLE			2,107,479.00					385,933.05	1,721,545.95
FUND EQUITIES:									
UNBLIGATED BALANCE			-124,809.67					39,453.96	7-164,263.63
ACCOUNTS PAYABLE			-2,505,606.68					-1,166,574.63	-1,339,032.05
UNDELIVERED ORDERS			-840,056.83					2,181,198.52	-3,021,255.35
	SUBTOTAL 12	1700	-0-	32,298,769.00			30,917,807.57	1,380,961.43	-0-
INTRAGOVERNMENTAL FUNDS									
CONSOLIDATED WORKING FUND, AGRICULTURE, ECONOMIC RESEARCH SERVICE									
FUND RESOURCES:									
UNDISBURSED FUNDS									
	1976 12	3917					3,769,417.64		(-3,769,417.64)
	1975		-1,948,808.59				-1,939,894.39		(-8,914.20)
	1974		-1,948,808.59				1,829,523.25		(-3,778,331.84)
	SUBTOTAL FY 1976								
TRANSITION QUARTER									
UNDISBURSED FUNDS									
	1976 12	3917	(-3,769,417.64)				-2,819,138.38		6-950,279.26
	1975		(-8,914.20)				-8,914.20		
	1974						53.86		6-53.86
	SUBTOTAL TRANSITION QUARTER		(-3,778,331.84)				-2,827,998.72		-950,333.12
ACCOUNTS RECEIVABLE			6,160,353.19					-414,961.06	6,575,314.25
UNFILLED CUSTOMER ORDERS			188,566.38					-19,070.68	207,637.06
FUND EQUITIES:									
ACCOUNTS PAYABLE			-4,211,544.60					-591,294.41	-3,620,250.19
UNDELIVERED ORDERS			-188,566.38					2,023,801.62	-2,212,368.00
	SUBTOTAL 12	3917	-0-				-998,475.47	998,475.47	-0-

FOOTNOTES AT END OF CHAPTER

Appropriations, Outlays, and Balances - Continued

Appropriation or Fund Account		Account symbol			Balances beginning of fiscal year 1/	Appropriations and other obligational authority 2/	Transfers, borrowings, and investments (net) 3/	Outlays (net)	Balances withdrawn and other transactions 4/	Balances end of fiscal year 5/
Title	Period of availability	Dept. Reg.   Tr. From	Account No.	Sub. No.						
AGRICULTURAL ECONOMICS-CONTINUED										
ECONOMIC RESEARCH SERVICE-CONTINUED										
TRUST FUND ACCOUNTS										
MISCELLANEOUS CONTRIBUTED FUNDS,										
ECONOMIC RESEARCH SERVICE										
FUND RESOURCES:										
UNDISBURSED FUNDS	NO YEAR 12		8200	17	\$295,178.51	\$3,795.00		\$212,725.46		(\$86,248.05)
	SUBTOTAL FY 1976				295,178.51	3,795.00		212,725.46		(86,248.05)
TRANSITION QUARTER	NO YEAR 12		8200	17	(86,248.05)	7,712.00		3,377.17		90,582.88
UNDISBURSED FUNDS					(86,248.05)	7,712.00		3,377.17		90,582.88
	SUBTOTAL TRANSITION QUARTER				25,015.34				-\$52.23	25,067.57
ACCOUNTS RECEIVABLE										
FUND EQUITIES:										
UNOBLIGATED BALANCE					-173,266.54				-58,315.15	-114,951.39
ACCOUNTS PAYABLE					-26,369.64				-25,670.58	-699.06
UNDELIVERED ORDERS					-120,557.67				-120,557.67	
	SUBTOTAL 12		8200	17	-0-	11,507.00		216,102.63	-204,595.63	-0-
TOTAL, ECONOMIC RESEARCH SERVICE FY 1976						25,785,564.00		26,680,259.82		
TOTAL, ECONOMIC RESEARCH SERVICE T.O.						6,524,712.00		3,455,174.91	2,174,841.27	
TOTAL, AGRICULTURAL ECONOMICS FY 1976						57,222,384.63		58,530,349.19		
TOTAL, AGRICULTURAL ECONOMICS T.O.						14,472,257.88		10,402,637.21	2,761,656.11	
MARKETING SERVICES										
PACKERS AND STOCKYARDS ADMINISTRATION										
GENERAL FUND ACCOUNTS										
PACKERS AND STOCKYARDS ADMINISTRATION										
FUND RESOURCES:										
UNDISBURSED FUNDS	1976	12	2600			5,171,000.00		4,837,379.36		(333,620.64)
	1975				346,473.42			324,136.23		(22,337.19)
	1974				4,583.50			1,666.02		(2,917.48)
	PRIOR YEARS							652.64		(-652.64)
	SUBTOTAL FY 1976				351,056.92	5,171,000.00		5,163,834.25		(358,222.67)
TRANSITION QUARTER	1976	12	2600		(333,620.64)	1,321,000.00		1,203,395.76	206,138.54	245,086.34
UNDISBURSED FUNDS	1975				(22,337.19)			-4,752.76	26,138.76	951.19
	1974				(2,917.48)			465.42	2,413.38	
	PRIOR YEARS				(-652.64)				-433.21	6-180.75
	SUBTOTAL TRANSITION QUARTER				(358,222.67)	1,321,000.00		1,199,108.42	234,257.47	245,856.78
ACCOUNTS RECEIVABLE					36,397.81				6,375.58	30,022.23

FUND EQUITIES:									
UNOBLIGATED BALANCE			-190.43					-190.43	
ACCOUNTS PAYABLE			-381,358.41					-130,656.66	-250,701.75
UNDELIVERED ORDERS			-5,905.89					19,271.37	-25,177.26
	SUBTOTAL 12	2600	-0-	6,492,000.00		6,362,942.67		129,057.33	-0-
TOTAL, PACKERS AND STOCKYARDS ADMINISTRATION FY 1976				5,171,000.00		5,163,834.25			
TOTAL, PACKERS AND STOCKYARDS ADMINISTRATION T.O.				1,321,000.00		1,199,108.42		129,057.33	
FARMER COOPERATIVE SERVICE									
GENERAL FUND ACCOUNTS									
FARMER COOPERATIVE SERVICE									
FUND RESOURCES:									
UNDISBURSED FUNDS	1976 12	0400		2,559,000.00		2,427,026.66			(131,973.34)
	1975		171,625.92			269,030.28			(-97,404.36)
	1974		77,425.98			51,292.09			(26,133.89)
	PRIOR YEARS		24,781.50			16,287.75			(8,493.75)
	SUBTOTAL FY 1976		273,833.40	2,559,000.00		2,763,636.78			(69,196.62)
TRANSITION QUARTER UNDISBURSED FUNDS									
	1976 12	0400	(131,973.34)	647,000.00		517,469.11	31,801.12		229,703.11
	1975		(-97,404.36)			4,662.63	-52,388.83		6-49,678.16
	1974		(26,133.89)			7,437.50	-10,085.10		
	PRIOR YEARS		(8,493.75)			28,781.49	-11,541.69		47,833.93
	SUBTOTAL TRANSITION QUARTER		(69,196.62)	647,000.00		530,552.24	-42,214.50		227,858.88
			127,767.20				-26,900.52		154,667.72
ACCOUNTS RECEIVABLE									
FUND EQUITIES:									
ACCOUNTS PAYABLE			-271,528.49					-144,283.18	-127,245.31
UNDELIVERED ORDERS			-130,072.11					125,209.18	-255,281.29
	SUBTOTAL 12	0400	-0-	3,206,000.00		3,294,189.02		-88,189.02	-0-
TRUST FUND ACCOUNTS									
MISCELLANEOUS CONTRIBUTED FUNDS,									
FARMER COOPERATIVE SERVICE									
FUND RESOURCES:									
UNDISBURSED FUNDS	NO YEAR 12	8200 4	34,640.77	54,262.96		60,632.80			(28,270.93)
	SUBTOTAL FY 1976		34,640.77	54,262.96		60,632.80			(28,270.93)
TRANSITION QUARTER UNDISBURSED FUNDS									
	NO YEAR 12	8200 4	(28,270.93)	11,216.74		10,601.43			28,886.24
	SUBTOTAL TRANSITION QUARTER		(28,270.93)	11,216.74		10,601.43			28,886.24
FUND EQUITIES:									
UNOBLIGATED BALANCE			-28,888.36					-5,019.34	-23,869.02
ACCOUNTS PAYABLE			-4,539.90					-3,235.19	-1,304.71
UNDELIVERED ORDERS			-1,212.51					2,500.00	-3,712.51
	SUBTOTAL 12	8200 4	-0-	65,479.70		71,234.23		-5,754.53	-0-
TOTAL, FARMER COOPERATIVE SERVICE FY 1976				2,613,262.96		2,824,269.58			
TOTAL, FARMER COOPERATIVE SERVICE T.O.				658,216.74		541,153.67		-93,943.55	
TOTAL, MARKETING SERVICES FY 1976				7,784,262.96		7,988,103.83			
TOTAL, MARKETING SERVICES T.O.				1,979,216.74		1,740,262.09		35,113.78	
INTERNATIONAL PROGRAMS									
FOREIGN AGRICULTURAL SERVICE									
GENERAL FUND ACCOUNTS									
FOREIGN AGRICULTURAL SERVICE									
FUND RESOURCES:									
UNDISBURSED FUNDS	1976 12	2900		37,071,000.00		22,678,176.99			(14,392,823.01)
	1975		11,543,512.78			4,186,888.00			(7,356,624.78)
	1974		8,578,935.53			4,081,313.87			(4,497,621.66)
	PRIOR YEARS		6,754,335.96			2,484,283.97			(4,270,051.99)
	SUBTOTAL FY 1976		26,876,784.27	37,071,000.00		33,430,662.83			(30,517,121.44)

FOOTNOTES AT END OF CHAPTER

Appropriations, Outlays, and Balances - Continued

Appropriation or Fund Account		Account symbol			Balances beginning of fiscal year 1/	Appropriations and other obligational authority 2/	Transfers, borrowings, and investments (net) 3/	Outlays (net)	Balances withdrawn and other transactions 4/	Balances end of fiscal year 5/
Title	Period of availability	Dept. Reg.   Tr. From	Account No.	Sub. No.						
INTERNATIONAL PROGRAMS-CONTINUED										
FOREIGN AGRICULTURAL SERVICE-CONTINUED										
GENERAL FUND ACCOUNTS-CONTINUED										
FOREIGN AGRICULTURAL SERVICE-CONTINUED										
FUND RESOURCES - CONTINUED										
TRANSITION QUARTER										
UNDISBURSED FUNDS	1976	12	2900		( \$14,392,823.01)	\$9,283,000.00	---	\$9,343,289.11	\$260,173.55	\$14,072,360.35
	1975				( 7,356,624.78)	---	---	672,586.21	202,064.98	6,481,973.59
	1974				( 4,497,621.66)	---	---	1,143,292.04	-85,562.13	---
	PRIOR YEARS				( 4,270,051.99)	---	---	3,435,891.75	1,977,328.21	5,498,763.02
	SUBTOTAL TRANSITION QUARTER				(30,517,121.44)	9,283,000.00	---	11,393,019.87	2,354,004.61	26,053,096.96
ACCOUNTS RECEIVABLE					1,597,171.90	---	---	---	-259,385.34	1,856,557.24
UNFILLED CUSTOMER ORDERS					24,300.00	---	---	---	24,300.00	---
FUND EQUITIES:										
ACCOUNTS PAYABLE					-1,635,251.85	---	---	---	114,180.02	-1,749,431.87
UNDELIVERED ORDERS					-26,863,004.32	---	---	---	-702,781.99	-26,160,222.33
	SUBTOTAL 12			2900	-0-	46,354,000.00	---	44,823,682.70	1,530,317.30	-0-
SALARIES AND EXPENSES, SPECIAL										
FOREIGN CURRENCY PROGRAM, FOREIGN										
AGRICULTURAL SERVICE										
FUND RESOURCES:										
UNDISBURSED FUNDS										
	NO YEAR	12	2901		3,593,158.83	---	---	420,498.33	---	( 3,164,660.50)
	SUBTOTAL FY 1976				3,593,158.83	---	---	428,498.33	---	( 3,164,660.50)
TRANSITION QUARTER										
UNDISBURSED FUNDS										
	NO YEAR	12	2901		( 3,164,660.50)	---	---	100,533.78	---	3,064,126.72
	SUBTOTAL TRANSITION QUARTER				( 3,164,660.50)	---	---	100,533.78	---	3,064,126.72
ACCOUNTS RECEIVABLE					127,597.42	---	---	---	63,495.37	64,102.05
FUND EQUITIES:										
UNOBLIGATED BALANCE					-2,734,607.77	---	---	---	-491,680.02	-2,242,927.75
ACCOUNTS PAYABLE					-33,505.81	---	---	---	-20,374.49	-13,131.32
UNDELIVERED ORDERS					-952,642.67	---	---	---	-80,472.97	-872,169.70
	SUBTOTAL 12			2901	-0-	---	---	529,032.11	-529,032.11	-0-
TOTAL, FOREIGN AGRICULTURAL SERVICE FY 1976					---	37,071,000.00	---	33,859,161.16	---	---
TOTAL, FOREIGN AGRICULTURAL SERVICE T.Q.					---	9,283,000.00	---	11,493,553.65	1,001,285.19	---
FOREIGN ASSISTANCE AND SPECIAL EXPORT PROGRAMS										
GENERAL FUND ACCOUNTS										
EXPENSES, PUBLIC LAW 480, FOREIGN ASSISTANCE PROGRAMS, AGRICULTURE										
FUND RESOURCES:										
UNDISBURSED FUNDS										
	NO YEAR	12	2274		---	1,089,917,000.00	---	1,089,917,000.00	---	---
	SUBTOTAL FY 1976				---	1,089,917,000.00	---	1,089,917,000.00	---	---
TRANSITION QUARTER										
UNDISBURSED FUNDS										
	NO YEAR	12	2274		---	146,220,000.00	---	146,220,000.00	---	---
	SUBTOTAL TRANSITION QUARTER				---	146,220,000.00	---	146,220,000.00	---	---
	SUBTOTAL 12			2274	-0-	1,236,137,000.00	---	1,236,137,000.00	---	-0-
TOTAL, FOREIGN ASSISTANCE AND SPECIAL EXPORT PROGRAMS FY 1976					---	1,089,917,000.00	---	1,089,917,000.00	---	---
TOTAL, FOREIGN ASSISTANCE AND SPECIAL EXPORT PROGRAMS T.Q.					---	146,220,000.00	---	146,220,000.00	---	---
TOTAL, INTERNATIONAL PROGRAMS FY 1976					---	1,126,988,000.00	---	1,123,776,161.16	---	---
TOTAL, INTERNATIONAL PROGRAMS T.Q.					---	155,503,000.00	---	157,713,553.65	1,001,285.19	---

AGRICULTURAL STABILIZATION AND CONSERVATION

AGRICULTURAL STABILIZATION AND CONSERVATION SERVICE

GENERAL FUND ACCOUNTS

SALARIES AND EXPENSES, AGRICULTURAL STABILIZATION AND CONSERVATION SERVICE

FUND RESOURCES:									
UNDISBURSED FUNDS		1976 12	3300	---	151,054,231.00	-110,000,000.00	33,791,842.36	---	(7,262,388.64)
		1975			8,740,691.39	---	7,053,225.29	---	(1,687,466.10)
		1974			859,693.76	---	18,105.38	---	(841,588.38)
PRIOR YEARS					33,495.63	---	20,167.43	---	(7,328.20)
TRANSFER TO:									
COMMODITY CREDIT CORPORATION		1976 12	3300 36	---	---	110,000,000.00	107,090,747.69	---	(2,903,252.31)
		1975			117,426.65	---	9,204.04	---	(108,222.61)
		1974			1,000.00	---	-1,500.00	---	(2,500.00)
SUBTOTAL FY 1976					9,752,307.43	---	147,993,792.19	---	(12,812,746.24)
TRANSITION QUARTER UNDISBURSED FUNDS		1976 12	3300		(7,262,388.64)	37,762,000.00	-27,000,000.00	9,369,932.37	8,654,456.27
		1975			(1,687,466.10)	---	100,000.00	814,402.41	862,164.05
		1974			(841,588.38)	---	10-161,917.20	680,155.33	---
PRIOR YEARS					(7,328.20)	---	164,417.20	-20,847.81	192,593.21
TRANSFER TO:									
COMMODITY CREDIT CORPORATION		1976 12	3300 36		(2,903,252.31)	---	27,000,000.00	---	3,859,520.11
		1975			(108,222.61)	---	-100,000.00	---	29,123.61
		1974			(2,500.00)	---	-2,500.00	---	---
SUBTOTAL TRANSITION QUARTER					(12,812,746.24)	---	---	---	---
ACCOUNTS RECEIVABLE					2,602,079.01	---	---	1,473,709.93	13,597,857.25
FUND EQUITIES:								-146,739.80	2,748,818.81
ACCOUNTS PAYABLE									
UNDELIVERED ORDERS					-6,382,800.35	---	---	-107,144.56	-6,275,655.79
SUBTOTAL 12		3300			-5,971,586.09	---	---	4,099,434.18	-10,071,020.27
					-0-	---	---	5,319,259.75	-0-
SUGAR ACT PROGRAM, AGRICULTURAL STABILIZATION AND CONSERVATION SERVICE									
FUND RESOURCES:									
UNDISBURSED FUNDS		1975-76 12	3305	---	---	---	---	---	---
TRANSFER TO:									
COMMODITY CREDIT CORPORATION		1975-76 12	3305 36		17,971,678.70	---	10,270,658.66	---	(7,701,020.04)
SUBTOTAL FY 1976					17,971,678.70	---	10,270,658.66	---	(7,701,020.04)
TRANSITION QUARTER UNDISBURSED FUNDS		1975-76 12	3305		---	---	---	---	---
TRANSFER TO:									
COMMODITY CREDIT CORPORATION		1975-76 12	3305 36		(7,701,020.04)	---	-6,701,924.61	---	6,701,924.61
SUBTOTAL TRANSITION QUARTER					(7,701,020.04)	---	---	---	---
FUND EQUITIES:									
UNOBLIGATED BALANCE					-14,072,910.52	---	---	---	12,707.71
ACCOUNTS PAYABLE					-3,898,768.18	---	---	---	12,707.71
SUBTOTAL 12		3305			-0-	---	---	-14,072,910.52	-12,707.71
								-3,886,060.47	-0-
								11,257,046.38	-11,257,046.38
AGRICULTURAL CONSERVATION PROGRAM, AGRICULTURAL STABILIZATION AND CONSERVATION SERVICE									
FUND RESOURCES:									
UNDISBURSED FUNDS		NO YEAR 12	3315	---	190,000,000.00	-190,000,000.00	---	---	---
TRANSFER TO:									
CORPORATION		NO YEAR 12	3315 36	---	---	190,000,000.00	98,036,868.48	---	(91,963,131.52)
		1974-DECEMBER 31, 1975			38,501,730.07	---	2,769,802.32	---	(35,731,927.75)
		1973-DECEMBER 31, 1974			35,630,331.46	---	16,942,494.52	---	(18,687,836.94)
		1972-DECEMBER 31, 1973			---	---	-63,037.27	---	(63,037.27)
PRIOR YEARS					---	---	-150,179.49	---	(150,179.49)
UNFUNDED CONTRACT AUTHORITY		1976-78 12	3315	---	190,000,000.00	---	---	---	(190,000,000.00)
		1975-77			190,000,000.00	11-190,000,000.00	---	---	---
		1974-76			70,000,000.00	---	---	---	---
		1973-75			15,000,000.00	---	---	1270,000,000.00	---
SUBTOTAL FY 1976					349,132,061.53	---	---	1215,000,000.00	---
								85,000,000.00	(336,596,112.97)
TRANSITION QUARTER UNDISBURSED FUNDS		NO YEAR 12	3315	---	85,000,000.00	-85,000,000.00	---	---	---
		1974-DECEMBER 31, 1975			---	34,070,437.29	---	34,070,437.29	---
		1973-DECEMBER 31, 1974			---	14,634,377.65	---	14,634,377.65	---
		1972-DECEMBER 31, 1973			---	81,885.64	---	81,885.64	---
PRIOR YEARS					---	38,857.43	---	38,857.43	---

Appropriations, Outlays, and Balances - Continued

Appropriation or Fund Account		Account symbol			Balances beginning of fiscal year 1/	Appropriations and other obligational authority 2/	Transfers, borrowings, and investments (net) 3/	Outlays (net)	Balances withdrawn and other transactions 4/	Balances end of fiscal year 5/
Title	Period of availability	Dept. Reg.	Account Tr. From	Sub. No.						
AGRICULTURAL STABILIZATION AND CONSERVATION-CONTINUED										
AGRICULTURAL STABILIZATION AND CONSERVATION SERVICE-CONTINUED										
GENERAL FUND ACCOUNTS-CONTINUED										
AGRICULTURAL CONSERVATION PROGRAM, AGRICULTURAL STABILIZATION AND CONSERVATION SERVICE-CONTINUED										
TRANSITION QUARTER-CONTINUED										
TRANSFER TO:										
COMMODITY CREDIT CORPORATION										
	NO YEAR 12		3315	36	(\$91,963,131.52)		\$85,000,000.00	\$120,788,835.86		\$56,174,295.66
	1974-DECEMBER 31, 1975				(35,731,927.75)		-34,070,437.29	191,931.56		1,469,558.90
	1973-DECEMBER 31, 1974				(18,687,836.94)		-14,634,377.65	123,089.31		3,930,369.98
	1972-DECEMBER 31, 1973				(63,037.27)		-81,885.64	-18,848.37		
	PRIOR YEARS				(150,179.49)		-38,857.43	111,322.06		
					(190,000,000.00)	11-	\$85,000,000.00			105,000,000.00
UNFUNDED CONTRACT AUTHORITY	1976-78		3315							
	1975-77									
	1974-76									
	1973-75									
					(336,596,112.97)			121,196,330.42	\$48,825,558.01	166,574,224.54
					23,876,283.78			-29,156,521.90	-29,156,521.90	53,032,805.68
SUBTOTAL TRANSITION QUARTER										
ACCOUNTS RECEIVABLE										
FUND EQUITIES:										
UNOBLIGATED BALANCE					-264,500,749.96				-232,170,355.36	-32,330,394.60
ACCOUNTS PAYABLE					-27,056,385.63				38,866,792.90	-65,923,178.53
UNDELIVERED ORDERS					-81,451,209.72				39,902,247.37	-121,353,457.09
					-0-				-48,732,278.98	-0-
						190,000,000.00		238,732,278.98		
WATER BANK PROGRAM, AGRICULTURAL STABILIZATION AND CONSERVATION SERVICE										
FUND RESOURCES:										
UNDISBURSED FUNDS	NO YEAR 12		3320		1,989,093.02	10,000,000.00	-9,000,000.00	538,032.21		(2,451,060.81)
TRANSFER TO:										
COMMODITY CREDIT CORPORATION	NO YEAR 12		3320	36	26,349,968.94		9,000,000.00	1,999,224.06		(33,350,744.88)
	1976				28,339,061.96	10,000,000.00		2,537,256.27		(35,801,805.69)
TRANSITION QUARTER										
UNDISBURSED FUNDS	NO YEAR 12		3320		(2,451,060.81)	2,500,000.00	-2,250,000.00	158,218.30		2,542,842.51
TRANSFER TO:										
COMMODITY CREDIT CORPORATION	NO YEAR 12		3320	36	(33,350,744.88)		2,250,000.00	2,024,462.08		33,576,282.80
					(35,801,805.69)	2,500,000.00		2,182,680.38		36,119,125.31
					438.63				419.73	18.90
SUBTOTAL TRANSITION QUARTER										
ACCOUNTS RECEIVABLE										
FUND EQUITIES:										
UNOBLIGATED BALANCE					-12,979,805.61				997,580.71	-13,977,386.32
ACCOUNTS PAYABLE					-61,949.16				-1,447.77	-60,501.39
UNDELIVERED ORDERS					-15,297,745.82				6,783,510.68	-22,081,256.50
					-0-	12,500,000.00		4,719,936.65	7,780,063.35	-0-
CROPLAND ADJUSTMENT PROGRAM, AGRICULTURAL STABILIZATION AND CONSERVATION SERVICE										
FUND RESOURCES:										
UNDISBURSED FUNDS	1976 12		3335			42,000,000.00	-42,000,000.00			
	1975						2,578,428.02			(2,578,428.02)
TRANSFER TO:										
COMMODITY CREDIT CORPORATION	1976 12		3335	36			42,000,000.00	37,351,168.26		(4,648,831.74)
	1975				2,578,428.02		-2,578,428.02			
					2,578,428.02	42,000,000.00		37,351,168.26		(7,227,259.76)
TRANSITION QUARTER										
UNDISBURSED FUNDS	1976 12		3335			21,000,000.00	-16,218,246.98		4,781,185.53	567.49
	1975				(2,578,428.02)				2,578,428.02	
TRANSFER TO:										
COMMODITY CREDIT CORPORATION	1976 12		3335	36	(4,648,831.74)		16,218,246.98	10,803.58		20,856,275.14
	1975									
					(7,227,259.76)	21,000,000.00		10,803.58	7,359,613.55	20,856,842.63
SUBTOTAL TRANSITION QUARTER										
FUND EQUITIES:										
UNDELIVERED ORDERS					-2,578,428.02				18,278,414.61	-20,856,842.63
					-0-	63,000,000.00		37,361,971.84	25,638,028.16	-0-

CONSERVATION RESERVE PROGRAM, AGRICULTURAL STABILIZATION AND CONSERVATION SERVICE FUND RESOURCES:										
UNDISBURSED FUNDS	NO YEAR 12	3369	-	-	-	-	-	-	-	-
TRANSFER TO:										
COMMODITY CREDIT CORPORATION	NO YEAR 12	3369 36	75.00	-	-	-	-830.28	-	-	(905.28)
	SUBTOTAL	FY 1976	75.00	-	-	-	-830.28	-	-	(905.28)
TRANSITION QUARTER										
UNDISBURSED FUNDS	NO YEAR 12	3369	-	-	-	-	-	-	1,233.89	-
TRANSFER TO:										
COMMODITY CREDIT CORPORATION	NO YEAR 12	3369 36	(905.28)	-	-	-	-1,233.89	-328.61	-	-
	SUBTOTAL	TRANSITION QUARTER	(905.28)	-	-	-	-328.61	-	1,233.89	-
FUND EQUITIES:										
UNDELIVERED ORDERS			-75.00	-	-	-	-	-	-75.00	-
	SUBTOTAL	12	-0-	-	-	-	-1,158.89	-	1,158.89	-0-
EMERGENCY CONSERVATION MEASURES, AGRICULTURAL STABILIZATION AND CONSERVATION SERVICE FUND RESOURCES:										
UNDISBURSED FUNDS	NO YEAR 12	3316	11,687,589.00	10,000,000.00	-21,687,589.00	-	-	-	-	-
TRANSFER TO:										
COMMODITY CREDIT CORPORATION	NO YEAR 12	3316 36	13,758,411.66	-	21,687,589.00	-	11,242,439.99	-	-	(24,203,560.67)
	SUBTOTAL	FY 1976	25,446,000.66	10,000,000.00	-	-	11,242,439.99	-	-	(24,203,560.67)
TRANSITION QUARTER										
UNDISBURSED FUNDS	NO YEAR 12	3316	-	2,500,000.00	-2,500,000.00	-	-	-	-	-
TRANSFER TO:										
COMMODITY CREDIT CORPORATION	NO YEAR 12	3316 36	(24,203,560.67)	-	2,500,000.00	-	3,399,204.58	-	-	23,304,356.09
	SUBTOTAL	TRANSITION QUARTER	(24,203,560.67)	2,500,000.00	-	-	3,399,204.58	-	-	23,304,356.09
ACCOUNTS RECEIVABLE			1,213,598.21	-	-	-	-	-	1,213,598.21	-
FUND EQUITIES:										
UNOBLIGATED BALANCE			-23,541,832.49	-	-	-	-	-	-7,234,864.89	-16,306,967.60
ACCOUNTS PAYABLE			-513,124.01	-	-	-	-	-	-118,446.09	-394,677.92
UNDELIVERED ORDERS			-2,604,642.37	-	-	-	-	-	3,998,068.20	-6,602,710.57
	SUBTOTAL	12	-0-	12,500,000.00	-	-	14,641,644.57	-	-2,141,644.57	-0-
DAIRY AND BEEKEEPER INDEMNITY PROGRAMS, AGRICULTURAL STABILIZATION AND CONSERVATION SERVICE FUND RESOURCES:										
UNDISBURSED FUNDS	NO YEAR 12	3314	24,310.72	-	-	-	-4,638.09	-	-	(28,948.81)
	SUBTOTAL	FY 1976	24,310.72	6,650,000.00	-	-	3,721,916.72	-	-	(2,928,083.28)
TRANSITION QUARTER										
UNDISBURSED FUNDS	NO YEAR 12	3314	(28,948.81)	-	-	-	28,340.00	608.81	-	-
	SUBTOTAL	TRANSITION QUARTER	(2,928,083.28)	1,000,000.00	-	-	395,302.90	1,665,508.22	-	1,867,272.16
			(2,957,032.09)	1,000,000.00	-	-	423,642.90	1,666,117.03	-	1,867,272.16
FUND EQUITIES:										
UNOBLIGATED BALANCE			-503.81	-	-	-	-	-	-503.81	-
ACCOUNTS PAYABLE			-4,610.00	-	-	-	-	-	19,390.00	-24,000.00
UNDELIVERED ORDERS			-19,196.91	-	-	-	-	-	1,824,075.25	-1,843,272.16
	SUBTOTAL	12	-0-	7,650,000.00	-	-	4,140,921.53	-	3,509,078.47	-0-
CROPLAND CONVERSION PROGRAM, AGRICULTURAL STABILIZATION AND CONSERVATION SERVICE FUND RESOURCES:										
UNDISBURSED FUNDS	NO YEAR 12	3333	-	-	-	-	-	-	-	-
TRANSFER TO:										
COMMODITY CREDIT CORPORATION	NO YEAR 12	3333 36	397,751.47	-	-	-	112,258.80	-	-	(285,492.67)
	SUBTOTAL	FY 1976	397,751.47	-	-	-	112,258.80	-	-	(285,492.67)
TRANSITION QUARTER										
UNDISBURSED FUNDS	NO YEAR 12	3333	-	-	-	-	-	-	285,492.67	-
TRANSFER TO:										
COMMODITY CREDIT CORPORATION	NO YEAR 12	3333 36	(285,492.67)	-	-	-	-285,492.67	-	-	-
	SUBTOTAL	TRANSITION QUARTER	(285,492.67)	-	-	-	-	-	285,492.67	-
FUND EQUITIES:										
UNDELIVERED ORDERS			-397,751.47	-	-	-	-	-	-397,751.47	-
	SUBTOTAL	12	-0-	-	-	-	112,258.80	-	-112,258.80	-0-



Appropriations, Outlays, and Balances - Continued

Appropriation or Fund Account		Account symbol			Balances beginning of fiscal year 1/	Appropriations and other obligational authority 2/	Transfers, borrowings, and investments (net) 2/	Outlays (net)	Balances withdrawn and other transactions 4/	Balances end of fiscal year 5/
Title	Period of availability	Dept. No.	Account No.	Sub. No.						
AGRICULTURAL STABILIZATION AND CONSERVATION-CONTINUED										
AGRICULTURAL STABILIZATION AND CONSERVATION SERVICE-CONTINUED										
GENERAL FUND ACCOUNTS-CONTINUED										
FORESTRY INCENTIVES PROGRAM, AGRICULTURAL STABILIZATION AND CONSERVATION SERVICE										
FUND RESOURCES:										
UNDISBURSED FUNDS	NO YEAR 12	3336			\$1,485,030.96	\$15,000,000.00	-\$13,500,000.00	\$1,185,779.15	-----	(\$1,799,251.81)
TRANSFER TO:										
COMMODITY CREDIT CORPORATION	NO YEAR 12	3336	36		13,271,426.05	-----	13,500,000.00	6,932,452.94	-----	(19,838,973.11)
SUBTOTAL	FY 1976				14,756,457.01	15,000,000.00	-----	8,118,232.09	-----	(21,638,224.92)
TRANSITION QUARTER										
UNDISBURSED FUNDS	NO YEAR 12	3336			(1,799,251.81)	3,750,000.00	-3,375,000.00	271,862.73	-----	1,902,389.08
TRANSFER TO:										
COMMODITY CREDIT CORPORATION	NO YEAR 12	3336	36		(19,838,973.11)	-----	3,375,000.00	1,456,672.28	-----	21,757,300.83
SUBTOTAL	TRANSITION QUARTER				(21,638,224.92)	3,750,000.00	-----	1,728,535.01	-----	23,659,689.91
ACCOUNTS RECEIVABLE									-\$50,000.00	50,000.00
FUND EQUITIES:										
UNOBLIGATED BALANCE					-9,280,771.19	-----	-----	-----	-----	-8,064,552.48
ACCOUNTS PAYABLE					-655,155.82	-----	-----	-----	-----	-942,733.60
UNDELIVERED ORDERS					-4,820,530.00	-----	-----	-----	-----	-14,702,403.83
SUBTOTAL	12	3336			-0-	18,750,000.00	-----	9,846,767.10	-----	-0-
INTRAGOVERNMENTAL FUNDS										
CONSOLIDATED WORKING FUND, AGRICULTURE, AGRICULTURAL STABILIZATION AND CONSERVATION SERVICE										
FUND RESOURCES:										
UNDISBURSED FUNDS	1974 12	3933			113,672.90	-----	-----	113,672.90	-----	-----
SUBTOTAL	FY 1976				113,672.90	-----	-----	113,672.90	-----	-----
FUND EQUITIES:										
ACCOUNTS PAYABLE					-113,672.90	-----	-----	-----	-----	-113,672.90
SUBTOTAL	12	3933			-0-	-----	-----	113,672.90	-----	-0-
TOTAL, AGRICULTURAL STABILIZATION AND CONSERVATION SERVICE FY 1976										
					-----	424,704,231.00	-----	338,991,876.07	85,000,000.00	-----
TOTAL, AGRICULTURAL STABILIZATION AND CONSERVATION SERVICE T.Q.										
					-----	68,512,000.00	-----	165,430,435.04	-96,206,080.11	-----
TOTAL, AGRICULTURAL STABILIZATION AND CONSERVATION FY 1976										
					-----	424,704,231.00	-----	338,991,876.07	85,000,000.00	-----
TOTAL, AGRICULTURAL STABILIZATION AND CONSERVATION T.Q.										
					-----	68,512,000.00	-----	165,430,435.04	-96,206,080.11	-----

FEDERAL CROP INSURANCE CORPORATION

GENERAL FUND ACCOUNTS

ADMINISTRATIVE AND OPERATING EXPENSES,  
FEDERAL CROP INSURANCE CORPORATION  
FUND RESOURCES:

UNDISBURSED FUNDS	1976 12	2707	- - - - -	12,000,000.00	- - - - -	9,493,233.88	- - - - -	(2,506,766.12)
	1975		2,398,300.34	- - - - -	- - - - -	2,323,953.95	- - - - -	(74,346.39)
	1974		75,274.37	- - - - -	- - - - -	9,117.75	- - - - -	(66,156.62)
PRIOR YEARS			- - - - -	- - - - -	- - - - -	-64,290.98	- - - - -	(64,290.98)
SUBTOTAL FY 1976			2,473,574.71	12,000,000.00	- - - - -	11,762,014.60	- - - - -	(2,711,560.11)
TRANSITION QUARTER UNDISBURSED FUNDS	1976 12	2707	(2,506,766.12)	3,110,000.00	- - - - -	3,375,562.70	- - - - -	2,241,203.36
	1975		(74,346.39)	- - - - -	- - - - -	64,588.39	- - - - -	9,758.00
	1974		(66,156.62)	- - - - -	-66,799.99	-643.37	- - - - -	- - - - -
PRIOR YEARS			(64,290.98)	- - - - -	66,799.99	64,290.98	- - - - -	66,799.99
SUBTOTAL TRANSITION QUARTER			(2,711,560.11)	3,110,000.00	- - - - -	3,503,798.76	- - - - -	2,317,761.35
ACCOUNTS RECEIVABLE			197,580.40	- - - - -	- - - - -	- - - - -	-503,423.54	701,003.94
FUND EQUITIES:								
ACCOUNTS PAYABLE			-2,638,880.27	- - - - -	- - - - -	- - - - -	229,462.36	-2,668,342.63
UNDELIVERED ORDERS			-32,274.84	- - - - -	- - - - -	- - - - -	118,147.82	-150,422.66
SUBTOTAL 12	2707		-0-	15,110,000.00	- - - - -	15,265,813.36	-155,813.36	-0-

PUBLIC ENTERPRISE FUNDS

FEDERAL CROP INSURANCE CORPORATION FUND  
FUND RESOURCES:

UNDISBURSED FUNDS	NO YEAR 12	4085	44,031,081.28	- - - - -	- - - - -	3,527,592.59	- - - - -	(40,503,488.69)
SUBTOTAL FY 1976			44,031,061.28	- - - - -	- - - - -	3,527,592.59	- - - - -	(40,503,488.69)
TRANSITION QUARTER UNDISBURSED FUNDS	NO YEAR 12	4085	(40,503,488.69)	- - - - -	- - - - -	1,780,546.56	- - - - -	38,722,942.13
SUBTOTAL TRANSITION QUARTER			(40,503,488.69)	- - - - -	- - - - -	1,780,546.56	- - - - -	38,722,942.13
ACCOUNTS RECEIVABLE			31,963,008.75	- - - - -	- - - - -	- - - - -	-176,734,959.22	208,697,567.97
FUND EQUITIES:								
UNOBLIGATED BALANCE			-44,777,518.84	- - - - -	- - - - -	- - - - -	-4,532,952.48	-40,244,566.36
ACCOUNTS PAYABLE			-31,216,571.19	- - - - -	- - - - -	- - - - -	175,959,772.55	-207,176,343.74
SUBTOTAL 12	4085		-0-	- - - - -	- - - - -	5,308,139.15	-5,308,139.15	-0-

TOTAL, FEDERAL CROP INSURANCE CORPORATION FY 1976

			- - - - -	12,000,000.00	- - - - -	15,289,607.19	- - - - -	- - - - -
--	--	--	-----------	---------------	-----------	---------------	-----------	-----------

TOTAL, FEDERAL CROP INSURANCE CORPORATION T.Q.

			- - - - -	3,110,000.00	- - - - -	5,284,345.32	-5,463,952.51	- - - - -
--	--	--	-----------	--------------	-----------	--------------	---------------	-----------

COMMODITY CREDIT CORPORATION

PUBLIC ENTERPRISE FUNDS

COMMODITY CREDIT CORPORATION FUND

UNDISBURSED FUNDS	NO YEAR 12	4336	-69,318,429.67	- - - - -	13,474,190,137.88	596,235,413.87	- - - - -	(-191,363,705.66)
REIMBURSEMENT FOR NET REALIZED LOSSES, COMMODITY CREDIT CORPORATION	1976 12	3674	- - - - -	2,750,000,000.00	-2,750,000,000.00	- - - - -	- - - - -	- - - - -
REIMBURSEMENT FOR COSTS OF NATIONAL WOOL ACT	NO YEAR 12	5210	-27,250,405.34	27,250,405.34	- - - - -	45,460,262.75	- - - - -	(-45,460,262.75)
TRANSFER TO: AGRICULTURAL MARKETING SERVICE	NO YEAR 12	4336 25	46,753.28	- - - - -	- - - - -	200,426.98	- - - - -	(61,245.70)
AGENCY FOR INTERNATIONAL DEVELOPMENT	NO YEAR 72 12	4336	609,971.50	- - - - -	- - - - -	63,988,610.09	- - - - -	(-1,633,895.89)
ADMINISTRATIVE EXPENSES								
TRANSFER TO: AGRICULTURAL MARKETING SERVICE	1976 12	4336 25	- - - - -	- - - - -	3,439,000.00	2,968,042.10	- - - - -	(470,957.90)
	1975		524,817.50	- - - - -	-203,538.59	322,043.63	- - - - -	(-764.72)
	1974		-15,707.75	- - - - -	19,355.32	10,903.89	- - - - -	(-7,256.32)
	1973		-24,310.52	- - - - -	24,310.52	- - - - -	- - - - -	- - - - -
PRIOR YEARS			1,018.68	- - - - -	- - - - -	6,578.88	- - - - -	(7,318.44)
FOREIGN AGRICULTURAL SERVICE	1976 12	4336 29	- - - - -	- - - - -	2,424,000.00	2,602,487.74	- - - - -	(-178,487.74)
	1975		312,703.08	- - - - -	-95,726.79	213,192.23	- - - - -	(3,784.06)
	1974		87,604.53	- - - - -	15,400.34	36,285.91	- - - - -	(66,718.96)
	1973		-347.55	- - - - -	347.55	- - - - -	- - - - -	- - - - -



RURAL DEVELOPMENT									
RURAL DEVELOPMENT SERVICE									
GENERAL FUND ACCOUNTS									
RURAL DEVELOPMENT SERVICE,									
AGRICULTURE									
FUND RESOURCES:									
UNDISBURSED FUNDS	1976 12	0800	- - - - -	1,341,000.00	- - - - -	892,061.54	- - - - -	(448,938.46)	
	1975		187,586.40	- - - - -	- - - - -	170,287.65	- - - - -	(17,298.75)	
	1974		1,246.37	- - - - -	- - - - -	2,208.02	- - - - -	(-961.65)	
	PRIOR YEARS		- - - - -	- - - - -	- - - - -	11,586.10	- - - - -	(-11,586.10)	
TRANSITION QUARTER	SUBTOTAL FY 1976		188,832.77	1,341,000.00	- - - - -	1,076,143.31	- - - - -	(453,689.46)	
UNDISBURSED FUNDS	1976 12	0800	(448,938.46)	366,000.00	- - - - -	247,413.02	453,498.48	114,026.96	
	1975		(17,298.75)	- - - - -	- - - - -	4,510.63	6,781.59	6,006.53	
	1974		(-961.65)	- - - - -	- - - - -	- - - - -	-1,081.53	- - - - -	
	PRIOR YEARS		(-11,586.10)	- - - - -	- - - - -	- - - - -	-119.88	119.88	
ACCOUNTS RECEIVABLE	SUBTOTAL TRANSITION QUARTER		(453,689.46)	366,000.00	- - - - -	251,923.65	447,612.44	120,153.37	
FUND EQUITIES:			1,640.42	- - - - -	- - - - -	- - - - -	-1,540.68	3,181.10	
ACCOUNTS PAYABLE			-182,758.10	- - - - -	- - - - -	- - - - -	-130,950.01	-51,808.09	
UNDELIVERED ORDERS			-7,715.09	- - - - -	- - - - -	- - - - -	63,811.29	-71,526.38	
	SUBTOTAL 12	0800	-0-	1,707,000.00	- - - - -	1,328,066.96	378,933.04	-0-	
TOTAL, RURAL DEVELOPMENT SERVICE FY 1976 . . . . .									
			- - - - -	1,341,000.00	- - - - -	1,076,143.31	- - - - -	- - - - -	
TOTAL, RURAL DEVELOPMENT SERVICE T.Q. . . . .									
			- - - - -	366,000.00	- - - - -	251,923.65	378,933.04	- - - - -	
RURAL ELECTRIFICATION ADMINISTRATION									
GENERAL FUND ACCOUNTS									
SALARIES AND EXPENSES, RURAL ELECTRIFICATION ADMINISTRATION									
FUND RESOURCES:									
UNDISBURSED FUNDS	1976 12	3100	- - - - -	20,713,000.00	- - - - -	19,682,582.04	- - - - -	(1,030,417.96)	
	1975		1,531,305.58	- - - - -	- - - - -	1,460,816.88	- - - - -	(70,488.70)	
	1974		23,178.00	- - - - -	- - - - -	21,371.13	- - - - -	(1,806.87)	
	PRIOR YEARS		2,618.83	- - - - -	- - - - -	11,519.03	- - - - -	(-8,900.20)	
TRANSITION QUARTER	SUBTOTAL FY 1976		1,557,102.41	20,713,000.00	- - - - -	21,176,289.08	- - - - -	(1,093,813.33)	
UNDISBURSED FUNDS	1976 12	3100	(1,030,417.96)	5,432,000.00	- - - - -	4,853,541.33	182,428.62	1,426,448.01	
	1975		(70,488.70)	- - - - -	- - - - -	1,378.88	59,136.82	9,973.00	
	1974		(1,806.87)	- - - - -	- - - - -	944.80	862.07	- - - - -	
	PRIOR YEARS		(-8,900.20)	- - - - -	- - - - -	- - - - -	-8,900.20	- - - - -	
ACCOUNTS RECEIVABLE	SUBTOTAL TRANSITION QUARTER		(1,093,813.33)	5,432,000.00	- - - - -	4,855,865.01	233,527.31	1,436,421.01	
FUND EQUITIES:			193,037.25	- - - - -	- - - - -	- - - - -	-123,468.60	316,505.85	
ACCOUNTS PAYABLE			-1,627,167.56	- - - - -	- - - - -	- - - - -	-150,316.82	-1,476,850.74	
UNDELIVERED ORDERS			-122,972.10	- - - - -	- - - - -	- - - - -	153,104.02	-276,076.12	
	SUBTOTAL 12	3100	-0-	26,145,000.00	- - - - -	26,032,154.09	112,845.91	-0-	
LOANS, RURAL ELECTRIFICATION ADMINISTRATION									
FUND RESOURCES:									
UNDISBURSED FUNDS	NO YEAR 12	3197	- - - - -	- - - - -	- - - - -	- - - - -	- - - - -	- - - - -	
AUTHORITY TO BORROW FROM THE TREASURY			455,634,525.28	- - - - -	- - - - -	- - - - -	- - - - -	(455,634,525.28)	
	SUBTOTAL FY 1976		455,634,525.28	- - - - -	- - - - -	- - - - -	- - - - -	(455,634,525.28)	
TRANSITION QUARTER	NO YEAR 12	3197	- - - - -	- - - - -	- - - - -	- - - - -	- - - - -	- - - - -	
UNDISBURSED FUNDS			(455,634,525.28)	- - - - -	- - - - -	- - - - -	- - - - -	17455,634,525.28	
AUTHORITY TO BORROW FROM THE TREASURY			(455,634,525.28)	- - - - -	- - - - -	- - - - -	- - - - -	455,634,525.28	
	SUBTOTAL TRANSITION QUARTER		- - - - -	- - - - -	- - - - -	- - - - -	- - - - -	- - - - -	
FUND EQUITIES:			-455,634,525.28	- - - - -	- - - - -	- - - - -	- - - - -	-455,634,525.28	
UNOBLIGATED BALANCE			-0-	- - - - -	- - - - -	- - - - -	- - - - -	-0-	
	SUBTOTAL 12	3197	- - - - -	- - - - -	- - - - -	- - - - -	- - - - -	- - - - -	
TOTAL, RURAL ELECTRIFICATION ADMINISTRATION FY 1976 . . . . .									
			- - - - -	20,713,000.00	- - - - -	21,176,289.08	- - - - -	- - - - -	
TOTAL, RURAL ELECTRIFICATION ADMINISTRATION T.Q. . . . .									
			- - - - -	5,432,000.00	- - - - -	4,855,865.01	112,845.91	- - - - -	

FOOTNOTES AT END OF CHAPTER

Appropriations, Outlays, and Balances - Continued

Appropriation or Fund Account		Account symbol			Balances beginning of fiscal year 1/	Appropriations and other obligatory authority 2/	Transfers, borrowings, and investments (net) 3/	Outlays (net)	Balances withdrawn and other transactions 4/	Balances end of fiscal year 5/
Title	Period of availability	Dept. Reg.	Account No.	Sub. No.						
RURAL DEVELOPMENT-CONTINUED										
FARMERS HOME ADMINISTRATION										
GENERAL FUND ACCOUNTS										
RURAL WATER AND WASTE DISPOSAL GRANTS, FARMERS HOME ADMINISTRATION										
FUND RESOURCES:										
UNDISBURSED FUNDS	NO YEAR 12		2066		\$171,443,626.76	\$250,000,000.00		\$73,971,272.60		(\$347,472,354.16)
	PRIOR YEARS				3,777,695.21			1,292,592.47		(2,485,102.74)
	SUBTOTAL FY 1976				175,221,321.97	250,000,000.00		75,263,865.07		(349,957,456.90)
TRANSITION QUARTER										
UNDISBURSED FUNDS	NO YEAR 12		2066		(347,472,354.16)	37,500,000.00		23,954,731.89		361,017,622.27
	PRIOR YEARS				(2,485,102.74)			1,93,008.82	\$511,167.45	1,780,926.47
	SUBTOTAL TRANSITION QUARTER				(349,957,456.90)	37,500,000.00		24,147,740.71	511,167.45	362,798,548.74
FUND EQUITIES:										
UNOBLIGATED BALANCE					-849,191.09				65,902,675.43	-66,751,866.52
UNDELIVERED ORDERS					-174,372,130.88				121,674,551.34	-296,046,682.22
	SUBTOTAL 12		2066		-0-	287,500,000.00		99,411,605.78	188,088,394.22	-0-
RURAL DEVELOPMENT GRANTS, FARMERS HOME ADMINISTRATION										
FUND RESOURCES:										
UNDISBURSED FUNDS	1976 12		2065		- - - - -	11,875,000.00		388,800.00		(11,486,200.00)
	1975				12,928,500.00			4,206,662.53		(8,721,837.47)
	1974				6,381,700.00			2,766,482.41		(3,615,217.59)
	SUBTOTAL FY 1976				19,310,200.00	11,875,000.00		7,361,944.94		(23,823,255.06)
TRANSITION QUARTER										
UNDISBURSED FUNDS	1976 12		2065		(11,486,200.00)	2,969,000.00		489,368.57	6,781.43	13,959,050.00
	1975				(8,721,837.47)			1,657,314.60	576,054.92	6,488,467.95
	1974				(3,615,217.59)			439,160.00	256,657.59	- - - - -
	PRIOR YEARS				- - - - -			\$2,919,400.00		2,919,400.00
	SUBTOTAL TRANSITION QUARTER				(23,823,255.06)	2,969,000.00		2,585,843.17	839,493.94	23,366,917.95
FUND EQUITIES:										
UNDELIVERED ORDERS					-19,310,200.00				4,056,717.95	-23,366,917.95
	SUBTOTAL 12		2065		-0-	14,844,000.00		9,947,788.11	4,896,211.89	-0-
RURAL HOUSING FOR DOMESTIC FARM LABOR, FARMERS HOME ADMINISTRATION										
FUND RESOURCES:										
UNDISBURSED FUNDS	NO YEAR 12		2004		12,459,845.76	7,500,000.00		2,634,512.00		(17,325,333.76)
	SUBTOTAL FY 1976				12,459,845.76	7,500,000.00		2,634,512.00		(17,325,333.76)
TRANSITION QUARTER										
UNDISBURSED FUNDS	NO YEAR 12		2004		(17,325,333.76)	1,875,000.00		1,183,120.00		18,017,213.76
	SUBTOTAL TRANSITION QUARTER				(17,325,333.76)	1,875,000.00		1,183,120.00		18,017,213.76
FUND EQUITIES:										
UNOBLIGATED BALANCE					-3.76					-3.76
UNDELIVERED ORDERS					-12,459,842.00				5,557,368.00	-18,017,210.00
	SUBTOTAL 12		2004		-0-	9,375,000.00		3,817,632.00	5,557,368.00	-0-
MUTUAL AND SELF-HELP HOUSING, FARMERS HOME ADMINISTRATION, RURAL DEVELOPMENT										
FUND RESOURCES:										
UNDISBURSED FUNDS	NO YEAR 12		2006		8,593,928.93	9,000,000.00		3,449,375.90		(14,144,552.97)
	SUBTOTAL FY 1976				8,593,928.93	9,000,000.00		3,449,375.96		(14,144,552.97)
TRANSITION QUARTER										
UNDISBURSED FUNDS	NO YEAR 12		2006		(14,144,552.97)	2,250,000.00		855,877.12		15,538,675.85
	SUBTOTAL TRANSITION QUARTER				(14,144,552.97)	2,250,000.00		855,877.12		15,538,675.85
FUND EQUITIES:										
UNOBLIGATED BALANCE					-981,298.63				5,404,388.71	-6,385,687.34
UNDELIVERED ORDERS					-7,612,630.30				1,540,358.21	-9,152,988.51
	SUBTOTAL 12		2006		-0-	11,250,000.00		4,305,253.08	6,944,746.92	-0-
SALARIES AND EXPENSES, FARMERS HOME ADMINISTRATION										
FUND RESOURCES:										
UNDISBURSED FUNDS	1976 12		2001		- - - - -	155,102,000.00		140,395,427.59		(14,706,572.41)
	1975				8,710,881.95			7,881,717.84		(629,164.11)
	1974				1,125,752.70			101,179.25		(1,024,573.45)
	PRIOR YEARS				89,681.44			84,521.74		(5,159.70)
	SUBTOTAL FY 1976				9,926,316.09	155,102,000.00		148,462,846.42		(16,565,469.67)

TRANSITION QUARTER UNDISBURSED FUNDS			1976 12	2001	(14,706,572.41)	40,791,000.00	- - - - -	36,106,042.00	3,321,233.50	16,070,296.91
			1975		(829,164.11)	- - - - -	526,064.69	200,808.28	102,291.14	- - - - -
			1974		(1,024,573.45)	- - - - -	751,111.47	135,421.79	- - - - -	- - - - -
PRIOR YEARS					(5,159.70)	- - - - -	138,040.19	3,801.37	139,446.02	- - - - -
SUBTOTAL TRANSITION QUARTER					(16,565,469.67)	40,791,000.00	- - - - -	37,383,170.66	3,661,264.94	16,312,034.07
ACCOUNTS RECEIVABLE					2,937,845.94	- - - - -	- - - - -	- - - - -	1,924,463.49	1,013,382.45
FUND EQUITIES:										
ACCOUNTS PAYABLE					-11,712,269.84	- - - - -	- - - - -	- - - - -	4,645,480.02	-16,357,749.86
UNDELIVERED ORDERS					-1,151,892.19	- - - - -	- - - - -	- - - - -	-184,223.53	-967,666.66
SUBTOTAL 12			2001		-0-	195,893,000.00	- - - - -	185,846,017.08	10,046,982.92	-0-
RURAL COMMUNITY FIRE PROTECTION GRANTS, FARMERS HOME ADMINISTRATION										
FUND RESOURCES:										
UNDISBURSED FUNDS			1976 12	2067	- - - - -	3,500,000.00	- - - - -	1,876,571.15	- - - - -	(1,623,428.85)
			1975		1,924,268.00	- - - - -	1,708,227.82	- - - - -	- - - - -	(216,040.18)
SUBTOTAL FY 1976					1,924,268.00	3,500,000.00	- - - - -	3,584,798.97	- - - - -	(1,839,469.03)
TRANSITION QUARTER UNDISBURSED FUNDS			1976 12	2067	(1,623,428.85)	875,000.00	- - - - -	741,521.52	102,092.96	1,654,814.37
			1975		(216,040.18)	- - - - -	82,773.97	37,173.07	96,093.14	- - - - -
SUBTOTAL TRANSITION QUARTER					(1,839,469.03)	875,000.00	- - - - -	824,295.49	139,266.03	1,750,907.51
ACCOUNTS RECEIVABLE					1,039,343.00	- - - - -	- - - - -	-1,426,163.42	2,465,506.42	- - - - -
FUND EQUITIES:										
ACCOUNTS PAYABLE					-1,376,373.00	- - - - -	- - - - -	- - - - -	845,258.01	-2,221,631.01
UNDELIVERED ORDERS					-1,587,238.00	- - - - -	- - - - -	- - - - -	407,544.92	-1,994,782.92
SUBTOTAL 12			2067		-0-	4,375,000.00	- - - - -	4,409,094.46	-34,094.46	-0-
PUBLIC ENTERPRISE FUNDS										
SELF-HELP HOUSING LAND DEVELOPMENT FUND, FARMERS HOME ADMINISTRATION										
FUND RESOURCES:										
UNDISBURSED FUNDS			NO YEAR 12	4222	1,572,162.08	- - - - -	- - - - -	-169,642.68	- - - - -	(1,741,804.76)
SUBTOTAL FY 1976					1,572,162.08	- - - - -	- - - - -	-169,642.68	- - - - -	(1,741,804.76)
TRANSITION QUARTER UNDISBURSED FUNDS			NO YEAR 12	4222	(1,741,804.76)	- - - - -	- - - - -	-70,660.00	- - - - -	1,812,464.76
SUBTOTAL TRANSITION QUARTER					(1,741,804.76)	- - - - -	- - - - -	-70,660.00	- - - - -	1,812,464.76
ACCOUNTS RECEIVABLE					6,220.01	- - - - -	- - - - -	3,437.42	2,782.59	- - - - -
FUND EQUITIES:										
UNOBLIGATED BALANCE					-1,433,032.09	- - - - -	- - - - -	-182,914.74	-1,250,117.35	- - - - -
UNDELIVERED ORDERS					-145,350.00	- - - - -	- - - - -	419,780.00	-565,130.00	- - - - -
SUBTOTAL 12			4222		-0-	- - - - -	- - - - -	-240,302.68	240,302.68	-0-
RURAL HOUSING INSURANCE FUND, FARMERS HOME ADMINISTRATION										
FUND RESOURCES:										
UNDISBURSED FUNDS			NO YEAR 12	4141	186,830,696.65	122,000,000.00	<sup>18</sup> 185,545,199.09	1,458,212.60	- - - - -	(492,917,683.14)
AUTHORITY TO BORROW FROM THE TREASURY					1,748,965,541.50	- - - - -	-200,000,000.00	- - - - -	<sup>19</sup> 748,965,541.50	(800,000,000.00)
SUBTOTAL FY 1976					1,935,796,238.15	122,000,000.00	-14,454,800.91	1,458,212.60	748,965,541.50	(1,292,917,683.14)
TRANSITION QUARTER UNDISBURSED FUNDS			NO YEAR 12	4141	(492,917,683.14)	1,161,227.73	<sup>20</sup> 71,934,283.64	514,009,845.29	- - - - -	52,003,349.22
AUTHORITY TO BORROW FROM THE TREASURY					(800,000,000.00)	- - - - -	-75,000,000.00	- - - - -	<sup>19</sup> 748,965,541.50	1,473,965,541.50
SUBTOTAL TRANSITION QUARTER					(1,292,917,683.14)	1,161,227.73	-3,065,716.36	514,009,845.29	-748,965,541.50	1,525,968,890.72
ACCOUNTS RECEIVABLE					95,105,560.13	- - - - -	- - - - -	-23,341,429.90	118,446,990.03	- - - - -
FUND EQUITIES:										
UNOBLIGATED BALANCE					-1,020,642,023.20	- - - - -	- - - - -	-921,518,866.67	-99,123,156.53	- - - - -
ACCOUNTS PAYABLE					-623,857,978.16	- - - - -	- - - - -	245,816,532.37	-869,674,510.53	- - - - -
UNDELIVERED ORDERS					-386,401,796.92	- - - - -	- - - - -	289,216,416.77	-675,618,213.69	- - - - -
SUBTOTAL 12			4141		-0-	123,161,227.73	-17,520,517.27	515,468,057.89	-409,827,347.43	-0-
AGRICULTURE CREDIT INSURANCE FUND, FARMERS HOME ADMINISTRATION										
FUND RESOURCES:										
UNDISBURSED FUNDS			NO YEAR 12	4140	838,624,386.97	169,214,000.00	-20,267,225.44	295,779,459.11	- - - - -	(691,791,702.42)
AUTHORITY TO BORROW FROM THE TREASURY					2,949,732.69	- - - - -	- - - - -	- - - - -	<sup>19</sup> 221,050,267.31	(224,000,000.00)
SUBTOTAL FY 1976					841,574,119.66	169,214,000.00	-20,267,225.44	295,779,459.11	-221,050,267.31	(915,791,702.42)
TRANSITION QUARTER UNDISBURSED FUNDS			NO YEAR 12	4140	(691,791,702.42)	- - - - -	-3,294,797.81	-159,027,094.33	- - - - -	847,523,998.94
AUTHORITY TO BORROW FROM THE TREASURY					(224,000,000.00)	- - - - -	- - - - -	- - - - -	<sup>19</sup> 221,050,267.31	2,949,732.69
SUBTOTAL TRANSITION QUARTER					(915,791,702.42)	- - - - -	-3,294,797.81	-159,027,094.33	221,050,267.31	850,473,731.63
ACCOUNTS RECEIVABLE					111,563,739.77	- - - - -	- - - - -	-62,144,362.29	173,708,102.06	- - - - -
FUND EQUITIES:										
UNOBLIGATED BALANCE					-552,165,962.49	- - - - -	- - - - -	-62,959,808.93	-489,206,153.56	- - - - -
ACCOUNTS PAYABLE					-260,886,323.57	- - - - -	- - - - -	117,649,992.89	-378,536,316.46	- - - - -
UNDELIVERED ORDERS					-140,085,573.37	- - - - -	- - - - -	16,353,790.30	-156,439,363.67	- - - - -
SUBTOTAL 12			4140		-0-	169,214,000.00	-23,562,023.25	136,752,364.78	8,899,611.97	-0-

FOOTNOTES AT END OF CHAPTER

Appropriations, Outlays, and Balances - Continued

Appropriation or Fund Account		Account symbol			Balances beginning of fiscal year 1/	Appropriations and other obligational authority 2/	Transfers, borrowings, and investments (net) 3/	Outlays (net)	Balances withdrawn and other transactions 4/	Balances end of fiscal year 2/
		Period of availability	Dept. Reg.	Account No. Tr. From						
RURAL DEVELOPMENT-CONTINUED										
FARMERS HOME ADMINISTRATION-CONTINUED										
PUBLIC ENTERPRISE FUNDS-CONTINUED										
RURAL DEVELOPMENT INSURANCE FUND, FARMERS HOME ADMINISTRATION										
FUND RESOURCES:										
UNDISBURSED FUNDS	NO YEAR 12	1976	4155		\$58,097,984.80		\$35,000,000.00	\$56,794,469.83		(\$36,303,514.97)
						\$25,214,000.00		25,214,000.00		
AUTHORITY TO BORROW FROM THE TREASURY					1,148,451,030.77				194,984,451,030.77	(615,000,000.00)
SUBTOTAL FY 1976					1,206,549,015.57	25,214,000.00		82,008,469.83	498,451,030.77	(651,303,514.97)
TRANSITION QUARTER										
UNDISBURSED FUNDS										
	NO YEAR 12	1976	4155		(36,303,514.97)		75,000,000.00	-454,797.39		111,758,312.36
AUTHORITY TO BORROW FROM THE TREASURY					(615,000,000.00)				19,709,708,805.06	1,249,708,805.06
SUBTOTAL TRANSITION QUARTER					(651,303,514.97)		-75,000,000.00	-454,797.39	-709,708,805.06	1,361,467,117.42
ACCOUNTS RECEIVABLE					37,623,995.42				-17,705,222.37	55,329,217.79
FUND EQUITIES:										
ACCOUNTS PAYABLE					-93,213,259.42				36,882,239.63	-130,095,499.05
UNDELIVERED ORDERS					-1,150,959,751.57				135,741,084.59	-1,286,700,836.16
SUBTOTAL 12			4155		-0-	25,214,000.00		81,553,672.44	-56,339,672.44	-0-
COMMUNITY SERVICES LUAN FUNDS, COMMUNITY SERVICES ADMINISTRATION 21										
FUND RESOURCES:										
UNDISBURSED FUNDS:	NO YEAR 81		4005							
TRANSFER TO:										
AGRICULTURE	NO YEAR 12		81	4005	42,821,275.71			-4,496,529.81		(47,317,805.52)
SUBTOTAL FY 1976					42,821,275.71			-4,496,529.81		(47,317,805.52)
TRANSITION QUARTER										
UNDISBURSED FUNDS										
	NO YEAR 81		4005							
TRANSFER TO:										
AGRICULTURE	NO YEAR 12		81	4005	(47,317,805.52)			2,225,794.40		45,092,011.12
SUBTOTAL TRANSITION QUARTER					(47,317,805.52)			2,225,794.40		45,092,011.12
ACCOUNTS RECEIVABLE					1,039,624.84				168,149.00	871,475.84
FUND EQUITIES:										
UNOBLIGATED BALANCE					-43,860,900.55				2,102,586.41	-45,963,486.96
SUBTOTAL 81			4005		-0-			-2,270,735.41	2,270,735.41	-0-
TOTAL, FARMERS HOME ADMINISTRATION FY 1976 . . . . .						753,405,000.00	-34,722,026.35	615,337,312.41	1,026,366,304.96	
TOTAL, FARMERS HOME ADMINISTRATION T.Q. . . . .							87,421,227.73	-6,360,514.17	423,663,135.12	-1,265,623,065.28
TOTAL, RURAL DEVELOPMENT FY 1976 . . . . .						775,459,000.00	-34,722,026.35	637,589,744.80	1,026,366,304.96	
TOTAL, RURAL DEVELOPMENT T.Q. . . . .							93,219,227.73	-6,360,514.17	428,770,923.78	-1,265,131,286.33
ENVIRONMENTAL PROGRAMS										
SOIL CONSERVATION SERVICE										
GENERAL FUND ACCOUNTS										
CONSERVATION OPERATIONS, SOIL CONSERVATION SERVICE										
FUND RESOURCES:										
UNDISBURSED FUNDS	NO YEAR 12		1000		36,388,005.05	206,807,000.00		207,482,730.08		(35,712,274.97)
SUBTOTAL FY 1976					36,388,005.05	206,807,000.00		207,482,730.08		(35,712,274.97)
TRANSITION QUARTER										
UNDISBURSED FUNDS										
	NO YEAR 12		1000		(35,712,274.97)	51,521,000.00		57,068,680.89		30,164,594.08
SUBTOTAL TRANSITION QUARTER					(35,712,274.97)	51,521,000.00		57,068,680.89		30,164,594.08
ACCOUNTS RECEIVABLE					5,940,713.00				-7,315,750.12	13,256,463.12
UNFILLED CUSTOMER ORDERS					66,170.38				-1,121,347.37	1,207,517.75
FUND EQUITIES:										
UNOBLIGATED BALANCE					-6,019,631.86				-1,461,999.42	-4,557,632.44
ACCOUNTS PAYABLE					-18,579,775.06				1,367,219.76	-19,946,994.82
UNDELIVERED ORDERS					-17,815,481.51				2,308,466.18	-20,123,947.69
SUBTOTAL 12			1000		-0-	258,328,000.00		264,551,410.97	-6,223,410.97	-0-

RIVER BASIN SURVEYS AND INVESTIGATIONS, SOIL CONSERVATION SERVICE									
FUND RESOURCES:									
UNDISBURSED FUNDS		NO YEAR 12	1069	3,173,044.04	14,745,000.00	-	15,974,917.14	-	(1,943,126.90)
	SUBTOTAL	FY 1976		3,173,044.04	14,745,000.00	-	15,974,917.14	-	(1,943,126.90)
TRANSITION QUARTER									
UNDISBURSED FUNDS		NO YEAR 12	1069	(1,943,126.90)	3,687,000.00	-	3,766,949.04	-	1,863,177.86
	SUBTOTAL	TRANSITION QUARTER		(1,943,126.90)	3,687,000.00	-	3,766,949.04	-	1,863,177.86
ACCOUNTS RECEIVABLE				1,251,756.15	-	-	-864,132.13	-	2,115,888.28
UNFILLED CUSTOMER ORDERS				65,911.99	-	-	46,577.58	-	19,384.41
FUND EQUITIES:									
UNOBLIGATED BALANCE				-1,630,804.65	-	-	-544,110.53	-	-1,086,694.12
ACCOUNTS PAYABLE				-1,666,868.48	-	-	-450,376.11	-	-1,216,492.37
UNDELIVERED ORDERS				-1,193,039.05	-	-	502,225.01	-	-1,695,264.06
	SUBTOTAL	12	1069	-0-	18,432,000.00	-	19,741,866.18	-1,309,866.18	-0-
WATERSHED PLANNING, SOIL CONSERVATION SERVICE									
FUND RESOURCES:									
UNDISBURSED FUNDS		NO YEAR 12	1066	3,993,643.33	11,196,000.00	-	12,101,260.18	-	(3,088,383.15)
	SUBTOTAL	FY 1976		3,993,643.33	11,196,000.00	-	12,101,260.18	-	(3,088,383.15)
TRANSITION QUARTER									
UNDISBURSED FUNDS		NO YEAR 12	1066	(3,088,383.15)	2,799,000.00	-	2,668,031.32	-	3,219,351.83
	SUBTOTAL	TRANSITION QUARTER		(3,088,383.15)	2,799,000.00	-	2,668,031.32	-	3,219,351.83
ACCOUNTS RECEIVABLE				313,203.53	-	-	40,876.74	-	272,326.79
UNFILLED CUSTOMER ORDERS				24,871.42	-	-	8,921.42	-	19,950.00
FUND EQUITIES:									
UNOBLIGATED BALANCE				-1,016,758.56	-	-	54,822.20	-	-1,071,580.76
ACCOUNTS PAYABLE				-1,288,746.33	-	-	50,062.17	-	-1,338,808.50
UNDELIVERED ORDERS				-2,026,213.39	-	-	-928,974.03	-	-1,097,239.36
	SUBTOTAL	12	1066	-0-	13,995,000.00	-	14,769,291.50	-774,291.50	-0-
WATERSHED AND FLOOD PREVENTION OPERATIONS, SOIL CONSERVATION SERVICE									
FUND RESOURCES:									
UNDISBURSED FUNDS		NO YEAR 12	1072	158,407,961.22	211,745,000.00	-	156,659,669.63	-	(213,493,291.59)
	SUBTOTAL	FY 1976		158,407,961.22	211,745,000.00	-	156,659,669.63	-	(213,493,291.59)
TRANSITION QUARTER									
UNDISBURSED FUNDS		NO YEAR 12	1072	(213,493,291.59)	38,408,000.00	-	47,711,530.57	-	204,189,761.02
	SUBTOTAL	TRANSITION QUARTER		(213,493,291.59)	38,408,000.00	-	47,711,530.57	-	204,189,761.02
ACCOUNTS RECEIVABLE				6,973,077.79	-	-	2,827,015.60	-	4,146,062.19
UNFILLED CUSTOMER ORDERS				755,418.78	-	-	603,358.38	-	152,060.40
FUND EQUITIES:									
UNOBLIGATED BALANCE				-22,052,171.75	-	-	51,472,051.93	-	-73,524,223.68
ACCOUNTS PAYABLE				-18,718,495.58	-	-	8,508,727.12	-	-27,227,222.70
UNDELIVERED ORDERS				-125,365,790.46	-	-	-17,629,353.23	-	-107,736,437.23
	SUBTOTAL	12	1072	-0-	250,153,000.00	-	204,371,200.20	45,781,799.80	-0-
GREAT PLAINS CONSERVATION PROGRAM, SOIL CONSERVATION SERVICE									
FUND RESOURCES:									
UNDISBURSED FUNDS		NO YEAR 12	2268	41,274,542.70	22,379,000.00	-	18,778,687.80	-	(44,874,854.90)
	SUBTOTAL	FY 1976		41,274,542.70	22,379,000.00	-	18,778,687.80	-	(44,874,854.90)
TRANSITION QUARTER									
UNDISBURSED FUNDS		NO YEAR 12	2268	(44,874,854.90)	5,951,000.00	-	6,144,297.83	-	44,681,557.07
	SUBTOTAL	TRANSITION QUARTER		(44,874,854.90)	5,951,000.00	-	6,144,297.83	-	44,681,557.07
ACCOUNTS RECEIVABLE				123,311.09	-	-	-43,614.04	-	166,925.13
FUND EQUITIES:									
UNOBLIGATED BALANCE				-316,872.87	-	-	376,443.68	-	-693,316.55
ACCOUNTS PAYABLE				-1,244,178.46	-	-	-206,325.42	-	-1,037,853.04
UNDELIVERED ORDERS				-39,836,802.46	-	-	3,280,510.15	-	-43,117,312.61
	SUBTOTAL	12	2268	-0-	28,330,000.00	-	24,922,985.63	3,407,014.37	-0-
RESOURCE CONSERVATION AND DEVELOPMENT, SOIL CONSERVATION SERVICE									
FUND RESOURCES:									
UNDISBURSED FUNDS		NO YEAR 12	1010	15,351,860.74	29,972,000.00	-	26,997,525.03	-	(18,326,335.71)
	SUBTOTAL	FY 1976		15,351,860.74	29,972,000.00	-	26,997,525.03	-	(18,326,335.71)
TRANSITION QUARTER									
UNDISBURSED FUNDS		NO YEAR 12	1010	(18,326,335.71)	7,493,000.00	-	8,501,513.91	-	17,317,821.80
	SUBTOTAL	TRANSITION QUARTER		(18,326,335.71)	7,493,000.00	-	8,501,513.91	-	17,317,821.80
ACCOUNTS RECEIVABLE				495,499.91	-	-	114,607.98	-	380,891.93
UNFILLED CUSTOMER ORDERS				142,788.01	-	-	104,931.15	-	37,856.86
FUND EQUITIES:									
UNOBLIGATED BALANCE				-1,136,868.16	-	-	-695,153.51	-	-441,714.65
ACCOUNTS PAYABLE				-2,901,902.85	-	-	1,362,283.72	-	-4,264,186.57
UNDELIVERED ORDERS				-11,951,377.65	-	-	1,079,291.72	-	-13,030,669.37
	SUBTOTAL	12	1010	-0-	37,465,000.00	-	35,499,038.94	1,965,961.06	-0-

FOOTNOTES AT END OF CHAPTER





SPECIAL FUND ACCOUNTS

FUNDS FOR STRENGTHENING MARKETS,  
INCOME, AND SUPPLY (SECTION 32)  
FUND RESOURCES:

UNDISBURSED FUNDS	NO YEAR 12	5209	145,602,563.29	382,155,138.68	-144,000,000.00	286,433,008.62	- - - - -	(97,324,693.35)
	SUBTOTAL FY 1976		145,602,563.29	382,155,138.68	-144,000,000.00	286,433,008.62	- - - - -	(97,324,693.35)
TRANSITION QUARTER UNDISBURSED FUNDS	NO YEAR 12	5209	(97,324,693.35)	260,686,668.95	-96,180,062.56	63,908,665.34	- - - - -	197,922,634.40
	SUBTOTAL TRANSITION QUARTER		(97,324,693.35)	260,686,668.95	-96,180,062.56	63,908,665.34	- - - - -	197,922,634.40
ACCOUNTS RECEIVABLE			69,828,313.55	- - - - -	- - - - -	- - - - -	-75,491,566.57	145,319,880.12
FUND EQUITIES:								
UNOBLIGATED BALANCE			-120,809,585.09	- - - - -	- - - - -	- - - - -	51,579,321.76	-172,388,906.85
ACCOUNTS PAYABLE			-76,640,384.04	- - - - -	- - - - -	- - - - -	-16,508,066.30	-60,132,317.74
UNDELIVERED ORDERS			-17,980,907.71	- - - - -	- - - - -	- - - - -	92,740,382.22	-110,721,289.93
	SUBTOTAL 12	5209	-0-	642,841,807.63	-240,180,062.56	350,341,673.96	52,320,071.11	-0-
PERISHABLE AGRICULTURAL COMMODITIES ACT FUND, DEPARTMENT OF AGRICULTURE FUND RESOURCES:								
UNDISBURSED FUNDS	NO YEAR 12	5070	841,148.71	1,675,123.84	- - - - -	1,692,953.86	- - - - -	(823,318.69)
	SUBTOTAL FY 1976		841,148.71	1,675,123.84	- - - - -	1,692,953.86	- - - - -	(823,318.69)
TRANSITION QUARTER UNDISBURSED FUNDS	NO YEAR 12	5070	(823,318.69)	443,286.71	- - - - -	358,659.31	- - - - -	907,946.09
	SUBTOTAL TRANSITION QUARTER		(823,318.69)	443,286.71	- - - - -	358,659.31	- - - - -	907,946.09
ACCOUNTS RECEIVABLE			9,142.71	- - - - -	- - - - -	- - - - -	4,767.45	4,375.26
FUND EQUITIES:								
UNOBLIGATED BALANCE			-649,796.49	- - - - -	- - - - -	- - - - -	83,536.50	-733,332.99
ACCOUNTS PAYABLE			-156,128.18	- - - - -	- - - - -	- - - - -	-5,682.84	-150,445.34
UNDELIVERED ORDERS			-44,366.75	- - - - -	- - - - -	- - - - -	-15,823.73	-28,543.02
	SUBTOTAL 12	5070	-0-	2,118,410.55	- - - - -	2,051,613.17	66,797.38	-0-
TRUST FUND ACCOUNTS								
EXPENSES AND REFUNDS, INSPECTION AND GRADING OF FARM PRODUCTS, AGRICULTURAL MARKETING SERVICE FUND RESOURCES:								
UNDISBURSED FUNDS	NO YEAR 12	8015 25	6,369,307.15	43,940,365.78	- - - - -	43,062,835.17	- - - - -	(7,246,837.76)
	SUBTOTAL FY 1976		6,369,307.15	43,940,365.78	- - - - -	43,062,835.17	- - - - -	(7,246,837.76)
TRANSITION QUARTER UNDISBURSED FUNDS	NO YEAR 12	8015 25	(7,246,837.76)	11,613,713.80	- - - - -	8,840,658.95	- - - - -	10,019,892.61
	SUBTOTAL TRANSITION QUARTER		(7,246,837.76)	11,613,713.80	- - - - -	8,840,658.95	- - - - -	10,019,892.61
ACCOUNTS RECEIVABLE			2,000,749.94	- - - - -	- - - - -	- - - - -	1,966,171.11	34,578.83
FUND EQUITIES:								
UNOBLIGATED BALANCE			-4,096,201.96	- - - - -	- - - - -	- - - - -	2,298,318.53	-6,394,520.49
ACCOUNTS PAYABLE			-3,493,093.22	- - - - -	- - - - -	- - - - -	-658,211.63	-2,834,881.59
UNDELIVERED ORDERS			-780,761.91	- - - - -	- - - - -	- - - - -	44,307.45	-825,069.36
	SUBTOTAL 12	8015 25	-0-	55,554,079.58	- - - - -	51,903,494.12	3,650,585.46	-0-
MISCELLANEOUS CONTRIBUTED FUNDS, AGRICULTURAL MARKETING SERVICE FUND RESOURCES:								
UNDISBURSED FUNDS	NO YEAR 12	8200 25	9,165.72	1,000.00	- - - - -	1,046.32	- - - - -	(9,117.40)
	SUBTOTAL FY 1976		9,165.72	1,000.00	- - - - -	1,046.32	- - - - -	(9,117.40)
TRANSITION QUARTER UNDISBURSED FUNDS	NO YEAR 12	8200 25	(9,117.40)	- - - - -	- - - - -	233.70	- - - - -	8,883.70
	SUBTOTAL TRANSITION QUARTER		(9,117.40)	- - - - -	- - - - -	233.70	- - - - -	8,883.70
ACCOUNTS RECEIVABLE			7,519.84	- - - - -	- - - - -	- - - - -	7,437.84	82.00
FUND EQUITIES:								
UNOBLIGATED BALANCE			-16,464.95	- - - - -	- - - - -	- - - - -	-7,539.86	-8,925.09
UNDELIVERED ORDERS			-220.61	- - - - -	- - - - -	- - - - -	-180.00	-40.61
	SUBTOTAL 12	8200 25	-0-	1,000.00	- - - - -	1,282.02	-282.02	-0-
MILK MARKET ORDERS ASSESSMENT FUND, AGRICULTURAL MARKETING SERVICE FUND RESOURCES:								
UNDISBURSED FUNDS	NO YEAR 12	8412	14,723,000.00	- - - - -	-98,672.00	-1,511,000.00	- - - - -	(16,135,328.00)
INVESTMENTS IN PUBLIC DEBT SECURITIES			508,000.00	- - - - -	98,672.00	- - - - -	- - - - -	(606,672.00)
	SUBTOTAL FY 1976		15,231,000.00	- - - - -	- - - - -	-1,511,000.00	- - - - -	(16,742,000.00)
TRANSITION QUARTER UNDISBURSED FUNDS	NO YEAR 12	8412	(16,135,328.00)	- - - - -	64,975.00	-949,697.00	- - - - -	17,150,000.00
INVESTMENTS IN PUBLIC DEBT SECURITIES			(606,672.00)	- - - - -	-64,975.00	- - - - -	- - - - -	541,697.00
	SUBTOTAL TRANSITION QUARTER		(16,742,000.00)	- - - - -	- - - - -	-949,697.00	- - - - -	17,691,697.00
ACCOUNTS RECEIVABLE			1,478,808.42	- - - - -	- - - - -	- - - - -	272,885.12	1,205,923.30
FUND EQUITIES:								
UNOBLIGATED BALANCE			-14,927,264.55	- - - - -	- - - - -	- - - - -	2,325,469.19	-17,252,733.74
ACCOUNTS PAYABLE			-1,782,543.87	- - - - -	- - - - -	- - - - -	-137,657.31	-1,644,886.56
	SUBTOTAL 12	8412	-0-	- - - - -	- - - - -	-2,460,697.00	2,460,697.00	-0-
TOTAL, AGRICULTURAL MARKETING SERVICE FY 1976. . . . .			- - - - -	476,482,628.30	-144,000,000.00	372,918,079.71	- - - - -	- - - - -
TOTAL, AGRICULTURAL MARKETING SERVICE T.O. . . . .			- - - - -	286,056,669.46	-96,180,062.56	82,280,284.25	67,160,871.24	- - - - -

FOOTNOTES AT END OF CHAPTER

Appropriations, Outlays, and Balances - Continued

Appropriation or Fund Account		Account symbol			Balances beginning of fiscal year 1/	Appropriations and other obligatory authority 2/	Transfers, borrowings, and investments (net) 3/	Outlays (net)	Balances withdrawn and other transactions 4/	Balances end of fiscal year 2/
Title	Period of availability	Dept. Reg.	Account No.	Sub. No.						
CONSUMER PROGRAMS-CONTINUED										
FOOD AND NUTRITION SERVICE										
GENERAL FUND ACCOUNTS										
FOOD STAMP PROGRAM, FOOD AND NUTRITION SERVICE										
FUND RESOURCES:										
UNDISBURSED FUNDS	NO YEAR 12		3505		\$726,384,907.52	85,194,689,000.00		\$5,677,613,237.54		( \$243,460,669.98)
	1974				10.00			-0.07		( 10.07)
	1973				-481,287.62			-481,287.62		
	PRIOR YEARS				1,573,939.48			-45,178,241.92		( 46,752,181.40)
	SUBTOTAL FY 1976				727,477,569.38	5,194,689,000.00		5,631,953,707.93		( 290,212,861.45)
TRANSITION QUARTER										
UNDISBURSED FUNDS	NO YEAR 12		3505		( 243,460,669.98)	1,239,117,000.00		1,324,871,028.04		157,706,641.94
	1974				( 10.07)			-0.07	\$10.00	
	1973									
	PRIOR YEARS				( 46,752,181.40)			287,831.77	46,464,349.63	
	SUBTOTAL TRANSITION QUARTER				( 290,212,861.45)	1,239,117,000.00		1,325,158,859.88	46,464,359.63	157,706,641.94
ACCOUNTS RECEIVABLE					871,261.36				-19,749,624.59	20,620,885.95
FUND EQUITIES:										
UNOBLIGATED BALANCE					-586,599,541.66				-472,565,995.79	22-114,033,545.87
ACCOUNTS PAYABLE					-141,749,289.08					-36,961,712.65
UNDELIVERED ORDERS									27,332,269.37	-27,332,269.37
	SUBTOTAL 12		3505		-0-	6,433,806,000.00		6,957,112,567.81	-523,306,567.81	-0-
SPECIAL MILK PROGRAM, FOOD AND NUTRITION SERVICE										
FUND RESOURCES:										
UNDISBURSED FUNDS	NO YEAR 12		3502		49.72					( 49.72)
	1976-JANUARY 31, 1976					84,000,000.00		79,687,031.83		( 4,312,968.17)
	1975				12,835,626.67			9,052,300.57		( 3,783,326.10)
	1974				7,486,446.84			-31,391.98		( 7,517,838.82)
	PRIOR YEARS				4,412,490.85			2,410.42		( 4,410,080.43)
	1976 12		3502	91		60,000,000.00				( 60,000,000.00)
	SUBTOTAL FY 1976				24,734,614.08	144,000,000.00		88,710,350.84		( 80,024,263.24)
TRANSITION QUARTER										
UNDISBURSED FUNDS	NO YEAR 12		3502		( 49.72)				49.72	
	1976-JANUARY 31, 1976				( 4,312,968.17)		\$1,500,000.00	4,376,467.80	23,936.67	1,412,563.70
	1975				( 3,783,326.10)			2,843,652.10	939,567.74	106.26
	1974				( 7,517,838.82)			-1,272.07	135.92	
	PRIOR YEARS				( 4,410,080.43)			1,272.07	7,516,430.83	
	1976 12		3502	91	( 60,000,000.00)	24,000,000.00		39,772,575.85	4,410,080.43	1,272.07
	SUBTOTAL TRANSITION QUARTER				( 80,024,263.24)	24,000,000.00		46,992,831.67	13,240,508.67	43,876,980.87
ACCOUNTS RECEIVABLE					781,593.30				73,696.12	707,897.18
FUND EQUITIES:										
UNOBLIGATED BALANCE					-49.72				707,847.46	7- 707,897.18
ACCOUNTS PAYABLE					-25,516,157.66				-24,001,892.79	-1,514,264.87
UNDELIVERED ORDERS									43,776,658.03	-43,776,658.03
	SUBTOTAL 12		3502		-0-	168,000,000.00	1,500,000.00	135,703,182.51	33,796,817.49	-0-
CHILD NUTRITION PROGRAMS, FOOD AND NUTRITION SERVICE										
FUND RESOURCES:										
UNDISBURSED FUNDS	NO YEAR 12		3539		236,323,354.18	1,153,072,000.00	737,111,000.00	1,801,566,478.81		( 324,939,875.37)
	SUBTOTAL FY 1976				236,323,354.18	1,153,072,000.00	737,111,000.00	1,801,566,478.81		( 324,939,875.37)
TRANSITION QUARTER										
UNDISBURSED FUNDS	NO YEAR 12		3539		( 324,939,875.37)	419,500,000.00	18,500,000.00	346,011,809.39		416,928,065.98
	SUBTOTAL TRANSITION QUARTER				( 324,939,875.37)	419,500,000.00	18,500,000.00	346,011,809.39		416,928,065.98
ACCOUNTS RECEIVABLE					1,533,967.36				-385,141,175.76	386,675,143.12
FUND EQUITIES:										
UNOBLIGATED BALANCE					-71,817,750.97				-43,362,703.22	-28,455,047.75
ACCOUNTS PAYABLE					-165,219,545.56				-118,413,007.64	-46,806,537.92
UNDELIVERED ORDERS					-820,025.01				727,521,598.42	-728,341,623.43
	SUBTOTAL 12		3539		-0-	1,572,572,000.00	755,611,000.00	2,147,578,288.20	180,604,711.80	-0-
FOOD DONATIONS PROGRAM, FOOD AND NUTRITION SERVICE										
FUND RESOURCES:										
UNDISBURSED FUNDS	1976 12		3503			17,839,000.00		7,775,502.09		( 10,063,497.91)
	SUBTOTAL FY 1976					17,839,000.00		7,775,502.09		( 10,063,497.91)
TRANSITION QUARTER										
UNDISBURSED FUNDS	1976 12		3503		( 10,063,497.91)	4,460,000.00		446,251.96	13,187,830.41	889,415.54
	SUBTOTAL TRANSITION QUARTER				( 10,063,497.91)	4,460,000.00		446,251.96	13,187,830.41	889,415.54
FUND EQUITIES:										
ACCOUNTS PAYABLE									671,576.67	-671,576.67
UNDELIVERED ORDERS									217,838.87	-217,838.87
	SUBTOTAL 12		3503		-0-	22,299,000.00		8,221,754.05	14,077,245.95	-0-

SPECIAL SUPPLEMENTAL FOOD PROGRAM  
(WIC), FOOD AND NUTRITION SERVICE  
FUND RESOURCES:  
UNDISBURSED FUNDS

NO YEAR 12	3510	---	106,000,000.00	144,000,000.00	142,545,875.71	---	(107,454,124.29)
SUBTOTAL FY 1976		---	106,000,000.00	144,000,000.00	142,545,875.71	---	(107,454,124.29)
NO YEAR 12	3510	(107,454,124.29)	---	96,180,062.56	41,482,858.52	---	162,151,328.33
SUBTOTAL TRANSITION QUARTER		(107,454,124.29)	---	96,180,062.56	41,482,858.52	---	162,151,328.33
		---	---	---	---	-26,046,958.78	26,046,958.78
		---	---	---	---	140,596,952.65	-140,596,952.65
		---	---	---	---	438,011.09	-438,011.09
		---	---	---	---	47,163,323.37	-47,163,323.37
SUBTOTAL 12	3510	-0-	106,000,000.00	240,180,062.56	184,028,734.23	162,151,328.33	-0-

CHILD NUTRITION PROGRAMS, FOOD AND NUTRITION SERVICE  
FUND RESOURCES:  
UNDISBURSED FUNDS

NO YEAR 12	5539	---	737,111,000.00	-737,111,000.00	---	---	---
SUBTOTAL FY 1976		---	737,111,000.00	-737,111,000.00	---	---	---
NO YEAR 12	5539	---	20,000,000.00	-20,000,000.00	---	---	---
SUBTOTAL TRANSITION QUARTER		---	20,000,000.00	-20,000,000.00	---	---	---
SUBTOTAL 12	5539	-0-	757,111,000.00	-757,111,000.00	---	---	-0-

TOTAL, FOOD AND NUTRITION SERVICE FY 1976 . . . . . 7,352,711,000.00 144,000,000.00 7,672,551,915.38

TOTAL, FOOD AND NUTRITION SERVICE T.O. . . . . 1,707,077,000.00 96,180,062.56 1,760,092,611.42 -132,676,464.24

TOTAL, CONSUMER PROGRAMS FY 1976 . . . . . 7,829,193,628.30 8,045,469,995.09

TOTAL, CONSUMER PROGRAMS T.O. . . . . 1,993,133,669.46 1,842,372,895.67 -65,515,593.00

FOREST PROTECTION AND MANAGEMENT

FOREST SERVICE

GENERAL FUND ACCOUNTS

FOREST PROTECTION AND UTILIZATION, FOREST SERVICE  
FUND RESOURCES:  
UNDISBURSED FUNDS

NO YEAR 12	1100	11,955,301.48	23,819,000.00	-760,339.83	23,590,333.70	---	(11,423,627.95)
1976		---	581,277,000.00	-510,700.00	467,839,801.87	---	(112,926,498.13)
1975		71,882,521.63	---	---	64,794,730.17	---	(7,087,791.46)
1974		5,914,754.36	---	---	4,065,031.10	---	(1,849,723.26)
PRIOR YEARS		1,247,895.72	---	---	616,141.12	---	(631,754.60)

TRANSFER TO: INTERIOR

NO YEAR 14 12 1100		486,372.58	---	760,339.83	892,349.36	---	(354,363.05)
1976		---	---	510,700.00	458,076.88	---	(52,623.12)
1975		-177,996.63	---	---	-196,073.93	---	(18,077.30)
1974		2,944.95	---	---	---	---	(2,944.95)
PRIOR YEARS		9,689.16	---	---	---	---	(9,689.16)
SUBTOTAL FY 1976		91,321,483.25	605,096,000.00	---	562,060,390.27	---	(134,357,092.98)

TRANSITION QUARTER UNDISBURSED FUNDS

NO YEAR 12	1100	(11,423,627.95)	1,072,000.00	---	3,903,098.06	---	8,592,529.89
1976		(112,926,498.13)	191,886,000.00	-472,275.00	196,536,125.14	5,243,709.78	102,560,388.21
1975		(7,087,791.46)	---	---	1,466,702.19	306,083.10	5,315,006.17
1974		(1,849,723.26)	---	-1,232,253.14	400,483.48	216,986.64	---
PRIOR YEARS		(631,754.60)	---	89,196.44	---	404,883.79	1,369,927.51

TRANSFER TO: INTERIOR

NO YEAR 14 12 1100		(354,363.05)	---	---	100,611.35	---	253,751.70
1976		(52,623.12)	---	472,275.00	294,219.48	106,081.21	124,597.43
1975		(18,077.30)	---	---	---	18,077.30	---
1974		(2,944.95)	---	---	---	2,944.95	---
PRIOR YEARS		(9,689.16)	---	---	---	---	---
SUBTOTAL TRANSITION QUARTER		(134,357,092.98)	1,92,958,000.00	---	202,790,436.14	3,063.87	6,625.29

ACCOUNTS RECEIVABLE UNFILLED CUSTOMER ORDERS

		11,143,392.29	---	---	---	-8,114,450.04	118,222,826.20
--	--	---------------	-----	-----	-----	---------------	----------------

FUND EQUITIES:  
UNOBLIGATED BALANCE  
ACCOUNTS PAYABLE  
UNDELIVERED ORDERS

		963,506.20	---	---	---	-779,062.67	1,742,568.87
		-3,978,383.09	---	---	---	---	---
		-48,449,576.58	---	---	---	---	1,741,759.64
		-51,000,422.07	---	---	---	---	13,655,508.28
SUBTOTAL 12	1100	-0-	798,054,000.00	---	764,850,826.41	20,397,587.74	-71,398,009.81
		---	---	---	---	---	-0-

FOOTNOTES AT END OF CHAPTER

Appropriations, Outlays, and Balances - Continued

Appropriation or Fund Account Title	Period of availability	Account symbol			Balances beginning of fiscal year 1/	Appropriations and other obligational authority 2/	Transfers, borrowings, and investments (net) 3/	Outlays (net)	Balances withdrawn and other transactions 4/	Balances end of fiscal year 5/
		Dept. Reg.	Account No.	Sub. No.						
FOREST PROTECTION AND MANAGEMENT-CONTINUED										
FOREST SERVICE-CONTINUED										
GENERAL FUND ACCOUNTS-CONTINUED										
CONSTRUCTION AND LAND ACQUISITION,										
FOREST SERVICE										
FUND RESOURCES:										
UNDISBURSED FUNDS	NO YEAR	12	1103		\$31,659,221.31	\$18,523,000.00	\$9,540.28	\$26,429,976.90	- - - - -	(\$23,761,784.69)
TRANSFER TO:										
GENERAL SERVICES ADMINISTRATION	NO YEAR	47 12	1103		233,321.61	- - - - -	-9,540.28	197,218.55	- - - - -	(26,562.78)
SUBTOTAL	FY 1976				31,892,542.92	18,523,000.00	- - - - -	26,627,195.45	- - - - -	(23,788,347.47)
TRANSITION QUARTER										
UNDISBURSED FUNDS	NO YEAR	12	1103		(23,761,784.69)	11,269,000.00	- - - - -	6,177,689.94	- - - - -	28,853,094.75
TRANSFER TO:										
GENERAL SERVICES ADMINISTRATION	NO YEAR	47 12	1103		(26,562.78)	- - - - -	- - - - -	-4,753.14	- - - - -	31,315.92
SUBTOTAL TRANSITION QUARTER					(23,788,347.47)	11,269,000.00	- - - - -	6,172,936.80	- - - - -	28,884,410.67
ACCOUNTS RECEIVABLE					468.94	- - - - -	- - - - -	-84,258.40	- - - - -	84,727.34
UNFILLED CUSTOMER ORDERS					- - - - -	- - - - -	- - - - -	-151.52	- - - - -	151.52
FUND EQUITIES:										
UNOBLIGATED BALANCE					-18,315,303.36	- - - - -	- - - - -	- - - - -	-2,741,615.72	-15,573,687.64
ACCOUNTS PAYABLE					-2,576,113.34	- - - - -	- - - - -	- - - - -	-921,844.38	-1,654,268.96
UNDELIVERED ORDERS					-11,001,595.16	- - - - -	- - - - -	- - - - -	739,737.77	-11,741,332.93
SUBTOTAL	12		1103		-0-	29,792,000.00	- - - - -	32,800,132.25	-3,008,132.25	-0-
YOUTH CONSERVATION CORPS, FOREST SERVICE										
FUND RESOURCES:										
UNDISBURSED FUNDS	NO YEAR	12	1125		3,740.18	- - - - -	- - - - -	3,618.21	- - - - -	(121.97)
TRANSFER TO:										
INTERIOR, BUREAU OF RECLAMATION	1976-77	14 12	1125	6	- - - - -	35,098,000.00	-22,319,000.00	3,037,533.41	- - - - -	(9,741,466.59)
1975-76					3,136,706.32	- - - - -	- - - - -	3,074,369.29	- - - - -	(62,337.03)
1974-75					30,148.90	- - - - -	- - - - -	28,886.22	- - - - -	(1,262.68)
SUBTOTAL	FY 1976				8,550,349.13	35,098,000.00	- - - - -	17,389,096.56	- - - - -	(26,259,252.57)
TRANSITION QUARTER										
UNDISBURSED FUNDS	NO YEAR	12	1125		(121.97)	- - - - -	- - - - -	121.97	- - - - -	- - - - -
TRANSFER TO:										
INTERIOR, BUREAU OF RECLAMATION	1976-77	14 12	1125	6	(9,741,466.59)	56,000.00	-110,500.00	7,357,425.59	- - - - -	2,329,541.00
1975-76					(62,337.03)	- - - - -	- - - - -	47,837.06	14,499.97	- - - - -
1974-75					(1,262.68)	- - - - -	- - - - -	-105.30	-1,594.55	2,962.53
SUBTOTAL TRANSITION QUARTER					(16,444,477.89)	- - - - -	110,500.00	10,544,521.18	- - - - -	6,010,456.71
ACCOUNTS RECEIVABLE					(196.34)	- - - - -	- - - - -	-4,305.30	- - - - -	4,501.64
UNOBLIGATED BALANCE					(9,390.07)	- - - - -	- - - - -	-5,900.02	15,290.09	- - - - -
ACCOUNTS PAYABLE					(26,259,252.57)	56,000.00	- - - - -	17,939,595.18	28,195.51	8,347,461.88
UNDELIVERED ORDERS					12,198.65	- - - - -	- - - - -	-26,531.14	- - - - -	38,729.79
SUBTOTAL	12		1125		-0-	35,154,000.00	- - - - -	35,328,691.74	-174,691.74	-0-
FOREST ROADS AND TRAILS, LIQUIDATION										
OF CONTRACT AUTHORITY, FOREST SERVICE										
FUND RESOURCES:										
UNDISBURSED FUNDS	NO YEAR	12	2262		25,052,283.34	112,857,000.00	-113,520.00	136,124,978.95	- - - - -	(1,670,784.39)
TRANSFER TO:										
TRANSPORTATION, FEDERAL HIGHWAY ADMINISTRATION	NO YEAR	69 12	2262	5	539,167.73	- - - - -	113,520.00	385,348.29	- - - - -	(267,339.44)
UNFUNDED CONTRACT AUTHORITY	NO YEAR	12	2262		439,570,036.00	11-112,857,000.00	- - - - -	- - - - -	- - - - -	(326,713,036.00)
SUBTOTAL	FY 1976				465,161,487.07	- - - - -	- - - - -	136,510,327.24	- - - - -	(328,651,155.83)
TRANSITION QUARTER										
UNDISBURSED FUNDS	NO YEAR	12	2262		(1,670,784.39)	- - - - -	-391,288.71	449,885.70	- - - - -	829,609.98
TRANSFER TO:										
TRANSPORTATION, FEDERAL HIGHWAY ADMINISTRATION	NO YEAR	69 12	2262	5	(267,339.44)	- - - - -	391,288.71	16,748.25	- - - - -	641,679.90
UNFUNDED CONTRACT AUTHORITY	NO YEAR	12	2262		(326,713,036.00)	- - - - -	- - - - -	- - - - -	1239,827,943.00	286,885,093.00
SUBTOTAL TRANSITION QUARTER					(328,651,159.83)	- - - - -	- - - - -	466,633.95	39,827,943.00	288,356,582.88
ACCOUNTS RECEIVABLE					159,377.66	- - - - -	- - - - -	-338,758.62	- - - - -	498,136.28
UNFILLED CUSTOMER ORDERS					33,081.98	- - - - -	- - - - -	4,728.75	- - - - -	28,353.23
FUND EQUITIES:										
UNOBLIGATED BALANCE					-417,720,468.54	- - - - -	- - - - -	- - - - -	-181,159,309.34	-236,561,159.20
ACCOUNTS PAYABLE					-13,268,526.24	- - - - -	- - - - -	- - - - -	4,438,847.18	-17,707,373.42
UNDELIVERED ORDERS					-34,364,951.93	- - - - -	- - - - -	- - - - -	249,587.84	-34,614,539.77
SUBTOTAL	12		2262		-0-	- - - - -	- - - - -	136,976,961.19	-136,976,961.19	-0-

ASSISTANCE TO STATES FOR TREE

PLANTING, FOREST SERVICE

FUND RESOURCES:

UNDISBURSED FUNDS		NO YEAR 12	1101	566,817.25	1,368,000.00		1,393,298.89		(541,518.36)
	SUBTOTAL	FY 1976		566,817.25	1,368,000.00		1,393,298.89		(541,518.36)
TRANSITION QUARTER		NO YEAR 12	1101	(541,518.36)	834,000.00		280,178.82		1,095,339.54
UNDISBURSED FUNDS		NO YEAR 12	1101	(541,518.36)	834,000.00		280,178.82		1,095,339.54
	SUBTOTAL	TRANSITION QUARTER							10,125.00
FUND EQUITIES:									
UNOBLIGATED BALANCE				-40,017.02				160,111.02	-200,128.04
ACCOUNTS PAYABLE				-207,702.21				159,939.84	-367,642.05
UNDELIVERED ORDERS				-319,098.02				218,596.43	-537,694.45
	SUBTOTAL	12	1101	-0-	2,202,000.00		1,673,477.71	528,522.29	-0-
ACQUISITION OF LANDS FOR WASATCH NATIONAL FOREST, FOREST SERVICE									
FUND RESOURCES:									
UNDISBURSED FUNDS		NO YEAR 12	1123	216,003.67			1,748.19		(214,255.48)
	SUBTOTAL	FY 1976		216,003.67			1,748.19		(214,255.48)
TRANSITION QUARTER		NO YEAR 12	1123	(214,255.48)			1,102.58		213,152.90
UNDISBURSED FUNDS		NO YEAR 12	1123	(214,255.48)			1,102.58		213,152.90
	SUBTOTAL	TRANSITION QUARTER							
FUND EQUITIES:									
UNOBLIGATED BALANCE				-215,255.46				-999.98	-214,255.48
ACCOUNTS PAYABLE				-748.21				-1,850.79	1,102.58
	SUBTOTAL	12	1123	-0-			2,850.77	-2,850.77	-0-
ACQUISITION OF LANDS FOR UINTA NATIONAL FOREST, FOREST SERVICE									
FUND RESOURCES:									
UNDISBURSED FUNDS		NO YEAR 12	1124	67,613.56			82.48		(67,531.08)
	SUBTOTAL	FY 1976		67,613.56			82.48		(67,531.08)
TRANSITION QUARTER		NO YEAR 12	1124	(67,531.08)			1,217.62		66,313.46
UNDISBURSED FUNDS		NO YEAR 12	1124	(67,531.08)			1,217.62		66,313.46
	SUBTOTAL	TRANSITION QUARTER							
FUND EQUITIES:									
UNOBLIGATED BALANCE				-67,514.20				-39.06	-67,475.14
ACCOUNTS PAYABLE				-99.36				-1,261.04	1,161.68
	SUBTOTAL	12	1124	-0-			1,300.10	-1,300.10	-0-
ACQUISITION OF LANDS FOR CACHE NATIONAL FOREST, FOREST SERVICE									
FUND RESOURCES:									
UNDISBURSED FUNDS		NO YEAR 12	1120	10,649.05					(10,649.05)
	SUBTOTAL	FY 1976		10,649.05					(10,649.05)
TRANSITION QUARTER		NO YEAR 12	1120	(10,649.05)			10,682.80		6-33.75
UNDISBURSED FUNDS		NO YEAR 12	1120	(10,649.05)			10,682.80		-33.75
	SUBTOTAL	TRANSITION QUARTER							
FUND EQUITIES:									
UNOBLIGATED BALANCE				-10,649.05				-10,649.05	-
ACCOUNTS PAYABLE								-33.75	33.75
	SUBTOTAL	12	1120	-0-			10,682.80	-10,682.80	-0-
ACQUISITION OF LANDS FOR SUPERIOR NATIONAL FOREST, FOREST SERVICE									
FUND RESOURCES:									
UNDISBURSED FUNDS		NO YEAR 12	1118	253.13			-17.11		(270.24)
	SUBTOTAL	FY 1976		253.13			-17.11		(270.24)
TRANSITION QUARTER		NO YEAR 12	1118	(270.24)			281.96		6-11.72
UNDISBURSED FUNDS		NO YEAR 12	1118	(270.24)			281.96		-11.72
	SUBTOTAL	TRANSITION QUARTER							
FUND EQUITIES:									
UNOBLIGATED BALANCE				16,717.33				16,717.33	-
ACCOUNTS PAYABLE				-16,970.46				-16,982.18	11.72
	SUBTOTAL	12	1118	-0-			264.85	-264.85	-0-
SPECIAL FUND ACCOUNTS									
ACQUISITION OF LANDS FOR NATIONAL FORESTS, SPECIAL ACTS, FOREST SERVICE									
FUND RESOURCES:									
UNDISBURSED FUNDS		1976 12	5208		161,000.00		66,907.18		(94,092.82)
		1975		67,535.79			68,066.97		(-531.18)
	SUBTOTAL	FY 1976		67,535.79	161,000.00		134,974.15		(93,561.64)
TRANSITION QUARTER		1976 12	5208	(94,092.82)			-362.89	21,993.84	72,461.87
UNDISBURSED FUNDS		1975		(-531.18)			-541.18	10.00	-
		PRIOR YEARS					51.97		6-51.97
	SUBTOTAL	TRANSITION QUARTER		(93,561.64)			-852.10	22,003.84	72,409.90
FUND EQUITIES:									
ACCOUNTS PAYABLE				-23,760.79				32,649.11	-56,409.90
UNDELIVERED ORDERS				-43,775.00				-27,775.00	-16,000.00
	SUBTOTAL	12	5208	-0-	161,000.00		134,122.05	26,877.95	-0-

FOOTNOTES AT END OF CHAPTER

Appropriations, Outlays, and Balances - Continued

Appropriation or Fund Account		Account symbol			Balances beginning of fiscal year 1/	Appropriations and other obligational authority 2/	Transfers, borrowings and investments (net) 3/	Outlays (net)	Balances withdrawn and other transactions 4/	Balances end of fiscal year 5/
Title	Period of availability	Dept. Reg.	Account No.	Sub. No.						
FOREST PROTECTION AND MANAGEMENT-CONTINUED										
FOREST SERVICE-CONTINUED										
SPECIAL FUND ACCOUNTS-CONTINUED										
ACQUISITION OF LANDS TO COMPLETE LAND EXCHANGES, FOREST SERVICE										
FUND RESOURCES:										
UNDISBURSED FUNDS	NO YEAR 12		5216		\$54,645.00	\$35,000.00	---	\$38,898.04	---	(\$50,746.96)
	SUBTOTAL FY 1976				54,645.00	35,000.00	---	38,898.04	---	(50,746.96)
TRANSITION QUARTER	NO YEAR 12		5216		(50,746.96)	---	---	10,909.56	---	39,837.40
UNDISBURSED FUNDS	SUBTOTAL TRANSITION QUARTER				(50,746.96)	---	---	10,909.56	---	39,837.40
FUND EQUITIES:					-54,645.00	---	---	---	-\$29,480.71	-25,164.29
UNOBLIGATED BALANCE					---	---	---	---	14,660.11	-14,660.11
ACCOUNTS PAYABLE					---	---	---	---	13.00	-13.00
UNDELIVERED ORDERS					---	---	---	---	---	-0-
	SUBTOTAL 12		5216		-0-	35,000.00	---	49,807.60	-14,807.60	-0-
COOPERATIVE RANGE IMPROVEMENTS, FOREST SERVICE (RECEIPT LIMITATION)										
FUND RESOURCES:										
UNDISBURSED FUNDS	NO YEAR 12		5207		20,828.13	700,000.00	---	720,828.13	---	---
	SUBTOTAL FY 1976				20,828.13	700,000.00	---	720,828.13	---	---
FUND EQUITIES:					-20,828.13	---	---	---	-20,828.13	-0-
UNOBLIGATED BALANCE					-0-	700,000.00	---	720,828.13	---	---
	SUBTOTAL 12		5207		-0-	700,000.00	---	720,828.13	---	---
CONSTRUCTION AND OPERATION OF RECREATION FACILITIES, FOREST SERVICE										
FUND RESOURCES:										
UNDISBURSED FUNDS	NO YEAR 12		5009		306,504.58	2,879,600.58	---	2,749,670.92	---	(436,434.24)
	SUBTOTAL FY 1976				306,504.58	2,879,600.58	---	2,749,670.92	---	(436,434.24)
TRANSITION QUARTER	NO YEAR 12		5009		(436,434.24)	2,212,000.00	---	1,390,162.63	---	1,258,271.61
UNDISBURSED FUNDS	SUBTOTAL TRANSITION QUARTER				(436,434.24)	2,212,000.00	---	1,390,162.63	---	1,258,271.61
ACCOUNTS RECEIVABLE					---	---	---	---	35.00	---
FUND EQUITIES:					-57,839.61	---	---	---	275,064.63	-332,904.24
UNOBLIGATED BALANCE					-197,243.10	---	---	---	---	-479,989.90
ACCOUNTS PAYABLE					-51,456.87	---	---	---	393,920.60	-445,377.47
UNDELIVERED ORDERS					-0-	5,091,600.58	---	4,139,833.55	951,767.03	-0-
	SUBTOTAL 12		5009		-0-	5,091,600.58	---	4,139,833.55	951,767.03	-0-
ROADS AND TRAILS FOR STATES, NATIONAL FORESTS FUND (PERMANENT APPROPRIATION)										
FUND RESOURCES:										
UNDISBURSED FUNDS	NO YEAR 12		5203		---	35,908,942.52	---	35,908,942.52	---	---
	SUBTOTAL FY 1976				---	35,908,942.52	---	35,908,942.52	---	---
TRANSITION QUARTER	NO YEAR 12		5203		---	49,809,597.51	---	49,809,597.51	---	---
UNDISBURSED FUNDS	SUBTOTAL TRANSITION QUARTER				---	49,809,597.51	---	49,809,597.51	---	---
	SUBTOTAL 12		5203		-0-	85,718,540.03	---	85,718,540.03	---	-0-
EXPENSES, BRUSH DISPOSAL, FOREST SERVICE (PERMANENT APPROPRIATION)										
FUND RESOURCES:										
UNDISBURSED FUNDS	NO YEAR 12		5206		27,943,825.39	28,906,310.25	---	27,180,491.75	---	(29,669,643.89)
	SUBTOTAL FY 1976				27,943,825.39	28,906,310.25	---	27,180,491.75	---	(29,669,643.89)
TRANSITION QUARTER	NO YEAR 12		5206		(29,669,643.89)	10,645,307.41	---	7,656,552.76	---	32,658,398.54
UNDISBURSED FUNDS	SUBTOTAL TRANSITION QUARTER				(29,669,643.89)	10,645,307.41	---	7,656,552.76	---	32,658,398.54
ACCOUNTS RECEIVABLE					---	---	---	---	209.59	409.64
UNFILLED CUSTOMER ORDERS					---	---	---	---	-1,013.85	1,013.85
FUND EQUITIES:					-24,101,113.23	---	---	---	4,747,053.44	-28,848,166.67
UNOBLIGATED BALANCE					-1,764,385.55	---	---	---	---	-2,168,536.26
ACCOUNTS PAYABLE					-2,079,445.80	---	---	---	-435,826.70	-1,643,619.10
UNDELIVERED ORDERS					-0-	39,551,617.66	---	34,837,044.51	4,714,573.15	-0-
	SUBTOTAL 12		5206		-0-	39,551,617.66	---	34,837,044.51	4,714,573.15	-0-

(PERMANENT APPROPRIATION) FUND RESOURCES: UNDISBURSED FUNDS	NO YEAR 12 FY 1976	5214	351,381.16 351,381.16	229,827.17 229,827.17	---	239,005.73 239,005.73	---	(342,202.60) (342,202.60)
TRANSITION QUARTER UNDISBURSED FUNDS	NO YEAR 12	5214	(342,202.60) (342,202.60)	37,404.45 37,404.45	---	39,766.75 39,766.75	---	339,840.30 339,840.30
	SUBTOTAL		134.00	---	---	---	134.00	---
ACCOUNTS RECEIVABLE FUND EQUITIES: UNOBLIGATED BALANCE ACCOUNTS PAYABLE UNDELIVERED ORDERS		SUBTOTAL 12	5214	-230,664.26 2,797.70 -123,648.60 -0-	---	---	---	3,474.17 25,463.15 -40,612.18 -11,540.86
				267,231.62	---	278,772.48	---	-234,138.43 -22,665.45 -83,036.42 -0-
RESTORATION OF FOREST LANDS AND IMPROVEMENTS, FOREST SERVICE FUND RESOURCES: UNDISBURSED FUNDS	NO YEAR 12 FY 1976	5215	53,704.45 53,704.45	51,201.02 51,201.02	---	35,674.11 35,674.11	---	(69,231.36) (69,231.36)
TRANSITION QUARTER UNDISBURSED FUNDS	NO YEAR 12	5215	(69,231.36) (69,231.36)	15,541.68 15,541.68	---	5,733.16 5,733.16	---	79,039.88 79,039.88
	SUBTOTAL			---	---	---	---	---
FUND EQUITIES: UNOBLIGATED BALANCE ACCOUNTS PAYABLE UNDELIVERED ORDERS		SUBTOTAL 12	5215	-48,671.81 -4,140.64 -892.00 -0-	---	---	---	28,272.52 -3,301.41 364.32 25,335.43
				66,742.70	---	41,407.27	---	-76,944.33 -839.23 -1,256.32 -0-
PAYMENTS TO STATES, NATIONAL FORESTS FUND (PERMANENT APPROPRIATION) FUND RESOURCES: UNDISBURSED FUNDS	NO YEAR 12 FY 1976	5201	---	87,793,907.85 87,793,907.85	---	87,793,907.85 87,793,907.85	---	---
TRANSITION QUARTER UNDISBURSED FUNDS	NO YEAR 12	5201	---	109,523,445.08 109,523,445.08	---	109,523,445.04 109,523,445.04	---	.04 .04
	SUBTOTAL			---	---	---	---	---
FUND EQUITIES: UNOBLIGATED BALANCE		SUBTOTAL 12	5201	-0-	197,317,352.93	---	197,317,352.89	.04 .04
								-0-
PAYMENTS TO SCHOOL FUNDS, ARIZONA AND NEW MEXICO, ACT JUNE 20, 1910 (RECEIPT LIMITATION) (PERMANENT APPROPRIATION) FUND RESOURCES: UNDISBURSED FUNDS	NO YEAR 12 FY 1976	5211	---	76,826.70 76,826.70	---	76,826.70 76,826.70	---	---
TRANSITION QUARTER UNDISBURSED FUNDS	NO YEAR 12	5211	---	146,747.09 146,747.09	---	146,747.09 146,747.09	---	-0-
	SUBTOTAL			---	---	---	---	---
	SUBTOTAL			-0-	223,573.79	---	223,573.79	---
PAYMENT TO MINNESOTA (COOK, LAKE, AND SAINT LOUIS COUNTIES) FROM THE NATIONAL FORESTS FUND (PERMANENT APPROPRIATION) FUND RESOURCES: UNDISBURSED FUNDS	NO YEAR 12 FY 1976	5213	---	259,038.49 259,038.49	---	259,038.49 259,038.49	---	---
TRANSITION QUARTER UNDISBURSED FUNDS	NO YEAR 12	5213	---	259,038.49 259,038.49	---	259,038.49 259,038.49	---	-0-
	SUBTOTAL			---	---	---	---	---
	SUBTOTAL			-0-	518,076.98	---	518,076.98	---
PAYMENTS DUE COUNTIES, NATIONAL GRASSLANDS, FOREST SERVICE (PERMANENT APPROPRIATION) FUND RESOURCES: UNDISBURSED FUNDS	NO YEAR 12	5896	---	985,509.55	---	985,509.55	---	---

FOOTNOTES AT END OF CHAPTER



Appropriations, Outlays, and Balances - Continued

Appropriation or Fund Account		Account symbol			Balances beginning of fiscal year 1/	Appropriations and other obligational authority 2/	Transfers, borrowings, and investments (net) 2/	Outlays (net)	Balances withdrawn and other transactions 4/	Balances end of fiscal year 5/
Title	Period of availability	Dept. Req.	Account No.	Sub. No.						
FOREST PROTECTION AND MANAGEMENT-CONTINUED										
FOREST SERVICE-CONTINUED										
INTRAGOVERNMENTAL FUNDS										
WORKING CAPITAL FUND, FOREST SERVICE										
FUND RESOURCES:										
UNDISBURSED FUNDS	NO YEAR 12		4605		\$5,214,670.85	-	-	-	-	(6,756,830.90)
	SUBTOTAL FY 1976				5,214,670.85	-	-	-	-	(7,756,830.90)
TRANSITION QUARTER	NO YEAR 12		4605		(7,756,830.90)	-	-	-	-	11,101,943.83
UNDISBURSED FUNDS	SUBTOTAL TRANSITION QUARTER				(7,756,830.90)	-	-	-	-	11,101,943.83
ACCOUNTS RECEIVABLE					9,553,017.86	-	-	-	-	10,451,805.84
UNFILLED CUSTOMER ORDERS					323,185.82	-	-	-	-	250,278.86
FUND EQUITIES:										
UNOBLIGATED BALANCE					-2,840,452.29	-	-	-	1,970,047.48	-4,810,499.77
ACCOUNTS PAYABLE					-7,640,639.52	-	-	-	-423,005.47	-7,217,634.05
UNDELIVERED ORDERS					-4,609,782.72	-	-	-	5,166,111.99	-9,775,894.71
	SUBTOTAL 12		4605		-0-	-	-	-	5,887,272.98	-0-
CONSOLIDATED WORKING FUND, AGRICULTURE, FOREST SERVICE										
FUND RESOURCES:										
UNDISBURSED FUNDS	NO YEAR 12		3911		17,586,969.77	-	-	589,104.89	-	(16,997,364.88)
	SUBTOTAL FY 1976				-	-	-	-4,662,000.00	-	(4,662,000.00)
TRANSITION QUARTER	NO YEAR 12		3911		(16,997,864.88)	-	-	7,012,998.25	-	9,984,866.63
UNDISBURSED FUNDS	SUBTOTAL TRANSITION QUARTER				(4,662,000.00)	-	-	811,843.65	-	3,850,156.35
ACCOUNTS RECEIVABLE					(21,659,864.88)	-	-	7,824,841.90	-	13,835,022.98
UNFILLED CUSTOMER ORDERS					273,675.85	-	-	-	-4,780,693.09	5,054,368.94
FUND EQUITIES:										
UNOBLIGATED BALANCE					-16,394,791.99	-	-	-	-9,297,752.67	-7,097,039.32
ACCOUNTS PAYABLE					-943,025.49	-	-	-	3,091,801.94	-4,034,827.43
UNDELIVERED ORDERS					-522,828.14	-	-	-	7,234,697.03	-7,757,525.17
	SUBTOTAL 12		3911		-0-	-	-	3,751,946.79	-3,751,946.79	-0-
TRUST FUND ACCOUNTS										
COOPERATIVE WORK, FOREST SERVICE										
FUND RESOURCES:										
UNDISBURSED FUNDS	NO YEAR 12		8028		94,049,467.70	74,017,458.04	-	114,244,801.73	-	(53,822,124.01)
	SUBTOTAL FY 1976				94,049,467.70	74,017,458.04	-	114,244,801.73	-	(53,822,124.01)
TRANSITION QUARTER	NO YEAR 12		8028		(53,822,124.01)	24,880,321.96	-	16,345,923.18	-	62,356,522.79
UNDISBURSED FUNDS	SUBTOTAL TRANSITION QUARTER				(53,822,124.01)	24,880,321.96	-	16,345,923.18	-	62,356,522.79
ACCOUNTS RECEIVABLE					10,083,938.61	-	-	-	-49,917,975.69	60,001,914.30
FUND EQUITIES:										
UNOBLIGATED BALANCE					-91,159,536.91	-	-	-	20,483,108.93	-111,642,645.84
ACCOUNTS PAYABLE					-4,990,349.01	-	-	-	-1,561,881.94	-3,428,467.07
UNDELIVERED ORDERS					-7,983,520.39	-	-	-	-696,196.21	-7,287,324.18
	SUBTOTAL 12		8028		-0-	98,897,780.00	-	130,590,724.91	-31,692,944.91	-0-
TOTAL, FOREST SERVICE FY 1976										
					-	892,089,622.17	-	1,007,735,636.48	-	-
TOTAL, FOREST SERVICE T.Q.										
					-	402,646,403.67	-	417,329,818.89	-130,329,429.53	-
TOTAL, FOREST PROTECTION AND MANAGEMENT FY 1976										
					-	892,089,622.17	-	1,007,735,636.48	-	-
TOTAL, FOREST PROTECTION AND MANAGEMENT T.Q.										
					-	402,646,403.67	-	417,329,818.89	-130,329,429.53	-

TRANSITION QUARTER  
 PROPRIETARY RECEIPTS FROM THE PUBLIC

TOTAL FY 1976. . . . .  
 TOTAL T.Q. . . . .  
 TOTAL, DEPARTMENT OF  
 AGRICULTURE FY 1976. . . . .  
 TOTAL, DEPARTMENT OF  
 AGRICULTURE T.Q. . . . .

-591,941,643.77	-248,441,179.22	-591,941,643.77	-248,441,179.22		
-591,941,643.77	-248,441,179.22	-591,941,643.77	-248,441,179.22		
14,881,742,459.85	-34,722,026.35	12,796,311,150.04	1,111,366,304.96		
2,864,986,282.28	-6,360,514.17	3,849,621,597.83	-51,652,851.22		

FOOTNOTES AT END OF CHAPTER

Appropriations, Outlays, and Balances

1 Amounts in parentheses represent non-add balances at the end of fiscal year 1976 and at the beginning of the transition quarter. Obligation data is shown at the beginning of fiscal year 1976 and at the end of the transition quarter only.

2 The amounts in this column, unless otherwise footnoted, represent appropriations, increases in borrowing authority or new contract authority. Appropriation accounts with appropriation transfer activity are presented in Table 1 (Appropriations and appropriation transfers) at the end of the chapter. For further detail on appropriations, increases in borrowing authority and new contract authority; see Tables 1, 3 and 7 respectively in Part Four - Information Tables.

3 For detail of transfer activity by account see Table 2 (Transfers - Other than Appropriation Transfers) at end of chapter. Amounts not appearing in Table 2, unless otherwise footnoted, represent transfers of obligated balances from lapsed appropriations to merged prior-year accounts pursuant to 31 U.S.C. 701, borrowings (net) or investments (net).

4 The amounts in this column, unless otherwise footnoted, represent unobligated balances withdrawn or restored pursuant to 31 U.S.C. 701 and changes in unfilled customer orders, accounts receivable, accounts payable, undelivered orders and unobligated balances.

5 Unobligated balance represents no-year or unexpired multiple-year account unless otherwise footnoted.

6 Subject to disposition by the administrative agency.

7 Unobligated - unavailable.

8 Includes a non-expenditure transfer processed in fiscal year 1976, that should have been processed in the transition quarter, transferring \$1,676,000.00 from 12X3505 to 1260900.

9 Includes:  
 Reappropriation, pursuant to Public Law 94-122, approved October 21, 1975, 89 Stat. 643, "Agricultural Research Service, 1976."----- \$1,000,000.00

10 Includes transfer of obligated balance from lapsed appropriation to merged prior-year account pursuant to 31 U.S.C. 701.

Account	Amount
1243300	\$164,417.20

11 Represents appropriations to liquidate.

12 For further detail see Table 7 - Part Four - Information Tables.

13 Includes:  
 Redemption of Government agency securities----- \$ 6,000,000.00  
 Net repayment of borrowing from U.S. Treasury.----- -2,206,321,595.69

14 Includes:  
 Net borrowing from U.S. Treasury.----- \$715,945,407.67

15 Represents net outlays as follows:

Price Support, Supply and Related Programs: Fiscal Year 1976	
Price Support, Supply and Related Programs-----	\$1,014,385,994.17
Special Activities Financed by CCC:	
Sales of Surplus Agricultural Commodities for Foreign Currencies and Under Long Term Supply Contracts, P.L. 480, Title I-----	85,765,111.58*
Emergency Famine Relief to Friendly Peoples, P.L. 480, Title II-----	313,026,584.17*
National Wool Act-----	45,460,262.75
Transfer of CCC Grain to Interior for Use in Feeding Waterfowl, P. L. 84-654-----	20,363.86*
Loan to the Secretary of Agriculture for Conservation Purposes-----	50,000,000.00
Purchases under Section 14(a)(2) of the National School Lunch Act or 4(a) of the Agriculture and Consumers Protection Act of 1973-----	3,870,475.34
Subtotal-----	<u>\$299,481,321.52*</u>
TOTAL CCC FUND	<u>\$714,904,672.65</u>

\*Denotes recoveries received in fiscal year 1976 in excess of expenditures.

16 Represents net outlays as follows:

Price Support, Supply and Related Programs: Transition Quarter	
Price Support, Supply and Related Programs-----	\$451,867,694.87

Special Activities Financed by CCC:

Sales of Surplus Agricultural Commodities for Foreign Currencies and Under Long Term Supply Contracts, P.L. 480, Title I-----	209,113,887.09
Emergency Famine Relief to Friendly Peoples, P.L. 480, Title II-----	65,610,228.36
National Wool Act-----	1,814,423.60
Transfer of CCC Grain to Interior for Use in Feeding Waterfowl, P.L. 84-654-----	20,363.86
Loan to the Secretary of Agriculture for Conservation Purposes-----	50,000,000.00*
Purchases under Section 14(a)(2) of the National School Lunch Act or 4(a) of the Agriculture and Consumers Protection Act of 1973-----	6,867,364.13
Subtotal-----	<u>\$233,426,267.04</u>
TOTAL CCC FUND	<u>\$685,293,961.91</u>

\*Denotes recoveries received in transition quarter in excess of expenditures.

17 Represents the remaining unobligated loan authorization which was not transferred to the Rural Electrification and Telephone Revolving Fund under Public Law 93-32.

18 Includes:  
 Borrowing from U.S. Treasury.----- \$200,000,000.00

19 For further detail see Table 3 - Part Four - Information Tables.

20 Includes:  
 Net borrowing from U.S. Treasury.----- \$75,000,000.00

21 Activity transferred from Community Services Administration, Independent Agencies.

22 Includes \$1,863,651.15 that is unobligated - unavailable.

23 Includes \$9,387.72 that is unobligated - unavailable.

24 For detail by account see Table C - "Receipts by Organizational Unit."

FOOTNOTES

TABLE 1 - APPROPRIATIONS AND APPROPRIATION TRANSFERS

Account Symbol	Net Appropriations and Appropriation Transfers	Appropriation Amount	Net Appropriation Transfers	Detail of Appropriation Transfers		
				Accounts Involved	Amount From, Or To (-)	Citation of Law
1260120	\$16,401,900.00	\$16,050,000.00	\$351,900.00	1260115	\$387,900.00	7 USC 2201
				1262500	-36,000.00	31 USC 581c
1260115	2,326,100.00	2,836,000.00	-509,900.00	1260120	-387,900.00	7 USC 2201
				1260900	-36,000.00	7 USC 2201
				1261700	-86,000.00	7 USC 2201
1260900	25,899,000.00	17,552,000.00	8,347,000.00	1260115	36,000.00	7 USC 2201
				12X3505	8,311,000.00	90 STAT. 597, 632
1261800	31,415,000.00	31,362,000.00	53,000.00	1263300	53,000.00	7 USC 2201
1261700	25,781,769.00	25,642,000.00	139,769.00	1260115	86,000.00	7 USC 2201
				1263300	53,769.00	7 USC 2201
1263300	151,054,231.00	151,181,000.00	-126,769.00	1261700	-53,769.00	7 USC 2201
				1261800	-53,000.00	7 USC 2201
				1262500	-20,000.00	7 USC 2201
1262500	47,111,000.00	47,055,000.00	56,000.00	1260120	36,000.00	31 USC 581c
				1263300	20,000.00	7 USC 2201
12X5209	382,155,138.68	1,128,086,932.68	-745,931,794.00	12X5539	-737,111,000.00	89 STAT. 663
				13X5139	-8,820,794.00	15 USC 713c-3
12X3505	5,194,689,000.00	5,203,000,000.00	-8,311,000.00	1260900	-8,311,000.00	90 STAT. 597, 632
12X5539	737,111,000.00		737,111,000.00	12X5209	737,111,000.00	89 STAT. 663
TOTAL (FY)	\$6,613,944,138.68	\$6,622,764,932.68	-\$8,820,794.00		-\$8,820,794.00	
1260120	\$4,151,000.00	\$4,054,000.00	\$97,000.00	1260115	\$113,000.00	7 USC 2201
				1262500	-16,000.00	31 USC 581c
1260115	564,000.00	712,000.00	-148,000.00	1260120	-113,000.00	7 USC 2201
				1260900	-10,000.00	7 USC 2201
				1261700	-25,000.00	7 USC 2201
1260900	4,445,000.00	4,435,000.00	10,000.00	1260115	10,000.00	7 USC 2201
1261800	7,936,000.00	7,922,000.00	14,000.00	1263300	14,000.00	7 USC 2201
1261700	6,517,000.00	6,479,000.00	38,000.00	1260115	25,000.00	7 USC 2201
				1263300	13,000.00	7 USC 2201
1263300	37,762,000.00	37,794,000.00	-32,000.00	1261700	-13,000.00	7 USC 2201
				1261800	-14,000.00	7 USC 2201
				1262500	-5,000.00	7 USC 2201
1262500	12,913,000.00	12,892,000.00	21,000.00	1260120	16,000.00	31 USC 581c
				1263300	5,000.00	7 USC 2201
12X5209	260,686,668.95	282,684,229.95	-21,997,561.00	12X5539	-20,000,000.00	90 STAT. 598
				13X5139	-1,997,561.00	15 USC 713c-3
						90 STAT. 390
12X5539	20,000,000.00		20,000,000.00	12X5209	20,000,000.00	90 STAT. 598
TOTAL (TQ)	\$354,974,668.95	\$356,972,229.95	-\$1,997,561.00		-\$1,997,561.00	

Appropriations to accounts which did not have appropriation transfer activity during the fiscal year and transition quarter are not included in this table.

TREASURY DEPARTMENT LIBRARY

**TABLE 2 - TRANSFERS (OTHER THAN APPROPRIATION TRANSFERS - TABLE 1 )**

Account Symbol	Net Transfers	Details of Transfers		
		Accounts Involved	Amount From Or To (-)	Citation of Law
12X1400	\$699.50	47-12X1400	\$699.50	31 USC 686, 40 USC 490c
47-12X1400	-699.50	12X1400	-699.50	31 USC 686, 40 USC 490c
12X1404	-650,000.00	49-12X1404	-650,000.00	31 USC 686
49-12X1404	650,000.00	12X1404	650,000.00	31 USC 686
1261600	4,936,537.00	1251600	510,537.00	21 USC 129, 89 STAT. 644
1251600	-510,537.00	12X4336	4,426,000.00	21 USC 129
		1261600	-510,537.00	21 USC 129, 89 STAT. 644
12X0301	39,938.74	47-12X0301	39,938.74	31 USC 686
47-12X0301	-39,938.74	12X0301	-39,938.74	31 USC 686
1263300	-110,000,000.00	1263300(36)	-110,000,000.00	16 USC 590(k)
1263300(36)	110,000,000.00	1263300	110,000,000.00	16 USC 590(k)
12X3315	-190,000,000.00	12X3315(36)	-190,000,000.00	16 USC 590o
12X3315(36)	190,000,000.00	12X3315	190,000,000.00	16 USC 590o
12X3320	-9,000,000.00	12X3320(36)	-9,000,000.00	16 USC 1301 note, 1307
12X3320(36)	9,000,000.00	12X3320	9,000,000.00	16 USC 1301 note, 1307
1263335	-42,000,000.00	1263335(36)	-42,000,000.00	7 USC 1838
1253335	2,578,428.02	1253335(36)	2,578,428.02	7 USC 1838
1263335(36)	42,000,000.00	1263335	42,000,000.00	7 USC 1838
1253335(36)	-2,578,428.02	1253335	-2,578,428.02	7 USC 1838
12X3316	-21,687,589.00	12X3316(36)	-21,687,589.00	16 USC 590p(f)
12X3316(36)	21,687,589.00	12X3316	21,687,589.00	16 USC 590p(f)
12X3336	-13,500,000.00	12X3336(36)	-13,500,000.00	16 USC 1509-1510
12X3336(36)	13,500,000.00	12X3336	13,500,000.00	16 USC 1509-1510
12X4336	2,674,511,733.57	1261600	-4,426,000.00	21 USC 129
		1263674	2,750,000,000.00	15 USC 713a-11
		12X4336(25)	-200,426.98	15 USC 714
		1264336(25)	-3,439,000.00	15 USC 714
		1254336(25)	203,538.59	15 USC 714i
		1244336(25)	-19,355.32	15 USC 714i
		1234336(25)	-30,903.71	15 USC 714i
		12M4336(25)	14.31	15 USC 714i
		1264336(29)	-2,424,000.00	15 USC 714
		1254336(29)	95,726.79	15 USC 714
		1244336(29)	-15,400.34	15 USC 714i
		1234336(29)	-347.55	15 USC 714i
		1244336(34)	3,801.80	15 USC 714
		1234336(34)	156.45	15 USC 714
		12M4336(34)	735.40	15 USC 714
		1264336(41)	-1,276,000.00	15 USC 714

Account Symbol	Net Transfers	Details of Transfers		
		Accounts Involved	Amount From Or To (-)	Citation of Law
		1254336(41)	\$27,804.22	15 USC 714
		72-12X4336	-63,988,610.09	7 USC 1721-1725
1263674	-\$2,750,000,000.00	12X4336	-2,750,000,000.00	15 USC 714a-11
12X4336(25)	200,426.98	12X4336	200,426.98	15 USC 714
1264336(25)	3,439,000.00	12X4336	3,439,000.00	15 USC 714
1254336(25)	-203,538.59	12X4336	-203,538.59	15 USC 714i
1244336(25)	19,355.32	12X4336	19,355.32	15 USC 714i
1234336(25)	24,310.52	12X4336	30,903.71	15 USC 714i
		12M4336(25)	-6,593.19	31 USC 701-708
12M4336(25)	6,578.88	12X4336	-14.31	15 USC 714i
		1234336(25)	6,593.19	31 USC 701-708
1264336(29)	2,424,000.00	12X4336	2,424,000.00	15 USC 714
1254336(29)	-95,726.79	12X4336	-95,726.79	15 USC 714
1244336(29)	15,400.34	12X4336	15,400.34	15 USC 714i
1234336(29)	347.55	12X4336	347.55	15 USC 714i
1244336(34)	-3,801.80	12X4336	-3,801.80	15 USC 714
1234336(34)	-156.45	12X4336	-156.45	15 USC 714
12M4336(34)	-735.40	12X4336	-735.40	15 USC 714
72-12X4336	63,988,610.09	12X4336	63,988,610.09	7 USC 1721-1725
1264336(41)	1,276,000.00	12X4336	1,276,000.00	15 USC 714
1254336(41)	-27,804.22	12X4336	-27,804.22	15 USC 714
12X4141	-14,454,800.91	86X4206	-14,454,800.91	12 USC 1717
12X4140	-20,267,225.44	86X4206	-20,267,225.44	12 USC 1717
12X5209	-144,000,000.00	12X3510	-144,000,000.00	42 USC 1752
12X3539	737,111,000.00	12X5539	737,111,000.00	89 STAT. 663
12X3510	144,000,000.00	12X5209	144,000,000.00	42 USC 1752
12X5539	-737,111,000.00	12X3539	-737,111,000.00	89 STAT. 663
12X1100	-760,339.83	14-12X1100	-760,339.83	16 USC 594-1, 594-5, 89 STAT 990-991
1261100	-510,700.00	14-1261100	-510,700.00	89 STAT. 990-991
14-12X1100	760,339.83	12X1100	760,339.83	16 USC 594-1, 594-5, 89 STAT 990-991
14-1261100	510,700.00	1261100	510,700.00	89 STAT. 990-991
12X1103	9,540.28	47-12X1103	9,540.28	40 USC 490c
47-12X1103	-9,540.28	12X1103	-9,540.28	40 USC 490c
126/71125	-22,319,000.00	14-126/71125	-22,319,000.00	89 STAT. 991
14-126/71125	22,319,000.00	126/71125	22,319,000.00	89 STAT. 991
14-126/71125(06)	22,319,000.00	14-126/71125(06)	-22,319,000.00	89 STAT. 991
12X2262	-113,520.00	14-126/71125	22,319,000.00	89 STAT. 991
69-12X2262(05)	113,520.00	69-12X2262(05)	-113,520.00	23 USC 308
		12X2262	113,520.00	23 USC 308
TOTAL (FY)	-\$34,722,026.35		-\$34,722,026.35	

Account Symbol	Net Transfers	Details of Transfers		
		Accounts Involved	Amount From Or To (-)	Citation of Law
12X1404	-\$150,000.00	49-12X1404	-\$150,000.00	31 USC 686,686-1
49-12X1404	150,000.00	12X1404	150,000.00	31 USC 686,686-1
1261600	-2,726,000.00	12X4336	-2,726,000.00	21 USC 129
1263300	-27,000,000.00	1263300(36)	-27,000,000.00	16 USC 590(k)
1253300	100,000.00	1253300(36)	100,000.00	16 USC 590(k)
1243300	2,500.00	1243300(36)	2,500.00	16 USC 590(k)
1263300(36)	27,000,000.00	1263300	27,000,000.00	16 USC 590(k)
1253300(36)	-100,000.00	1253300	-100,000.00	16 USC 590(k)
1243300(36)	-2,500.00	1243300	-2,500.00	16 USC 590(k)
125/63305	6,701,924.61	125/63305(36)	6,701,924.61	7 USC 1152(b)
125/63305(36)	-6,701,924.61	125/63305	-6,701,924.61	7 USC 1152(b)
12X3315	-85,000,000.00	12X3315(36)	-85,000,000.00	16 USC 590
124/63315	34,070,437.29	124/63315(36)	34,070,437.29	16 USC 590
123/53315	14,634,377.65	123/53315(36)	14,634,377.65	16 USC 590
122/43315	81,885.64	122/43315(36)	81,885.64	16 USC 590
12M3315	38,857.43	12M3315(36)	38,857.43	16 USC 590
12X3315(36)	85,000,000.00	12X3315	85,000,000.00	16 USC 590
124/63315(36)	-34,070,437.29	124/63315	-34,070,437.29	16 USC 590
123/53315(36)	-14,634,377.65	123/53315	-14,634,377.65	16 USC 590
122/43315(36)	-81,885.64	122/43315	-81,885.64	16 USC 590
12M3315(36)	-38,857.43	12M3315	-38,857.43	16 USC 590
12X3320	-2,250,000.00	12X3320(36)	-2,250,000.00	16 USC 1301
12X3320(36)	2,250,000.00	12X3320	2,250,000.00	16 USC 1301 note, 1307
1263335	-16,218,246.98	1263335(36)	-16,218,246.98	7 USC 1838
1263335(36)	16,218,246.98	1263335	16,218,246.98	7 USC 1838
12X3369	1,233.89	12X3369(36)	1,233.89	7 USC 1838
12X3369(36)	-1,233.89	12X3369	-1,233.89	7 USC 1838
12X3316	-2,500,000.00	12X3316(36)	-2,500,000.00	16 USC 590p(f)
12X3316(36)	2,500,000.00	12X3316	2,500,000.00	16 USC 590p(f)
12X3333	285,492.67	12X3333(36)	285,492.67	76 STAT. 606-607
12X3333(36)	-285,492.67	12X3333	-285,492.67	76 STAT. 606-607
12X3336	-3,375,000.00	12X3336(36)	-3,375,000.00	16 USC 1509-1510
12X3336(36)	3,375,000.00	12X3336	3,375,000.00	16 USC 1509-1510

Account Symbol	Net Transfers	Details of Transfers		
		Accounts Involved	Amount From Or To (-)	Citation of Law
12X4336	-\$39,136,000.00	1261600	\$2,726,000.00	21 USC 129
		12X4336(25)	-60,000.00	15 USC 714
		1264336(25)	-867,000.00	15 USC 714
		1264336(29)	-279,000.00	15 USC 714
		1264336(41)	-656,000.00	15 USC 714
		72-12X4336	-40,000,000.00	7 USC 1721-1725
12X4336(25)	60,000.00	12X4336	60,000.00	15 USC 714
1264336(25)	867,000.00	12X4336	867,000.00	15 USC 714
1264336(29)	279,000.00	12X4336	279,000.00	15 USC 714
72-12X4336	40,000,000.00	12X4336	40,000,000.00	7 USC 1721-1725
1264336(41)	656,000.00	12X4336	656,000.00	15 USC 714
12X4141	-3,065,716.36	86X4206	-3,065,716.36	12 USC 1717
12X4140	-3,294,797.81	86X4206	-3,294,797.81	12 USC 1717
12X5209	-96,180,062.56	12X3510	-96,180,062.56	42 USC 1752, 1786
12X3539	18,500,000.00	1263502	-1,500,000.00	7 USC 2257
		12X5539	20,000,000.00	90 STAT. 598
1263502	1,500,000.00	12X3539	1,500,000.00	7 USC 2257
12X3510	96,180,062.56	12X5209	96,180,062.56	42 USC 1752, 1786
12X5539	-20,000,000.00	12X3539	-20,000,000.00	90 STAT. 598
1261100	-472,275.00	14-1261100	-472,275.00	89 STAT. 990-991
14-1261100	472,275.00	1261100	472,275.00	90 STAT. 647
126/71125	-110,500.00	14-126/71125	-110,500.00	89 STAT. 991
14-126/71125	110,500.00	126/71125	110,500.00	89 STAT. 991
14-126/71125(06)	-110,500.00	14-126/71125(06)	-110,500.00	89 STAT. 991
14-126/71125(06)	110,500.00	14-126/71125	110,500.00	90 STAT. 647
12X2262	-391,288.71	69-12X2262(05)	-391,288.71	89 STAT. 991
69-12X2262(05)	391,288.71	12X2262	391,288.71	90 STAT. 647
12X2262	391,288.71			23 USC 308
TOTAL(TQ)	-\$6,360,514.17		-\$6,360,514.17	23 USC 308

Appropriations, Outlays, and Balances - Continued

Appropriation or Fund Account		Account symbol			Balances beginning of fiscal year 1/	Appropriations and other obligatory authority 2/	Transfers, borrowings, and investments (net) 3/	Outlays (net)	Balances withdrawn and other transactions 4/	Balances end of fiscal year 5/
Title	Period of availability	Dept. Reg	Account No.	Sub. No.						
DEPARTMENT OF COMMERCE										
GENERAL ADMINISTRATION										
GENERAL FUND ACCOUNTS										
SALARIES AND EXPENSES, GENERAL ADMINISTRATION, COMMERCE										
FUND RESOURCES:										
UNDISBURSED FUNDS	1976	13	0120		- - - - -	\$13,283,000.00	- - - - -	\$11,794,149.84	- - - - -	( \$1,488,850.16)
	1975				\$1,367,809.39	- - - - -	- - - - -	1,235,564.29	- - - - -	(132,245.10)
	1974				29,988.69	- - - - -	- - - - -	12,791.40	- - - - -	(17,197.29)
	PRIOR YEARS				1,769.77	- - - - -	- - - - -	957.51	- - - - -	(812.26)
	SUBTOTAL FY 1976				1,399,567.85	13,283,000.00	- - - - -	13,043,463.04	- - - - -	(1,639,104.81)
TRANSITION QUARTER										
UNDISBURSED FUNDS	1976	13	0120		(1,488,850.16)	3,324,000.00	- - - - -	3,169,924.36	\$34,665.92	1,608,259.88
	1975				(132,245.10)	- - - - -	- - - - -	65,503.73	7,036.94	59,704.43
	1974				(17,197.29)	- - - - -	- - - - -	-31.50	3,423.07	- - - - -
	PRIOR YEARS				(812.26)	- - - - -	- - - - -	13,805.72	5,522.26	9,095.72
	SUBTOTAL TRANSITION QUARTER				(1,639,104.81)	3,324,000.00	- - - - -	3,235,396.59	50,648.19	1,677,060.03
					29,824.78	- - - - -	- - - - -	- - - - -	10,122.98	19,701.80
ACCOUNTS RECEIVABLE										
FUND EQUITIES:										
ACCOUNTS PAYABLE					-1,113,403.16	- - - - -	- - - - -	- - - - -	83,172.38	-1,196,575.54
UNDELIVERED ORDERS					-315,989.47	- - - - -	- - - - -	- - - - -	184,196.82	-500,186.29
					-0-	- - - - -	- - - - -	- - - - -	- - - - -	-0-
	SUBTOTAL 13	0120				16,607,000.00	- - - - -	16,278,859.63	328,140.37	-0-
SPECIAL FOREIGN CURRENCY PROGRAM, COMMERCE										
FUND RESOURCES:										
UNDISBURSED FUNDS	NO YEAR	13	0160		2,334,571.76	- - - - -	-135,000.00	255,292.75	- - - - -	(1,944,279.01)
TRANSFER TO:						- - - - -	- - - - -	- - - - -	- - - - -	(502,275.68)
NATIONAL SCIENCE FOUNDATION	NO YEAR	49	13	0160	367,275.68	- - - - -	135,000.00	- - - - -	- - - - -	(2,446,554.69)
	SUBTOTAL FY 1976				2,701,847.44	- - - - -	- - - - -	255,292.75	- - - - -	- - - - -
TRANSITION QUARTER										
UNDISBURSED FUNDS	NO YEAR	13	0160		(1,944,279.01)	- - - - -	- - - - -	45,216.87	- - - - -	1,899,062.14
TRANSFER TO:						- - - - -	- - - - -	- - - - -	- - - - -	502,275.68
NATIONAL SCIENCE FOUNDATION	NO YEAR	49	13	0160	(502,275.68)	- - - - -	- - - - -	- - - - -	- - - - -	2,401,337.82
	SUBTOTAL TRANSITION QUARTER				(2,446,554.69)	- - - - -	- - - - -	45,216.87	- - - - -	- - - - -
					783.13	- - - - -	- - - - -	- - - - -	783.13	- - - - -
ACCOUNTS RECEIVABLE										
FUND EQUITIES:										
UNOBLIGATED BALANCE					-2,475,383.39	- - - - -	- - - - -	- - - - -	-1,028,488.26	-1,446,895.13
ACCOUNTS PAYABLE					-4,409.80	- - - - -	- - - - -	- - - - -	55,416.06	-59,825.86
UNDELIVERED ORDERS					-222,837.38	- - - - -	- - - - -	- - - - -	671,779.45	-894,616.83
					-0-	- - - - -	- - - - -	- - - - -	-300,509.62	-0-
	SUBTOTAL 13	0160						300,509.62	-300,509.62	-0-
RESEARCH AND TECHNICAL SERVICES,										
SPECIAL FOREIGN CURRENCY PROGRAM, NATIONAL BUREAU OF STANDARDS										
FUND RESOURCES:										
UNDISBURSED FUNDS	NO YEAR	13	0654		335,907.53	- - - - -	- - - - -	87,876.05	- - - - -	(248,031.48)
TRANSFER TO:						- - - - -	- - - - -	- - - - -	- - - - -	(356,985.15)
NATIONAL SCIENCE FOUNDATION	NO YEAR	49	13	0654	388,941.01	- - - - -	- - - - -	31,955.86	- - - - -	(605,016.63)
	SUBTOTAL FY 1976				724,848.54	- - - - -	- - - - -	119,831.91	- - - - -	- - - - -
TRANSITION QUARTER										
UNDISBURSED FUNDS	NO YEAR	13	0654		(248,031.48)	- - - - -	- - - - -	7,333.42	- - - - -	240,698.06
TRANSFER TO:						- - - - -	- - - - -	- - - - -	- - - - -	355,044.71
NATIONAL SCIENCE FOUNDATION	NO YEAR	49	13	0654	(356,985.15)	- - - - -	- - - - -	1,940.44	- - - - -	595,742.77
	SUBTOTAL TRANSITION QUARTER				(605,016.63)	- - - - -	- - - - -	9,273.86	- - - - -	- - - - -
FUND EQUITIES:										
UNOBLIGATED BALANCE					-198,485.20	- - - - -	- - - - -	- - - - -	-156,570.97	-41,914.23
ACCOUNTS PAYABLE					- - - - -	- - - - -	- - - - -	- - - - -	49,054.21	-49,054.21
UNDELIVERED ORDERS					-526,363.34	- - - - -	- - - - -	- - - - -	-21,589.01	-504,774.33
					-0-	- - - - -	- - - - -	- - - - -	- - - - -	-0-
	SUBTOTAL 13	0654						129,105.77	-129,105.77	-0-
RESEARCH AND DEVELOPMENT, SPECIAL FOREIGN CURRENCY PROGRAM, NATIONAL OCEANIC AND ATMOSPHERIC ADMINISTRATION										
FUND RESOURCES:										
UNDISBURSED FUNDS	NO YEAR	13	1423		281,478.30	- - - - -	-20,000.00	42,672.67	- - - - -	(218,805.63)
TRANSFER TO:						- - - - -	- - - - -	- - - - -	- - - - -	(176,617.46)
NATIONAL SCIENCE FOUNDATION	NO YEAR	49	13	1423	191,259.97	- - - - -	20,000.00	34,642.51	- - - - -	(395,423.09)
	SUBTOTAL FY 1976				472,738.27	- - - - -	- - - - -	77,315.18	- - - - -	- - - - -
TRANSITION QUARTER										
UNDISBURSED FUNDS	NO YEAR	13	1423		(218,805.63)	- - - - -	- - - - -	4,364.42	- - - - -	214,441.21
TRANSFER TO:						- - - - -	- - - - -	- - - - -	- - - - -	176,617.46
NATIONAL SCIENCE FOUNDATION	NO YEAR	49	13	1423	(176,617.46)	- - - - -	- - - - -	- - - - -	- - - - -	391,058.67
	SUBTOTAL TRANSITION QUARTER				(395,423.09)	- - - - -	- - - - -	4,364.42	- - - - -	521.50
					202,709.24	- - - - -	- - - - -	- - - - -	202,187.74	- - - - -
ACCOUNTS RECEIVABLE										

ACCOUNTS PAYABLE			-344,293.62						-184,940.38		-159,353.24
UNDELIVERED ORDERS			-299,262.22						-100,346.01		-198,916.21
			-0-						-81,679.60		-0-
SALARIES AND EXPENSES, SPECIAL FOREIGN CURRENCY PROGRAM, DOMESTIC AND INTERNATIONAL BUSINESS											
FUND RESOURCES:											
UNDISBURSED FUNDS		NO YEAR 13	31,951.28						10,049.56		(21,901.72)
		FY 1976	31,951.28						10,049.56		(21,901.72)
TRANSITION QUARTER UNDISBURSED FUNDS		NO YEAR 13	(21,901.72)						915.15		20,986.57
		TRANSITION QUARTER	(21,901.72)						915.15		20,986.57
ACCOUNTS RECEIVABLE			815.80							815.80	
FUND EQUITIES:											
UNOBLIGATED BALANCE			-14,510.79						3,433.14		-17,943.93
ACCOUNTS PAYABLE									1,337.57		-1,337.57
UNDELIVERED ORDERS			-18,256.29						-16,551.22		-1,705.07
			-0-						10,964.71		-0-
HEMISFAIR 1968 EXPOSITION, INTERNATIONAL ACTIVITIES											
FUND RESOURCES:											
UNDISBURSED FUNDS		NO YEAR 13	15,584.87								(15,584.87)
		FY 1976	15,584.87								(15,584.87)
TRANSITION QUARTER UNDISBURSED FUNDS		NO YEAR 13	(15,584.87)							15,584.87	
		TRANSITION QUARTER	(15,584.87)						15,584.87		
FUND EQUITIES:											
UNOBLIGATED BALANCE			-1,299.94							-1,299.94	
UNDELIVERED ORDERS			-14,284.93							-14,284.93	
			-0-								-0-
INTER-AMERICAN CULTURAL AND TRADE CENTER											
FUND RESOURCES:											
UNDISBURSED FUNDS		NO YEAR 13	114,896.99						-27,281.35		(142,178.34)
		FY 1976	114,896.99						-27,281.35		(142,178.34)
TRANSITION QUARTER UNDISBURSED FUNDS		NO YEAR 13	(142,178.34)							134,063.08	8,115.26
		TRANSITION QUARTER	(142,178.34)							134,063.08	8,115.26
ACCOUNTS RECEIVABLE			30,000.00							30,000.00	
FUND EQUITIES:											
UNOBLIGATED BALANCE			-30,565.93							-30,565.93	
ACCOUNTS PAYABLE			-114.00							-114.00	
UNDELIVERED ORDERS			-114,217.06							-106,101.80	-8,115.26
			-0-						-27,281.35	27,281.35	-0-
PARTICIPATION IN UNITED STATES EXPOSITIONS, COMMERCE											
FUND RESOURCES:											
UNDISBURSED FUNDS		NO YEAR 13	373,647.16	530,000.00		-645,226.39			95,309.61		(163,111.16)
TRANSFER TO:											
GENERAL SERVICES ADMINISTRATION		NO YEAR 47 13	34,357.23			645,226.39			186,977.80		(492,605.82)
		FY 1976	408,004.39	530,000.00					282,287.41		(655,716.98)
TRANSITION QUARTER UNDISBURSED FUNDS		NO YEAR 13	(163,111.16)							-484.43	163,595.59
TRANSFER TO:											
GENERAL SERVICES ADMINISTRATION		NO YEAR 47 13	(492,605.82)						4,603.73		488,002.09
		TRANSITION QUARTER	(655,716.98)						4,119.30		651,597.68
ACCOUNTS RECEIVABLE			1,150.00							1,150.00	
FUND EQUITIES:											
UNOBLIGATED BALANCE			-238,385.99							412,761.69	-651,147.68
ACCOUNTS PAYABLE			-105,889.26							-105,889.26	
UNDELIVERED ORDERS			-64,879.14							-64,429.14	-450.00
			-0-	530,000.00					286,406.71	243,593.29	-0-
SALARIES AND EXPENSES, FOREIGN DIRECT INVESTMENT REGULATION											
FUND RESOURCES:											
UNDISBURSED FUNDS		1974 13							1,286.87		(-1,286.87)
		PRIOR YEARS							-18.24		(18.24)
		FY 1976							1,268.63		(-1,268.63)
TRANSITION QUARTER UNDISBURSED FUNDS		1974 13	(-1,286.87)							-1,286.87	
		PRIOR YEARS	(18.24)							18.24	
		TRANSITION QUARTER	(-1,268.63)							-1,268.63	
		FY 1976	-0-						1,268.63		-0-

FOOTNOTES AT END OF CHAPTER



Appropriations, Outlays, and Balances - Continued

Appropriation or Fund Account		Account symbol			Balances beginning of fiscal year 1/	Appropriations and other obligational authority 2/	Transfers, borrowings, and investments (net) 3/	Outlays (net)	Balances withdrawn and other transactions 4/	Balances end of fiscal year 2/
Title	Period of availability	Dept. Reg.	Account No.	Sub. No.						
GENERAL ADMINISTRATION-CONTINUED										
INTRAGOVERNMENTAL FUNDS										
WORKING CAPITAL FUND, DEPARTMENT OF COMMERCE										
FUND RESOURCES:										
UNDISBURSED FUNDS	NO YEAR 13		4511		\$1,062,445.62			\$68,671.12		(\$993,774.50)
	SUBTOTAL FY 1976				1,062,445.62			68,671.12		(993,774.50)
TRANSITION QUARTER										
UNDISBURSED FUNDS										
	NO YEAR 13		4511		(993,774.50)			279,553.66		714,220.84
	SUBTOTAL TRANSITION QUARTER				(993,774.50)			279,553.66		714,220.84
ACCOUNTS RECEIVABLE UNFILLED CUSTOMER ORDERS										
					2,206,992.22				-\$523,624.45	2,730,616.67
					1,430,536.96				-601,096.16	2,031,633.12
FUND EQUITIES:										
UNOBLIGATED BALANCE										
					-1,305,690.73				1,165,148.02	-1,470,838.75
ACCOUNTS PAYABLE										
					-2,973,854.32				-161,670.90	-2,812,183.42
UNDELIVERED ORDERS										
					-420,429.75				-226,981.29	-193,448.46
	SUBTOTAL 13		4511		-0-			348,224.78	-348,224.78	-0-
CONSOLIDATED WORKING FUND, COMMERCE, OFFICE OF SECRETARY										
FUND RESOURCES:										
UNDISBURSED FUNDS	NO YEAR 13		3901		166,375.28			120,152.57		(46,222.71)
	1976							326,464.48		(-326,464.48)
	1975				-125,501.88			-189,239.00		(63,737.12)
	1974				162,035.85			16,864.27		(145,171.58)
	1973-74				2,800.22			1,055.20		(1,745.02)
	PRIOR YEARS				15,073.33			37.16		(15,036.17)
	SUBTOTAL FY 1976				220,782.80			275,334.68		(-54,551.88)
TRANSITION QUARTER										
UNDISBURSED FUNDS										
	NO YEAR 13		3901		(46,222.71)			-10,782.98		57,005.69
	1976				(-326,464.48)			1,283,903.20		6-1,610,367.68
	1975				(63,737.12)			20,033.85	38,733.57	4,969.70
	1974				(145,171.58)			-368.89	861.21	
	1973-74				(1,745.02)			-10,651.83	12,396.85	
	PRIOR YEARS				(15,036.17)			-2,982.30	21,777.47	140,920.26
	SUBTOTAL TRANSITION QUARTER				(-54,551.88)			1,279,151.05	73,769.10	-1,407,472.03
ACCOUNTS RECEIVABLE UNFILLED CUSTOMER ORDERS										
					1,327,542.00				-2,072,562.95	3,400,104.95
					717,524.96				98,832.73	618,692.23
FUND EQUITIES:										
UNOBLIGATED BALANCE										
					-274,821.96				-3,716.93	7-271,105.03
ACCOUNTS PAYABLE										
					-1,530,650.97				460,729.72	-1,991,380.69
UNDELIVERED ORDERS										
					-460,376.83				-111,537.40	-348,839.43
	SUBTOTAL 13		3901		-0-			1,554,485.73	-1,554,485.73	-0-
TRUST FUND ACCOUNTS										
GIFTS AND BEQUESTS, COMMERCE										
FUND RESOURCES:										
UNDISBURSED FUNDS	NO YEAR 13		8501		316,073.81	\$116,295.27	76,000.00	343,791.62		(164,577.46)
INVESTMENTS IN PUBLIC DEBT SECURITIES					111,000.00		-76,000.00			(35,000.00)
	SUBTOTAL FY 1976				427,073.81	116,295.27		343,791.62		(199,577.46)
TRANSITION QUARTER										
UNDISBURSED FUNDS										
	NO YEAR 13		8501		(164,577.46)	35,670.52		50,356.03		149,891.95
INVESTMENTS IN PUBLIC DEBT SECURITIES					(35,000.00)					35,000.00
	SUBTOTAL TRANSITION QUARTER				(199,577.46)	35,670.52		50,356.03		184,891.95
ACCOUNTS RECEIVABLE										
					75.00				-20,190.10	20,265.10
FUND EQUITIES:										
UNOBLIGATED BALANCE										
					-190,282.69				3,043.46	-193,326.15
ACCOUNTS PAYABLE										
					-81,228.11				-71,009.64	-10,218.47
UNDELIVERED ORDERS										
					-155,638.01				-154,025.58	-1,612.43
	SUBTOTAL 13		8501		-0-	151,965.79		394,147.65	-242,181.86	-0-
SPECIAL STUDIES, SERVICES AND PROJECTS, OFFICE OF THE SECRETARY										
FUND RESOURCES:										
UNDISBURSED FUNDS	NO YEAR 13		8542		24,525.00	53,790.60	58,236.00	7,191.32		(129,360.28)
	SUBTOTAL FY 1976				24,525.00	53,790.60	58,236.00	7,191.32		(129,360.28)
TRANSITION QUARTER										
UNDISBURSED FUNDS										
	NO YEAR 13		8542		(129,360.28)	601.63	-32,587.98	52,160.20		45,213.73
	SUBTOTAL TRANSITION QUARTER				(129,360.28)	601.63	-32,587.98	52,160.20		45,213.73

UNDELIVERED ORDERS									
	SUBTOTAL 13	8542	-1,748.11 -0-	54,392.23	25,648.02	59,351.52	8,744.12 20,688.73	-10,462.23 -0-	
TOTAL, GENERAL ADMINISTRATION FY 1976 . . . . .				13,983,085.87	58,236.00	14,457,215.87			
TOTAL, GENERAL ADMINISTRATION T.O.. . . . .				3,360,272.15	-32,587.98	4,960,507.13	-2,048,716.96		
OFFICE OF ENERGY PROGRAMS									
GENERAL FUND ACCOUNTS									
SALARIES AND EXPENSES, OFFICE OF ENERGY PROGRAMS, COMMERCE									
FUND RESOURCES:									
UNDISBURSED FUNDS	1976 13	1900		2,090,000.00		1,622,783.49			(467,216.51)
	SUBTOTAL FY 1976			2,090,000.00		1,622,783.49			(467,216.51)
TRANSITION QUARTER UNDISBURSED FUNDS	1976 13	1900	(467,216.51)	527,000.00		454,698.78	87,444.50		452,073.23
	SUBTOTAL TRANSITION QUARTER		(467,216.51)	527,000.00		454,698.78	87,444.50		452,073.23
ACCOUNTS RECEIVABLE							-140,777.22		140,777.22
FUND EQUITIES:									
ACCOUNTS PAYABLE							223,278.68		-223,278.68
UNDELIVERED ORDERS							369,571.77		-369,571.77
	SUBTOTAL 13	1900	-0-	2,617,000.00		2,077,482.27	539,517.73		-0-
TOTAL, OFFICE OF ENERGY PROGRAMS FY 1976 . . . . .				2,090,000.00		1,622,783.49			
TOTAL, OFFICE OF ENERGY PROGRAMS T.O.. . . . .				527,000.00		454,698.78	539,517.73		
SOCIAL AND ECONOMIC STATISTICS ADMINISTRATION <sup>8</sup>									
BUREAU OF THE CENSUS <sup>9</sup>									
GENERAL FUND ACCOUNTS									
SALARIES AND EXPENSES, BUREAU OF THE CENSUS									
FUND RESOURCES:									
UNDISBURSED FUNDS	1976 13	0401		44,060,737.99		38,634,147.84			(5,426,590.15)
	1975		2,539,799.16			2,150,298.04			(389,501.12)
	1974		16,858.05			-16,769.47			(33,627.52)
	PRIOR YEARS		10,121,060.11			-39.87			(121,099.98)
	SUBTOTAL FY 1976		2,677,717.32	44,060,737.99		40,767,636.54			(5,970,818.77)
TRANSITION QUARTER UNDISBURSED FUNDS	1976 13	0401	(5,426,590.15)	10,921,000.00		10,248,118.33	90,760.83		6,008,710.99
	1975		(389,501.12)			3,571.91	59,152.48		326,776.73
	1974		(33,627.52)			-56.98	5,085.58		
	PRIOR YEARS		(121,099.98)		-28,598.92		-29,839.83		179,538.73
	SUBTOTAL TRANSITION QUARTER		(5,970,818.77)	10,921,000.00	28,598.92	10,251,633.26	125,159.06		6,515,026.45
ACCOUNTS RECEIVABLE			11,792,843.88				3,403,935.90		388,907.98
FUND EQUITIES:									
ACCOUNTS PAYABLE			10,3,029,208.54				1,126,917.09		-4,156,125.63
UNDELIVERED ORDERS			11,3,441,352.66				-693,543.86		-2,747,008.80
	SUBTOTAL 13	0401	-0-	54,981,737.99		51,019,269.80	3,962,468.19		-0-
NINETEENTH DECENNIAL CENSUS, BUREAU OF THE CENSUS									
FUND RESOURCES:									
UNDISBURSED FUNDS	PRIOR YEARS 13	0426	403,479.77			27,180.54			(376,299.23)
	SUBTOTAL FY 1976		403,479.77			27,180.54			(376,299.23)
TRANSITION QUARTER UNDISBURSED FUNDS	PRIOR YEARS 13	0426	(376,299.23)			2,623.53	-20,815.17		394,490.87
	SUBTOTAL TRANSITION QUARTER		(376,299.23)			2,623.53	-20,815.17		394,490.87
ACCOUNTS RECEIVABLE			126,050.00				126,050.00		
FUND EQUITIES:									
ACCOUNTS PAYABLE			-394,990.87				-500.00		-394,490.87
UNDELIVERED ORDERS			-134,538.90				-134,538.90		
	SUBTOTAL 13	0426	-0-			29,804.07	-29,804.07		-0-
1967 ECONOMIC CENSUSES, BUREAU OF THE CENSUS									
FUND RESOURCES:									
UNDISBURSED FUNDS	PRIOR YEARS 13	0427	19,113.00						(19,113.00)
	SUBTOTAL FY 1976		19,113.00						(19,113.00)

FOOTNOTES AT END OF CHAPTER

Appropriations, Outlays, and Balances - Continued

Appropriation or Fund Account		Account symbol			Balances beginning of fiscal year 1/	Appropriations and other obligational authority 2/	Transfers borrowings, and investments (net) 3/	Outlays (net)	Balances withdrawn and other transactions 4/	Balances end of fiscal year 5/
Title	Period of availability	Dept. Reg.	Account No.	Sub. No.						
BUREAU OF THE CENSUS-CONTINUED										
GENERAL FUND ACCOUNTS-CONTINUED										
1967 ECONOMIC CENSUSES, BUREAU OF THE CENSUS-CONTINUED										
FUND RESOURCES - CONTINUED										
TRANSITION QUARTER UNDISBURSED FUNDS	PRIOR YEARS	13	0427		(\$19,113.00)	-	-	-	-	\$19,113.00
SUBTOTAL TRANSITION QUARTER					(19,113.00)	-	-	-	-	19,113.00
FUND EQUITIES:										
ACCOUNTS PAYABLE					-19,113.00	-	-	-	-	-19,113.00
SUBTOTAL 13					-0-	-	-	-	-	-0-
PERIODIC CENSUSES AND PROGRAMS, BUREAU OF THE CENSUS										
FUND RESOURCES:										
UNDISBURSED FUNDS	NO YEAR	13	0450		4,500,939.74	\$33,853,000.00	-	\$26,192,386.12	-	(12,161,553.62)
SUBTOTAL FY 1976					4,500,939.74	33,853,000.00	-	26,192,386.12	-	(12,161,553.62)
TRANSITION QUARTER UNDISBURSED FUNDS	NO YEAR	13	0450		(12,161,553.62)	9,942,000.00	-	4,352,393.78	-	17,751,159.84
SUBTOTAL TRANSITION QUARTER					(12,161,553.62)	9,942,000.00	-	4,352,393.78	-	17,751,159.84
ACCOUNTS RECEIVABLE					3,057,896.74	-	-	-4,371,702.37	-	7,429,559.11
FUND EQUITIES:										
UNOBLIGATED BALANCE					-4,208,693.98	-	-	-	4,539,784.41	-8,748,478.39
ACCOUNTS PAYABLE					-1,067,158.77	-	-	-	10,910,136.74	-11,977,295.51
UNDELIVERED ORDERS					-2,282,983.73	-	-	-	2,172,001.32	-4,454,985.05
SUBTOTAL 13					-0-	43,795,000.00	-	30,544,779.90	13,250,220.10	-0-
INTRAGOVERNMENTAL FUNDS										
CONSOLIDATED WORKING FUND, COMMERCE, BUREAU OF THE CENSUS										
FUND RESOURCES:										
UNDISBURSED FUNDS	1976	13	3904		-	-	-	-11,659,949.59	-	(11,659,949.59)
	1975				12,431,128.25	-	-	12,527,845.64	-	(-96,717.39)
	1974				2,481,208.11	-	-	2,431,591.71	-	(49,616.40)
	PRIOR YEARS				2,162,518.30	-	-	2,113,436.01	-	(49,082.29)
SUBTOTAL FY 1976					17,074,854.66	-	-	5,412,923.77	-	(11,661,930.89)
TRANSITION QUARTER UNDISBURSED FUNDS	1976	13	3904		(11,659,949.59)	-	-	1,769,006.39	426,763.90	9,464,179.30
	1975				(-96,717.39)	-	-	8,513.41	-107,375.30	2,144.50
	1974				(49,616.40)	-	-12,364.75	53,959.83	-	-
	PRIOR YEARS				(49,082.29)	-	-	12.45	1,825.36	59,609.23
SUBTOTAL TRANSITION QUARTER					(11,661,930.89)	-	-	1,760,824.07	375,173.79	9,525,933.03
ACCOUNTS RECEIVABLE					6,205,953.71	-	-	-167,796.09	-	6,373,749.80
FUND EQUITIES:										
ACCOUNTS PAYABLE					-23,088,627.51	-	-	-	-7,447,858.85	-15,640,768.66
UNDELIVERED ORDERS					-192,180.86	-	-	-	66,733.31	-258,914.17
SUBTOTAL 13					-0-	-	-	7,173,747.84	-7,173,747.84	-0-
TRUST FUND ACCOUNTS										
SPECIAL STUDIES, SERVICES AND PROJECTS, BUREAU OF THE CENSUS										
FUND RESOURCES:										
UNDISBURSED FUNDS	NO YEAR	13	8544		2,143,817.58	5,588,787.32	-16,054.44	5,587,496.75	-	(2,129,053.71)
SUBTOTAL FY 1976					2,143,817.58	5,588,787.32	-16,054.44	5,587,496.75	-	(2,129,053.71)
TRANSITION QUARTER UNDISBURSED FUNDS	NO YEAR	13	8544		(2,129,053.71)	1,519,985.40	-	1,805,857.96	-	1,843,181.15
SUBTOTAL TRANSITION QUARTER					(2,129,053.71)	1,519,985.40	-	1,805,857.96	-	1,843,181.15
ACCOUNTS RECEIVABLE					215,000.00	-	-	-	215,000.00	-
FUND EQUITIES:										
UNOBLIGATED BALANCE					-1,965,451.93	-	-	-	-534,087.54	-1,431,364.39
ACCOUNTS PAYABLE					-387,479.01	-	-	-	17,430.80	-404,909.81
UNDELIVERED ORDERS					-5,886.64	-	-	-	1,020.31	-6,906.95
SUBTOTAL 13					-0-	7,108,772.72	-16,054.44	7,393,354.71	-300,636.43	-0-
TOTAL, BUREAU OF THE CENSUS FY 1976					-	83,502,525.31	-16,054.44	77,987,623.72	-	-
TOTAL, BUREAU OF THE CENSUS T.O.					-	22,382,985.40	-	18,173,332.60	9,708,499.95	-



Appropriations, Outlays, and Balances - Continued

Appropriation or Fund Account		Account symbol			Balances beginning of fiscal year 1/	Appropriations and other obligational authority 2/	Transfers, borrowings, and investments (net) 3/	Outlays (net)	Balances withdrawn and other transactions 4/	Balances end of fiscal year 5/
Title	Period of availability	Dept. Reg.	Account No.	Sub. No.						
ECONOMIC DEVELOPMENT ASSISTANCE-CONTINUED										
ECONOMIC DEVELOPMENT ADMINISTRATION-CONTINUED										
GENERAL FUND ACCOUNTS-CONTINUED										
TECHNICAL AND COMMUNITY ASSISTANCE, ECONOMIC DEVELOPMENT ADMINISTRATION-CONTINUED										
FUND EQUITIES:										
ACCOUNTS PAYABLE					-202,000.00				-202,000.00	-207,580.31
UNDELIVERED ORDERS					-5,580.31				202,000.00	-0-
					-0-			-5444.00	444.00	
	SUBTOTAL 13		2011							
DEVELOPMENT FACILITIES GRANTS, ECONOMIC DEVELOPMENT ADMINISTRATION										
FUND RESOURCES:										
UNDISBURSED FUNDS	PRIOR YEARS 13		2012		7,391,322.42			3,032,374.71		(4,358,947.71)
TRANSFER TO:										
ENVIRONMENTAL PROTECTION AGENCY	PRIOR YEARS 68	13	2012		46,217.00			46,217.00		
	SUBTOTAL FY 1976				7,437,539.42			3,078,591.71		(4,358,947.71)
TRANSITION QUARTER UNDISBURSED FUNDS										
	PRIOR YEARS 13		2012		(4,358,947.71)			14,085.32	240,762.39	4,104,100.00
	SUBTOTAL TRANSITION QUARTER				(4,358,947.71)			14,085.32	240,762.39	4,104,100.00
FUND EQUITIES:										
ACCOUNTS PAYABLE					-2,529,870.36				-2,364,010.36	-165,860.00
UNDELIVERED ORDERS					-4,907,669.06				-969,429.06	-3,938,240.00
	SUBTOTAL 13		2012		-0-			3,092,677.03	-3,092,677.03	-0-
ECONOMIC DEVELOPMENT, ECONOMIC DEVELOPMENT ADMINISTRATION										
FUND RESOURCES:										
UNDISBURSED FUNDS	PRIOR YEARS 13		2013		233,933.27			220,008.89		(13,924.38)
	SUBTOTAL FY 1976				233,933.27			220,008.89		(13,924.38)
TRANSITION QUARTER UNDISBURSED FUNDS										
	PRIOR YEARS 13		2013		(13,924.38)					13,924.38
	SUBTOTAL TRANSITION QUARTER				(13,924.38)					13,924.38
FUND EQUITIES:										
UNDELIVERED ORDERS					-233,933.27				-220,008.89	-13,924.38
	SUBTOTAL 13		2013		-0-			220,008.89	-220,008.89	-0-
ECONOMIC DEVELOPMENT CENTER ASSISTANCE, ECONOMIC DEVELOPMENT ADMINISTRATION										
FUND RESOURCES:										
UNDISBURSED FUNDS	PRIOR YEARS 13		2014		176,642.92			176,642.92		
	SUBTOTAL FY 1976				176,642.92			176,642.92		
FUND EQUITIES:										
ACCOUNTS PAYABLE					-172,197.92				-172,197.92	
UNDELIVERED ORDERS					-4,445.00				-4,445.00	
	SUBTOTAL 13		2014		-0-			176,642.92	-176,642.92	-0-
DEVELOPMENT FACILITIES, ECONOMIC DEVELOPMENT ADMINISTRATION										
FUND RESOURCES:										
UNDISBURSED FUNDS	1974 13		2030		120,015,161.52			56,996,521.95		(63,018,639.57)
	PRIOR YEARS				157,915,979.99			68,608,466.32		(88,945,013.67)
TRANSFER TO:										
AGRICULTURE, SOIL CONSERVATION SERVICE	PRIOR YEARS 12	13	2030	10	11,698.20			11,698.20		
INTERIOR, OUTDOOR RECREATION	PRIOR YEARS 14	13	2030	7	367,196.60		362,500.00			(729,696.60)
INTERIOR, UNITED STATES FISH AND WILDLIFE SERVICE	PRIOR YEARS 14	13	2030	16	5,156.83					(5,156.83)
ENVIRONMENTAL PROTECTION AGENCY	1974 68	13	2030		406,154.00			281,325.00		(124,829.00)
	PRIOR YEARS				5,882,007.00			2,245,001.00		(3,637,006.00)
TRANSPORTATION, FEDERAL AVIATION ADMINISTRATION										
	1974 69	13	2030	13	12,786.47			1,087.67		(11,698.80)
	PRIOR YEARS				153,944.74					(153,944.74)
HEALTH, EDUCATION, AND WELFARE, OFFICE OF EDUCATION										
	1974 75	13	2030	2	21,525.00			21,525.00		
	PRIOR YEARS				1,352,299.43					(1,352,299.43)
HEALTH, EDUCATION, AND WELFARE, HEALTH SERVICES ADMINISTRATION										
	PRIOR YEARS 75	13	2030	3	532,767.58			287,837.58		(244,930.00)
HEALTH, EDUCATION, AND WELFARE, HEALTH RESOURCES ADMINISTRATION										
	PRIOR YEARS 75	13	2030	7	24,999.00					(24,999.00)

OFFICE OF THE SECRETARY		1974	86	13	2030	1	166,239.34			166,177.34			(62.00)
PRIOR YEARS							1,440,136.93			561,719.35			(878,417.58)
SUBTOTAL FY 1976							288,308,052.63			129,181,359.41			(159,126,693.22)
TRANSITION QUARTER UNDISBURSED FUNDS		1974	13	2030			(63,018,639.57)			10,365,785.01			1,780,146.21
PRIOR YEARS							(88,945,013.67)			12,000,257.32			11,042,397.31
TRANSFER TO:													116,903,592.85
INTERIOR, OUTDOOR RECREATION		1974	13	2030			(729,696.60)			344,992.00			384,704.60
INTERIOR, UNITED STATES FISH AND WILDLIFE SERVICE		PRIOR YEARS	14	13	2030	7	(5,156.83)						5,156.83
ENVIRONMENTAL PROTECTION AGENCY		1974	68	13	2030	16	(124,829.00)			-124,829.00			
PRIOR YEARS							(3,637,006.00)			443,123.00			123,333.00
TRANSPORTATION, FEDERAL AVIATION ADMINISTRATION		1974	69	13	2030	13	(11,698.80)			-11,698.80			
PRIOR YEARS							(153,944.74)			11,698.80			165,643.54
HEALTH, EDUCATION, AND WELFARE, OFFICE OF EDUCATION		1974	75	13	2030	2	(1,352,299.43)						263,761.00
PRIOR YEARS													1,088,538.43
HEALTH, EDUCATION, AND WELFARE, HEALTH SERVICES ADMINISTRATION		1974	75	13	2030	3	(244,930.00)			63,125.00			181,805.00
PRIOR YEARS													
HEALTH, EDUCATION, AND WELFARE, HEALTH RESOURCES ADMINISTRATION		1974	75	13	2030	7	(24,999.00)						24,999.00
PRIOR YEARS													
HOUSING AND URBAN DEVELOPMENT, OFFICE OF THE SECRETARY		1974	86	13	2030	1	(62.00)			-62.00			
PRIOR YEARS							(878,417.58)			-128,463.46			53,025.00
SUBTOTAL TRANSITION QUARTER							(159,126,693.22)			23,270,307.33			13,234,636.52
ACCOUNTS RECEIVABLE													7,264.82
FUND EQUITIES:													
ACCOUNTS PAYABLE							-62,243,155.26						-31,372,273.31
UNDELIVERED ORDERS							-226,064,897.37						-134,306,765.13
SUBTOTAL 13 2030							-0-			152,451,666.74			-152,451,666.74
INDUSTRIAL DEVELOPMENT LOANS AND GUARANTEES, ECONOMIC DEVELOPMENT ADMINISTRATION													
FUND RESOURCES:													
UNDISBURSED FUNDS		1974	13	2031			10,945,512.00			278,381.00			(10,667,131.00)
PRIOR YEARS							20,083,011.50			1,128,893.32			(18,954,118.18)
SUBTOTAL FY 1976							31,028,523.50			1,407,274.32			(29,621,249.18)
TRANSITION QUARTER UNDISBURSED FUNDS		1974	13	2031			(10,667,131.00)			-10,648,200.00			18,931.00
PRIOR YEARS							(18,954,118.18)			137,729.70			11,448,488.21
SUBTOTAL TRANSITION QUARTER							(29,621,249.18)			137,729.70			11,467,419.21
FUND EQUITIES:													
UNDELIVERED ORDERS							-31,028,523.50						-13,012,423.23
SUBTOTAL 13 2031							-0-			1,545,004.02			-1,545,004.02
PLANNING, TECHNICAL ASSISTANCE, AND RESEARCH, ECONOMIC DEVELOPMENT ADMINISTRATION													
FUND RESOURCES:													
UNDISBURSED FUNDS		1974	13	2032			5,658,040.88			3,504,771.49			(2,153,269.39)
PRIOR YEARS							2,980,110.10			740,999.02			(2,233,111.08)
SUBTOTAL FY 1976							8,638,150.98			4,251,770.51			(4,386,380.47)
TRANSITION QUARTER UNDISBURSED FUNDS		1974	13	2032			(2,153,269.39)			-1,709,314.25			333,006.40
PRIOR YEARS							(2,233,111.08)			1,709,314.25			110,948.74
SUBTOTAL TRANSITION QUARTER							(4,386,380.47)			434,473.39			664,008.00
ACCOUNTS RECEIVABLE							16,990.58						774,956.74
FUND EQUITIES:													3,176,950.34
ACCOUNTS PAYABLE							-1,782,500.41						-70,633.28
UNDELIVERED ORDERS							-6,872,641.15						-317,382.95
SUBTOTAL 13 2032							-0-			4,686,243.90			-3,925,449.90
ECONOMIC DEVELOPMENT ASSISTANCE PROGRAMS, ECONOMIC DEVELOPMENT ADMINISTRATION													
FUND RESOURCES:													
UNDISBURSED FUNDS		1976	13	2050						\$360,000,000.00			-650,000.00
PRIOR YEARS							229,203,647.02						56,688,150.27
TRANSFER TO:													62,314,343.77
AGRICULTURE, FARMERS HOME ADMINISTRATION		1975	12	13	2050	20	400,000.00						(400,000.00)
ENVIRONMENTAL PROTECTION AGENCY		1975	68	13	2050		71,660.00			16,260.00			(59,400.00)
HEALTH, EDUCATION, AND WELFARE, OFFICE OF EDUCATION		1976	75	13	2050	2				650,000.00			(650,000.00)
HOUSING AND URBAN DEVELOPMENT		1975	86	13	2050	1	196,719.70			131,439.70			(65,280.00)
SUBTOTAL FY 1976							229,872,026.72			360,000,000.00			119,150,193.74
													(470,721,832.98)

FOOTNOTES AT END OF CHAPTER

Appropriations, Outlays, and Balances - Continued

Appropriation or Fund Account		Account symbol				Balances beginning of fiscal year 1/	Appropriations and other obligational authority 2/	Transfers, borrowings, and investments (net) 3/	Outlays (net)	Balances withdrawn and other transactions 4/	Balances end of fiscal year 2/
Title	Period of availability	Dept. Reg.	Tr From	Account No.	Sub. No.						
ECONOMIC DEVELOPMENT ASSISTANCE-CONTINUED											
ECONOMIC DEVELOPMENT ADMINISTRATION-CONTINUED											
GENERAL FUND ACCOUNTS-CONTINUED											
ECONOMIC DEVELOPMENT ASSISTANCE PROGRAMS, ECONOMIC DEVELOPMENT ADMINISTRATION-CONTINUED											
FUND RESOURCES -CONTINUED											
TRANSITION QUARTER UNDISBURSED FUNDS	1976 13			2050		(\$ 302,661,849.73)	\$89,625,000.00	-\$334,900.00	\$37,304,431.22	\$1,602,998.42	\$353,044,520.09
	1975					(166,889,303.25)	-	184.28	19,760,413.08	2,363,214.75	144,765,859.70
TRANSFER TO:											
AGRICULTURE, FARMERS HOME ADMINISTRATION	1976 12 13			2050	20	-	-	334,900.00	180,000.00	-	154,900.00
	1975					(400,000.00)	-	-	-	-	400,000.00
	1975 68 13			2050		(55,400.00)	-	-	32,602.00	-	22,798.00
ENVIRONMENTAL PROTECTION AGENCY HEALTH, EDUCATION, AND WELFARE, OFFICE OF EDUCATION HOUSING AND URBAN DEVELOPMENT	1976 75 13			2050	2	(650,000.00)	-	-	650,000.00	-	55,900.00
	1975 86 13			2050	1	(65,280.00)	-	-184.28	9,195.72	-	498,443,977.79
						(470,721,832.98)	89,625,000.00	-	57,936,642.02	3,966,213.17	152,242.68
						107,734.00	-	-	-	-44,508.68	-
ACCOUNTS RECEIVABLE						-	-	-	-	24,373,093.08	-35,136,855.21
FUND EQUITIES:						-10,763,762.13	-	-	-	244,243,366.67	-463,459,365.26
ACCOUNTS PAYABLE						-219,215,998.59	-	-	-	-	-
UNDELIVERED ORDERS						-	-	-	-	-	-
	SUBTOTAL 13			2050		-	449,625,000.00	-	177,086,835.76	272,538,164.24	-
ADMINISTRATION OF ECONOMIC DEVELOPMENT ASSISTANCE PROGRAMS, ECONOMIC DEVELOPMENT ADMINISTRATION											
FUND RESOURCES:											
UNDISBURSED FUNDS	1976 13			0125		-	25,378,000.00	-	22,763,692.75	-	(2,614,307.25)
	1975					1,952,983.63	-	-	1,647,655.90	-	(305,327.73)
	1974					65,482.81	-	-	11,915.50	-	(53,567.31)
	SUBTOTAL FY 1976					2,018,466.44	25,378,000.00	-	24,423,264.15	-	(2,973,202.99)
TRANSITION QUARTER UNDISBURSED FUNDS	1976 13			0125		(2,614,307.25)	6,375,000.00	-	5,928,207.48	979,648.78	2,081,450.99
	1975					(305,327.73)	-	-	232,606.89	232,606.89	48,386.42
	1974					(53,567.31)	-	-	14,125.46	39,429.15	-
	PRIOR YEARS					-	-	-14,125.46	12.70	-	14,125.46
	SUBTOTAL TRANSITION QUARTER					(2,973,202.29)	6,375,000.00	14,125.46	5,952,554.60	1,251,684.82	2,143,962.87
ACCOUNTS RECEIVABLE						155,707.45	-	-	-	46,422.90	109,284.55
FUND EQUITIES:						-	-	-	-	-	-
ACCOUNTS PAYABLE						-1,678,102.29	-	-	-	-113,326.93	-1,564,775.36
UNDELIVERED ORDERS						-496,071.60	-	-	-	192,400.46	-688,472.06
	SUBTOTAL 13			0125		-	31,753,000.00	-	30,375,818.75	1,377,181.25	-
OPERATIONS AND ADMINISTRATION, ECONOMIC DEVELOPMENT ADMINISTRATION											
FUND RESOURCES:											
UNDISBURSED FUNDS	PRIOR YEARS 13			2033		-14,448.99	-	-	-2,509.24	-	(-11,939.75)
	SUBTOTAL FY 1976					-14,448.99	-	-	-2,509.24	-	(-11,939.75)
TRANSITION QUARTER UNDISBURSED FUNDS	PRIOR YEARS 13			2033		(-11,939.75)	-	-	-	-	6-11,939.75
	SUBTOTAL TRANSITION QUARTER					(-11,939.75)	-	-	-	-	-11,939.75
ACCOUNTS RECEIVABLE						29,432.92	-	-	-	3,456.46	25,976.46
FUND EQUITIES:						-	-	-	-	13,371.08	14-13,371.08
UNOBLIGATED BALANCE						-	-	-	-	-	-
ACCOUNTS PAYABLE						-12,718.30	-	-	-	-12,718.30	-
UNDELIVERED ORDERS						-2,265.63	-	-	-	-1,600.00	-665.63
	SUBTOTAL 13			2033		-	-	-	-2,509.24	2,509.24	-
FINANCIAL AND TECHNICAL ASSISTANCE, TRADE ADJUSTMENT ASSISTANCE											
FUND RESOURCES:											
UNDISBURSED FUNDS	NO YEAR 13			1210		14,834,659.90	-	-	5,615,989.25	-	(9,218,670.65)
	SUBTOTAL FY 1976					14,834,659.90	-	-	5,615,989.25	-	(9,218,670.65)
TRANSITION QUARTER UNDISBURSED FUNDS	NO YEAR 13			1210		(9,218,670.65)	-	-	53,287.00	-	9,165,383.65
	SUBTOTAL TRANSITION QUARTER					(9,218,670.65)	-	-	53,287.00	-	9,165,383.65
ACCOUNTS RECEIVABLE						145.71	-	-	-	-	145.71
FUND EQUITIES:						-	-	-	-	-	-
UNOBLIGATED BALANCE						-3,428,192.91	-	-	-	3,471,585.34	-6,899,778.25
ACCOUNTS PAYABLE						-11,406,612.70	-	-	-	-9,140,861.59	-2,265,751.11
UNDELIVERED ORDERS						-	-	-	-	-	-
	SUBTOTAL 13			1210		-	-	-	5,669,276.25	-5,669,276.25	-

DEVELOPMENT ADMINISTRATION, COMMERCE									
FUND RESOURCES:									
UNDISBURSED FUNDS									
TRANSFER TO:									
OFFICE OF THE SECRETARY									
1975-DECEMBER 31, 1975 13 2051 1									
NATIONAL OCEANIC AND ATMOSPHERIC ADMINISTRATION	1975-DECEMBER 31, 1975 13 2051 14	7,919,058.00				16,621,781.00	24,540,839.00		
MARITIME ADMINISTRATION	1975-DECEMBER 31, 1975 13 2051 17	500,000.00				700,000.00	100,862.54		(599,137.46)
AGRICULTURE, OFFICE OF THE SECRETARY	1975-76 12 13 2051					-493.00	342,469.12		(157,037.88)
AGRICULTURE, SOIL CONSERVATION SERVICE	1975-76 12 13 2051 10	10,519,787.00				2,883,000.00	579,875.00		(2,303,125.00)
AGRICULTURE, COMMODITY CREDIT CORPORATION	1975-DECEMBER 31, 1976 12 13 2051 36					10,937,371.00	14,734,078.21		(6,723,079.79)
INTERIOR, BUREAU OF RECLAMATION	1975-DECEMBER 31, 1976 12 13 2051 6					50,494.00	43,065.00		(7,429.00)
INTERIOR, OUTDOOR RECREATION	1975-DECEMBER 31, 1975 14 13 2051 7					100,000.00	22,667.36		(77,332.64)
INTERIOR, GEOLOGICAL SURVEY	1975-76 14 13 2051 8	1,625,000.00				6,887,770.00	994,578.42		(5,893,191.58)
INTERIOR, UNITED STATES FISH AND WILDLIFE SERVICE	1975-76 14 13 2051 16	753,000.00				-125,000.00	534,834.56		(965,165.44)
JUSTICE	1975-76 15 13 2051 4					1,394,000.00	743,819.66		(1,403,180.34)
LABOR	1975-76 16 13 2051	1,061,500.00				10,681,969.00	61,935.77		(10,620,033.23)
VETERANS ADMINISTRATION	1975-76 36 13 2051	132,947.00				25,319,384.00	9,173,657.71		(17,207,226.29)
APPALACHIAN REGIONAL COMMISSION	1975-76 46 13 2051 2					11,978.08	96,622.08		(48,303.00)
GENERAL SERVICES ADMINISTRATION	1975-76 47 13 2051	397,200.00				2,350,353.00	934,214.64		(1,416,138.36)
NATIONAL FOUNDATION ON THE ARTS AND THE HUMANITIES	1975-76 59 13 2051	683,263.00				-82,516.00	312,902.00		(1,782.00)
ENVIRONMENTAL PROTECTION AGENCY	1975-DECEMBER 31, 1975 68 13 2051					500,000.00	496,773.09		(686,489.91)
TRANSPORTATION, URBAN MASS TRANSPORTATION ADMINISTRATION	1975-DECEMBER 31, 1975 69 13 2051 3					7,620,244.00	3,014,842.65		(4,605,401.35)
TRANSPORTATION, FEDERAL HIGHWAY ADMINISTRATION	1975-DECEMBER 31, 1975 69 13 2051 5					985,000.00			(985,000.00)
TRANSPORTATION, FEDERAL RAILROAD ADMINISTRATION	1975-76 69 13 2051 7	2,350,000.00				5,888,580.00	1,369,375.81		(4,519,204.19)
TRANSPORTATION, FEDERAL AVIATION ADMINISTRATION	1975-DECEMBER 31, 1975 69 13 2051 13					1,140,000.00	1,165,106.00		(2,324,894.00)
HEALTH, EDUCATION, AND WELFARE, OFFICE OF THE SECRETARY	1975-76 75 13 2051 1					320,000.00			(320,000.00)
HEALTH, EDUCATION, AND WELFARE, OFFICE OF EDUCATION	1975-76 75 13 2051 2					41,815,460.00	21,224,144.27		(20,591,315.73)
HEALTH, EDUCATION, AND WELFARE, HEALTH SERVICES ADMINISTRATION	1975-76 75 13 2051 3					23,553,585.00	8,056,451.21		(15,497,133.79)
HEALTH, EDUCATION, AND WELFARE, SOCIAL AND REHABILITATION SERVICE	1975-76 75 13 2051 5	700,000.00				25,741,127.00	7,025,144.84		(18,715,982.16)
HEALTH, EDUCATION, AND WELFARE, FOOD AND DRUG ADMINISTRATION	1975-76 75 13 2051 6					4,771,995.00	1,942,690.00		(3,529,305.00)
HEALTH, EDUCATION, AND WELFARE, CENTER FOR DISEASE CONTROL	1975-76 75 13 2051 9					400,015.00	48,554.45		(351,460.55)
AMERICAN REVOLUTION BICENTENNIAL ADMINISTRATION	1975-76 76 13 2051	1,833,734.00				4,847,228.00	1,544,144.36		(3,303,083.64)
COMMUNITY SERVICES ADMINISTRATION	1975-76 76 13 2051					14,318,769.00	10,758,955.12		(5,393,547.88)
HOUSING AND URBAN DEVELOPMENT	1975-DECEMBER 31, 1975 81 13 2051					63,099,542.00	40,399,086.00		(22,700,456.00)
ENERGY RESEARCH AND DEVELOPMENT ADMINISTRATION	1975-76 86 13 2051	6,000,000.00				19,532,526.00	7,650,014.27		(17,882,511.73)
FEDERAL ENERGY ADMINISTRATION	1975-76 89 13 2051	4,503,744.00				2,706,293.00	5,232,030.90		(1,978,006.10)
1975-DECEMBER 31, 1975 92 13 2051						118,040.00			(118,040.00)
SUBTOTAL FY 1976		103,129,339.00				374,000,000.00	269,435,597.64		(207,693,741.36)
TRANSITION QUARTER									
UNDISBURSED FUNDS									
TRANSFER TO:									
NATIONAL OCEANIC AND ATMOSPHERIC ADMINISTRATION									
1975-DECEMBER 31, 1975 13 2051 14									
MARITIME ADMINISTRATION	1975-DECEMBER 31, 1975 13 2051 17	(36,769,747.32)				100,000.00	16,908,937.07	334,466.00	19,626,344.25
AGRICULTURE, OFFICE OF THE SECRETARY	1975-76 12 13 2051								
AGRICULTURE, SOIL CONSERVATION SERVICE	1975-76 12 13 2051 10	(599,137.46)					176,871.79		422,265.67
	1975-DECEMBER 31, 1975 13 2051 17	(157,037.88)					206,182.00		649,144.12
	1975-76 12 13 2051	(2,303,125.00)					825,300.00		1,477,825.00
	1975-76 12 13 2051 10	(6,723,079.79)					3,804,646.47		2,918,433.32

FOOTNOTES AT END OF CHAPTER



Appropriations, Outlays, and Balances - Continued

Appropriation or Fund Account		Account symbol				Balances beginning of fiscal year 1/	Appropriations and other obligational authority 2/	Transfers, borrowings, and investments (net) 3/	Outlays (net)	Balances withdrawn and other transactions 4/	Balances end of fiscal year 5/
Title	Period of availability	Dept.	Account No.	Sub. No.							
		Reg.	Tr. From								
ECONOMIC DEVELOPMENT ASSISTANCE-CONTINUED											
ECONOMIC DEVELOPMENT ADMINISTRATION-CONTINUED											
GENERAL FUND ACCOUNTS-CONTINUED											
JOB OPPORTUNITIES PROGRAM, ECONOMIC DEVELOPMENT ADMINISTRATION, COMMERCE CONTINUED											
TRANSITION QUARTER-CONTINUED											
AGRICULTURE,											
COMMODITY CREDIT CORPORATION 1975-DECEMBER 31, 1975 12 13 2051 36 (\$7,429.00) - - - - - \$7,429.00 - - - - -											
INTERIOR, BUREAU OF RECLAMATION 1975-DECEMBER 31, 1975 14 13 2051 6 (77,332.64) - - - - - 45,343.55 - - - - - \$31,989.09											
INTERIOR, OUTDOOR RECREATION 1975-DECEMBER 31, 1975 14 13 2051 7 (5,893,191.58) - - - - - 506,380.11 - - - - - 5,386,811.47											
INTERIOR, GEOLOGICAL SURVEY 1975-76 14 13 2051 8 (965,165.44) - - - - - 683,669.65 - - - - - 281,495.79											
INTERIOR, UNITED STATES FISH AND WILDLIFE SERVICE 1975-76 14 13 2051 16 (1,403,180.34) - - - - - 720,753.38 - - - - - 682,426.96											
JUSTICE 1975-76 15 13 2051 4 (10,620,033.23) - - - - - 2,482,269.76 - - - - - \$334.00 8,137,429.47											
LABOR 1975-76 16 13 2051 (17,207,226.29) - - - - - 6,440,390.01 - - - - - 10,766,830.28											
VETERANS ADMINISTRATION 1975-76 36 13 2051 (48,303.00) - - - - - 16,505.02 - - - - - 31,797.98											
APPALACHIAN REGIONAL COMMISSION GENERAL SERVICES ADMINISTRATION 1975-76 46 13 2051 2 (1,416,138.36) - - - - - 400,525.62 - - - - - 1,015,612.74											
NATIONAL FOUNDATION ON THE ARTS AND THE HUMANITIES 1975-76 47 13 2051 (1,782.00) - - - - - - - - - - 1,782.00											
ENVIRONMENTAL PROTECTION AGENCY 1975-76 59 13 2051 (686,489.91) - - - - - 191,405.44 - - - - - 495,084.47											
ENVIRONMENTAL PROTECTION AGENCY 1975-DECEMBER 31, 1975 68 13 2051 (4,605,401.35) - - - - - 1,179,556.29 - - - - - 3,425,845.06											
TRANSPORTATION, URBAN MASS TRANSPORTATION ADMINISTRATION 1975-DECEMBER 31, 1975 69 13 2051 3 (985,000.00) - - - - - - - - - - 985,000.00											
TRANSPORTATION, FEDERAL HIGHWAY ADMINISTRATION 1975-DECEMBER 31, 1975 69 13 2051 5 (4,519,204.19) - - - - - 2,010,035.32 - - - - - 117,220.00 2,391,348.87											
TRANSPORTATION, FEDERAL RAILROAD ADMINISTRATION 1975-76 69 13 2051 7 (2,324,894.00) - - - - - 1,226,690.09 - - - - - 1,098,203.91											
TRANSPORTATION, FEDERAL AVIATION ADMINISTRATION 1975-DECEMBER 31, 1975 69 13 2051 13 (320,000.00) - - - - - - - - - - 320,000.00											
HEALTH, EDUCATION, AND WELFARE, OFFICE OF THE SECRETARY 1975-76 75 13 2051 1 (20,591,315.73) - - - - - -\$100,000.00 7,933,137.98 - - - - - 12,558,177.75											
HEALTH, EDUCATION, AND WELFARE, OFFICE OF EDUCATION 1975-76 75 13 2051 2 (15,497,133.79) - - - - - - - - - - 5,398,710.74 - - - - - 58,552.00 10,039,871.05											
HEALTH, EDUCATION, AND WELFARE, HEALTH SERVICES ADMINISTRATION 1975-76 75 13 2051 3 (18,715,982.16) - - - - - - - - - - 5,654,118.00 - - - - - 13,061,864.16											
HEALTH, EDUCATION, AND WELFARE, SOCIAL AND REHABILITATION SERVICE 1975-76 75 13 2051 5 (3,529,305.00) - - - - - - - - - - 1,623,946.00 - - - - - 1,905,359.00											
HEALTH, EDUCATION, AND WELFARE, FOOD AND DRUG ADMINISTRATION 1975-76 75 13 2051 6 (351,460.55) - - - - - - - - - - 140,386.57 - - - - - 211,073.98											
HEALTH, EDUCATION, AND WELFARE, CENTER FOR DISEASE CONTROL 1975-76 75 13 2051 9 (3,303,083.64) - - - - - - - - - - 1,401,735.61 - - - - - 1,901,348.03											
AMERICAN REVOLUTION BICENTENNIAL ADMINISTRATION 1975-76 76 13 2051 (5,393,547.88) - - - - - 2,433,698.96 - - - - - 16,500.00 2,963,348.92											
COMMUNITY SERVICES ADMINISTRATION 1975-DECEMBER 31, 1975 81 13 2051 (22,700,456.00) - - - - - 10,398,670.00 - - - - - 12,301,786.00											
HOUSING AND URBAN DEVELOPMENT 1975-76 86 13 2051 (17,882,511.73) - - - - - 4,442,827.42 - - - - - 13,439,684.31											
ENERGY RESEARCH AND DEVELOPMENT ADMINISTRATION 1975-76 89 13 2051 (1,978,006.10) - - - - - 1,357,438.89 - - - - - 620,567.21											
FEDERAL ENERGY ADMINISTRATION 1975-DECEMBER 31, 1975 92 13 2051 (118,040.00) - - - - - 40,000.00 - - - - - 78,040.00											
SUBTOTAL TRANSITION QUARTER (207,693,741.36) - - - - - 78,058,166.74 - - - - - 527,072.00 128,508,502.62											
ACCOUNTS RECEIVABLE - - - - - - - - - - -24,680,744.46 24,680,744.46											
FUND EQUITIES:											
UNOBLIGATED BALANCE -81,835,687.00 - - - - - - - - - - -81,835,511.22 14-175.78											
ACCOUNTS PAYABLE - - - - - - - - - - 4,925,763.10 -4,925,763.10											
UNDELIVERED ORDERS -21,293,652.00 - - - - - - - - - - 126,969,656.20 126,969,656.20											
SUBTOTAL 13 2051 -0- \$374,000,000.00 348,093,764.38 25,906,235.62 -0-											
PUBLIC ENTERPRISE FUNDS											
ECONOMIC DEVELOPMENT REVOLVING FUND											
FUND RESOURCES:											
UNDISBURSED FUNDS NO YEAR 13 4406 161,716,029.63 - - - - - -20,275,111.15 (181,991,140.76)											
SUBTOTAL FY 1976 161,716,029.63 - - - - - -20,275,111.15 (181,991,140.78)											

TRANSITION QUARTER UNDISBURSED FUNDS		NO YEAR 13	4406	(181,991,140.78)						192,049,101.00
ACCOUNTS RECEIVABLE				(181,991,140.78)				-10,057,960.22		192,049,101.00
FUND EQUITIES:				9,967,649.94					-3,163,251.52	13,130,901.46
UNOBLIGATED BALANCE				-148,949,933.69						-176,091,930.55
ACCOUNTS PAYABLE				-22,733,745.88					27,141,996.86	6,354,326.03
SUBTOTAL 13			4406	-0-						30,333,071.37
TOTAL, ECONOMIC DEVELOPMENT ADMINISTRATION FY 1976					759,378,000.00			536,787,628.15		
TOTAL, ECONOMIC DEVELOPMENT ADMINISTRATION T.O.					96,000,000.00			156,399,285.88	162,191,085.97	
REGIONAL ACTION PLANNING COMMISSIONS										
GENERAL FUND ACCOUNTS										
REGIONAL DEVELOPMENT PROGRAMS, REGIONAL ACTION PLANNING COMMISSIONS										
FUND RESOURCES:										
UNDISBURSED FUNDS		NO YEAR 13	2100	1,009,185.49	64,068,000.00	-21,801,439.32	41,635,636.00			(1,640,110.17)
TRANSFER TO:		1974		-84,745.21		-1,471.21	-80,216.42			
ECONOMIC DEVELOPMENT ADMINISTRATION		NO YEAR 13	2100 20	10,199,644.47		9,729,136.88	5,516,566.64			(14,412,214.71)
AGRICULTURE		NO YEAR 12 13 2100		1,440,447.22		-13,718.16	1,196,319.15			(230,409.91)
AGRICULTURE, COMMODITY CREDIT CORPORATION		NO YEAR 12 13 2100	36	5,656,077.85		6,684,841.63	3,407,903.84			(8,933,015.64)
INTERIOR, OUTDOOR RECREATION		NO YEAR 14 13 2100	7	3,004,923.00			2,352,581.09			(652,341.91)
INTERIOR, NATIONAL PARK SERVICE AND WILDLIFE SERVICE		NO YEAR 12 13 2100	36			31,694.00	20,700.00			(10,994.00)
JUSTICE		NO YEAR 14 13 2100	16	837,830.41		301,652.45	397,841.89			(741,640.97)
ENVIRONMENTAL PROTECTION AGENCY		NO YEAR 15 13 2100		12,000.00						(12,000.00)
TRANSPORTATION, FEDERAL HIGHWAY ADMINISTRATION		NO YEAR 14 13 2100	10			30,000.00				(30,000.00)
TRANSPORTATION, FEDERAL AVIATION ADMINISTRATION		NO YEAR 14 13 2100	16	12,584.49			12,081.18			(503.31)
CORPS OF ENGINEERS, CIVIL		NO YEAR 15 13 2100				190,654.00				(190,654.00)
HEALTH, EDUCATION, AND WELFARE, OFFICE OF EDUCATION		NO YEAR 68 13 2100		1,473,261.00		354,641.00	351,068.00			(1,476,834.00)
HEALTH, EDUCATION, AND WELFARE, HEALTH SERVICES ADMINISTRATION		1974		127,744.00			45,312.00			(82,432.00)
HEALTH, EDUCATION, AND WELFARE, HEALTH RESOURCES ADMINISTRATION		NO YEAR 69 13 2100	5	304,039.14		129,176.16	255,536.18			(177,679.12)
HOUSING AND URBAN DEVELOPMENT		NO YEAR 69 13 2100	13	717,123.63		48,283.57	408,901.29			(356,505.91)
CORPS OF ENGINEERS, CIVIL		1974		2,033.40			1,106.08			(927.32)
HEALTH, EDUCATION, AND WELFARE, OFFICE OF EDUCATION		NO YEAR 75 13 2100	2	3,866,043.61		3,380,358.00	4,364,743.76			(2,881,657.85)
HEALTH, EDUCATION, AND WELFARE, HEALTH SERVICES ADMINISTRATION		1974		1,068,574.00			775,307.00			(293,267.00)
HEALTH, EDUCATION, AND WELFARE, HEALTH RESOURCES ADMINISTRATION		NO YEAR 75 13 2100	3	581,803.00		492,000.00	360,979.36			(712,823.64)
HOUSING AND URBAN DEVELOPMENT		1974		42,500.00			34,000.00			(8,500.00)
CORPS OF ENGINEERS, CIVIL		NO YEAR 75 13 2100	7	160,000.00			160,000.00			
SUBTOTAL FY 1976		NO YEAR 86 13 2100		1,476,834.20		294,191.00	1,098,449.21			(672,575.99)
TRANSITION QUARTER UNDISBURSED FUNDS		1974		245,547.58			180,000.00			(65,547.58)
TRANSFER TO:		NO YEAR 96 13 2100				150,000.00	70,022.40			(79,977.60)
ECONOMIC DEVELOPMENT ADMINISTRATION		NO YEAR 96 13 2100		32,153,451.28	64,068,000.00		62,558,838.65			(33,662,612.63)
AGRICULTURE		NO YEAR 13	2100	(1,640,110.17)	15,760,000.00	-3,636,432.66	11,901,709.99			1,861,967.52
AGRICULTURE, COMMODITY CREDIT CORPORATION		1974								
INTERIOR, OUTDOOR RECREATION		NO YEAR 13	2100 20	(14,412,214.71)		1,349,655.75	828,461.87			14,933,408.59
INTERIOR, NATIONAL PARK SERVICE AND WILDLIFE SERVICE		1974		(230,409.91)		12-82,679.74	147,730.17			
JUSTICE		PRIOR YEARS				79,050.35				79,050.35
ENVIRONMENTAL PROTECTION AGENCY		NO YEAR 12 13 2100		(8,933,015.64)		1,191,538.00	885,381.47			9,239,172.17
TRANSPORTATION, FEDERAL HIGHWAY ADMINISTRATION		1974		(652,341.91)		12-469,567.00	182,774.91			
CORPS OF ENGINEERS, CIVIL		PRIOR YEARS				466,000.00				466,000.00
HEALTH, EDUCATION, AND WELFARE, OFFICE OF EDUCATION		NO YEAR 12 13 2100	36	(10,994.00)		134,409.00	18,000.00			127,403.00
HEALTH, EDUCATION, AND WELFARE, HEALTH SERVICES ADMINISTRATION		NO YEAR 14 13 2100	7	(741,640.97)		29,858.84	449,969.14			321,530.67
HEALTH, EDUCATION, AND WELFARE, HEALTH RESOURCES ADMINISTRATION		1974		(12,000.00)		-12,000.00				
HOUSING AND URBAN DEVELOPMENT		PRIOR YEARS				12,000.00				12,000.00
CORPS OF ENGINEERS, CIVIL		NO YEAR 14 13 2100	10	(30,000.00)						30,000.00
HEALTH, EDUCATION, AND WELFARE, OFFICE OF EDUCATION		NO YEAR 14 13 2100	16	(503.31)						503.31
HEALTH, EDUCATION, AND WELFARE, HEALTH SERVICES ADMINISTRATION		NO YEAR 15 13 2100		(190,654.00)						190,654.00
HEALTH, EDUCATION, AND WELFARE, HEALTH RESOURCES ADMINISTRATION		NO YEAR 68 13 2100		(1,476,834.00)		83,530.00	93,680.00			1,466,684.00
CORPS OF ENGINEERS, CIVIL		1974		(82,432.00)		-63,607.00	18,825.00			
SUBTOTAL FY 1976		PRIOR YEARS				63,607.00				63,607.00
TRANSPORTATION, FEDERAL HIGHWAY ADMINISTRATION		NO YEAR 69 13 2100	5	(177,679.12)			12,434.87			165,244.25

FOOTNOTES AT END OF CHAPTER

Appropriations, Outlays, and Balances - Continued

Appropriation or Fund Account		Account symbol			Balances beginning of fiscal year 1/	Appropriations and other obligational authority 2/	Transfers, borrowings, and investments (net) 3/	Outlays (net)	Balances withdrawn and other transactions 4/	Balances end of fiscal year 5/
Title	Period of availability	Dept. Reg. Tr. From	Account No.	Sub No.						
ECONOMIC DEVELOPMENT ASSISTANCE-CONTINUED										
REGIONAL ACTION PLANNING COMMISSIONS-CONTINUED										
GENERAL FUND ACCOUNTS-CONTINUED										
REGIONAL DEVELOPMENT PROGRAMS, REGIONAL ACTION PLANNING COMMISSIONS-CONTINUED										
TRANSITION QUARTER-CONTINUED										
TRANSPORTATION, FEDERAL AVIATION ADMINISTRATION	NO YEAR 1974	69	13	2100	13	( \$356,505.91 )	- - - - -	\$33,444.32	- - - - -	\$295,561.59
	1974					( 927.32 )	- - - - -	214.36	- - - - -	712.96
	PRIOR YEARS					- - - - -	712.96	- - - - -	- - - - -	- - - - -
HEALTH, EDUCATION, AND WELFARE, OFFICE OF EDUCATION	NO YEAR 1974	75	13	2100	2	( 2,881,657.85 )	- - - - -	-1,228,323.16	- - - - -	4,674,291.01
	1974					( 293,267.00 )	- - - - -	-100,284.45	- - - - -	393,551.45
	PRIOR YEARS					- - - - -	393,551.45	- - - - -	- - - - -	- - - - -
HEALTH, EDUCATION, AND WELFARE, HEALTH SERVICES ADMINISTRATION	NO YEAR 1974	75	13	2100	3	( 712,823.64 )	- - - - -	154,224.20	- - - - -	758,599.44
	1974					( 8,500.00 )	- - - - -	-8,500.00	- - - - -	8,500.00
	PRIOR YEARS					- - - - -	8,500.00	- - - - -	- - - - -	- - - - -
HEALTH, EDUCATION, AND WELFARE, HEALTH RESOURCES ADMINISTRATION	NO YEAR 1974	75	13	2100	7	- - - - -	- - - - -	209,038.77	- - - - -	581,364.68
HOUSING AND URBAN DEVELOPMENT	NO YEAR 1974	86	13	2100		( 672,575.99 )	- - - - -	117,827.46	- - - - -	- - - - -
	1974					( 65,547.58 )	- - - - -	-45,547.58	- - - - -	45,547.58
	PRIOR YEARS					- - - - -	45,547.58	- - - - -	- - - - -	8,442.00
CORPS OF ENGINEERS, CIVIL	NO YEAR 1974	96	13	2100		( 79,977.60 )	- - - - -	71,535.60	- - - - -	35,723,795.57
SUBTOTAL TRANSITION QUARTER						( 33,662,612.63 )	\$15,760,000.00	13,698,817.06	- - - - -	50,000.00
ACCOUNTS RECEIVABLE						166,711.28	- - - - -	- - - - -	\$116,711.28	- - - - -
FUND EQUITIES:										
UNOBLIGATED BALANCE						-3,738,347.17	- - - - -	- - - - -	965,640.55	-4,703,987.72
ACCOUNTS PAYABLE						-2,099,009.00	- - - - -	- - - - -	331,733.88	-2,430,742.88
UNDELIVERED ORDERS						-26,482,806.39	- - - - -	- - - - -	2,156,258.58	-28,639,064.97
						-0-	- - - - -	- - - - -	3,570,344.29	-0-
	SUBTOTAL	13		2100		-0-	79,828,000.00	76,257,655.71	- - - - -	- - - - -
TRUST FUND ACCOUNTS										
REGIONAL ACTION PLANNING COMMISSIONS										
FUND RESOURCES:										
UNDISBURSED FUNDS	NO YEAR 1976	13		8509		32,118,091.33	64,397,902.15	-105,934.00	53,388,432.01	( 43,021,627.47 )
TRANSFER TO:										
AGRICULTURE	NO YEAR 1976	12	13	8509		28,100.00	- - - - -	- - - - -	16,600.00	( 11,500.00 )
TRANSPORTATION, FEDERAL AVIATION ADMINISTRATION	NO YEAR 1976	69	13	8509	13	- - - - -	- - - - -	105,934.00	- - - - -	( 105,934.00 )
	SUBTOTAL					32,146,191.33	64,397,902.15	- - - - -	53,405,032.01	( 43,139,061.47 )
TRANSITION QUARTER	NO YEAR 1976	13		8509		( 43,021,627.47 )	16,714,398.71	7,600.00	17,326,007.18	42,417,619.00
UNDISBURSED FUNDS	NO YEAR 1976	13		8509		( 43,021,627.47 )	16,714,398.71	7,600.00	17,326,007.18	42,417,619.00
TRANSFER TO:										
AGRICULTURE	NO YEAR 1976	12	13	8509		( 11,500.00 )	- - - - -	- - - - -	- - - - -	11,500.00
TRANSPORTATION, FEDERAL AVIATION ADMINISTRATION	NO YEAR 1976	69	13	8509	13	( 105,934.00 )	- - - - -	-7,600.00	- - - - -	98,334.00
	SUBTOTAL TRANSITION QUARTER					( 43,139,061.47 )	16,714,398.71	- - - - -	17,326,007.18	42,527,453.00
ACCOUNTS RECEIVABLE						714,423.59	- - - - -	- - - - -	714,423.59	- - - - -
FUND EQUITIES:										
UNOBLIGATED BALANCE						-9,413,863.36	- - - - -	- - - - -	1,001,724.14	-10,415,587.50
ACCOUNTS PAYABLE						-4,175,536.22	- - - - -	- - - - -	-2,359,707.57	-1,815,828.65
UNDELIVERED ORDERS						-19,271,215.34	- - - - -	- - - - -	11,024,821.51	-30,296,036.85
						-0-	- - - - -	- - - - -	10,381,261.67	-0-
	SUBTOTAL	13		8509		-0-	81,112,300.86	70,731,039.19	- - - - -	- - - - -
SPECIAL STUDIES, SERVICES AND PROJECTS, ECONOMIC DEVELOPMENT ADMINISTRATION										
FUND RESOURCES:										
UNDISBURSED FUNDS	NO YEAR 1976	13		8537		1,196.64	5.11	- - - - -	- - - - -	( 1,201.75 )
	SUBTOTAL					1,196.64	5.11	- - - - -	- - - - -	( 1,201.75 )

UNDISBURSED FUNDS		SUBTOTAL TRANSITION QUARTER		NO YEAR 13 8537	(1,201.75)					1,201.75
FUND EQUITIES:					(1,201.75)					1,201.75
UNOBLIGATED BALANCE					-1,196.64				5.11	-1,201.75
		SUBTOTAL 13		8537	-0-	5.11			5.11	-0-
TOTAL, REGIONAL ACTION PLANNING COMMISSIONS FY 1976 . . . . .						128,465,907.26		115,963,870.66		
TOTAL, REGIONAL ACTION PLANNING COMMISSIONS T.Q. . . . .						32,474,398.71		31,024,824.24	13,951,611.07	
TOTAL, ECONOMIC DEVELOPMENT ASSISTANCE FY 1976 . . . . .						887,843,907.26		652,751,498.81		
TOTAL, ECONOMIC DEVELOPMENT ASSISTANCE T.Q. . . . .						128,474,398.71		187,424,110.12	176,142,697.04	
PROMOTION OF INDUSTRY AND COMMERCE										
DOMESTIC AND INTERNATIONAL BUSINESS ADMINISTRATION										
GENERAL FUND ACCOUNTS										
OPERATIONS AND ADMINISTRATION, DOMESTIC AND INTERNATIONAL BUSINESS ADMINISTRATION FUND RESOURCES:										
UNDISBURSED FUNDS		NO YEAR 13	1250	10,548,273.75	60,527,000.00		62,418,598.28			(8,656,675.47)
		1974-75		511,113.80			293,445.47			(217,668.33)
		1974		356,778.22			253,424.89			(103,353.33)
		1973-74		47,684.64			21,303.41			(26,381.23)
		PRIOR YEARS		51,187.76			3,838.42			(47,349.34)
		SUBTOTAL FY 1976		11,515,038.17	60,527,000.00		62,990,610.47			(9,051,427.70)
TRANSITION QUARTER UNDISBURSED FUNDS		NO YEAR 13	1250	(8,656,675.47)	15,289,000.00		14,420,844.87			9,524,830.60
		1974-75		(217,668.33)			129.35	181,888.44		35,650.54
		1974		(103,353.33)			1,848.57	38,718.91		
		1973-74		(26,381.23)			1,845.74	23,213.62		
		PRIOR YEARS		(47,349.34)			-5.85	16,766.42		94,696.49
		SUBTOTAL TRANSITION QUARTER		(9,051,427.70)	15,289,000.00		14,424,662.68	260,587.39		9,655,177.63
ACCOUNTS RECEIVABLE				429,441.95				-10,781,219.12		11,210,661.07
FUND EQUITIES:										
UNOBLIGATED BALANCE				-2,833,665.09				-2,575,773.72		-257,891.37
ACCOUNTS PAYABLE				-5,532,098.80				10,679,772.23		-16,211,871.03
UNDELIVERED ORDERS				-3,578,716.23				817,360.07		-4,396,076.30
		SUBTOTAL 13	1250	-0-	75,816,000.00		77,415,273.15	-1,599,273.15		-0-
TRUST FUND ACCOUNTS										
SPECIAL STUDIES, SERVICES AND PROJECTS, DOMESTIC AND INTERNATIONAL BUSINESS FUND RESOURCES:										
UNDISBURSED FUNDS		NO YEAR 13	8514	544,760.42	744,272.46	-58,236.00	363,701.62			(867,095.26)
		SUBTOTAL FY 1976		544,760.42	744,272.46	-58,236.00	363,701.62			(867,095.26)
TRANSITION QUARTER UNDISBURSED FUNDS		NO YEAR 13	8514	(867,095.26)	197,510.73	32,587.98	23,578.59			1,073,615.38
		SUBTOTAL TRANSITION QUARTER		(867,095.26)	197,510.73	32,587.98	23,578.59			1,073,615.38
ACCOUNTS RECEIVABLE				123,124.94				123,124.94		
FUND EQUITIES:										
UNOBLIGATED BALANCE				-606,054.83				381,296.63		-987,351.46
ACCOUNTS PAYABLE				-41,746.53				37,934.89		-79,681.42
UNDELIVERED ORDERS				-20,084.00				-13,501.50		-6,582.50
		SUBTOTAL 13	8514	-0-	941,783.19	-25,648.02	387,280.21	528,854.96		-0-

FOOTNOTES AT END OF CHAPTER

Appropriations, Outlays, and Balances - Continued

Appropriation or Fund Account		Account symbol			Balances beginning of fiscal year 1/	Appropriations and other obligational authority 2/	Transfers, borrowings, and investments (net) 3/	Outlays (net)	Balances withdrawn and other transactions 4/	Balances end of fiscal year 5/
Title	Period of availability	Dept. Reg.	Tr. From	Account No.						
PROMOTION OF INDUSTRY AND COMMERCE CONTINUED										
DOMESTIC AND INTERNATIONAL BUSINESS ADMINISTRATION-CONTINUED										
TRUST FUND ACCOUNTS-CONTINUED										
CONTRIBUTIONS, EDUCATIONAL AND CULTURAL EXCHANGE, GENERAL ADMINISTRATION, COMMERCE FUND RESOURCES:										
UNDISBURSED FUNDS	NO YEAR 13			8580	\$1,584,492.85	\$3,920,192.21	- - - - -	\$3,292,654.70	- - - - -	( \$2,212,030.36)
	SUBTOTAL FY 1976				1,584,492.85	3,920,192.21	- - - - -	3,292,654.70	- - - - -	( 2,212,030.36)
TRANSITION QUARTER UNDISBURSED FUNDS	NO YEAR 13			8580	( 2,212,030.36)	892,356.85	- - - - -	935,686.71	- - - - -	2,168,700.50
	SUBTOTAL TRANSITION QUARTER				( 2,212,030.36)	892,356.85	- - - - -	935,686.71	- - - - -	2,168,700.50
ACCOUNTS RECEIVABLE					- - - - -	- - - - -	- - - - -	- - - - -	- \$2,820.15	2,820.15
FUND EQUITIES:										
UNOBLIGATED BALANCE					-1,046,756.83	- - - - -	- - - - -	- - - - -	343,039.46	-1,389,796.29
ACCOUNTS PAYABLE					-1,102.86	- - - - -	- - - - -	- - - - -	949.91	-2,052.77
UNDELIVERED ORDERS					-536,633.16	- - - - -	- - - - -	- - - - -	243,038.43	-779,671.59
	SUBTOTAL 13			8580	-0-	4,812,549.06	- - - - -	4,228,341.41	584,207.65	-0-
TOTAL, DOMESTIC AND INTERNATIONAL BUSINESS ADMINISTRATION FY 1976 . . . . .					- - - - -	65,191,464.67	- \$58,236.00	66,646,966.79	- - - - -	- - - - -
TOTAL, DOMESTIC AND INTERNATIONAL BUSINESS ADMINISTRATION T.Q. . . . .					- - - - -	16,378,867.58	32,587.98	15,383,927.98	-486,210.54	- - - - -
MINORITY BUSINESS ENTERPRISE										
GENERAL FUND ACCOUNTS										
SALARIES AND EXPENSES, MINORITY BUSINESS ENTERPRISE FUND RESOURCES:										
UNDISBURSED FUNDS	PRIOR YEARS 13			0200	17,812.11	- - - - -	- - - - -	5,315.74	- - - - -	( 12,496.37)
	SUBTOTAL FY 1976				17,812.11	- - - - -	- - - - -	5,315.74	- - - - -	( 12,496.37)
TRANSITION QUARTER UNDISBURSED FUNDS	PRIOR YEARS 13			0200	( 12,496.37)	- - - - -	- - - - -	- - - - -	12,496.37	- - - - -
	SUBTOTAL TRANSITION QUARTER				( 12,496.37)	- - - - -	- - - - -	- - - - -	12,496.37	- - - - -
ACCOUNTS RECEIVABLE					448.45	- - - - -	- - - - -	- - - - -	448.45	- - - - -
FUND EQUITIES:										
UNDELIVERED ORDERS					-18,260.56	- - - - -	- - - - -	- - - - -	-18,260.56	- - - - -
	SUBTOTAL 13			0200	-0-	- - - - -	- - - - -	5,315.74	-5,315.74	-0-
MINORITY BUSINESS DEVELOPMENT, MINORITY BUSINESS ENTERPRISE FUND RESOURCES:										
UNDISBURSED FUNDS	NO YEAR 13			0201	47,822,278.37	38,470,000.00	- - - - -	44,639,467.86	- - - - -	( 41,652,810.51)
	1976				- - - - -	11,380,000.00	- - - - -	10,205,564.50	- - - - -	( 1,174,435.50)
	1975				961,803.53	- - - - -	- - - - -	837,655.16	- - - - -	( 124,148.37)
	1974				355,357.48	- - - - -	- - - - -	145,255.10	- - - - -	( 210,102.38)
	PRIOR YEARS				115,508.02	- - - - -	- - - - -	6,162.68	- - - - -	( 109,405.34)
	SUBTOTAL FY 1976				49,255,007.40	49,850,000.00	- - - - -	55,834,105.30	- - - - -	( 43,270,902.10)
TRANSITION QUARTER UNDISBURSED FUNDS	NO YEAR 13			0201	( 41,652,810.51)	9,618,000.00	- - - - -	11,543,671.28	- - - - -	39,727,139.23
	1976				( 1,174,435.50)	2,845,000.00	- - - - -	2,674,657.50	83,869.37	1,060,908.63
	1975				( 124,148.37)	- - - - -	- - - - -	50,916.30	15,584.27	57,647.80
	1974				( 210,102.38)	- - - - -	-95,403.27	2,504.56	112,194.55	- - - - -
	PRIOR YEARS				( 109,405.34)	- - - - -	95,403.27	- - - - -	4,215.95	200,592.66
	SUBTOTAL TRANSITION QUARTER				( 43,270,902.10)	12,463,000.00	- - - - -	14,471,749.64	215,864.14	41,046,288.32
ACCOUNTS RECEIVABLE					1,304,783.74	- - - - -	- - - - -	- - - - -	397,646.51	907,137.23
FUND EQUITIES:										
UNOBLIGATED BALANCE					-3,556,808.44	- - - - -	- - - - -	- - - - -	5,875,191.42	-9,431,999.86
ACCOUNTS PAYABLE					-706,670.80	- - - - -	- - - - -	- - - - -	-14,666.56	-692,004.24
UNDELIVERED ORDERS					-46,296,311.90	- - - - -	- - - - -	- - - - -	-14,466,890.45	-31,829,421.45
	SUBTOTAL 13			0201	-0-	62,313,000.00	- - - - -	70,305,854.94	-7,992,854.94	-0-
TOTAL, MINORITY BUSINESS ENTERPRISE FY 1976 . . . . .					- - - - -	49,850,000.00	- - - - -	55,839,421.04	- - - - -	- - - - -
TOTAL, MINORITY BUSINESS ENTERPRISE T.Q. . . . .					- - - - -	12,463,000.00	- - - - -	14,471,749.64	-7,998,170.68	- - - - -

UNITED STATES TRAVEL SERVICE

GENERAL FUND ACCOUNTS

SALARIES AND EXPENSES, UNITED STATES TRAVEL SERVICE

FUND RESOURCES:								
UNDISBURSED FUNDS	1976 13	0700	- - - - -	12,799,000.00	- - - - -	8,662,896.31	- - - - -	(4,136,103.69)
	1975		2,903,941.37	- - - - -	- - - - -	2,497,673.16	- - - - -	(406,268.21)
	1974		497,152.25	- - - - -	- - - - -	291,287.05	- - - - -	(205,865.20)
	PRIOR YEARS		177,098.17	- - - - -	- - - - -	5,277.18	- - - - -	(171,820.99)
	SUBTOTAL FY 1976		3,578,191.79	12,799,000.00	- - - - -	11,457,133.70	- - - - -	(4,920,058.09)
TRANSITION QUARTER								
UNDISBURSED FUNDS	1976 13	0700	(4,136,103.69)	3,200,000.00	- - - - -	3,367,683.80	1,193.03	3,967,226.86
	1975		(406,268.21)	- - - - -	- - - - -	72,213.55	132,648.17	201,406.49
	1974		(205,865.20)	- - - - -	-172,655.35	3,050.95	30,158.90	- - - - -
	PRIOR YEARS		(171,820.99)	- - - - -	172,655.35	-14,682.42	99,899.58	259,259.18
	SUBTOTAL TRANSITION QUARTER		(4,920,058.09)	3,200,000.00	- - - - -	3,428,265.88	263,899.68	4,427,892.53
ACCOUNTS RECEIVABLE UNFILLED CUSTOMER ORDERS			396,073.30	- - - - -	- - - - -	- - - - -	198,126.13	197,947.17
FUND EQUITIES:			- - - - -	- - - - -	- - - - -	- - - - -	-640.69	640.69
ACCOUNTS PAYABLE UNDELIVERED ORDERS			-1,226,941.03	- - - - -	- - - - -	- - - - -	-7,624.90	-1,219,316.13
			-2,747,324.06	- - - - -	- - - - -	- - - - -	659,840.20	-3,407,164.26
	SUBTOTAL 13	0700	-0-	15,999,000.00	- - - - -	14,885,399.58	1,113,600.42	-0-
TOTAL, UNITED STATES TRAVEL SERVICE FY 1976 . . . . .								
			- - - - -	12,799,000.00	- - - - -	11,457,133.70	- - - - -	- - - - -
TOTAL, UNITED STATES TRAVEL SERVICE T.Q. . . . .								
			- - - - -	3,200,000.00	- - - - -	3,428,265.88	1,113,600.42	- - - - -
TOTAL, PROMOTION OF INDUSTRY AND COMMERCE FY 1976 . . . . .								
			- - - - -	127,840,464.67	-58,236.00	133,943,521.53	- - - - -	- - - - -
TOTAL, PROMOTION OF INDUSTRY AND COMMERCE T.Q. . . . .								
			- - - - -	32,041,867.58	32,587.98	33,283,943.50	-7,370,780.80	- - - - -

SCIENCE AND TECHNOLOGY

NATIONAL OCEANIC AND ATMOSPHERIC ADMINISTRATION

GENERAL FUND ACCOUNTS

FUND RESOURCES:								
UNDISBURSED FUNDS	PRIOR YEARS 13	1421	694,674.92	- - - - -	- - - - -	339,782.94	- - - - -	(354,891.98)
	SUBTOTAL FY 1976		694,674.92	- - - - -	- - - - -	339,782.94	- - - - -	(354,891.98)
TRANSITION QUARTER								
UNDISBURSED FUNDS	PRIOR YEARS 13	1421	(354,891.98)	- - - - -	-239,195.44	115,696.54	- - - - -	- - - - -
	SUBTOTAL TRANSITION QUARTER		(354,891.98)	- - - - -	-239,195.44	115,696.54	- - - - -	- - - - -
ACCOUNTS RECEIVABLE UNFILLED CUSTOMER ORDERS			778,461.77	- - - - -	- - - - -	- - - - -	778,461.77	- - - - -
			259,750.21	- - - - -	- - - - -	- - - - -	259,750.21	- - - - -
FUND EQUITIES:			-1,133,363.05	- - - - -	- - - - -	- - - - -	-1,133,363.05	- - - - -
ACCOUNTS PAYABLE UNDELIVERED ORDERS			-599,523.85	- - - - -	- - - - -	- - - - -	-599,523.85	- - - - -
	SUBTOTAL 13	1421	-0-	- - - - -	-239,195.44	455,479.48	-694,674.92	-0-
RESEARCH, DEVELOPMENT, AND FACILITIES, NATIONAL OCEANIC AND ATMOSPHERIC ADMINISTRATION								
UNDISBURSED FUNDS	NO YEAR 13	1422	1,743,566.86	- - - - -	- - - - -	879,870.40	- - - - -	(863,696.46)
	PRIOR YEARS		43,670.81	- - - - -	- - - - -	6,919.51	- - - - -	(36,751.30)
	SUBTOTAL FY 1976		1,787,237.67	- - - - -	- - - - -	886,789.91	- - - - -	(900,447.76)
TRANSITION QUARTER								
UNDISBURSED FUNDS	NO YEAR 13	1422	(863,696.46)	- - - - -	- - - - -	124,722.28	- - - - -	738,974.18
	PRIOR YEARS		(36,751.30)	- - - - -	-35,913.55	837.75	- - - - -	- - - - -
	SUBTOTAL TRANSITION QUARTER		(900,447.76)	- - - - -	-35,913.55	125,560.03	- - - - -	738,974.18
ACCOUNTS RECEIVABLE UNFILLED CUSTOMER ORDERS			367,387.01	- - - - -	- - - - -	- - - - -	265,401.04	101,985.97
FUND EQUITIES:			-1,221,747.72	- - - - -	- - - - -	- - - - -	-592,788.53	-628,959.19
ACCOUNTS PAYABLE UNDELIVERED ORDERS			-932,876.96	- - - - -	- - - - -	- - - - -	-720,876.00	-212,000.96
	SUBTOTAL 13	1422	-0-	- - - - -	-35,913.55	1,012,349.94	-1,048,263.49	-0-

FOOTNOTES AT END OF CHAPTER

Appropriations, Outlays, and Balances - Continued

Appropriation or Fund Account		Account symbol			Balances beginning of fiscal year 1/	Appropriations and other obligational authority 2/	Transfers, borrowings, and investments (net) 3/	Outlays (net)	Balances withdrawn and other transactions 4/	Balances end of fiscal year 5/
Title	Period of availability	Dept. Reg. Tr. From	Account No.	Sub. No.						
SCIENCE AND TECHNOLOGY-CONTINUED										
NATIONAL OCEANIC AND ATMOSPHERIC ADMINISTRATION-CONTINUED										
GENERAL FUND ACCOUNTS-CONTINUED										
SATELLITE OPERATIONS, NATIONAL OCEANIC AND ATMOSPHERIC ADMINISTRATION										
FUND RESOURCES:										
UNDISBURSED FUNDS	NO YEAR 13		1424		\$471,336.48	-	\$314,269.03	-		(\$157,067.45)
	SUBTOTAL FY 1976				471,336.48	-	314,269.03	-		(157,067.45)
TRANSITION QUARTER										
UNDISBURSED FUNDS	NO YEAR 13		1424		(157,067.45)	-	-	-	-	157,067.45
	SUBTOTAL TRANSITION QUARTER				(157,067.45)	-	-	-	-	157,067.45
FUND EQUITIES:										
ACCOUNTS PAYABLE					-116,611.08	-	-	-	-\$42,354.49	-74,256.59
UNDELIVERED ORDERS					-354,725.40	-	314,269.03	-314,269.03	-271,914.54	-82,810.86
	SUBTOTAL 13		1424		-0-	-	-	-	-	-0-
OPERATIONS, RESEARCH AND FACILITIES, NATIONAL OCEANIC AND ATMOSPHERIC ADMINISTRATION										
FUND RESOURCES:										
UNDISBURSED FUNDS	NO YEAR 13		1450		118,724,733.54	\$503,071,477.17	\$2,405,522.83	499,419,006.19	-	(124,782,727.35)
	SUBTOTAL FY 1976				118,724,733.54	503,071,477.17	2,405,522.83	499,419,006.19	-	(124,782,727.35)
TRANSITION QUARTER										
UNDISBURSED FUNDS	NO YEAR 13		1450		(124,782,727.35)	141,660,000.00	-	126,840,930.01	-	139,601,797.34
	PRIOR YEARS				-	-	275,108.99	-36,482.88	19,966.11	291,625.76
	SUBTOTAL TRANSITION QUARTER				(124,782,727.35)	141,660,000.00	275,108.99	126,804,447.13	19,966.11	139,893,423.10
ACCOUNTS RECEIVABLE					20,369,071.11	-	-	-	-18,788,449.57	39,157,520.68
UNFILLED CUSTOMER ORDERS					9,879,506.64	-	-	-	-9,710,013.35	19,589,519.99
FUND EQUITIES:										
UNOBLIGATED BALANCE					-8,097,151.92	-	-	-	-6,134,881.61	-1,962,270.31
ACCOUNTS PAYABLE					-65,097,218.48	-	-	-	5,199,779.35	-70,296,997.83
UNDELIVERED ORDERS					-75,778,940.89	-	-	-	50,602,254.74	-126,381,195.63
	SUBTOTAL 13		1450		-0-	644,731,477.17	2,680,631.82	626,223,453.32	21,188,655.67	-0-
COASTAL ZONE MANAGEMENT, NATIONAL OCEANIC AND ATMOSPHERIC ADMINISTRATION										
FUND RESOURCES:										
UNDISBURSED FUNDS	NO YEAR 13		1451		19,815,083.73	18,032,000.00	-	12,630,301.12	-	(25,216,782.61)
	SUBTOTAL FY 1976				19,815,083.73	18,032,000.00	-	12,630,301.12	-	(25,216,782.61)
TRANSITION QUARTER										
UNDISBURSED FUNDS	NO YEAR 13		1451		(25,216,782.61)	4,511,000.00	-	4,562,740.52	-	25,165,042.09
	SUBTOTAL TRANSITION QUARTER				(25,216,782.61)	4,511,000.00	-	4,562,740.52	-	25,165,042.09
ACCOUNTS RECEIVABLE					1,468,704.70	-	-	-	-2,783,826.53	4,252,531.23
FUND EQUITIES:										
UNOBLIGATED BALANCE					-6,327,915.92	-	-	-	-377,673.22	-5,950,242.70
ACCOUNTS PAYABLE					-5,403,001.45	-	-	-	6,669,451.77	-12,072,453.22
UNDELIVERED ORDERS					-9,552,871.06	-	-	-	1,842,006.34	-11,394,877.40
	SUBTOTAL 13		1451		-0-	22,543,000.00	-	17,193,041.64	5,349,958.36	-0-
CONSTRUCTION, NATIONAL OCEANIC AND ATMOSPHERIC ADMINISTRATION										
FUND RESOURCES:										
UNDISBURSED FUNDS	NO YEAR 13		1452		-	1,000,000.00	-900,000.00	44,514.77	-	(55,485.23)
TRANSFER TO:					-	-	-	-	-	-
GENERAL SERVICES ADMINISTRATION	NO YEAR 47 13		1452		-	-	900,000.00	109,806.49	-	(790,193.51)
	SUBTOTAL FY 1976				-	1,000,000.00	-	154,321.26	-	(845,678.74)
TRANSITION QUARTER										
UNDISBURSED FUNDS	NO YEAR 13		1452		(55,485.23)	-	-	42,250.95	-	13,234.28
TRANSFER TO:					-	-	-	-	-	-
GENERAL SERVICES ADMINISTRATION	NO YEAR 47 13		1452		(790,193.51)	-	-	424.53	-	789,768.98
	SUBTOTAL TRANSITION QUARTER				(845,678.74)	-	-	42,675.48	-	803,003.26
ACCOUNTS RECEIVABLE					-	-	-	-	-200.00	200.00
FUND EQUITIES:										
UNOBLIGATED BALANCE					-	-	-	-	61,711.58	-61,711.58
ACCOUNTS PAYABLE					-	-	-	-	16,742.88	-16,742.88
UNDELIVERED ORDERS					-	-	-	-	724,748.80	-724,748.80
	SUBTOTAL 13		1452		-0-	1,000,000.00	-	196,996.74	803,003.26	-0-

SPECIAL FUND ACCOUNTS

ADMINISTRATION OF PRIBILOF ISLANDS,  
SPECIAL FUND, NATIONAL OCEANIC AND  
ATMOSPHERIC ADMINISTRATION

FUND RESOURCES:									
UNDISBURSED FUNDS	1976 13	5117	- - - - -	2,405,522.83	-2,405,522.83	- - - - -	- - - - -	- - - - -	- - - - -
	1975		909,501.85	- - - - -	- - - - -	909,501.85	- - - - -	- - - - -	- - - - -
	1974		7,837.45	- - - - -	- - - - -	7,837.45	- - - - -	- - - - -	- - - - -
SUBTOTAL FY 1976			917,339.30	2,405,522.83	-2,405,522.83	917,339.30	- - - - -	- - - - -	- - - - -
	1976		- - - - -	- - - - -	- - - - -	- - - - -	- - - - -	- - - - -	- - - - -
	1975		- - - - -	- - - - -	- - - - -	- - - - -	- - - - -	- - - - -	- - - - -
	1974		- - - - -	- - - - -	- - - - -	- - - - -	- - - - -	- - - - -	- - - - -
SUBTOTAL TRANSITION QUARTER			- - - - -	- - - - -	- - - - -	- - - - -	- - - - -	- - - - -	- - - - -
ACCOUNTS RECEIVABLE			129,601.26	- - - - -	- - - - -	- - - - -	129,601.26	- - - - -	- - - - -
FUND EQUITIES:									
ACCOUNTS PAYABLE			-621,026.01	- - - - -	- - - - -	- - - - -	-621,026.01	- - - - -	- - - - -
UNDELIVERED ORDERS			-425,914.55	- - - - -	- - - - -	- - - - -	-425,914.55	- - - - -	- - - - -
SUBTOTAL 13	5117		-0-	2,405,522.83	-2,405,522.83	917,339.30	-917,339.30	- - - - -	-0-
PROMOTE AND DEVELOP FISHERY PRODUCTS AND RESEARCH PERTAINING TO AMERICAN FISHERIES, NATIONAL OCEANIC AND ATMOSPHERIC ADMINISTRATION									
FUND RESOURCES:									
UNDISBURSED FUNDS	NO YEAR 13	5139	4,344,582.70	8,820,794.00	- - - - -	7,144,180.72	- - - - -	- - - - -	(6,021,195.98)
SUBTOTAL FY 1976			4,344,582.70	8,820,794.00	- - - - -	7,144,180.72	- - - - -	- - - - -	(6,021,195.98)
TRANSITION QUARTER									
UNDISBURSED FUNDS	NO YEAR 13	5139	(6,021,195.98)	1,997,561.00	- - - - -	2,378,676.35	- - - - -	- - - - -	5,640,080.63
SUBTOTAL TRANSITION QUARTER			(6,021,195.98)	1,997,561.00	- - - - -	2,378,676.35	- - - - -	- - - - -	5,640,080.63
ACCOUNTS RECEIVABLE			51,675.93	- - - - -	- - - - -	- - - - -	18,143.55	- - - - -	33,532.38
FUND EQUITIES:									
UNOBLIGATED BALANCE			-2,445,547.08	- - - - -	- - - - -	- - - - -	81,446.85	- - - - -	-2,526,993.93
ACCOUNTS PAYABLE			-593,060.78	- - - - -	- - - - -	- - - - -	-176,086.32	- - - - -	-416,974.46
UNDELIVERED ORDERS			-1,357,650.77	- - - - -	- - - - -	- - - - -	1,371,993.85	- - - - -	-2,729,644.62
SUBTOTAL 13	5139		-0-	10,818,355.00	- - - - -	9,522,857.07	1,295,497.93	- - - - -	-0-
PUBLIC ENTERPRISE FUNDS									
FISHERIES LOAN FUND, NATIONAL OCEANIC AND ATMOSPHERIC ADMINISTRATION									
FUND RESOURCES:									
UNDISBURSED FUNDS	1957-80 13	4317	4,448,338.45	- - - - -	- - - - -	-869,317.81	- - - - -	- - - - -	(5,317,656.26)
SUBTOTAL FY 1976			4,448,338.45	- - - - -	- - - - -	-869,317.81	- - - - -	- - - - -	(5,317,656.26)
TRANSITION QUARTER									
UNDISBURSED FUNDS	1957-80 13	4317	(5,317,656.26)	- - - - -	- - - - -	-153,590.33	- - - - -	- - - - -	5,471,246.59
SUBTOTAL TRANSITION QUARTER			(5,317,656.26)	- - - - -	- - - - -	-153,590.33	- - - - -	- - - - -	5,471,246.59
ACCOUNTS RECEIVABLE			74,793.42	- - - - -	- - - - -	- - - - -	50,284.82	- - - - -	24,508.60
FUND EQUITIES:									
UNOBLIGATED BALANCE			-4,523,131.87	- - - - -	- - - - -	- - - - -	970,897.76	- - - - -	-5,494,029.63
ACCOUNTS PAYABLE			- - - - -	- - - - -	- - - - -	- - - - -	1,725.56	- - - - -	-1,725.56
SUBTOTAL 13	4317		-0-	- - - - -	- - - - -	-1,022,908.14	1,022,908.14	- - - - -	-0-
OFFSHORE SHRIMP FISHERIES FUND, NATIONAL OCEANIC AND ATMOSPHERIC ADMINISTRATION									
FUND RESOURCES:									
UNDISBURSED FUNDS	NO YEAR 13	4316	299,400.00	270,000.00	- - - - -	149,150.00	- - - - -	- - - - -	(420,250.00)
SUBTOTAL FY 1976			299,400.00	270,000.00	- - - - -	149,150.00	- - - - -	- - - - -	(420,250.00)
TRANSITION QUARTER									
UNDISBURSED FUNDS	NO YEAR 13	4316	(420,250.00)	- - - - -	- - - - -	-1,115.00	- - - - -	- - - - -	421,365.00
SUBTOTAL TRANSITION QUARTER			(420,250.00)	- - - - -	- - - - -	-1,115.00	- - - - -	- - - - -	421,365.00
FUND EQUITIES:									
UNOBLIGATED BALANCE			-299,400.00	- - - - -	- - - - -	- - - - -	-239,035.00	- - - - -	-60,365.00
ACCOUNTS PAYABLE			- - - - -	- - - - -	- - - - -	- - - - -	361,000.00	- - - - -	-361,000.00
SUBTOTAL 13	4316		-0-	270,000.00	- - - - -	148,035.00	121,965.00	- - - - -	-0-
FISHERMEN'S GUARANTEE FUND, NATIONAL OCEANIC AND ATMOSPHERIC ADMINISTRATION									
FUND RESOURCES:									
UNDISBURSED FUNDS	NO YEAR 13	4318	1,915,994.56	61,000.00	- - - - -	1,444,603.91	- - - - -	- - - - -	(532,390.65)
SUBTOTAL FY 1976			1,915,994.56	61,000.00	- - - - -	1,444,603.91	- - - - -	- - - - -	(532,390.65)
TRANSITION QUARTER									
UNDISBURSED FUNDS	NO YEAR 13	4318	(532,390.65)	15,000.00	- - - - -	-199,619.94	- - - - -	- - - - -	747,010.59
SUBTOTAL TRANSITION QUARTER			(532,390.65)	15,000.00	- - - - -	-199,619.94	- - - - -	- - - - -	747,010.59
ACCOUNTS RECEIVABLE			205.00	- - - - -	- - - - -	- - - - -	161.04	- - - - -	43.96
FUND EQUITIES:									
UNOBLIGATED BALANCE			-608,833.55	- - - - -	- - - - -	- - - - -	-85,907.54	- - - - -	-522,926.01
ACCOUNTS PAYABLE			-1,307,366.01	- - - - -	- - - - -	- - - - -	-1,083,237.47	- - - - -	-224,128.54
SUBTOTAL 13	4318		-0-	76,000.00	- - - - -	1,244,983.97	-1,168,983.97	- - - - -	-0-



Appropriations, Outlays, and Balances - Continued

Appropriation or Fund Account		Account symbol			Balances beginning of fiscal year <sup>1/</sup>	Appropriations and other obligational authority <sup>2/</sup>	Transfers, borrowings, and investments (net) <sup>3/</sup>	Outlays (net)	Balances withdrawn and other transactions <sup>4/</sup>	Balances end of fiscal year <sup>5/</sup>
Title	Period of availability	Dept. Reg.	Tr. From	Account No.						
SCIENCE AND TECHNOLOGY-CONTINUED										
NATIONAL OCEANIC AND ATMOSPHERIC ADMINISTRATION-CONTINUED										
PUBLIC ENTERPRISE FUNDS-CONTINUED										
FEDERAL SHIP FINANCING FUND, FISHING VESSELS, NATIONAL OCEANIC AND ATMOSPHERIC ADMINISTRATION										
FUND RESOURCES:										
UNDISBURSED FUNDS	NO YEAR 13			4417		\$67,859.39	-\$205,000.00	-\$174,193.11		(\$37,052.50)
INVESTMENTS IN PUBLIC DEBT SECURITIES						1,225,000.00	205,000.00			(1,430,000.00)
						1,292,859.39		-174,193.11		(1,467,052.50)
	SUBTOTAL FY 1976									
TRANSITION QUARTER										6,712.48
UNDISBURSED FUNDS	NO YEAR 13			4417		(37,052.50)	-70,000.00	-39,659.98		1,500,000.00
INVESTMENTS IN PUBLIC DEBT SECURITIES						(1,467,052.50)	70,000.00			1,506,712.48
	SUBTOTAL TRANSITION QUARTER					(1,467,052.50)		-39,659.98		9,662.86
						10,018.09			\$355.23	
ACCOUNTS RECEIVABLE									226,185.62	-1,477,506.15
FUND EQUITIES:										
UNOBLIGATED BALANCE						-1,251,320.53			-12,687.76	-38,869.19
ACCOUNTS PAYABLE						-51,556.95			213,853.09	-0-
	SUBTOTAL 13			4417		-0-		-213,853.09		
INTRAGOVERNMENTAL FUNDS										
CONSOLIDATED WORKING FUND, COMMERCE, NATIONAL OCEANIC AND ATMOSPHERIC ADMINISTRATION										
FUND RESOURCES:										
UNDISBURSED FUNDS	NO YEAR 13			3914		3,560,569.51		-2,301,470.82		(5,862,040.33)
	1976							-420,352.27		(420,352.27)
	1975					449,273.38		322,127.86		(127,145.52)
	1974					33,504.85				(33,504.85)
	PRIOR YEARS					504.32		13.42		(490.90)
	SUBTOTAL FY 1976					4,043,852.06		-2,399,681.81		(6,443,533.87)
TRANSITION QUARTER										5,603,445.31
UNDISBURSED FUNDS	NO YEAR 13			3914		(5,862,040.33)		258,595.02		239,999.82
	1976					(420,352.27)		180,352.45		69,565.98
	1975					(127,145.52)		57,579.54		
	1974					(33,504.85)	-33,504.85			
	PRIOR YEARS					(490.90)	33,504.85		490.90	33,504.85
	SUBTOTAL TRANSITION QUARTER					(6,443,533.87)		496,527.01	490.90	5,946,515.96
UNFILLED CUSTOMER ORDERS						442,462.00			-939,749.41	1,382,211.41
FUND EQUITIES:										
ACCOUNTS PAYABLE						-4,043,852.06			1,902,663.90	-5,946,515.96
UNDELIVERED ORDERS						-442,462.00			939,749.41	-1,382,211.41
	SUBTOTAL 13			3914		-0-		-1,903,154.80	1,903,154.80	-0-
TRUST FUND ACCOUNTS										
INSPECTION AND GRADING OF FISHERY PRODUCTS, NATIONAL OCEANIC AND ATMOSPHERIC ADMINISTRATION										
FUND RESOURCES:										
UNDISBURSED FUNDS	NO YEAR 13			8219		-115,684.05	\$1,665,025.10	1,571,541.43		(-22,200.38)
	SUBTOTAL FY 1976					-115,684.05	1,665,025.10	1,571,541.43		(-22,200.38)
TRANSITION QUARTER										9,550.11
UNDISBURSED FUNDS	NO YEAR 13			8219		(-22,200.38)	489,035.43	457,284.94		9,550.11
	SUBTOTAL TRANSITION QUARTER					(-22,200.38)	489,035.43	457,284.94		256,815.39
ACCOUNTS RECEIVABLE						197,006.76			-59,808.63	
FUND EQUITIES:										
UNOBLIGATED BALANCE						-1,874.00			90,251.53	-92,125.53
ACCOUNTS PAYABLE						-75,772.01			88,519.20	-164,291.21
UNDELIVERED ORDERS						-3,676.70			6,272.06	-9,948.76
	SUBTOTAL 13			8219		-0-	2,154,060.53	2,028,826.37	125,234.16	-0-
SPECIAL STUDIES, SERVICES AND PROJECTS, NATIONAL OCEANIC AND ATMOSPHERIC ADMINISTRATION										
FUND RESOURCES:										
UNDISBURSED FUNDS	NO YEAR 13			8545		895,536.73	7,486,751.54	5,620,268.45		(2,762,019.82)
	SUBTOTAL FY 1976					895,536.73	7,486,751.54	5,620,268.45		(2,762,019.82)
TRANSITION QUARTER										1,666,879.95
UNDISBURSED FUNDS	NO YEAR 13			8545		(2,762,019.82)	2,819,266.87	3,914,406.74		1,666,879.95
	SUBTOTAL TRANSITION QUARTER					(2,762,019.82)	2,819,266.87	3,914,406.74		1,122,265.94
ACCOUNTS RECEIVABLE						576,958.17			-545,307.77	

FUND EQUITIES:									
UNOBLIGATED BALANCE			-272,801.94	-	-	-	-	196,042.63	-468,844.57
ACCOUNTS PAYABLE			-1,018,601.24	-	-	-	-	672,933.14	-1,691,534.38
UNDELIVERED ORDERS			-181,091.72	-	-	-	-	447,675.22	-628,766.94
	SUBTOTAL 13	8545	-0-	10,306,018.41	-	-	9,534,675.19	771,343.22	-0-
TOTAL, NATIONAL OCEANIC AND ATMOSPHERIC ADMINISTRATION FY 1976 . . . . .			-	542,812,570.64	-	-	527,148,361.53	-	-
TOTAL, NATIONAL OCEANIC AND ATMOSPHERIC ADMINISTRATION T.O. . . . .			-	151,491,863.30	-	-	138,504,029.49	28,652,042.92	-
NATIONAL FIRE PREVENTION AND CONTROL ADMINISTRATION									
GENERAL FUND ACCOUNTS									
OPERATIONS, RESEARCH, AND ADMINISTRATION, NATIONAL FIRE PREVENTION AND CONTROL ADMINISTRATION									
FUND RESOURCES:									
UNDISBURSED FUNDS									
	NO YEAR 13	0800	2,766,008.33	8,718,000.00	-	-	7,179,395.16	-	(4,304,613.17)
	SUBTOTAL FY 1976		2,766,008.33	8,718,000.00	-	-	7,179,395.16	-	(4,304,613.17)
TRANSITION QUARTER UNDISBURSED FUNDS									
	NO YEAR 13	0800	(4,304,613.17)	2,279,000.00	-	-	2,924,086.68	-	3,659,526.49
	SUBTOTAL TRANSITION QUARTER		(4,304,613.17)	2,279,000.00	-	-	2,924,086.68	-	3,659,526.49
ACCOUNTS RECEIVABLE			118,322.48	-	-	-	-784,799.95	-	903,122.43
FUND EQUITIES:									
UNOBLIGATED BALANCE			-1,072,755.14	-	-	-	-992,059.06	-	-80,696.08
ACCOUNTS PAYABLE			-195,020.26	-	-	-	72,002.16	-	-267,022.42
UNDELIVERED ORDERS			-1,616,555.41	-	-	-	2,598,375.01	-	-4,214,930.42
	SUBTOTAL 13	0800	-0-	10,997,000.00	-	-	10,103,481.84	893,518.16	-0-
TOTAL, NATIONAL FIRE PREVENTION AND CONTROL ADMINISTRATION FY 1976 . . . . .			-	8,718,000.00	-	-	7,179,395.16	-	-
TOTAL, NATIONAL FIRE PREVENTION AND CONTROL ADMINISTRATION T.O. . . . .			-	2,279,000.00	-	-	2,924,086.68	893,518.16	-
PATENT AND TRADEMARK OFFICE									
GENERAL FUND ACCOUNTS									
SALARIES AND EXPENSES, PATENT AND TRADEMARK OFFICE									
FUND RESOURCES:									
UNDISBURSED FUNDS									
	1976 13	1006	-	85,350,000.00	-	-	77,942,228.78	-	(7,407,771.22)
	1975		6,795,769.57	-	-	-	6,211,188.61	-	(584,580.96)
	PRIOR YEARS		461,133.64	-	-	-	1,642.51	-	(459,491.13)
	SUBTOTAL FY 1976		7,256,903.21	85,350,000.00	-	-	84,155,059.90	-	(8,451,843.31)
TRANSITION QUARTER UNDISBURSED FUNDS									
	1976 13	1006	(7,407,771.22)	21,544,000.00	-	-	19,843,445.34	58,002.59	9,050,323.29
	1975		(584,580.96)	-	-	-	43,235.41	125,768.77	415,576.78
	PRIOR YEARS		(459,491.13)	-	-	-	-1,273.22	22,137.19	438,627.16
	SUBTOTAL TRANSITION QUARTER		(8,451,843.31)	21,544,000.00	-	-	19,885,407.53	205,908.55	9,904,527.23
ACCOUNTS RECEIVABLE			393,339.48	-	-	-	-	279,588.30	113,751.18
FUND EQUITIES:									
UNOBLIGATED BALANCE			-4,409,761.65	-	-	-	-	60,691.60	-4,470,453.25
ACCOUNTS PAYABLE			-3,240,481.04	-	-	-	-	2,307,344.12	-5,547,825.16
UNDELIVERED ORDERS			-0-	-	-	-	-	-	-0-
	SUBTOTAL 13	1006	-0-	106,894,000.00	-	-	104,040,467.43	2,853,532.57	-0-
TOTAL, PATENT AND TRADEMARK OFFICE FY 1976 . . . . .			-	85,350,000.00	-	-	84,155,059.90	-	-
TOTAL, PATENT AND TRADEMARK OFFICE T.O. . . . .			-	21,544,000.00	-	-	19,885,407.53	2,853,532.57	-

Appropriations, Outlays, and Balances - Continued

Appropriation or Fund Account		Account symbol			Balances beginning of fiscal year 1/	Appropriations and other obligatory authority 2/	Transfers, borrowings, and investments (net) 3/	Outlays (net)	Balances withdrawn and other transactions 4/	Balances end of fiscal year 5/
Title	Period of availability	Dept. Reg	Account No	Sub. No.						
SCIENCE AND TECHNOLOGY-CONTINUED										
SCIENCE AND TECHNICAL RESEARCH										
GENERAL FUND ACCOUNTS										
SCIENCE AND TECHNICAL RESEARCH SERVICES, SCIENCE AND TECHNICAL RESEARCH										
FUND RESOURCES:										
UNDISBURSED FUNDS	NO YEAR 13		0500		\$27,685,749.29	\$62,619,000.00	- - - - -	\$67,171,308.27	- - - - -	(\$23,133,441.02)
TRANSFER TO:										
GENERAL SERVICES ADMINISTRATION	NO YEAR 47 13		0500		17,514.08	- - - - -	- - - - -	12,196.93	- - - - -	(5,317.15)
	SubTOTAL FY 1976				27,703,263.37	62,619,000.00	- - - - -	67,183,505.20	- - - - -	(23,138,758.17)
TRANSITION QUARTER										
UNDISBURSED FUNDS										
	NO YEAR 13		0500		(23,133,441.02)	16,410,000.00	- - - - -	17,769,472.17	- - - - -	21,773,968.85
TRANSFER TO:										
GENERAL SERVICES ADMINISTRATION	NO YEAR 47 13		0500		(5,317.15)	- - - - -	- - - - -	- - - - -	- - - - -	5,317.15
	SubTOTAL TRANSITION QUARTER				(23,138,758.17)	16,410,000.00	- - - - -	17,769,472.17	- - - - -	21,779,286.00
ACCOUNTS RECEIVABLE UNFULFILLED CUSTOMER ORDERS										
					338,023.42	- - - - -	- - - - -	\$181,719.54	- - - - -	156,303.88
					1,498.55	- - - - -	- - - - -	1,498.55	- - - - -	- - - - -
FUND EQUITIES:										
UNOBLIGATED BALANCE					-8,817,419.31	- - - - -	- - - - -	-5,231,626.34	- - - - -	-3,585,792.97
ACCOUNTS PAYABLE					-7,645,149.05	- - - - -	- - - - -	-284,883.66	- - - - -	-7,360,265.39
UNDELIVERED ORDERS					-11,580,216.98	- - - - -	- - - - -	-590,685.46	- - - - -	-10,989,531.52
	SubTOTAL 13		0500		-0-	79,029,000.00	- - - - -	84,952,977.37	-5,923,977.37	-0-
RESEARCH AND TECHNICAL SERVICES, NATIONAL BUREAU OF STANDARDS										
FUND RESOURCES:										
UNDISBURSED FUNDS	PRIOR YEARS 13		0651		258,591.68	- - - - -	- - - - -	112,968.55	- - - - -	(145,623.13)
	SubTOTAL FY 1976				258,591.68	- - - - -	- - - - -	112,968.55	- - - - -	(145,623.13)
TRANSITION QUARTER										
UNDISBURSED FUNDS										
	PRIOR YEARS 13		0651		(145,623.13)	- - - - -	- - - - -	14,880.79	37,196.21	93,546.13
	SubTOTAL TRANSITION QUARTER				(145,623.13)	- - - - -	- - - - -	14,880.79	37,196.21	93,546.13
FUND EQUITIES:										
ACCOUNTS PAYABLE					-9,547.16	- - - - -	- - - - -	-937.37	- - - - -	-8,609.79
UNDELIVERED ORDERS					-249,044.52	- - - - -	- - - - -	-164,108.18	- - - - -	-84,936.34
	SubTOTAL 13		0651		-0-	- - - - -	- - - - -	127,849.34	-127,849.34	-0-
PLANT AND FACILITIES, NATIONAL BUREAU OF STANDARDS										
FUND RESOURCES:										
UNDISBURSED FUNDS	NO YEAR 13		0652		- - - - -	- - - - -	- - - - -	-540.00	- - - - -	(540.00)
	SubTOTAL FY 1976				- - - - -	- - - - -	- - - - -	-540.00	- - - - -	(540.00)
TRANSITION QUARTER										
UNDISBURSED FUNDS										
	NO YEAR 13		0652		(540.00)	- - - - -	- - - - -	-540.00	- - - - -	1,080.00
	SubTOTAL TRANSITION QUARTER				(540.00)	- - - - -	- - - - -	-540.00	- - - - -	1,080.00
FUND EQUITIES:										
ACCOUNTS PAYABLE					- - - - -	- - - - -	- - - - -	- - - - -	1,080.00	-1,080.00
	SubTOTAL 13		0652		-0-	- - - - -	- - - - -	-1,080.00	1,080.00	-0-
CONSTRUCTION OF FACILITIES, NATIONAL BUREAU OF STANDARDS										
FUND RESOURCES:										
UNDISBURSED FUNDS	NO YEAR 13		0653		216,696.11	- - - - -	- - - - -	50,903.64	- - - - -	(165,792.47)
	SubTOTAL FY 1976				216,696.11	- - - - -	- - - - -	50,903.64	- - - - -	(165,792.47)
TRANSITION QUARTER										
UNDISBURSED FUNDS										
	NO YEAR 13		0653		(165,792.47)	- - - - -	- - - - -	4,259.16	- - - - -	161,533.31
	SubTOTAL TRANSITION QUARTER				(165,792.47)	- - - - -	- - - - -	4,259.16	- - - - -	161,533.31
FUND EQUITIES:										
UNOBLIGATED BALANCE					-178,487.28	- - - - -	- - - - -	-21,409.86	- - - - -	-157,077.42
ACCOUNTS PAYABLE					-15,192.21	- - - - -	- - - - -	-10,736.32	- - - - -	-4,455.89
UNDELIVERED ORDERS					-23,016.62	- - - - -	- - - - -	-23,016.62	- - - - -	- - - - -
	SubTOTAL 13		0653		-0-	- - - - -	- - - - -	55,162.80	-55,162.80	-0-
CILIAN INDUSTRIAL TECHNOLOGY, COMMERCE										
FUND RESOURCES:										
UNDISBURSED FUNDS	NO YEAR 13		0141		12,555.49	- - - - -	- - - - -	- - - - -	- - - - -	(12,555.49)
	SubTOTAL FY 1976				12,555.49	- - - - -	- - - - -	- - - - -	- - - - -	(12,555.49)
TRANSITION QUARTER										
UNDISBURSED FUNDS										
	NO YEAR 13		0141		(12,555.49)	- - - - -	- - - - -	- - - - -	- - - - -	12,555.49
	SubTOTAL TRANSITION QUARTER				(12,555.49)	- - - - -	- - - - -	- - - - -	- - - - -	12,555.49
FUND EQUITIES:										
UNOBLIGATED BALANCE					-12,555.49	- - - - -	- - - - -	- - - - -	- - - - -	-12,555.49
	SubTOTAL 13		0141		-0-	- - - - -	- - - - -	- - - - -	- - - - -	-0-

INTRAGOVERNMENTAL FUNDS

WORKING CAPITAL FUND, NATIONAL

BUREAU OF STANDARDS

FUND RESOURCES:

UNDISBURSED FUNDS		NO YEAR 13	4650	19,558,761.25	2,085,000.00	-	7,172,909.64	-	(14,470,851.61)
	SUBTOTAL	FY 1976		19,558,761.25	2,085,000.00	-	7,172,909.64	-	(14,470,851.61)
TRANSITION QUARTER		NO YEAR 13	4650	(14,470,851.61)	343,000.00	-	-6,024,059.63	-	20,837,911.24
UNDISBURSED FUNDS				(14,470,851.61)	343,000.00	-	-6,024,059.63	-	20,837,911.24
	SUBTOTAL	TRANSITION QUARTER		20,583,269.25	-	-	-412,235.60	-	20,995,504.85
ACCOUNTS RECEIVABLE				33,574,071.34	-	-	-2,637,955.51	-	36,212,026.85
UNFILLED CUSTOMER ORDERS				-	-	-	-	-	-
FUND EQUITIES:				-	-	-	-	-	-
UNOBLIGATED BALANCE				-6,726,291.83	-	-	-	2,772,554.20	-9,498,846.03
ACCOUNTS PAYABLE				-44,778,732.04	-	-	-	707,426.75	-45,486,158.79
UNDELIVERED ORDERS				-22,211,077.97	-	-	-	849,360.15	-23,060,438.12
	SUBTOTAL	13	4650	-0-	2,428,000.00	-	1,148,850.01	1,279,149.99	-0-

CONSOLIDATED WORKING FUND, COMMERCE, SCIENCE AND TECHNICAL RESEARCH

FUND RESOURCES:

UNDISBURSED FUNDS		NO YEAR 13	3950	2,867,235.51	-	-	-3,043,309.66	-	(5,910,545.17)
	SUBTOTAL	FY 1976		2,867,235.51	-	-	-3,043,309.66	-	(5,910,545.17)
TRANSITION QUARTER		NO YEAR 13	3950	(5,910,545.17)	-	-	1,163,208.05	-	4,747,337.12
UNDISBURSED FUNDS				(5,910,545.17)	-	-	1,163,208.05	-	4,747,337.12
	SUBTOTAL	TRANSITION QUARTER		-	-	-	-	-	-
FUND EQUITIES:				-	-	-	-	-	-
UNOBLIGATED BALANCE				-1,025,584.71	-	-	-	-327,034.17	-698,550.54
ACCOUNTS PAYABLE				-597,744.34	-	-	-	1,880,102.61	-2,477,846.95
UNDELIVERED ORDERS				-1,243,906.46	-	-	-	327,033.17	-1,570,939.63
	SUBTOTAL	13	3950	-0-	-	-	-1,880,101.61	1,880,101.61	-0-

TRUST FUND ACCOUNTS

INFORMATION PRODUCTS AND SERVICES, NATIONAL TECHNICAL INFORMATION SERVICE

FUND RESOURCES:

UNDISBURSED FUNDS		NO YEAR 13	8546	2,078,158.92	12,196,873.33	-	10,315,056.73	-	(3,959,975.52)
	SUBTOTAL	FY 1976		2,078,158.92	12,196,873.33	-	10,315,056.73	-	(3,959,975.52)
TRANSITION QUARTER		NO YEAR 13	8546	(3,959,975.52)	4,656,917.97	-	5,238,673.21	-	3,378,220.28
UNDISBURSED FUNDS				(3,959,975.52)	4,656,917.97	-	5,238,673.21	-	3,378,220.28
	SUBTOTAL	TRANSITION QUARTER		-	-	-	-	-	-
FUND EQUITIES:				-	-	-	-	-	-
UNOBLIGATED BALANCE				-266,678.15	-	-	-	499,519.04	-766,197.19
ACCOUNTS PAYABLE				-1,429,185.09	-	-	-	103,683.75	-1,532,868.84
UNDELIVERED ORDERS				-382,295.68	-	-	-	696,858.57	-1,079,154.25
	SUBTOTAL	13	8546	-0-	16,853,791.30	-	15,553,729.94	1,300,061.36	-0-

TOTAL, SCIENCE AND TECHNICAL RESEARCH FY 1976 . . . . .

				-	76,900,873.33	-	81,791,494.10	-	-
--	--	--	--	---	---------------	---	---------------	---	---

TOTAL, SCIENCE AND TECHNICAL RESEARCH T.Q. . . . .

				-	21,409,917.97	-	18,165,893.75	-1,646,596.55	-
--	--	--	--	---	---------------	---	---------------	---------------	---

TOTAL, SCIENCE AND TECHNOLOGY FY 1976 . . . . .

				-	713,781,443.97	-	700,274,310.69	-	-
--	--	--	--	---	----------------	---	----------------	---	---

TOTAL, SCIENCE AND TECHNOLOGY T.Q. . . . .

				-	196,724,781.27	-	179,479,417.45	30,752,497.10	-
--	--	--	--	---	----------------	---	----------------	---------------	---

OCEAN SHIPPING

MARITIME ADMINISTRATION

GENERAL FUND ACCOUNTS

SHIP CONSTRUCTION, MARITIME ADMINISTRATION

FUND RESOURCES:

UNDISBURSED FUNDS		NO YEAR 13	1708	827,991,662.04	195,000,000.00	-	202,713,258.44	-	(820,278,403.60)
	SUBTOTAL	FY 1976		827,991,662.04	195,000,000.00	-	202,713,258.44	-	(820,278,403.60)
TRANSITION QUARTER		NO YEAR 13	1708	(820,278,403.60)	18,000,000.00	-	41,949,552.53	-	796,328,851.07
UNDISBURSED FUNDS				(820,278,403.60)	18,000,000.00	-	41,949,552.53	-	796,328,851.07
	SUBTOTAL	TRANSITION QUARTER		-	-	-	-	-	-
FUND EQUITIES:				-	-	-	-	-	-
UNOBLIGATED BALANCE				-236,010,661.22	-	-	-	111,800,580.09	-347,811,241.31
ACCOUNTS PAYABLE				-11,526,722.67	-	-	-	23,881,197.35	-35,407,920.02
UNDELIVERED ORDERS				-580,454,278.15	-	-	-	-167,344,588.41	-413,109,689.74
	SUBTOTAL	13	1708	-0-	213,000,000.00	-	244,662,810.97	-31,662,810.97	-0-

FOOTNOTES AT END OF CHAPTER

Appropriations, Outlays, and Balances - Continued

Appropriation or Fund Account		Account symbol			Balances beginning of fiscal year 1/	Appropriations and other obligational authority 2/	Transfers, borrowings, and investments (net) 2/	Outlays (net)	Balances withdrawn and other transactions 4/	Balances end of fiscal year 5/
Title	Period of availability	Dept. Reg.	Account No.	Sub. No.						
OCEAN SHIPPING-CONTINUED										
MARITIME ADMINISTRATION-CONTINUED										
GENERAL FUND ACCOUNTS-CONTINUED										
OPERATING-DIFFERENTIAL SUBSIDIES, LIQUIDATION OF CONTRACT AUTHORITY, MARITIME ADMINISTRATION										
FUND RESOURCES:										
UNDISBURSED FUNDS	NO YEAR 13		1709		\$18,014.61	\$315,936,000.00	-	\$301,107,997.32	-	(\$14,846,017.29)
UNFUNDED CONTRACT AUTHORITY	NO YEAR 13		1709		114,636,075.03	15,382,433,058.00	-	-	16,527,740,243.31	(104,133,260.34)
					114,654,089.64	277,692,942.00	-	301,107,997.32	-27,740,243.31	(118,979,277.63)
	SUBTOTAL FY 1976									
TRANSITION QUARTER										
UNDISBURSED FUNDS	NO YEAR 13		1709		(14,846,017.29)	70,582,000.00	-	85,326,021.42	-	101,995.87
UNFUNDED CONTRACT AUTHORITY	NO YEAR 13		1709		(104,133,260.34)	175,362,116.00	-	-	168,269,169.88	101,226,206.46
					(118,979,277.63)	75,944,116.00	-	85,326,021.42	8,269,169.88	101,328,202.33
	SUBTOTAL TRANSITION QUARTER									
FUND EQUITIES:										
ACCOUNTS PAYABLE					-114,654,089.64	-	-	-	-13,325,887.31	-101,328,202.33
	SUBTOTAL 13		1709		-0-	353,637,058.00	-	386,434,018.74	-32,796,960.74	-0-
RESEARCH AND DEVELOPMENT, MARITIME ADMINISTRATION										
FUND RESOURCES:										
UNDISBURSED FUNDS	NO YEAR 13		1716		40,443,133.78	12,000,000.00	-	22,408,092.96	-	(30,035,040.82)
	SUBTOTAL FY 1976				40,443,133.78	12,000,000.00	-	22,408,092.96	-	(30,035,040.82)
TRANSITION QUARTER										
UNDISBURSED FUNDS	NO YEAR 13		1716		(30,035,040.82)	4,000,000.00	-	4,155,914.31	-	29,879,126.51
	SUBTOTAL TRANSITION QUARTER				(30,035,040.82)	4,000,000.00	-	4,155,914.31	-	29,879,126.51
FUND EQUITIES:										
UNOBLIGATED BALANCE					-8,536,057.56	-	-	-	-6,265,638.33	-2,270,419.23
ACCOUNTS PAYABLE					-11,911,149.48	-	-	-	-1,855,693.01	-10,055,456.47
UNDELIVERED ORDERS					-19,995,926.74	-	-	-	-2,442,675.93	-17,553,250.81
	SUBTOTAL 13		1716		-0-	16,000,000.00	-	26,564,007.27	-10,564,007.27	-0-
SALARIES AND EXPENSES, MARITIME ADMINISTRATION										
FUND RESOURCES:										
UNDISBURSED FUNDS	1975 13		1700		-396.28	-	-	-396.28	-	-
	PRIOR YEARS				193,722.62	-	-	10,536.85	-	(183,185.77)
	SUBTOTAL FY 1976				193,326.34	-	-	10,140.57	-	(183,185.77)
TRANSITION QUARTER										
UNDISBURSED FUNDS	1975 13		1700		-	-	-	-	-	-
	PRIOR YEARS				(183,185.77)	-	-	147.47	183,038.30	-
	SUBTOTAL TRANSITION QUARTER				(183,185.77)	-	-	147.47	183,038.30	-
ACCOUNTS RECEIVABLE					396.28	-	-	-	396.28	-
FUND EQUITIES:										
ACCOUNTS PAYABLE					-182,477.03	-	-	-	-182,477.03	-
UNDELIVERED ORDERS					-11,245.59	-	-	-	-11,245.59	-
	SUBTOTAL 13		1700		-0-	-	-	10,288.04	-10,288.04	-0-
MARITIME TRAINING, MARITIME ADMINISTRATION										
FUND RESOURCES:										
UNDISBURSED FUNDS	PRIOR YEARS 13		1707		1,680.86	-	-	582.66	-	(1,098.20)
	SUBTOTAL FY 1976				1,680.86	-	-	582.66	-	(1,098.20)
TRANSITION QUARTER										
UNDISBURSED FUNDS	PRIOR YEARS 13		1707		(1,098.20)	-	-	-	1,098.20	-
	SUBTOTAL TRANSITION QUARTER				(1,098.20)	-	-	-	1,098.20	-
ACCOUNTS RECEIVABLE					746.15	-	-	-	746.15	-
FUND EQUITIES:										
UNDELIVERED ORDERS					-2,427.01	-	-	-	-2,427.01	-
	SUBTOTAL 13		1707		-0-	-	-	582.66	-582.66	-0-
OPERATIONS AND TRAINING, MARITIME ADMINISTRATION										
FUND RESOURCES:										
UNDISBURSED FUNDS	NO YEAR 13		1750		7,810,852.03	45,900,000.00	-	44,334,609.72	-	(9,376,242.31)
	SUBTOTAL FY 1976				7,810,852.03	45,900,000.00	-	44,334,609.72	-	(9,376,242.31)
TRANSITION QUARTER										
UNDISBURSED FUNDS	NO YEAR 13		1750		(9,376,242.31)	11,656,000.00	-	11,173,322.50	-	9,858,919.81
	SUBTOTAL TRANSITION QUARTER				(9,376,242.31)	11,656,000.00	-	11,173,322.50	-	9,858,919.81
ACCOUNTS RECEIVABLE					297,009.57	-	-	-	-102,503.54	399,513.11
FUND EQUITIES:										
UNOBLIGATED BALANCE					-1,376,378.64	-	-	-	-857,806.56	-518,572.08
ACCOUNTS PAYABLE					-2,478,353.91	-	-	-	-577,825.74	-1,900,528.17
UNDELIVERED ORDERS					-4,253,129.05	-	-	-	3,586,203.62	-7,839,332.67
	SUBTOTAL 13		1750		-0-	57,556,000.00	-	55,507,932.22	2,048,067.78	-0-

PUBLIC ENTERPRISE FUNDS

FEDERAL SHIP FINANCING FUND, REVOLVING FUND, MARITIME ADMINISTRATION									
FUND RESOURCES:									
UNDISBURSED FUNDS	NO YEAR 13	4301	295,744.06	- - - - -	- \$22,227,000.00	-22,905,480.10	- - - - -	(974,224.16)	
INVESTMENTS IN PUBLIC DEBT SECURITIES			71,417,000.00	- - - - -	22,227,000.00	- - - - -	- - - - -	(93,644,000.00)	
	SUBTOTAL FY 1976		71,712,744.06	- - - - -	- - - - -	-22,905,480.10	- - - - -	(94,618,224.16)	
TRANSITION QUARTER									
UNDISBURSED FUNDS	NO YEAR 13	4301	(974,224.16)	- - - - -	-4,530,000.00	-4,770,207.30	- - - - -	1,214,431.46	
INVESTMENTS IN PUBLIC DEBT SECURITIES			(93,644,000.00)	- - - - -	4,530,000.00	- - - - -	- - - - -	98,174,000.00	
	SUBTOTAL TRANSITION QUARTER		(94,618,224.16)	- - - - -	- - - - -	-4,770,207.30	- - - - -	99,388,431.46	
ACCOUNTS RECEIVABLE			1,017,778.36	- - - - -	- - - - -	- - - - -	-5,314,385.69	6,332,164.05	
FUND EQUITIES:									
UNOBLIGATED BALANCE			-60,319,360.96	- - - - -	- - - - -	- - - - -	21,018,668.50	18-81,338,029.46	
ACCOUNTS PAYABLE			-12,411,161.46	- - - - -	- - - - -	- - - - -	11,971,404.59	-24,382,566.05	
	SUBTOTAL 13	4301	-0-	- - - - -	- - - - -	-27,075,687.40	27,675,687.40	-0-	
VESSEL OPERATIONS REVOLVING FUND, MARITIME ADMINISTRATION									
FUND RESOURCES:									
UNDISBURSED FUNDS	NO YEAR 13	4303	16,370,721.25	- - - - -	- - - - -	41,826.17	- - - - -	(16,328,895.08)	
	SUBTOTAL FY 1976		16,370,721.25	- - - - -	- - - - -	41,826.17	- - - - -	(16,328,895.08)	
TRANSITION QUARTER									
UNDISBURSED FUNDS	NO YEAR 13	4303	(16,328,895.08)	- - - - -	- - - - -	97,366.14	- - - - -	16,231,528.94	
	SUBTOTAL TRANSITION QUARTER		(16,328,895.08)	- - - - -	- - - - -	97,366.14	- - - - -	16,231,528.94	
ACCOUNTS RECEIVABLE			435,441.28	- - - - -	- - - - -	- - - - -	58,433.64	377,007.64	
FUND EQUITIES:									
UNOBLIGATED BALANCE			-16,554,594.02	- - - - -	- - - - -	- - - - -	-201,365.02	-16,353,229.00	
ACCOUNTS PAYABLE			-250,118.51	- - - - -	- - - - -	- - - - -	3,739.07	-253,857.58	
UNDELIVERED ORDERS			-1,450.00	- - - - -	- - - - -	- - - - -	- - - - -	-1,450.00	
	SUBTOTAL 13	4303	-0-	- - - - -	- - - - -	139,192.31	-139,192.31	-0-	
WAR-RISK INSURANCE REVOLVING FUND, MARITIME ADMINISTRATION									
FUND RESOURCES:									
UNDISBURSED FUNDS	NO YEAR 13	4302	33,160.64	- - - - -	-400,000.00	-400,807.69	- - - - -	(33,968.33)	
INVESTMENTS IN PUBLIC DEBT SECURITIES			6,281,000.00	- - - - -	400,000.00	- - - - -	- - - - -	(6,681,000.00)	
	SUBTOTAL FY 1976		6,314,160.64	- - - - -	- - - - -	-400,807.69	- - - - -	(6,714,968.33)	
TRANSITION QUARTER									
UNDISBURSED FUNDS	NO YEAR 13	4302	(33,968.33)	- - - - -	-115,000.00	-93,640.85	- - - - -	12,609.18	
INVESTMENTS IN PUBLIC DEBT SECURITIES			(6,681,000.00)	- - - - -	115,000.00	- - - - -	- - - - -	6,796,000.00	
	SUBTOTAL TRANSITION QUARTER		(6,714,968.33)	- - - - -	- - - - -	-93,640.85	- - - - -	6,808,609.18	
ACCOUNTS RECEIVABLE			112,512.59	- - - - -	- - - - -	- - - - -	-13,372.20	125,884.79	
FUND EQUITIES:									
UNOBLIGATED BALANCE			-6,376,553.34	- - - - -	- - - - -	- - - - -	536,702.66	-6,913,256.00	
ACCOUNTS PAYABLE			-15,094.89	- - - - -	- - - - -	- - - - -	6,143.08	-21,237.97	
UNDELIVERED ORDERS			-35,025.00	- - - - -	- - - - -	- - - - -	-35,025.00	- - - - -	
	SUBTOTAL 13	4302	-0-	- - - - -	- - - - -	-494,448.54	494,448.54	-0-	
INTRAGOVERNMENTAL FUNDS									
CONSOLIDATED WORKING FUND, COMMERCE, MARITIME ADMINISTRATION									
FUND RESOURCES:									
UNDISBURSED FUNDS	NO YEAR 13	3917	487,479.44	- - - - -	- - - - -	401,213.36	- - - - -	(86,266.08)	
	1976		- - - - -	- - - - -	- - - - -	-152,000.00	- - - - -	(152,000.00)	
	1975		125,000.00	- - - - -	- - - - -	- - - - -	- - - - -	(125,000.00)	
	1974		6,970.25	- - - - -	- - - - -	- - - - -	- - - - -	(6,970.25)	
	SUBTOTAL FY 1976		619,449.69	- - - - -	- - - - -	249,213.36	- - - - -	(370,236.33)	
TRANSITION QUARTER									
UNDISBURSED FUNDS	NO YEAR 13	3917	(86,266.08)	- - - - -	- - - - -	22,852.00	- - - - -	63,414.08	
	1976		(152,000.00)	- - - - -	- - - - -	- - - - -	- - - - -	152,000.00	
	1975		(125,000.00)	- - - - -	- - - - -	- - - - -	- - - - -	125,000.00	
	1974		(6,970.25)	- - - - -	- - - - -	- - - - -	6,970.25	- - - - -	
	SUBTOTAL TRANSITION QUARTER		(370,236.33)	- - - - -	- - - - -	22,852.00	6,970.25	340,414.08	
FUND EQUITIES:									
UNOBLIGATED BALANCE			-259,067.00	- - - - -	- - - - -	- - - - -	-234,046.92	-25,020.08	
ACCOUNTS PAYABLE			-202,442.14	- - - - -	- - - - -	- - - - -	-202,442.14	- - - - -	
UNDELIVERED ORDERS			-157,940.55	- - - - -	- - - - -	- - - - -	157,453.45	-315,394.00	
	SUBTOTAL 13	3917	-0-	- - - - -	- - - - -	272,065.36	-272,065.36	-0-	

Appropriations, Outlays, and Balances - Continued

Appropriation or Fund Account		Account symbol			Balances beginning of fiscal year 1/	Appropriations and other obligational authority 2/	Transfers, borrowings, and investments (net) 2/	Outlays (net)	Balances withdrawn and other transactions 4/	Balances end of fiscal year 5/	
Title	Period of availability	Dept. Reg.	Tr. From	Account No.							Sub. No.
OCEAN SHIPPING-CONTINUED											
MARITIME ADMINISTRATION-CONTINUED											
TRUST FUND ACCOUNTS											
SPECIAL STUDIES, SERVICES AND PROJECTS,											
MARITIME ADMINISTRATION											
FUND RESOURCES:											
UNDISBURSED FUNDS	NO YEAR 13			8547		\$23,001.50	\$14,348.44	---	\$19,175.96	---	(\$18,173.98)
	Subtotal FY 1976					23,001.50	14,348.44	---	19,175.96	---	(18,173.98)
TRANSITION QUARTER	NO YEAR 13			8547		(18,173.98)	80,625.00	---	12,843.92	---	85,955.06
UNDISBURSED FUNDS	Subtotal Transition Quarter					(18,173.98)	80,625.00	---	12,843.92	---	85,955.06
ACCOUNTS RECEIVABLE						14,579.50	---	---	---	\$14,579.50	---
FUND EQUITIES:											
UNOBLIGATED BALANCE						-26,581.00	---	---	---	41,201.10	-67,782.10
ACCOUNTS PAYABLE						---	---	---	---	2,842.00	-2,842.00
UNDELIVERED ORDERS						-11,000.00	---	---	---	4,330.96	-15,330.96
	Subtotal 13			8547		-0-	94,973.44	---	32,019.88	62,953.56	-0-
TOTAL, MARITIME ADMINISTRATION FY 1976						---	530,607,290.44	---	547,578,609.37	-27,740,243.31	---
TOTAL, MARITIME ADMINISTRATION T.Q.						---	109,680,741.00	---	137,874,172.14	-17,424,506.76	---
TOTAL, OCEAN SHIPPING FY 1976						---	530,607,290.44	---	547,578,609.37	-27,740,243.31	---
TOTAL, OCEAN SHIPPING T.Q.						---	109,680,741.00	---	137,874,172.14	-17,424,506.76	---
DEDUCTIONS FOR OFFSETTING RECEIPTS <sup>19</sup>											
PROPRIETARY RECEIPTS FROM THE PUBLIC						---	-52,776,043.72	---	-52,776,043.72	---	---
INTRABUDGETARY TRANSACTIONS						---	-63,915,789.98	---	-63,915,789.98	---	---
TRANSITION QUARTER PROPRIETARY RECEIPTS FROM THE PUBLIC						---	-13,720,158.72	---	-13,720,158.72	---	---
INTRABUDGETARY TRANSACTIONS						---	-16,632,444.84	---	-16,632,444.84	---	---
TOTAL FY 1976						---	-116,691,833.70	---	-116,691,833.70	---	---
TOTAL T.Q.						---	-30,352,603.56	---	-30,352,603.56	---	---
TOTAL, DEPARTMENT OF COMMERCE FY 1976						---	2,252,182,507.21	---	2,020,004,684.11	-27,740,243.31	---
TOTAL, DEPARTMENT OF COMMERCE T.Q.						---	465,962,999.45	---	533,952,304.10	191,928,761.76	---

## Appropriations, Outlays, and Balances

- 1 Amounts in parentheses represent non-add balances at the end of fiscal year 1976 and at the beginning of the transition quarter. Obligation data is shown at the beginning of fiscal year 1976 and at the end of the transition quarter only.
- 2 The amounts in this column, unless otherwise footnoted, represent appropriations, increases in borrowing authority or new contract authority. Appropriation accounts with appropriation transfer activity are presented in Table 1 (Appropriations and appropriation transfers) at the end of the chapter. For further detail on appropriations, increases in borrowing authority and new contract authority; see Tables 1, 3 and 7 respectively in Part Four - Information Tables.
- 3 For detail of transfer activity by account see Table 2 (Transfers - Other than Appropriation Transfers) at end of chapter. Amounts not appearing in Table 2, unless otherwise footnoted, represent transfers of obligated balances from lapsed appropriations to merged prior-year accounts pursuant to 31 U.S.C. 701, borrowings (net) or investments (net).
- 4 The amounts in this column, unless otherwise footnoted, represent unobligated balances withdrawn or restored pursuant to 31 U.S.C. 701 and changes in unfilled customer orders, accounts receivable, accounts payable, undelivered orders and unobligated balances.

5	Unobligated balance represents no-year or unexpired multiple-year account unless otherwise footnoted.	
6	Subject to disposition by the administrative agency.	
7	Includes \$53,822.60 that is unobligated - unavailable.	
8	Activity transferred to Bureau of the Census, Department of Commerce.	
9	Activity transferred from Social and Economic Statistics Administration, Department of Commerce.	
10	Opening balance has been adjusted by \$11,604.81 during the current fiscal year to include activity transferred from account 130401, Salaries and Expenses, Social and Economic Statistics Administration.	
11	Opening balance has been adjusted by \$41.41 during the current fiscal year to include activity transferred from account 130401, Salaries and Expenses, Social and Economic Statistics Administration.	
12	Transfer of obligated balance from lapsed appropriation to merged prior-year account pursuant to 31 U.S.C. 701.	
	Account	Amount
	1342030	\$50,872,770.35
	1342100(20)	79,050.35
	12-1342100	466,000.00

- 13 Transfer of obligated balance to merged prior-year account from lapsed appropriation pursuant to 31 U.S.C. 701.
 

	Account	Amount
	13M2030	\$50,872,770.35
- 14 Unobligated - unavailable.
- 15 Represents:
 

New contract authority----		\$277,692,942.00
Appropriations to liquidate.-----		-315,936,000.00
- 16 For further detail see Table 7 - Part Four - Information Tables.
- 17 Represents:
 

New contract authority----		\$75,944,116.00
Appropriations to liquidate.-----		-70,582,000.00
- 18 Includes \$16,049,697.53 which is subject to disposition by the administrative agency.
- 19 For detail by account see Table C - "Receipts by Organizational Unit."



TABLE 1 - APPROPRIATIONS AND APPROPRIATION TRANSFERS

Account Symbol	Net Appropriations and Appropriation Transfers	Appropriation Amount	Net Appropriation Transfers	Detail of Appropriation Transfers		
				Accounts Involved	Amount From, Or To (-)	Citation of Law
1360120	\$13,283,000.00	\$12,974,000.00	\$309,000.00	1360401	\$157,000.00	15 USC 1516, 31 USC 581c(a)
				13X0450	67,000.00	15 USC 1516, 31 USC 581c(a)
				13X1450	85,000.00	5 App. USC 531
1361900	2,090,000.00	46,000.00	2,044,000.00	13X1250	2,044,000.00	15 USC 1513
1360401	44,060,737.99	53,090,000.00	-9,029,262.01	1360120	-157,000.00	15 USC 1516, 31 USC 581c(a)
				1361500	-8,872,262.01	15 USC 1516, 31 USC 581c(a)
13X0450	33,853,000.00	33,920,000.00	-67,000.00	1360120	-67,000.00	15 USC 1516, 31 USC 581c(a)
1361500	9,172,262.01	300,000.00	8,872,262.01	1360401	8,872,262.01	15 USC 1516, 31 USC 581c(a)
13X2051		1,000,000.00	-1,000,000.00	13X2100	-1,000,000.00	89 STAT. 229
13X2100	64,068,000.00	63,068,000.00	1,000,000.00	13X2051	1,000,000.00	89 STAT. 229
13X1250	60,527,000.00	62,555,000.00	-2,028,000.00	1360700	16,000.00	15 USC 1516, 31 USC 581c(a)
				1361900	-2,044,000.00	15 USC 1513
1360700	12,799,000.00	12,815,000.00	-16,000.00	13X1250	-16,000.00	15 USC 1516, 31 USC 581c(a)
13X1450	503,071,477.17	503,156,477.17	-85,000.00	1360120	-85,000.00	5 App. USC 531
13X5139	8,820,794.00		8,820,794.00	12X5209	8,820,794.00	15 USC 713c-3
13X0500	62,619,000.00	64,704,000.00	-2,085,000.00	13X4650	-2,085,000.00	89 STAT. 626
13X4650	2,085,000.00		2,085,000.00	13X0500	2,085,000.00	89 STAT. 626
<b>TOTAL (FY)</b>	<b>\$816,449,271.17</b>	<b>\$807,628,477.17</b>	<b>\$8,820,794.00</b>		<b>\$8,820,794.00</b>	
1360120	\$3,324,000.00	\$3,283,000.00	\$41,000.00	1360401	\$37,000.00	15 USC 1516
				13X0450	20,000.00	15 USC 1516
				13X1450	-16,000.00	31 USC 686,686-1
1361900	527,000.00	16,000.00	511,000.00	13X1250	511,000.00	15 USC 1513
1360401	10,921,000.00	13,932,000.00	-3,011,000.00	1360120	-37,000.00	15 USC 1516
				1361500	-2,974,000.00	15 USC 1516
13X0450	9,942,000.00	9,962,000.00	-20,000.00	1360120	-20,000.00	15 USC 1516
1361500	3,089,000.00	115,000.00	2,974,000.00	1360401	2,974,000.00	15 USC 1516
13X1250	15,289,000.00	15,796,000.00	-507,000.00	1360700	4,000.00	15 USC 1516
				1361900	-511,000.00	15 USC 1513
1360700	3,200,000.00	3,204,000.00	-4,000.00	13X1250	-4,000.00	15 USC 1516
13X1450	141,660,000.00	141,644,000.00	16,000.00	13X6012	16,000.00	31 USC 686,686-1
13X5139	1,997,561.00		1,997,561.00	12X5209	1,997,561.00	15 USC 713c-3 90 STAT. 390
13X0500	16,410,000.00	16,753,000.00	-343,000.00	13X4650	-343,000.00	89 STAT. 626
13X4650	343,000.00		343,000.00	13X0500	343,000.00	89 STAT. 626
<b>TOTAL (TQ)</b>	<b>\$206,702,561.00</b>	<b>\$204,705,000.00</b>	<b>\$1,997,561.00</b>		<b>\$1,997,561.00</b>	

\* Appropriations to accounts which did not have appropriation transfer activity during the fiscal year and transition quarter are not included in this table.

TABLE 2 - TRANSFERS (OTHER THAN APPROPRIATION TRANSFERS - TABLE 1 )

Account Symbol	Net Transfers	Details of Transfers		
		Accounts Involved	Amount From Or To (-)	Citation of Law
13X0160	-\$135,000.00	49-13X0160	-\$135,000.00	7 USC 1701,1704
49-13X0160	135,000.00	13X0160	135,000.00	7 USC 1701,1704
13X1423	-20,000.00	49-13X1423	-20,000.00	31 USC 686,686-1
49-13X1423	20,000.00	13X1423	20,000.00	31 USC 686,686-1
13X1805	-645,226.39	47-13X1805	-645,226.39	31 USC 686,686-1
47-13X1805	645,226.39	13X1805	645,226.39	31 USC 686,686-1
13X8542	58,236.00	13X8514	58,236.00	15 USC 1513, 31 USC 581c(a)
13X8544	-16,054.44	13X8543	-16,054.44	15 USC 1516, 31 USC 581c(a)
13X8543	16,054.44	13X8544	16,054.44	15 USC 1516, 31 USC 581c(a)
13M2030	-362,500.00	14-13M2030(07)	-362,500.00	31 USC 701-708
14-13M2030(07)	362,500.00	13M2030	362,500.00	31 USC 701-708
1362050	-650,000.00	75-1362050(02)	-650,000.00	42 USC 3218
75-1362050(02)	650,000.00	1362050	650,000.00	42 USC 3218
135/62051	-295,088,495.08	135/62051(01)	-16,621,781.00	88 STAT. 1853
		135/62051(14)	-700,000.00	88 STAT. 1853
		135/62051(17)	493.00	88 STAT. 1853
		12-135/62051	-2,933,494.00	88 STAT. 1853
		12-135/62051(10)	-10,937,371.00	88 STAT. 1853
		14-135/62051	-40,000.00	88 STAT. 1853
		14-135/62051(06)	-60,000.00	88 STAT. 1853
		14-135/62051(07)	-6,887,770.00	88 STAT. 1853
		14-135/62051(08)	125,000.00	88 STAT. 1853
		14-135/62051(16)	-1,394,000.00	88 STAT. 1853
		15-135/62051(04)	-10,681,969.00	88 STAT. 1853
		16-135/62051	-25,319,384.00	88 STAT. 1853
		36-135/62051	-11,978.08	88 STAT. 1853
		46-135/62051(02)	-2,350,353.00	88 STAT. 1853
		47-135/62051	82,516.00	88 STAT. 1853
		59-135/62051	-500,000.00	88 STAT. 1853
		68-135/62051	-7,620,244.00	88 STAT. 1853
		69-135/62051(03)	-985,000.00	88 STAT. 1853
		69-135/62051(05)	-5,888,580.00	88 STAT. 1853
		69-135/62051(07)	-1,140,000.00	88 STAT. 1853
		69-135/62051(13)	-320,000.00	88 STAT. 1853
		75-135/62051(01)	-41,115,460.00	88 STAT. 1853
		75-135/62051(02)	-23,553,585.00	88 STAT. 1853
		75-135/62051(03)	-25,741,127.00	88 STAT. 1853
		75-135/62051(05)	-5,471,995.00	88 STAT. 1853
		75-135/62051(06)	-400,015.00	88 STAT. 1853
		75-135/62051(09)	-4,847,228.00	88 STAT. 1853
		76-135/62051	-14,318,769.00	88 STAT. 1853
		81-135/62051	-63,099,542.00	88 STAT. 1853
		86-135/62051	-19,532,526.00	88 STAT. 1853
		89-135/62051	-2,706,293.00	88 STAT. 1853
		92-135/62051(15)	-118,040.00	88 STAT. 1853
12-135/62051	2,883,000.00	135/62051	2,933,494.00	88 STAT. 1853
		12-135/62051(36)	-50,494.00	88 STAT. 1853
12-135/62051(10)	10,937,371.00	135/62051	10,937,371.00	88 STAT. 1853
12-135/62051(36)	50,494.00	12-135/62051	50,494.00	88 STAT. 1853
135/62051(01)	16,621,781.00	135/62051	16,621,781.00	88 STAT. 1853
135/62051(14)	700,000.00	135/62051	700,000.00	88 STAT. 1853
135/62051(17)	-493.00	135/62051	-493.00	88 STAT. 1853
14-135/62051		135/62051	40,000.00	88 STAT. 1853
		14-135/62051(06)	-40,000.00	88 STAT. 1853

Account Symbol	Net Transfers	Details of Transfers		
		Accounts Involved	Amount From Or To (-)	Citation of Law
14-135/62051(06)	\$100,000.00	135/62051	\$60,000.00	88 STAT. 1853
		14-135/62051	40,000.00	88 STAT. 1853
14-135/62051(07)	6,887,770.00	135/62051	6,887,770.00	88 STAT. 1853
14-135/62051(08)	-125,000.00	135/62051	-125,000.00	88 STAT. 1853
14-135/62051(16)	1,394,000.00	135/62051	1,394,000.00	88 STAT. 1853
15-135/62051(04)	10,681,969.00	135/62051	10,681,969.00	88 STAT. 1853
16-135/62051	25,319,384.00	135/62051	25,319,384.00	88 STAT. 1853
36-135/62051	11,978.08	135/62051	11,978.08	88 STAT. 1853
46-135/62051(02)	2,350,353.00	135/62051	2,350,353.00	88 STAT. 1853
47-135/62051	-82,516.00	135/62051	-82,516.00	88 STAT. 1853
59-135/62051	500,000.00	135/62051	500,000.00	88 STAT. 1853
68-135/62051	7,620,244.00	135/62051	7,620,244.00	88 STAT. 1853
69-135/62051(03)	985,000.00	135/62051	985,000.00	88 STAT. 1853
69-135/62051(05)	5,888,580.00	135/62051	5,888,580.00	88 STAT. 1853
69-135/62051(07)	1,140,000.00	135/62051	1,140,000.00	88 STAT. 1853
69-135/62051(13)	320,000.00	135/62051	320,000.00	88 STAT. 1853
75-135/62051(01)	41,815,460.00	135/62051	41,115,460.00	88 STAT. 1853
		75-135/62051(05)	700,000.00	88 STAT.1617,1618
75-135/62051(02)	23,553,585.00	135/62051	23,553,585.00	88 STAT. 1853
75-135/62051(03)	25,741,127.00	135/62051	25,741,127.00	88 STAT. 1853
75-135/62051(05)	4,771,995.00	135/62051	5,471,995.00	88 STAT. 1853
		75-135/62051(01)	-700,000.00	88 STAT.1617,1618
75-135/62051(06)	400,015.00	135/62051	400,015.00	88 STAT. 1853
75-135/62051(09)	4,847,228.00	135/62051	4,847,228.00	88 STAT. 1853
76-135/62051	14,318,769.00	135/62051	14,318,769.00	88 STAT. 1853
81-135/62051	63,099,542.00	135/62051	63,099,542.00	88 STAT. 1853
86-135/62051	19,532,526.00	135/62051	19,532,526.00	88 STAT. 1853
89-135/62051	2,706,293.00	135/62051	2,706,293.00	88 STAT. 1853
92-135/62051	118,040.00	135/62051	118,040.00	88 STAT. 1853
13X2100	-21,801,439.32	1342100	15,189.37	88 STAT. 209
		13X2100(20)	-9,729,136.88	42 USC 3218
		12-13X2100	-6,716,535.63	42 USC 3218
		14-13X2100(07)	-301,652.45	42 USC 3218
		14-13X2100(10)	-30,000.00	42 USC 3218
		15-13X2100	-190,654.00	42 USC 3218
		68-13X2100	-354,641.00	42 USC 3218
		69-13X2100(05)	-129,176.16	42 USC 3218
		69-13X2100(13)	-48,283.57	42 USC 3218
		75-13X2100(02)	-3,380,358.00	42 USC 3218
		75-13X2100(03)	-492,000.00	42 USC 3218
		86-13X2100	-294,191.00	42 USC 3218
		96-13X2100	-150,000.00	42 USC 3218
1342100	-1,471.21	13X2100	-15,189.37	88 STAT. 209
		1342100(20)	13,718.16	42 USC 3218
12-13X2100	6,684,841.63	13X2100	6,716,535.63	42 USC 3218
		12-13X2100(36)	-31,694.00	42 USC 3218c
12-13X2100(36)		12-13X2100	31,694.00	42 USC 3218c
		13X2100	9,729,136.88	42 USC 3218
		1342100	-13,718.16	42 USC 3218
		14-13X2100(07)	301,652.45	42 USC 3218
		14-13X2100(10)	30,000.00	42 USC 3218
		15-13X2100	190,654.00	42 USC 3218
		68-13X2100	354,641.00	42 USC 3218
		69-13X2100(05)	129,176.16	42 USC 3218
		69-13X2100(13)	48,283.57	42 USC 3218
		75-13X2100(02)	3,380,358.00	42 USC 3218
		75-13X2100(03)	492,000.00	42 USC 3218

TABLE 2 - TRANSFERS (OTHER THAN APPROPRIATION TRANSFERS - TABLE 1 ) - Continued

Account Symbol	Net Transfers	Details of Transfers		
		Accounts Involved	Amount From Or To (-)	Citation of Law
86-13X2100	\$294,191.00	13X2100	\$294,191.00	42 USC 3218
96-13X2100	150,000.00	13X2100	150,000.00	42 USC 3218
13X8509	-105,934.00	69-13X8509(13)	-105,934.00	42 USC 3218
69-13X8509(13)	105,934.00	13X8509	105,934.00	42 USC 3218
13X8514	-58,236.00	13X8542	-58,236.00	15 USC 1513, 31 USC 581e(a)
13X1450	2,405,522.83	1365117	2,405,522.83	16 USC 1187, 89 STAT. 625
13X8542	-\$32,587.98	13X8514	-\$32,587.98	15 USC 1513
1342030	62.00	86-1342030(01)	62.00	42 USC 3121
13M2030	128,463.46	86-13M2030(01)	128,463.46	42 USC 3121
86-1342030(01)	-62.00	1342030	-62.00	42 USC 3121
86-13M2030(01)	-128,463.46	13M2030	-128,463.46	42 USC 3121
1362050	-334,900.00	12-1362050(20)	-334,900.00	42 USC 3218
1352050	184.28	86-1352050(01)	184.28	42 USC 3218
12-1362050(20)	334,900.00	1362050	334,900.00	42 USC 3218
86-1352050(01)	-184.28	1352050	-184.28	42 USC 3218
135/62051	100,000.00	75-135/62051(01)	100,000.00	42 USC 3246
75-135/62051(01)	-100,000.00	135/62051	-100,000.00	42 USC 3246
13X2100	-3,636,432.66	12-13X2100	-1,325,947.00	42 USC 3218
		13X2100(20)	-1,349,655.75	42 USC 3218
		1342100	7,196.39	88 STAT. 209
		14-13X2100(07)	-29,858.84	42 USC 3218
		68-13X2100	-83,530.00	42 USC 3218
		69-13X2100(13)	27,500.00	42 USC 3218
		75-13X2100(02)	-564,310.00	42 USC 3218
		75-13X2100(03)	-200,000.00	42 USC 3218
		86-13X2100	-117,827.46	42 USC 3218
1342100		12-1342100	3,567.00	42 USC 3218
		13X2100	-7,196.39	88 STAT. 209
		1342100(20)	3,629.39	42 USC 3218
12-13X2100	1,191,538.00	12-13X2100(36)	-134,409.00	42 USC 3218
		13X2100	1,325,947.00	42 USC 3218

Account Symbol	Net Transfers	Details of Transfers		
		Accounts Involved	Amount From Or To (-)	Citation of Law
13X1452	-\$900,000.00	47-13X1452	-\$900,000.00	40 USC 490c, 89 STAT. 626
47-13X1452	900,000.00	13X1452	900,000.00	40 USC 490c, 89 STAT. 626
1365117	-2,405,522.83	13X1450	-2,405,522.83	16 USC 1187, 89 STAT. 625
TOTAL (FY)	\$0		\$0	
12-1342100	-\$3,567.00	1342100	-\$3,567.00	42 USC 3218
12-13X2100(36)	134,409.00	12-13X2100	134,409.00	42 USC 3218
13X2100(20)	1,349,655.75	13X2100	1,349,655.75	42 USC 3218
1342100(20)	-3,629.39	1342100	-3,629.39	42 USC 3218
14-13X2100(07)	29,858.84	13X2100	29,858.84	42 USC 3218
68-13X2100	83,530.00	13X2100	83,530.00	42 USC 3218
69-13X2100(13)	-27,500.00	13X2100	-27,500.00	42 USC 3218
75-13X2100(02)	564,310.00	13X2100	564,310.00	42 USC 3218
75-13X2100(03)	200,000.00	13X2100	200,000.00	42 USC 3218
86-13X2100	117,827.46	13X2100	117,827.46	42 USC 3218
13X8509	7,600.00	69-13X8509(13)	7,600.00	42 USC 3218
69-13X8509(13)	-7,600.00	13X8509	-7,600.00	42 USC 3218
13X8514	32,587.98	13X8542	32,587.98	15 USC 1513
13M1421	-239,195.44	13M1450	-239,195.44	31 USC 701-708 87 STAT. 647
13M1422	-35,913.55	13M1450	-35,913.55	31 USC 701-708 87 STAT. 647
13M1450	275,108.99	13M1421	239,195.44	31 USC 701-708 87 STAT. 647
		13M1422	35,913.55	31 USC 701-708 87 STAT. 647
TOTAL (TQ)	\$0		\$0	



Appropriations, Outlays, and Balances - Continued

Appropriation or Fund Account		Account symbol			Balances beginning of fiscal year 1/	Appropriations and other obligational authority 2/	Transfers, borrowings, and investments (net) 3/	Outlays (net)	Balances withdrawn and other transactions 4/	Balances end of fiscal year 5/
Title	Period of availability	Dept. Reg.	Account No.	Sub. No.						
DEPARTMENT OF DEFENSE										
DEPARTMENT OF DEFENSE - MILITARY										
MILITARY PERSONNEL										
DEPARTMENT OF THE ARMY										
GENERAL FUND ACCOUNTS										
MILITARY PERSONNEL, ARMY										
FUND RESOURCES:										
UNDISBURSED FUNDS	1976 21	2010	-	-	\$8,434,885,000.00	-	\$8,252,490,972.88	-	-	(\$182,394,027.12)
	1975				\$142,297,594.30		74,050,322.58			(68,247,271.72)
	1974				1,618,405.45		-733,111.34			(2,351,516.79)
	1972				-1.00		-1.00			-
	PRIOR YEARS				1,976,212.10		-250,450.57			(2,226,662.67)
	SUBTOTAL FY 1976				145,892,210.85	8,434,885,000.00	8,325,557,732.55			(255,219,478.30)
TRANSITION QUARTER										
UNDISBURSED FUNDS	1976 21	2010	(182,394,027.12)		2,149,190,000.00	-	2,129,238,028.10	-	-	202,345,999.02
	1975		(68,247,271.72)				2,793,520.41	\$29,000,000.00		36,453,751.31
	1974		(2,351,516.79)				-1,323,427.27			-
	1972		-				-			-
	PRIOR YEARS		(2,226,662.67)			3,674,944.06	-2,891,891.80	-42,510.81		8,836,009.34
	SUBTOTAL TRANSITION QUARTER		(255,219,478.30)		2,149,190,000.00	-	2,127,816,229.44	28,957,489.19		247,635,759.67
ACCOUNTS RECEIVABLE			20,380,079.85					-21,956,659.74		42,336,739.59
FUND EQUITIES:										
ACCOUNTS PAYABLE			-166,272,290.70						123,700,208.56	-289,972,499.26
	SUBTOTAL 21	2010	-0-		10,584,075,000.00		10,453,373,961.99	130,701,038.01		-0-
RESERVE PERSONNEL, ARMY										
FUND RESOURCES:										
UNDISBURSED FUNDS	1976 21	2070	-	-	478,800,000.00	-	418,455,843.36	-	-	(60,344,156.64)
	1975		77,199,947.55				56,595,399.79			(20,604,547.76)
	1974		14,869,487.50				225,160.95			(14,644,326.55)
	1972		1,945,734.47				194,217.95			(1,751,516.52)
	SUBTOTAL FY 1976		94,015,169.52		478,800,000.00		475,470,622.05			(97,344,547.47)
TRANSITION QUARTER										
UNDISBURSED FUNDS	1976 21	2070	(60,344,156.64)		154,500,000.00	-	143,099,307.25	23,481,643.92		48,263,205.47
	1975		(20,604,547.76)				57,668.44	9,892,208.43		10,654,670.89
	1974		(14,644,326.55)				-447,356.52	15,091,683.07		-
	1972		(1,751,516.52)				-401,749.57			4,775,544.17
	PRIOR YEARS		(97,344,547.47)		154,500,000.00		140,087,341.09	48,063,785.85		63,693,420.53
	SUBTOTAL TRANSITION QUARTER		1,695,764.98				207,826.87			1,487,938.11
ACCOUNTS RECEIVABLE								-491,081.67		491,081.67
UNFILLED CUSTOMER ORDERS										
FUND EQUITIES:										
UNOBLIGATED BALANCE									217,325.25	6-217,325.25
ACCOUNTS PAYABLE			-95,708,090.59						-30,286,398.02	-65,421,692.57
UNDELIVERED ORDERS			-2,843.91						30,578.58	-33,422.49
	SUBTOTAL 21	2070	-0-		633,300,000.00		615,557,963.14	17,742,036.86		-0-
NATIONAL GUARD PERSONNEL, ARMY										
FUND RESOURCES:										
UNDISBURSED FUNDS	1976 21	2060	-	-	693,100,000.00	-	641,165,867.23	-	-	(51,934,132.77)
	1975		100,108,991.59				72,671,416.27			(27,437,575.32)
	1974		1,135,067.26				210,670.39			(924,396.87)
	1972		3,985,171.98				80,348.18			(3,904,823.80)
	SUBTOTAL FY 1976		105,229,230.83		693,100,000.00		714,128,302.07			(84,200,928.76)
TRANSITION QUARTER										
UNDISBURSED FUNDS	1976 21	2060	(51,934,132.77)		215,000,000.00	-	176,732,172.03	6,199,702.60		84,002,258.14
	1975		(27,437,575.32)				14,669,243.29	10,835,798.09		1,932,533.94
	1974		(924,396.87)				-1,508,246.94	1,395,685.40		-
	1972		(3,904,823.80)				-1,036,958.41			-
	PRIOR YEARS		(84,200,928.76)		215,000,000.00		1,036,958.41	3,641,007.23		1,342,606.40
	SUBTOTAL TRANSITION QUARTER		1,220,628.44				193,534,175.61	18,389,354.67		87,277,398.48
ACCOUNTS RECEIVABLE								-2,003,061.29		3,223,689.73
FUND EQUITIES:										
ACCOUNTS PAYABLE			-98,891,414.44						-15,107,957.03	-83,783,457.41
UNDELIVERED ORDERS			-7,558,444.83						-840,814.03	-6,717,630.80
	SUBTOTAL 21	2060	-0-		908,100,000.00		907,662,477.68	437,522.32		-0-
TOTAL, MILITARY PERSONNEL, ARMY FY 1976 . . . . .										
					9,606,785,000.00		9,515,156,656.67			
TOTAL, MILITARY PERSONNEL, ARMY T.O. . . . .										
					2,518,690,000.00		2,461,437,746.14	148,880,597.19		

DEPARTMENT OF THE NAVY

GENERAL FUND ACCOUNTS

MILITARY PERSONNEL, NAVY

FUND RESOURCES:									
UNDISBURSED FUNDS		1976 17	1453	- - - - -	5,900,600,000.00	- - - - -	5,765,046,093.27	- - - - -	(135,553,906.73)
		1975		100,356,768.71	- - - - -	- - - - -	57,973,617.39	- - - - -	(42,383,151.32)
		1974		61,543,376.05	- - - - -	- - - - -	3,928,784.23	- - - - -	(57,614,591.82)
	PRIOR YEARS			9,303,232.62	- - - - -	- - - - -	3,788,802.10	- - - - -	(5,514,430.52)
	SUBTOTAL FY 1976			171,203,377.38	5,900,600,000.00	- - - - -	5,830,737,296.99	- - - - -	(241,066,080.39)
TRANSITION QUARTER									
UNDISBURSED FUNDS		1976 17	1453	(135,553,906.73)	1,486,307,000.00	- - - - -	1,447,984,796.56	28,759,157.38	145,116,952.79
		1975		(42,383,151.32)	- - - - -	- - - - -	1,715,956.95	3,514,902.17	37,152,292.20
		1974		(57,614,591.82)	- - - - -	-23,481,905.28	537,212.99	33,595,473.55	- - - - -
	PRIOR YEARS			(5,514,430.52)	- - - - -	23,481,905.28	-3,189,245.72	-376,172.33	32,561,753.85
	SUBTOTAL TRANSITION QUARTER			(241,066,080.39)	1,486,307,000.00	- - - - -	1,447,048,720.78	65,493,360.77	214,830,998.84
ACCOUNTS RECEIVABLE				58,887,229.74	- - - - -	- - - - -	- - - - -	10,108,263.30	48,778,966.44
FUND EQUITIES:									
ACCOUNTS PAYABLE				-182,575,222.79	- - - - -	- - - - -	- - - - -	47,649,785.25	-230,225,008.04
UNDELIVERED ORDERS				-47,515,384.33	- - - - -	- - - - -	- - - - -	-14,130,427.09	-33,384,957.24
	SUBTOTAL 17	1453		-0-	7,386,907,000.00	- - - - -	7,277,786,017.77	109,120,982.23	-0-
MILITARY PERSONNEL, MARINE CORPS									
FUND RESOURCES:									
UNDISBURSED FUNDS		1976 17	1105	- - - - -	1,861,277,000.00	- - - - -	1,771,652,531.70	- - - - -	(89,624,468.30)
		1975		63,343,197.03	- - - - -	- - - - -	26,245,381.88	- - - - -	(37,097,815.15)
		1974		9,404,952.62	- - - - -	- - - - -	256,161.35	- - - - -	(9,148,791.27)
	PRIOR YEARS			8,467,104.14	- - - - -	- - - - -	7,063,171.27	- - - - -	(1,403,932.87)
	SUBTOTAL FY 1976			81,215,253.79	1,861,277,000.00	- - - - -	1,805,217,246.20	- - - - -	(137,275,007.59)
TRANSITION QUARTER									
UNDISBURSED FUNDS		1976 17	1105	(89,624,468.30)	476,030,000.00	- - - - -	450,404,644.35	13,974,769.25	101,275,054.70
		1975		(37,097,815.15)	- - - - -	- - - - -	150,833.35	34,328,997.42	2,617,984.38
		1974		(9,148,791.27)	- - - - -	-272,767.62	259,457.73	8,616,565.92	- - - - -
	PRIOR YEARS			(1,403,932.87)	- - - - -	272,767.62	87,745.26	1,216,864.16	372,091.07
	SUBTOTAL TRANSITION QUARTER			(137,275,007.59)	476,030,000.00	- - - - -	450,902,680.69	58,137,196.75	104,265,130.15
ACCOUNTS RECEIVABLE				675,518.03	- - - - -	- - - - -	- - - - -	-969,959.67	1,645,477.70
FUND EQUITIES:									
ACCOUNTS PAYABLE				-81,890,771.82	- - - - -	- - - - -	- - - - -	24,019,836.03	-105,910,607.85
	SUBTOTAL 17	1105		-0-	2,337,307,000.00	- - - - -	2,256,119,926.89	81,187,073.11	-0-
RESERVE PERSONNEL, NAVY									
FUND RESOURCES:									
UNDISBURSED FUNDS		1976 17	1405	- - - - -	205,925,000.00	- - - - -	171,708,603.06	- - - - -	(34,216,396.94)
		1975		29,860,114.06	- - - - -	- - - - -	21,683,009.68	- - - - -	(8,177,104.38)
		1974		3,616,249.36	- - - - -	- - - - -	-92,807.25	- - - - -	(3,709,056.61)
	PRIOR YEARS			226,959.15	- - - - -	- - - - -	-68,291.71	- - - - -	(295,250.86)
	SUBTOTAL FY 1976			33,703,322.57	205,925,000.00	- - - - -	193,230,513.78	- - - - -	(46,397,808.79)
TRANSITION QUARTER									
UNDISBURSED FUNDS		1976 17	1405	(34,216,396.94)	60,565,000.00	- - - - -	52,590,571.53	9,710,187.19	32,480,638.22
		1975		(8,177,104.38)	- - - - -	- - - - -	35,685.31	4,016,723.29	4,124,695.78
		1974		(3,709,056.61)	- - - - -	-343,215.91	12,200.13	3,353,640.57	- - - - -
	PRIOR YEARS			(295,250.86)	- - - - -	343,215.91	5,330.54	-7,415.56	640,551.79
	SUBTOTAL TRANSITION QUARTER			(46,397,808.79)	60,565,000.00	- - - - -	52,643,787.51	17,073,135.49	37,245,885.79
ACCOUNTS RECEIVABLE				97,806.86	- - - - -	- - - - -	- - - - -	-3,388.17	101,195.03
FUND EQUITIES:									
ACCOUNTS PAYABLE				-33,801,129.43	- - - - -	- - - - -	- - - - -	3,545,951.39	-37,347,080.82
	SUBTOTAL 17	1405		-0-	266,490,000.00	- - - - -	245,874,301.29	20,615,698.71	-0-
RESERVE PERSONNEL, MARINE CORPS									
FUND RESOURCES:									
UNDISBURSED FUNDS		1976 17	1108	- - - - -	71,652,000.00	- - - - -	65,549,701.62	- - - - -	(6,102,298.38)
		1975		5,265,598.13	- - - - -	- - - - -	4,396,651.50	- - - - -	(868,946.63)
		1974		453,995.24	- - - - -	- - - - -	39,788.74	- - - - -	(414,206.50)
	PRIOR YEARS			106,971.15	- - - - -	- - - - -	96,283.48	- - - - -	(10,687.67)
	SUBTOTAL FY 1976			5,826,564.52	71,652,000.00	- - - - -	70,082,425.34	- - - - -	(7,396,139.18)
TRANSITION QUARTER									
UNDISBURSED FUNDS		1976 17	1108	(6,102,298.38)	28,882,000.00	- - - - -	19,805,148.64	483,387.79	14,695,761.95
		1975		(868,946.63)	- - - - -	- - - - -	784,052.90	36,941.43	47,952.30
		1974		(414,206.50)	- - - - -	-125,187.88	4,079.53	284,939.09	- - - - -
	PRIOR YEARS			(10,687.67)	- - - - -	125,187.88	466.97	1,642.27	133,766.31
	SUBTOTAL TRANSITION QUARTER			(7,396,139.18)	28,882,000.00	- - - - -	20,593,748.04	806,910.58	14,877,480.56
ACCOUNTS RECEIVABLE				48,305.27	- - - - -	- - - - -	- - - - -	20,981.76	27,323.51
FUND EQUITIES:									
ACCOUNTS PAYABLE				-5,874,869.79	- - - - -	- - - - -	- - - - -	9,029,934.28	-14,904,804.07
	SUBTOTAL 17	1108		-0-	100,534,000.00	- - - - -	90,676,173.38	9,857,826.62	-0-
TOTAL, MILITARY PERSONNEL, NAVY FY 1976					8,039,454,000.00		7,899,267,482.31		
TOTAL, MILITARY PERSONNEL, NAVY T.O.					2,051,784,000.00		1,971,188,937.02	220,781,580.67	

FOOTNOTES AT END OF CHAPTER

Appropriations, Outlays, and Balances - Continued

Appropriation or Fund Account		Account symbol			Balances beginning of fiscal year <u>1/</u>	Appropriations and other obligational authority <u>2/</u>	Transfers, borrowings, and investments (net) <u>3/</u>	Outlays (net)	Balances withdrawn and other transactions <u>4/</u>	Balances end of fiscal year <u>5/</u>
Title	Period of availability	Dept. Reg.	Account No. Tr. From	Sub. No.						
DEPARTMENT OF DEFENSE - MILITARY-CONTINUED										
MILITARY PERSONNEL-CONTINUED										
DEPARTMENT OF THE AIR FORCE										
GENERAL FUND ACCOUNTS										
MILITARY PERSONNEL, AIR FORCE										
FUND RESOURCES:										
UNDISBURSED FUNDS	1976	57	3500		- - - - -	\$7,405,306,000.00	- - - - -	\$7,203,410,984.26	- - - - -	( \$201,895,015.74 )
	1975				\$220,199,122.78	- - - - -	- - - - -	107,878,925.28	- - - - -	(112,320,197.50)
	1974				16,765,206.21	- - - - -	- - - - -	-12,975,387.17	- - - - -	(29,740,593.38)
	PRIOR YEARS				- - - - -	- - - - -	- - - - -	-768,051.11	- - - - -	(768,051.11)
	SUBTOTAL FY 1976				236,964,328.99	7,405,306,000.00	- - - - -	7,297,546,471.26	- - - - -	(344,723,857.73)
TRANSITION QUARTER										
UNDISBURSED FUNDS	1976	57	3500		(201,895,015.74)	1,832,046,000.00	- - - - -	1,820,342,468.01	\$18,484,567.64	195,113,980.09
	1975				(112,320,197.50)	- - - - -	- - - - -	897,930.95	83,197,063.42	28,225,203.13
	1974				(29,740,593.38)	- - - - -	- - - - -	-187,602.97	29,928,196.35	- - - - -
	PRIOR YEARS				(768,051.11)	- - - - -	- - - - -	-338,592.40	1,106,643.51	- - - - -
	SUBTOTAL TRANSITION QUARTER				(344,723,857.73)	1,832,046,000.00	- - - - -	1,820,714,203.59	132,716,470.92	223,339,183.22
ACCOUNTS RECEIVABLE UNFILLED CUSTOMER ORDERS										
					77,951,437.91	- - - - -	- - - - -	- - - - -	39,087,789.73	38,863,648.18
ACCOUNTS RECEIVABLE UNDELIVERED ORDERS										
					- - - - -	- - - - -	- - - - -	- - - - -	-1,969,634.52	1,969,634.52
FUND EQUITIES:										
UNOBLIGATED BALANCE					-564,666.94	- - - - -	- - - - -	- - - - -	64,827.86	6-629,494.80
ACCOUNTS PAYABLE					-177,006,465.92	- - - - -	- - - - -	- - - - -	-100,860,139.13	-76,146,326.79
UNDELIVERED ORDERS					-137,344,634.04	- - - - -	- - - - -	- - - - -	50,052,010.29	-187,396,644.33
	SUBTOTAL 57		3500		-0-	9,237,352,000.00	- - - - -	9,118,260,674.85	119,091,325.15	-0-
RESERVE PERSONNEL, AIR FORCE										
FUND RESOURCES:										
UNDISBURSED FUNDS	1976	57	3700		- - - - -	159,597,000.00	- - - - -	135,349,031.22	- - - - -	(24,247,968.78)
	1975				12,810,918.60	- - - - -	- - - - -	8,097,582.28	- - - - -	(4,713,336.32)
	1974				5,742,537.58	- - - - -	- - - - -	-195,665.98	- - - - -	(5,938,203.56)
	PRIOR YEARS				2,383,095.72	- - - - -	- - - - -	-60,153.41	- - - - -	(2,443,249.13)
	SUBTOTAL FY 1976				20,936,551.90	159,597,000.00	- - - - -	143,190,794.11	- - - - -	(37,342,757.79)
TRANSITION QUARTER										
UNDISBURSED FUNDS	1976	57	3700		(24,247,968.78)	46,339,000.00	- - - - -	43,492,827.07	4,534,781.10	22,559,360.61
	1975				(4,713,336.32)	- - - - -	- - - - -	9,136.54	-531,647.60	5,235,847.38
	1974				(5,938,203.56)	- - - - -	- - - - -	3,346.45	5,934,857.11	- - - - -
	PRIOR YEARS				(2,443,249.13)	- - - - -	- - - - -	675.93	79,898.55	2,362,674.65
	SUBTOTAL TRANSITION QUARTER				(37,342,757.79)	46,339,000.00	- - - - -	43,505,985.99	10,017,889.16	30,157,882.64
ACCOUNTS RECEIVABLE UNDELIVERED ORDERS										
					483,157.74	- - - - -	- - - - -	- - - - -	-11,556.99	494,714.73
FUND EQUITIES:										
UNOBLIGATED BALANCE					- - - - -	- - - - -	- - - - -	- - - - -	1,108.32	6-1,108.32
ACCOUNTS PAYABLE					-21,417,975.89	- - - - -	- - - - -	- - - - -	9,232,167.46	-30,650,143.35
UNDELIVERED ORDERS					-1,733.75	- - - - -	- - - - -	- - - - -	-388.05	-1,345.70
	SUBTOTAL 57		3700		-0-	205,936,000.00	- - - - -	186,696,780.10	19,239,219.90	-0-
NATIONAL GUARD PERSONNEL, AIR FORCE										
FUND RESOURCES:										
UNDISBURSED FUNDS	1976	57	3850		- - - - -	218,472,000.00	- - - - -	195,753,053.83	- - - - -	(22,718,946.17)
	1975				19,330,623.70	- - - - -	- - - - -	12,534,816.92	- - - - -	(6,795,806.78)
	1974				6,558,919.62	- - - - -	- - - - -	56,395.98	- - - - -	(6,502,523.64)
	PRIOR YEARS				102,857.80	- - - - -	- - - - -	12,644.21	- - - - -	(90,213.59)
	SUBTOTAL FY 1976				25,992,401.12	218,472,000.00	- - - - -	208,356,910.94	- - - - -	(36,107,490.18)
TRANSITION QUARTER										
UNDISBURSED FUNDS	1976	57	3850		(22,718,946.17)	61,451,000.00	- - - - -	61,454,001.28	7,158,794.35	15,557,150.54
	1975				(6,795,806.78)	- - - - -	- - - - -	12,980.08	138,281.98	6,644,544.72
	1974				(6,502,523.64)	- - - - -	- - - - -	1,744.59	6,500,779.05	- - - - -
	PRIOR YEARS				(90,213.59)	- - - - -	- - - - -	1,491.70	88,721.89	- - - - -
	SUBTOTAL TRANSITION QUARTER				(36,107,490.18)	61,451,000.00	- - - - -	61,470,217.65	13,886,577.27	22,201,695.26
ACCOUNTS RECEIVABLE										
					1,742.54	- - - - -	- - - - -	- - - - -	-147,902.98	149,645.52

FUND EQUITIES:									
UNOBLIGATED BALANCE			-25,758,348.16					4,260.62	6-4,260.62
ACCOUNTS PAYABLE			-235,795.50					-3,912,858.78	-21,845,489.38
UNDELIVERED ORDERS			-0-					265,795.28	-501,590.78
SUBTOTAL 57 3850				279,923,000.00		269,827,128.59		10,095,871.41	-0-
TOTAL, MILITARY PERSONNEL, AIR FORCE FY 1976				7,783,375,000.00		7,649,094,176.31			
TOTAL, MILITARY PERSONNEL, AIR FORCE T.Q.				1,939,836,000.00		1,925,690,407.23	148,426,416.46		
TOTAL, MILITARY PERSONNEL FY 1976				25,429,614,000.00		25,063,518,315.29			
TOTAL, MILITARY PERSONNEL T.Q.				6,510,310,000.00		6,358,317,090.39	518,088,594.32		
RETIRED MILITARY PERSONNEL									
GENERAL FUND ACCOUNTS									
RETIRED PAY, DEFENSE FUND RESOURCES:									
UNDISBURSED FUNDS									
1976 97 0030				7,325,600,000.00		7,282,919,142.36			(42,680,857.64)
1975				-77,557,947.90		-97,397,360.22			(19,839,412.32)
1974				118,147,669.67		108,288,649.81			(9,859,019.86)
PRIOR YEARS				4,232,705.57		1,868,189.00			(2,364,516.57)
SUBTOTAL FY 1976				44,822,427.34		7,295,678,620.95			(74,743,806.39)
TRANSITION QUARTER UNDISBURSED FUNDS									
1976 97 0030			(42,680,857.64)	1,942,700,000.00		1,946,574,525.95	22,116,081.76		16,690,249.93
1975			(19,839,412.32)			252,190.29	11,064,310.15		8,522,911.88
1974			(9,859,019.86)			135,923.51	3,724,256.60		
PRIOR YEARS			(2,364,516.57)			5,998,839.75	730,131.75		7,262,653.45
SUBTOTAL TRANSITION QUARTER			(74,743,806.39)	1,942,700,000.00		1,947,333,210.87	37,634,780.26		32,475,815.26
ACCOUNTS RECEIVABLE			107,401,549.83				106,770,564.34		630,985.49
FUND EQUITIES:									
UNOBLIGATED BALANCE			-12,388,666.76					-12,388,666.76	
ACCOUNTS PAYABLE			-139,835,310.41					-106,728,509.66	-33,106,800.75
SUBTOTAL 97 0030			-0-	9,268,300,000.00		9,243,011,831.82	25,288,168.18		-0-
TOTAL, RETIRED MILITARY PERSONNEL FY 1976				7,325,600,000.00		7,295,678,620.95			
TOTAL, RETIRED MILITARY PERSONNEL T.Q.				1,942,700,000.00		1,947,333,210.87	25,288,168.18		
OPERATION AND MAINTENANCE									
DEPARTMENT OF THE ARMY									
GENERAL FUND ACCOUNTS									
OPERATION AND MAINTENANCE, ARMY FUND RESOURCES:									
UNDISBURSED FUNDS									
1976 21 2020				7,276,850,000.00		6,166,818,021.85			(1,110,031,978.15)
1975				767,775,363.67		595,038,220.34			(172,737,143.33)
1974				173,782,826.52		111,544,422.76			(62,238,403.76)
1972				645,367.45		8,416,244.34			
PRIOR YEARS				63,220,022.32		7,770,876.89			
UNFUNDED CONTRACT AUTHORITY									
1972 21 2020				7-35,474,860.84		86,728,512.86		-35,474,860.84	(4,195,493.41)
SUBTOTAL FY 1976				34,789,353.81		7-7,770,876.89		8-685,507.03	
TRANSITION QUARTER UNDISBURSED FUNDS									
1976 21 2020			(1,110,031,978.15)	1,871,400,000.00		1,839,342,674.90	115,245,414.58		1,026,843,888.67
1975			(172,737,143.33)			17,489,794.75	29,846,008.78		125,401,339.80
1974			(62,238,403.76)			11,396,067.28	22,289,764.50		
1972									
PRIOR YEARS			(4,195,493.41)			28,552,571.98			9-72,519,984.34
SUBTOTAL TRANSITION QUARTER			(1,349,203,018.65)	1,871,400,000.00		1,973,496,586.66	167,381,187.86		1,079,725,244.13
ACCOUNTS RECEIVABLE			644,112,100.98				153,184,643.24		490,927,457.74
UNFILLED CUSTOMER ORDERS			67,359,364.05				-16,936,262.68		84,295,626.73
FUND EQUITIES:									
UNOBLIGATED BALANCE			-13,982,991.36					-144,635,157.64	9130,652,166.28
ACCOUNTS PAYABLE			-1,048,476,194.40					-57,762,940.65	-990,713,253.75
UNDELIVERED ORDERS			-689,225,213.04					105,662,028.09	-794,887,241.13
SUBTOTAL 21 2020			-0-	9,112,775,139.16		8,942,042,008.81	170,733,130.35		-0-

FOOTNOTES AT END OF CHAPTER



Appropriations, Outlays, and Balances - Continued

Appropriation or Fund Account Title	Period of availability	Account symbol				Balances beginning of fiscal year 1/	Appropriations and other obligational authority 2/	Transfers, borrowings, and investments (net) 3/	Outlays (net)	Balances withdrawn and other transactions 4/	Balances end of fiscal year 5/
		Dept. Reg.	Account No.	Sub. No.	Tr. From						
DEPARTMENT OF DEFENSE - MILITARY-CONTINUED											
OPERATION AND MAINTENANCE-CONTINUED											
DEPARTMENT OF THE ARMY-CONTINUED											
GENERAL FUND ACCOUNTS-CONTINUED											
OPERATION AND MAINTENANCE, ARMY RESERVE											
FUND RESOURCES:											
UNDISBURSED FUNDS	1976	21	2080		- - - - -	\$323,510,000.00	- - - - -	\$284,573,067.93	- - - - -	(\$38,936,932.07)	
	1975				\$13,805,254.89	- - - - -	- - - - -	11,572,903.57	- - - - -	(2,232,351.32)	
	1974				7,029,654.81	- - - - -	- - - - -	3,379,497.40	- - - - -	(3,650,157.41)	
	PRIOR YEARS				1,273,750.62	- - - - -	- - - - -	73,793.36	- - - - -	(1,199,957.26)	
	SUBTOTAL FY 1976				22,108,660.32	323,510,000.00	- - - - -	299,599,262.26	- - - - -	(46,019,398.06)	
TRANSITION QUARTER											
UNDISBURSED FUNDS	1976	21	2080		(38,936,932.07)	95,100,000.00	- - - - -	82,114,785.95	\$8,613,131.65	43,309,014.47	
	1975				(2,232,351.32)	- - - - -	- - - - -	-22,737.91	1,221,413.68	1,033,675.55	
	1974				(3,650,157.41)	- - - - -	-601,154.38	-178,684.69	3,227,687.72	- - - - -	
	PRIOR YEARS				(1,199,957.26)	- - - - -	601,154.38	791,552.00	235,508.81	774,050.83	
	SUBTOTAL TRANSITION QUARTER				(46,019,398.06)	95,100,000.00	- - - - -	82,704,915.35	13,297,741.86	45,116,740.85	
ACCOUNTS RECEIVABLE					18,979,969.71	- - - - -	- - - - -	- - - - -	16,254,001.03	2,725,968.68	
UNFILLED CUSTOMER ORDERS					34,824.29	- - - - -	- - - - -	- - - - -	34,824.29	- - - - -	
FUND EQUITIES:											
ACCOUNTS PAYABLE					-29,435,768.74	- - - - -	- - - - -	- - - - -	3,561,985.72	-32,997,754.46	
UNDELIVERED ORDERS					-11,687,685.58	- - - - -	- - - - -	- - - - -	3,157,269.49	-14,844,955.07	
	SUBTOTAL 21		2080		-0-	418,610,000.00	- - - - -	382,304,177.61	36,305,822.39	-0-	
OPERATION AND MAINTENANCE, ARMY NATIONAL GUARD											
FUND RESOURCES:											
UNDISBURSED FUNDS	1976	21	2065		- - - - -	670,730,000.00	- - - - -	593,211,445.89	- - - - -	(77,518,554.11)	
	1975				69,065,193.83	- - - - -	- - - - -	61,408,268.96	- - - - -	(7,656,924.87)	
	1974				4,711,358.69	- - - - -	- - - - -	2,209,571.07	- - - - -	(2,501,787.62)	
	PRIOR YEARS				5,825,924.93	- - - - -	- - - - -	590,002.45	- - - - -	(5,235,922.48)	
	SUBTOTAL FY 1976				79,602,477.45	670,730,000.00	- - - - -	657,419,288.37	- - - - -	(92,913,189.08)	
TRANSITION QUARTER											
UNDISBURSED FUNDS	1976	21	2065		(77,518,554.11)	182,685,000.00	- - - - -	194,876,740.24	7,911,438.85	57,415,375.02	
	1975				(7,656,924.87)	- - - - -	- - - - -	1,977,033.12	2,505,408.37	3,174,483.38	
	1974				(2,501,787.62)	- - - - -	-1,147,431.09	-134,988.64	1,489,345.17	- - - - -	
	PRIOR YEARS				(5,235,922.48)	- - - - -	1,147,431.09	4,222,324.46	383,435.03	1,777,594.08	
	SUBTOTAL TRANSITION QUARTER				(92,913,189.08)	182,685,000.00	- - - - -	200,941,109.18	12,289,627.42	62,367,452.48	
ACCOUNTS RECEIVABLE					1,973,708.77	- - - - -	- - - - -	- - - - -	172,369.83	1,801,338.94	
FUND EQUITIES:											
ACCOUNTS PAYABLE					-49,992,003.17	- - - - -	- - - - -	- - - - -	-22,171,745.47	-27,820,257.70	
UNDELIVERED ORDERS					-31,584,183.05	- - - - -	- - - - -	- - - - -	4,764,350.67	-36,348,533.72	
	SUBTOTAL 21		2065		-0-	853,415,000.00	- - - - -	858,360,397.55	-4,945,397.55	-0-	
NATIONAL BOARD FOR THE PROMOTION OF RIFLE PRACTICE, ARMY											
FUND RESOURCES:											
UNDISBURSED FUNDS	1976	21	1705		- - - - -	239,000.00	- - - - -	197,062.24	- - - - -	(41,937.76)	
	1975				18,706.80	- - - - -	- - - - -	2,840.05	- - - - -	(15,866.75)	
	1974				19,627.97	- - - - -	- - - - -	- - - - -	- - - - -	(19,627.97)	
	PRIOR YEARS				32,848.65	- - - - -	- - - - -	887.79	- - - - -	(31,960.86)	
	SUBTOTAL FY 1976				71,183.42	239,000.00	- - - - -	200,790.08	- - - - -	(109,393.34)	
TRANSITION QUARTER											
UNDISBURSED FUNDS	1976	21	1705		(41,937.76)	95,000.00	- - - - -	71,839.51	4,693.98	60,404.27	
	1975				(15,866.75)	- - - - -	- - - - -	15,226.41	640.34	- - - - -	
	1974				(19,627.97)	- - - - -	-11,612.28	4,190.22	3,825.47	- - - - -	
	PRIOR YEARS				(31,960.86)	- - - - -	11,612.28	18,232.37	13,728.49	11,612.28	
	SUBTOTAL TRANSITION QUARTER				(109,393.34)	95,000.00	- - - - -	109,488.51	22,888.28	72,016.55	
ACCOUNTS RECEIVABLE					280.00	- - - - -	- - - - -	- - - - -	267.40	12.60	
FUND EQUITIES:											
UNOBLIGATED BALANCE					- - - - -	- - - - -	- - - - -	- - - - -	272.52	6-272.52	
ACCOUNTS PAYABLE					-71,463.42	- - - - -	- - - - -	- - - - -	293.21	-71,756.63	
	SUBTOTAL 21		1705		-0-	334,000.00	- - - - -	310,278.59	23,721.41	-0-	
TOTAL, OPERATION AND MAINTENANCE, ARMY FY 1976. . . . .											
						8,235,854,139.16	- - - - -	7,925,764,762.86	-36,160,367.87	- - - - -	
TOTAL, OPERATION AND MAINTENANCE, ARMY T.O. . . . .											
						2,149,280,000.00	- - - - -	2,257,252,099.70	238,277,644.47	- - - - -	

DEPARTMENT OF THE NAVY

GENERAL FUND ACCOUNTS

OPERATION AND MAINTENANCE, NAVY  
FUND RESOURCES:

UNDISBURSED FUNDS	1976 17	1804	- - - - -	8,299,800,000.00	- - - - -	6,636,136,178.87	- - - - -	(1,663,663,821.13)
	1975		1,295,842,548.83	- - - - -	- - - - -	1,154,139,968.42	- - - - -	(141,702,580.41)
	1974		190,414,173.75	- - - - -	- - - - -	114,616,485.69	- - - - -	(75,797,688.06)
	1972		-25,978,342.95	- - - - -	32,563,538.37	6,585,195.42	- - - - -	- - - - -
PRIOR YEARS			112,325,268.36	- - - - -	-32,563,538.37	36,415,101.27	-43,844,080.99	(87,190,709.71)
UNFUNDED CONTRACT AUTHORITY	1972 17	1804	46,509,668.17	7,43,844,080.99	- - - - -	- - - - -	82,665,587.18	- - - - -
SUBTOTAL FY 1976			1,619,113,316.16	8,255,955,919.01	- - - - -	7,947,892,929.67	-41,178,493.81	(1,968,354,799.31)
TRANSITION QUARTER								
UNDISBURSED FUNDS	1976 17	1804	(1,663,663,821.13)	2,207,557,000.00	- - - - -	1,927,622,039.50	56,341,316.08	1,887,257,465.55
	1975		(141,702,580.41)	- - - - -	- - - - -	33,609,145.04	2,093,746.10	105,999,689.27
	1974		(75,797,688.06)	- - - - -	-53,326,182.70	4,185,186.10	18,259,319.26	- - - - -
	1972		- - - - -	- - - - -	- - - - -	- - - - -	- - - - -	- - - - -
PRIOR YEARS			(87,190,709.71)	- - - - -	53,326,182.70	-2,107,309.32	-9,112,184.58	151,736,386.31
SUBTOTAL TRANSITION QUARTER			(1,968,354,799.31)	2,207,557,000.00	- - - - -	1,963,309,061.32	67,609,196.86	2,144,993,541.13
ACCOUNTS RECEIVABLE			694,178,804.98	- - - - -	- - - - -	- - - - -	24,159,941.06	670,018,863.92
UNFILLED CUSTOMER ORDERS			433,213,954.04	- - - - -	- - - - -	- - - - -	-227,589,133.03	660,803,087.07
FUND EQUITIES:								
ACCOUNTS PAYABLE			-1,013,947,663.79	- - - - -	- - - - -	- - - - -	230,705,512.38	-1,244,653,176.17
UNDELIVERED ORDERS			-1,732,558,411.39	- - - - -	- - - - -	- - - - -	498,603,904.56	-2,231,162,315.95
SUBTOTAL 17	1804		-0-	10,463,512,919.01	- - - - -	9,911,201,990.99	552,310,928.02	-0-
OPERATION AND MAINTENANCE, MARINE CORPS								
FUND RESOURCES:								
UNDISBURSED FUNDS	1976 17	1106	- - - - -	519,010,000.00	- - - - -	435,752,623.00	- - - - -	(83,257,377.00)
	1975		60,554,181.97	- - - - -	- - - - -	47,846,772.66	- - - - -	(12,707,409.31)
	1974		17,771,672.64	- - - - -	- - - - -	7,246,374.48	- - - - -	(10,525,298.16)
PRIOR YEARS			19,508,239.75	- - - - -	- - - - -	1,679,991.98	- - - - -	(17,828,247.77)
SUBTOTAL FY 1976			97,834,094.36	519,010,000.00	- - - - -	492,525,762.12	- - - - -	(124,318,332.24)
TRANSITION QUARTER								
UNDISBURSED FUNDS	1976 17	1106	(83,257,377.00)	131,006,000.00	- - - - -	138,097,331.62	2,501,842.22	73,664,203.16
	1975		(12,707,409.31)	- - - - -	- - - - -	2,684,719.96	3,524,015.50	6,498,673.85
	1974		(10,525,298.16)	- - - - -	-3,887,814.86	1,131,248.04	5,506,235.26	- - - - -
PRIOR YEARS			(17,828,247.77)	- - - - -	3,887,814.86	445,949.04	- - - - -	21,270,113.59
SUBTOTAL TRANSITION QUARTER			(124,318,332.24)	131,006,000.00	- - - - -	142,359,248.66	11,532,092.98	101,432,990.60
ACCOUNTS RECEIVABLE			25,576,529.22	- - - - -	- - - - -	- - - - -	2,725,433.21	22,851,096.01
UNFILLED CUSTOMER ORDERS			14,591,654.28	- - - - -	- - - - -	- - - - -	-2,785,857.56	17,377,511.84
FUND EQUITIES:								
ACCOUNTS PAYABLE			-69,914,840.93	- - - - -	- - - - -	- - - - -	10,045,547.56	-79,960,388.49
UNDELIVERED ORDERS			-68,087,436.93	- - - - -	- - - - -	- - - - -	-6,386,226.97	-61,701,209.96
SUBTOTAL 17	1106		-0-	650,016,000.00	- - - - -	634,885,010.78	15,130,989.22	-0-
OPERATION AND MAINTENANCE, NAVY RESERVE								
FUND RESOURCES:								
UNDISBURSED FUNDS	1976 17	1806	- - - - -	287,725,000.00	- - - - -	195,638,709.71	- - - - -	(92,086,290.29)
	1975		76,008,847.39	- - - - -	- - - - -	62,281,063.32	- - - - -	(13,727,784.07)
	1974		7,702,485.88	- - - - -	- - - - -	2,273,408.96	- - - - -	(5,429,076.92)
PRIOR YEARS			1,653,251.40	- - - - -	- - - - -	199,686.93	- - - - -	(1,453,564.47)
SUBTOTAL FY 1976			85,364,584.67	287,725,000.00	- - - - -	260,392,868.92	- - - - -	(112,696,715.75)
TRANSITION QUARTER								
UNDISBURSED FUNDS	1976 17	1806	(92,086,290.29)	74,350,000.00	- - - - -	68,643,973.65	6,187,629.57	91,604,687.07
	1975		(13,727,784.07)	- - - - -	- - - - -	2,235,908.97	2,226,862.87	9,265,012.23
	1974		(5,429,076.92)	- - - - -	-3,608,209.32	240,510.51	1,580,357.09	- - - - -
PRIOR YEARS			(1,453,564.47)	- - - - -	3,608,209.32	2,106.26	- - - - -	5,059,667.53
SUBTOTAL TRANSITION QUARTER			(112,696,715.75)	74,350,000.00	- - - - -	71,122,499.39	9,994,849.53	105,929,366.83
ACCOUNTS RECEIVABLE			2,973,928.15	- - - - -	- - - - -	- - - - -	901,989.78	2,071,938.37
UNFILLED CUSTOMER ORDERS			1,311,990.67	- - - - -	- - - - -	- - - - -	77,406.78	1,234,583.89
FUND EQUITIES:								
ACCOUNTS PAYABLE			-24,070,024.74	- - - - -	- - - - -	- - - - -	18,826,750.22	-42,896,774.96
UNDELIVERED ORDERS			-65,580,478.75	- - - - -	- - - - -	- - - - -	758,635.38	-66,339,114.13
SUBTOTAL 17	1806		-0-	362,075,000.00	- - - - -	331,515,368.31	30,559,631.69	-0-
OPERATION AND MAINTENANCE, MARINE CORPS RESERVE								
FUND RESOURCES:								
UNDISBURSED FUNDS	1976 17	1107	- - - - -	12,031,000.00	- - - - -	7,585,120.67	- - - - -	(4,445,879.33)
	1975		4,223,500.26	- - - - -	- - - - -	3,249,209.65	- - - - -	(974,290.61)
	1974		803,449.71	- - - - -	- - - - -	371,032.36	- - - - -	(432,417.35)
PRIOR YEARS			855,187.78	- - - - -	- - - - -	188.29	- - - - -	(854,999.49)
SUBTOTAL FY 1976			5,882,137.75	12,031,000.00	- - - - -	11,205,550.97	- - - - -	(6,707,586.78)

FOOTNOTES AT END OF CHAPTER

Appropriations, Outlays, and Balances - Continued

Appropriation or Fund Account		Account symbol				Balances beginning of fiscal year 1/	Appropriations and other obligational authority 2/	Transfers, borrowings, and investments (net) 3/	Outlays (net)	Balances withdrawn and other transactions 4/	Balances end of fiscal year 5/
Title	Period of availability	Reg.	Tr. From	Dept. No.	Sub. No.						
DEPARTMENT OF DEFENSE - MILITARY-CONTINUED											
OPERATION AND MAINTENANCE-CONTINUED											
DEPARTMENT OF THE NAVY-CONTINUED											
GENERAL FUND ACCOUNTS-CONTINUED											
OPERATION AND MAINTENANCE, MARINE CORPS											
RESERVE-CONTINUED											
FUND RESOURCES -CONTINUED											
TRANSITION QUARTER											
UNDISBURSED FUNDS	1976 17			1107		(\$4,445,879.33)	\$3,409,000.00		\$3,827,356.54	\$344,122.38	\$3,683,400.41
	1975					(974,290.61)		46,512.37	338,039.51	589,738.73	
	1974					(432,417.35)		9,612.50	198,525.50		
	PRIOR YEARS					(854,999.49)		224,279.35			1,079,278.84
SUBTOTAL TRANSITION QUARTER						(6,707,586.78)	3,409,000.00		3,883,481.41	880,687.39	5,352,417.98
ACCOUNTS RECEIVABLE						165,338.23				-75,067.84	240,406.07
UNFILLED CUSTOMER ORDERS						6,187.27				-39,737.14	45,924.41
FUND EQUITIES:											
ACCOUNTS PAYABLE						-3,472,727.62				382,102.37	-3,854,829.99
UNDELIVERED ORDERS						-2,580,935.63				-797,017.16	-1,783,918.47
SUBTOTAL 17				1107		-0-	15,440,000.00		15,089,032.38	350,967.62	-0-
NAVAL PETROLEUM RESERVE											
FUND RESOURCES:											
UNDISBURSED FUNDS											
	1976 17			1807			117,700,000.00		57,330,004.75		(60,369,995.25)
	1975-76					36,303,123.02			7,619,114.06		(28,684,008.96)
SUBTOTAL FY 1976						36,303,123.02	117,700,000.00		64,949,118.81		(89,054,004.21)
TRANSITION QUARTER											
UNDISBURSED FUNDS											
	1976 17			1807		(60,369,995.25)	47,500,000.00		6,662,725.35	242,009.91	100,965,259.99
	1975-76					(28,684,008.96)			21,874,236.26	76,464.09	6,733,308.61
SUBTOTAL TRANSITION QUARTER						(89,054,004.21)	47,500,000.00		28,536,961.61	318,474.00	107,698,568.60
FUND EQUITIES:											
UNBLIGATED BALANCE						-1,116,594.35				-1,116,594.35	
ACCOUNTS PAYABLE										17,030.12	-17,030.12
UNDELIVERED ORDERS						-35,186,528.67				72,495,009.81	-107,681,538.48
SUBTOTAL 17				1807		-0-	165,200,000.00		93,486,080.42	71,713,919.58	-0-
AIRCRAFT AND RELATED PROCUREMENT, NAVY											
FUND RESOURCES:											
UNDISBURSED FUNDS											
	PRIOR YEARS 17			1504		813,402.65			46,878.60		(766,524.05)
SUBTOTAL FY 1976						813,402.65			46,878.60		(766,524.05)
TRANSITION QUARTER											
UNDISBURSED FUNDS											
	PRIOR YEARS 17			1504		(766,524.05)					766,524.05
SUBTOTAL TRANSITION QUARTER						(766,524.05)					766,524.05
FUND EQUITIES:											
ACCOUNTS PAYABLE						-100,825.94				-100,000.00	-825.94
UNDELIVERED ORDERS						-712,576.71				53,121.40	-765,658.11
SUBTOTAL 17				1504		-0-			46,878.60	-46,878.60	-0-
PROCUREMENT OF ORDNANCE AND AMMUNITION, NAVY											
FUND RESOURCES:											
UNDISBURSED FUNDS											
	PRIOR YEARS 17			1710		25,758.22					(25,758.22)
SUBTOTAL FY 1976						25,758.22					(25,758.22)
TRANSITION QUARTER											
UNDISBURSED FUNDS											
	PRIOR YEARS 17			1710		(25,758.22)				18.76	25,739.46
SUBTOTAL TRANSITION QUARTER						(25,758.22)				18.76	25,739.46
FUND EQUITIES:											
UNDELIVERED ORDERS						-25,758.22				-18.76	-25,739.46
SUBTOTAL 17				1710		-0-					-0-
TOTAL, OPERATION AND MAINTENANCE, NAVY FY 1976 . . . . .							9,192,421,919.01		8,777,013,109.09	-41,178,493.81	
TOTAL, OPERATION AND MAINTENANCE, NAVY T.Q. . . . .							2,463,822,000.00		2,209,211,252.39	711,198,051.34	

DEPARTMENT OF THE AIR FORCE

GENERAL FUND ACCOUNTS

OPERATION AND MAINTENANCE, AIR FORCE  
FUND RESOURCES:

UNDISBURSED FUNDS	1976 57	3400	- - - - -	7,669,479,000.00	-1,970,000.00	6,859,947,392.03	- - - - -	(807,561,607.97)
	1975			757,233,961.63	- - - - -	642,088,365.48	- - - - -	(115,145,596.15)
	1974			111,140,445.28	- - - - -	62,984,426.18	- - - - -	(48,156,019.10)
	1972			-57,911,688.88	- - - - -	1,090,587.78	- - - - -	- - - - -
PRIOR YEARS				27,687,555.28	-59,002,276.66	25,688,175.74	-63,211,061.96	(6,208,164.84)
TRANSFER TO: TRANSPORTATION, FEDERAL HIGHWAY ADMINISTRATION	1976 69 57 3400 5		- - - - -	- - - - -	1,970,000.00	23,309.48	- - - - -	(1,946,690.52)
	1975			1,348,896.01	- - - - -	1,207,966.40	- - - - -	(140,929.61)
	1974			594,806.19	- - - - -	584,579.74	- - - - -	(10,226.45)
PRIOR YEARS				13,927.36	- - - - -	8,362.17	- - - - -	(5,565.19)
UNFUNDED CONTRACT AUTHORITY	1972 57 3400			64,668,599.03	7-63,211,061.96	- - - - -	8 <sup>1</sup> 1,457,537.07	- - - - -
SUBTOTAL FY 1976				904,776,501.90	7,606,267,938.04	7,593,623,165.00	-61,753,524.89	(979,174,799.83)
TRANSITION QUARTER UNDISBURSED FUNDS	1976 57 3400			(807,561,607.97)	1,957,295,000.00	-990,000.00	1,878,512,681.84	878,696,657.45
	1975			(115,145,596.15)	- - - - -	- - - - -	6,150,158.56	26,822,774.02
	1974			(48,156,019.10)	- - - - -	-29,597,550.61	4,875,908.99	13,682,559.50
1972				- - - - -	- - - - -	- - - - -	- - - - -	- - - - -
PRIOR YEARS				(6,208,164.84)	- - - - -	10 <sup>2</sup> 29,602,948.56	1,314,728.00	-5,059,108.51
TRANSFER TO: TRANSPORTATION, FEDERAL HIGHWAY ADMINISTRATION	1976 69 57 3400 5			(1,946,690.52)	- - - - -	990,000.00	437,154.95	7,699.50
	1975			(140,929.61)	- - - - -	- - - - -	8,529.33	122,152.02
	1974			(10,226.45)	- - - - -	- - - - -	2,382.54	7,843.91
PRIOR YEARS				(5,565.19)	- - - - -	-5,397.95	167.24	- - - - -
SUBTOTAL TRANSITION QUARTER				(979,174,799.83)	1,957,295,000.00	- - - - -	1,891,301,711.45	42,241,149.12
ACCOUNTS RECEIVABLE				192,079,665.56	- - - - -	- - - - -	-3,063,240.57	195,142,906.13
UNFILLED CUSTOMER ORDERS				8,664,430.84	- - - - -	- - - - -	4,127,917.11	4,536,513.73
FUND EQUITIES:				- - - - -	- - - - -	- - - - -	- - - - -	- - - - -
UNOBLIGATED BALANCE				-5,810,290.20	- - - - -	- - - - -	-5,810,290.20	- - - - -
ACCOUNTS PAYABLE				-664,725,618.19	- - - - -	- - - - -	17,051,658.37	-681,777,276.56
UNDELIVERED ORDERS				-434,984,689.91	- - - - -	- - - - -	85,844,392.65	-520,829,082.56
SUBTOTAL 57 3400				-0-	9,563,562,938.04	9,484,924,876.45	78,638,061.59	-0-
OPERATION AND MAINTENANCE, AIR FORCE RESERVE FUND RESOURCES:								
UNDISBURSED FUNDS	1976 57 3740		- - - - -	331,630,000.00	- - - - -	297,576,826.97	- - - - -	(34,053,173.03)
	1975			16,217,619.29	- - - - -	13,744,507.34	- - - - -	(2,473,111.95)
	1974			2,648,901.33	- - - - -	176,116.23	- - - - -	(2,472,785.10)
PRIOR YEARS				864,129.57	- - - - -	7,997.81	- - - - -	(856,131.76)
SUBTOTAL FY 1976				19,730,650.19	331,630,000.00	311,505,448.35	- - - - -	(39,855,201.84)
TRANSITION QUARTER UNDISBURSED FUNDS	1976 57 3740			(34,053,173.03)	85,190,000.00	- - - - -	82,697,404.44	3,808,279.17
	1975			(2,473,111.95)	- - - - -	- - - - -	242,944.82	61,004.12
	1974			(2,472,785.10)	- - - - -	-2,371,373.73	11,373.09	90,038.28
PRIOR YEARS				(856,131.76)	- - - - -	2,371,373.73	-1,291.94	840,209.92
SUBTOTAL TRANSITION QUARTER				(39,855,201.84)	85,190,000.00	- - - - -	82,950,430.41	4,799,531.49
ACCOUNTS RECEIVABLE				640,275.93	- - - - -	- - - - -	331,511.18	37,295,239.94
FUND EQUITIES:				- - - - -	- - - - -	- - - - -	- - - - -	- - - - -
ACCOUNTS PAYABLE				-18,328,880.88	- - - - -	- - - - -	17,175,640.33	-35,504,521.21
UNDELIVERED ORDERS				-2,042,045.24	- - - - -	- - - - -	57,438.24	-2,099,483.48
SUBTOTAL 57 3740				-0-	416,820,000.00	394,455,878.76	22,364,121.24	-0-
OPERATION AND MAINTENANCE, AIR NATIONAL GUARD FUND RESOURCES:								
UNDISBURSED FUNDS	1976 57 3840		- - - - -	713,500,000.00	- - - - -	654,294,914.95	- - - - -	(59,205,085.05)
	1975			60,356,835.60	- - - - -	52,390,595.03	- - - - -	(7,966,240.57)
	1974			7,624,191.27	- - - - -	821,635.48	- - - - -	(6,802,555.79)
PRIOR YEARS				162,843.75	- - - - -	107,268.66	- - - - -	(55,575.09)
SUBTOTAL FY 1976				68,143,870.62	713,500,000.00	707,614,414.12	- - - - -	(74,029,456.50)
TRANSITION QUARTER UNDISBURSED FUNDS	1976 57 3840			(59,205,085.05)	188,800,000.00	- - - - -	186,498,289.47	2,674,198.89
	1975			(7,966,240.57)	- - - - -	- - - - -	720,643.05	480,167.46
	1974			(6,802,555.79)	- - - - -	-271,442.36	6,510,454.17	6,765,430.06
PRIOR YEARS				(55,575.09)	- - - - -	271,442.36	20,659.26	- - - - -
SUBTOTAL TRANSITION QUARTEK				(74,029,456.50)	188,800,000.00	- - - - -	187,239,970.29	393,728.58
ACCOUNTS RECEIVABLE				2,221,221.22	- - - - -	- - - - -	9,597,730.88	65,991,755.33
UNFILLED CUSTOMER ORDERS				24,071.61	- - - - -	- - - - -	-1,764,934.18	3,986,155.40
FUND EQUITIES:				- - - - -	- - - - -	- - - - -	-171,430.20	195,501.81
ACCOUNTS PAYABLE				-32,058,082.11	- - - - -	- - - - -	- - - - -	-7,123,301.06
UNDELIVERED ORDERS				-38,331,081.34	- - - - -	- - - - -	- - - - -	-24,934,781.05
SUBTOTAL 57 3840				-0-	902,300,000.00	894,854,384.41	7,445,615.59	-45,238,631.49

FOOTNOTES AT END OF CHAPTER

Appropriations, Outlays, and Balances - Continued

Appropriation or Fund Account		Account symbol				Balances beginning of fiscal year 1/	Appropriations and other obligational authority 2/	Transfers, borrowings, and investments (net) 3/	Outlays (net)	Balances withdrawn and other transactions 4/	Balances end of fiscal year 5/
Title	Period of availability	Dept. Reg.	Tr. From	Account No.	Sub. No.						
DEPARTMENT OF DEFENSE - MILITARY-CONTINUED											
OPERATION AND MAINTENANCE-CONTINUED											
DEPARTMENT OF THE AIR FORCE-CONTINUED											
GENERAL FUND ACCOUNTS-CONTINUED											
DISCONTINUED PROCUREMENT											
APPROPRIATIONS, AIR FORCE											
FUND RESOURCES:											
UNDISBURSED FUNDS	PRIOR YEARS	57		3199		\$119,335.23	-	-	\$83,203.31	-	(\$36,131.92)
	SUBTOTAL FY 1976					119,335.23	-	-	83,203.31	-	(36,131.92)
TRANSITION QUARTER	PRIOR YEARS	57		3199		(36,131.92)	-	-	-	-53,033.51	89,165.43
UNDISBURSED FUNDS						(36,131.92)	-	-	-	-53,033.51	89,165.43
	SUBTOTAL TRANSITION QUARTER						-	-	-		
FUND EQUITIES:											
UNDELIVERED ORDERS						-119,335.23	-	-	-	-30,169.80	-89,165.43
	SUBTOTAL 57			3199		-0-	-	-	83,203.31	-83,203.31	-0-
TOTAL, OPERATION AND MAINTENANCE, AIR FORCE FY 1976						-	\$8,651,397,938.04	-	8,612,826,230.78	-61,753,524.89	-
TOTAL, OPERATION AND MAINTENANCE, AIR FORCE T.O.						-	2,231,285,000.00	-	2,161,492,112.15	170,118,120.00	-
DEFENSE AGENCIES											
GENERAL FUND ACCOUNTS											
OPERATION AND MAINTENANCE, DEFENSE AGENCIES											
FUND RESOURCES:											
UNDISBURSED FUNDS	1976	97		0100		-	2,550,931,000.00	-	2,255,178,914.86	-	(295,752,085.14)
	1975					328,582,012.14	-	-	250,430,028.42	-	(78,151,983.72)
	1974					12,971,637.37	-	-	6,438,063.70	-	(6,533,573.67)
	PRIOR YEARS					4,913,891.32	-	-	1,424,218.44	-	(3,489,672.88)
	SUBTOTAL FY 1976					346,467,540.83	2,550,931,000.00	-	2,513,471,225.42	-	(383,927,315.41)
TRANSITION QUARTER	1976	97		0100		(295,752,085.14)	689,012,000.00	\$913,000.00	607,093,221.82	10,572,343.23	368,011,520.09
UNDISBURSED FUNDS	1975					(78,151,983.72)	-	-	6,115,486.95	3,368,203.28	68,668,293.49
	1974					(6,533,573.67)	-	-	582,171.10	-1,321,192.59	-
	PRIOR YEARS					(3,489,672.88)	-	-	7,272,595.16	715,490.75	9,925,669.20
	SUBTOTAL TRANSITION QUARTER					(383,927,315.41)	689,012,000.00	913,000.00	613,911,987.96	13,334,844.67	446,605,482.78
ACCOUNTS RECEIVABLE						94,471,790.54	-	-	-	-21,297,499.36	115,769,289.90
UNFILLED CUSTOMER ORDERS						2,513,046.28	-	-	-	2,417,976.01	95,070.27
FUND EQUITIES:											
UNOBLIGATED BALANCE						-2,397,374.56	-	-	-	-2,397,374.56	-
ACCOUNTS PAYABLE						-387,338,843.58	-	-	-	100,232,826.10	-487,571,669.68
UNDELIVERED ORDERS						-53,716,159.51	-	-	-	21,182,013.76	-74,898,173.27
	SUBTOTAL 97			0100		-0-	3,239,943,000.00	913,000.00	3,127,383,213.38	113,472,786.62	-0-
CLAIMS, DEFENSE											
FUND RESOURCES:											
UNDISBURSED FUNDS	1976	97		0102		-	71,600,000.00	-	68,689,964.39	-	(2,910,035.61)
	1975					2,489,149.10	-	-	1,756,379.51	-	(732,769.59)
	1974					654,313.39	-	-	-5,013.78	-	(659,327.17)
	PRIOR YEARS					590,012.16	-	-	1,467.58	-	(588,544.58)
	SUBTOTAL FY 1976					3,733,474.65	71,600,000.00	-	70,442,797.70	-	(4,890,676.95)
TRANSITION QUARTER	1976	97		0102		(2,910,035.61)	24,600,000.00	-	17,159,889.55	862,068.96	9,488,077.10
UNDISBURSED FUNDS	1975					(732,769.59)	-	-	4,730.51	25,372.21	702,666.87
	1974					(659,327.17)	-	-	-616,893.96	10,353.06	-
	PRIOR YEARS					(588,544.58)	-	-	32,080.15	549,947.10	655,252.04
	SUBTOTAL TRANSITION QUARTER					(4,890,676.95)	24,600,000.00	616,893.96	17,196,939.61	1,447,741.33	10,845,956.01
ACCOUNTS RECEIVABLE						781.77	-	-	-	-95,136.65	95,918.42
FUND EQUITIES:											
ACCOUNTS PAYABLE						-3,734,256.42	-	-	-	4,215,622.60	-7,945,879.02
UNDELIVERED ORDERS						-	-	-	-	2,992,035.41	-2,992,035.41
	SUBTOTAL 97			0102		-0-	96,200,000.00	-	87,639,737.31	8,560,262.69	-0-

CONTINGENCIES, DEFENSE									
FUND RESOURCES:									
UNDISBURSED FUNDS		1976 97	0101	- - - - -	2,500,000.00	- - - - -	14,071.35	- - - - -	(2,485,928.65)
		1975		- - - - -	- - - - -	- - - - -	- - - - -	- - - - -	- - - - -
		1974		- - - - -	362,273.43	- - - - -	362,273.43	- - - - -	- - - - -
	PRIOR YEARS			- - - - -	992,191.59	- - - - -	655,745.95	- - - - -	(336,445.64)
	SUBTOTAL FY 1976			- - - - -	1,354,465.02	- - - - -	1,032,090.73	- - - - -	(2,822,374.29)
TRANSITION QUARTER									
UNDISBURSED FUNDS		1976 97	0101	(2,485,928.65)	725,000.00	- - - - -	1,085,714.13	22,000.00	2,103,214.52
		1975		- - - - -	- - - - -	- - - - -	- - - - -	- - - - -	- - - - -
		1974		- - - - -	- - - - -	- - - - -	- - - - -	- - - - -	- - - - -
	PRIOR YEARS			- - - - -	(336,445.64)	- - - - -	331,658.89	-29,288.00	34,074.75
	SUBTOTAL TRANSITION QUARTER			- - - - -	(2,822,374.29)	- - - - -	1,417,373.02	-7,288.00	2,137,289.27
ACCOUNTS RECEIVABLE				- - - - -	76.18	- - - - -	- - - - -	- - - - -	76.18
FUND EQUITIES:									
UNOBLIGATED BALANCE				- - - - -	-76.18	- - - - -	- - - - -	- - - - -	6-76.18
ACCOUNTS PAYABLE				- - - - -	-255,276.01	- - - - -	- - - - -	324,669.70	-579,945.71
UNDELIVERED ORDERS				- - - - -	-1,099,189.01	- - - - -	- - - - -	458,154.55	-1,557,343.56
	SUBTOTAL 97	0101		- - - - -	-0-	- - - - -	2,449,463.75	775,536.25	-0-
COURT OF MILITARY APPEALS, DEFENSE									
FUND RESOURCES:									
UNDISBURSED FUNDS		1976 97	0104	- - - - -	1,167,000.00	- - - - -	1,009,974.63	- - - - -	(157,025.37)
		1975		- - - - -	78,336.47	- - - - -	28,766.55	- - - - -	(49,569.92)
		1974		- - - - -	2,485.51	- - - - -	80.97	- - - - -	(2,404.54)
	PRIOR YEARS			- - - - -	3,940.87	- - - - -	575.32	- - - - -	(3,365.55)
	SUBTOTAL FY 1976			- - - - -	84,762.85	- - - - -	1,039,397.47	- - - - -	(212,365.38)
TRANSITION QUARTER									
UNDISBURSED FUNDS		1976 97	0104	(157,025.37)	296,000.00	- - - - -	272,656.28	33,367.46	147,001.63
		1975		- - - - -	(49,569.92)	- - - - -	26,937.84	-495.91	23,127.99
		1974		- - - - -	(2,404.54)	- - - - -	75.19	- - - - -	- - - - -
	PRIOR YEARS			- - - - -	(3,365.55)	- - - - -	-2,329.35	- - - - -	5,694.90
	SUBTOTAL TRANSITION QUARTER			- - - - -	(212,365.38)	- - - - -	2,329.35	- - - - -	175,824.52
ACCOUNTS RECEIVABLE				- - - - -	- - - - -	- - - - -	299,669.31	32,871.55	175,824.52
FUND EQUITIES:									
ACCOUNTS PAYABLE				- - - - -	-84,762.85	- - - - -	- - - - -	-76.00	76.00
	SUBTOTAL 97	0104		- - - - -	-0-	- - - - -	1,339,066.78	91,137.67	-175,900.52
				- - - - -	1,463,000.00	- - - - -	1,339,066.78	123,933.22	-0-
TOTAL, OPERATION AND MAINTENANCE, DEFENSE AGENCIES FY 1976 . . . . .				- - - - -	2,626,198,000.00	- - - - -	2,585,985,511.32	- - - - -	- - - - -
TOTAL, OPERATION AND MAINTENANCE, DEFENSE AGENCIES T.Q. . . . .				- - - - -	714,633,000.00	913,000.00	632,825,969.90	122,932,518.78	- - - - -
TOTAL, OPERATION AND MAINTENANCE FY 1976 . . . . .				- - - - -	28,705,871,996.21	- - - - -	27,901,589,614.05	-139,092,386.57	- - - - -
TOTAL, OPERATION AND MAINTENANCE T.Q. . . . .				- - - - -	7,559,020,000.00	913,000.00	7,260,781,434.14	1,242,526,334.59	- - - - -
PROCUREMENT									
DEPARTMENT OF THE ARMY									
GENERAL FUND ACCOUNTS									
AIRCRAFT PROCUREMENT, ARMY									
FUND RESOURCES:									
UNDISBURSED FUNDS									
		1976-78 21	2031	- - - - -	327,700,000.00	- - - - -	31,452,709.39	- - - - -	(296,247,290.61)
		1975-77		- - - - -	230,741,169.11	- - - - -	81,418,359.34	- - - - -	(149,322,809.77)
		1974-76		- - - - -	68,490,476.50	- - - - -	47,905,087.14	- - - - -	(20,585,389.36)
		1973-75		- - - - -	-47,131,407.41	- - - - -	-19,411,989.29	- - - - -	(-27,719,418.12)
		1972-74		- - - - -	-1,808,019.72	- - - - -	-5,741,450.21	- - - - -	(3,933,430.49)
	SUBTOTAL FY 1976			- - - - -	250,292,218.48	- - - - -	135,622,716.37	- - - - -	(442,369,502.11)
TRANSITION QUARTER									
UNDISBURSED FUNDS		1976-78 21	2031	(296,247,290.61)	59,400,000.00	- - - - -	30,496,393.14	- - - - -	325,150,857.47
		1975-77		- - - - -	(149,322,809.77)	- - - - -	21,626,801.08	- - - - -	127,696,008.69
		1974-76		- - - - -	(20,585,389.36)	- - - - -	25,068,734.73	- - - - -	11-4,483,345.37
		1973-75 <sup>12</sup>		- - - - -	(-27,719,418.12)	- - - - -	-51,772,152.76	7,277,552.34	16,775,182.30
		1972-74 <sup>12</sup>		- - - - -	(3,933,430.49)	- - - - -	1,050,633.91	2,882,796.58	- - - - -
	SUBTOTAL TRANSITION QUARTER			- - - - -	(442,369,502.11)	- - - - -	26,470,410.10	10,160,348.92	465,138,743.09
ACCOUNTS RECEIVABLE				- - - - -	54,333,451.39	- - - - -	- - - - -	2,595,008.91	51,738,442.48
UNFILLED CUSTOMER ORDERS				- - - - -	694,771,147.28	- - - - -	- - - - -	197,786,010.23	496,985,137.05

Appropriations, Outlays, and Balances - Continued

Appropriation or Fund Account		Account symbol			Balances beginning of fiscal year <u>1/</u>	Appropriations and other obligational authority <u>2/</u>	Transfers, borrowings, and investments (net) <u>3/</u>	Outlays (net)	Balances withdrawn and other transactions <u>4/</u>	Balances end of fiscal year <u>5/</u>
Title	Period of availability	Dept. Reg.	Account No.	Sub. No.						
DEPARTMENT OF DEFENSE - MILITARY-CONTINUED										
PROCUREMENT-CONTINUED										
DEPARTMENT OF THE ARMY-CONTINUED										
GENERAL FUND ACCOUNTS-CONTINUED										
AIRCRAFT PROCUREMENT, ARMY-CONTINUED										
FUND EQUITIES:										
UNOBLIGATED BALANCE					- \$169,876,051.71	- - - - -	- - - - -	- - - - -	\$32,840,865.01	<sup>13</sup> - \$202,716,916.72
ACCOUNTS PAYABLE					-169,541,260.01	- - - - -	- - - - -	- - - - -	58,135,968.54	-227,677,228.55
UNDELIVERED ORDERS					-659,979,505.43	- - - - -	- - - - -	- - - - -	-76,511,328.08	-583,468,177.35
	SUBTOTAL 21		2031		-0-	\$387,100,000.00		\$162,093,126.47	225,006,873.53	-0-
MISSILE PROCUREMENT, ARMY										
FUND RESOURCES:										
UNDISBURSED FUNDS	1976-78	21	2032		- - - - -	412,800,000.00	- - - - -	-17,871,517.97	- - - - -	(430,671,517.97)
	1975-77				314,963,376.52	- - - - -	- - - - -	271,623,344.55	- - - - -	(43,340,031.97)
	1974-76				94,788,936.21	- - - - -	- - - - -	83,108,804.79	- - - - -	(11,680,131.42)
	1973-75				-100,352,824.84	- - - - -	- - - - -	-141,455,882.65	- - - - -	(41,103,057.81)
	1972-74				-16,432,745.78	- - - - -	- - - - -	-36,020,567.35	- - - - -	(19,587,821.57)
	SUBTOTAL FY 1976				292,966,742.11	412,800,000.00	- - - - -	159,384,181.37	- - - - -	(546,382,560.74)
TRANSITION QUARTER										
UNDISBURSED FUNDS	1976-78	21	2032		(430,671,517.97)	42,600,000.00	- - - - -	24,372,260.04	- - - - -	448,899,257.93
	1975-77				(43,340,031.97)	- - - - -	- - - - -	-125,838,357.96	- - - - -	169,178,389.93
	1974-76				(11,680,131.42)	- - - - -	- - - - -	22,242,565.64	- - - - -	<sup>11</sup> -10,562,434.22
	1973-75 <sup>12</sup>				(41,103,057.81)	- - - - -	- - - - -	-9,675,467.87	26,359,332.68	24,419,153.00
	1972-74				(19,587,821.57)	- - - - -	- \$18,336,778.71	-3,773,858.49	5,024,901.35	- - - - -
	PRIOR YEARS <sup>12</sup>				- - - - -	- - - - -	18,336,778.71	- - - - -	- - - - -	18,336,778.71
	SUBTOTAL TRANSITION QUARTER				(546,382,560.74)	42,600,000.00	- - - - -	-92,672,858.64	31,384,234.03	650,271,185.35
ACCOUNTS RECEIVABLE										
UNFILLED CUSTOMER ORDERS					140,600,053.11	- - - - -	- - - - -	46,908,995.77	- - - - -	93,691,057.34
					1,496,130,958.98	- - - - -	- - - - -	-297,960,618.69	- - - - -	1,794,091,577.67
FUND EQUITIES:										
UNOBLIGATED BALANCE					-628,404,636.87	- - - - -	- - - - -	- - - - -	-66,621,022.20	<sup>14</sup> -561,783,614.67
ACCOUNTS PAYABLE					-144,005,353.38	- - - - -	- - - - -	- - - - -	694,229,761.09	-838,235,114.47
UNDELIVERED ORDERS					-1,157,287,763.95	- - - - -	- - - - -	- - - - -	-19,252,672.73	-1,138,035,091.22
	SUBTOTAL 21		2032		-0-	455,400,000.00		66,711,322.73	388,688,677.27	-0-
PROCUREMENT OF WEAPONS AND TRACKED COMBAT										
VEHICLES, ARMY										
FUND RESOURCES:										
UNDISBURSED FUNDS	1976-78	21	2033		- - - - -	874,000,000.00	- - - - -	48,202,134.07	- - - - -	(825,797,865.93)
	1975-77				363,014,887.51	- - - - -	- - - - -	174,433,164.42	- - - - -	(188,581,723.09)
	1974-76				95,083,947.49	- - - - -	- - - - -	-66,452,235.16	- - - - -	(161,536,182.65)
	1973-75				-23,953,609.36	- - - - -	- - - - -	-29,779,325.80	- - - - -	(5,825,716.44)
	1972-74				-64,451,028.66	- - - - -	- - - - -	-71,362,397.16	- - - - -	(6,911,368.50)
	SUBTOTAL FY 1976				369,694,196.98	874,000,000.00	- - - - -	55,041,340.37	- - - - -	(1,188,652,856.61)
TRANSITION QUARTER										
UNDISBURSED FUNDS	1976-78	21	2033		(825,797,865.93)	255,000,000.00	- - - - -	44,781,263.42	- - - - -	1,036,016,602.51
	1975-77				(188,581,723.09)	- - - - -	- - - - -	58,545,351.54	- - - - -	130,036,371.55
	1974-76				(161,536,182.65)	- - - - -	- - - - -	-19,050,765.14	109,221,831.37	71,365,116.42
	1973-75				(5,825,716.44)	- - - - -	- - - - -	2,071,157.53	770,113.78	2,984,445.13
	1972-74				(6,911,368.50)	- - - - -	- - - - -	-887,124.73	4,731,746.19	1,292,497.58
	PRIOR YEARS				- - - - -	- - - - -	887,124.73	- - - - -	- - - - -	887,124.73
	SUBTOTAL TRANSITION QUARTER				(1,188,652,856.61)	255,000,000.00	- - - - -	91,078,753.54	111,284,442.73	1,241,289,660.34
ACCOUNTS RECEIVABLE										
UNFILLED CUSTOMER ORDERS					166,040,691.65	- - - - -	- - - - -	-160,999,655.14	- - - - -	327,040,346.79
					1,159,265,966.36	- - - - -	- - - - -	-246,499,096.38	- - - - -	1,405,765,062.74
FUND EQUITIES:										
UNOBLIGATED BALANCE					-308,482,137.26	- - - - -	- - - - -	- - - - -	386,442,389.78	-694,924,527.04
ACCOUNTS PAYABLE					-71,081,644.90	- - - - -	- - - - -	- - - - -	595,867,937.69	-666,949,582.59
UNDELIVERED ORDERS					-1,315,437,072.83	- - - - -	- - - - -	- - - - -	296,783,887.41	-1,612,220,960.24
	SUBTOTAL 21		2033		-0-	1,129,000,000.00		146,120,093.91	982,879,906.09	-0-
PROCUREMENT OF AMMUNITION, ARMY										
FUND RESOURCES:										
UNDISBURSED FUNDS	1976-78	21	2034		- - - - -	637,200,000.00	37,300,000.00	70,407,738.22	- - - - -	(604,092,261.78)
	1975-77				874,254,460.51	- - - - -	-155,300,000.00	150,718,663.75	- - - - -	(568,235,796.76)
	1974-76				186,777,397.44	- - - - -	-50,000,000.00	95,308,845.87	- - - - -	(41,468,551.57)
	1973-75				87,901,222.72	- - - - -	- - - - -	91,431,700.72	- - - - -	(46,469,522.00)
	1972-74				81,047,309.32	- - - - -	- - - - -	71,277,939.97	- - - - -	(9,769,369.35)
	SUBTOTAL FY 1976				1,229,980,389.99	637,200,000.00	-118,000,000.00	479,144,888.53	- - - - -	(1,270,035,501.46)

TRANSITION QUARTER UNDISBURSED FUNDS	1976-78 21	2034	(604,092,261.78)	252,800,000.00	- - - - -	70,705,812.77	- - - - -	786,186,449.01
	1975-77		(568,235,796.76)	- - - - -	- - - - -	59,113,063.92	- - - - -	509,122,732.84
	1974-76		(41,468,551.57)	- - - - -	- - - - -	-144,944,491.11	103,421,816.89	82,991,225.79
	1973-75		(46,469,522.00)	- - - - -	- - - - -	8,284,178.08	-2,046,469.85	40,231,813.77
	1972-74		(9,769,369.35)	- - - - -	- - - - -	7,371,936.29	-4,508,904.45	- - - - -
	PRIOR YEARS		- - - - -	- - - - -	- - - - -	6,906,337.51	- - - - -	6,906,337.51
	SUBTOTAL TRANSITION QUARTER		(1,270,035,501.46)	252,800,000.00	- - - - -	530,499.95	96,866,442.59	1,425,438,558.92
ACCOUNTS RECEIVABLE			414,862,413.96	- - - - -	- - - - -	- - - - -	208,942,084.96	205,920,329.00
UNFILLED CUSTOMER ORDERS			898,788,373.01	- - - - -	- - - - -	- - - - -	163,986,334.02	734,802,038.99
FUND EQUITIES:								
UNOBLIGATED BALANCE			-1,181,763,147.96	- - - - -	- - - - -	- - - - -	-212,571,187.50	-969,191,960.46
ACCOUNTS PAYABLE			-141,079,362.31	- - - - -	- - - - -	- - - - -	93,847,372.58	-234,926,734.89
UNDELIVERED ORDERS			-1,220,788,666.69	- - - - -	- - - - -	- - - - -	-58,746,435.13	-1,162,042,231.56
	SUBTOTAL 21	2034	-0-	890,000,000.00	-118,000,000.00	479,675,388.48	292,324,611.52	-0-
OTHER PROCUREMENT, ARMY FUND RESOURCES:								
UNDISBURSED FUNDS	1976-78 21	2035	- - - - -	888,300,000.00	- - - - -	117,456,818.20	- - - - -	(770,843,181.80)
	1975-77		563,147,823.42	- - - - -	- - - - -	261,833,436.74	- - - - -	(301,314,386.68)
	1974-76		188,655,065.06	- - - - -	- - - - -	100,148,432.32	- - - - -	(88,506,632.74)
	1973-75		79,006,775.03	- - - - -	- - - - -	64,395,657.74	- - - - -	(14,611,117.29)
	1972-74		-37,894,505.87	17,200,000.00	- - - - -	-27,320,894.64	- - - - -	(6,626,388.77)
	SUBTOTAL FY 1976		792,915,157.64	905,500,000.00	- - - - -	516,513,450.36	- - - - -	(1,181,901,707.28)
TRANSITION QUARTER UNDISBURSED FUNDS	1976-78 21	2035	(770,843,181.80)	197,700,000.00	- - - - -	103,693,797.73	- - - - -	864,849,384.07
	1975-77		(301,314,386.68)	- - - - -	- - - - -	73,363,900.66	- - - - -	227,950,486.02
	1974-76		(88,506,632.74)	- - - - -	- - - - -	7,458,356.67	72,178,162.88	8,870,113.19
	1973-75 <sup>12</sup>		(14,611,117.29)	- - - - -	- - - - -	11,814,679.33	-9,035,358.00	11,831,795.96
	1972-74 <sup>12</sup>		(6,626,388.77)	- - - - -	- - - - -	-4,899,314.31	11,525,703.08	- - - - -
	SUBTOTAL TRANSITION QUARTER		(1,181,901,707.28)	197,700,000.00	- - - - -	191,431,420.08	74,668,507.96	1,113,501,779.24
ACCOUNTS RECEIVABLE			28,911,129.49	- - - - -	- - - - -	- - - - -	-189,614,738.08	218,525,867.57
UNFILLED CUSTOMER ORDERS			694,971,246.26	- - - - -	- - - - -	- - - - -	146,958,240.95	548,013,005.31
FUND EQUITIES:								
UNOBLIGATED BALANCE			-394,544,682.57	- - - - -	- - - - -	- - - - -	265,984,617.04	<sup>15</sup> -660,529,299.61
ACCOUNTS PAYABLE			-101,456,444.86	- - - - -	- - - - -	- - - - -	113,633,015.73	-215,089,460.59
UNDELIVERED ORDERS			-1,020,796,405.96	- - - - -	- - - - -	- - - - -	-16,374,514.04	-1,004,421,891.92
	SUBTOTAL 21	2035	-0-	1,103,200,000.00	- - - - -	707,944,870.44	395,255,129.56	-0-
UNAPPLIED APPROPRIATION FINANCED MATERIEL CHARGES, ARMY FUND RESOURCES:								
UNDISBURSED FUNDS	NO YEAR 21	1997	-10,684.38	- - - - -	- - - - -	-10,684.38	- - - - -	- - - - -
	SUBTOTAL FY 1976		-10,684.38	- - - - -	- - - - -	-10,684.38	- - - - -	- - - - -
FUND EQUITIES:								
ACCOUNTS PAYABLE	SUBTOTAL 21	1997	10,684.38	- - - - -	- - - - -	- - - - -	10,684.38	- - - - -
			-0-	- - - - -	- - - - -	-10,684.38	10,684.38	-0-
PROCUREMENT OF EQUIPMENT AND MISSILES, ARMY FUND RESOURCES:								
UNDISBURSED FUNDS	1971-73 21	2030	-65,677,129.00	29,800,000.00	118,000,000.00	7,762,270.61	- - - - -	(74,360,600.39)
	SUBTOTAL FY 1976		-65,677,129.00	29,800,000.00	118,000,000.00	7,762,270.61	- - - - -	(74,360,600.39)
TRANSITION QUARTER UNDISBURSED FUNDS	1971-73 21	2030	(74,360,600.39)	- - - - -	-66,840,659.99	-49,564,702.38	57,084,642.78	- - - - -
	PRIOR YEARS <sup>12</sup>		- - - - -	- - - - -	66,840,659.99	- - - - -	- - - - -	66,840,659.99
	SUBTOTAL TRANSITION QUARTER		(74,360,600.39)	- - - - -	- - - - -	-49,564,702.38	57,084,642.78	66,840,659.99
ACCOUNTS RECEIVABLE			93,206,781.72	- - - - -	- - - - -	- - - - -	77,582,437.35	15,624,344.37
UNFILLED CUSTOMER ORDERS			63,093,111.20	- - - - -	- - - - -	- - - - -	53,884,727.86	9,208,383.34
FUND EQUITIES:								
UNOBLIGATED BALANCE			73,724,810.16	- - - - -	- - - - -	- - - - -	73,724,810.16	- - - - -
ACCOUNTS PAYABLE			-9,652,112.03	- - - - -	- - - - -	- - - - -	7,903,130.45	-17,555,242.48
UNDELIVERED ORDERS			-154,695,462.05	- - - - -	- - - - -	- - - - -	-80,577,316.83	-74,118,145.22
	SUBTOTAL 21	2030	-0-	29,800,000.00	118,000,000.00	-41,802,431.77	189,602,431.77	-0-
TOTAL, PROCUREMENT, ARMY FY 1976 . . . . .			- - - - -	3,187,000,000.00	- - - - -	1,353,458,163.23	- - - - -	- - - - -
TOTAL, PROCUREMENT, ARMY T.Q. . . . .			- - - - -	807,500,000.00	- - - - -	167,273,522.65	2,473,768,314.12	- - - - -

FOOTNOTES AT END OF CHAPTER



Appropriations, Outlays, and Balances - Continued

Appropriation or Fund Account		Account symbol			Balances beginning of fiscal year 1/	Appropriations and other obligational authority 2/	Transfers, borrowings, and investments (net) 3/	Outlays (net)	Balances withdrawn and other transactions 4/	Balances end of fiscal year 5/
Title	Period of availability	Dept. Reg.	Account No.	Sub No.						
DEPARTMENT OF DEFENSE - MILITARY-CONTINUED										
PROCUREMENT-CONTINUED										
DEPARTMENT OF THE NAVY										
GENERAL FUND ACCOUNTS										
AIRCRAFT PROCUREMENT, NAVY										
FUND RESOURCES:										
UNDISBURSED FUNDS	1976-78	17	1506		- - - - -	\$2,972,800,000.00	- - - - -	\$418,840,067.72	- - - - -	(\$2,553,959,932.28)
	1975-77				\$2,369,527,175.37	- - - - -	- - - - -	1,490,352,064.70	- - - - -	(879,175,110.67)
	1974-76				1,165,927,503.41	- - - - -	- - - - -	852,161,052.40	- - - - -	(313,766,451.01)
	SUBTOTAL FY 1976				3,535,454,678.78	2,972,800,000.00	- - - - -	2,761,353,184.82	- - - - -	(3,746,901,493.96)
TRANSITION QUARTER										
UNDISBURSED FUNDS	1976-78	17	1506		(2,553,959,932.28)	585,500,000.00	- - - - -	319,251,361.49	- - - - -	2,820,208,570.79
	1975-77				(879,175,110.67)	- - - - -	- - - - -	263,081,300.97	- - - - -	616,093,809.70
	1974-76				(313,766,451.01)	- - - - -	- - - - -	70,215,702.66	\$47,891,373.44	195,659,374.91
	SUBTOTAL TRANSITION QUARTER				(3,746,901,493.96)	585,500,000.00	- - - - -	652,548,365.12	47,891,373.44	3,631,961,755.40
ACCOUNTS RECEIVABLE					5,487,037.82	- - - - -	- - - - -	- - - - -	-8,154,591.65	13,641,629.47
UNFILLED CUSTOMER ORDERS					26,570,331.24	- - - - -	- - - - -	- - - - -	-4,305,126.17	30,875,457.41
FUND EQUITIES:										
UNOBLIGATED BALANCE					-762,737,282.51	- - - - -	- - - - -	- - - - -	389,420,068.84	-1,152,157,351.35
ACCOUNTS PAYABLE					-476,602,926.58	- - - - -	- - - - -	- - - - -	-177,165,498.54	-299,437,428.04
UNDELIVERED ORDERS					-2,328,171,838.75	- - - - -	- - - - -	- - - - -	-103,287,775.86	-2,224,884,062.89
	SUBTOTAL 17		1506		-0-	3,558,300,000.00	- - - - -	3,413,901,549.94	144,398,450.06	-0-
WEAPONS PROCUREMENT, NAVY										
FUND RESOURCES:										
UNDISBURSED FUNDS	1976-78	17	1507		- - - - -	1,172,600,000.00	- - - - -	157,809,628.32	- - - - -	(1,014,790,371.68)
	1975-77				591,523,608.07	- - - - -	- - - - -	282,888,980.79	- - - - -	(308,634,627.28)
	1974-76				319,999,032.00	- - - - -	- - - - -	200,715,597.52	- - - - -	(119,283,434.48)
	SUBTOTAL FY 1976				911,522,640.07	1,172,600,000.00	- - - - -	641,414,206.63	- - - - -	(1,442,708,433.44)
TRANSITION QUARTER										
UNDISBURSED FUNDS	1976-78	17	1507		(1,014,790,371.68)	321,700,000.00	- - - - -	89,121,560.69	- - - - -	1,247,368,810.99
	1975-77				(308,634,627.28)	- - - - -	- - - - -	67,726,662.16	- - - - -	240,907,965.12
	1974-76				(119,283,434.48)	- - - - -	- - - - -	29,600,383.64	16,835,724.70	72,847,326.14
	SUBTOTAL TRANSITION QUARTER				(1,442,708,433.44)	321,700,000.00	- - - - -	186,448,606.49	16,835,724.70	1,561,124,102.25
ACCOUNTS RECEIVABLE					2,311,018.86	- - - - -	- - - - -	- - - - -	-8,794,539.98	11,105,558.84
UNFILLED CUSTOMER ORDERS					15,999,154.84	- - - - -	- - - - -	- - - - -	5,901,217.06	10,097,937.78
FUND EQUITIES:										
UNOBLIGATED BALANCE					-229,870,213.28	- - - - -	- - - - -	- - - - -	358,996,833.41	-588,867,046.69
ACCOUNTS PAYABLE					-51,744,011.83	- - - - -	- - - - -	- - - - -	74,196,163.42	-125,940,175.25
UNDELIVERED ORDERS					-648,218,588.66	- - - - -	- - - - -	- - - - -	219,301,788.27	-867,520,376.93
	SUBTOTAL 17		1507		-0-	1,494,300,000.00	- - - - -	827,862,813.12	666,437,186.88	-0-
SHIPBUILDING AND CONVERSION, NAVY										
FUND RESOURCES:										
UNDISBURSED FUNDS	1976-80	17	1611		- - - - -	3,853,000,000.00	\$75,000,000.00	144,304,460.87	- - - - -	(3,783,695,539.13)
	1975-79				3,069,601,826.29	- - - - -	-63,200,000.00	454,254,163.95	- - - - -	(2,552,147,662.34)
	1974-78				2,629,442,485.67	- - - - -	-11,800,000.00	748,950,050.61	- - - - -	(1,868,692,435.06)
	1973-77				1,648,112,283.40	- - - - -	- - - - -	485,462,291.91	- - - - -	(1,162,649,991.49)
	1972-76				1,034,379,069.40	- - - - -	- - - - -	342,409,274.77	- - - - -	(691,969,794.63)
	1971-75				705,432,179.98	- - - - -	- - - - -	430,760,675.64	- - - - -	(274,671,504.34)
	SUBTOTAL FY 1976				9,086,967,844.74	3,853,000,000.00	- - - - -	2,606,140,917.75	- - - - -	(10,333,826,926.99)
TRANSITION QUARTER										
UNDISBURSED FUNDS	1976-80	17	1611		(3,783,695,539.13)	471,200,000.00	- - - - -	124,151,424.18	- - - - -	4,130,744,114.95
	1975-79				(2,552,147,662.34)	- - - - -	- - - - -	149,503,790.65	- - - - -	2,402,643,871.69
	1974-78				(1,868,692,435.06)	- - - - -	- - - - -	99,222,279.62	- - - - -	1,769,470,155.44
	1973-77				(1,162,649,991.49)	- - - - -	- - - - -	120,290,455.21	- - - - -	1,042,359,536.28
	1972-76				(691,969,794.63)	- - - - -	- - - - -	87,383,517.71	174,787,500.00	429,798,776.92
	1971-75				(274,671,504.34)	- - - - -	- - - - -	80,039,556.99	-193,540,204.98	388,172,152.33
	SUBTOTAL TRANSITION QUARTER				(10,333,826,926.99)	471,200,000.00	- - - - -	660,591,024.36	-18,752,704.98	10,163,188,607.61
ACCOUNTS RECEIVABLE					6,252,066.90	- - - - -	- - - - -	- - - - -	-16,267,157.96	22,519,224.86
UNFILLED CUSTOMER ORDERS					1,658,338,496.85	- - - - -	- - - - -	- - - - -	568,438,927.31	1,089,899,569.54
FUND EQUITIES:										
UNOBLIGATED BALANCE					-4,943,900,017.46	- - - - -	- - - - -	- - - - -	-370,800,082.20	-4,573,099,935.26
ACCOUNTS PAYABLE					-385,591,148.47	- - - - -	- - - - -	- - - - -	-21,740,946.37	-363,850,202.10
UNDELIVERED ORDERS					-5,422,067,242.56	- - - - -	- - - - -	- - - - -	916,590,022.09	-6,338,657,264.65
	SUBTOTAL 17		1611		-0-	4,324,200,000.00	- - - - -	3,266,731,942.11	1,057,468,057.89	-0-

OTHER PROCUREMENT, NAVY									
FUND RESOURCES:									
UNDISBURSED FUNDS		1976-78 17	1810	- - - - -	1,833,700,000.00	- - - - -	263,045,189.53	- - - - -	(1,570,654,810.47)
		1975-77		1,331,153,639.38	- - - - -	654,716,656.05	- - - - -	(676,436,983.33)	
		1974-76		613,464,707.37	- - - - -	271,011,133.21	- - - - -	(342,453,574.16)	
		1973-75		273,726,681.09	- - - - -	187,030,067.46	- - - - -	(86,696,613.63)	
		1972-74		48,382,524.31	- - - - -	34,872,168.63	- - - - -	(13,510,355.68)	
		PRIOR YEARS		138,429,111.01	- - - - -	44,385,300.71	- - - - -	(94,043,810.30)	
		SUBTOTAL FY 1976		2,405,156,663.16	1,833,700,000.00	- - - - -	1,455,060,515.59	- - - - -	(2,783,796,147.57)
TRANSITION QUARTER									
UNDISBURSED FUNDS		1976-78 17	1810	(1,570,654,810.47)	464,000,000.00	- - - - -	150,287,004.64	- - - - -	1,884,367,805.83
		1975-77		(676,436,983.33)	- - - - -	107,047,610.87	- - - - -	569,389,372.46	
		1974-76		(342,453,574.16)	- - - - -	44,664,081.95	25,295,904.78	272,493,587.43	
		1973-75		(86,696,613.63)	- - - - -	37,366,960.95	-17,169,030.96	66,498,683.64	
		1972-74		(13,510,355.68)	- - - - -	460,154.20	-7,946,952.22	- - - - -	
		PRIOR YEARS		(94,043,810.30)	- - - - -	-20,997,153.70	7,308,661.75	106,568,719.19	
		SUBTOTAL TRANSITION QUARTER		(2,783,796,147.57)	464,000,000.00	20,997,153.70	1,343,504.66	2,899,318,168.55	
ACCOUNTS RECEIVABLE				37,324,102.83	- - - - -	- - - - -	12,291,293.98	25,032,808.85	
UNFILLED CUSTOMER ORDERS				71,459,281.95	- - - - -	- - - - -	7,854,994.60	63,604,287.35	
FUND EQUITIES:									
UNOBLIGATED BALANCE				-424,287,965.43	- - - - -	- - - - -	334,542,947.23	-758,830,912.66	
ACCOUNTS PAYABLE				-179,056,195.92	- - - - -	- - - - -	-32,412,942.06	-146,643,253.86	
UNDELIVERED ORDERS				-1,910,595,886.59	- - - - -	- - - - -	171,885,211.64	-2,082,481,098.23	
		SUBTOTAL 17	1810	-0-	2,297,700,000.00	- - - - -	1,802,194,989.95	495,505,010.05	-0-
UNAPPLIED APPROPRIATION FINANCED									
MATERIEL CHARGES, NAVY									
FUND RESOURCES:									
UNDISBURSED FUNDS		NO YEAR 17	1997	-404,808.90	- - - - -	- - - - -	-404,808.90	- - - - -	- - - - -
		SUBTOTAL FY 1976		-404,808.90	- - - - -	- - - - -	-404,808.90	- - - - -	- - - - -
ACCOUNTS RECEIVABLE				404,808.90	- - - - -	- - - - -	404,808.90	- - - - -	- - - - -
		SUBTOTAL 17	1997	-0-	- - - - -	- - - - -	-404,808.90	404,808.90	-0-
PROCUREMENT, MARINE CORPS									
FUND RESOURCES:									
UNDISBURSED FUNDS		1976-78 17	1109	- - - - -	281,000,000.00	- - - - -	3,293,750.04	- - - - -	(277,706,249.96)
		1975-77		213,727,011.17	- - - - -	16,623,121.30	- - - - -	(197,103,889.87)	
		1974-76		179,153,982.84	- - - - -	101,907,721.14	- - - - -	(77,246,261.70)	
		1973-75		75,103,861.49	- - - - -	31,470,543.76	- - - - -	(43,633,317.73)	
		1972-74		6,426,843.10	- - - - -	967,713.77	- - - - -	(5,459,129.33)	
		PRIOR YEARS		71,177,620.74	- - - - -	32,080,756.19	- - - - -	(39,096,864.55)	
		SUBTOTAL FY 1976		545,589,319.34	281,000,000.00	- - - - -	186,343,606.20	- - - - -	(640,245,713.14)
TRANSITION QUARTER									
UNDISBURSED FUNDS		1976-78 17	1109	(277,706,249.96)	40,400,000.00	- - - - -	7,386,236.94	- - - - -	310,720,013.02
		1975-77		(197,103,889.87)	- - - - -	7,704,301.00	- - - - -	189,399,588.87	
		1974-76		(77,246,261.70)	- - - - -	4,513,663.86	1,568,922.37	70,250,675.47	
		1973-75		(43,633,317.73)	- - - - -	3,340,023.18	-2,414,092.45	42,707,387.00	
		1972-74		(5,459,129.33)	- - - - -	1,676,331.09	-1,389,685.13	- - - - -	
		PRIOR YEARS		(39,096,864.55)	- - - - -	-5,172,483.37	6,182,653.62	45,369,546.87	
		SUBTOTAL TRANSITION QUARTER		(640,245,713.14)	40,400,000.00	5,172,483.37	30,803,209.69	658,447,211.23	
ACCOUNTS RECEIVABLE				6,871,296.32	- - - - -	- - - - -	6,548,078.66	323,217.66	
UNFILLED CUSTOMER ORDERS				1,288,310.17	- - - - -	- - - - -	1,155,884.38	132,425.79	
FUND EQUITIES:									
UNOBLIGATED BALANCE				-78,341,222.71	- - - - -	- - - - -	26,534,276.23	-104,875,498.94	
ACCOUNTS PAYABLE				-14,178,130.68	- - - - -	- - - - -	-4,923,566.36	-9,254,564.32	
UNDELIVERED ORDERS				-461,229,572.44	- - - - -	- - - - -	83,543,218.98	-544,772,791.42	
		SUBTOTAL 17	1109	-0-	321,400,000.00	-913,000.00	217,146,815.89	103,340,184.11	-0-
PROCUREMENT OF AIRCRAFT AND									
MISSILES, NAVY									
FUND RESOURCES:									
UNDISBURSED FUNDS		1973-75 17	1505	364,652,911.27	- - - - -	- - - - -	270,124,138.81	- - - - -	(94,528,772.46)
		1972-74		113,366,515.57	- - - - -	- - - - -	80,085,603.71	- - - - -	(33,280,911.86)
		PRIOR YEARS		86,642,651.06	- - - - -	- - - - -	31,454,892.03	- - - - -	(55,187,759.03)
		SUBTOTAL FY 1976		564,662,077.90	- - - - -	- - - - -	381,664,634.55	- - - - -	(182,997,443.35)
TRANSITION QUARTER									
UNDISBURSED FUNDS		1973-75 17	1505	(94,528,772.46)	- - - - -	- - - - -	22,461,314.18	-21,273,945.76	93,341,404.04
		1972-74		(33,280,911.86)	- - - - -	-43,630,888.51	6,318,331.08	-16,668,307.73	- - - - -
		PRIOR YEARS		(55,187,759.03)	- - - - -	43,630,888.51	19,817,632.36	-31,943,411.97	110,944,427.15
		SUBTOTAL TRANSITION QUARTER		(182,997,443.35)	- - - - -	- - - - -	48,597,277.62	-69,885,665.46	204,285,831.19
ACCOUNTS RECEIVABLE				7,315,414.80	- - - - -	- - - - -	3,760,938.54	3,554,476.26	
UNFILLED CUSTOMER ORDERS				10,326,182.91	- - - - -	- - - - -	763,354.95	9,562,827.96	
FUND EQUITIES:									
ACCOUNTS PAYABLE				-140,284,120.75	- - - - -	- - - - -	-102,194,326.55	-38,089,794.20	
UNDELIVERED ORDERS				-442,019,554.86	- - - - -	- - - - -	-262,706,213.65	-179,313,341.21	
		SUBTOTAL 17	1505	-0-	- - - - -	- - - - -	430,261,912.17	-430,261,912.17	-0-
TOTAL, PROCUREMENT, NAVY FY 1976					10,113,100,000.00	- - - - -	8,031,572,256.64	- - - - -	- - - - -
TOTAL, PROCUREMENT, NAVY T.O.					1,882,800,000.00	-913,000.00	1,926,122,957.64	2,037,291,785.72	- - - - -

FOOTNOTES AT END OF CHAPTER

Appropriations, Outlays, and Balances - Continued

Appropriation or Fund Account		Account symbol			Balances beginning of fiscal year 1/	Appropriations and other obligatory authority 2/	Transfers, borrowings, and investments (net) 3/	Outlays (net)	Balances withdrawn and other transactions 4/	Balances end of fiscal year 5/
Title	Period of availability	Dept. Reg.	Account No.	Sub. No.						
DEPARTMENT OF DEFENSE - MILITARY-CONTINUED										
PROCUREMENT-CONTINUED										
DEPARTMENT OF THE AIR FORCE										
GENERAL FUND ACCOUNTS										
AIRCRAFT PROCUREMENT, AIR FORCE										
FUND RESOURCES:										
UNDISBURSED FUNDS	1976-78	57	3010		- - - - -	\$3,933,700,000.00	\$24,300,000.00	\$366,980,605.84	- - - - -	(\$3,591,019,394.16)
	1975-77				\$2,856,567,622.34	- - - - -	-24,300,000.00	1,617,091,569.30	- - - - -	(1,215,176,053.04)
	1974-76				1,353,363,417.34	- - - - -	- - - - -	1,103,705,902.56	- - - - -	(249,657,514.78)
	1973-75				184,807,885.07	- - - - -	- - - - -	126,447,912.41	- - - - -	(58,359,972.66)
	1972-74				141,515,594.89	- - - - -	- - - - -	72,797,354.48	- - - - -	(68,718,240.41)
	PRIOR YEARS				78,138,736.36	- - - - -	- - - - -	36,106,558.07	- - - - -	(42,032,178.29)
	SUBTOTAL FY 1976				4,614,393,256.00	3,933,700,000.00	- - - - -	3,323,129,902.66	- - - - -	(5,224,963,353.34)
TRANSITION QUARTER	1976-78	57	3010		(3,591,019,394.16)	818,400,000.00	-15,700,000.00	348,083,783.26	- - - - -	4,045,635,610.90
UNDISBURSED FUNDS	1975-77				(1,215,176,053.04)	- - - - -	15,700,000.00	426,970,663.16	- - - - -	803,905,389.88
	1974-76				(249,657,514.78)	- - - - -	- - - - -	79,400,344.86	\$43,944,965.06	126,312,204.86
	1973-75				(58,359,972.66)	- - - - -	- - - - -	-680,661.04	2,880,916.21	56,159,717.49
	1972-74				(68,718,240.41)	- - - - -	-41,157,574.31	5,155,972.49	-3,022,744.92	86,503,580.67
	PRIOR YEARS				(42,032,178.29)	- - - - -	41,157,574.31	-291,083.15	66,207,829.96	5,118,516,503.80
	SUBTOTAL TRANSITION QUARTER				(5,224,963,353.34)	818,400,000.00	- - - - -	858,639,019.58	-142,832,970.81	225,514,323.03
ACCOUNTS RECEIVABLE					82,681,352.22	- - - - -	- - - - -	- - - - -	- - - - -	2,770,140,358.26
UNFILLED CUSTOMER ORDERS					2,136,268,358.40	- - - - -	- - - - -	- - - - -	- - - - -	- - - - -
FUND EQUITIES:						- - - - -	- - - - -	- - - - -	808,344,838.00	-2,932,278,966.16
UNOBLIGATED BALANCE					-2,123,934,128.16	- - - - -	- - - - -	- - - - -	-26,843,432.24	-531,358,363.54
ACCOUNTS PAYABLE					-558,201,795.78	- - - - -	- - - - -	- - - - -	499,326,812.71	-4,650,533,855.39
UNDELIVERED ORDERS					-4,151,207,042.68	- - - - -	- - - - -	- - - - -	570,331,077.76	-0-
	SUBTOTAL 57		3010		-0-	4,752,100,000.00	- - - - -	4,181,768,922.24	- - - - -	-0-
MISSILE PROCUREMENT, AIR FORCE										
FUND RESOURCES:										
UNDISBURSED FUNDS	1976-78	57	3020		- - - - -	1,734,900,000.00	- - - - -	411,176,095.29	- - - - -	(1,323,723,904.71)
	1975-77				1,108,537,682.58	- - - - -	- - - - -	743,029,137.89	- - - - -	(365,508,544.69)
	1974-76				337,906,093.78	- - - - -	- - - - -	247,719,139.77	- - - - -	(90,186,954.01)
	1973-75				135,022,646.46	- - - - -	- - - - -	122,559,707.35	- - - - -	(12,462,935.11)
	1972-74				22,258,359.94	- - - - -	- - - - -	13,799,073.50	- - - - -	(8,459,286.44)
	PRIOR YEARS				20,517,386.41	- - - - -	- - - - -	10,670,324.73	- - - - -	(9,847,061.68)
	SUBTOTAL FY 1976				1,624,242,169.17	1,734,900,000.00	- - - - -	1,548,953,478.53	- - - - -	(1,810,188,690.64)
TRANSITION QUARTER	1976-78	57	3020		(1,323,723,904.71)	233,000,000.00	6,200,000.00	241,127,158.44	- - - - -	1,321,796,746.27
UNDISBURSED FUNDS	1975-77				(365,508,544.69)	- - - - -	- - - - -	82,888,724.41	- - - - -	282,619,820.28
	1974-76				(90,186,954.01)	- - - - -	-6,200,000.00	25,484,296.40	10,146,180.68	48,356,476.93
	1973-75				(12,462,939.11)	- - - - -	- - - - -	-2,102,141.13	-4,697,958.78	19,263,039.02
	1972-74				(8,459,286.44)	- - - - -	-6,672,012.59	-974,452.37	2,761,726.22	- - - - -
	PRIOR YEARS				(9,847,061.68)	- - - - -	6,672,012.59	14,050.50	-476,773.42	16,981,757.19
	SUBTOTAL TRANSITION QUARTER				(1,810,188,690.64)	233,000,000.00	- - - - -	346,437,636.25	7,733,174.70	1,689,017,879.69
ACCOUNTS RECEIVABLE					7,113,072.94	- - - - -	- - - - -	- - - - -	4,864,978.53	2,248,094.41
UNFILLED CUSTOMER ORDERS					39,154,664.92	- - - - -	- - - - -	- - - - -	3,051,725.66	36,102,939.26
FUND EQUITIES:						- - - - -	- - - - -	- - - - -	205,294,139.01	-679,124,409.40
UNOBLIGATED BALANCE					-473,830,270.39	- - - - -	- - - - -	- - - - -	-22,870,027.80	-134,501,348.04
ACCOUNTS PAYABLE					-157,371,375.84	- - - - -	- - - - -	- - - - -	-125,565,104.88	-913,743,155.92
UNDELIVERED ORDERS					-1,039,308,260.80	- - - - -	- - - - -	- - - - -	72,508,885.22	-0-
	SUBTOTAL 57		3020		-0-	1,967,900,000.00	- - - - -	1,895,391,114.78	- - - - -	-0-
OTHER PROCUREMENT, AIR FORCE										
FUND RESOURCES:										
UNDISBURSED FUNDS	1976-78	57	3080		- - - - -	2,035,400,000.00	- - - - -	976,860,952.04	- - - - -	(1,058,539,047.96)
	1975-77				768,563,507.06	- - - - -	- - - - -	366,581,260.57	- - - - -	(401,982,246.49)
	1974-76				361,880,679.49	- - - - -	- - - - -	192,422,848.39	- - - - -	(169,457,831.10)
	1973-75				84,620,068.92	- - - - -	- - - - -	48,186,587.07	- - - - -	(36,433,481.85)
	1972-74				17,845,297.50	- - - - -	- - - - -	12,480,576.29	- - - - -	(5,364,721.21)
	PRIOR YEARS				20,640,160.01	- - - - -	- - - - -	11,793,102.70	- - - - -	(8,847,057.31)
	SUBTOTAL FY 1976				1,253,549,712.98	2,035,400,000.00	- - - - -	1,608,325,327.06	- - - - -	(1,680,624,385.92)

TRANSITION QUARTER									
UNDISBURSED FUNDS	1976-78 57	3080	(1,058,539,047.96)	353,000,000.00		310,417,456.88			1,101,121,591.08
	1975-77		(401,982,246.49)			65,770,493.55			336,211,752.94
	1974-76		(169,457,831.10)			37,207,647.97	45,438,149.07		86,812,034.06
	1973-75		(36,433,481.85)			10,023,950.07	3,922,223.79		22,487,307.99
	1972-74		(5,364,721.21)			1,688,887.80	506,648.18		
	PRIOR YEARS		(8,847,057.31)			3,169,185.23	3,405,760.41		8,328,017.86
	SUBTOTAL TRANSITION QUARTER		(1,680,624,385.92)	353,000,000.00		425,390,900.54	53,272,781.45		1,554,960,703.93
ACCOUNTS RECEIVABLE			40,627,292.48				1,358,136.87		39,269,155.61
UNFILLED CUSTOMER ORDERS			221,556,124.88				-53,772,530.23		275,328,655.11
FUND EQUITIES:									
UNOBLIGATED BALANCE			-624,439,521.33				247,662,709.81		-872,102,231.14
ACCOUNTS PAYABLE			-119,740,455.54				1,239,461.65		-120,979,917.19
UNDELIVERED ORDERS			-771,553,153.47				104,923,212.85		-876,476,366.32
	SUBTOTAL 57	3080	-0-	2,388,400,000.00		2,033,716,227.60	354,683,772.40		-0-
TOTAL, PROCUREMENT, AIR FORCE FY 1976 . . . . .				7,704,000,000.00		6,480,408,708.25			
TOTAL, PROCUREMENT, AIR FORCE T.Q. . . . .				1,404,400,000.00		1,630,467,556.37	997,523,735.38		
DEFENSE AGENCIES									
GENERAL FUND ACCOUNTS									
PROCUREMENT, DEFENSE AGENCIES									
FUND RESOURCES:									
UNDISBURSED FUNDS	1976-78 97	0300		201,600,000.00		37,287,575.53			(164,312,424.47)
	1975-77		64,984,614.58			44,306,479.84			(20,678,134.74)
	1974-76		14,352,949.79			9,045,118.76			(5,307,831.03)
	1973-75		6,856,738.85			5,146,673.29			(1,710,065.56)
	1972-74		847,382.98			1,757,346.27			(-909,963.29)
	PRIOR YEARS		734,201.52			866,675.14			(-132,473.62)
	SUBTOTAL FY 1976		87,775,887.72	201,600,000.00		98,409,868.83			(190,966,018.89)
TRANSITION QUARTER									
UNDISBURSED FUNDS	1976-78 97	0300	(164,312,424.47)	38,100,000.00		35,884,715.44			166,527,709.03
	1975-77		(20,678,134.74)			6,621,730.28			14,056,404.46
	1974-76		(5,307,831.03)			553,807.82	2,732,208.89		2,021,814.32
	1973-75		(1,710,065.56)			-549,928.01	46,649.24		2,213,344.33
	1972-74		(-909,963.29)			3,842.00			11-913,805.29
	PRIOR YEARS		(-132,473.62)			41,956.18	-88,398.24		11-86,031.56
	SUBTOTAL TRANSITION QUARTER		(190,966,018.89)	38,100,000.00		42,556,123.71	2,690,459.89		183,819,435.29
ACCOUNTS RECEIVABLE			13,755,308.99				-12,277,509.53		26,032,818.52
UNFILLED CUSTOMER ORDERS			24,987,956.32				-2,830,691.59		27,818,647.91
FUND EQUITIES:									
UNOBLIGATED BALANCE			-37,434,242.31				38,137,965.96		16-75,572,208.27
ACCOUNTS PAYABLE			-17,493,728.63				5,430,042.63		-22,923,771.26
UNDELIVERED ORDERS			-71,591,182.09				67,583,740.10		-139,174,922.19
	SUBTOTAL 97	0300	-0-	239,700,000.00		140,965,992.54	98,734,007.46		-0-
TOTAL, PROCUREMENT DEFENSE AGENCIES FY 1976 . . . . .				201,600,000.00		98,409,868.83			
TOTAL, PROCUREMENT DEFENSE AGENCIES T.Q. . . . .				38,100,000.00		42,556,123.71	98,734,007.46		
TOTAL, PROCUREMENT FY 1976 . . . . .				21,205,700,000.00		15,963,848,996.95			
TOTAL, PROCUREMENT T.Q. . . . .				4,132,800,000.00	-913,000.00	3,766,420,160.37	5,607,317,842.68		

Appropriations, Outlays, and Balances - Continued

Appropriation or Fund Account		Account symbol			Balances beginning of fiscal year 1/	Appropriations and other obligational authority 2/	Transfers, borrowings, and investments (net) 3/	Outlays (net)	Balances withdrawn and other transactions 4/	Balances end of fiscal year 5/
Title	Period of availability	Dept. Reg.	Account No.	Sub. No.						
DEPARTMENT OF DEFENSE - MILITARY-CONTINUED										
RESEARCH, DEVELOPMENT, TEST, AND EVALUATION										
DEPARTMENT OF THE ARMY										
GENERAL FUND ACCOUNTS										
RESEARCH, DEVELOPMENT, TEST, AND EVALUATION, ARMY										
FUND RESOURCES:										
UNDISBURSED FUNDS	1976-77	21	2040	-	\$1,958,008,000.00	-	\$1,323,547,947.15	-	-	(\$634,460,052.85)
	1975-76				\$514,344,414.34		431,453,615.69			(82,890,798.65)
	1974-75				92,468,951.49		64,706,262.27			(27,762,689.22)
	1973-74				23,283,944.01		14,052,767.85			(9,231,176.16)
	PRIOR YEARS				24,579,759.60		7,851,619.32			(16,728,140.28)
	SUBTOTAL FY 1976				654,677,069.44	1,958,008,000.00	1,841,612,212.28			(771,072,857.16)
TRANSITION QUARTER										
UNDISBURSED FUNDS	1976-77	21	2040		(634,460,052.85)	507,658,000.00	410,503,757.42			731,614,295.43
	1975-76				(82,890,798.65)		24,587,274.36	\$1,545,140.36		56,758,383.93
	1974-75				(27,762,689.22)		4,413,916.61	3,958,861.40		19,389,911.21
	1973-74				(9,231,176.16)		-796,203.97	-55,839.78		-
	PRIOR YEARS				(16,728,140.28)		-2,000,908.33	974,521.39		27,837,747.13
	SUBTOTAL TRANSITION QUARTER				(771,072,857.16)	507,658,000.00	436,707,836.09	6,422,683.37		835,600,337.70
ACCOUNTS RECEIVABLE					42,477,736.30			-16,289,988.83		58,767,725.13
UNFILLED CUSTOMER ORDERS					83,482,795.63			-23,925,902.68		107,408,698.31
FUND EQUITIES:										
UNOBLIGATED BALANCE					-87,165,674.29				117,838,468.97	-205,004,143.26
ACCOUNTS PAYABLE					-144,690,052.24				80,853,505.91	-225,543,558.15
UNDELIVERED ORDERS					-548,781,874.84				22,447,184.89	-571,229,059.73
	SUBTOTAL 21	2040			-0-	2,465,666,000.00	2,278,320,048.37	187,345,951.63		-0-
TOTAL, RESEARCH, DEVELOPMENT, TEST, AND EVALUATION, ARMY FY 1976										
						1,958,008,000.00	1,841,612,212.28			
TOTAL, RESEARCH, DEVELOPMENT, TEST, AND EVALUATION, ARMY T.Q.										
						507,658,000.00	436,707,836.09	187,345,951.63		
DEPARTMENT OF THE NAVY										
GENERAL FUND ACCOUNTS										
RESEARCH, DEVELOPMENT, TEST, AND EVALUATION, NAVY										
FUND RESOURCES:										
UNDISBURSED FUNDS	1976-77	17	1319	-	3,257,290,000.00	-	2,008,787,385.53	-	-	(1,248,502,614.47)
	1975-76				1,163,835,133.90		1,046,173,299.30			(117,661,834.60)
	1974-75				144,282,359.08		98,891,042.67			(45,391,316.41)
	1973-74				51,154,125.94		25,434,829.13			(25,719,296.81)
	PRIOR YEARS				41,175,160.59		35,650,886.34			(5,524,274.25)
	SUBTOTAL FY 1976				1,400,446,779.51	3,257,290,000.00	3,214,937,442.97			(1,442,799,336.54)
TRANSITION QUARTER										
UNDISBURSED FUNDS	1976-77	17	1319		(1,248,502,614.47)	842,422,000.00	721,347,045.96			1,369,577,568.51
	1975-76				(117,661,834.60)		47,687,288.66	2,881,438.60		67,093,107.34
	1974-75				(45,391,316.41)		12,730,393.75	-665,235.28		33,326,157.94
	1973-74				(25,719,296.81)		-1,719,138.82	950,265.31		-
	PRIOR YEARS				(5,524,274.25)		-1,627,329.18	9,808,383.84		23,831,389.91
	SUBTOTAL TRANSITION QUARTER				(1,442,799,336.54)	842,422,000.00	778,418,260.37	12,974,852.47		1,493,828,223.70
ACCOUNTS RECEIVABLE					21,118,470.69			-56,910,344.26		78,028,814.95
UNFILLED CUSTOMER ORDERS					61,815,858.44			-43,385,842.32		105,201,700.76
FUND EQUITIES:										
UNOBLIGATED BALANCE					-122,698,196.78				11,225,690.08	-133,923,886.86
ACCOUNTS PAYABLE					-160,049,784.43				-57,254,968.50	-102,794,815.93
UNDELIVERED ORDERS					-1,200,633,127.43				239,706,909.19	-1,440,340,036.62
	SUBTOTAL 17	1319			-0-	4,099,712,000.00	3,993,355,703.34	106,356,296.66		-0-
TOTAL, RESEARCH, DEVELOPMENT, TEST, AND EVALUATION, NAVY FY 1976										
						3,257,290,000.00	3,214,937,442.97			
TOTAL, RESEARCH, DEVELOPMENT, TEST, AND EVALUATION, NAVY T.Q.										
						842,422,000.00	778,418,260.37	106,356,296.66		



Appropriations, Outlays, and Balances - Continued

Appropriation or Fund Account		Account symbol			Balances beginning of fiscal year 1/	Appropriations and other obligational authority 2/	Transfers, borrowings, and investments (net) 3/	Outlays (net)	Balances withdrawn and other transactions 4/	Balances end of fiscal year 5/
Title	Period of availability	Dept. Reg.	Account No.	Sub. No.						
DEPARTMENT OF DEFENSE - MILITARY-CONTINUED										
RESEARCH, DEVELOPMENT, TEST, AND EVALUATION-CONTINUED										
DEFENSE AGENCIES-CONTINUED										
GENERAL FUND ACCOUNTS-CONTINUED										
DIRECTOR OF TEST AND EVALUATION, DEFENSE-CONTINUED										
FUND RESOURCES -CONTINUED										
TRANSITION QUARTER										
UNDISBURSED FUNDS	1976-77 97		0450		(\$18,034,518.67)	\$5,000,000.00	-	\$6,440,381.86	-	\$16,594,136.81
	1975-76				(4,913,813.34)	-	-	1,965,000.81	\$7,309.12	2,941,503.41
	1974-75				(1,354,050.12)	-	-	91,581.31	1,014.57	1,261,454.24
	1973-74				(574,459.54)	-	-	69,619.38	-38.38	-
	PRIOR YEARS				-	-	-	504,878.54	-	504,878.54
	SUBTOTAL TRANSITION QUARTER				(24,876,841.67)	5,000,000.00	-	8,566,583.36	8,285.31	21,301,973.00
FUND EQUITIES:										
UNBLIGATED BALANCE					-3,423,473.00	-	-	-	4,780,556.00	-8,204,029.00
ACCOUNTS PAYABLE					-4,122,594.55	-	-	-	1,027,217.11	-5,149,811.66
UNDELIVERED ORDERS					-13,247,596.60	-	-	-	-5,299,464.26	-7,948,132.34
	SUBTOTAL 97		0450		-0-	30,000,000.00	-	29,483,405.84	516,594.16	-0-
TOTAL, RESEARCH, DEVELOPMENT, TEST, AND EVALUATION, DEFENSE AGENCIES FY 1976 . . . . .					-	629,400,000.00	-	528,453,870.73	-	-
TOTAL, RESEARCH, DEVELOPMENT, TEST, AND EVALUATION, DEFENSE AGENCIES T.O. . . . .					-	151,550,000.00	-	160,745,422.98	91,750,706.29	-
TOTAL, RESEARCH, DEVELOPMENT, TEST, AND EVALUATION FY 1976 . . . . .					-	9,451,254,000.00	-	8,923,023,267.55	-	-
TOTAL, RESEARCH, DEVELOPMENT, TEST, AND EVALUATION T.O. . . . .					-	2,408,497,000.00	-	2,205,680,842.95	731,046,889.50	-
MILITARY CONSTRUCTION										
DEPARTMENT OF THE ARMY										
GENERAL FUND ACCOUNTS										
MILITARY CONSTRUCTION, ARMY										
FUND RESOURCES:										
UNDISBURSED FUNDS	NO YEAR 21		2050		1,449,114,196.29	790,025,000.00	6,777,640.22	808,765,271.19	-	(1,437,151,565.32)
TRANSFER TO:										
AGRICULTURE, FARMERS HOME ADMINISTRATION	NO YEAR 12 21		2050 20		1,960,720.00	-	500,877.00	1,379,820.00	-	(1,081,777.00)
INTERIOR, BUREAU OF OUTDOOR RECREATION	NO YEAR 14 21		2050 7		41,395.40	-	-32,624.97	4,766.64	-	(4,003.79)
JUSTICE, LAW ENFORCEMENT ASSISTANCE ADMINISTRATION	NO YEAR 15 21		2050		-	-	35,920.00	-	-	(35,920.00)
CIVIL DEFENSE PREPAREDNESS AGENCY	NO YEAR 43 21		2050		3,650.00	-	1,871.75	3,650.00	-	(1,871.75)
TRANSPORTATION, FEDERAL HIGHWAY ADMINISTRATION	NO YEAR 69 21		2050 5		5,754,757.45	-	1,550,000.00	2,409,935.15	-	(4,894,822.30)
TRANSPORTATION, FEDERAL AVIATION ADMINISTRATION	NO YEAR 69 21		2050 13		3,350.00	-	-	-	-	(3,350.00)
HEALTH, EDUCATION, AND WELFARE, OFFICE OF EDUCATION	NO YEAR 75 21		2050 2		1,038,560.30	-	-17,684.00	233,771.00	-	(787,105.30)
HEALTH, EDUCATION, AND WELFARE, HEALTH SERVICES ADMINISTRATION	NO YEAR 75 21		2050 3		81,725.65	-	-	17,448.81	-	(64,276.84)
	SUBTOTAL FY 1976				1,457,998,355.09	790,025,000.00	8,816,000.00	812,814,662.79	-	(1,444,024,692.30)

TRANSITION QUARTER UNDISBURSED FUNDS	NO YEAR 21	2050	( 1,437,151,565.32)	37,100,000.00	4,003.79	59,647,236.78	- - - - -	1,414,608,332.33
TRANSFER TO:								
AGRICULTURE, FARMERS HOME ADMINISTRATION	NO YEAR 12 21	2050 20	( 1,081,777.00)	- - - - -	- - - - -	382,980.00	- - - - -	698,797.00
INTERIOR, BUREAU OF OUTDOOR RECREATION	NO YEAR 14 21	2050 7	( 4,003.79)	- - - - -	-4,003.79	- - - - -	- - - - -	- - - - -
JUSTICE, LAW ENFORCEMENT ASSISTANCE ADMINISTRATION	NO YEAR 15 21	2050	( 35,920.00)	- - - - -	- - - - -	35,920.00	- - - - -	- - - - -
CIVIL DEFENSE PREPAREDNESS AGENCY	NO YEAR 43 21	2050	( 1,871.75)	- - - - -	- - - - -	- - - - -	- - - - -	1,871.75
TRANSPORTATION, FEDERAL HIGHWAY ADMINISTRATION	NO YEAR 69 21	2050 5	( 4,894,822.30)	- - - - -	- - - - -	115,525.55	- - - - -	4,779,296.75
TRANSPORTATION, FEDERAL AVIATION ADMINISTRATION	NO YEAR 69 21	2050 13	( 3,350.00)	- - - - -	- - - - -	- - - - -	- - - - -	3,350.00
HEALTH, EDUCATION, AND WELFARE, OFFICE OF EDUCATION	NO YEAR 75 21	2050 2	( 787,105.30)	- - - - -	- - - - -	65,033.71	- - - - -	722,071.59
HEALTH, EDUCATION, AND WELFARE, HEALTH SERVICES ADMINISTRATION	NO YEAR 75 21	2050 3	( 64,276.84)	- - - - -	- - - - -	51,956.42	- - - - -	12,320.42
SUBTOTAL TRANSITION QUARTER			( 1,444,024,692.30)	37,100,000.00	- - - - -	60,298,652.46	- - - - -	1,420,826,039.84
ACCOUNTS RECEIVABLE			90,319,230.54	- - - - -	- - - - -	-8,756,316.48	- - - - -	99,075,547.02
UNFILLED CUSTOMER ORDERS			1,313,583,626.44	- - - - -	- - - - -	-693,351,832.86	- - - - -	2,006,935,459.30
FUND EQUITIES:								
UNOBLIGATED BALANCE			-1,299,594,419.58	- - - - -	- - - - -	- - - - -	539,158,097.14	-1,838,752,516.72
ACCOUNTS PAYABLE			-350,859,056.81	- - - - -	- - - - -	- - - - -	-12,773,061.68	-338,085,955.13
UNDELIVERED ORDERS			-1,211,447,735.68	- - - - -	- - - - -	- - - - -	138,550,798.63	-1,349,998,534.31
SUBTOTAL 21	2050		-0-	827,125,000.00	8,816,000.00	873,113,315.25	-37,172,315.25	-0-
MILITARY CONSTRUCTION, ARMY NATIONAL GUARD								
FUND RESOURCES:								
UNDISBURSED FUNDS	NO YEAR 21	2085	67,364,738.49	62,700,000.00	- - - - -	54,527,725.79	- - - - -	( 75,537,012.70)
SUBTOTAL FY 1976			67,364,738.49	62,700,000.00	- - - - -	54,527,725.79	- - - - -	( 75,537,012.70)
TRANSITION QUARTER UNDISBURSED FUNDS	NO YEAR 21	2085	( 75,537,012.70)	1,500,000.00	- - - - -	8,979,715.39	- - - - -	68,057,297.31
SUBTOTAL TRANSITION QUARTER			( 75,537,012.70)	1,500,000.00	- - - - -	8,979,715.39	- - - - -	68,057,297.31
FUND EQUITIES:								
UNOBLIGATED BALANCE			-5,685,444.55	- - - - -	- - - - -	- - - - -	6,163,033.02	-11,848,477.57
ACCOUNTS PAYABLE			-30,285,101.55	- - - - -	- - - - -	- - - - -	3,432,589.91	-33,717,691.46
UNDELIVERED ORDERS			-31,394,192.39	- - - - -	- - - - -	- - - - -	-8,903,064.11	-22,491,128.28
SUBTOTAL 21	2085		-0-	64,200,000.00	- - - - -	63,507,441.18	692,558.82	-0-
MILITARY CONSTRUCTION, ARMY RESERVE								
FUND RESOURCES:								
UNDISBURSED FUNDS	NO YEAR 21	2086	74,914,068.77	50,300,000.00	- - - - -	47,211,857.31	- - - - -	( 78,002,211.46)
SUBTOTAL FY 1976			74,914,068.77	50,300,000.00	- - - - -	47,211,857.31	- - - - -	( 78,002,211.46)
TRANSITION QUARTER UNDISBURSED FUNDS	NO YEAR 21	2086	( 78,002,211.46)	2,500,000.00	- - - - -	13,754,022.29	- - - - -	66,748,189.17
SUBTOTAL TRANSITION QUARTER			( 78,002,211.46)	2,500,000.00	- - - - -	13,754,022.29	- - - - -	66,748,189.17
FUND EQUITIES:								
UNOBLIGATED BALANCE			-20,712,726.36	- - - - -	- - - - -	- - - - -	7,593,913.26	-28,306,639.62
ACCOUNTS PAYABLE			-7,482,969.79	- - - - -	- - - - -	- - - - -	-1,470,722.95	-6,012,246.84
UNDELIVERED ORDERS			-46,718,372.62	- - - - -	- - - - -	- - - - -	-14,289,069.91	-32,429,302.71
SUBTOTAL 21	2086		-0-	52,800,000.00	- - - - -	60,965,879.60	-8,165,879.60	-0-
TOTAL, MILITARY CONSTRUCTION, ARMY FY 1976			- - - - -	903,025,000.00	8,816,000.00	914,554,245.89	- - - - -	- - - - -
TOTAL, MILITARY CONSTRUCTION, ARMY T.O.			- - - - -	41,100,000.00	- - - - -	83,032,390.14	-44,645,636.03	- - - - -
DEPARTMENT OF THE NAVY								
GENERAL FUND ACCOUNTS								
MILITARY CONSTRUCTION, NAVY								
FUND RESOURCES:								
UNDISBURSED FUNDS	NO YEAR 17	1205	1,033,793,365.03	770,018,000.00	-8,163,447.00	647,945,344.17	- - - - -	( 1,147,702,573.86)
TRANSFER TO:								
AGRICULTURE, FARMERS HOME ADMINISTRATION	NO YEAR 12 17	1205 20	- - - - -	- - - - -	70,000.00	- - - - -	- - - - -	( 70,000.00)
TRANSPORTATION, FEDERAL HIGHWAY ADMINISTRATION	NO YEAR 69 17	1205 5	9,686,817.62	- - - - -	7,900,000.00	2,071,057.41	- - - - -	( 15,515,760.21)
HOUSING AND URBAN DEVELOPMENT	NO YEAR 86 17	1205	- - - - -	- - - - -	193,447.00	27,711.72	- - - - -	( 165,735.28)
SUBTOTAL FY 1976			1,043,480,182.65	770,018,000.00	- - - - -	650,044,113.30	- - - - -	( 1,163,454,069.35)
TRANSITION QUARTER UNDISBURSED FUNDS	NO YEAR 17	1205	( 1,147,702,573.86)	17,200,000.00	-434,518.00	160,569,328.00	- - - - -	1,003,898,727.86
TRANSFER TO:								
AGRICULTURE, FARMERS HOME ADMINISTRATION	NO YEAR 12 17	1205 20	( 70,000.00)	- - - - -	- - - - -	- - - - -	- - - - -	70,000.00

FOOTNOTES AT END OF CHAPTER



Appropriations, Outlays, and Balances - Continued

Appropriation or Fund Account		Account symbol			Balances beginning of fiscal year 1/	Appropriations and other obligations authority 2/	Transfers, borrowings, and investments (net) 3/	Outlays (net)	Balances withdrawn and other transactions 4/	Balances end of fiscal year 5/	
Title	Period of availability	Dept. Reg	Account No. 1/ from	Sub. No.							
DEPARTMENT OF DEFENSE - MILITARY-CONTINUED											
MILITARY CONSTRUCTION-CONTINUED											
DEPARTMENT OF THE NAVY-CONTINUED											
GENERAL FUND ACCOUNTS-CONTINUED											
MILITARY CONSTRUCTION, NAVY-CONTINUED											
TRANSITION QUARTER-CONTINUED											
TRANSFER TO-CONTINUED											
TRANSPORTATION, FEDERAL HIGHWAY ADMINISTRATION	NO YEAR	69	17	1205	5	(\$15,515,760.21)	- - - - -	\$250,000.00	\$1,011,742.13	- - - - -	\$14,754,018.08
HEALTH, EDUCATION, AND WELFARE, DEPARTMENT MANAGEMENT	NO YEAR	75	17	1205	1	- - - - -	- - - - -	184,518.00	- - - - -	- - - - -	184,518.00
HOUSING AND URBAN DEVELOPMENT	NO YEAR	86	17	1205		(165,735.28)	- - - - -	56,713.86	- - - - -	- - - - -	109,021.42
SUBTOTAL TRANSITION QUARTER						(1,163,454,069.35)	\$17,200,000.00	161,637,783.99	- - - - -	- - - - -	1,019,016,285.36
ACCOUNTS RECEIVABLE						70,484,344.12	- - - - -	- - - - -	- - - - -	\$10,352,266.01	60,132,078.11
UNFILLED CUSTOMER ORDERS						124,557,634.02	- - - - -	- - - - -	- - - - -	15,866,853.43	108,690,780.59
FUND EQUITIES:											
UNOBLIGATED BALANCE						-392,203,691.55	- - - - -	- - - - -	- - - - -	89,686,903.47	-481,890,595.02
ACCOUNTS PAYABLE						-88,822,064.74	- - - - -	- - - - -	- - - - -	187,733.81	-89,009,798.55
UNDELIVERED ORDERS						-757,496,404.50	- - - - -	- - - - -	- - - - -	-140,557,654.01	-616,938,750.49
SUBTOTAL	17			1205		-0-	787,218,000.00	811,681,897.29	-24,463,897.29	-0-	-0-
MILITARY CONSTRUCTION, NAVAL RESERVE											
FUND RESOURCES:											
UNDISBURSED FUNDS	NO YEAR	17		1235		47,344,480.13	36,400,000.00	- - - - -	24,465,371.76	- - - - -	(59,279,108.37)
SUBTOTAL FY 1976						47,344,480.13	36,400,000.00	- - - - -	24,465,371.76	- - - - -	(59,279,108.37)
TRANSITION QUARTER											
UNDISBURSED FUNDS	NO YEAR	17		1235		(59,279,108.37)	400,000.00	- - - - -	7,481,181.72	- - - - -	52,197,926.65
SUBTOTAL TRANSITION QUARTER						(59,279,108.37)	400,000.00	- - - - -	7,481,181.72	- - - - -	52,197,926.65
FUND EQUITIES:											
UNOBLIGATED BALANCE						-16,682,143.93	- - - - -	- - - - -	- - - - -	-3,150,488.94	-13,531,654.99
ACCOUNTS PAYABLE						-1,942,358.81	- - - - -	- - - - -	- - - - -	1,989,683.15	-3,932,041.96
UNDELIVERED ORDERS						-28,719,977.39	- - - - -	- - - - -	- - - - -	6,014,252.31	-34,734,229.70
SUBTOTAL	17			1235		-0-	36,800,000.00	31,946,553.48	4,853,446.52	-0-	-0-
TOTAL, MILITARY CONSTRUCTION, NAVY FY 1976						- - - - -	806,418,000.00	- - - - -	674,509,485.06	- - - - -	- - - - -
TOTAL, MILITARY CONSTRUCTION, NAVY T.O.						- - - - -	17,600,000.00	- - - - -	169,118,965.71	-19,610,450.77	- - - - -
DEPARTMENT OF THE AIR FORCE											
GENERAL FUND ACCOUNTS											
MILITARY CONSTRUCTION, AIR FORCE											
FUND RESOURCES:											
UNDISBURSED FUNDS	NO YEAR	57		3300		628,888,033.02	550,644,000.00	1,723,000.00	363,102,681.61	- - - - -	(818,152,351.41)
TRANSFER TO:											
TRANSPORTATION, FEDERAL HIGHWAY ADMINISTRATION	NO YEAR	69	57	3300	5	10,015,558.01	- - - - -	3,000,000.00	3,172,036.90	- - - - -	(9,843,521.11)
SUBTOTAL FY 1976						638,903,591.03	550,644,000.00	4,723,000.00	366,274,718.51	- - - - -	(827,995,872.52)
TRANSITION QUARTER											
UNDISBURSED FUNDS	NO YEAR	57		3300		(818,152,351.41)	14,000,000.00	- - - - -	103,937,630.04	- - - - -	728,214,721.37
TRANSFER TO:											
TRANSPORTATION, FEDERAL HIGHWAY ADMINISTRATION	NO YEAR	69	57	3300	5	(9,843,521.11)	- - - - -	- - - - -	1,509,942.84	- - - - -	8,333,578.27
SUBTOTAL TRANSITION QUARTER						(827,995,872.52)	14,000,000.00	- - - - -	105,447,572.88	- - - - -	736,548,299.64
ACCOUNTS RECEIVABLE						7,736,848.65	- - - - -	- - - - -	- - - - -	1,238,567.25	6,498,281.40
UNFILLED CUSTOMER ORDERS						890,864.32	- - - - -	- - - - -	- - - - -	-1,425,785.70	2,316,650.02
FUND EQUITIES:											
UNOBLIGATED BALANCE						-284,297,931.77	- - - - -	- - - - -	- - - - -	-56,656,244.07	-227,641,687.70
ACCOUNTS PAYABLE						-51,017,763.22	- - - - -	- - - - -	- - - - -	-3,411,574.08	-47,606,189.14
UNDELIVERED ORDERS						-312,215,609.01	- - - - -	- - - - -	- - - - -	157,899,745.21	-470,115,354.22
SUBTOTAL	57			3300		-0-	564,644,000.00	4,723,000.00	471,722,291.39	97,644,708.61	-0-
MILITARY CONSTRUCTION, AIR NATIONAL GUARD											
FUND RESOURCES:											
UNDISBURSED FUNDS	NO YEAR	57		3830		39,604,032.55	63,000,000.00	- - - - -	35,057,168.76	- - - - -	(67,546,863.79)
SUBTOTAL FY 1976						39,604,032.55	63,000,000.00	- - - - -	35,057,168.76	- - - - -	(67,546,863.79)

TRANSITION QUARTER UNDISBURSED FUNDS		NO YEAR 57	3830	(67,546,863.79)	1,000,000.00	- - - - -	11,629,217.60	- - - - -	56,917,646.19
	SUBTOTAL TRANSITION	QUARTER		(67,546,863.79)	1,000,000.00	- - - - -	11,629,217.60	- - - - -	56,917,646.19
FUND EQUITIES:									
UNOBLIGATED BALANCE				-9,626,314.63	- - - - -	- - - - -	- - - - -	10,436,109.44	-20,062,424.07
ACCOUNTS PAYABLE				-5,940,591.65	- - - - -	- - - - -	- - - - -	-2,480,272.50	-3,460,319.15
UNDELIVERED ORDERS				-24,037,126.27	- - - - -	- - - - -	- - - - -	9,357,776.70	-33,394,902.97
	SUBTOTAL 57		3830	-0-	64,000,000.00	- - - - -	46,686,386.36	17,313,613.64	-0-
MILITARY CONSTRUCTION, AIR FORCE RESERVE									
FUND RESOURCES:									
UNDISBURSED FUNDS		NO YEAR 57	3730	18,346,756.12	18,000,000.00	- - - - -	12,321,923.81	- - - - -	(24,024,832.31)
	SUBTOTAL	FY 1976		18,346,756.12	18,000,000.00	- - - - -	12,321,923.81	- - - - -	(24,024,832.31)
TRANSITION QUARTER UNDISBURSED FUNDS		NO YEAR 57	3730	(24,024,832.31)	1,000,000.00	- - - - -	2,744,138.98	- - - - -	22,280,693.33
	SUBTOTAL TRANSITION	QUARTER		(24,024,832.31)	1,000,000.00	- - - - -	2,744,138.98	- - - - -	22,280,693.33
FUND EQUITIES:									
UNOBLIGATED BALANCE				-7,522,804.39	- - - - -	- - - - -	- - - - -	2,766,571.21	-10,289,375.60
ACCOUNTS PAYABLE				-731,551.64	- - - - -	- - - - -	- - - - -	310,596.91	-1,042,148.55
UNDELIVERED ORDERS				-10,092,400.09	- - - - -	- - - - -	- - - - -	856,769.09	-10,949,169.18
	SUBTOTAL 57		3730	-0-	19,000,000.00	- - - - -	15,066,062.79	3,933,937.21	-0-
TOTAL, MILITARY CONSTRUCTION, AIR FORCE FY 1976 . . . . .				- - - - -	631,644,000.00	4,723,000.00	413,653,811.08	- - - - -	- - - - -
TOTAL, MILITARY CONSTRUCTION, AIR FORCE T.Q. . . . .				- - - - -	16,000,000.00	- - - - -	119,820,929.46	118,892,259.46	- - - - -
DEFENSE AGENCIES									
GENERAL FUND ACCOUNTS									
MILITARY CONSTRUCTION, DEFENSE AGENCIES									
FUND RESOURCES:									
UNDISBURSED FUNDS		NO YEAR 97	0500	81,210,635.87	19,300,000.00	-13,539,000.00	15,909,725.32	- - - - -	(71,061,910.55)
TRANSFER TO:									
TRANSPORTATION, FEDERAL HIGHWAY ADMINISTRATION		NO YEAR 69 97	0500 5	35,977.28	- - - - -	- - - - -	- - - - -	- - - - -	(35,977.28)
	SUBTOTAL	FY 1976		81,246,613.15	19,300,000.00	-13,539,000.00	15,909,725.32	- - - - -	(71,097,887.83)
TRANSITION QUARTER UNDISBURSED FUNDS		NO YEAR 97	0500	(71,061,910.55)	1,000,000.00	- - - - -	4,238,288.81	- - - - -	67,823,621.74
TRANSFER TO:									
TRANSPORTATION, FEDERAL HIGHWAY ADMINISTRATION		NO YEAR 69 97	0500 5	(35,977.28)	- - - - -	- - - - -	- - - - -	- - - - -	35,977.28
	SUBTOTAL TRANSITION	QUARTER		(71,097,887.83)	1,000,000.00	- - - - -	4,238,288.81	- - - - -	67,859,599.02
FUND EQUITIES:									
UNOBLIGATED BALANCE				-54,176,469.66	- - - - -	- - - - -	- - - - -	-11,547,708.87	-42,628,760.79
ACCOUNTS PAYABLE				-1,300,465.60	- - - - -	- - - - -	- - - - -	1,778,630.05	-3,079,095.65
UNDELIVERED ORDERS				-25,769,677.89	- - - - -	- - - - -	- - - - -	-3,617,935.31	-22,151,742.58
	SUBTOTAL 97		0500	-0-	20,300,000.00	-13,539,000.00	20,148,014.13	-13,387,014.13	-0-
RESTORATION OF FACILITIES ON GUAM, DEFENSE									
TRANSITION QUARTER UNDISBURSED FUNDS		1976-77 97	0200	- - - - -	152,933,000.00	- - - - -	- - - - -	- - - - -	152,933,000.00
	SUBTOTAL TRANSITION	QUARTER		- - - - -	152,933,000.00	- - - - -	- - - - -	- - - - -	152,933,000.00
FUND EQUITIES:									
UNOBLIGATED BALANCE				- - - - -	- - - - -	- - - - -	- - - - -	152,933,000.00	-152,933,000.00
	SUBTOTAL 97		0200	-0-	152,933,000.00	- - - - -	- - - - -	152,933,000.00	-0-
TOTAL, MILITARY CONSTRUCTION, DEFENSE AGENCIES FY 1976 . . . . .				- - - - -	19,300,000.00	-13,539,000.00	15,909,725.32	- - - - -	- - - - -
TOTAL, MILITARY CONSTRUCTION, DEFENSE AGENCIES T.Q. . . . .				- - - - -	153,933,000.00	- - - - -	4,238,288.81	139,545,985.87	- - - - -
TOTAL, MILITARY CONSTRUCTION FY 1976 . . . . .				- - - - -	2,360,387,000.00	- - - - -	2,018,627,267.35	- - - - -	- - - - -
TOTAL, MILITARY CONSTRUCTION T.Q. . . . .				- - - - -	228,633,000.00	- - - - -	376,210,574.12	194,182,158.53	- - - - -

FOOTNOTES AT END OF CHAPTER

Appropriations, Outlays, and Balances - Continued

Appropriation or Fund Account		Account symbol			Balances beginning of fiscal year <sup>1/</sup>	Appropriations and other obligatory authority <sup>2/</sup>	Transfers, borrowings, and investments (net) <sup>2/</sup>	Outlays (net)	Balances withdrawn and other transactions <sup>4/</sup>	Balances end of fiscal year <sup>2/</sup>
Title	Period of availability	Dept Reg.	Account No.	Sub. No.						
DEPARTMENT OF DEFENSE - MILITARY-CONTINUED										
FAMILY HOUSING DEFENSE AGENCIES										
GENERAL FUND ACCOUNTS										
FAMILY HOUSING MANAGEMENT ACCOUNT, DEFENSE FUND RESOURCES:										
UNDISBURSED FUNDS	NO YEAR 97		0700		\$298,164,159.81	-	-\$205,123,775.89	-\$3,746,286.44	-	(\$96,786,670.36)
	1976				-	-	-	-	-	(-20,921.96)
	1975				-	-	-	3,910.19	-	(-3,910.19)
	1974				-	-	-	188.29	-	(-188.29)
TRANSFER TO: DEFENSE AGENCIES	NO YEAR 97		0700	7	267,895.22	-	154,500.00	-28,848.65	-	(451,243.87)
	1976				-	-	5,279,000.00	2,989,290.11	-	(2,289,709.89)
	1975				1,724,167.87	-	-	1,609,984.09	-	(114,183.78)
	1974				119,658.71	-	-	38,626.91	-	(81,031.80)
	PRIOR YEARS				35,233.25	-	-	6,210.77	-	(29,022.48)
NAVY	NO YEAR 17 97		0700		209,089,013.07	-	<sup>18</sup> 126,808,712.91	115,485,940.97	-	(220,411,785.01)
	1976				-	-	202,078,000.00	128,493,413.56	-	(73,584,586.44)
	1975				44,708,546.45	-	-	37,144,524.24	-	(7,564,022.21)
	1974				7,697,725.03	-	-	4,013,785.76	-	(3,683,939.27)
	PRIOR YEARS				2,041,469.43	-	-	188,834.05	-	(1,852,635.38)
NAVY, MARINE CORPS	NO YEAR 17 97		0700	27	-9,121.53	-	91,825.26	87,453.44	-	(-4,749.71)
	1976				-	-	38,785,000.00	25,417,750.22	-	(13,367,249.78)
	1975				10,332,505.61	-	-	9,539,414.40	-	(793,091.21)
	1974				898,465.54	-	-	842,085.29	-	(56,380.25)
	PRIOR YEARS				199,560.33	-	-	90,552.95	-	(109,007.38)
ARMY	NO YEAR 21 97		0700		195,988,010.68	-	<sup>18</sup> 222,482,538.52	156,470,993.69	-	(261,999,555.51)
	1976				-	-	451,107,000.00	277,274,926.04	-	(173,832,073.96)
	1975				96,889,450.52	-	-	69,332,228.50	-	(27,557,222.02)
	1974				11,778,372.29	-	-	8,528,357.77	-	(3,250,014.52)
	PRIOR YEARS				3,283,492.81	-	-	701,245.71	-	(2,582,247.10)
AIR FORCE	NO YEAR 57 97		0700		110,132,597.53	-	<sup>19</sup> 112,518,630.22	94,340,311.33	-	(128,310,916.42)
	1976				-	-	274,185,000.00	210,433,403.78	-	(63,751,596.22)
	1975				52,981,155.53	-	-	46,776,505.88	-	(6,204,649.65)
	1974				3,615,535.09	-	-	2,718,991.67	-	(896,543.42)
	PRIOR YEARS				1,238,397.16	-	-	640,305.02	-	(598,092.14)
	SUBTOTAL FY 1976				1,051,176,290.40	-	1,228,366,431.02	1,189,415,021.50	-	(1,090,127,699.92)
TRANSITION QUARTER UNDISBURSED FUNDS	NO YEAR 97		0700		(96,786,670.36)	-	5,163,179.00	-85,666.42	-	102,035,515.78
	1976				(-20,921.96)	-	1,506,000.00	-10,256.55	\$561,312.92	934,021.67
	1975				(-3,910.19)	-	-	-2,228.14	-	11-1,682.05
	1974				(-188.29)	-	-	-188.29	-	-
TRANSFER TO: DEFENSE AGENCIES	NO YEAR 97		0700	7	(451,243.87)	-	1,506,000.00	-637,119.09	-	2,594,362.96
	1976				(2,289,709.89)	-	-	1,765,468.32	-	524,241.57
	1975				(114,183.78)	-	-	46,673.27	19,960.23	47,550.28
	1974				(81,031.80)	-	-15,771.81	1,166.86	64,093.13	-
	PRIOR YEARS				(29,022.48)	-	15,771.81	-	17,133.22	27,661.07
NAVY	NO YEAR 17 97		0700		(220,411,785.01)	-	<sup>20</sup> -3,767,341.74	28,402,857.10	-	188,241,586.17
	1976				(73,584,586.44)	-	54,513,000.00	42,332,510.91	219,883.78	85,945,191.75
	1975				(7,564,022.21)	-	-	2,272,910.31	557,672.88	4,733,439.02
	1974				(3,683,939.27)	-	-	1,149,960.76	985,355.49	-
	PRIOR YEARS				(1,852,635.38)	-	-1,548,623.02	54,629.93	-	3,346,628.47
NAVY, MARINE CORPS	NO YEAR 17 97		0700	27	(-4,749.71)	-	32,000.00	-5,964.75	-	33,215.04
	1976				(13,367,249.78)	-	10,382,000.00	7,811,525.25	181,468.54	15,756,255.99
	1975				(793,091.21)	-	-	265,026.93	-2,452.85	530,517.13
	1974				(56,380.25)	-	-16,047.79	-	40,332.46	-
	PRIOR YEARS				(109,007.38)	-	16,047.79	4,832.77	-1,452.79	121,675.19
ARMY	NO YEAR 21 97		0700		(261,999,555.51)	-	<sup>20</sup> 3,758,503.59	29,680,874.60	-	236,077,184.50
	1976				(173,832,073.96)	-	113,179,000.00	97,119,994.05	5,353,205.45	184,537,874.46
	1975				(27,557,222.02)	-	-	6,130,349.92	9,287,184.27	12,139,687.83
	1974				(3,250,014.52)	-	-	607,056.88	1,693,676.94	-
	PRIOR YEARS				(2,582,247.10)	-	-949,280.70	657,882.48	157,937.41	2,715,707.91
AIR FORCE	NO YEAR 57 97		0700		(128,310,916.42)	-	<sup>20</sup> 418,239.36	10,887,465.72	-	117,841,690.06
	1976				(63,751,596.22)	-	88,420,000.00	64,942,107.95	504,937.43	86,724,550.84
	1975				(6,204,649.65)	-	-	2,342,251.90	367,744.05	3,494,653.70
	1974				(896,543.42)	-	-	26,888.69	331,401.93	-
	PRIOR YEARS				(598,092.14)	-	-538,252.80	45,219.43	79,943.49	1,011,182.02
	SUBTOTAL TRANSITION QUARTER				(1,090,127,699.92)	-	275,510,580.21	295,806,230.79	20,419,337.98	1,049,412,711.36
ACCOUNTS RECEIVABLE					2,229,014.88	-	-	-	-1,525,285.86	3,754,300.74
UNFILLED CUSTOMER ORDERS					627.59	-	-	-	-579,322.17	579,949.76

FUND EQUITIES:									
UNOBLIGATED BALANCE			-473,205,916.70					-204,260,302.72	-268,945,613.98
ACCOUNTS PAYABLE			-123,721,997.37					58,076,483.30	-181,798,480.67
UNDELIVERED ORDERS			-456,478,018.80					146,524,848.41	-603,002,867.21
SUBTOTAL 97 0700			-0-		1,503,877,011.23		1,485,221,252.29	18,655,758.94	-0-
FAMILY HOUSING, DEFENSE									
FUND RESOURCES:									
UNDISBURSED FUNDS									
NO YEAR 97 0701				\$360,810,000.00		-360,810,000.00			
1976				971,434,000.00		-971,434,000.00			
AUTHORITY TO BORROW FROM THE PUBLIC									
1976				-103,877,568.98		103,877,568.98			
SUBTOTAL FY 1976				1,228,366,431.02		-1,228,366,431.02			
TRANSITION QUARTER									
UNDISBURSED FUNDS									
NO YEAR 97 0701				42,239,000.00		-42,239,000.00			
1976				268,400,000.00		-268,400,000.00			
AUTHORITY TO BORROW FROM THE PUBLIC									
1976				-35,128,419.79		35,128,419.79			
SUBTOTAL TRANSITION QUARTER				275,510,580.21		-275,510,580.21			
SUBTOTAL 97 0701			-0-	1,503,877,011.23		-1,503,877,011.23			-0-
PUBLIC ENTERPRISE FUNDS									
HOMEOWNERS ASSISTANCE FUND, DEFENSE									
FUND RESOURCES:									
UNDISBURSED FUNDS									
NO YEAR 97 4090			14,144,846.75			-430,071.73	2,356,688.61		(11,358,086.41)
AUTHORITY TO BORROW FROM THE PUBLIC			2,892,483.34			430,071.73			(3,322,555.07)
SUBTOTAL FY 1976			17,037,330.09				2,356,688.61		(14,680,641.48)
TRANSITION QUARTER									
UNDISBURSED FUNDS									
NO YEAR 97 4090			(11,358,086.41)			18,406.19	147,701.52		11,228,791.08
AUTHORITY TO BORROW FROM THE PUBLIC			(3,322,555.07)			-18,406.19			3,304,148.88
SUBTOTAL TRANSITION QUARTER			(14,680,641.48)				147,701.52		14,532,939.96
FUND EQUITIES:									
UNOBLIGATED BALANCE			-15,726,560.51					-2,365,534.86	-13,361,025.65
ACCOUNTS PAYABLE			-127,532.83					147,517.76	-275,050.59
UNDELIVERED ORDERS			-1,183,236.75					-286,373.03	-896,863.72
SUBTOTAL 97 4090			-0-				2,504,390.13	-2,504,390.13	-0-
TOTAL, FAMILY HOUSING, DEFENSE AGENCIES FY 1976 . . . . .				1,228,366,431.02			1,191,771,710.11		
TOTAL, FAMILY HOUSING, DEFENSE AGENCIES T.Q. . . . .				275,510,580.21			295,953,932.31	16,151,368.81	
CIVIL DEFENSE									
GENERAL FUND ACCOUNTS									
OPERATION AND MAINTENANCE, DEFENSE CIVIL									
PREPAREDNESS AGENCY, DEPARTMENT OF DEFENSE									
FUND RESOURCES:									
UNDISBURSED FUNDS									
1976 43 0604				65,578,000.00			46,583,657.83		(18,994,342.17)
1975			18,158,751.16				15,530,249.05		(2,628,502.11)
1974			2,474,509.11				1,336,727.40		(1,137,781.71)
PRIOR YEARS			2,174,552.32				879,845.51		(1,294,706.81)
SUBTOTAL FY 1976			22,807,812.59	65,578,000.00			64,330,479.79		(24,055,332.80)
TRANSITION QUARTER									
UNDISBURSED FUNDS									
1976 43 0604			(18,994,342.17)	14,491,000.00			12,809,177.76	1,055,914.66	19,620,249.75
1975			(2,628,502.11)			463,179.02	860,093.48		1,305,229.61
1974			(1,137,781.71)			-544,599.22	81,773.60		
PRIOR YEARS			(1,294,706.81)			544,599.22	97,416.44		1,182,558.49
SUBTOTAL TRANSITION QUARTER			(24,055,332.80)	14,491,000.00			13,451,546.82	2,986,748.13	22,108,037.85
ACCOUNTS RECEIVABLE			7,302,850.62				30,115.20		7,272,735.42
FUND EQUITIES:									
ACCOUNTS PAYABLE			-3,635,984.26					950,805.43	-4,586,789.69
UNDELIVERED ORDERS			-26,474,678.95					-1,680,695.37	-24,793,983.58
SUBTOTAL 43 0604			-0-	80,069,000.00			77,782,026.61	2,286,973.39	-0-
RESEARCH, SHELTER SURVEY AND MARKING, DEFENSE CIVIL PREPAREDNESS AGENCY, DEPARTMENT OF DEFENSE									
FUND RESOURCES:									
UNDISBURSED FUNDS									
NO YEAR 43 0605			14,681,000.53				6,206,119.02		(8,474,881.51)
1976				20,000,000.00			3,202,842.80		(16,797,157.20)
1975			13,939,410.02				6,095,342.64		(7,844,067.38)
SUBTOTAL FY 1976			28,620,410.55	20,000,000.00			15,504,304.46		(33,116,106.09)
TRANSITION QUARTER									
UNDISBURSED FUNDS									
NO YEAR 43 0605			(8,474,881.51)				1,137,462.50	503,117.10	6,834,301.91
1976			(16,797,157.20)	5,000,000.00			1,763,329.63	1,824,337.27	18,209,490.30
1975			(7,844,067.38)				1,268,581.36	554,863.01	6,020,623.01
SUBTOTAL TRANSITION QUARTER			(33,116,106.09)	5,000,000.00			4,169,373.49	2,882,317.38	31,064,415.22
ACCOUNTS RECEIVABLE			1,792,129.47					700,559.65	1,091,569.82

FOOTNOTES AT END OF CHAPTER

Appropriations, Outlays, and Balances - Continued

Appropriation or Fund Account		Account symbol			Balances beginning of fiscal year 1/	Appropriations and other obligation authority 2/	Transfers, borrowings, and investments (net) 3/	Outlays (net)	Balances withdrawn and other transactions 4/	Balances end of fiscal year 5/
Title	Period of availability	Dept. Reg. Tr. From	Account No.	Sub. No.						
DEPARTMENT OF DEFENSE - MILITARY-CONTINUED										
CIVIL DEFENSE-CONTINUED										
GENERAL FUND ACCOUNTS-CONTINUED										
RESEARCH, SHELTER SURVEY AND MARKING, DEFENSE CIVIL PREPAREDNESS AGENCY, DEPARTMENT OF DEFENSE-CONTINUED										
FUND EQUITIES:										
UNOBLIGATED BALANCE					- \$1,537,574.41	- - - - -	- - - - -	- - - - -	- \$1,537,574.41	- - - - -
ACCOUNTS PAYABLE					- 1,301,580.31	- - - - -	- - - - -	- - - - -	- 66,360.97	- \$1,235,219.34
UNDELIVERED ORDERS					- 27,573,385.30	- - - - -	- - - - -	- - - - -	3,347,380.40	- 30,920,765.70
	SUBTOTAL 43		0605		- 0-	\$ 25,000,000.00		\$ 19,673,677.95	5,326,322.05	- 0-
TOTAL, CIVIL DEFENSE FY 1976 . . . . .					- - - - -	85,578,000.00	- - - - -	79,834,784.25	- - - - -	- - - - -
TOTAL, CIVIL DEFENSE T.O. . . . .					- - - - -	19,491,000.00	- - - - -	17,620,920.31	7,613,295.44	- - - - -
SPECIAL FOREIGN CURRENCY PROGRAM										
GENERAL FUND ACCOUNT										
SPECIAL FOREIGN CURRENCY PROGRAM, DEFENSE										
FUND RESOURCES:										
UNDISBURSED FUNDS	1976-77 97		0800		- - - - -	2,668,000.00	- - - - -	5,376.65	- - - - -	( 2,662,623.35)
	1975-76				2,899,466.00	- - - - -	- - - - -	1,402,228.67	- - - - -	( 1,497,237.33)
	1974-75				1,440,865.71	- - - - -	- - - - -	892,282.83	- - - - -	( 548,582.88)
	1973-75				802,994.03	- - - - -	- - - - -	436,741.79	- - - - -	( 366,252.24)
	1972-74				2,721,232.10	- - - - -	- - - - -	1,434,395.58	- - - - -	( 1,286,836.52)
	PRIOR YEARS				1,135,972.25	- - - - -	- - - - -	590,348.47	- - - - -	( 545,623.78)
	SUBTOTAL FY 1976				9,000,530.09	2,668,000.00	- - - - -	4,761,373.99	- - - - -	( 6,907,156.10)
TRANSITION QUARTER UNDISBURSED FUNDS	1976-77 97		0800		( 2,662,623.35)	37,000.00	- - - - -	151,564.75	- - - - -	2,548,058.60
	1975-76				( 1,497,237.33)	- - - - -	- - - - -	216,183.71	99,742.37	1,181,311.25
	1974-75				( 548,582.88)	- - - - -	- - - - -	151,410.00	- - - - -	397,172.88
	1973-75				( 366,252.24)	- - - - -	- - - - -	114,105.00	- - - - -	252,147.24
	1972-74				( 1,286,836.52)	- - - - -	- \$1,187,470.69	161,488.77	- 62,122.94	- - - - -
	PRIOR YEARS				( 545,623.78)	- - - - -	1,187,470.69	116,803.82	25,266.09	1,591,024.56
	SUBTOTAL TRANSITION QUARTER				( 6,907,156.10)	37,000.00	- - - - -	911,556.05	62,885.52	5,969,714.53
ACCOUNTS RECEIVABLE					98,574.24	- - - - -	- - - - -	- - - - -	98,574.24	- - - - -
FUND EQUITIES:										
UNOBLIGATED BALANCE					- 2,897,002.32	- - - - -	- - - - -	- - - - -	- 1,090,576.72	- 1,806,425.60
ACCOUNTS PAYABLE					- 6,084,932.98	- - - - -	- - - - -	- - - - -	- 1,986,597.46	- 4,098,335.52
UNDELIVERED ORDERS					- 117,169.03	- - - - -	- - - - -	- - - - -	- 52,215.62	- 64,953.41
	SUBTOTAL 97		0800		- 0-	2,705,000.00	- - - - -	5,672,930.04	- 2,967,930.04	- 0-
TOTAL, SPECIAL FOREIGN CURRENCY PROGRAM FY 1976 . . . . .					- - - - -	2,668,000.00	- - - - -	4,761,373.99	- - - - -	- - - - -
TOTAL, SPECIAL FOREIGN CURRENCY PROGRAM T.O. . . . .					- - - - -	37,000.00	- - - - -	911,556.05	- 2,967,930.04	- - - - -
MILITARY ASSISTANCE, SOUTH VIETNAMESE FORCES <sup>21</sup>										
REVOLVING AND MANAGEMENT FUNDS										
PUBLIC ENTERPRISE FUNDS										
DEPARTMENT OF THE ARMY										
DEFENSE PRODUCTION GUARANTEES, ARMY										
FUND RESOURCES:										
UNDISBURSED FUNDS	NO YEAR 21		4080		2,209,344.59	- - - - -	- - - - -	735.25	- - - - -	( 2,208,609.34)
	SUBTOTAL FY 1976				2,209,344.59	- - - - -	- - - - -	735.25	- - - - -	( 2,208,609.34)



Appropriations, Outlays, and Balances - Continued

Appropriation or Fund Account		Account symbol			Balances beginning of fiscal year 1/	Appropriations and other obligational authority 2/	Transfers, borrowings, and investments (net) 3/	Outlays (net)	Balances withdrawn and other transactions 4/	Balances end of fiscal year 2/
Title	Period of availability	Dept. Reg	Account No. Tr. From	Sub. No.						
DEPARTMENT OF DEFENSE - MILITARY-CONTINUED										
REVULVING AND MANAGEMENT FUNDS										
INTRAGOVERNMENTAL FUNDS										
DEPARTMENT OF THE ARMY										
ARMY STOCK FUND										
FUND RESOURCES:										
UNDISBURSED FUNDS	NO YEAR 21		4991		\$80,745,194.85	\$20,000,000.00	\$42,000,000.00	-\$81,637,494.30	-	( \$224,382,689.15)
UNFUNDED CONTRACT AUTHORITY (10 USC 2210B)	NO YEAR 21		4991		351,929,869.55	7-62,000,000.00	-	-	8- \$4,711,015.78	(294,640,885.33)
	SUBTOTAL FY 1976				432,675,064.40	-42,000,000.00	42,000,000.00	-81,637,494.30	-4,711,015.78	(519,023,574.48)
TRANSITION QUARTER										
UNDISBURSED FUNDS										
UNFUNDED CONTRACT AUTHORITY (10 USC 2210B)	NO YEAR 21		4991		(224,382,689.15)	-	-	-114,378,859.63	-	338,761,548.78
	SUBTOTAL TRANSITION QUARTER				(294,640,885.33)	-	-	-	8 139,588,018.85	155,052,866.48
ACCOUNTS RECEIVABLE UNFILLED CUSTOMER ORDERS					(519,023,574.48)	-	-	-114,378,859.63	139,588,018.85	493,814,415.26
FUND EQUITIES:					249,221,635.01	-	-	-	110,187,074.16	139,034,560.85
ACCOUNTS PAYABLE UNDELIVERED ORDERS					721,977,145.91	-	-	-	-28,806,192.82	750,783,338.73
	SUBTOTAL 21		4991		-136,593,509.37	-	-	-	47,098,187.15	-183,691,696.52
					-1,267,280,335.95	-	-	-	-67,339,717.63	-1,199,940,618.32
					-0-	-42,000,000.00	42,000,000.00	-196,016,353.93	196,016,353.93	-0-
ARMY INDUSTRIAL FUND										
FUND RESOURCES:										
UNDISBURSED FUNDS	NO YEAR 21		4992		105,947,216.82	-	-	29,965,845.72	-	(75,981,371.10)
	SUBTOTAL FY 1976				105,947,216.82	-	-	29,965,845.72	-	(75,981,371.10)
TRANSITION QUARTER										
UNDISBURSED FUNDS										
	NO YEAR 21		4992		(75,981,371.10)	-	-	-39,562,525.11	-	115,543,896.21
	SUBTOTAL TRANSITION QUARTER				(75,981,371.10)	-	-	-39,562,525.11	-	115,543,896.21
ACCOUNTS RECEIVABLE UNFILLED CUSTOMER ORDERS					91,351,104.48	-	-	-	3,825,594.40	87,525,510.08
FUND EQUITIES:					721,145,359.85	-	-	-	-90,492,582.68	811,637,942.53
UNOBLIGATED BALANCE					-555,708,254.23	-	-	-	81,724,001.92	-637,432,256.15
ACCOUNTS PAYABLE UNDELIVERED ORDERS					-187,635,557.94	-	-	-	13,428,279.21	-201,064,237.15
	SUBTOTAL 21		4992		-175,099,468.98	-	-	-	1,111,386.54	-176,210,855.52
					-0-	-	-	-9,596,679.39	9,596,679.39	-0-
ARMY MANAGEMENT FUND										
FUND RESOURCES:										
UNDISBURSED FUNDS	NO YEAR 21		3970		2,251,069.46	-	-	-2,284,087.75	-	(4,535,157.21)
	SUBTOTAL FY 1976				2,251,069.46	-	-	-2,284,087.75	-	(4,535,157.21)
TRANSITION QUARTER										
UNDISBURSED FUNDS										
	NO YEAR 21		3970		(4,535,157.21)	-	-	3,339,948.56	-	1,195,208.65
	SUBTOTAL TRANSITION QUARTER				(4,535,157.21)	-	-	3,339,948.56	-	1,195,208.65
ACCOUNTS RECEIVABLE UNFILLED CUSTOMER ORDERS					61,785,009.09	-	-	-	4,258,270.56	57,526,738.53
FUND EQUITIES:					4,194,677.38	-	-	-	-488,515.21	4,683,192.59
UNOBLIGATED BALANCE					-7,126,123.26	-	-	-	1,135,836.73	22-8,261,959.99
ACCOUNTS PAYABLE UNDELIVERED ORDERS					-60,983,986.11	-	-	-	-5,840,806.33	-55,143,179.78
	SUBTOTAL 21		3970		-120,646.56	-	-	-	-120,646.56	-
					-0-	-	-	1,055,860.81	-1,055,860.81	-0-
TOTAL, INTRAGOVERNMENTAL FUNDS, ARMY FY 1976 . . . . .					-	-42,000,000.00	42,000,000.00	-53,955,736.33	-4,711,015.78	-
TOTAL, INTRAGOVERNMENTAL FUNDS, ARMY T.Q. . . . .					-	-	-	-150,601,436.18	209,268,188.29	-

DEPARTMENT OF THE NAVY

NAVY STOCK FUND									
FUND RESOURCES:									
UNDISBURSED FUNDS	NO YEAR 17	4911	98,607,794.62	10,000,000.00	50,000,000.00	85,062,410.63	- - - - -	( 73,545,383.99)	
UNFUNDED CONTRACT AUTHORITY ( 10 USC 2210 B)	NO YEAR 17	4911	405,259,413.00	- - - - -	- - - - -	- - - - -	8-10,365,306.57	( 415,624,719.57)	
	NO YEAR 17	4911	503,867,207.62	10,000,000.00	50,000,000.00	85,062,410.63	-10,365,306.57	( 489,170,103.56)	
SUBTOTAL FY 1976									
TRANSITION QUARTER									
FUND RESOURCES:									
UNDISBURSED FUNDS	NO YEAR 17	4911	( 73,545,383.99)	- - - - -	35,000,000.00	19,737,254.55	- - - - -	88,808,129.44	
UNFUNDED CONTRACT AUTHORITY ( 10 USC 2210 B)	NO YEAR 17	4911	( 415,624,719.57)	- - - - -	- - - - -	- - - - -	8 30,595,739.10	385,028,980.47	
	NO YEAR 17	4911	( 489,170,103.56)	- - - - -	35,000,000.00	19,737,254.55	30,595,739.10	473,837,109.91	
	NO YEAR 17	4911	71,950,210.78	- - - - -	- - - - -	- - - - -	36,028,498.64	35,921,712.14	
	NO YEAR 17	4911	140,006,231.20	- - - - -	- - - - -	- - - - -	-19,655,149.89	159,661,381.09	
SUBTOTAL TRANSITION QUARTER									
ACCOUNTS RECEIVABLE			-142,163,038.81	- - - - -	- - - - -	- - - - -	-107,162,957.03	-35,000,081.78	
UNFILLED CUSTOMER ORDERS			-573,660,610.79	- - - - -	- - - - -	- - - - -	60,759,510.57	-634,420,121.36	
			-0-	10,000,000.00	85,000,000.00	104,799,665.18	-9,799,665.18	-0-	
SUBTOTAL 17 4911									
UNAPPLIED STOCK FUND CHARGES, NAVY									
FUND RESOURCES:									
UNDISBURSED FUNDS	NO YEAR 17	1998	404,808.87	- - - - -	- - - - -	404,808.87	- - - - -	- - - - -	
	NO YEAR 17	1998	404,808.87	- - - - -	- - - - -	404,808.87	- - - - -	- - - - -	
SUBTOTAL FY 1976									
FUND EQUITIES:									
ACCOUNTS PAYABLE			-404,808.87	- - - - -	- - - - -	- - - - -	-404,808.87	- - - - -	
			-0-	- - - - -	- - - - -	- - - - -	-404,808.87	- - - - -	
SUBTOTAL 17 1998									
MARINE CORPS STOCK FUND									
FUND RESOURCES:									
UNDISBURSED FUNDS	NO YEAR 17	4913	26,671,509.22	2,000,000.00	-17,000,000.00	-1,865,979.44	- - - - -	( 13,537,488.66)	
UNFUNDED CONTRACT AUTHORITY ( 10 USC 2210 B)	NO YEAR 17	4913	4,822,966.88	- - - - -	- - - - -	- - - - -	8-12,805,774.80	( 17,628,741.68)	
	NO YEAR 17	4913	31,494,476.10	2,000,000.00	-17,000,000.00	-1,865,979.44	-12,805,774.80	( 31,166,230.34)	
SUBTOTAL FY 1976									
TRANSITION QUARTER									
FUND RESOURCES:									
UNDISBURSED FUNDS	NO YEAR 17	4913	( 13,537,488.66)	- - - - -	- - - - -	-11,789,815.86	- - - - -	25,327,304.52	
UNFUNDED CONTRACT AUTHORITY ( 10 USC 2210 B)	NO YEAR 17	4913	( 17,628,741.68)	- - - - -	- - - - -	- - - - -	8-1,177,687.60	18,806,429.28	
	NO YEAR 17	4913	( 31,166,230.34)	- - - - -	- - - - -	-11,789,815.86	-1,177,687.60	44,133,733.80	
	NO YEAR 17	4913	12,906,676.67	- - - - -	- - - - -	- - - - -	6,802,765.29	6,103,911.38	
	NO YEAR 17	4913	3,711,522.43	- - - - -	- - - - -	- - - - -	243,396.78	3,468,125.65	
SUBTOTAL TRANSITION QUARTER									
ACCOUNTS RECEIVABLE			-6,988,159.98	- - - - -	- - - - -	- - - - -	7,048,233.50	-14,036,393.48	
UNFILLED CUSTOMER ORDERS			-41,124,515.22	- - - - -	- - - - -	- - - - -	-1,455,137.87	-39,669,377.35	
			-0-	2,000,000.00	-17,000,000.00	-13,655,795.30	-1,344,204.70	-0-	
SUBTOTAL 17 4913									
NAVY INDUSTRIAL FUND									
FUND RESOURCES:									
UNDISBURSED FUNDS	NO YEAR 17	4912	279,047,473.20	- - - - -	- - - - -	-106,438,978.95	- - - - -	( 385,486,452.15)	
	NO YEAR 17	4912	279,047,473.20	- - - - -	- - - - -	-106,438,978.95	- - - - -	( 385,486,452.15)	
SUBTOTAL FY 1976									
TRANSITION QUARTER									
FUND RESOURCES:									
UNDISBURSED FUNDS	NO YEAR 17	4912	( 385,486,452.15)	- - - - -	- - - - -	-2,039,677.60	- - - - -	387,526,129.75	
	NO YEAR 17	4912	( 385,486,452.15)	- - - - -	- - - - -	-2,039,677.60	- - - - -	387,526,129.75	
	NO YEAR 17	4912	337,133,369.45	- - - - -	- - - - -	- - - - -	39,660,571.96	297,472,757.49	
	NO YEAR 17	4912	1,822,883,426.37	- - - - -	- - - - -	- - - - -	-429,589,987.92	2,252,473,414.29	
SUBTOTAL TRANSITION QUARTER									
ACCOUNTS RECEIVABLE			-629,056,579.07	- - - - -	- - - - -	- - - - -	551,735,859.70	-1,180,792,438.77	
UNFILLED CUSTOMER ORDERS			-702,048,657.40	- - - - -	- - - - -	- - - - -	14,311,234.51	-716,359,891.91	
			-1,107,959,032.55	- - - - -	- - - - -	- - - - -	-67,639,021.70	-1,040,320,010.85	
			-0-	- - - - -	- - - - -	-108,478,656.55	108,478,656.55	-0-	
SUBTOTAL 17 4912									
MARINE CORPS INDUSTRIAL FUND									
FUND RESOURCES:									
UNDISBURSED FUNDS	NO YEAR 17	4914	3,215,447.72	- - - - -	- - - - -	-1,072,338.22	- - - - -	( 4,287,785.94)	
	NO YEAR 17	4914	3,215,447.72	- - - - -	- - - - -	-1,072,338.22	- - - - -	( 4,287,785.94)	
SUBTOTAL FY 1976									
TRANSITION QUARTER									
FUND RESOURCES:									
UNDISBURSED FUNDS	NO YEAR 17	4914	( 4,287,785.94)	- - - - -	- - - - -	-87,189.79	- - - - -	4,374,975.73	
	NO YEAR 17	4914	( 4,287,785.94)	- - - - -	- - - - -	-87,189.79	- - - - -	4,374,975.73	
	NO YEAR 17	4914	1,441,783.24	- - - - -	- - - - -	- - - - -	-476,149.23	1,917,932.47	
	NO YEAR 17	4914	13,294,958.27	- - - - -	- - - - -	- - - - -	3,228,490.00	10,066,468.27	
SUBTOTAL TRANSITION QUARTER									
ACCOUNTS RECEIVABLE			-12,362,610.46	- - - - -	- - - - -	- - - - -	-3,839,917.53	-8,522,692.93	
UNFILLED CUSTOMER ORDERS			-2,882,439.81	- - - - -	- - - - -	- - - - -	1,591,885.38	-4,474,325.19	
			-2,707,138.96	- - - - -	- - - - -	- - - - -	655,219.39	-3,362,358.35	
			-0-	- - - - -	- - - - -	-1,159,528.01	1,159,528.01	-0-	
SUBTOTAL 17 4914									

FOOTNOTES AT END OF CHAPTER



Appropriations, Outlays, and Balances - Continued

Appropriation or Fund Account		Account symbol			Balances beginning of fiscal year 1/	Appropriations and other obligational authority 2/	Transfers, borrowings, and investments (net) 3/	Outlays (net)	Balances withdrawn and other transactions 4/	Balances end of fiscal year 5/
Title	Period of availability	Dept. Reg.	Account No. Tr From	Sub. No.						
DEPARTMENT OF DEFENSE - MILITARY-CONTINUED										
REVOLVING AND MANAGEMENT FUNDS										
INTRAGOVERNMENTAL FUNDS-CONTINUED										
DEPARTMENT OF THE NAVY-CONTINUED										
NAVY MANAGEMENT FUND										
FUND RESOURCES:										
UNDISBURSED FUNDS	NO YEAR 17		3980		\$21,091,877.30	-	-	-	-\$1,986,061.92	( \$23,077,939.22)
	PRIOR YEARS				1,585,828.54	-	-	-	1,588,038.49	(-2,209.95)
	SUBTOTAL FY 1976				22,677,705.84	-	-	-	-398,023.43	(23,075,729.27)
TRANSITION QUARTER										
UNDISBURSED FUNDS	NO YEAR 17		3980		(23,077,939.22)	-	-	-	22,360,807.18	717,132.04
	PRIOR YEARS				(-2,209.95)	-	-	-	447.82	11-2,657.77
	SUBTOTAL TRANSITION QUARTER				(23,075,729.27)	-	-	-	22,361,255.00	714,474.27
ACCOUNTS RECEIVABLE					124,468,821.55	-	-	-	\$43,067,003.25	81,401,818.30
UNFILLED CUSTOMER ORDERS					8,841,977.58	-	-	-	8,841,977.58	-
FUND EQUITIES:										
UNOBLIGATED BALANCE					-1,000,000.00	-	-	-	-	-1,000,000.00
ACCOUNTS PAYABLE					-135,894,860.54	-	-	-	-55,344,568.15	-80,550,292.39
UNDELIVERED ORDERS					-19,093,644.43	-	-	-	-18,527,644.25	-566,000.18
	SUBTOTAL 17		3980		-0-	-	-	-	21,963,231.57	-0-
TOTAL, INTRAGOVERNMENTAL FUNDS, NAVY FY 1976. . . . .					-	\$12,000,000.00	\$33,000,000.00	-24,308,100.54	-23,171,081.37	-
TOTAL, INTRAGOVERNMENTAL FUNDS, NAVY T.Q. . . . .					-	-	35,000,000.00	28,181,826.30	99,297,355.61	-
DEPARTMENT OF THE AIR FORCE										
AIR FORCE STOCK FUND										
FUND RESOURCES:										
UNDISBURSED FUNDS	NO YEAR 57		4921		68,020,249.71	15,000,000.00	100,000,000.00	51,616,831.83	-	(131,403,417.88)
UNFUNDED CONTRACT AUTHORITY (10 USC 2210B)	NO YEAR 57		4921		725,269,814.42	-	-	-	829,857,359.96	(695,412,454.46)
	SUBTOTAL FY 1976				793,290,064.13	15,000,000.00	100,000,000.00	51,616,831.83	29,857,359.96	(826,815,872.34)
TRANSITION QUARTER										
UNDISBURSED FUNDS	NO YEAR 57		4921		(131,403,417.88)	-	-	-	-15,536,985.62	146,940,403.50
UNFUNDED CONTRACT AUTHORITY (10 USC 2210B)	NO YEAR 57		4921		(695,412,454.46)	-	-	-	8-17,749,502.02	713,161,956.48
	SUBTOTAL TRANSITION QUARTER				(826,815,872.34)	-	-	-	-17,749,502.02	860,102,359.98
ACCOUNTS RECEIVABLE					166,619,841.52	-	-	-	8,942,401.52	157,677,440.00
UNFILLED CUSTOMER ORDERS					88,067,628.02	-	-	-	-53,355,303.72	141,422,931.74
FUND EQUITIES:										
ACCOUNTS PAYABLE					-397,181,060.40	-	-	-	-86,498,706.27	-310,682,354.13
UNDELIVERED ORDERS					-650,796,473.27	-	-	-	197,723,904.32	-848,520,377.59
	SUBTOTAL 57		4921		-0-	15,000,000.00	100,000,000.00	36,079,846.21	78,920,153.79	-0-
AIR FORCE INDUSTRIAL FUND										
FUND RESOURCES:										
UNDISBURSED FUNDS	NO YEAR 57		4922		117,296,382.06	-	-	-	-80,457,175.77	(197,753,557.83)
	SUBTOTAL FY 1976				117,296,382.06	-	-	-	-80,457,175.77	(197,753,557.83)
TRANSITION QUARTER										
UNDISBURSED FUNDS	NO YEAR 57		4922		(197,753,557.83)	-	-	-	-51,510,905.99	249,264,463.82
	SUBTOTAL TRANSITION QUARTER				(197,753,557.83)	-	-	-	-51,510,905.99	249,264,463.82
ACCOUNTS RECEIVABLE					133,908,552.26	-	-	-	1,561,286.91	132,347,265.35
UNFILLED CUSTOMER ORDERS					322,262,369.00	-	-	-	-283,239,514.55	605,501,883.55
FUND EQUITIES:										
UNOBLIGATED BALANCE					-87,526,065.46	-	-	-	412,021,140.34	-499,547,205.80
ACCOUNTS PAYABLE					-282,357,158.96	-	-	-	50,638,149.37	-332,995,308.33
UNDELIVERED ORDERS					-203,584,078.90	-	-	-	-49,012,980.31	-154,571,058.59
	SUBTOTAL 57		4922		-0-	-	-	-	-131,968,081.76	-0-

AIR FORCE MANAGEMENT FUND									
FUND RESOURCES:									
UNDISBURSED FUNDS									
		NO YEAR 57	3960	5,278,699.72				471,448.09	(4,807,251.63)
		FY 1976		5,278,699.72				471,448.09	(4,807,251.63)
SUBTOTAL									
TRANSITION QUARTER									
UNDISBURSED FUNDS									
		NO YEAR 57	3960	(4,807,251.63)				632,160.22	653,487.31
		QUARTER		(4,807,251.63)				632,160.22	653,487.31
SUBTOTAL TRANSITION QUARTER									
UNFILLED CUSTOMER ORDERS									
				3,167,632.53				638,200.71	3,521,604.10
FUND EQUITIES:									
UNOBLIGATED BALANCE									
				-3,468,512.87					22-1,653,487.31
ACCOUNTS PAYABLE									
				-4,278,699.72					-3,175,091.41
UNDELIVERED ORDERS									
				-699,119.66					-1,222,457.20
		SUBTOTAL 57	3960	-0-				1,103,608.31	-1,103,608.31
TOTAL, INTRAGOVERNMENTAL FUNDS, AIR FORCE FY 1976					15,000,000.00	100,000,000.00	-28,368,895.85	29,857,359.96	
TOTAL, INTRAGOVERNMENTAL FUNDS, AIR FORCE T.Q.							-66,415,731.39	179,927,267.28	
DEFENSE AGENCIES									
UNAPPLIED STOCK FUND CHARGES, DEFENSE AGENCIES									
FUND RESOURCES:									
UNDISBURSED FUNDS									
		NO YEAR 97	1998	757.66				757.66	
		FY 1976		757.66				757.66	
SUBTOTAL									
FUND EQUITIES:									
ACCOUNTS PAYABLE									
				-757.66					-757.66
		SUBTOTAL 97	1998	-0-				757.66	-757.66
DEFENSE STOCK FUND									
FUND RESOURCES:									
UNDISBURSED FUNDS									
		NO YEAR 97	4961	101,238,454.79	88,000,000.00	-175,000,000.00	-138,720,577.37		(152,959,032.16)
		UNFUNDED CONTRACT AUTHORITY (10 USC 2210 B)							
		NO YEAR 97	4961	811,159,850.23				849,300,674.54	(761,859,175.69)
		FY 1976		912,398,305.02	88,000,000.00	-175,000,000.00	-138,720,577.37	49,300,674.54	(914,818,207.85)
SUBTOTAL									
TRANSITION QUARTER									
UNDISBURSED FUNDS									
		NO YEAR 97	4961	(152,959,032.16)		-35,000,000.00	-121,049,066.20		239,008,098.36
		UNFUNDED CONTRACT AUTHORITY (10 USC 2210 B)							
		NO YEAR 97	4961	(761,859,175.69)				846,905,411.52	714,953,764.17
		QUARTER		(914,818,207.85)				46,905,411.52	953,961,862.53
SUBTOTAL TRANSITION QUARTER									
				361,108,643.80		-35,000,000.00	-121,049,066.20	6,535,474.38	354,573,169.42
ACCOUNTS RECEIVABLE									
				197,950,385.61				-77,020,426.04	274,970,811.65
UNFILLED CUSTOMER ORDERS									
				-374,156,693.36				7,338,515.54	-381,495,208.90
FUND EQUITIES:									
ACCOUNTS PAYABLE									
				-1,097,300,641.07				104,709,993.63	-1,202,010,634.70
UNDELIVERED ORDERS									
				-0-	88,000,000.00	-210,000,000.00	-259,769,643.57	137,769,643.57	-0-
		SUBTOTAL 97	4961						
DEFENSE INDUSTRIAL FUND									
FUND RESOURCES:									
UNDISBURSED FUNDS									
		NO YEAR 97	4962	55,430,329.32				5,174,681.61	(50,255,647.71)
		FY 1976		55,430,329.32				5,174,681.61	(50,255,647.71)
SUBTOTAL									
TRANSITION QUARTER									
UNDISBURSED FUNDS									
		NO YEAR 97	4962	(50,255,647.71)					46,401,368.18
		QUARTER		(50,255,647.71)					46,401,368.18
SUBTOTAL TRANSITION QUARTER									
				12,988,258.04				3,854,279.53	7,301,284.39
ACCOUNTS RECEIVABLE									
				13,130,694.23				5,686,973.65	9,221,639.31
UNFILLED CUSTOMER ORDERS									
				-27,426,592.12				3,909,054.92	-14,542,756.48
FUND EQUITIES:									
UNOBLIGATED BALANCE									
				-49,580,396.38					-2,475,598.16
ACCOUNTS PAYABLE									
				-4,542,293.09					-3,265,555.91
UNDELIVERED ORDERS									
				-0-					-1,276,737.18
		SUBTOTAL 97	4962					9,028,961.14	-9,028,961.14
TOTAL, INTRAGOVERNMENTAL FUNDS, DEFENSE AGENCIES FY 1976					88,000,000.00	-175,000,000.00	-133,545,138.10	49,300,674.54	
TOTAL, INTRAGOVERNMENTAL FUNDS, DEFENSE AGENCIES T.Q.						-35,000,000.00	-117,194,786.67	79,439,250.23	
TOTAL, INTRAGOVERNMENTAL FUNDS FY 1976					73,000,000.00		-240,177,870.82	51,275,937.35	
TOTAL, INTRAGOVERNMENTAL FUNDS T.Q.							-306,030,127.94	567,932,061.41	
TOTAL, REVOLVING AND MANAGEMENT FUND FY 1976					73,000,000.00		-240,582,788.03	51,275,937.35	
TOTAL, REVOLVING AND MANAGEMENT FUND T.Q.							-306,089,450.10	568,396,300.78	

FOOTNOTES AT END OF CHAPTER

Appropriations, Outlays, and Balances - Continued

Appropriation or Fund Account	Period of availability	Account symbol			Balances beginning of fiscal year <sup>1/</sup>	Appropriations and other obligational authority <sup>2/</sup>	Transfers, borrowings, and investments (net) <sup>3/</sup>	Outlays (net)	Balances withdrawn and other transactions <sup>4/</sup>	Balances end of fiscal year <sup>5/</sup>
		Dept. Reg.	Tr. From	Account No.						
Title										
DEPARTMENT OF DEFENSE - MILITARY-CONTINUED										
TRUST FUND ACCOUNTS										
DEPARTMENT OF THE ARMY										
REQUEST OF MAJOR GENERAL FRED C. AINSWORTH, LIBRARY, WALTER REED GENERAL HOSPITAL							\$25.35		( \$3,482.30)	
FUND RESOURCES:					\$3,020.15	\$487.50			(10,575.00)	
UNDISBURSED FUNDS	NO YEAR 21	8063			10,575.00	487.50	25.35		(14,057.30)	
INVESTMENTS IN PUBLIC DEBT SECURITIES					13,595.15					
SUBTOTAL FY 1976									3,654.80	
TRANSITION QUARTER	NO YEAR 21	8063			(3,482.30)	172.50			10,575.00	
UNDISBURSED FUNDS					(10,575.00)				14,229.80	
INVESTMENTS IN PUBLIC DEBT SECURITIES					(14,057.30)	172.50				
SUBTOTAL TRANSITION QUARTER								\$639.60	-14,165.55	
FUND EQUITIES:								-4.95	-64.25	
UNOBLIGATED BALANCE					-13,525.95			634.65	-0-	
ACCOUNTS PAYABLE					-69.20					
SUBTOTAL 21	8063				-0-	660.00	25.35			
SURCHARGE COLLECTIONS, SALES OF COMMISSARY STORES, ARMY									(43,474,669.11)	
FUND RESOURCES:							-11,966,222.61		(43,474,669.11)	
UNDISBURSED FUNDS	NO YEAR 21	8420			31,508,446.50					
SUBTOTAL FY 1976					31,508,446.50				46,038,405.64	
TRANSITION QUARTER	NO YEAR 21	8420			(43,474,669.11)		-2,563,736.53		46,038,405.64	
UNDISBURSED FUNDS					(43,474,669.11)		-2,563,736.53		1,834,339.11	
SUBTOTAL TRANSITION QUARTER					1,677,132.13			-157,206.98		
ACCOUNTS RECEIVABLE								9,026,741.01	-22,209,700.52	
FUND EQUITIES:								-1,767,191.86	-10,442,472.40	
UNOBLIGATED BALANCE					-13,182,959.51			7,427,616.97	-15,220,571.83	
ACCOUNTS PAYABLE					-12,209,664.26			14,529,959.14	-0-	
UNDELIVERED ORDERS					-7,792,954.86		-14,529,959.14			
SUBTOTAL 21	8420				-0-					
KERMIT ROOSEVELT FUND, DEPARTMENT OF THE ARMY									(145.85)	
FUND RESOURCES:									(145.85)	
UNDISBURSED FUNDS	NO YEAR 21	8918			145.85				145.85	
SUBTOTAL FY 1976					145.85				145.85	
TRANSITION QUARTER	NO YEAR 21	8918			(145.85)				-145.85	
UNDISBURSED FUNDS					(145.85)				-0-	
SUBTOTAL TRANSITION QUARTER										
FUND EQUITIES:										
ACCOUNTS PAYABLE	SUBTOTAL 21	8918			-145.85				-0-	
					-0-					
DEPARTMENT OF THE ARMY									(81,804.99)	
GENERAL GIFT FUND									(119,725.00)	
FUND RESOURCES:						22,529.16	\$10,000.00		(119,725.00)	
UNDISBURSED FUNDS	NO YEAR 21	8927			162,794.18		-10,000.00		(201,529.99)	
INVESTMENTS IN PUBLIC DEBT SECURITIES					129,725.00					
SUBTOTAL FY 1976					292,519.18	22,529.16		113,518.35		
TRANSITION QUARTER	NO YEAR 21	8927			(81,804.99)	29,668.38	-9,000.00		79,914.25	
UNDISBURSED FUNDS					(119,725.00)		9,000.00		128,725.00	
INVESTMENTS IN PUBLIC DEBT SECURITIES					(201,529.99)	29,668.38			208,639.25	
SUBTOTAL TRANSITION QUARTER										
FUND EQUITIES:										
UNOBLIGATED BALANCE					-223,779.06			-23,929.60	-199,849.46	
ACCOUNTS PAYABLE					-8,753.55			-6,376.49	-2,377.06	
UNDELIVERED ORDERS					-59,986.57			-53,573.84	-6,412.73	
SUBTOTAL 21	8927				-0-	52,197.54	136,077.47	-83,879.93	-0-	
TOTAL, DEPARTMENT OF THE ARMY FY 1976						23,016.66	-11,852,678.91			
TOTAL, DEPARTMENT OF THE ARMY T.Q.						29,840.88	-2,541,177.41	14,446,713.86		

DEPARTMENT OF THE NAVY

OFFICE OF NAVAL RECORDS AND HISTORY FUND

FUND RESOURCES:									
UNDISBURSED FUNDS	NO YEAR 17	8008	40,118.35	126,664.77	3,000.00	107,115.53			(62,667.59)
INVESTMENTS IN PUBLIC DEBT SECURITIES			312,500.00		-3,000.00				(309,500.00)
	SUBTOTAL FY 1976		352,618.35	126,664.77		107,115.53			(372,167.59)
TRANSITION QUARTER									
UNDISBURSED FUNDS	NO YEAR 17	8008	(62,667.59)		-38,000.00	9,811.73			14,855.86
INVESTMENTS IN PUBLIC DEBT SECURITIES			(309,500.00)		38,000.00				347,500.00
	SUBTOTAL TRANSITION QUARTER		(372,167.59)			9,811.73			362,355.86
FUND EQUITIES:									
UNOBLIGATED BALANCE			-348,815.35					13,540.51	-362,355.86
UNDELIVERED ORDERS			-3,803.00					-3,803.00	
	SUBTOTAL 17	8008	-0-	126,664.77		116,927.26		9,737.51	-0-

MIDSHIPMEN'S STORE, UNITED STATES NAVAL ACADEMY

FUND RESOURCES:									
UNDISBURSED FUNDS	NO YEAR 17	8423	314,179.44			87,528.57			(226,650.87)
	SUBTOTAL FY 1976		314,179.44			87,528.57			(226,650.87)
TRANSITION QUARTER									
UNDISBURSED FUNDS	NO YEAR 17	8423	(226,650.87)			18,088.75			208,562.12
	SUBTOTAL TRANSITION QUARTER		(226,650.87)			18,088.75			208,562.12
ACCOUNTS RECEIVABLE			182,411.50					-776,011.68	958,423.18
UNFULFILLED CUSTOMER ORDERS			846,146.16					-369,834.04	1,215,980.20
FUND EQUITIES:									
UNOBLIGATED BALANCE			-415,234.99					1,273,710.27	-1,688,945.26
ACCOUNTS PAYABLE			-900,706.47					-240,499.31	-660,207.16
UNDELIVERED ORDERS			-26,795.64					7,017.44	-33,813.08
	SUBTOTAL 17	8423	-0-			105,617.32		-105,617.32	-0-

DEPARTMENT OF THE NAVY

GENERAL GIFT FUND									
FUND RESOURCES:									
UNDISBURSED FUNDS	NO YEAR 17	8716	99,240.38	120,212.41	-5,000.00	70,635.31			(143,817.48)
INVESTMENTS IN PUBLIC DEBT SECURITIES			97,000.00		5,000.00				(102,000.00)
	SUBTOTAL FY 1976		196,240.38	120,212.41		70,635.31			(245,817.48)
TRANSITION QUARTER									
UNDISBURSED FUNDS	NO YEAR 17	8716	(143,817.48)	16,603.13		39,323.81			121,096.80
INVESTMENTS IN PUBLIC DEBT SECURITIES			(102,000.00)						102,000.00
	SUBTOTAL TRANSITION QUARTER		(245,817.48)	16,603.13		39,323.81			223,096.80
FUND EQUITIES:									
UNOBLIGATED BALANCE			-176,581.92					26,642.46	-203,224.38
UNDELIVERED ORDERS			-19,658.46					213.96	-19,872.42
	SUBTOTAL 17	8716	-0-	136,815.54		109,959.12		26,856.42	-0-

SHIPS' STORES PROFITS, NAVY

FUND RESOURCES:									
UNDISBURSED FUNDS	NO YEAR 17	8723	1,826,848.51	7,089,554.65		7,273,670.21			(1,642,732.95)
	SUBTOTAL FY 1976		1,826,848.51	7,089,554.65		7,273,670.21			(1,642,732.95)
TRANSITION QUARTER									
UNDISBURSED FUNDS	NO YEAR 17	8723	(1,642,732.95)	2,525,772.69		2,326,828.29			1,841,677.35
	SUBTOTAL TRANSITION QUARTER		(1,642,732.95)	2,525,772.69		2,326,828.29			1,841,677.35
FUND EQUITIES:									
UNOBLIGATED BALANCE			-1,826,848.51					14,828.84	-1,841,677.35
	SUBTOTAL 17	8723	-0-	9,615,327.34		9,600,498.50		14,828.84	-0-

UNITED STATES NAVAL ACADEMY

MUSEUM FUND									
FUND RESOURCES:									
UNDISBURSED FUNDS	NO YEAR 17	8730	97,796.48	889,111.72	-46,000.00	521,176.14			(419,732.06)
INVESTMENTS IN PUBLIC DEBT SECURITIES			496,000.00		46,000.00				(542,000.00)
	SUBTOTAL FY 1976		593,796.48	889,111.72		521,176.14			(961,732.06)
TRANSITION QUARTER									
UNDISBURSED FUNDS	NO YEAR 17	8730	(419,732.06)	569,223.29	138,000.00	1,083,492.79			43,462.56
INVESTMENTS IN PUBLIC DEBT SECURITIES			(542,000.00)		-138,000.00				404,000.00
	SUBTOTAL TRANSITION QUARTER		(961,732.06)	569,223.29		1,083,492.79			447,462.56
FUND EQUITIES:									
UNOBLIGATED BALANCE			-586,262.35					-142,835.64	-443,426.71
UNDELIVERED ORDERS			-7,534.13					-3,498.28	-4,035.85
	SUBTOTAL 17	8730	-0-	1,458,335.01		1,604,668.93		-146,333.92	-0-

FOOTNOTES AT END OF CHAPTER

Appropriations, Outlays, and Balances - Continued

Appropriation or Fund Account		Account symbol			Balances beginning of fiscal year 1/	Appropriations and other obligational authority 2/	Transfers, borrowings, and investments (net) 3/	Outlays (net)	Balances withdrawn and other transactions 4/	Balances end of fiscal year 5/
Title	Period of availability	Dept. Reg.	Account No. Tr. From	Sub. No.						
DEPARTMENT OF DEFENSE - MILITARY-CONTINUED										
TRUST FUND ACCOUNTS-CONTINUED										
DEPARTMENT OF THE NAVY-CONTINUED										
UNITED STATES NAVAL ACADEMY										
GENERAL GIFT FUND										
FUND RESOURCES:										
UNDISBURSED FUNDS	NO YEAR 17		8733		\$139,381.55	\$226,693.09	\$21,000.00	\$282,536.15		(\$104,538.49)
INVESTMENTS IN PUBLIC DEBT SECURITIES					204,500.00		-21,000.00			(183,500.00)
	SUBTOTAL FY 1976				343,881.55	226,693.09		282,536.15		(288,038.49)
TRANSITION QUARTER										
UNDISBURSED FUNDS	NO YEAR 17		8733		(104,538.49)	706,744.85	75,000.00	152,782.75		733,500.59
INVESTMENTS IN PUBLIC DEBT SECURITIES					(183,500.00)		-75,000.00			108,500.00
	SUBTOTAL TRANSITION QUARTER				(288,038.49)	706,744.85		152,782.75		842,000.59
FUND EQUITIES:										
UNOBLIGATED BALANCE					-339,710.44				\$488,213.07	-827,923.51
UNDELIVERED ORDERS					-4,171.11				9,905.97	-14,077.08
	SUBTOTAL 17		8733		-0-	933,437.94		435,318.90	498,119.04	-0-
TOTAL, DEPARTMENT OF THE NAVY FY 1976 . . . . .					- - - - -	8,452,236.64	- - - - -	8,342,661.91	- - - - -	- - - - -
TOTAL, DEPARTMENT OF THE NAVY T.Q. . . . .					- - - - -	3,818,343.96	- - - - -	3,630,328.12	297,590.57	- - - - -
DEPARTMENT OF THE AIR FORCE										
AIR FORCE CADET FUND										
FUND RESOURCES:										
UNDISBURSED FUNDS	NO YEAR 57		8418		1,338,591.23			-463,980.99		(1,802,572.22)
	SUBTOTAL FY 1976				1,338,591.23			-463,980.99		(1,802,572.22)
TRANSITION QUARTER										
UNDISBURSED FUNDS	NO YEAR 57		8418		(1,802,572.22)			989,812.24		812,759.98
	SUBTOTAL TRANSITION QUARTER				(1,802,572.22)			989,812.24		812,759.98
ACCOUNTS RECEIVABLE								-879,000.00		879,000.00
FUND EQUITIES:										
UNOBLIGATED BALANCE					-1,307,186.37				-972,206.71	-334,979.66
ACCOUNTS PAYABLE					-31,404.86				1,325,375.46	-1,356,780.32
	SUBTOTAL 57		8418		-0-			525,831.25	-525,831.25	-0-
SURCHARGE COLLECTIONS, SALES OF COMMISSARY STORES, AIR FORCE										
FUND RESOURCES:										
UNDISBURSED FUNDS	NO YEAR 57		8420		31,140,051.94			-7,048,799.59		(38,188,851.53)
	SUBTOTAL FY 1976				31,140,051.94			-7,048,799.59		(38,188,851.53)
TRANSITION QUARTER										
UNDISBURSED FUNDS	NO YEAR 57		8420		(38,188,851.53)			-3,807,247.61		41,996,099.14
	SUBTOTAL TRANSITION QUARTER				(38,188,851.53)			-3,807,247.61		41,996,099.14
ACCOUNTS RECEIVABLE					295,003.89				-280,021.60	575,025.49
FUND EQUITIES:										
UNOBLIGATED BALANCE					-21,771,177.49				14,478,576.56	-36,249,754.05
ACCOUNTS PAYABLE					-1,289,630.50				-298,867.42	-990,763.08
UNDELIVERED ORDERS					-8,374,247.84				-3,043,640.34	-5,330,607.50
	SUBTOTAL 57		8420		-0-			-10,856,047.20	10,856,047.20	-0-
DEPARTMENT OF THE AIR FORCE										
GENERAL GIFT FUND										
FUND RESOURCES:										
UNDISBURSED FUNDS	NO YEAR 57		8928		25,549.84	623.79		10,761.01		(15,412.62)
INVESTMENTS IN PUBLIC DEBT SECURITIES					6,500.00					(6,500.00)
	SUBTOTAL FY 1976				32,049.84	623.79		10,761.01		(21,912.62)
TRANSITION QUARTER										
UNDISBURSED FUNDS	NO YEAR 57		8928		(15,412.62)	108.75		136.20		15,385.17
INVESTMENTS IN PUBLIC DEBT SECURITIES					(6,500.00)					6,500.00
	SUBTOTAL TRANSITION QUARTER				(21,912.62)	108.75		136.20		21,885.17

FUND EQUITIES:								
UNOBLIGATED BALANCE		-31,436.73						-20,161.19
ACCOUNTS PAYABLE		-613.11						-511.36
UNDELIVERED ORDERS		-0-						10,507.88
			732.54			10,897.21		-10,164.67
	SUBTOTAL 57	8928						
TOTAL, DEPARTMENT OF THE AIR FORCE FY 1976			623.79			-7,502,019.57		
TOTAL, DEPARTMENT OF THE AIR FORCE T.Q.			108.75			-2,817,299.17	10,320,051.28	
TOTAL, TRUST FUND ACCOUNTS FY 1976			8,475,877.09			-11,012,036.57		
TOTAL, TRUST FUND ACCOUNTS T.Q.			3,848,293.59			-1,728,148.46	25,064,355.71	
DEDUCTIONS FOR OFFSETTING RECEIPTS <sup>23</sup>								
PROPRIETARY RECEIPTS FROM THE PUBLIC			-147,960,318.92			-147,960,318.92		
INTRABUDGETARY TRANSACTIONS			-6,943,829.86			-6,943,829.86		
TRANSITION QUARTER PROPRIETARY RECEIPTS FROM THE PUBLIC			7,474,235.94			7,474,235.94		
INTRABUDGETARY TRANSACTIONS			-2,671,497.48			-2,671,497.48		
TOTAL FY 1976			-154,904,148.78			-154,904,148.78		
TOTAL T.Q.			4,802,738.46			4,802,738.46		
TOTAL, DEPARTMENT OF DEFENSE - MILITARY FY 1976			95,721,611,155.54			88,036,154,977.11	-87,816,449.22	
TOTAL, DEPARTMENT OF DEFENSE - MILITARY T.Q.			23,085,649,612.26			21,926,214,861.41	8,932,707,378.50	
DEPARTMENT OF DEFENSE - CIVIL								
CEMETERIAL EXPENSES, ARMY								
GENERAL FUND ACCOUNTS								
SALARIES AND EXPENSES, CEMETERIAL EXPENSES, ARMY								
FUND RESOURCES:								
UNDISBURSED FUNDS	NO YEAR 21	1805	1,576,686.79	5,785,000.00		4,929,252.73		(2,432,434.06)
	PRIOR YEARS		1,894.50					(1,894.50)
	SUBTOTAL FY 1976		1,578,581.29	5,785,000.00		4,929,252.73		(2,434,328.56)
TRANSITION QUARTER UNDISBURSED FUNDS	NO YEAR 21	1805	(2,432,434.06)	1,022,000.00		1,499,236.31	129.29	1,955,068.46
	PRIOR YEARS		(1,894.50)			1,894.50		
	SUBTOTAL TRANSITION QUARTER		(2,434,328.56)	1,022,000.00		1,501,130.81		1,955,068.46
ACCOUNTS RECEIVABLE							129.29	
FUND EQUITIES:								
UNOBLIGATED BALANCE			-502,732.13				-1,356.40	1,356.40
ACCOUNTS PAYABLE			-689,215.16					
UNDELIVERED ORDERS			-386,634.00					
	SUBTOTAL 21	1805	-0-	6,807,000.00		6,430,383.54	376,616.46	-0-
TOTAL, CEMETERIAL EXPENSES, ARMY FY 1976				5,785,000.00		4,929,252.73		
TOTAL, CEMETERIAL EXPENSES, ARMY T.Q.				1,022,000.00		1,501,130.81	376,616.46	

FOOTNOTES AT END OF CHAPTER

Appropriations, Outlays, and Balances - Continued

Appropriation or Fund Account		Account symbol			Balances beginning of fiscal year 1/	Appropriations and other obligational authority 2/	Transfers, borrowings, and investments (net) 3/	Outlays (net)	Balances withdrawn and other transactions 4/	Balances end of fiscal year 5/
Title	Period of availability	Dept. Reg	Account No.	Sub. No.						
DEPARTMENT OF DEFENSE - CIVIL-CONTINUED										
CORPS OF ENGINEERS-CIVIL										
GENERAL FUND ACCOUNTS										
GENERAL INVESTIGATIONS, CORPS OF ENGINEERS, CIVIL										
FUND RESOURCES:										
UNDISBURSED FUNDS	NO YEAR 96		3121		\$15,720,027.12	\$66,836,000.00	-\$1,500,000.00	\$66,240,922.23	- - - - -	(\$14,815,104.89)
TRANSFER TO:										
INTERIOR, UNITED STATES FISH AND WILDLIFE SERVICE	NO YEAR 14 96		3121	16	302,869.43	- - - - -	1,500,000.00	1,515,521.18	- - - - -	(287,348.25)
					16,022,896.55	66,836,000.00	- - - - -	67,756,443.41	- - - - -	(15,102,453.14)
	SUBTOTAL FY 1976									15,015,275.51
TRANSITION QUARTER UNDISBURSED FUNDS	NO YEAR 96		3121		(14,815,104.89)	17,110,000.00	-425,000.00	16,484,829.38	- - - - -	
TRANSFER TO:										
INTERIOR, UNITED STATES FISH AND WILDLIFE SERVICE	NO YEAR 14 96		3121	16	(287,348.25)	- - - - -	425,000.00	324,858.38	- - - - -	387,489.87
					(15,102,453.14)	17,110,000.00	- - - - -	16,809,687.76	- - - - -	15,402,765.38
	SUBTOTAL TRANSITION QUARTER				43,723.67	- - - - -	- - - - -	- \$1,092.88	- - - - -	44,816.55
ACCOUNTS RECEIVABLE										
FUND EQUITIES:										
UNOBLIGATED BALANCE					-1,669,077.97	- - - - -	- - - - -	- - - - -	2,659,789.02	-4,328,866.99
ACCOUNTS PAYABLE					-4,101,204.70	- - - - -	- - - - -	- - - - -	-560,307.28	-3,540,857.48
UNDELIVERED ORDERS					-10,296,337.49	- - - - -	- - - - -	- - - - -	-2,718,520.03	-7,577,817.46
	SUBTOTAL 96		3121		-0-	83,946,000.00	- - - - -	84,566,131.17	-620,131.17	-0-
CONSTRUCTION, GENERAL, CORPS OF ENGINEERS, CIVIL										
FUND RESOURCES:										
UNDISBURSED FUNDS	NO YEAR 96		3122		356,371,244.17	1,237,151,000.00	-1,900,000.00	1,192,979,551.12	- - - - -	(398,642,693.05)
TRANSFER TO:										
INTERIOR, UNITED STATES FISH AND WILDLIFE SERVICE	NO YEAR 14 96		3122	16	294,464.61	- - - - -	1,900,000.00	1,817,581.90	- - - - -	(376,882.71)
APPALACHIAN REGIONAL COMMISSION	NO YEAR 46 96		3122	2	837,070.30	- - - - -	- - - - -	259,852.93	- - - - -	(577,217.37)
	SUBTOTAL FY 1976				357,502,779.08	1,237,151,000.00	- - - - -	1,195,056,985.95	- - - - -	(399,596,793.13)
TRANSITION QUARTER UNDISBURSED FUNDS	NO YEAR 96		3122		(398,642,693.05)	412,741,000.00	-500,000.00	326,670,638.48	- - - - -	484,213,054.57
TRANSFER TO:										
INTERIOR, UNITED STATES FISH AND WILDLIFE SERVICE	NO YEAR 14 96		3122	16	(376,882.71)	- - - - -	500,000.00	512,531.48	- - - - -	364,351.23
APPALACHIAN REGIONAL COMMISSION	NO YEAR 46 96		3122	2	(577,217.37)	- - - - -	- - - - -	6,558.80	- - - - -	570,658.57
	SUBTOTAL TRANSITION QUARTER				(399,596,793.13)	412,741,000.00	- - - - -	327,189,728.76	- - - - -	485,148,064.37
ACCOUNTS RECEIVABLE					1,777,098.07	- - - - -	- - - - -	- - - - -	-2,209,523.28	3,986,621.35
UNFILLED CUSTOMER ORDERS					19,008,990.89	- - - - -	- - - - -	- - - - -	19,008,991.71	-0.82
FUND EQUITIES:										
UNOBLIGATED BALANCE					-54,320,561.56	- - - - -	- - - - -	- - - - -	62,569,041.19	-116,889,602.75
ACCOUNTS PAYABLE					-161,068,032.00	- - - - -	- - - - -	- - - - -	19,395,426.71	-180,463,458.71
UNDELIVERED ORDERS					-162,900,274.48	- - - - -	- - - - -	- - - - -	28,881,348.96	-191,781,623.44
	SUBTOTAL 96		3122		-0-	1,649,892,000.00	- - - - -	1,522,246,714.71	127,645,285.29	-0-
OPERATION AND MAINTENANCE, GENERAL, CORPS OF ENGINEERS, CIVIL										
FUND RESOURCES:										
UNDISBURSED FUNDS	NO YEAR 96		3123		85,246,400.69	582,073,000.00	-1,322,850.00	554,360,226.80	- - - - -	(111,636,323.89)
TRANSFER TO:										
INTERIOR, UNITED STATES FISH AND WILDLIFE SERVICE	NO YEAR 14 96		3123	16	218,468.54	- - - - -	1,322,850.00	1,244,507.21	- - - - -	(296,811.33)
	SUBTOTAL FY 1976				85,464,869.23	582,073,000.00	- - - - -	555,604,734.01	- - - - -	(111,933,135.22)
TRANSITION QUARTER UNDISBURSED FUNDS	NO YEAR 96		3123		(111,636,323.89)	153,116,000.00	-352,600.00	169,454,996.85	- - - - -	94,944,727.04
TRANSFER TO:										
INTERIOR, UNITED STATES FISH AND WILDLIFE SERVICE	NO YEAR 14 96		3123	16	(296,811.33)	- - - - -	352,600.00	353,270.50	- - - - -	296,140.83
	SUBTOTAL TRANSITION QUARTER				(111,933,135.22)	153,116,000.00	- - - - -	169,808,267.35	- - - - -	95,240,867.87
ACCOUNTS RECEIVABLE					612,842.79	- - - - -	- - - - -	- - - - -	5,040.95	607,801.84
UNFILLED CUSTOMER ORDERS					1,748,709.20	- - - - -	- - - - -	- - - - -	1,748,708.38	.82
FUND EQUITIES:										
UNOBLIGATED BALANCE					-3,301,762.12	- - - - -	- - - - -	- - - - -	5,574,513.99	-8,876,276.11
ACCOUNTS PAYABLE					-38,696,104.83	- - - - -	- - - - -	- - - - -	-4,228,042.75	-34,468,062.08
UNDELIVERED ORDERS					-45,828,554.27	- - - - -	- - - - -	- - - - -	6,675,778.07	-52,504,332.34
	SUBTOTAL 96		3123		-0-	735,189,000.00	- - - - -	725,413,001.36	9,775,998.64	-0-

FLOOD CONTROL AND COASTAL EMERGENCIES, CORPS OF ENGINEERS, CIVIL FUND RESOURCES:									
UNDISBURSED FUNDS		NO YEAR 96	3125	29,893,146.32	40,000,000.00	- - - - -	53,957,042.86	- - - - -	(15,936,103.46)
	SUBTOTAL	FY 1976		29,893,146.32	40,000,000.00	- - - - -	53,957,042.86	- - - - -	(15,936,103.46)
TRANSITION QUARTER UNDISBURSED FUNDS									
		NO YEAR 96	3125	(15,936,103.46)	3,750,000.00	- - - - -	7,976,973.13	- - - - -	11,709,130.33
	SUBTOTAL	TRANSITION QUARTER		(15,936,103.46)	3,750,000.00	- - - - -	7,976,973.13	- - - - -	11,709,130.33
ACCOUNTS RECEIVABLE UNFILLED CUSTOMER ORDERS									
				20,060,351.52	- - - - -	- - - - -	11,249,552.50	- - - - -	8,810,799.02
				14,892,553.26	- - - - -	- - - - -	2,668,564.90	- - - - -	12,223,988.36
FUND EQUITIES:									
UNOBLIGATED BALANCE				-44,314,188.17	- - - - -	- - - - -	-20,744,821.70	- - - - -	-23,569,366.47
ACCOUNTS PAYABLE				-4,149,242.93	- - - - -	- - - - -	-1,671,566.82	- - - - -	-2,477,676.11
UNDELIVERED ORDERS				-16,382,620.00	- - - - -	- - - - -	-9,685,744.87	- - - - -	-6,696,875.13
	SUBTOTAL	96	3125	-0-	43,750,000.00	- - - - -	61,934,015.99	- - - - -	-18,184,015.99
GENERAL EXPENSES, CORPS OF ENGINEERS, CIVIL FUND RESOURCES:									
UNDISBURSED FUNDS		1976 96	3124	- - - - -	43,700,000.00	- - - - -	41,750,935.36	- - - - -	(1,949,064.64)
		1975		1,173,238.43	- - - - -	- - - - -	930,270.76	- - - - -	(242,967.67)
		1974		129,376.58	- - - - -	- - - - -	29,850.47	- - - - -	(99,526.11)
		PRIOR YEARS		149,475.75	- - - - -	- - - - -	18,674.23	- - - - -	(130,801.52)
	SUBTOTAL	FY 1976		1,452,090.76	43,700,000.00	- - - - -	42,729,730.82	- - - - -	(2,422,359.94)
TRANSITION QUARTER UNDISBURSED FUNDS									
		1976 96	3124	(1,949,064.64)	11,050,000.00	- - - - -	10,779,716.84	61,530.05	2,157,817.75
		1975		(242,967.67)	- - - - -	- - - - -	76,535.83	54,960.39	111,471.45
		1974		(99,526.11)	- - - - -	- - - - -	10,644.50	5,505.40	- - - - -
		PRIOR YEARS		(130,801.52)	- - - - -	-83,376.21	7,832.64	73,098.06	133,247.03
	SUBTOTAL	TRANSITION QUARTER		(2,422,359.94)	11,050,000.00	- - - - -	10,874,729.81	195,093.90	2,402,536.23
ACCOUNTS RECEIVABLE UNDELIVERED ORDERS									
				71,521.72	- - - - -	- - - - -	54,565.07	- - - - -	16,956.65
FUND EQUITIES:									
ACCOUNTS PAYABLE				-135,589.66	- - - - -	- - - - -	- - - - -	857,804.36	-993,394.02
UNDELIVERED ORDERS				-1,388,022.82	- - - - -	- - - - -	- - - - -	38,076.04	-1,426,058.86
	SUBTOTAL	96	3124	-0-	54,750,000.00	- - - - -	53,604,460.63	1,145,539.37	-0-
FLOOD CONTROL, MISSISSIPPI RIVER AND TRIBUTARIES, CORPS OF ENGINEERS, CIVIL FUND RESOURCES:									
UNDISBURSED FUNDS		NO YEAR 96	3112	89,832,025.09	205,147,000.00	- - - - -	200,964,021.87	- - - - -	(94,015,003.22)
	SUBTOTAL	FY 1976		89,832,025.09	205,147,000.00	- - - - -	200,964,021.87	- - - - -	(94,015,003.22)
TRANSITION QUARTER UNDISBURSED FUNDS									
		NO YEAR 96	3112	(94,015,003.22)	60,300,000.00	- - - - -	72,050,838.85	- - - - -	82,264,164.37
	SUBTOTAL	TRANSITION QUARTER		(94,015,003.22)	60,300,000.00	- - - - -	72,050,838.85	- - - - -	82,264,164.37
ACCOUNTS RECEIVABLE UNDELIVERED ORDERS									
				351.25	- - - - -	- - - - -	- - - - -	-76.75	428.00
FUND EQUITIES:									
UNOBLIGATED BALANCE				-4,425,387.10	- - - - -	- - - - -	- - - - -	15,987,898.82	-20,413,285.92
ACCOUNTS PAYABLE				-13,015,296.11	- - - - -	- - - - -	- - - - -	13,450,842.52	-26,466,138.63
UNDELIVERED ORDERS				-72,391,693.13	- - - - -	- - - - -	- - - - -	-37,006,525.31	-35,385,167.82
	SUBTOTAL	96	3112	-0-	265,447,000.00	- - - - -	273,014,860.72	-7,567,860.72	-0-
SPECIAL FUND ACCOUNTS									
SPECIAL RECREATION USE FEES, CORPS OF ENGINEERS, CIVIL FUND RESOURCES:									
UNDISBURSED FUNDS		NO YEAR 96	5007	169,078.93	1,200,000.00	- - - - -	1,110,869.89	- - - - -	(258,209.04)
	SUBTOTAL	FY 1976		169,078.93	1,200,000.00	- - - - -	1,110,869.89	- - - - -	(258,209.04)
TRANSITION QUARTER UNDISBURSED FUNDS									
		NO YEAR 96	5007	(258,209.04)	- - - - -	- - - - -	157,721.44	- - - - -	100,487.60
	SUBTOTAL	TRANSITION QUARTER		(258,209.04)	- - - - -	- - - - -	157,721.44	- - - - -	100,487.60
FUND EQUITIES:									
UNOBLIGATED BALANCE				-42,211.78	- - - - -	- - - - -	- - - - -	16,543.44	-58,755.22
ACCOUNTS PAYABLE				-25,338.79	- - - - -	- - - - -	- - - - -	-9,923.29	-15,415.50
UNDELIVERED ORDERS				-101,528.36	- - - - -	- - - - -	- - - - -	-75,211.48	-26,316.88
	SUBTOTAL	96	5007	-0-	1,200,000.00	- - - - -	1,268,591.33	-68,591.33	-0-
HYDRAULIC MINING IN CALIFORNIA, DEBRIS FUND FUND RESOURCES:									
UNDISBURSED FUNDS		NO YEAR 96	5066	- - - - -	48,000.00	- - - - -	48,000.00	- - - - -	- - - - -
MAINTENANCE AND OPERATION OF DAMS AND OTHER IMPROVEMENTS OF NAVIGABLE WATERS FUND RESOURCES:									
UNDISBURSED FUNDS		NO YEAR 96	5125	407,932.08	2,752,395.78	- - - - -	407,932.08	- - - - -	(2,752,395.78)
	SUBTOTAL	FY 1976		407,932.08	2,752,395.78	- - - - -	407,932.08	- - - - -	(2,752,395.78)
TRANSITION QUARTER UNDISBURSED FUNDS									
		NO YEAR 96	5125	(2,752,395.78)	- - - - -	- - - - -	- - - - -	- - - - -	2,752,395.78
	SUBTOTAL	TRANSITION QUARTER		(2,752,395.78)	- - - - -	- - - - -	- - - - -	- - - - -	2,752,395.78
FUND EQUITIES:									
UNOBLIGATED BALANCE				-407,932.08	- - - - -	- - - - -	- - - - -	2,344,463.70	-2,752,395.78
	SUBTOTAL	96	5125	-0-	2,752,395.78	- - - - -	407,932.08	2,344,463.70	-0-

FOOTNOTES AT END OF CHAPTER



Appropriations, Outlays, and Balances - Continued

Appropriation or Fund Account		Account symbol			Balances beginning of fiscal year <u>1/</u>	Appropriations and other obligational authority <u>2/</u>	Transfers, borrowings, and investments (net) <u>3/</u>	Outlays (net)	Balances withdrawn and other transactions <u>4/</u>	Balances end of fiscal year <u>5/</u>
Title	Period of availability	Dept. Reg.	Account No. Tr. from	Sub No.						
DEPARTMENT OF DEFENSE - CIVIL-CONTINUED										
CORPS OF ENGINEERS-CIVIL-CONTINUED										
SPECIAL FUND ACCOUNTS-CONTINUED										
PAYMENTS TO STATES, FLOOD CONTROL										
ACT OF 1954										
FUND RESOURCES:										
UNDISBURSED FUNDS	NO YEAR 96		5090		\$3,971,434.75	\$4,297,097.92	- - - - -	\$3,971,434.75	- - - - -	( \$4,297,097.92)
	Subtotal FY 1976				3,971,434.75	4,297,097.92	- - - - -	3,971,434.75	- - - - -	( 4,297,097.92)
TRANSITION QUARTER										
UNDISBURSED FUNDS	NO YEAR 96		5090		( 4,297,097.92)	- - - - -	- - - - -	4,297,097.92	- - - - -	- - - - -
	Subtotal Transition Quarter				( 4,297,097.92)	- - - - -	- - - - -	4,297,097.92	- - - - -	- - - - -
FUND EQUITIES:										
UNOBLIGATED BALANCE					-3,971,434.75	- - - - -	- - - - -	- - - - -	- \$3,971,434.75	- - - - -
	Subtotal 96		5090		-0-	4,297,097.92	- - - - -	8,268,532.67	-3,971,434.75	-0-
INTRAGOVERNMENTAL FUNDS										
REVOLVING FUND, CORPS OF ENGINEERS										
CIVIL										
FUND RESOURCES:										
UNDISBURSED FUNDS	NO YEAR 96		4902		59,562,897.52	700,000.00	- - - - -	5,019,502.59	- - - - -	( 55,243,394.93)
	Subtotal FY 1976				59,562,897.52	700,000.00	- - - - -	5,019,502.59	- - - - -	( 55,243,394.93)
TRANSITION QUARTER										
UNDISBURSED FUNDS	NO YEAR 96		4902		( 55,243,394.93)	950,000.00	- - - - -	-22,559,360.40	- - - - -	78,752,755.33
	Subtotal Transition Quarter				( 55,243,394.93)	950,000.00	- - - - -	-22,559,360.40	- - - - -	78,752,755.33
ACCOUNTS RECEIVABLE										
UNFILLED CUSTOMER ORDERS					43,714,789.17	- - - - -	- - - - -	- - - - -	345,128.27	43,369,660.90
					56,968,185.37	- - - - -	- - - - -	- - - - -	-7,973,192.11	64,941,377.48
FUND EQUITIES:										
UNOBLIGATED BALANCE					-9,042,722.13	- - - - -	- - - - -	- - - - -	-4,929,491.41	-4,113,230.72
ACCOUNTS PAYABLE					-110,746,670.89	- - - - -	- - - - -	- - - - -	29,012,562.35	-139,759,233.24
UNDELIVERED ORDERS					-40,456,479.04	- - - - -	- - - - -	- - - - -	2,734,850.71	-43,191,329.75
	Subtotal 96		4902		-0-	1,650,000.00	- - - - -	-17,539,857.81	19,189,857.81	-0-
CONSOLIDATED WORKING FUND, ARMY										
ENGINEERS, CIVIL										
FUND RESOURCES:										
UNDISBURSED FUNDS	NO YEAR 96		3930		111,205.75	- - - - -	- - - - -	-11,472,510.91	- - - - -	( 11,583,716.66)
	Subtotal FY 1976				111,205.75	- - - - -	- - - - -	-11,472,510.91	- - - - -	( 11,583,716.66)
TRANSITION QUARTER										
UNDISBURSED FUNDS	NO YEAR 96		3930		( 11,583,716.66)	- - - - -	- - - - -	-2,464,262.49	- - - - -	14,047,979.15
	Subtotal Transition Quarter				( 11,583,716.66)	- - - - -	- - - - -	-2,464,262.49	- - - - -	14,047,979.15
FUND EQUITIES:										
UNOBLIGATED BALANCE					-96,942.83	- - - - -	- - - - -	- - - - -	13,917,017.37	-14,013,960.20
ACCOUNTS PAYABLE					- - - - -	- - - - -	- - - - -	- - - - -	3,648.43	-3,648.43
UNDELIVERED ORDERS					-14,262.92	- - - - -	- - - - -	- - - - -	16,107.60	-30,370.52
	Subtotal 96		3930		-0-	- - - - -	- - - - -	-13,936,773.40	13,936,773.40	-0-
TRUST FUND ACCOUNTS										
RIVERS AND HARBORS CONTRIBUTED FUNDS										
FUND RESOURCES:										
UNDISBURSED FUNDS	NO YEAR 96		8862		34,933,398.31	37,268,225.37	- - - - -	40,290,299.86	- - - - -	( 31,911,323.82)
	Subtotal FY 1976				34,933,398.31	37,268,225.37	- - - - -	40,290,299.86	- - - - -	( 31,911,323.82)
TRANSITION QUARTER										
UNDISBURSED FUNDS	NO YEAR 96		8862		( 31,911,323.82)	11,805,706.00	- - - - -	12,758,077.37	- - - - -	30,958,952.45
	Subtotal Transition Quarter				( 31,911,323.82)	11,805,706.00	- - - - -	12,758,077.37	- - - - -	30,958,952.45
ACCOUNTS RECEIVABLE										
UNOBLIGATED BALANCE					-21,784,229.05	- - - - -	- - - - -	- - - - -	-6,454,338.36	-15,329,890.69
ACCOUNTS PAYABLE					-3,362,882.13	- - - - -	- - - - -	- - - - -	1,537,240.96	-4,900,123.09
UNDELIVERED ORDERS					-9,786,287.13	- - - - -	- - - - -	- - - - -	943,394.80	-10,729,681.93
	Subtotal 96		8862		-0-	49,073,931.37	- - - - -	53,048,377.23	-3,974,445.86	-0-
RIVERS AND HARBORS ADVANCE FUND										
FUND RESOURCES:										
UNDISBURSED FUNDS	NO YEAR 96		8869		352,562.45	- - - - -	- - - - -	352,541.96	- - - - -	( 20.49)
	Subtotal FY 1976				352,562.45	- - - - -	- - - - -	352,541.96	- - - - -	( 20.49)
TRANSITION QUARTER										
UNDISBURSED FUNDS	NO YEAR 96		8869		( 20.49)	- - - - -	- - - - -	- - - - -	- - - - -	20.49
	Subtotal Transition Quarter				( 20.49)	- - - - -	- - - - -	- - - - -	- - - - -	20.49
FUND EQUITIES:										
UNOBLIGATED BALANCE					-352,562.45	- - - - -	- - - - -	- - - - -	-352,541.96	-20.49
	Subtotal 96		8869		-0-	- - - - -	- - - - -	352,541.96	-352,541.96	-0-

DEDUCTIONS FOR OFFSETTING RECEIPTS<sup>23</sup>

PROPRIETARY RECEIPTS FROM THE PUBLIC				-52,704,870.55				-52,704,870.55		
TRANSITION QUARTER PROPRIETARY RECEIPTS FROM THE PUBLIC				-17,419,797.22				-17,419,797.22		
TOTAL, CORPS OF ENGINEERS-CIVIL FY 1976 . . . . .				2,168,467,848.52				2,103,092,158.59		
TOTAL, CORPS OF ENGINEERS-CIVIL T.Q. . . . .				653,402,908.78				579,479,702.28	139,298,896.43	
RYUKYU ISLANDS, ARMY GENERAL FUND ACCOUNTS										
RYUKYU ISLANDS, ARMY, ADMINISTRATION FUND RESOURCES:										
UNDISBURSED FUNDS										
		PRIOR YEARS 21	2700	4,593.28						(4,593.28)
		SUBTOTAL FY 1976		4,593.28						(4,593.28)
TRANSITION QUARTER UNDISBURSED FUNDS										
		PRIOR YEARS 21	2700	(4,593.28)				5,536.64	-943.36	
		SUBTOTAL TRANSITION QUARTER		(4,593.28)				5,536.64	-943.36	
FUND EQUITIES: ACCOUNTS PAYABLE										
		SUBTOTAL 21	2700	-4,593.28					-4,593.28	
				-0-				5,536.64	-5,536.64	-0-
TOTAL, RYUKYU ISLANDS, ARMY FY 1976 . . . . .										
TOTAL, RYUKYU ISLANDS, ARMY T.Q. . . . .								5,536.64	-5,536.64	
SOLDIERS' AND AIRMEN'S HOME TRUST FUND ACCOUNTS										
OPERATION AND MAINTENANCE, UNITED STATES SOLDIERS' AND AIRMEN'S HOME FUND RESOURCES:										
UNDISBURSED FUNDS										
		1976 84	8931		15,665,000.00			13,609,644.08		(2,055,355.92)
		1975		999,154.80				980,883.56		(18,271.24)
		1974		18,596.05				10,234.39		(8,361.66)
		SUBTOTAL FY 1976		1,017,750.85	15,665,000.00			14,600,762.03		(2,081,988.82)
TRANSITION QUARTER UNDISBURSED FUNDS										
		1976 84	8931	(2,055,355.92)	3,905,000.00			3,494,568.36	1,216,466.84	1,249,320.72
		1975		(18,271.24)				6,750.05	11,324.19	197.00
		1974		(8,361.66)				147.78	8,213.88	
		SUBTOTAL TRANSITION QUARTER		(2,081,988.82)	3,905,000.00			3,501,466.19	1,236,004.91	1,249,517.72
FUND EQUITIES: ACCOUNTS PAYABLE										
UNDELIVERED ORDERS										
		SUBTOTAL 84	8931	-691,067.16					188,906.24	-879,973.40
				-326,683.69					42,860.63	-369,544.32
				-0-	19,570,000.00			18,102,228.22	1,467,771.78	-0-
CAPITAL OUTLAY, UNITED STATES SOLDIERS' AND AIRMEN'S HOME FUND RESOURCES:										
UNDISBURSED FUNDS										
		NO YEAR 84	8932	100,436.90				95,819.90		(4,617.00)
		SUBTOTAL FY 1976		100,436.90				95,819.90		(4,617.00)
TRANSITION QUARTER UNDISBURSED FUNDS										
		NO YEAR 84	8932	(4,617.00)					4,617.00	
		SUBTOTAL TRANSITION QUARTER		(4,617.00)					4,617.00	
FUND EQUITIES: ACCOUNTS PAYABLE										
UNDELIVERED ORDERS										
		SUBTOTAL 84	8932	-128.40					-128.40	
				-100,308.50					-100,308.50	
				-0-				95,819.90	-95,819.90	-0-
PAYMENT OF CLAIMS, UNITED STATES SOLDIERS' AND AIRMEN'S HOME FUND RESOURCES:										
UNDISBURSED FUNDS										
		NO YEAR 84	8930		222.91			222.91		

FOOTNOTES AT END OF CHAPTER

Appropriations, Outlays, and Balances - Continued

Appropriation or Fund Account		Account symbol				Balances beginning of fiscal year 1/	Appropriations and other obligatory authority 2/	Transfers, borrowings, and investments (net) 2/	Outlays (net)	Balances withdrawn and other transactions 4/	Balances end of fiscal year 5/
Title	Period of availability	Dept. Reg.	Tr. From	Account No.	Sub. No.						
DEPARTMENT OF DEFENSE - CIVIL-CONTINUED											
SOLDIERS' AND AIRMEN'S HOME-CONTINUED											
TRUST FUND ACCOUNTS-CONTINUED											
SOLDIERS' AND AIRMEN'S HOME											
REVOLVING FUND											
FUND RESOURCES:											
UNDISBURSED FUNDS											
	NO YEAR 84			8463		\$48,140.00	-	-	-	(\$69,499.10)	
	FY 1976					48,140.00	-	-	-	(69,499.10)	
	SUBTOTAL										
TRANSITION QUARTER											
UNDISBURSED FUNDS	NO YEAR 84			8463		(69,499.10)	-	-	-	77,605.31	
	TRANSITION QUARTER					(69,499.10)	-	-	-	77,605.31	
	SUBTOTAL					735.23	-	-	-	1,040.79	
ACCOUNTS RECEIVABLE											
FUND EQUITIES:											
UNOBLIGATED BALANCE						-24,990.02	-	-	22,791.32	-47,781.34	
ACCOUNTS PAYABLE						-11,698.75	-	-	-326.77	-11,371.98	
UNDELIVERED ORDERS						-12,186.46	-	-	7,306.32	-19,492.78	
	SUBTOTAL 84			8463		-0-	-	-	29,465.31	-0-	
TOTAL, SOLDIERS' AND AIRMEN'S HOME FY 1976 . . . . .						-	15,665,222.91	-	14,675,445.74	-	
TOTAL, SOLDIERS' AND AIRMEN'S HOME T.Q. . . . .						-	3,905,000.00	-	3,493,359.98	1,401,417.19	
THE PANAMA CANAL											
CANAL ZONE GOVERNMENT											
GENERAL FUND ACCOUNTS											
OPERATING EXPENSES, CANAL ZONE GOVERNMENT											
FUND RESOURCES:											
UNDISBURSED FUNDS											
	1976 38			0116		-	60,150,000.00	-	53,707,554.40	(6,442,445.60)	
	1975					1,682,646.12	-	-	1,598,526.14	(84,119.98)	
	1974					75,589.28	-	-	55,337.08	(20,252.20)	
	PRIOR YEARS					4,487.56	-	-	3,119.12	(1,368.44)	
	SUBTOTAL FY 1976					1,762,722.96	60,150,000.00	-	55,364,536.74	(6,548,186.22)	
TRANSITION QUARTER											
UNDISBURSED FUNDS	1976 38			0116		(6,442,445.60)	16,200,000.00	-	14,058,091.05	3,787,069.39	
	1975					(84,119.98)	-	60,666.76	-9,216.89	32,670.11	
	1974					(20,252.20)	-	-1,514.00	18,362.99	-	
	PRIOR YEARS					(1,368.44)	-	1,934.19	-1,007.57	1,955.82	
	SUBTOTAL TRANSITION QUARTER					(6,548,186.22)	16,200,000.00	-	14,121,067.21	3,821,635.32	
ACCOUNTS RECEIVABLE						8,580.00	-	-	8,580.00	-	
UNFILLED CUSTOMER ORDERS						-	-	-	-13,344.49	13,344.49	
FUND EQUITIES:											
ACCOUNTS PAYABLE						-1,216,483.09	-	-	2,315,441.95	-3,531,925.04	
UNDELIVERED ORDERS						-554,819.87	-	-	-251,765.10	-303,054.77	
	SUBTOTAL 38			0116		-0-	76,350,000.00	-	69,485,603.95	-0-	
CAPITAL OUTLAY, CANAL ZONE GOVERNMENT											
FUND RESOURCES:											
UNDISBURSED FUNDS											
	NO YEAR 38			0118		7,910,996.79	2,240,000.00	-	4,939,176.84	(5,211,819.95)	
	FY 1976					7,910,996.79	2,240,000.00	-	4,939,176.84	(5,211,819.95)	
TRANSITION QUARTER											
UNDISBURSED FUNDS	NO YEAR 38			0118		(5,211,819.95)	560,000.00	-	1,479,028.93	4,292,791.02	
	TRANSITION QUARTER					(5,211,819.95)	560,000.00	-	1,479,028.93	4,292,791.02	
FUND EQUITIES:											
UNOBLIGATED BALANCE						-3,230,657.24	-	-	-1,985,858.06	-1,244,799.18	
ACCOUNTS PAYABLE						-	-	-	120,064.20	-120,064.20	
UNDELIVERED ORDERS						-4,680,339.55	-	-	-1,752,411.91	-2,927,927.64	
	SUBTOTAL 38			0118		-0-	2,800,000.00	-	6,418,205.77	-0-	
TOTAL, CANAL ZONE GOVERNMENT FY 1976 . . . . .						-	62,390,000.00	-	60,303,713.58	-	
TOTAL, CANAL ZONE GOVERNMENT T.Q. . . . .						-	16,760,000.00	-	15,600,096.14	3,246,190.28	

PANAMA CANAL COMPANY  
PUBLIC ENTERPRISE FUNDS

PANAMA CANAL COMPANY FUND										
FUND RESOURCES:										
UNDISBURSED FUNDS	NO YEAR 38	4060	42,136,937.87	-	-	-	-	-2,551,825.31	-	(44,688,763.18)
AUTHORITY TO BORROW FROM THE TREASURY			40,000,000.00	-	-	-	-	-	-	(40,000,000.00)
	SUBTOTAL FY 1976		82,136,937.87	-	-	-	-	-2,551,825.31	-	(84,688,763.18)
TRANSITION QUARTER										
UNDISBURSED FUNDS										
AUTHORITY TO BORROW FROM THE TREASURY	NO YEAR 38	4060	(44,688,763.18)	-	-	-	-	-1,467,995.06	-	46,156,758.24
			(40,000,000.00)	-	-	-	-	-	-	40,000,000.00
	SUBTOTAL TRANSITION QUARTER		(84,688,763.18)	-	-	-	-	-1,467,995.06	-	86,156,758.24
ACCOUNTS RECEIVABLE			9,215,906.75	-	-	-	-	-	-1,008,955.38	10,224,862.13
FUND EQUITIES:										
UNOBLIGATED BALANCE			-31,297,175.67	-	-	-	-	-	-1,891,263.88	<sup>24</sup> -29,405,911.79
ACCOUNTS PAYABLE			-39,671,926.96	-	-	-	-	-	2,972,689.66	-42,644,616.62
UNDELIVERED ORDERS			-20,383,741.99	-	-	-	-	-	3,947,349.97	-24,331,091.96
	SUBTOTAL 38	4060	-0-	-	-	-	-	-4,019,820.37	4,019,820.37	-0-
TOTAL, PANAMA CANAL COMPANY FY 1976										
TOTAL, PANAMA CANAL COMPANY T.Q.										
TOTAL, THE PANAMA CANAL FY 1976										
TOTAL, THE PANAMA CANAL T.Q.										
MISCELLANEOUS ACCOUNTS										
SPECIAL FUND ACCOUNTS										
WILDLIFE CONSERVATION, ETC., MILITARY RESERVATIONS, ARMY										
FUND RESOURCES:										
UNDISBURSED FUNDS	NO YEAR 21	5095	411,767.98	543,197.51	-	-	-	551,597.70	-	(403,367.79)
	SUBTOTAL FY 1976		411,767.98	543,197.51	-	-	-	551,597.70	-	(403,367.79)
TRANSITION QUARTER										
UNDISBURSED FUNDS										
	NO YEAR 21	5095	(403,367.79)	152,770.15	-	-	-	91,101.69	-	465,036.25
	SUBTOTAL TRANSITION QUARTER		(403,367.79)	152,770.15	-	-	-	91,101.69	-	465,036.25
FUND EQUITIES:										
UNOBLIGATED BALANCE			-343,801.12	-	-	-	-	-	72,646.35	-416,447.47
ACCOUNTS PAYABLE			-28,765.38	-	-	-	-	-	-2,553.57	-26,211.81
UNDELIVERED ORDERS			-39,201.48	-	-	-	-	-	-16,824.51	-22,376.97
	SUBTOTAL 21	5095	-0-	695,967.66	-	-	-	642,699.39	53,268.27	-0-
WILDLIFE CONSERVATION, ETC., MILITARY RESERVATIONS, AIR FORCE										
FUND RESOURCES:										
UNDISBURSED FUNDS	NO YEAR 57	5095	48,740.46	120,345.35	-	-	-	131,542.22	-	(37,543.59)
	SUBTOTAL FY 1976		48,740.46	120,345.35	-	-	-	131,542.22	-	(37,543.59)
TRANSITION QUARTER										
UNDISBURSED FUNDS										
	NO YEAR 57	5095	(37,543.59)	13,913.10	-	-	-	28,064.49	-	23,392.20
	SUBTOTAL TRANSITION QUARTER		(37,543.59)	13,913.10	-	-	-	28,064.49	-	23,392.20

FOOTNOTES AT END OF CHAPTER

Appropriations, Outlays, and Balances - Continued

Appropriation or Fund Account		Account symbol			Balances beginning of fiscal year <sup>1/</sup>	Appropriations and other obligatory authority <sup>2/</sup>	Transfers, borrowings, and investments (net) <sup>3/</sup>	Outlays (net)	Balances withdrawn and other transactions <sup>4/</sup>	Balances end of fiscal year <sup>5/</sup>	
Title	Period of availability	Dept. Reg.	Account No. Tr. From	Sub. No.							
DEPARTMENT OF DEFENSE - CIVIL-CONTINUED											
MISCELLANEOUS ACCOUNTS-CONTINUED											
SPECIAL FUND ACCOUNTS-CONTINUED											
WILDLIFE CONSERVATION, ETC., MILITARY RESERVATIONS, AIR FORCE-CONTINUED											
FUND EQUITIES:											
					-127,212.40	- - - - -	- - - - -	- - - - -		-18,260.32	-18,952.08
					-11,498.60	- - - - -	- - - - -	- - - - -		-1,460.96	-10,037.64
					-10,029.46	- - - - -	- - - - -	- - - - -		-5,626.98	-4,402.48
					-0-					-25,348.26	-0-
						\$134,258.45		\$159,606.71			
SUBTOTAL 57 5095											
WILDLIFE CONSERVATION, ETC., MILITARY RESERVATIONS, NAVY											
FUND RESOURCES:											
					74,657.58	64,021.09	- - - - -	57,834.64	- - - - -		(80,844.03)
					74,657.58	64,021.09	- - - - -	57,834.64	- - - - -		(80,844.03)
							- - - - -				
							- - - - -				
					(80,844.03)	18,813.00	- - - - -	14,300.98	- - - - -		85,356.05
					(80,844.03)	18,813.00	- - - - -	14,300.98	- - - - -		85,356.05
							- - - - -				
							- - - - -				
							- - - - -				
					-61,788.77	- - - - -	- - - - -	- - - - -		17,154.86	-78,943.63
					-12,868.81	- - - - -	- - - - -	- - - - -		-6,456.39	-6,412.42
					-0-	82,834.09	- - - - -	72,135.62		10,698.47	-0-
SUBTOTAL 17 5095											
TOTAL, MISCELLANEOUS ACCOUNTS FY 1976 . . . . .											
						727,563.95	- - - - -	740,974.56	- - - - -		
TOTAL, MISCELLANEOUS ACCOUNTS T.Q. . . . .											
						185,436.25	- - - - -	133,467.16		38,618.48	

DEDUCTIONS FOR OFFSETTING RECEIPTS<sup>23</sup>

PROPRIETARY RECEIPTS FROM THE PUBLIC	-----	-37,606,180.83	-----	-37,606,180.83	-----	-----
INTRABUDGETARY TRANSACTIONS	-----	-19,331,342.79	-----	-19,331,342.79	-----	-----
TRANSITION QUARTER						
PROPRIETARY RECEIPTS FROM THE PUBLIC	-----	-9,803,434.95	-----	-9,803,434.95	-----	-----
INTRABUDGETARY TRANSACTIONS	-----	-6,396,604.97	-----	-6,396,604.97	-----	-----
TOTAL FY 1976. . . . .	-----	-56,937,523.62	-----	-56,937,523.62	-----	-----
TOTAL T.Q. . . . .	-----	-16,200,039.92	-----	-16,200,039.92	-----	-----
TOTAL, DEPARTMENT OF DEFENSE - CIVIL FY 1976. . . . .	-----	2,196,098,111.76	-----	2,124,252,196.27	-----	-----
TOTAL, DEPARTMENT OF DEFENSE - CIVIL T.Q. . . . .	-----	659,075,365.11	-----	582,545,258.03	148,376,022.57	-----
TOTAL, DEPARTMENT OF DEFENSE FY 1976. . . . .	-----	97,917,709,267.30	-----	90,160,407,173.38	-87,816,449.22	-----
TOTAL, DEPARTMENT OF DEFENSE T.Q. . . . .	-----	23,744,724,977.37	-----	22,508,760,119.44	9,081,083,401.07	-----

FOOTNOTES AT END OF CHAPTER

## Appropriations, Outlays, and Balances

- 1 Amounts in parentheses represent non-add balances at the end of fiscal year 1976 and at the beginning of the transition quarter. Obligation data is shown at the beginning of fiscal year 1976 and at the end of the transition quarter only.
- 2 The amounts in this column, unless otherwise footnoted, represent appropriations, increases in borrowing authority or new contract authority. Appropriation accounts with appropriation transfer activity are presented in Table 1 (Appropriations and appropriation transfers) at the end of the chapter. For further detail on appropriations, increases in borrowing authority and new contract authority; see Tables 1, 3 and 7 respectively in Part Four - Information Tables.
- 3 For detail of transfer activity by account see Table 2 (Transfers - Other than Appropriation Transfers) at end of chapter. Amounts not appearing in Table 2, unless otherwise footnoted, represent transfers of obligated balances from lapsed appropriations to merged prior-year accounts pursuant to 31 U.S.C. 701, borrowings (net) or investments (net).
- 4 The amounts in this column, unless otherwise footnoted, represent unobligated balances withdrawn or restored pursuant to 31 U.S.C. 701 and changes in unfilled customer orders, accounts receivable, accounts payable, undelivered orders and unobligated balances.
- 5 Unobligated balance represents no-year or unexpired multiple-year account unless otherwise footnoted. Unfilled customer orders for the following accounts include reimbursements anticipated on customer's orders for the Military Assistance Payments Program (MAP) in the following amounts:

Account	Amount
2162020	\$9,337,188.86
2152020	47,210.70
21M2020	9,986.67
21M2030	812,762.48
216/82031	8,220,575.08
215/72031	4,189,986.31
214/62031	711,268.92
213/52031	323,925.54
212/42031	218.99
216/82032	12,526,467.00
215/72032	80,104.36
214/62032	2,345,702.01
213/52032	299,477.08
21M2032	168,369.67
216/82033	23,293,927.32
215/72033	11,131,728.42
214/62033	1,030,577.47
213/52033	2,323,869.00
21M2033	38,176.00
216/82034	9,328,348.49
215/72034	4,368,928.75
214/62034	1,040,740.27
213/52034	124,474.41
21M2034	56,368.60
216/82035	15,081,122.80
215/72035	13,808,088.63
214/62035	13,441,687.73
213/52035	1,983,587.34
212/42035	715,556.65
21X2050	12,100.00
21X4991	23,243,944.36

**Total, Army** 160,096,469.91

Navy:	
174/61109	85,924.83
173/51109	46,500.96
17X1205	1,175,471.64
17M1505	3,334,086.92
175/71506	217,076.82
174/61506	5,420.52
176/81507	544.66
175/71507	65,363.70
174/61507	147,694.00
176/01611	9,492,626.40
175/91611	2,158,101.86
174/81611	11,902.06
173/71611	1,472,556.38
172/61611	1,877,696.79
171/51611	54,603.65
176/81810	2,153,981.41
175/71810	2,461,037.40
174/61810	810,706.79
173/51810	380,753.28
17M1810	7,540,814.58
17X4912	25,656,867.82

**Total, Navy** 59,149,732.47

Air Force:	
576/83010	76,109,485.67
575/73010	42,043,271.00
574/63010	173,778.02
573/53010	6,525,364.00
57M3010	591,205.61
576/83020	3,383,614.00
575/73020	22,583.00
574/63020	2,250.00
573/53020	230.00
576/83080	8,840,699.59
575/73080	4,084,331.25
574/63080	1,065,002.00
573/53080	990,250.39
57M3080	1,751,922.97
57X4921	12,932,757.67
57X4922	2,643,011.46

**Total, Air Force** 161,159,756.63

Army	160,096,469.91
Navy	59,149,732.47
Air Force	161,159,756.63

**Grand Total** 380,405,959.01

- 6 Unobligated - unavailable.
- 7 Represents appropriations to liquidate.
- 8 For further detail see Table 7 - Part Four - Information Tables.
- 9 Account 21M2020 was not certified to Treasury in accordance with Treasury certification requirements which require a statement that "I hereby certify that the amounts shown in this report are correct. All known transactions meeting the criteria of 31 U.S.C. 200(A) have been obligated and are so reported." Includes \$116,808,930.59 resulting from unclassified outlays charged to this account which will be reclassified during fiscal year 1977.

- 10 Transfer of obligated balance to merged prior-year account from lapsed appropriation pursuant to 31 U.S.C. 701.

Account	Amount
57M3400	\$29,597,550.61

- 11 Subject to disposition by the administrative agency.
- 12 These accounts were not certified to Treasury in accordance with Treasury certification requirements which require a statement that "I hereby certify that the amounts shown in this report are correct. All known transactions meeting the criteria of 31 U.S.C. 200(A) have been obligated and are so reported." The following explanation was furnished by the Department of the Army. Financial records were lost during the consolidation of the Army Electronics Command (ECOM) finance and accounts office. The consolidation was announced more than a year prior to the scheduled move; there were serious personnel losses and subsequent personnel turbulence; numerous movements of financial records and files; and a three-month physical separation of personnel from files and records due to a major fire which occurred at the ECOM office building on 29 November 1973.
- 13 Includes \$9,857,810.42 that is unobligated - unavailable.
- 14 Includes \$38,119,100.57 that is unobligated - unavailable.
- 15 Includes \$5,877,328.38 which is subject to disposition by the administrative agency and \$817,525.07 that is unobligated - unavailable.
- 16 Includes \$34,831.11 that is unobligated - unavailable.
- 17 Includes \$171,657.68 that is unobligated - unavailable.
- 18 Includes redemption of Government agency securities.
- | Account    | Amount           |
|------------|------------------|
| 17-97X0700 | -\$20,358,819.45 |
| 21-97X0700 | -30,669,748.70   |
- 19 Includes:  
Net redemption of Government agency securities.----- -\$52,849,000.83
- 20 Includes redemption of Government agency securities.
- | Account    | Amount          |
|------------|-----------------|
| 17-97X0700 | -\$7,208,162.74 |
| 21-97X0700 | -7,859,496.41   |
| 57-97X0700 | -20,060,760.64  |
- 21 Activity transferred to Foreign Assistance, Funds Appropriated to the President.
- 22 Includes \$1,000,000.00 corpus of the fund.
- 23 For detail by account see Table C - "Receipts by Organizational Unit."
- 24 Includes \$10,594,088.21 which is subject to disposition by the administrative agency.

TABLE 1 - APPROPRIATIONS AND APPROPRIATION TRANSFERS

Account Symbol	Net Appropriations and Appropriation Transfers	Appropriation Amount	Net Appropriation Transfers	Detail of Appropriation Transfers		
				Accounts Involved	Amount From, Or To (-)	Citation of Law
2162060	\$693,100,000.00	\$696,900,000.00	-\$3,800,000.00	2162080	-\$3,800,000.00	90 STAT. 174
5763500	7,405,306,000.00	7,412,951,000.00	-7,645,000.00	576/73600	-7,645,000.00	90 STAT. 174
2162080	323,510,000.00	319,710,000.00	3,800,000.00	2162060	3,800,000.00	90 STAT. 174
216/82031	327,700,000.00	333,500,000.00	-5,800,000.00	211/32030	-5,800,000.00	90 STAT. 602
216/82032	412,800,000.00	422,600,000.00	-9,800,000.00	212/42035	-9,800,000.00	90 STAT. 602
216/82033	874,000,000.00	881,400,000.00	-7,400,000.00	212/42035	-7,400,000.00	90 STAT. 602
216/82035	888,300,000.00	912,300,000.00	-24,000,000.00	211/32030	-24,000,000.00	90 STAT. 602
212/42035	17,200,000.00		17,200,000.00	216/82032	9,800,000.00	90 STAT. 602
				216/82033	7,400,000.00	90 STAT. 602
211/32030	29,800,000.00		29,800,000.00	216/82031	5,800,000.00	90 STAT. 602
				216/82035	24,000,000.00	90 STAT. 602
176/81810	1,833,700,000.00	1,829,700,000.00	4,000,000.00	976/80300	4,000,000.00	90 STAT. 174
576/83020	1,734,900,000.00	1,723,900,000.00	11,000,000.00	576/83080	11,000,000.00	90 STAT. 174
576/83080	2,035,400,000.00	2,046,400,000.00	-11,000,000.00	576/83020	-11,000,000.00	90 STAT. 174
976/80300	201,600,000.00	205,600,000.00	-4,000,000.00	176/81810	-4,000,000.00	90 STAT. 174
576/73600	3,606,556,000.00	3,598,911,000.00	7,645,000.00	5763500	7,645,000.00	90 STAT. 174
96X3122	1,237,151,000.00	1,228,648,000.00	8,503,000.00	96X3125	8,503,000.00	33 USC 701n
96X3125	40,000,000.00	90,400,000.00	-50,400,000.00	96X3112	-41,897,000.00	33 USC 701n
				96X3122	-8,503,000.00	33 USC 701n
96X3112	205,147,000.00	163,250,000.00	41,897,000.00	96X3125	41,897,000.00	33 USC 701n
TOTAL (FY)	<u>\$21,866,170,000.00</u>	<u>\$21,866,170,000.00</u>	<u>\$0</u>		<u>\$0</u>	
2162010	\$2,149,190,000.00	\$2,152,890,000.00	-\$3,700,000.00	976/70200	-\$3,700,000.00	90 STAT. 1415
2162070	154,500,000.00	168,500,000.00	-14,000,000.00	9760100	-13,000,000.00	90 STAT. 174
				9760102	-1,000,000.00	90 STAT. 174
2162060	215,000,000.00	216,000,000.00	-1,000,000.00	9760100	-1,000,000.00	90 STAT. 174
1761453	1,486,307,000.00	1,516,668,000.00	-30,361,000.00	9760100	-9,000,000.00	90 STAT. 174
				9760102	-500,000.00	90 STAT. 174
				976/70200	-20,861,000.00	90 STAT. 1415
1761105	476,030,000.00	476,817,000.00	-787,000.00	9760100	-787,000.00	90 STAT. 174
1761405	60,565,000.00	61,865,000.00	-1,300,000.00	9760100	-1,300,000.00	90 STAT. 174
5763500	1,832,046,000.00	1,854,312,000.00	-22,266,000.00	576/73600	-2,927,000.00	90 STAT. 174
				9760100	-10,000,000.00	90 STAT. 174
				9760102	-3,000,000.00	90 STAT. 174
				976/70200	-6,339,000.00	90 STAT. 1415
5763700	46,339,000.00	50,339,000.00	-4,000,000.00	9760100	-4,000,000.00	90 STAT. 174
5763850	61,451,000.00	63,651,000.00	-2,200,000.00	9760102	-2,200,000.00	90 STAT. 174
9760100	689,012,000.00	650,325,000.00	38,687,000.00	1761105	787,000.00	90 STAT. 174
				1761405	1,300,000.00	90 STAT. 174
				1761453	9,000,000.00	90 STAT. 174
				176/81810	2,000,000.00	90 STAT. 174
				2162060	1,000,000.00	90 STAT. 174
				2162070	13,000,000.00	90 STAT. 174
				5763500	10,000,000.00	90 STAT. 174
				5763700	4,000,000.00	90 STAT. 174
9760102	24,600,000.00	15,500,000.00	9,100,000.00	9760102	-2,400,000.00	90 STAT. 174
				1761453	500,000.00	90 STAT. 174
				2162070	1,000,000.00	90 STAT. 174
				5763500	3,000,000.00	90 STAT. 174
				5763850	2,200,000.00	90 STAT. 174
				9760100	2,400,000.00	90 STAT. 174
176/81506	585,500,000.00	605,500,000.00	-20,000,000.00	176/71319	-20,000,000.00	90 STAT. 174
176/81810	464,000,000.00	464,500,000.00	-500,000.00	9760100	-2,000,000.00	90 STAT. 174
				976/80300	1,500,000.00	90 STAT. 174
976/80300	38,100,000.00	39,600,000.00	-1,500,000.00	176/81810	-1,500,000.00	90 STAT. 174
176/71319	842,422,000.00	822,422,000.00	20,000,000.00	176/81506	20,000,000.00	90 STAT. 174
576/73600	906,867,000.00	903,940,000.00	2,927,000.00	5763500	2,927,000.00	90 STAT. 174
976/70200	152,933,000.00	122,033,000.00	30,900,000.00	1761453	20,861,000.00	90 STAT. 1415
				2162010	3,700,000.00	90 STAT. 1415
				5763500	6,339,000.00	90 STAT. 1415
TOTAL (TQ)	<u>\$10,184,862,000.00</u>	<u>\$10,184,862,000.00</u>	<u>\$0</u>		<u>\$0</u>	

\* Appropriations to accounts which did not have appropriation transfer activity during the fiscal year and transition quarter are not included in this table.



TABLE 2 - TRANSFERS (OTHER THAN APPROPRIATION TRANSFERS - TABLE 1 )

Account Symbol	Net Transfers	Details of Transfers		
		Accounts Involved	Amount From Or To (-)	Citation of Law
5763400	-\$1,970,000.00	69-5763400(05)	-\$1,970,000.00	31 USC 686,686-1
69-5763400(05)	1,970,000.00	5763400	1,970,000.00	31 USC 686,686-1
216/82034	37,300,000.00	215/72034	37,300,000.00	90 STAT. 174
215/72034	-155,300,000.00	211/32030	-118,000,000.00	90 STAT. 602
		216/82034	-37,300,000.00	90 STAT. 174
214/62034	-50,000,000.00	213/52034	-50,000,000.00	90 STAT. 602
213/52034	50,000,000.00	214/62034	50,000,000.00	90 STAT. 602
211/32030	118,000,000.00	215/72034	118,000,000.00	90 STAT. 602
176/01611	75,000,000.00	175/91611	75,000,000.00	90 STAT. 163
175/91611	-63,200,000.00	176/01611	-75,000,000.00	90 STAT. 163
		174/81611	11,800,000.00	90 STAT. 174
174/81611	-11,800,000.00	175/91611	-11,800,000.00	90 STAT. 174
576/83010	24,300,000.00	575/73010	24,300,000.00	90 STAT. 165
575/73010	-24,300,000.00	576/83010	-24,300,000.00	90 STAT. 165
21X2050	6,777,640.22	97X0500	8,816,000.00	84 STAT. 1409
				86 STAT. 1156
		12-21X2050(20)	-500,877.00	84 STAT. 1224
		14-21X2050(07)	32,624.97	84 STAT. 1224
		15-21X2050	-35,920.00	84 STAT. 1224
		43-21X2050	-1,871.75	84 STAT. 1224
		69-21X2050(05)	-1,550,000.00	84 STAT. 1224
		75-21X2050(02)	17,684.00	84 STAT. 1224
12-21X2050(20)	500,877.00	21X2050	550,877.00	84 STAT. 1224
14-21X2050(07)	-32,624.97	21X2050	-32,624.97	84 STAT. 1224
15-21X2050	35,920.00	21X2050	35,920.00	84 STAT. 1224
43-21X2050	1,871.75	21X2050	1,871.75	84 STAT. 1224
69-21X2050(05)	1,550,000.00	21X2050	1,550,000.00	84 STAT. 1224
75-21X2050(02)	-17,684.00	21X2050	-17,684.00	84 STAT. 1224
17X1205	-8,163,447.00	12-17X1205(20)	-70,000.00	88 STAT. 1763,1764
		69-17X1205(05)	-7,900,000.00	31 USC 686,686-1
		86-17X1205	-193,447.00	88 STAT. 1763
		17X1205	70,000.00	88 STAT. 1763,1764
12-17X1205(20)	70,000.00	17X1205	7,900,000.00	31 USC 686,686-1
69-17X1205(05)	7,900,000.00	17X1205	193,447.00	88 STAT. 1763
86-17X1205	193,447.00	17X1205	193,447.00	88 STAT. 1763
57X3300	1,723,000.00	97X0500	4,723,000.00	84 STAT. 1409
69-57X3300(05)	3,000,000.00	69-57X3300(05)	-3,000,000.00	31 USC 686,686-1
97X0500	-13,539,000.00	57X3300	3,000,000.00	31 USC 686,686-1
		21X2050	-8,816,000.00	84 STAT. 1409
				86 STAT. 1156
		57X3300	-4,723,000.00	84 STAT. 1409
97X0700	-205,123,775.89	97X0700(07)	-154,500.00	42 USC 1594a
				89 STAT. 747
		97X0701	360,810,000.00	42 USC 1594a
				89 STAT. 747
		17-97X0700	-147,167,532.36	42 USC 1594a
				89 STAT. 747
		17-97X0700(27)	-91,825.26	42 USC 1594a
				89 STAT. 747
		21-97X0700	-253,152,287.22	42 USC 1594a
				89 STAT. 747
		57-97X0700	-165,367,631.05	42 USC 1594a
				89 STAT. 747

Account Symbol	Net Transfers	Details of Transfers		
		Accounts Involved	Amount From Or To (-)	Citation of Law
9760700		9760700(07)	-\$5,279,000.00	42 USC 1594a
				89 STAT. 747
		9760701	971,434,000.00	42 USC 1594a
				89 STAT. 747
		17-9760700	-202,078,000.00	42 USC 1594a
				89 STAT. 747
		17-9760700(27)	-38,785,000.00	42 USC 1594a
				89 STAT. 747
		21-9760700	-451,107,000.00	42 USC 1594a
				89 STAT. 747
		57-9760700	-274,185,000.00	42 USC 1594a
				89 STAT. 747
17-97X0700	147,167,532.36	97X0700	147,167,532.36	42 USC 1594a
				89 STAT. 747
17-9760700	202,078,000.00	9760700	202,078,000.00	42 USC 1594a
				89 STAT. 747
17-97X0700(27)	91,825.26	97X0700	91,825.26	42 USC 1594a
				89 STAT. 747
17-9760700(27)	38,785,000.00	9760700	38,785,000.00	42 USC 1594a
				89 STAT. 747
21-97X0700	253,152,287.22	97X0700	253,152,287.22	42 USC 1594a
				89 STAT. 747
21-9760700	451,107,000.00	9760700	451,107,000.00	42 USC 1594a
				89 STAT. 747
57-97X0700	165,367,631.05	97X0700	165,367,631.05	42 USC 1594a
				89 STAT. 747
97X0700(07)	154,500.00	97X0700	154,500.00	42 USC 1594a
				89 STAT. 747
9760700(07)	5,279,000.00	9760700	5,279,000.00	42 USC 1594a
				89 STAT. 747
97X0701	-360,810,000.00	97X0700	-360,810,000.00	42 USC 1594a
				89 STAT. 747
9760701	-971,434,000.00	9760700	-971,434,000.00	42 USC 1594a
				89 STAT. 747
21X4991	42,000,000.00	17X4913	17,000,000.00	90 STAT. 174,175
		97X4961	25,000,000.00	90 STAT. 174,175
17X4911	50,000,000.00	97X4961	50,000,000.00	90 STAT. 174,175
17X4913	-17,000,000.00	21X4991	-17,000,000.00	90 STAT. 174,175
57X4921	100,000,000.00	97X4961	100,000,000.00	90 STAT. 174,175
97X4961	-175,000,000.00	17X4911	-50,000,000.00	90 STAT. 174,175
		21X4991	-25,000,000.00	90 STAT. 174,175
		57X4921	-100,000,000.00	90 STAT. 174,175
96X3121	-1,500,000.00	14-96X3121(16)	-1,500,000.00	89 STAT. 1036,1037
14-96X3121(16)	1,500,000.00	96X3121	1,500,000.00	89 STAT. 1036,1037
96X3122	-1,900,000.00	14-96X3122(16)	-1,900,000.00	89 STAT. 1036,1037
14-96X3122(16)	1,900,000.00	96X3122	1,900,000.00	89 STAT. 1036,1037
96X3123	-1,322,850.00	14-96X3123(16)	-1,322,850.00	89 STAT. 1037,1038
14-96X3123(16)	1,322,850.00	96X3123	1,322,850.00	89 STAT. 1037,1038
57-9760700	274,185,000.00	9760700	274,185,000.00	42 USC 1594a
				89 STAT. 747
TOTAL (FY)	\$0		\$0	

TABLE 2 - TRANSFERS (OTHER THAN APPROPRIATION TRANSFERS - TABLE 1 ) - Continued

Account Symbol	Net Transfers	Details of Transfers		
		Accounts Involved	Amount From Or To (-)	Citation of Law
5763400	-\$990,000.00	69-5763400(05)	-\$990,000.00	31 USC 686,686-1
57M3400	5,397.95	69-57M3400(05)	5,397.95	31 USC 686,686-1
69-5763400(05)	990,000.00	5763400	990,000.00	31 USC 686,686-1
69-57M3400(05)	-5,397.95	57M3400	-5,397.95	31 USC 686,686-1
9760100	913,000.00	174/61109	913,000.00	90 STAT. 174
174/61109	-913,000.00	9760100	-913,000.00	90 STAT. 174
576/83010	-15,700,000.00	575/73010	-15,700,000.00	90 STAT. 174
575/73010	15,700,000.00	576/83010	15,700,000.00	90 STAT. 174
576/83020	6,200,000.00	574/63020	6,200,000.00	90 STAT. 174
574/63020	-6,200,000.00	576/83020	-6,200,000.00	90 STAT. 174
21X2050	4,003.79	14-21X2050(07)	4,003.79	22 USC 2392
14-21X2050(07)	-4,003.79	21X2050	-4,003.79	22 USC 2392
17X1205	-434,518.00	69-17X1205(05)	-250,000.00	31 USC 686,686-1
		75-17X1205(01)	-184,518.00	31 USC 686,686-1
69-17X1205(05)	250,000.00	17X1205	250,000.00	31 USC 686,686-1
75-17X1205(01)	184,518.00	17X1205	184,518.00	31 USC 686,686-1
97X0700	5,163,179.00	97X0700(07)	-1,506,000.00	42 USC 1594a-1
				89 STAT. 747
		97X0701	42,239,000.00	42 USC 1594a-1
				89 STAT. 747
		17-97X0700	-3,440,821.00	42 USC 1594a-1
				89 STAT. 747
		17-97X0700(27)	-32,000.00	42 USC 1594a-1
				89 STAT. 747
		21-97X0700	-11,618,000.00	42 USC 1594a-1
				89 STAT. 747
		57-97X0700	-20,479,000.00	42 USC 1594a-1
				89 STAT. 747
9760700	1,506,000.00	9760701	268,400,000.00	42 USC 1594a-1
				89 STAT. 747
		17-9760700	-54,913,000.00	42 USC 1594a-1
				89 STAT. 747
		17-9760700(27)	-10,382,000.00	42 USC 1594a-1
				89 STAT. 747
		21-9760700	-113,179,000.00	42 USC 1594a-1
				89 STAT. 747
		579760700	-88,420,000.00	42 USC 1594a-1
				89 STAT. 747

Account Symbol	Net Transfers	Details of Transfers		
		Accounts Involved	Amount From Or To (-)	Citation of Law
17-97X0700	\$3,440,821.00	97X0700	\$3,440,821.00	42 USC 1594a-1
				89 STAT. 747
17-9760700	54,913,000.00	9760700	54,913,000.00	42 USC 1594a-1
				89 STAT. 747
17-97X0700(27)	32,000.00	97X0700	32,000.00	42 USC 1594a-1
				89 STAT. 747
17-9760700(27)	10,382,000.00	9760700	10,382,000.00	42 USC 1594a-1
				89 STAT. 747
21-97X0700	11,618,000.00	97X0700	11,618,000.00	42 USC 1594a-1
				89 STAT. 747
21-9760700	113,179,000.00	9760700	113,179,000.00	42 USC 1594a-1
				89 STAT. 747
57-97X0700	20,479,000.00	97X0700	20,479,000.00	42 USC 1594a-1
				89 STAT. 747
57-9760700	88,420,000.00	9760700	88,420,000.00	42 USC 1594a-1
				89 STAT. 747
		97X0700(07)	1,506,000.00	42 USC 1594a-1
				89 STAT. 747
		97X0701	-42,239,000.00	42 USC 1594a-1
				89 STAT. 747
		9760701	-268,400,000.00	42 USC 1594a-1
				89 STAT. 747
		17X4911	35,000,000.00	90 STAT. 174,175
		97X4961	-35,000,000.00	90 STAT. 174,175
		96X3121	-425,000.00	89 STAT. 1036-37
14-96X3121(16)	425,000.00	14-96X3121(16)	425,000.00	89 STAT. 1036-37
		96X3122	-500,000.00	89 STAT. 1037
14-96X3122(16)	500,000.00	14-96X3122(16)	500,000.00	89 STAT. 1037
		96X3123	-352,600.00	89 STAT. 1037-38
14-96X3123(16)	352,600.00	14-96X3123(16)	352,600.00	89 STAT. 1037-38
		96X3123		
TOTAL(TQ)	\$0		\$0	

Appropriations, Outlays, and Balances - Continued

Appropriation or Fund Account		Account symbol			Balances beginning of fiscal year 1/	Appropriations and other obligational authority 2/	Transfers, borrowings, and investments (net) 3/	Outlays (net)	Balances withdrawn and other transactions 4/	Balances end of fiscal year 5/
Title	Period of availability	Dept. Reg.	Account No. Tr From	Sub No						
DEPARTMENT OF HEALTH, EDUCATION, AND WELFARE										
FOOD AND DRUG ADMINISTRATION										
GENERAL FUND ACCOUNTS										
SALARIES AND EXPENSES, FOOD AND DRUG ADMINISTRATION										
FUND RESOURCES:										
UNDISBURSED FUNDS	1976 75		0600		- - - - -	\$207,805,000.00	- - - - -	\$175,384,564.64	- - - - -	(\$32,420,435.36)
	1975					\$42,658,003.59	- - - - -	31,914,835.35	- - - - -	(10,743,168.24)
	1974					16,752,016.92	- - - - -	8,702,759.12	- - - - -	(8,049,257.80)
	PRIOR YEARS					4,377,631.36	- - - - -	-161,519.23	- - - - -	(4,539,150.59)
	SUBTOTAL FY 1976					63,787,651.87	- - - - -	215,840,639.88	- - - - -	(55,752,011.99)
TRANSITION QUARTER	1976 75		0600			(32,420,435.36)	- - - - -	50,241,153.09	\$24,162.04	35,381,120.23
UNDISBURSED FUNDS	1975					(10,743,168.24)	- - - - -	2,914,987.55	351,253.76	7,476,926.93
	1974					(8,049,257.80)	- - - - -	1,425,071.15	516,650.36	- - - - -
	PRIOR YEARS					(4,539,150.59)	- - - - -	71,918.44	1,502,482.91	9,072,285.53
	SUBTOTAL TRANSITION QUARTER					(55,752,011.99)	- - - - -	54,653,130.23	2,394,549.07	51,930,332.69
ACCOUNTS RECEIVABLE						2,644,065.98	- - - - -	- - - - -	-2,310,798.77	4,954,864.75
FUND EQUITIES:										
ACCOUNTS PAYABLE						-13,387,028.09	- - - - -	- - - - -	1,697,654.12	-15,084,682.21
UNDELIVERED ORDERS						-53,044,689.76	- - - - -	- - - - -	-11,244,174.53	-41,800,515.23
	SUBTOTAL 75		0600			-0-	261,031,000.00	270,493,770.11	-9,462,770.11	-0-
BUILDINGS AND FACILITIES, FOOD AND DRUG ADMINISTRATION										
FUND RESOURCES:										
UNDISBURSED FUNDS	NO YEAR 75		0603			7,568,169.73	1,000,000.00	- - - - -	- - - - -	(6,709,889.34)
	SUBTOTAL FY 1976					7,568,169.73	1,000,000.00	- - - - -	- - - - -	(6,709,889.34)
TRANSITION QUARTER	NO YEAR 75		0603			(6,709,889.34)	750,000.00	- - - - -	- - - - -	6,963,701.76
UNDISBURSED FUNDS						(6,709,889.34)	750,000.00	- - - - -	- - - - -	6,963,701.76
	SUBTOTAL TRANSITION QUARTER					523.90	- - - - -	496,187.58	- - - - -	523.90
ACCOUNTS RECEIVABLE										
FUND EQUITIES:										
UNOBLIGATED BALANCE						-5,777,665.53	- - - - -	- - - - -	-3,002,299.99	-2,775,365.54
ACCOUNTS PAYABLE						-248.56	- - - - -	- - - - -	-248.56	- - - - -
UNDELIVERED ORDERS						-1,790,779.54	- - - - -	- - - - -	2,398,080.58	-4,188,860.12
	SUBTOTAL 75		0603			-0-	1,750,000.00	2,354,467.97	-604,467.97	-0-
PUBLIC ENTERPRISE FUNDS										
REVOLVING FUND FOR CERTIFICATION AND OTHER SERVICES, FOOD AND DRUG ADMINISTRATION										
FUND RESOURCES:										
UNDISBURSED FUNDS	NO YEAR 75		4309			2,329,696.36	- - - - -	- - - - -	- - - - -	(1,567,310.64)
	SUBTOTAL FY 1976					2,329,696.36	- - - - -	762,385.72	- - - - -	(1,567,310.64)
TRANSITION QUARTER	NO YEAR 75		4309			(1,567,310.64)	- - - - -	- - - - -	- - - - -	1,918,981.00
UNDISBURSED FUNDS						(1,567,310.64)	- - - - -	- - - - -	- - - - -	1,918,981.00
	SUBTOTAL TRANSITION QUARTER					12,450.72	- - - - -	-351,670.36	- - - - -	16,124.20
ACCOUNTS RECEIVABLE										
FUND EQUITIES:										
UNOBLIGATED BALANCE						-1,214,439.03	- - - - -	- - - - -	-3,673.48	-974,229.29
ACCOUNTS PAYABLE						-991,910.56	- - - - -	- - - - -	-240,209.74	-682,027.16
UNDELIVERED ORDERS						-135,797.49	- - - - -	- - - - -	-309,883.40	-278,848.75
	SUBTOTAL 75		4309			-0-	- - - - -	410,715.36	143,051.26	-0-
									-410,715.36	
TOTAL, FOOD AND DRUG ADMINISTRATION FY 1976 . . . . .						208,805,000.00	- - - - -	218,461,305.99	- - - - -	- - - - -
TOTAL, FOOD AND DRUG ADMINISTRATION T.Q. . . . .						53,976,000.00	- - - - -	54,797,647.45	-10,477,953.44	- - - - -

HEALTH SERVICES ADMINISTRATION

GENERAL FUND ACCOUNTS

HEALTH SERVICES, HEALTH SERVICES ADMINISTRATION FUND RESOURCES:

UNDISBURSED FUNDS	NO YEAR 75 0350	25,086,985.73	- - - - -	9,226.79	11,481,853.81	- - - - -	(13,614,358.71)
	1976	- - - - -	994,706,000.00	- - - - -	603,768,126.05	- - - - -	(390,937,873.95)
	1975-76	7,518,067.56	- - - - -	- - - - -	2,998,952.79	- - - - -	(4,519,114.77)
	1975	645,685,588.09	- - - - -	- - - - -	551,221,235.44	- - - - -	(94,464,352.65)
	1974-75	16,371,155.75	- - - - -	- - - - -	13,797,008.99	- - - - -	(2,574,146.76)
	1973-75	1,745,227.00	- - - - -	- - - - -	2,106,861.00	- - - - -	(-361,634.00)
	1974	33,212,574.20	- - - - -	- - - - -	-29,120,332.33	- - - - -	(62,332,906.53)
	1973-74	3,097,663.96	- - - - -	- - - - -	1,246,158.38	- - - - -	(1,851,505.58)
	1973	-40,496,772.80	- - - - -	- - - - -	-42,818,468.79	- - - - -	(2,321,695.99)
	PRIOR YEARS	32,275,328.39	- - - - -	- - - - -	5,706,089.39	- - - - -	(26,569,239.00)
TRANSFER TO:							
GENERAL SERVICES ADMINISTRATION	NO YEAR 47 75 0350	9,226.79	- - - - -	-9,226.79	- - - - -	- - - - -	- - - - -
	SUBTOTAL FY 1976	724,505,044.67	994,706,000.00	- - - - -	1,120,387,484.73	- - - - -	(598,823,559.94)
TRANSITION QUARTER UNDISBURSED FUNDS	NO YEAR 75 0350	(13,614,358.71)	- - - - -	- - - - -	1,502,323.11	- - - - -	12,112,035.60
	1976	(390,937,873.95)	243,088,000.00	- - - - -	181,497,656.38	7,283,266.07	445,244,951.50
	1975-76	(4,519,114.77)	- - - - -	- - - - -	1,009,777.66	20,434.60	3,488,902.51
	1975	(94,464,352.65)	- - - - -	- - - - -	8,968,032.67	11,735,614.46	73,760,705.52
	1974-75	(2,574,146.76)	- - - - -	- - - - -	517,866.81	1,347,797.69	708,482.26
	1973-75	(-361,634.00)	- - - - -	- - - - -	-3,267,764.26	2,906,130.26	- - - - -
	1974	(62,332,906.53)	- - - - -	-55,197,643.55	1,145,316.42	5,989,946.56	- - - - -
	1973-74	(1,851,505.58)	- - - - -	-1,772,690.95	-288,856.59	367,671.22	- - - - -
	1973	(2,321,695.99)	- - - - -	-2,321,523.99	172.00	- - - - -	- - - - -
	PRIOR YEARS	(26,569,239.00)	- - - - -	59,291,858.49	318,279.41	12,867,074.09	72,675,743.99
	SUBTOTAL TRANSITION QUARTER	(598,823,559.94)	243,088,000.00	- - - - -	191,402,803.61	42,517,934.95	607,990,821.38
ACCOUNTS RECEIVABLE UNFILLED CUSTOMER ORDERS		76,192,457.74	- - - - -	- - - - -	- - - - -	-94,493,439.56	170,685,897.30
FUND EQUITIES:		- - - - -	- - - - -	- - - - -	- - - - -	-19,865,621.28	19,865,621.28
UNOBLIGATED BALANCE		-21,134,203.59	- - - - -	- - - - -	- - - - -	-14,678,244.74	-6,455,958.85
ACCOUNTS PAYABLE		-235,280,735.79	- - - - -	- - - - -	- - - - -	-112,141,439.43	-123,139,296.36
UNDELIVERED ORDERS		-544,282,563.03	- - - - -	- - - - -	- - - - -	124,664,521.72	-668,947,084.75
	SUBTOTAL 75 0350	-0-	1,237,794,000.00	- - - - -	1,311,790,288.34	-73,996,288.34	-0-
CHRONIC DISEASES, HEALTH SERVICES ADMINISTRATION FUND RESOURCES:							
UNDISBURSED FUNDS	PRIOR YEARS 75 0323	446,611.29	- - - - -	- - - - -	-641,287.55	- - - - -	(1,087,898.84)
	SUBTOTAL FY 1976	446,611.29	- - - - -	- - - - -	-641,287.55	- - - - -	(1,087,898.84)
TRANSITION QUARTER UNDISBURSED FUNDS	PRIOR YEARS 75 0323	(1,087,898.84)	- - - - -	- - - - -	-11,120.78	14,343.01	1,084,676.61
	SUBTOTAL TRANSITION QUARTER	(1,087,898.84)	- - - - -	- - - - -	-11,120.78	14,343.01	1,084,676.61
ACCOUNTS RECEIVABLE		603,220.72	- - - - -	- - - - -	- - - - -	4,068.64	599,152.08
FUND EQUITIES:		- - - - -	- - - - -	- - - - -	- - - - -	- - - - -	- - - - -
ACCOUNTS PAYABLE		-49,367.42	- - - - -	- - - - -	- - - - -	-46,255.15	-3,112.27
UNDELIVERED ORDERS		-1,000,464.59	- - - - -	- - - - -	- - - - -	680,251.83	-1,680,716.42
	SUBTOTAL 75 0323	-0-	- - - - -	- - - - -	-652,408.33	652,408.33	-0-
MEDICAL CARE SERVICES, HEALTH SERVICES ADMINISTRATION FUND RESOURCES:							
UNDISBURSED FUNDS	PRIOR YEARS 75 0325	6,055.63	- - - - -	- - - - -	1,419.43	- - - - -	(4,636.20)
	SUBTOTAL FY 1976	6,055.63	- - - - -	- - - - -	1,419.43	- - - - -	(4,636.20)
TRANSITION QUARTER UNDISBURSED FUNDS	PRIOR YEARS 75 0325	(4,636.20)	- - - - -	- - - - -	-619.92	162.70	5,093.42
	SUBTOTAL TRANSITION QUARTER	(4,636.20)	- - - - -	- - - - -	-619.92	162.70	5,093.42
FUND EQUITIES:		- - - - -	- - - - -	- - - - -	- - - - -	- - - - -	- - - - -
ACCOUNTS PAYABLE		-494.00	- - - - -	- - - - -	- - - - -	-494.00	- - - - -
UNDELIVERED ORDERS		-5,561.63	- - - - -	- - - - -	- - - - -	-468.21	-5,093.42
	SUBTOTAL 75 0325	-0-	- - - - -	- - - - -	799.51	-799.51	-0-
MATERNAL AND CHILD HEALTH AND WELFARE, SOCIAL AND REHABILITATION SERVICE FUND RESOURCES:							
UNDISBURSED FUNDS	PRIOR YEARS 75 0569	14,605.23	- - - - -	- - - - -	-3,270.91	- - - - -	(17,876.14)
	SUBTOTAL FY 1976	14,605.23	- - - - -	- - - - -	-3,270.91	- - - - -	(17,876.14)
TRANSITION QUARTER UNDISBURSED FUNDS	PRIOR YEARS 75 0569	(17,876.14)	- - - - -	- - - - -	- - - - -	17,876.14	- - - - -
	SUBTOTAL TRANSITION QUARTER	(17,876.14)	- - - - -	- - - - -	- - - - -	17,876.14	- - - - -
FUND EQUITIES:		- - - - -	- - - - -	- - - - -	- - - - -	- - - - -	- - - - -
ACCOUNTS PAYABLE		-14,605.23	- - - - -	- - - - -	- - - - -	-14,605.23	- - - - -
	SUBTOTAL 75 0569	-0-	- - - - -	- - - - -	-3,270.91	3,270.91	-0-

FOOTNOTES AT END OF CHAPTER

Appropriations, Outlays, and Balances - Continued

Appropriation or Fund Account		Account symbol				Balances beginning of fiscal year 1/	Appropriations and other obligatory authority 2/	Transfers, borrowings, and investments (net) 3/	Outlays (net)	Balances withdrawn and other transactions 4/	Balances end of fiscal year 5/
Title	Period of availability	Dept. Reg.	Tr From	Account No.	Sub. No.						
HEALTH SERVICES ADMINISTRATION-CONTINUED											
GENERAL FUND ACCOUNTS-CONTINUED											
INDIAN HEALTH SERVICES, HEALTH SERVICES ADMINISTRATION											
FUND RESOURCES:											
UNDISBURSED FUNDS	1976	75		0390		\$283,310,000.00		\$232,930,831.04		(\$50,379,168.96)	
	1975					\$41,765,418.16		37,483,360.35		(4,282,057.81)	
	1974					4,129,878.17		2,681,856.57		(1,448,021.60)	
	PRIOR YEARS					607,340.10		94,222.45		(513,117.65)	
SUBTOTAL FY 1976						46,502,636.43	283,310,000.00	273,190,270.41		(56,622,366.02)	
TRANSITION QUARTER											
UNDISBURSED FUNDS	1976	75		0390		(50,379,168.96)	75,528,000.00	73,131,589.47	\$90,347.19	52,685,232.30	
	1975					(4,282,057.81)		1,675,919.26	125,554.78	2,480,583.77	
	1974					(1,448,021.60)		88,157.88	589,031.21		
	PRIOR YEARS					(513,117.65)		770,832.51	304,604.90	959,007.41	
SUBTOTAL TRANSITION QUARTER						(56,622,366.02)	75,528,000.00	74,916,004.46	1,109,538.08	56,124,823.48	
ACCOUNTS RECEIVABLE						2,140,567.57			-2,069,937.31	4,210,504.88	
FUND EQUITIES:									621,349.28	-18,108,732.84	
ACCOUNTS PAYABLE						-17,487,383.56			11,070,775.08	-42,226,595.52	
UNDELIVERED ORDERS						-31,155,820.44			10,731,725.13	-0-	
SUBTOTAL 75				0390		-0-	358,838,000.00	348,106,274.87		-0-	
INDIAN HEALTH FACILITIES, HEALTH SERVICES ADMINISTRATION											
FUND RESOURCES:											
UNDISBURSED FUNDS	NO YEAR	75		0391		84,262,005.94	55,616,000.00	59,303,396.14		(80,574,609.80)	
SUBTOTAL FY 1976						84,262,005.94	55,616,000.00	59,303,396.14		(80,574,609.80)	
TRANSITION QUARTER											
UNDISBURSED FUNDS	NO YEAR	75		0391		(80,574,609.80)	11,084,000.00	16,259,543.37		75,399,066.43	
SUBTOTAL TRANSITION QUARTER						(80,574,609.80)	11,084,000.00	16,259,543.37		75,399,066.43	
ACCOUNTS RECEIVABLE						152,036.74			83,288.14	68,748.60	
FUND EQUITIES:									904,678.56	-5,094,741.91	
UNOBLIGATED BALANCE						-4,190,063.35			-187,715.64	-406,906.97	
ACCOUNTS PAYABLE						-594,622.61			-9,663,190.57	-69,966,166.15	
UNDELIVERED ORDERS						-79,629,356.72			-8,862,939.51	-0-	
SUBTOTAL 75				0391		-0-	66,700,000.00	75,562,939.51		-0-	
EMERGENCY HEALTH, HEALTH SERVICES ADMINISTRATION											
FUND RESOURCES:											
UNDISBURSED FUNDS	NO YEAR	75		0315		392,411.97		79,318.74		(313,093.23)	
	1975							-7,783.64		(7,783.64)	
	1974					105,624.60		22,554.83		(83,069.77)	
SUBTOTAL FY 1976						498,036.57		94,089.93		(403,946.64)	
TRANSITION QUARTER											
UNDISBURSED FUNDS	NO YEAR	75		0315		(313,093.23)			290,100.67	22,992.56	
	1975					(7,783.64)		7,783.64			
	1974					(83,069.77)		-20,357.56	70,036.71		
	PRIOR YEARS							20,357.56		20,357.56	
SUBTOTAL TRANSITION QUARTER						(403,946.64)		459.14	360,137.38	43,350.12	
ACCOUNTS RECEIVABLE						34,826.55			-891.24	35,717.79	
FUND EQUITIES:									-289,612.79		
UNOBLIGATED BALANCE						-289,612.79				-16,726.40	
ACCOUNTS PAYABLE						-77,828.47			-61,102.07	-62,341.51	
UNDELIVERED ORDERS						-165,421.86			-103,080.35	-0-	
SUBTOTAL 75				0315		-0-		94,549.07	-94,549.07	-0-	
PUBLIC ENTERPRISE FUNDS											
HEALTH MAINTENANCE ORGANIZATION LOAN GUARANTEE AND LOAN FUND, HEALTH SERVICES ADMINISTRATION											
FUND RESOURCES:											
UNDISBURSED FUNDS	NO YEAR	75		4435		33,000,000.00		9,073,568.39		(23,926,431.61)	
SUBTOTAL FY 1976						33,000,000.00		9,073,568.39		(23,926,431.61)	
TRANSITION QUARTER											
UNDISBURSED FUNDS	NO YEAR	75		4435		(23,926,431.61)		7,269,893.65		16,656,537.96	
SUBTOTAL TRANSITION QUARTER						(23,926,431.61)		7,269,893.65		16,656,537.96	
ACCOUNTS RECEIVABLE									-278,670.56	278,670.56	
UNFILLED CUSTOMER ORDERS						56,607.40			56,607.40		

FUND EQUITIES:									
UNOBLIGATED BALANCE			-32,382,607.40	-----	-----	-----	-----	-15,447,398.88	-16,935,208.52
UNDELIVERED ORDERS			-674,000.00	-----	-----	-----	-----	-674,000.00	-
SUBTOTAL 75 4435			-0-	-----	-----	16,343,462.04	-----	-16,343,462.04	-0-
TOTAL, HEALTH SERVICES ADMINISTRATION FY 1976 . . . . .			-----	1,333,632,000.00	-----	1,461,405,670.57	-----	-----	-----
TOTAL, HEALTH SERVICES ADMINISTRATION T.O. . . . .			-----	329,700,000.00	-----	289,836,963.53	-----	-87,910,634.10	-----
CENTER FOR DISEASE CONTROL									
GENERAL FUND ACCOUNTS									
PREVENTIVE HEALTH SERVICES, CENTER FOR DISEASE CONTROL									
FUND RESOURCES:									
UNDISBURSED FUNDS			NO YEAR 75 0943	3,479,815.25	135,064,000.00	6,340.93	4,293,892.27	-----	(134,256,263.91)
			1976	-----	150,371,000.00	-----	101,657,723.73	-----	(48,713,276.27)
			1975	84,889,782.27	-----	-----	65,598,961.38	-----	(19,290,820.89)
			1973-75	1,832.70	-----	-----	1,532.70	-----	(300.00)
			1974	10,004,379.72	-----	-----	2,012,150.60	-----	(7,992,229.12)
			1973-74	2,347,713.08	-----	-----	1,132,263.14	-----	(1,215,449.94)
			PRIOR YEARS	2,943,811.31	-----	-----	-1,289,708.83	-----	(4,233,520.14)
TRANSFER TO:									
GENERAL SERVICES ADMINISTRATION			NO YEAR 47 75 0943	108,948.77	-----	-6,340.93	70,326.65	-----	(32,281.19)
SUBTOTAL FY 1976				103,776,283.10	285,435,000.00	-----	173,477,141.64	-----	(215,734,141.46)
TRANSITION QUARTER UNDISBURSED FUNDS			NO YEAR 75 0943	(134,256,263.91)	-----	-----	5,265,202.74	-----	128,991,061.17
			1976	(48,713,276.27)	34,532,000.00	-----	33,082,393.06	56,278.42	50,106,604.79
			1975	(19,290,820.89)	-----	-----	4,298,222.22	729,476.71	14,263,121.96
			1973-75	(300.00)	-----	-----	-----	-----	300.00
			1974	(7,992,229.12)	-----	-7,478,832.29	670,264.67	-156,867.84	-----
			1973-74	(1,215,449.94)	-----	-751,937.46	345,730.10	117,782.38	-----
			PRIOR YEARS	(4,233,520.14)	-----	8,230,769.75	2,503,898.34	-----	9,960,391.55
TRANSFER TO:									
GENERAL SERVICES ADMINISTRATION			NO YEAR 47 75 0943	(32,281.19)	-----	-----	71.64	-----	32,209.55
SUBTOTAL TRANSITION QUARTER				(215,734,141.46)	34,532,000.00	-----	46,165,782.77	746,669.67	203,353,689.02
ACCOUNTS RECEIVABLE				6,242,026.42	-----	-----	-----	-7,250,332.01	13,492,358.43
FUND EQUITIES:									
UNOBLIGATED BALANCE				-3,155,842.06	-----	-----	-----	62,724,804.20	-65,880,646.26
ACCOUNTS PAYABLE				-32,309,652.24	-----	-----	-----	-----	-9,818,307.71
UNDELIVERED ORDERS				-74,552,815.22	-----	-----	-----	53,921,241.44	-128,474,056.66
SUBTOTAL 75 0943				-0-	319,967,000.00	-----	219,642,924.41	100,324,075.59	-0-
ENVIRONMENTAL CONTROL, ENVIRONMENTAL HEALTH SERVICE									
FUND RESOURCES:									
UNDISBURSED FUNDS			PRIOR YEARS 75 0929	1,252,795.63	-----	-----	155,786.34	-----	(1,097,009.29)
SUBTOTAL FY 1976				1,252,795.63	-----	-----	155,786.34	-----	(1,097,009.29)
TRANSITION QUARTER UNDISBURSED FUNDS			PRIOR YEARS 75 0929	(1,097,009.29)	-----	-----	-278,920.82	1,375,930.11	-----
SUBTOTAL TRANSITION QUARTER				(1,097,009.29)	-----	-----	-278,920.82	1,375,930.11	-----
ACCOUNTS RECEIVABLE				16,859.33	-----	-----	-----	16,859.33	-----
FUND EQUITIES:									
ACCOUNTS PAYABLE				-54,118.94	-----	-----	-----	-54,118.94	-----
UNDELIVERED ORDERS				-1,215,536.02	-----	-----	-----	-1,215,536.02	-----
SUBTOTAL 75 0929				-0-	-----	-----	-123,134.48	123,134.48	-0-
TOTAL, CENTER FOR DISEASE CONTROL FY 1976 . . . . .				-----	285,435,000.00	-----	173,632,927.98	-----	-----
TOTAL, CENTER FOR DISEASE CONTROL T.O. . . . .				-----	34,532,000.00	-----	45,886,861.95	100,447,210.07	-----

FOOTNOTES AT END OF CHAPTER

Appropriations, Outlays, and Balances - Continued

Appropriation or Fund Account		Account symbol			Balances beginning of fiscal year 1/	Appropriations and other obligational authority 2/	Transfers, borrowings, and investments (net) 3/	Outlays (net)	Balances withdrawn and other transactions 4/	Balances end of fiscal year 5/
Title	Period of availability	Dept. Reg.	Account No.	Sub. No.						
NATIONAL INSTITUTES OF HEALTH										
GENERAL FUND ACCOUNTS										
NATIONAL LIBRARY OF MEDICINE, NATIONAL INSTITUTES OF HEALTH										
FUND RESOURCES:										
UNDISBURSED FUNDS	1976	75	0807		- - - - -	\$29,065,000.00	- - - - -	\$17,457,388.76	- - - - -	(\$11,607,611.24)
	1975				\$14,169,144.11	- - - - -	- - - - -	11,571,075.44	- - - - -	(2,598,068.67)
	1973-75				181,705.00	- - - - -	- - - - -	141,516.62	- - - - -	(40,188.38)
	1974				2,570,068.66	- - - - -	- - - - -	1,871,401.67	- - - - -	(698,666.99)
	1973-74				335,267.95	- - - - -	- - - - -	251,375.04	- - - - -	(83,892.91)
	PRIOR YEARS				437,032.32	- - - - -	- - - - -	-1,196,297.69	- - - - -	(1,633,330.01)
	SUBTOTAL FY 1976				17,693,218.04	29,065,000.00	- - - - -	30,096,459.84	- - - - -	(16,661,758.20)
TRANSITION QUARTER										
UNDISBURSED FUNDS	1976	75	0807		(11,607,611.24)	6,572,000.00	- - - - -	5,813,659.39	\$267,664.24	12,098,287.61
	1975				(2,598,068.67)	- - - - -	- - - - -	855,219.60	-12,299.51	1,755,148.58
	1973-75				(40,188.38)	- - - - -	- - - - -	40,188.38	- - - - -	- - - - -
	1974				(698,666.99)	- - - - -	-473,256.88	95,497.03	129,913.08	- - - - -
	1973-74				(83,892.91)	- - - - -	-89,323.30	-30,546.07	25,115.68	- - - - -
	PRIOR YEARS				(1,633,330.01)	- - - - -	562,580.18	214,848.21	998,702.15	982,359.83
	SUBTOTAL TRANSITION QUARTER				(16,661,758.20)	6,572,000.00	- - - - -	6,988,866.54	1,409,095.64	14,835,796.02
ACCOUNTS RECEIVABLE					956,240.12	- - - - -	- - - - -	- - - - -	-1,236,856.40	2,193,096.52
UNFILLED CUSTOMER ORDERS					- - - - -	- - - - -	- - - - -	- - - - -	-72,999.50	72,999.50
FUND EQUITIES:										
ACCOUNTS PAYABLE					-3,804,387.99	- - - - -	- - - - -	- - - - -	-576,095.60	-3,228,292.39
UNDELIVERED ORDERS					-14,845,070.17	- - - - -	- - - - -	- - - - -	-971,470.52	-13,873,569.65
					-0-	35,637,000.00	- - - - -	37,085,326.38	-1,448,326.38	-0-
SUBTOTAL 75 0807										
JOHN E. FOGARTY INTERNATIONAL CENTER FOR ADVANCED STUDY IN THE HEALTH SCIENCES, NATIONAL INSTITUTES OF HEALTH										
FUND RESOURCES:										
UNDISBURSED FUNDS	1976	75	0819		- - - - -	5,705,000.00	- - - - -	3,433,036.11	- - - - -	(2,271,963.89)
	1975				2,750,638.84	- - - - -	- - - - -	2,197,313.03	- - - - -	(553,325.81)
	1973-75				117,230.01	- - - - -	- - - - -	50,105.97	- - - - -	(67,124.04)
	1974				261,651.28	- - - - -	- - - - -	80,876.11	- - - - -	(180,775.17)
	1973-74				78,372.49	- - - - -	- - - - -	22,141.70	- - - - -	(56,230.79)
	PRIOR YEARS				177,656.87	- - - - -	- - - - -	-11,390.33	- - - - -	(189,047.20)
	SUBTOTAL FY 1976				3,385,549.49	5,705,000.00	- - - - -	5,772,082.59	- - - - -	(3,318,466.90)
TRANSITION QUARTER										
UNDISBURSED FUNDS	1976	75	0819		(2,271,963.89)	1,135,000.00	- - - - -	1,142,351.69	30,367.25	2,234,244.95
	1975				(553,325.81)	- - - - -	- - - - -	91,366.98	123,076.08	338,882.75
	1973-75				(67,124.04)	- - - - -	- - - - -	14,812.88	-9,413.42	61,724.58
	1974				(180,775.17)	- - - - -	-122,467.56	3,987.48	54,320.13	- - - - -
	1973-74				(56,230.79)	- - - - -	-6,235.13	2,249.29	47,746.37	- - - - -
	PRIOR YEARS				(189,047.20)	- - - - -	128,702.69	-802.50	141,438.93	177,113.46
	SUBTOTAL TRANSITION QUARTER				(3,318,466.90)	1,135,000.00	- - - - -	1,253,965.82	387,535.34	2,811,965.74
ACCOUNTS RECEIVABLE					106,055.70	- - - - -	- - - - -	- - - - -	-199,426.47	305,482.17
FUND EQUITIES:										
ACCOUNTS PAYABLE					-531,239.84	- - - - -	- - - - -	- - - - -	-87,698.53	-443,541.31
UNDELIVERED ORDERS					-2,960,365.35	- - - - -	- - - - -	- - - - -	-286,458.75	-2,673,906.60
					-0-	6,840,000.00	- - - - -	7,026,048.41	-186,048.41	-0-
SUBTOTAL 75 0819										
CONSTRUCTION OF MENTAL HEALTH NEUROLOGY RESEARCH FACILITY, NATIONAL INSTITUTES OF HEALTH										
FUND RESOURCES:										
UNDISBURSED FUNDS	NO YEAR	75	0839		105,814.44	- - - - -	-105,814.44	- - - - -	- - - - -	- - - - -
TRANSFER TO:					- - - - -	- - - - -	105,814.44	105,814.44	- - - - -	- - - - -
GENERAL SERVICES ADMINISTRATION	NO YEAR	47 75	0839		- - - - -	- - - - -	- - - - -	- - - - -	- - - - -	- - - - -
					105,814.44	- - - - -	- - - - -	105,814.44	- - - - -	- - - - -
					- - - - -	- - - - -	- - - - -	- - - - -	- - - - -	- - - - -
					-105,814.44	- - - - -	- - - - -	- - - - -	-105,814.44	- - - - -
					-0-	- - - - -	- - - - -	105,814.44	-105,814.44	-0-
SUBTOTAL 75 0839										
NATIONAL INSTITUTE ON AGING, NATIONAL INSTITUTES OF HEALTH										
FUND RESOURCES:										
UNDISBURSED FUNDS	1976	75	0843		- - - - -	19,288,000.00	- - - - -	9,306,978.01	- - - - -	(9,981,021.99)
					- - - - -	19,288,000.00	- - - - -	9,306,978.01	- - - - -	(9,981,021.99)
SUBTOTAL FY 1976										

TRANSITION QUARTER UNDISBURSED FUNDS	1976 75	0843	(9,981,021.99)	4,038,000.00		4,866,387.13	101,128.59	9,051,506.27
			(9,981,021.99)	4,038,000.00		4,866,387.13	101,128.59	9,051,506.27
ACCOUNTS RECEIVABLE							-25,057.00	25,057.00
FUND EQUITIES:								
ACCOUNTS PAYABLE							263,063.53	-263,063.53
UNDELIVERED ORDERS							8,813,499.74	-8,813,499.74
	SUBTOTAL 75	0843	-0-	23,326,000.00		14,173,365.14	9,152,634.86	-0-
NATIONAL INSTITUTE OF CHILD HEALTH AND HUMAN DEVELOPMENT, NATIONAL INSTITUTES OF HEALTH								
FUND RESOURCES:								
UNDISBURSED FUNDS	1976 75	0844		136,404,000.00		50,395,350.72		(86,008,649.28)
	1975		100,024,663.61			93,375,100.01		(6,649,563.60)
	1973-75		12,897.72			12,897.72		
	1974		12,517,578.87			8,953,833.71		(3,563,745.16)
	1973-74		571,484.25			287,137.26		(284,346.99)
	PRIOR YEARS		1,968,584.28			775,614.34		(1,192,969.94)
	SUBTOTAL FY 1976		115,095,208.73	136,404,000.00		153,799,933.76		(97,699,274.97)
TRANSITION QUARTER UNDISBURSED FUNDS	1976 75	0844	(86,008,649.28)	24,201,000.00		35,110,440.64	300,360.15	74,798,848.49
	1975		(6,649,563.60)			2,440,284.84	378,490.77	3,830,787.99
	1973-75					-31.00	31.00	
	1974		(3,563,745.16)			468,700.13	1,109,448.72	
	1973-74		(284,346.99)			19,670.57	123,076.22	
	PRIOR YEARS		(1,192,969.54)			2,127,196.51	801,364.02	2,200,168.72
	SUBTOTAL TRANSITION QUARTER		(97,699,274.97)	24,201,000.00		38,357,698.89	2,712,770.88	80,829,805.20
ACCOUNTS RECEIVABLE			645,409.85				-3,357,545.32	4,002,955.17
UNFILLED CUSTOMER ORDERS			199,990.00				199,990.00	
FUND EQUITIES:								
ACCOUNTS PAYABLE			-27,806,353.18				-17,590,362.68	-10,215,990.50
UNDELIVERED ORDERS			-88,134,255.40				-13,517,485.53	-74,616,769.87
	SUBTOTAL 75	0844	-0-	160,605,000.00		192,157,632.65	-31,552,632.65	-0-
OFFICE OF THE DIRECTOR, NATIONAL INSTITUTES OF HEALTH								
FUND RESOURCES:								
UNDISBURSED FUNDS	1976 75	0846		18,370,000.00		17,994,218.48		(375,781.52)
	1975		1,136,309.03			1,149,816.38		(-13,507.35)
	1974		44,065.62			34,313.47		(9,752.15)
	1973		-100,939.37			-127,510.51		(26,571.14)
	PRIOR YEARS		67,183.53			-145,975.10		(213,158.63)
	SUBTOTAL FY 1976		1,146,618.81	18,370,000.00		18,904,862.72		(611,756.09)
TRANSITION QUARTER UNDISBURSED FUNDS	1976 75	0846	(375,781.52)	4,642,000.00		4,890,202.07	71,890.37	55,689.08
	1975		(-13,507.35)			18,956.84	-25,987.56	6-6,476.63
	1974		(9,752.15)			42,947.99		6-33,195.84
	1973		(26,571.14)				5,108.99	
	PRIOR YEARS		(213,158.63)			-21,462.15	186,978.17	48,860.04
	SUBTOTAL TRANSITION QUARTER		(611,756.09)	4,642,000.00		4,950,889.47	237,989.97	64,876.65
ACCOUNTS RECEIVABLE			152,210.38				-246,255.25	398,465.63
UNFILLED CUSTOMER ORDERS			2,454,709.57				-2,247,455.88	4,702,165.45
FUND EQUITIES:								
UNOBLIGATED BALANCE			-28,175.86				-14,477.24	7-13,698.62
ACCOUNTS PAYABLE			-887,083.68				-116,601.51	-770,482.17
UNDELIVERED ORDERS			-2,838,279.22				1,543,047.72	-4,381,326.94
	SUBTOTAL 75	0846	-0-	23,012,000.00		23,855,752.19	-843,752.19	-0-
RESEARCH RESOURCES, NATIONAL INSTITUTES OF HEALTH								
FUND RESOURCES:								
UNDISBURSED FUNDS	1976 75	0848		130,265,000.00		66,994,439.76		(63,270,560.24)
	1975		67,124,506.91			65,922,065.65		(1,202,441.26)
	1974		82,400.71			-3,716,959.95		(3,799,360.66)
	1973-74		131,905.32			-228,441.73		(360,347.05)
	PRIOR YEARS		483,923.49			-536,358.59		(1,020,282.08)
	SUBTOTAL FY 1976		67,822,736.43	130,265,000.00		128,434,745.14		(69,652,991.29)
TRANSITION QUARTER UNDISBURSED FUNDS	1976 75	0848	(63,270,560.24)	20,282,000.00		30,863,688.50	28,913.14	52,659,958.60
	1975		(1,202,441.26)			35,942.04	-69,223.87	1,235,723.09
	1974		(3,799,360.66)			-180,947.31	-16,130.71	
	1973-74		(360,347.05)			-3,996,438.68	-16,130.71	
	PRIOR YEARS		(1,020,282.08)			-615,263.50	40.52	
	SUBTOTAL TRANSITION QUARTER		(69,652,991.29)	20,282,000.00		28,877,054.84	914,149.61	6,304,506.07
ACCOUNTS RECEIVABLE			6,966,371.96				857,748.69	60,200,187.76
UNFILLED CUSTOMER ORDERS							2,089,859.41	4,876,512.55
FUND EQUITIES:							-916,004.00	916,004.00
ACCOUNTS PAYABLE			-14,252,506.70				-6,435,257.74	-7,817,248.96
UNDELIVERED ORDERS			-60,536,601.69				-2,361,146.34	-58,175,455.35
	SUBTOTAL 75	0848	-0-	150,547,000.00		157,311,799.98	-6,764,799.98	-0-

FOOTNOTES AT END OF CHAPTER



Appropriations, Outlays, and Balances - Continued

Appropriation or Fund Account		Account symbol			Balances beginning of fiscal year 1/	Appropriations and other obligational authority 2/	Transfers, borrowings, and investments (net) 3/	Outlays (net)	Balances withdrawn and other transactions 4/	Balances end of fiscal year 5/
Title	Period of availability	Dept. No.	Account No.	Sub. No.						
NATIONAL INSTITUTES OF HEALTH-CONTINUED										
GENERAL FUND ACCOUNTS-CONTINUED										
NATIONAL CANCER INSTITUTE, NATIONAL INSTITUTES OF HEALTH										
FUND RESOURCES:										
UNDISBURSED FUNDS	NO YEAR	75	0849		- - - - -	\$25,000,000.00	- - - - -	\$9,647,649.36	- - - - -	(\$15,352,350.64)
	1976				- - - - -	736,727,000.00	- - - - -	279,909,584.53	- - - - -	(456,817,415.47)
	1975				\$478,733,142.39	- - - - -	- - - - -	413,103,152.77	- - - - -	(65,629,989.62)
	1974-75				11,680,527.26	- - - - -	- - - - -	7,751,853.29	- - - - -	(3,928,673.97)
	1974				45,191,163.97	- - - - -	- - - - -	36,095,522.19	- - - - -	(9,095,641.78)
	1973-74				11,706,438.49	- - - - -	- - - - -	1,760,087.47	- - - - -	(9,946,351.02)
	PRIOR YEARS				3,556,368.68	- - - - -	- - - - -	-5,763,547.74	- - - - -	(9,319,916.42)
	SUBTOTAL FY 1976				550,867,640.79	761,727,000.00	- - - - -	742,504,301.87	- - - - -	(570,090,338.92)
TRANSITION QUARTER										
UNDISBURSED FUNDS	NO YEAR	75	0849		(15,352,350.64)	- - - - -	- - - - -	594,876.88	- - - - -	14,757,473.76
	1976				(456,817,415.47)	152,901,000.00	- - - - -	190,501,515.82	\$184,006.39	419,032,893.26
	1975				(65,629,989.62)	- - - - -	- - - - -	20,812,188.69	2,316,682.81	42,501,118.12
	1974-75				(3,928,673.97)	- - - - -	- - - - -	-251,833.15	862,457.20	3,318,049.92
	1974				(9,095,641.78)	- - - - -	-5,717,407.75	2,686,498.21	691,735.82	- - - - -
	1973-74				(9,946,351.02)	- - - - -	-4,611,689.21	5,790,196.41	-455,534.60	- - - - -
	PRIOR YEARS				(9,319,916.42)	- - - - -	10,329,096.96	231,219.73	1,297,375.66	18,120,417.99
	SUBTOTAL TRANSITION QUARTER				(570,090,338.92)	152,901,000.00	- - - - -	220,364,662.59	4,896,723.28	497,729,953.05
ACCOUNTS RECEIVABLE					12,885,119.59	- - - - -	- - - - -	- - - - -	-15,156,650.41	28,041,770.00
UNFILLED CUSTOMER ORDERS					- - - - -	- - - - -	- - - - -	- - - - -	-155,000.00	155,000.00
FUND EQUITIES:										
UNOBLIGATED BALANCE					- - - - -	- - - - -	- - - - -	- - - - -	726.81	-726.81
ACCOUNTS PAYABLE					-105,050,856.57	- - - - -	- - - - -	- - - - -	-26,058,317.67	-78,992,538.90
UNDELIVERED ORDERS					-458,701,903.81	- - - - -	- - - - -	- - - - -	-11,768,446.47	-446,933,457.34
	SUBTOTAL 75		0849		-0-	914,628,000.00	- - - - -	962,868,964.46	-48,240,964.46	-0-
NATIONAL INSTITUTE OF GENERAL MEDICAL SCIENCES, NATIONAL INSTITUTES OF HEALTH										
FUND RESOURCES:										
UNDISBURSED FUNDS	1976	75	0851		- - - - -	187,312,000.00	- - - - -	61,530,977.40	- - - - -	(125,781,022.60)
	1975				156,659,512.92	- - - - -	- - - - -	152,731,310.93	- - - - -	(3,928,201.99)
	1973-75				790,612.90	- - - - -	- - - - -	666,086.45	- - - - -	(124,526.45)
	1974				15,790,581.50	- - - - -	- - - - -	11,764,092.23	- - - - -	(4,026,489.27)
	1973-74				79,236.71	- - - - -	- - - - -	-619,636.86	- - - - -	(698,873.57)
	PRIOR YEARS				1,054,250.47	- - - - -	- - - - -	-2,661,093.79	- - - - -	(3,715,344.26)
	SUBTOTAL FY 1976				174,374,194.50	187,312,000.00	- - - - -	223,411,736.36	- - - - -	(138,274,458.14)
TRANSITION QUARTER										
UNDISBURSED FUNDS	1976	75	0851		(125,781,022.60)	34,078,000.00	- - - - -	52,231,774.20	751,883.73	106,875,364.67
	1975				(3,928,201.99)	- - - - -	- - - - -	1,095,972.19	1,534,351.71	1,297,878.09
	1973-75				(124,526.45)	- - - - -	- - - - -	23,239.51	51,383.68	49,903.26
	1974				(4,026,489.27)	- - - - -	-3,212,770.49	231,572.01	582,146.77	- - - - -
	1973-74				(698,873.57)	- - - - -	-594,533.20	-53,805.05	158,145.42	- - - - -
	PRIOR YEARS				(3,715,344.26)	- - - - -	3,807,303.69	222,487.43	2,386,098.98	4,914,061.54
	SUBTOTAL TRANSITION QUARTER				(138,274,458.14)	34,078,000.00	- - - - -	53,751,240.29	5,464,010.29	113,137,207.56
ACCOUNTS RECEIVABLE					740,772.49	- - - - -	- - - - -	- - - - -	-4,753,440.50	5,494,212.99
ACCOUNTS PAYABLE					-42,335,515.11	- - - - -	- - - - -	- - - - -	-33,381,617.26	-8,953,897.85
UNDELIVERED ORDERS					-132,779,451.88	- - - - -	- - - - -	- - - - -	-23,101,929.18	-109,677,522.70
	SUBTOTAL 75		0851		-0-	221,390,000.00	- - - - -	277,162,976.65	-55,772,976.65	-0-
NATIONAL INSTITUTE OF ENVIRONMENTAL HEALTH SCIENCES, NATIONAL INSTITUTES OF HEALTH										
FUND RESOURCES:										
UNDISBURSED FUNDS	1976	75	0862		- - - - -	37,660,000.00	- - - - -	19,952,282.86	- - - - -	(17,707,717.14)
	1975				25,096,225.67	- - - - -	- - - - -	23,308,766.31	- - - - -	(1,787,459.36)
	1973-75				462,327.52	- - - - -	- - - - -	438,876.45	- - - - -	(23,451.07)
	1974				2,725,087.19	- - - - -	- - - - -	2,338,241.48	- - - - -	(386,845.71)
	1973-74				28,175.00	- - - - -	- - - - -	-292,388.03	- - - - -	(320,563.03)
	PRIOR YEARS				1,324,833.07	- - - - -	- - - - -	529,840.34	- - - - -	(794,992.73)
	SUBTOTAL FY 1976				29,636,648.45	37,660,000.00	- - - - -	46,275,619.41	- - - - -	(21,021,029.04)
TRANSITION QUARTER										
UNDISBURSED FUNDS	1976	75	0862		(17,707,717.14)	8,743,000.00	- - - - -	8,157,232.35	148,185.47	18,145,259.32
	1975				(1,787,459.36)	- - - - -	- - - - -	477,029.35	225,892.72	1,084,537.29
	1973-75				(23,451.07)	- - - - -	- - - - -	-30,916.54	23,451.07	30,916.54
	1974				(386,845.71)	- - - - -	-392,988.89	662.02	-6,805.20	- - - - -
	1973-74				(320,563.03)	- - - - -	-319,381.85	-8,595.17	9,776.35	- - - - -
	PRIOR YEARS				(794,992.73)	- - - - -	712,370.74	-25,302.75	792,634.68	740,031.54
	SUBTOTAL TRANSITION QUARTER				(21,021,029.04)	8,743,000.00	- - - - -	8,570,109.26	1,193,135.09	20,000,784.69
ACCOUNTS RECEIVABLE					486,226.49	- - - - -	- - - - -	- - - - -	-432,141.83	918,368.32
UNFILLED CUSTOMER ORDERS					146,277.42	- - - - -	- - - - -	- - - - -	-55,357.58	201,635.00

FUND EQUITIES:									
ACCOUNTS PAYABLE			-10,554,047.56					-7,943,478.14	-2,610,569.42
UNDELIVERED ORDERS			-19,715,104.80				-1,204,886.21	-18,510,218.59	
SUBTOTAL 75 0862			-0-	46,403,000.00		54,845,728.67	-8,442,728.67	-0-	
NATIONAL HEART AND LUNG INSTITLTE, NATIONAL INSTITUTES OF HEALTH									
FUND RESOURCES:									
UNDISBURSED FUNDS									
	1976 75	0872		370,013,000.00		140,424,719.62			(229,588,280.38)
	1975		235,293,348.04			205,045,771.21			(30,247,576.83)
	1973-75		2,299,705.32			2,243,853.27			(55,852.05)
	1974		27,696,348.30			19,385,619.79			(8,310,728.51)
	1973-74		7,973,782.03			6,200,703.08			(1,773,078.95)
	PRIOR YEARS		4,788,648.06			1,317,699.51			(3,470,948.55)
	SUBTOTAL FY 1976		278,051,831.75	370,013,000.00		374,618,366.48			(273,446,465.27)
TRANSITION QUARTER									
UNDISBURSED FUNDS									
	1976 75	0872	(229,588,280.38)	58,763,000.00		94,964,331.53	369,694.05		193,017,254.80
	1975		(30,247,576.83)			6,733,615.19	1,177,471.17		22,336,490.47
	1973-75		(55,852.05)			102,212.20			6-46,360.15
	1974		(8,310,728.51)			2,596,112.74	438,898.79		
	1973-74		(1,773,078.95)			878,154.74	239,346.63		
	PRIOR YEARS		(3,470,948.55)			896,491.44	1,102,525.51		7,403,226.16
	SUBTOTAL TRANSITION QUARTER		(273,446,465.27)	58,763,000.00		106,170,917.84	3,327,936.15		222,710,611.28
			990,179.18				-5,174,080.40		6,164,259.58
ACCOUNTS RECEIVABLE							-772,781.00		72,781.00
UNFILLED CUSTOMER ORDERS									
FUND EQUITIES:									
UNOBLIGATED BALANCE									
ACCOUNTS PAYABLE			-77,293,999.67					2,187.06	7-2,187.06
UNDELIVERED ORDERS			-201,748,011.26					-45,557,229.80	-31,736,769.87
SUBTOTAL 75 0872			-0-	428,776,000.00		480,789,284.32	-52,013,284.32	-3,839,316.33	-197,908,694.93
NATIONAL INSTITUTE OF DENTAL RESEARCH, NATIONAL INSTITUTES OF HEALTH									
FUND RESOURCES:									
UNDISBURSED FUNDS									
	1976 75	0873		51,291,000.00		21,444,197.60			(29,846,802.40)
	1975		36,229,311.95			33,734,966.16			(2,494,345.79)
	1974		2,946,561.61			1,761,844.07			(1,184,717.54)
	1973-74		256,055.54			198,323.24			(57,732.30)
	PRIOR YEARS		2,035,143.80			1,667,808.96			(367,334.84)
	SUBTOTAL FY 1976		41,467,072.90	51,291,000.00		58,807,140.03			(33,950,932.87)
TRANSITION QUARTER									
UNDISBURSED FUNDS									
	1976 75	0873	(29,846,802.40)	7,854,000.00		12,219,093.68	117,770.89		25,363,937.83
	1975		(2,494,345.79)			378,477.87	353,880.33		1,761,987.59
	1974		(1,184,717.54)			109,259.59	271,735.42		
	1973-74		(57,732.30)			-6,768.05	-5,333.44		
	PRIOR YEARS		(367,334.84)			873,556.32	-297,078.13		1,417,632.48
	SUBTOTAL TRANSITION QUARTER		(33,950,932.87)	7,854,000.00		12,402,984.96	858,390.01		28,543,557.90
			344,466.29				-797,001.20		1,141,467.49
ACCOUNTS RECEIVABLE									
UNFILLED CUSTOMER ORDERS									
FUND EQUITIES:									
ACCOUNTS PAYABLE			-10,743,806.15					-6,829,241.93	-3,914,564.22
UNDELIVERED ORDERS			-31,067,733.04					-5,297,271.87	-25,770,461.17
SUBTOTAL 75 0873			-0-	59,145,000.00		71,210,124.99	-12,065,124.99		-0-
NATIONAL INSTITUTE OF ARTHRITIS, METABOLISM, AND DIGESTIVE DISEASES, NATIONAL INSTITUTES OF HEALTH									
FUND RESOURCES:									
UNDISBURSED FUNDS									
	1976 75	0884		179,516,000.00		79,869,426.73			(99,646,573.27)
	1975		117,446,192.42			113,590,057.65			(3,856,134.77)
	1973-75		33,577.50			19,438.50			(14,139.00)
	1974		6,747,947.31			3,218,348.17			(3,529,599.14)
	1973-74		261,843.71			-227,184.82			(489,028.53)
	PRIOR YEARS		3,050,310.64			2,267,789.62			(782,521.02)
	SUBTOTAL FY 1976		127,539,871.58	179,516,000.00		198,737,875.85			(108,317,995.73)
TRANSITION QUARTER									
UNDISBURSED FUNDS									
	1976 75	0884	(99,646,573.27)	43,719,000.00		50,369,817.33	89,578.29		92,906,177.65
	1975		(3,856,134.77)			-149,972.81	1,782,003.08		2,224,104.50
	1973-75		(14,139.00)						14,139.00
	1974		(3,529,599.14)			373,262.20	1,201,766.51		
	1973-74		(489,028.53)			-27,228.41	464,151.61		
	PRIOR YEARS		(782,521.02)			2,006,675.76	475,877.42		2,113,021.28
	SUBTOTAL TRANSITION QUARTER		(108,317,995.73)	43,719,000.00		51,041,755.73	3,737,797.57		97,257,442.43
			674,155.81				-4,447,260.23		5,121,416.04
ACCOUNTS RECEIVABLE									
UNFILLED CUSTOMER ORDERS									
FUND EQUITIES:									
ACCOUNTS PAYABLE			-32,012,676.99					-22,255,497.71	-9,757,179.28
UNDELIVERED ORDERS			-96,201,350.40					-3,579,671.21	-92,621,679.19
SUBTOTAL 75 0884			-0-	223,235,000.00		249,779,631.58	-26,544,631.58		-0-

FOOTNOTES AT END OF CHAPTER

Appropriations, Outlays, and Balances - Continued

Appropriation or Fund Account		Account symbol			Balances beginning of fiscal year 1/	Appropriations and other obligational authority 2/	Transfers, borrowings, and investments (net) 3/	Outlays (net)	Balances withdrawn and other transactions 4/	Balances end of fiscal year 5/
Title	Period of availability	Dept. Reg.	Account No. Tr From	Sub. No.						
NATIONAL INSTITUTES OF HEALTH-CONTINUED										
GENERAL FUND ACCOUNTS-CONTINUED										
NATIONAL INSTITUTE OF ALLERGY AND INFECTIOUS DISEASES, NATIONAL INSTITUTES OF HEALTH										
FUND RESOURCES:										
UNDISBURSED FUNDS	1976	75	0885		- - - - -	\$126,852,000.00	- - - - -	\$52,485,040.61	- - - - -	( \$74,366,959.39)
	1975				\$80,487,075.13	- - - - -	- - - - -	75,727,678.55	- - - - -	( 4,759,396.58)
	1973-75				9,883.50	- - - - -	- - - - -	9,883.50	- - - - -	- - - - -
	1974				6,561,185.01	- - - - -	- - - - -	3,964,221.10	- - - - -	( 2,596,963.91)
	1973-74				250,846.77	- - - - -	- - - - -	107,522.42	- - - - -	( 143,324.35)
	PRIOR YEARS				3,041,472.25	- - - - -	- - - - -	1,752,830.17	- - - - -	( 1,288,642.08)
	SUBTOTAL FY 1976				90,350,462.66	126,852,000.00	- - - - -	134,047,176.35	- - - - -	( 83,155,286.31)
TRANSITION QUARTER										
UNDISBURSED FUNDS	1976	75	0885		( 74,366,959.39)	27,638,000.00	- - - - -	38,492,478.77	\$37,574.55	63,474,906.07
	1975				( 4,759,396.58)	- - - - -	- - - - -	1,330,586.05	768,531.57	2,660,278.96
	1973-75				- - - - -	- - - - -	- - - - -	- - - - -	- - - - -	- - - - -
	1974				( 2,596,963.91)	- - - - -	- \$1,624,046.85	38,047.96	934,869.10	- - - - -
	1973-74				( 143,324.35)	- - - - -	- 176,055.21	- 27,012.22	- 5,718.64	- - - - -
	PRIOR YEARS				( 1,288,642.08)	- - - - -	1,800,102.06	92,493.49	609,241.23	2,387,009.42
	SUBTOTAL TRANSITION QUARTER				( 83,155,286.31)	27,638,000.00	- - - - -	39,926,594.05	2,344,497.81	68,522,194.45
ACCOUNTS RECEIVABLE					798,333.12	- - - - -	- - - - -	- - - - -	- 2,017,694.56	2,816,027.68
UNFILLED CUSTOMER ORDERS					116,047.99	- - - - -	- - - - -	- - - - -	- 341,485.46	457,533.45
FUND EQUITIES:										
ACCOUNTS PAYABLE					- 24,825,818.81	- - - - -	- - - - -	- - - - -	- 15,911,581.10	- 8,914,237.71
UNDELIVERED ORDERS					- 66,439,024.96	- - - - -	- - - - -	- - - - -	- 3,557,507.09	- 62,881,517.87
	SUBTOTAL 75	0885			- 0-	154,490,000.00	- - - - -	173,973,770.40	- 19,483,770.40	- 0-
NATIONAL INSTITUTE OF NEUROLOGICAL AND COMMUNICATIVE DISORDERS AND STROKES, NATIONAL INSTITUTES OF HEALTH										
FUND RESOURCES:										
UNDISBURSED FUNDS	1976	75	0886		- - - - -	144,446,000.00	- - - - -	70,546,157.31	- - - - -	( 73,899,842.69)
	1975				92,132,346.36	- - - - -	- - - - -	84,926,190.66	- - - - -	( 7,206,155.70)
	1973-75				8,224.03	- - - - -	- - - - -	8,224.03	- - - - -	- - - - -
	1974				8,900,073.57	- - - - -	- - - - -	4,639,857.09	- - - - -	( 4,260,216.48)
	1973-74				3,815,653.14	- - - - -	- - - - -	3,492,260.29	- - - - -	( 323,392.85)
	PRIOR YEARS				1,937,507.08	- - - - -	- - - - -	- 20,639.15	- - - - -	( 1,958,146.23)
	SUBTOTAL FY 1976				106,793,804.18	144,446,000.00	- - - - -	163,592,050.23	- - - - -	( 87,647,753.95)
TRANSITION QUARTER										
UNDISBURSED FUNDS	1976	75	0886		( 73,899,842.69)	34,272,000.00	- - - - -	32,978,374.59	62,549.20	75,130,918.90
	1975				( 7,206,155.70)	- - - - -	- - - - -	2,313,670.22	682,579.94	4,209,905.54
	1973-75				- - - - -	- - - - -	- - - - -	- - - - -	- - - - -	- - - - -
	1974				( 4,260,216.48)	- - - - -	- 3,350,801.87	204,624.30	704,790.31	- - - - -
	1973-74				( 323,392.85)	- - - - -	- 114,964.84	- 114,964.84	227,257.14	- - - - -
	PRIOR YEARS				( 1,958,146.23)	- - - - -	3,561,902.42	471,483.95	992,991.22	4,055,573.48
	SUBTOTAL TRANSITION QUARTER				( 87,647,753.95)	34,272,000.00	- - - - -	35,853,188.22	2,670,167.81	83,396,367.92
ACCOUNTS RECEIVABLE					1,088,124.12	- - - - -	- - - - -	- - - - -	- 3,283,145.11	4,371,269.23
FUND EQUITIES:										
ACCOUNTS PAYABLE					- 29,703,051.88	- - - - -	- - - - -	- - - - -	- 18,139,851.82	- 11,563,200.06
UNDELIVERED ORDERS					- 78,178,876.42	- - - - -	- - - - -	- - - - -	- 1,974,409.33	- 76,204,467.09
	SUBTOTAL 75	0886			- 0-	178,718,000.00	- - - - -	199,445,238.45	- 20,727,238.45	- 0-
NATIONAL EYE INSTITUTE, NATIONAL INSTITUTES OF HEALTH										
FUND RESOURCES:										
UNDISBURSED FUNDS	1976	75	0887		- - - - -	50,212,000.00	- - - - -	19,012,743.14	- - - - -	( 31,199,256.86)
	1975				31,416,661.26	- - - - -	- - - - -	29,784,789.70	- - - - -	( 1,631,871.56)
	1973-75				2,201.02	- - - - -	- - - - -	2,201.02	- - - - -	- - - - -
	1974				3,305,282.90	- - - - -	- - - - -	2,249,125.89	- - - - -	( 1,056,157.01)
	1973-74				182,711.89	- - - - -	- - - - -	82,506.52	- - - - -	( 100,205.37)
	PRIOR YEARS				1,294,911.64	- - - - -	- - - - -	779,585.02	- - - - -	( 515,326.62)
	SUBTOTAL FY 1976				36,201,768.71	50,212,000.00	- - - - -	51,910,951.29	- - - - -	( 34,502,817.42)
TRANSITION QUARTER										
UNDISBURSED FUNDS	1976	75	0887		( 31,199,256.86)	9,519,000.00	- - - - -	12,679,467.22	461,251.86	27,577,537.78
	1975				( 1,631,871.56)	- - - - -	- - - - -	311,312.07	317,573.47	1,002,986.02
	1973-75				- - - - -	- - - - -	- - - - -	- - - - -	- - - - -	- - - - -
	1974				( 1,056,157.01)	- - - - -	- 425,735.89	188,953.83	441,467.29	- - - - -
	1973-74				( 100,205.37)	- - - - -	- 31,166.01	- 2,911.78	71,951.14	- - - - -
	PRIOR YEARS				( 515,326.62)	- - - - -	456,901.90	- 84,926.00	104,709.21	952,445.31
	SUBTOTAL TRANSITION QUARTER				( 34,502,817.42)	9,519,000.00	- - - - -	13,091,895.34	1,396,952.97	29,532,969.11
ACCOUNTS RECEIVABLE					143,714.00	- - - - -	- - - - -	- - - - -	- 418,321.86	562,035.86
FUND EQUITIES:										
ACCOUNTS PAYABLE					- 9,298,140.88	- - - - -	- - - - -	- - - - -	- 7,000,278.05	- 2,297,862.83
UNDELIVERED ORDERS					- 27,047,341.83	- - - - -	- - - - -	- - - - -	749,800.31	- 27,797,142.14
	SUBTOTAL 75	0887			- 0-	59,731,000.00	- - - - -	65,002,846.63	- 5,271,846.63	- 0-

BUILDINGS AND FACILITIES, NATIONAL INSTITUTES OF HEALTH									
FUND RESOURCES:									
UNDISBURSED FUNDS	NO YEAR 75	0838	26,389,498.27	54,000,000.00	-94,223.68	7,749,188.03	-	-	(72,546,086.56)
TRANSFER TO:									
GENERAL SERVICES ADMINISTRATION	NO YEAR 47 75	0838	389,139.83	-	94,223.68	437,169.98	-	-	(46,193.53)
	SUBTOTAL FY 1976		26,778,638.10	54,000,000.00	-	8,186,358.01	-	-	(72,592,280.09)
TRANSITION QUARTER									
UNDISBURSED FUNDS	NO YEAR 75	0838	(72,546,086.56)	750,000.00	-20,808,000.00	2,193,270.76	-	-	50,294,815.80
TRANSFER TO:									
GENERAL SERVICES ADMINISTRATION	NO YEAR 47 75	0838	(46,193.53)	-	20,808,000.00	-71.64	-	-	20,854,265.17
	SUBTOTAL TRANSITION QUARTER		(72,592,280.09)	750,000.00	-	2,193,199.12	-	-	71,149,080.97
ACCOUNTS RECEIVABLE									
FUND EQUITIES:									
UNOBLIGATED BALANCE									
ACCOUNTS PAYABLE									
UNDELIVERED ORDERS									
	SUBTOTAL 75	0838	-12,207,256.79	54,750,000.00	-	10,379,557.13	44,370,442.87	-	-10,531,071.56
			-0-						-0-
INTRAGOVERNMENTAL FUNDS									
GENERAL RESEARCH SUPPORT GRANTS, NATIONAL INSTITUTES OF HEALTH									
FUND RESOURCES:									
UNDISBURSED FUNDS	PRIOR YEARS 75	3968	240,268.74	-	-	-839,627.91	-	-	(1,079,896.65)
	SUBTOTAL FY 1976		240,268.74	-	-	-839,627.91	-	-	(1,079,896.65)
TRANSITION QUARTER									
UNDISBURSED FUNDS	PRIOR YEARS 75	3968	(1,079,896.65)	-	-	62,158.02	-304,809.30	-	1,322,547.93
	SUBTOTAL TRANSITION QUARTER		(1,079,896.65)	-	-	62,158.02	-304,809.30	-	1,322,547.93
ACCOUNTS RECEIVABLE									
FUND EQUITIES:									
ACCOUNTS PAYABLE									
UNDELIVERED ORDERS									
	SUBTOTAL 75	3968	-660,729.75	-	-	-777,469.89	1,036,992.66	-	-1,697,722.41
			-0-				777,469.89	-	-0-
MANAGEMENT FUND, NATIONAL INSTITUTES OF HEALTH									
FUND RESOURCES:									
UNDISBURSED FUNDS	1976 75	3966	-	-	-	-12,516,819.43	-	-	(12,516,819.43)
	1975		13,459,104.26	-	-	11,120,165.88	-	-	(2,338,938.38)
	1974		2,613,535.96	-	-	1,323,268.50	-	-	(1,290,267.46)
	PRIOR YEARS		961,832.51	-	-	941.90	-	-	(960,890.61)
	SUBTOTAL FY 1976		17,034,472.73	-	-	-72,443.15	-	-	(17,106,915.88)
TRANSITION QUARTER									
UNDISBURSED FUNDS	1976 75	3966	(12,516,819.43)	-	-	-813,550.35	85,428.00	-	13,244,941.78
	1975		(2,338,938.38)	-	-	652,030.59	200,796.50	-	1,486,111.29
	1974		(1,290,267.46)	-	-	352,092.50	476,929.62	-	-
	PRIOR YEARS		(960,890.61)	-	-	461,245.34	547,923.97	-	858,767.57
	SUBTOTAL TRANSITION QUARTER		(17,106,915.88)	-	-	206,017.15	1,311,078.09	-	15,589,820.64
ACCOUNTS RECEIVABLE									
UNFILLED CUSTOMER ORDERS									
FUND EQUITIES:									
ACCOUNTS PAYABLE									
UNDELIVERED ORDERS									
	SUBTOTAL 75	3966	-16,684,912.59	-	-	-	-1,035,374.10	-	-15,649,538.49
			-11,302,626.95	-	-	-	-264,765.51	-	-11,037,861.44
			-0-	-	-	133,574.00	-133,574.00	-	-0-
GRANTS MANAGEMENT FUND, NATIONAL INSTITUTES OF HEALTH									
FUND RESOURCES:									
UNDISBURSED FUNDS	NO YEAR 75	3965	59,881.42	-	-	2,950,398.60	-	-	(-2,890,517.18)
	SUBTOTAL FY 1976		59,881.42	-	-	2,950,398.60	-	-	(-2,890,517.18)
TRANSITION QUARTER									
UNDISBURSED FUNDS	NO YEAR 75	3965	(-2,890,517.18)	-	-	-156,154,818.24	-	-	153,264,301.06
	SUBTOTAL TRANSITION QUARTER		(-2,890,517.18)	-	-	-156,154,818.24	-	-	153,264,301.06
FUND EQUITIES:									
ACCOUNTS PAYABLE									
	SUBTOTAL 75	3965	-59,881.42	-	-	-153,204,419.64	153,204,419.64	-	-153,264,301.06
			-0-	-	-			-	-0-
CONSOLIDATED WORKING FUND, HEALTH, EDUCATION, AND WELFARE, NATIONAL INSTITUTES OF HEALTH									
FUND RESOURCES:									
UNDISBURSED FUNDS	NO YEAR 75	3908	3,618,771.51	-	-	-5,323,579.55	-	-	(8,942,351.06)
	SUBTOTAL FY 1976		3,618,771.51	-	-	-5,323,579.55	-	-	(8,942,351.06)
TRANSITION QUARTER									
UNDISBURSED FUNDS	NO YEAR 75	3908	(8,942,351.06)	-	-	174,252.80	-	-	8,768,098.26
	SUBTOTAL TRANSITION QUARTER		(8,942,351.06)	-	-	174,252.80	-	-	8,768,098.26
ACCOUNTS RECEIVABLE									
UNFILLED CUSTOMER ORDERS									
FUND EQUITIES:									
UNOBLIGATED BALANCE									
ACCOUNTS PAYABLE									
UNDELIVERED ORDERS									
	SUBTOTAL 75	3908	-2,858,721.50	-	-	-	-2,858,250.75	-	-470.75
			-3,618,771.51	-	-	-	5,150,818.14	-	-8,769,589.65
			-718,927.51	-	-	-	3,844,346.03	-	-4,563,273.54
			-0-	-	-	-5,149,326.75	5,149,326.75	-	-0-

Appropriations, Outlays, and Balances - Continued

Appropriation or Fund Account		Account symbol			Balances beginning of fiscal year 1/	Appropriations and other obligatory authority 2/	Transfers, borrowings, and investments (net) 3/	Outlays (net)	Balances withdrawn and other transactions 4/	Balances end of fiscal year 5/
Title	Period of availability	Dept. Reg.	Account No. Tr From	Sub. No.						
NATIONAL INSTITUTES OF HEALTH-CONTINUED										
INTRAGOVERNMENTAL FUNDS-CONTINUED										
SERVICE AND SUPPLY FUND, NATIONAL INSTITUTES OF HEALTH										
FUND RESOURCES:										
UNDISBURSED FUNDS	NO YEAR 75		4554		\$6,707,511.48	-	-	\$4,061,370.28	-	( \$2,646,141.20)
	SUBTOTAL FY 1976				6,707,511.48	-	-	4,061,370.28	-	(2,646,141.20)
TRANSITION QUARTER										
UNDISBURSED FUNDS	NO YEAR 75		4554		(2,646,141.20)	-	-	-1,244,998.71	-	3,891,139.91
	SUB TOTAL TRANSITION QUARTER				(2,646,141.20)	-	-	-1,244,998.71	-	3,891,139.91
ACCOUNTS RECEIVABLE UNFILLED CUSTOMER ORDERS					5,730,076.02	-	-	-	-7,263,359.27	12,993,435.29
					8,803,072.98	-	-	-	723,668.32	8,079,404.66
FUND EQUITIES:										
UNOBLIGATED BALANCE					-2,721,060.95	-	-	-	-198,070.45	-2,522,950.50
ACCOUNTS PAYABLE					-9,716,526.55	-	-	-	4,645,058.15	-14,361,584.70
UNDELIVERED ORDERS					-8,803,072.98	-	-	-	-723,668.32	-8,079,404.66
	SUBTOTAL 75		4554		-0-	-	-	2,816,371.57	-2,816,371.57	-0-
TOTAL, NATIONAL INSTITUTES OF HEALTH FY 1976 . . . . .					-	\$2,302,126,000.00	-	2,349,288,570.65	-	-
TOTAL, NATIONAL INSTITUTES OF HEALTH T.Q. . . . .					-	439,107,000.00	-	471,704,021.11	-79,759,591.76	-
ALCOHOL, DRUG ABUSE, AND MENTAL HEALTH ADMINISTRATION										
GENERAL FUND ACCOUNTS										
ALCOHOL, DRUG ABUSE, AND MENTAL HEALTH, ALCOHOL, DRUG ABUSE, AND MENTAL HEALTH ADMINISTRATION										
FUND RESOURCES:										
UNDISBURSED FUNDS	NO YEAR 75		1361		3,552,166.04	-	\$117,040.50	1,270,200.98	-	(2,399,005.56)
	1976				-	813,402,000.00	-	208,225,363.65	-	(605,176,636.35)
	1975-76				14,250,000.00	-	-160,000.00	71,025.00	-	(14,018,975.00)
	1975				687,492,164.87	-	-	583,511,610.69	-	(103,980,554.18)
	1974-75				13,765,713.37	-	-	2,185,502.77	-	(11,580,210.60)
	1973-75				15,528,660.77	-	-	12,659,396.79	-	(2,869,263.98)
	1974				111,294,426.12	-	-	61,732,462.98	-	(49,561,963.14)
	1973-74				37,374,005.84	-	-	13,344,681.49	-	(24,029,324.35)
	PRIOR YEARS				50,118,186.75	-	-	-6,474,843.82	-	(56,593,030.57)
TRANSFER TO:										
JUSTICE	NO YEAR 15 75		1361		285,626.84	-	-	284,802.09	-	(824.75)
GENERAL SERVICES ADMINISTRATION	NO YEAR 47 75		1361		3,642,968.18	-	-117,040.50	2,470,213.94	-	(1,055,713.74)
	SUBTOTAL FY 1976				937,303,918.78	813,402,000.00	-160,000.00	879,280,416.56	-	(871,265,502.22)
TRANSITION QUARTER										
UNDISBURSED FUNDS	NO YEAR 75		1361		(2,399,005.56)	-	-141,000.00	416,179.39	-	1,841,826.17
	1976				(605,176,636.35)	117,363,000.00	-	229,773,380.98	894,030.47	491,872,224.90
	1975-76				(14,018,975.00)	-	-	327,441.13	149,106.03	13,542,427.84
	1975				(103,980,554.18)	-	-	25,756,712.19	-1,714,048.62	79,937,890.61
	1974-75				(11,580,210.60)	-	-	560,006.41	378,858.13	10,641,346.06
	1973-75				(2,869,263.98)	-	-	-282,597.51	829.22	3,151,032.27
	1974				(49,561,963.14)	-	-52,691,499.77	-3,129,536.63	-	-
	1973-74				(24,029,324.35)	-	-17,803,622.04	1,007,285.94	5,218,416.37	-
	PRIOR YEARS				(56,593,030.57)	-	70,495,121.81	-1,416,222.93	24,769,864.51	103,734,510.80
TRANSFER TO:										
JUSTICE	NO YEAR 15 75		1361		(824.75)	-	-	824.75	-	-
GENERAL SERVICES ADMINISTRATION	NO YEAR 47 75		1361		(1,055,713.74)	-	141,000.00	494,710.84	-	702,002.90
	SUBTOTAL TRANSITION QUARTER				(871,265,502.22)	117,363,000.00	-	253,508,184.56	29,697,056.11	705,423,261.55
ACCOUNTS RECEIVABLE					30,070,880.06	-	-	-9,844,498.66	-	39,915,378.72
FUND EQUITIES:										
UNOBLIGATED BALANCE					-17,207,959.29	-	-	-	-16,079,406.88	-1,128,552.41
ACCOUNTS PAYABLE					-189,727,767.89	-	-	-	-113,610,505.64	-76,117,262.25
UNDELIVERED ORDERS					-760,439,071.66	-	-	-	-92,346,246.05	-668,092,825.61
	SUBTOTAL 75		1361		-0-	930,765,000.00	-160,000.00	1,132,788,601.12	-202,183,601.12	-0-
BUILDINGS AND FACILITIES, SAINT ELIZABETHS HOSPITAL, ALCOHOL, DRUG ABUSE, AND MENTAL HEALTH ADMINISTRATION										
FUND RESOURCES:										
UNDISBURSED FUNDS	NO YEAR 75		1312		-	10,600,000.00	-	-	-	(10,600,000.00)
	SUBTOTAL FY 1976				-	10,600,000.00	-	-	-	(10,600,000.00)

TRANSITION QUARTER UNDISBURSED FUNDS	NO YEAR 75	1312	(10,600,000.00)			286,467.68		10,313,532.32
	SUBTOTAL TRANSITION QUARTER		(10,600,000.00)			286,467.68		10,313,532.32
FUND EQUITIES:								
UNOBLIGATED BALANCE							9,281,038.61	-9,281,038.61
ACCOUNTS PAYABLE							50,947.40	-50,947.40
UNDELIVERED ORDERS							981,546.31	-981,546.31
	SUBTOTAL 75	1312	-0-	10,600,000.00		286,467.68	10,313,532.32	-0-
SAINT ELIZABETHS HOSPITAL, ALCOHOL DRUG ABUSE, AND MENTAL HEALTH ADMINISTRATION								
FUND RESOURCES:								
UNDISBURSED FUNDS	1976 75	1300		50,189,000.00		52,492,264.62		(-2,303,264.62)
	1975		8,786,755.19			7,571,503.04		(1,215,252.15)
	1974		57,101.22			30,723.18		(26,378.04)
	PRIOR YEARS		67,777.31			51,005.33		(16,771.98)
	SUBTOTAL FY 1976		8,911,633.72	50,189,000.00		60,145,496.17		(-1,044,862.45)
TRANSITION QUARTER UNDISBURSED FUNDS	1976 75	1300	(-2,303,264.62)	22,780,681.19		15,000,399.84	253,361.54	5,223,655.19
	1975		(1,215,252.15)			222,110.58	735,175.62	257,965.95
	1974		(26,378.04)			11.85	26,366.19	
	PRIOR YEARS		(16,771.98)				13,971.74	2,800.24
	SUBTOTAL TRANSITION QUARTER		(-1,044,862.45)	22,780,681.19		15,222,522.27	1,028,875.09	5,484,421.38
ACCOUNTS RECEIVABLE			239,396.39				-3,115,803.92	3,355,200.31
FUND EQUITIES:								
UNOBLIGATED BALANCE							539,357.09	7-539,357.09
ACCOUNTS PAYABLE			-5,557,525.49				608,623.68	-6,166,149.17
UNDELIVERED ORDERS			-3,593,504.62				-1,459,389.19	-2,134,119.43
	SUBTOTAL 75	1300	-0-	72,969,681.19		75,368,018.44	-2,398,337.25	-0-
INTRAGOVERNMENTAL FUNDS								
WORKING CAPITAL FUND, LEXINGTON CLINICAL RESEARCH CENTER, ALCOHOL, DRUG ABUSE, AND MENTAL HEALTH ADMINISTRATION								
FUND RESOURCES:								
UNDISBURSED FUNDS	NO YEAR 75	4551	104,800.06			86,486.60		(18,313.46)
	SUBTOTAL FY 1976		104,800.06			86,486.60		(18,313.46)
TRANSITION QUARTER UNDISBURSED FUNDS	NO YEAR 75	4551	(18,313.46)			-9,071.19		27,384.65
	SUBTOTAL TRANSITION QUARTER		(18,313.46)			-9,071.19		27,384.65
ACCOUNTS RECEIVABLE			29,593.76				-61,528.96	91,122.72
FUND EQUITIES:								
UNOBLIGATED BALANCE			-44,827.47				-40,906.71	-3,920.76
ACCOUNTS PAYABLE			-10,006.00				12,094.00	-22,100.00
UNDELIVERED ORDERS			-79,560.35				12,926.26	-92,486.61
	SUBTOTAL 75	4551	-0-			77,415.41	-77,415.41	-0-
TOTAL, ALCOHOL, DRUG ABUSE, AND MENTAL HEALTH ADMINISTRATION FY 1976 . . . . .				874,191,000.00	-160,000.00	939,512,399.33		
TOTAL, ALCOHOL, DRUG ABUSE, AND MENTAL HEALTH ADMINISTRATION T.O. . . . .				140,143,681.19		269,008,103.32	-194,345,821.46	
HEALTH RESOURCES ADMINISTRATION								
GENERAL FUND ACCOUNTS								
HEALTH RESOURCES, HEALTH RESOURCES ADMINISTRATION								
FUND RESOURCES:								
UNDISBURSED FUNDS	NO YEAR 75	0712	384,221,039.77	24,575,000.00		70,797,899.83		(337,998,139.94)
	1976-SEPTEMBER 30, 1978			51,760,000.00				(51,760,000.00)
	1976			631,592,000.00		157,612,819.64		(473,979,180.36)
	1975-76		9,970,000.00			4,129,894.78		(5,840,105.22)
	1974-76		180,328,544.88			24,997,162.27		(155,331,382.61)
	1973-76				143,148,537.21	17,193,554.07		(125,954,983.14)
	1975		507,692,592.34			369,119,192.53		(138,573,399.81)
	1974-75		-5,931,309.71			-7,738,095.74		(1,806,786.03)
	1973-75		123,887,507.09		-143,148,537.21	-71,082,254.07		(51,821,223.95)
	1972-75		11,676,176.49			12,621,141.51		(944,965.02)
	1974		70,335,308.13			56,785,089.83		(13,550,218.30)
	1973-74		453,376,562.49			424,831,880.68		(28,544,681.81)
	1972-74		138,035,516.51			75,717,868.84		(62,317,647.67)
	PRIOR YEARS		53,693,487.79			-1,639,942.27		(55,333,430.06)
	SUBTOTAL FY 1976		1,927,285,425.78	707,927,000.00		1,133,346,211.90		(1,501,866,213.88)

FOOTNOTES AT END OF CHAPTER

Appropriations, Outlays, and Balances - Continued

Appropriation or Fund Account		Account symbol			Balances beginning of fiscal year 1/	Appropriations and other obligational authority 2/	Transfers, borrowings, and investments (net) 3/	Outlays (net)	Balances withdrawn and other transactions 4/	Balances end of fiscal year 5/
Title	Period of availability	Dept. Reg.	Account No. Tr. From	Sub. No.						
HEALTH RESOURCES ADMINISTRATION-CONTINUED										
GENERAL FUND ACCOUNTS-CONTINUED										
HEALTH RESOURCES, HEALTH RESOURCES ADMINISTRATION-CONTINUED										
FUND RESOURCES -CONTINUED										
TRANSITION QUARTER										
UNDISBURSED FUNDS	NO YEAR 75			0712	(\$337,998,139.94)	- - - - -	- - - - -	\$30,808,872.52	- - - - -	\$307,189,267.42
	1976-SEPTEMBER 30, 1978				(51,760,000.00)	- - - - -	- - - - -	27,718.08	- - - - -	51,732,281.92
	1976				(473,979,180.36)	\$107,144,000.00	- - - - -	116,919,032.38	\$5,589,052.49	458,615,055.49
	1975-76				(5,840,105.22)	- - - - -	- - - - -	1,257,468.19	28,764.81	4,553,872.22
	1974-76				(155,331,382.61)	- - - - -	- - - - -	10,224,782.09	34,323.53	145,072,276.99
	1973-76				(125,954,983.14)	- - - - -	- - - - -	11,605,117.92	246,934.58	114,102,930.64
	1975				(138,573,399.81)	- - - - -	- - - - -	129,864,314.00	224,073.07	8,485,012.74
	1974-75				(1,806,786.03)	- - - - -	- - - - -	48,672.36	- - - - -	1,758,113.67
	1973-75				(51,821,223.95)	- - - - -	- - - - -	-1,258,002.79	-155,482.55	53,234,709.29
	1972-75				(-944,965.02)	- - - - -	- - - - -	-2,883,492.20	-545,354.96	2,483,882.14
	1974				(13,550,218.30)	- - - - -	- \$16,411,338.54	134,270.19	-2,995,390.43	- - - - -
	1973-74				(28,544,681.81)	- - - - -	-33,889,324.41	-11,025,906.47	5,681,263.87	- - - - -
	1972-74				(62,317,647.67)	- - - - -	-51,030,021.66	11,287,626.01	- - - - -	- - - - -
	PRIOR YEARS				(55,333,430.06)	- - - - -	101,330,684.61	1,910,746.32	11,625,453.42	143,127,914.93
	SUBTOTAL TRANSITION QUARTER				(1,501,866,213.88)	107,144,000.00	- - - - -	298,921,218.60	19,733,637.83	1,290,355,357.45
ACCOUNTS RECEIVABLE					127,576,123.91	- - - - -	- - - - -	- - - - -	46,102,811.38	81,473,312.53
UNFILLED CUSTOMER ORDERS					1,713,962.37	- - - - -	- - - - -	- - - - -	1,713,962.37	- - - - -
FUND EQUITIES:										
UNOBLIGATED BALANCE					-630,776,304.03	- - - - -	- - - - -	- - - - -	-544,994,568.07	-85,781,735.96
ACCOUNTS PAYABLE					-483,132,379.00	- - - - -	- - - - -	- - - - -	-448,739,720.33	-34,392,658.67
UNDELIVERED ORDERS					-942,666,829.03	- - - - -	- - - - -	- - - - -	308,987,446.32	-1,251,654,275.35
	SUBTOTAL 75			0712	-0-	815,071,000.00	- - - - -	1,432,267,430.50	-617,196,430.50	-0-
DENTAL HEALTH, HEALTH RESOURCES ADMINISTRATION										
FUND RESOURCES:										
UNDISBURSED FUNDS	PRIOR YEARS 75			0713	105,751.56	- - - - -	- - - - -	40,973.84	- - - - -	(64,777.72)
	SUBTOTAL FY 1976				105,751.56	- - - - -	- - - - -	40,973.84	- - - - -	(64,777.72)
TRANSITION QUARTER										
UNDISBURSED FUNDS	PRIOR YEARS 75			0713	(64,777.72)	- - - - -	- - - - -	-27.27	16,844.43	47,960.56
	SUBTOTAL TRANSITION QUARTER				(64,777.72)	- - - - -	- - - - -	-27.27	16,844.43	47,960.56
FUND EQUITIES:										
UNDELIVERED ORDERS					-105,751.56	- - - - -	- - - - -	- - - - -	-57,791.00	-47,960.56
	SUBTOTAL 75			0713	-0-	- - - - -	- - - - -	40,946.57	-40,946.57	-0-
DENTAL SERVICES AND RESOURCES, HEALTH RESOURCES ADMINISTRATION										
FUND RESOURCES:										
UNDISBURSED FUNDS	PRIOR YEARS 75			0724	57,013.06	- - - - -	- - - - -	-288.15	- - - - -	(57,301.21)
	SUBTOTAL FY 1976				57,013.06	- - - - -	- - - - -	-288.15	- - - - -	(57,301.21)
TRANSITION QUARTER										
UNDISBURSED FUNDS	PRIOR YEARS 75			0724	(57,301.21)	- - - - -	- - - - -	1,642.30	31,361.37	24,297.54
	SUBTOTAL TRANSITION QUARTER				(57,301.21)	- - - - -	- - - - -	1,642.30	31,361.37	24,297.54
FUND EQUITIES:										
UNDELIVERED ORDERS					-57,013.06	- - - - -	- - - - -	- - - - -	-32,715.52	-24,297.54
	SUBTOTAL 75			0724	-0-	- - - - -	- - - - -	1,354.15	-1,354.15	-0-
NURSING SERVICES AND RESOURCES, NATIONAL INSTITUTES OF HEALTH										
FUND RESOURCES:										
UNDISBURSED FUNDS	PRIOR YEARS 75			0727	58,180.84	- - - - -	- - - - -	-60,232.61	- - - - -	(118,413.45)
	SUBTOTAL FY 1976				58,180.84	- - - - -	- - - - -	-60,232.61	- - - - -	(118,413.45)
TRANSITION QUARTER										
UNDISBURSED FUNDS	PRIOR YEARS 75			0727	(118,413.45)	- - - - -	- - - - -	-3,210.83	48,511.77	73,112.51
	SUBTOTAL TRANSITION QUARTER				(118,413.45)	- - - - -	- - - - -	-3,210.83	48,511.77	73,112.51
FUND EQUITIES:										
UNDELIVERED ORDERS					-58,180.84	- - - - -	- - - - -	- - - - -	14,931.67	-73,112.51
	SUBTOTAL 75			0727	-0-	- - - - -	- - - - -	-63,443.44	63,443.44	-0-
PUBLIC ENTERPRISE FUNDS										
MEDICAL FACILITIES GUARANTEE AND LOAN FUND, HEALTH SERVICES AND MENTAL HEALTH ADMINISTRATION										
FUND RESOURCES:										
UNDISBURSED FUNDS	NO YEAR 75			4430	64,401,018.01	10,000,000.00	- - - - -	21,412,468.89	- - - - -	(52,988,549.12)
	SUBTOTAL FY 1976				64,401,018.01	10,000,000.00	- - - - -	21,412,468.89	- - - - -	(52,988,549.12)
TRANSITION QUARTER										
UNDISBURSED FUNDS	NO YEAR 75			4430	(52,988,549.12)	7,000,000.00	- - - - -	-475,956.71	- - - - -	60,464,505.83
	SUBTOTAL TRANSITION QUARTER				(52,988,549.12)	7,000,000.00	- - - - -	-475,956.71	- - - - -	60,464,505.83
ACCOUNTS RECEIVABLE					22,762,210.96	- - - - -	- - - - -	- - - - -	7,725,592.78	15,036,618.18

FUND EQUITIES:										
UNOBLIGATED BALANCE			-87,163,228.97						-16,003,063.64	-71,160,165.33
ACCOUNTS PAYABLE									4,340,958.68	-4,340,958.68
SUBTOTAL 75 4430			-0-	17,000,000.00			20,936,512.18		-3,936,512.18	-0-
HEALTH EDUCATION LOANS, HEALTH RESOURCES ADMINISTRATION										
FUND RESOURCES:										
UNDISBURSED FUNDS										
SUBTOTAL NO YEAR 75 4307			5,646,117.31	2,284,000.00	-1,719,148.75	-1,728,038.47				(7,939,007.03)
SUBTOTAL FY 1976			5,646,117.31	2,284,000.00	-1,719,148.75	-1,728,038.47				(7,939,007.03)
TRANSITION QUARTER UNDISBURSED FUNDS										
SUBTOTAL NO YEAR 75 4307			(7,939,007.03)		-620,221.37	578,350.59				6,740,435.07
SUBTOTAL TRANSITION QUARTER			(7,939,007.03)		-620,221.37	578,350.59				6,740,435.07
ACCOUNTS RECEIVABLE			39,991,939.51						-955,670.33	40,947,609.84
FUND EQUITIES:										
UNOBLIGATED BALANCE			-33,880,763.99						2,125,346.83	-36,006,110.82
ACCOUNTS PAYABLE			-11,757,292.83						-75,358.74	-11,681,934.09
SUBTOTAL 75 4307			-0-	2,284,000.00	-2,339,370.12	-1,149,687.88			1,094,317.76	-0-
NURSE TRAINING FUND, HEALTH RESOURCES ADMINISTRATION										
FUND RESOURCES:										
UNDISBURSED FUNDS										
SUBTOTAL NO YEAR 75 4306			6,113,433.26	1,716,000.00	1,803.99	-835,475.56				(8,666,712.81)
SUBTOTAL FY 1976			6,113,433.26	1,716,000.00	1,803.99	-835,475.56				(8,666,712.81)
TRANSITION QUARTER UNDISBURSED FUNDS										
SUBTOTAL NO YEAR 75 4306			(8,666,712.81)			213,553.55				8,453,159.26
SUBTOTAL TRANSITION QUARTER			(8,666,712.81)			213,553.55				8,453,159.26
ACCOUNTS RECEIVABLE			19,512,504.27						1,022,073.83	18,490,430.44
FUND EQUITIES:										
UNOBLIGATED BALANCE			-22,516,869.65						1,338,108.74	-23,854,978.39
ACCOUNTS PAYABLE			-3,109,067.88						-20,456.57	-3,088,611.31
SUBTOTAL 75 4306			-0-	1,716,000.00	1,803.99	-621,922.01			2,339,726.00	-0-
TOTAL, HEALTH RESOURCES ADMINISTRATION FY 1976				721,927,000.00	-1,717,344.76	1,152,175,619.84				
TOTAL, HEALTH RESOURCES ADMINISTRATION T.O.				114,144,000.00	-620,221.37	299,235,570.23			-617,677,756.20	
OFFICE OF ASSISTANT SECRETARY FOR HEALTH										
GENERAL FUND ACCOUNTS										
ASSISTANT SECRETARY FOR HEALTH										
FUND RESOURCES:										
UNDISBURSED FUNDS										
1976 75 1101				21,508,000.00		19,296,264.18				(2,211,735.82)
1975			8,327,554.30			9,351,975.50				(-1,024,421.20)
1974			11,350.03			26,237.69				(-14,887.66)
PRIOR YEARS						10,998.20				(-10,998.20)
SUBTOTAL FY 1976			8,338,904.33	21,508,000.00		28,685,475.57				(1,161,428.76)
TRANSITION QUARTER UNDISBURSED FUNDS										
1976 75 1101			(2,211,735.82)	5,457,000.00		4,835,016.99	327,210.51			2,506,508.32
1975			(-1,024,421.20)			-4,358,503.61	-114,607.93			3,448,650.34
1974			(-14,887.66)			7,695.59	-22,583.25			
PRIOR YEARS			(-10,998.20)				-12,443.89			1,445.69
SUBTOTAL TRANSITION QUARTER			(1,161,428.76)	5,457,000.00		484,208.97	177,575.44			5,956,644.35
ACCOUNTS RECEIVABLE			1,637,774.83				-6,268,771.23			7,906,546.06
UNFILLED CUSTOMER ORDERS			21,291,774.92				18,655,034.00			2,636,740.92
FUND EQUITIES:										
UNOBLIGATED BALANCE			-22,659.15						7,776.44	7-30,435.59
ACCOUNTS PAYABLE			-2,864,933.41						8,225,854.92	-11,090,788.33
UNDELIVERED ORDERS			-28,380,861.52						-23,002,154.11	-5,378,707.41
SUBTOTAL 75 1101			-0-	26,965,000.00		29,169,684.54			-2,204,684.54	-0-
RETIREMENT PAY AND MEDICAL BENEFITS FOR COMMISSIONED OFFICERS, HEALTH SERVICES ADMINISTRATION										
FUND RESOURCES:										
UNDISBURSED FUNDS										
1976 75 0379				45,013,000.00		35,466,710.05				(9,546,289.95)
1975			9,022,001.65			6,877,158.42				(2,144,843.23)
1974			1,228,711.87			212,017.11				(1,016,694.76)
PRIOR YEARS			404,874.55			17,603.13				(387,271.42)
SUBTOTAL FY 1976			10,655,588.07	45,013,000.00		42,573,488.71				(13,095,099.36)
TRANSITION QUARTER UNDISBURSED FUNDS										
1976 75 0379			(9,546,289.95)	12,997,163.75		10,419,221.94				12,124,231.76
1975			(1,734,897.65)			62,511.64				1,672,386.01
1974			8( 921,639.69)			3,142.01				
PRIOR YEARS			8( 388,279.04)			-3,428.36				1,310,155.08
SUBTOTAL TRANSITION QUARTER			(12,591,056.33)	12,997,163.75		10,481,447.23				15,106,772.85
ACCOUNTS RECEIVABLE			1,347.78						906.37	441.41
FUND EQUITIES:										
ACCOUNTS PAYABLE			-10,656,935.85						4,450,278.41	-15,107,214.26
SUBTOTAL 75 0379			-0-	58,010,163.75		53,054,935.94			4,451,184.78	-0-

FOOTNOTES AT END OF CHAPTER



Appropriations, Outlays, and Balances - Continued

Appropriation or Fund Account		Account symbol			Balances beginning of fiscal year 1/	Appropriations and other obligational authority 2/	Transfers, borrowings, and investments (net) 3/	Outlays (net)	Balances withdrawn and other transactions 4/	Balances end of fiscal year 5/
Title	Period of availability	Dept Reg.	Account No.	Sub No.						
OFFICE OF ASSISTANT SECRETARY FOR HEALTH-CONTINUED										
GENERAL FUND ACCOUNTS-CONTINUED										
SCIENTIFIC ACTIVITIES OVERSEAS SPECIAL FOREIGN CURRENCY PROGRAM, ASSISTANT SECRETARY FOR HEALTH										
FUND RESOURCES:										
UNDISBURSED FUNDS	NO YEAR 75		1102		\$52,491,493.61	-	\$7,908,480.37	-	-	(\$44,583,013.24)
TRANSFER TO:										
NATIONAL SCIENCE FOUNDATION	NO YEAR 49 75		1102		1,873,492.01	-	182,397.71	-	-	(1,691,094.30)
					54,364,985.62	-	8,090,878.08	-	-	(46,274,107.54)
	SUBTOTAL FY 1976									
TRANSITION QUARTER										
UNDISBURSED FUNDS	NO YEAR 75		1102		(44,583,013.24)	-	-225,000.00	-	-	41,939,083.20
TRANSFER TO:										
NATIONAL SCIENCE FOUNDATION	NO YEAR 49 75		1102		(1,691,094.30)	-	225,000.00	-	-	1,881,819.40
					(46,274,107.54)	-	2,453,204.94	-	-	43,820,902.60
	SUBTOTAL TRANSITION QUARTER				555.88	-	-	-	\$140.50	415.38
ACCOUNTS RECEIVABLE										
FUND EQUITIES:										
UNOBLIGATED BALANCE					-27,443,097.68	-	-	-	-11,523,548.91	-15,919,548.77
ACCOUNTS PAYABLE					-111,178.56	-	-	-	712,043.92	-823,222.48
UNDELIVERED ORDERS					-26,811,265.26	-	-	-	267,281.47	-27,078,546.73
	SUBTOTAL 75		1102		-0-	-	10,544,083.02	-	-10,544,083.02	-0-
INTRAGOVERNMENTAL FUNDS										
SERVICE AND SUPPLY FUND, HEALTH SERVICES										
ADMINISTRATION										
FUND RESOURCES:										
UNDISBURSED FUNDS	NO YEAR 75		4552		2,490,625.34	-	1,209,122.30	-	-	(1,281,503.04)
	SUBTOTAL FY 1976				2,490,625.34	-	1,209,122.30	-	-	(1,281,503.04)
TRANSITION QUARTER										
UNDISBURSED FUNDS	NO YEAR 75		4552		(1,281,503.04)	-	425,225.28	-	-	856,277.76
	SUBTOTAL TRANSITION QUARTER				(1,281,503.04)	-	425,225.28	-	-	856,277.76
ACCOUNTS RECEIVABLE					1,113,311.78	-	-	-	-1,703,431.99	2,816,743.77
UNFILLED CUSTOMER ORDERS					827,510.45	-	-	-	-1,814,107.71	2,641,618.16
FUND EQUITIES:										
UNOBLIGATED BALANCE					-785,589.09	-	-	-	64,411.75	-850,000.84
ACCOUNTS PAYABLE					-2,818,348.03	-	-	-	886,839.66	-3,705,187.69
UNDELIVERED ORDERS					-827,510.45	-	-	-	931,940.71	-1,759,451.16
	SUBTOTAL 75		4552		-0-	-	1,634,347.58	-	-1,634,347.58	-0-
CONSOLIDATED WORKING FUND, HEALTH, EDUCATION, AND WELFARE, HEALTH SERVICES										
ADMINISTRATION										
FUND RESOURCES:										
UNDISBURSED FUNDS	NO YEAR 75		3903		3,513,810.41	-	-427,852.87	-	-	(3,941,663.28)
	1976				-	-	-15,885,816.38	-	-	(15,885,816.38)
	1975				1,460,585.40	-	-884,000.56	-	-	(2,344,585.96)
	1974				165,464.11	-	375,646.39	-	-	(-210,182.28)
	PRIOR YEARS				208,764.91	-	-90,179.90	-	-	(298,944.81)
	SUBTOTAL FY 1976				5,348,624.83	-	-16,912,203.32	-	-	(22,260,828.15)
TRANSITION QUARTER										
UNDISBURSED FUNDS	NO YEAR 75		3903		(3,941,663.28)	-	-382,604.41	-	-	4,324,267.69
	1976				(15,885,816.38)	-	2,537,667.80	-	-	13,348,148.58
	1975				(2,344,585.96)	-	734,950.70	-	-	1,609,635.26
	1974				(-210,182.28)	-	-74,839.11	-	-219,254.66	-
	PRIOR YEARS				(298,944.81)	-	74,839.11	-	228,269.03	145,514.89
	SUBTOTAL TRANSITION QUARTER				(22,260,828.15)	-	2,824,247.36	-	9,014.37	19,427,566.42
ACCOUNTS RECEIVABLE					2,253,294.28	-	-	-	771,694.04	1,481,600.24
FUND EQUITIES:										
UNOBLIGATED BALANCE					-3,992,621.93	-	-	-	277,207.01	-4,269,828.94
ACCOUNTS PAYABLE					-987,022.24	-	-	-	764,819.62	-1,751,841.86
UNDELIVERED ORDERS					-2,622,274.94	-	-	-	12,265,220.92	-14,887,455.86
	SUBTOTAL 75		3903		-0-	-	-14,087,955.96	-	14,087,955.96	-0-
CONSOLIDATED WORKING FUND, HEALTH, EDUCATION, AND WELFARE, GRANTS FOR RESEARCH, HEALTH SERVICES ADMINISTRATION										
FUND RESOURCES:										
UNDISBURSED FUNDS	NO YEAR 75		3921		1,463,759.92	-	-325,498.84	-	-	(1,789,258.76)
	SUBTOTAL FY 1976				1,463,759.92	-	-325,498.84	-	-	(1,789,258.76)
TRANSITION QUARTER										
UNDISBURSED FUNDS	NO YEAR 75		3921		(1,789,258.76)	-	89,157.28	-	-	1,700,101.48
	SUBTOTAL TRANSITION QUARTER				(1,789,258.76)	-	89,157.28	-	-	1,700,101.48
ACCOUNTS RECEIVABLE					62,521.52	-	-	-	61,835.14	686.38

FUND EQUITIES:														
UNOBLIGATED BALANCE				-1,013,796.69									134,687.91	-1,148,484.60
ACCOUNTS PAYABLE				-54,746.85									41,302.70	-96,049.55
UNDELIVERED ORDERS				-457,737.90									-1,484.19	-456,253.71
				-0-									236,341.56	-0-
CONSOLIDATED WORKING FUND, HEALTH, EDUCATION, AND WELFARE, GRANTS FOR RESEARCH, SAINT ELIZABETHS HOSPITAL, ALCOHOL, DRUG ABUSE, AND MENTAL HEALTH ADMINISTRATION														
FUND RESOURCES:														
UNDISBURSED FUNDS				19,507.09									5,214.14	(14,292.95)
				19,507.09									5,214.14	(14,292.95)
TRANSITION QUARTER UNDISBURSED FUNDS				(14,292.95)										14,292.95
				(14,292.95)										14,292.95
FUND EQUITIES:														
UNOBLIGATED BALANCE				-14,411.48									-118.53	-14,292.95
UNDELIVERED ORDERS				-5,095.61									-5,095.61	-0-
				-0-									5,214.14	-0-
GRANTS MANAGEMENT FUND, HEALTH SERVICES ADMINISTRATION														
FUND RESOURCES:														
UNDISBURSED FUNDS													-36,467,726.33	(36,467,726.33)
													-36,467,726.33	(36,467,726.33)
TRANSITION QUARTER UNDISBURSED FUNDS				(36,467,726.33)									36,467,726.33	-0-
				(36,467,726.33)									36,467,726.33	-0-
				-0-										-0-
MANAGEMENT FUND, HEALTH SERVICES ADMINISTRATION														
FUND RESOURCES:														
UNDISBURSED FUNDS													-21,502.88	(21,502.88)
													-21,502.88	(21,502.88)
TRANSITION QUARTER UNDISBURSED FUNDS				(21,502.88)									21,502.88	-0-
				(21,502.88)									21,502.88	-0-
				-0-									21,502.88	-0-
TRUST FUND ACCOUNTS														
CONTRIBUTIONS, INDIAN HEALTH FACILITIES, HEALTH SERVICES ADMINISTRATION														
FUND RESOURCES:														
UNDISBURSED FUNDS				560,556.84	\$2,188,439.99								1,558,621.35	(1,190,375.48)
				560,556.84	2,188,439.99								1,558,621.35	(1,190,375.48)
TRANSITION QUARTER UNDISBURSED FUNDS				(1,190,375.48)	603,688.87								820,415.48	973,648.87
				(1,190,375.48)	603,688.87								820,415.48	973,648.87
				5,989.66									5,989.66	-0-
FUND EQUITIES:														
UNOBLIGATED BALANCE				-159,345.51									-145,092.06	-14,253.45
ACCOUNTS PAYABLE				-14,889.85									79,468.76	-94,358.61
UNDELIVERED ORDERS				-392,311.14									472,725.67	-865,036.81
				-0-	2,792,128.86								413,092.03	-0-
NATIONAL INSTITUTES OF HEALTH UNCONDITIONAL GIFT FUND														
FUND RESOURCES:														
UNDISBURSED FUNDS				323,028.84	16,116.52								204,722.04	(134,423.32)
				323,028.84	16,116.52								204,722.04	(134,423.32)
TRANSITION QUARTER UNDISBURSED FUNDS				(134,423.32)	3,035.29								25,699.33	111,759.28
				(134,423.32)	3,035.29								25,699.33	111,759.28
FUND EQUITIES:														
UNOBLIGATED BALANCE				-127,195.91									-51,499.76	-75,696.15
ACCOUNTS PAYABLE				-174.73									124.90	-299.63
UNDELIVERED ORDERS				-195,658.20									-159,894.70	-35,763.50
				-0-	19,151.81								-211,269.56	-0-
PUBLIC HEALTH SERVICE UNCONDITIONAL GIFT FUND, HEALTH SERVICES ADMINISTRATION														
FUND RESOURCES:														
UNDISBURSED FUNDS				117,039.17	39,455.77								25,875.81	(125,619.13)
				117,039.17	39,455.77								25,875.81	(125,619.13)
TRANSITION QUARTER UNDISBURSED FUNDS				(125,619.13)	2,786.34								7,049.90	121,355.57
				(125,619.13)	2,786.34								7,049.90	121,355.57
FUND EQUITIES:														
UNOBLIGATED BALANCE				-210,782.62									12,288.90	-223,071.52
ACCOUNTS PAYABLE				-2,712.76									-601.60	-601.16
UNDELIVERED ORDERS				-3,543.79									-860.90	-2,682.89
				-0-	42,242.11								9,316.40	-0-

FOOTNOTES AT END OF CHAPTER

Appropriations, Outlays, and Balances - Continued

Appropriation or Fund Account		Account symbol			Balances beginning of fiscal year <u>1</u> /	Appropriations and other obligational authority <u>2</u> /	Transfers, borrowings, and investments (net) <u>3</u> /	Outlays (net)	Balances withdrawn and other transactions <u>4</u> /	Balances end of fiscal year <u>5</u> /
Title	Period of availability	Dept. Reg.	Account No.	Sub. No.						
OFFICE OF ASSISTANT SECRETARY FOR HEALTH-CONTINUED										
TRUST FUND ACCOUNTS-CONTINUED										
SPECIAL STATISTICAL WORK, VITAL STATISTICS, HEALTH RESOURCES ADMINISTRATION										
FUND RESOURCES:										
UNDISBURSED FUNDS	NO YEAR 75		8251		\$8,547.00	\$31,309.75	- - - - -	\$29,970.75	- - - - -	( \$9,886.00)
	SUBTOTAL FY 1976				8,547.00	31,309.75	- - - - -	29,970.75	- - - - -	( 9,886.00)
TRANSITION QUARTER UNDISBURSED FUNDS	NO YEAR 75		8251		( 9,886.00)	46,792.75	- - - - -	20,719.00	- - - - -	35,959.75
	SUBTOTAL TRANSITION QUARTER				( 9,886.00)	46,792.75	- - - - -	20,719.00	- - - - -	35,959.75
FUND EQUITIES:										
UNOBLIGATED BALANCE					-8,547.00	- - - - -	- - - - -	- - - - -	\$27,412.75	-35,959.75
	SUBTOTAL 75		8251		-0-	78,102.50	- - - - -	50,689.75	27,412.75	-0-
NATIONAL INSTITUTES OF HEALTH										
CONDITIONAL GIFT FUND										
FUND RESOURCES:										
UNDISBURSED FUNDS	NO YEAR 75		8253		40,666.39	117,890.30	- - - - -	34,127.95	- - - - -	(124,428.74)
	SUBTOTAL FY 1976				40,666.39	117,890.30	- - - - -	34,127.95	- - - - -	(124,428.74)
TRANSITION QUARTER UNDISBURSED FUNDS	NO YEAR 75		8253		(124,428.74)	1,000.00	- - - - -	12,026.39	- - - - -	113,402.35
	SUBTOTAL TRANSITION QUARTER				(124,428.74)	1,000.00	- - - - -	12,026.39	- - - - -	113,402.35
FUND EQUITIES:										
UNOBLIGATED BALANCE					-27,389.52	- - - - -	- - - - -	- - - - -	26,142.91	-53,532.43
UNDELIVERED ORDERS					-13,276.87	- - - - -	- - - - -	- - - - -	46,593.05	-59,869.92
	SUBTOTAL 75		8253		-0-	118,890.30	- - - - -	46,154.34	72,735.96	-0-
PUBLIC HEALTH SERVICE CONDITIONAL GIFT FUND, HEALTH SERVICES ADMINISTRATION										
FUND RESOURCES:										
UNDISBURSED FUNDS	NO YEAR 75		8254		275,645.79	171,398.86	- - - - -	252,268.43	- - - - -	(194,776.22)
INVESTMENTS IN PUBLIC DEBT SECURITIES					30,000.00	- - - - -	- - - - -	- - - - -	- - - - -	(30,000.00)
	SUBTOTAL FY 1976				305,645.79	171,398.86	- - - - -	252,268.43	- - - - -	(224,776.22)
TRANSITION QUARTER UNDISBURSED FUNDS	NO YEAR 75		8254		(194,776.22)	43,400.69	- - - - -	95,852.41	- - - - -	142,324.50
INVESTMENTS IN PUBLIC DEBT SECURITIES					(30,000.00)	- - - - -	- - - - -	- - - - -	- - - - -	30,000.00
	SUBTOTAL TRANSITION QUARTER				(224,776.22)	43,400.69	- - - - -	95,852.41	- - - - -	172,324.50
ACCOUNTS RECEIVABLE					1,915.08	- - - - -	- - - - -	- - - - -	-12,269.68	14,184.76
FUND EQUITIES:										
UNOBLIGATED BALANCE					-296,861.61	- - - - -	- - - - -	- - - - -	-134,305.53	-162,556.08
ACCOUNTS PAYABLE					-354.00	- - - - -	- - - - -	- - - - -	1,148.75	-1,502.75
UNDELIVERED ORDERS					-10,345.26	- - - - -	- - - - -	- - - - -	12,105.17	-22,450.43
	SUBTOTAL 75		8254		-0-	214,799.55	- - - - -	348,120.84	-133,321.29	-0-
SAINT ELIZABETHS HOSPITAL UNCONDITIONAL GIFT FUND, HEALTH SERVICES AND MENTAL HEALTH ADMINISTRATION										
FUND RESOURCES:										
UNDISBURSED FUNDS	NO YEAR 75		8554		13,471.49	- - - - -	-\$13,471.49	- - - - -	- - - - -	- - - - -
	SUBTOTAL FY 1976				13,471.49	- - - - -	-13,471.49	- - - - -	- - - - -	- - - - -
FUND EQUITIES:										
UNOBLIGATED BALANCE					-13,471.49	- - - - -	- - - - -	- - - - -	-13,471.49	- - - - -
	SUBTOTAL 75		8554		-0-	- - - - -	- - - - -	- - - - -	-13,471.49	-0-
SAINT ELIZABETHS HOSPITAL UNCCNDITIONAL GIFT FUND, ALCOHOL, DRUG ABUSE, AND MENTAL HEALTH ADMINISTRATION										
FUND RESOURCES:										
UNDISBURSED FUNDS	NO YEAR 75		8555		6,292.08	2,855.02	- - - - -	13,471.49	- - - - -	(22,618.59)
INVESTMENTS IN PUBLIC DEBT SECURITIES					47,500.00	- - - - -	- - - - -	- - - - -	- - - - -	(47,500.00)
	SUBTOTAL FY 1976				53,792.08	2,855.02	- - - - -	13,471.49	- - - - -	(70,118.59)
TRANSITION QUARTER UNDISBURSED FUNDS	NO YEAR 75		8555		(22,618.59)	159.38	- - - - -	- - - - -	- - - - -	22,777.97
INVESTMENTS IN PUBLIC DEBT SECURITIES					(47,500.00)	- - - - -	- - - - -	- - - - -	- - - - -	47,500.00
	SUBTOTAL TRANSITION QUARTER				(70,118.59)	159.38	- - - - -	- - - - -	- - - - -	70,277.97
FUND EQUITIES:										
UNOBLIGATED BALANCE					-53,792.08	- - - - -	- - - - -	- - - - -	16,485.89	-70,277.97
	SUBTOTAL 75		8555		-0-	3,014.40	- - - - -	13,471.49	16,485.89	-0-

PATIENTS' BENEFIT FUND, SAINT ELIZABETHS HOSPITAL, ALCOHOL, DRUG ABUSE, AND MENTAL HEALTH ADMINISTRATION FUND RESOURCES:									
UNDISBURSED FUNDS	NO YEAR 75	8559	8,229.67	8,922.04	---	7,817.53	---	(9,334.18)	
	SUBTOTAL FY 1976		8,229.67	8,922.04	---	7,817.53	---	(9,334.18)	
TRANSITION QUARTER UNDISBURSED FUNDS									
	NO YEAR 75	8559	(9,334.18)	1,075.00	---	1,525.74	---	8,883.44	
	SUBTOTAL TRANSITION QUARTER		(9,334.18)	1,075.00	---	1,525.74	---	8,883.44	
FUND EQUITIES: UNOBLIGATED BALANCE									
	NO YEAR 75	8559	-8,229.67	---	---	---	653.77	-8,883.44	
	SUBTOTAL 75		-0-	9,997.04	---	9,343.27	653.77	-0-	
PATIENTS' BENEFIT FUND, NATIONAL INSTITUTES OF HEALTH FUND RESOURCES:									
UNDISBURSED FUNDS	NO YEAR 75	8888	33,477.35	57,406.79	---	77,510.68	---	(13,373.46)	
	SUBTOTAL FY 1976		33,477.35	57,406.79	---	77,510.68	---	(13,373.46)	
TRANSITION QUARTER UNDISBURSED FUNDS									
	NO YEAR 75	8888	(13,373.46)	12,767.67	---	16,899.19	---	9,241.94	
	SUBTOTAL TRANSITION QUARTER		(13,373.46)	12,767.67	---	16,899.19	---	9,241.94	
FUND EQUITIES: UNOBLIGATED BALANCE UNDELIVERED ORDERS									
	NO YEAR 75	8888	-33,477.35	---	---	---	-26,731.91	-6,745.44	
	SUBTOTAL 75		-0-	70,174.46	---	94,409.87	-24,235.41	-2,496.50	-0-
PATIENTS' BENEFIT FUND, PUBLIC HEALTH SERVICE HOSPITALS, HEALTH SERVICES ADMINISTRATION FUND RESOURCES:									
UNDISBURSED FUNDS	NO YEAR 75	8889	29,025.26	86,634.32	---	39,358.32	---	(76,301.26)	
INVESTMENTS IN PUBLIC DEBT SECURITIES			4,000.00	---	---	---	---	(4,000.00)	
	SUBTOTAL FY 1976		33,025.26	86,634.32	---	39,358.32	---	(80,301.26)	
TRANSITION QUARTER UNDISBURSED FUNDS									
	NO YEAR 75	8889	(76,301.26)	12,134.14	---	11,722.95	---	76,712.45	
INVESTMENTS IN PUBLIC DEBT SECURITIES			(4,000.00)	---	---	---	---	4,000.00	
	SUBTOTAL TRANSITION QUARTER		(80,301.26)	12,134.14	---	11,722.95	---	80,712.45	
ACCOUNTS RECEIVABLE									
			---	---	---	---	-190.00	190.00	
FUND EQUITIES: UNOBLIGATED BALANCE									
			-32,743.65	---	---	---	38,306.71	-71,050.36	
ACCOUNTS PAYABLE			-200.75	---	---	---	180.68	-381.43	
UNDELIVERED ORDERS			-80.86	---	---	---	9,389.80	-9,470.66	
	SUBTOTAL 75	8889	-0-	98,768.46	---	51,081.27	47,687.19	-0-	
TOTAL, OFFICE OF ASSISTANT SECRETARY FOR HEALTH FY 1976				69,241,429.36	---	29,067,520.29	---	---	---
TOTAL, OFFICE OF ASSISTANT SECRETARY FOR HEALTH T.O.				19,181,003.88	---	54,237,127.78	4,613,742.14	---	---
EDUCATION DIVISION									
OFFICE OF EDUCATION									
GENERAL FUND ACCOUNTS									
ELEMENTARY AND SECONDARY EDUCATION, OFFICE OF EDUCATION FUND RESOURCES:									
UNDISBURSED FUNDS	NO YEAR 75	0279	12,000,000.00	12,500,000.00	27,825.00	6,340,049.08	---	(18,187,775.92)	
	1976		---	2,396,988,000.00	---	1,429,948,889.73	---	(967,039,110.27)	
	1975		1,032,829,788.12	---	---	807,233,661.95	---	(225,596,126.17)	
	1974-75		4,406,717.88	---	---	2,448,329.99	---	(1,958,387.89)	
	1974		114,878,910.14	---	---	114,600,619.53	---	(278,290.61)	
	1974		60,896,142.85	---	---	-193,582,061.18	---	(254,478,204.03)	
	PRIOR YEARS		1,225,011,558.99	2,409,488,000.00	27,825.00	2,166,989,489.10	---	(1,467,537,894.89)	
TRANSITION QUARTER UNDISBURSED FUNDS									
	NO YEAR 75	0279	(18,187,775.92)	---	---	3,234,239.82	---	14,953,536.10	
	1976-77		---	2,234,521,852.00	---	171,413,186.35	---	2,063,108,665.65	
	1976		(967,039,110.27)	3,000,000.00	---	364,423,527.06	1,119,135.80	604,496,447.41	
	1975		(225,596,126.17)	---	---	37,556,788.73	-315,005.05	188,354,342.49	
	1974-75		(1,958,387.89)	---	---	59,243.68	430,414.48	1,468,729.73	
	1974		(278,290.61)	---	-66,869,276.72	-66,590,986.11	---	---	
	1974		(254,478,204.03)	---	66,869,276.72	196,466,078.41	---	124,881,402.34	
	PRIOR YEARS		(1,467,537,894.89)	2,237,521,852.00	---	706,562,077.94	1,234,545.23	2,997,263,123.72	
	SUBTOTAL TRANSITION QUARTER		2,173,175.10	---	---	---	-7,491,811.98	9,664,987.08	
ACCOUNTS RECEIVABLE									
			---	---	---	---	103,021,886.00	-103,021,886.00	
FUND EQUITIES: UNOBLIGATED BALANCE									
			-521,125,421.40	---	---	---	-250,219,162.60	-270,906,258.80	
ACCOUNTS PAYABLE			-706,059,312.69	---	---	---	1,926,940,653.31	-2,632,999,966.00	
UNDELIVERED ORDERS			---	---	---	---	---	---	
	SUBTOTAL 75	0279	-0-	4,647,009,852.00	27,825.00	2,873,551,567.04	1,773,486,109.96	-0-	

FOOTNOTES AT END OF CHAPTER

Appropriations, Outlays, and Balances - Continued

Appropriation or Fund Account		Account symbol			Balances beginning of fiscal year 1/	Appropriations and other obligatory authority 2/	Transfers, borrowings, and investments (net) 3/	Outlays (net)	Balances withdrawn and other transactions 4/	Balances end of fiscal year 5/
Title	Period of availability	Dept. Reg.	Account No.	Sub. No.						
EDUCATION DIVISION-CONTINUED										
OFFICE OF EDUCATION-CONTINUED										
GENERAL FUND ACCOUNTS-CONTINUED										
INDIAN EDUCATION, OFFICE OF EDUCATION										
FUND RESOURCES:										
UNDISBURSED FUNDS	1976	75	0204		- - - - -	\$57,055,000.00	- - - - -	\$1,214,062.10	- - - - -	(\$55,840,937.90)
	1975				\$40,483,976.69	- - - - -	- - - - -	37,367,579.70	- - - - -	(3,116,396.99)
	1974				2,711,739.79	- - - - -	- - - - -	3,529,878.54	- - - - -	(-818,138.75)
	PRIOR YEARS				86,996.98	- - - - -	- - - - -	-65,178.68	- - - - -	(152,175.66)
	SUBTOTAL FY 1976				43,282,713.46	57,055,000.00	- - - - -	42,046,341.66	- - - - -	(58,291,371.80)
TRANSITION QUARTER										
UNDISBURSED FUNDS	1976	75	0204		(55,840,937.90)	516,000.00	- - - - -	18,886,636.34	\$362,439.90	37,107,861.66
	1975				(3,116,396.99)	- - - - -	- - - - -	2,028,537.19	231,736.67	856,123.13
	1974				(-818,138.75)	- - - - -	- \$1,137,821.31	-1,955,960.06	- - - - -	- - - - -
	PRIOR YEARS				(152,175.66)	- - - - -	1,137,821.31	-5,482.33	-26,791.88	1,322,271.18
	SUBTOTAL TRANSITION QUARTER				(58,291,371.80)	516,000.00	- - - - -	18,953,731.14	567,384.69	39,286,255.97
ACCOUNTS RECEIVABLE					11,032.79	- - - - -	- - - - -	-8,253.12	- - - - -	19,285.91
FUND EQUITIES:										
ACCOUNTS PAYABLE					-550,282.29	- - - - -	- - - - -	- - - - -	7,015,259.59	-7,565,541.88
UNDELIVERED ORDERS					-42,743,463.96	- - - - -	- - - - -	- - - - -	-11,003,463.96	-31,740,000.00
	SUBTOTAL 75	0204			-0-	57,571,000.00	- - - - -	61,000,072.80	-3,429,072.80	-0-
SCHOOL ASSISTANCE IN FEDERALLY AFFECTED AREAS, OFFICE OF EDUCATION										
FUND RESOURCES:										
UNDISBURSED FUNDS	NO YEAR	75	0280		56,069,627.53	44,000,000.00	- - - - -	23,358,105.82	- - - - -	(76,711,521.71)
	1976				- - - - -	660,000,000.00	- - - - -	408,157,958.14	- - - - -	(251,842,041.86)
	1975				185,768,124.65	- - - - -	- - - - -	158,552,483.79	- - - - -	(27,215,640.86)
	1974				6,317,059.96	- - - - -	- - - - -	4,574,885.13	- - - - -	(1,742,174.83)
	PRIOR YEARS				8,968,746.25	- - - - -	- - - - -	4,240,342.13	- - - - -	(4,728,404.12)
	SUBTOTAL FY 1976				257,123,558.39	704,000,000.00	- - - - -	598,883,775.01	- - - - -	(362,239,783.38)
TRANSITION QUARTER										
UNDISBURSED FUNDS	NO YEAR	75	0280		(76,711,521.71)	- - - - -	- - - - -	8,996,495.98	- - - - -	67,715,025.73
	1976				(251,842,041.86)	70,000,000.00	- - - - -	65,015,797.31	- - - - -	256,826,244.55
	1975				(27,215,640.86)	- - - - -	- - - - -	564,865.61	24,201,115.83	2,449,659.42
	1974				(1,742,174.83)	- - - - -	-25,771.90	-6,253.06	1,722,655.99	- - - - -
	PRIOR YEARS				(4,728,404.12)	- - - - -	25,771.90	327,047.27	1,068,168.62	3,358,960.13
	SUBTOTAL TRANSITION QUARTER				(362,239,783.38)	70,000,000.00	- - - - -	74,897,953.11	26,991,940.44	330,349,889.83
ACCOUNTS RECEIVABLE					2,808,411.57	- - - - -	- - - - -	- - - - -	1,359,929.53	1,448,482.04
FUND EQUITIES:										
UNOBLIGATED BALANCE					-1,430,922.29	- - - - -	- - - - -	- - - - -	28,225,933.83	-29,656,856.12
ACCOUNTS PAYABLE					-215,868,801.58	- - - - -	- - - - -	- - - - -	56,272,714.17	-272,141,515.75
UNDELIVERED ORDERS					-42,632,246.09	- - - - -	- - - - -	- - - - -	-12,632,246.09	-30,000,000.00
	SUBTOTAL 75	0280			-0-	774,000,000.00	- - - - -	673,781,728.12	100,218,271.88	-0-
CIVIL RIGHTS EDUCATION, OFFICE OF EDUCATION										
FUND RESOURCES:										
UNDISBURSED FUNDS	PRIOR YEARS	75	0215		337,840.13	- - - - -	- - - - -	9,943.76	- - - - -	(327,896.37)
	SUBTOTAL FY 1976				337,840.13	- - - - -	- - - - -	9,943.76	- - - - -	(327,896.37)
TRANSITION QUARTER										
UNDISBURSED FUNDS	PRIOR YEARS	75	0215		(327,896.37)	- - - - -	- - - - -	- - - - -	- - - - -	327,896.37
	SUBTOTAL TRANSITION QUARTER				(327,896.37)	- - - - -	- - - - -	- - - - -	- - - - -	327,896.37
ACCOUNTS RECEIVABLE					6,320.98	- - - - -	- - - - -	- - - - -	-350.00	6,670.98
FUND EQUITIES:										
ACCOUNTS PAYABLE					-100,000.00	- - - - -	- - - - -	- - - - -	4,567.35	-104,567.35
UNDELIVERED ORDERS					-244,161.11	- - - - -	- - - - -	- - - - -	-14,161.11	-230,000.00
	SUBTOTAL 75	0215			-0-	- - - - -	- - - - -	9,943.76	-9,943.76	-0-
EMERGENCY SCHOOL AID, OFFICE OF EDUCATION										
FUND RESOURCES:										
UNDISBURSED FUNDS	1976	75	0275		- - - - -	271,700,000.00	- - - - -	2,746,041.35	- - - - -	(268,953,958.65)
	1975-76				212,953,878.71	- - - - -	- - - - -	188,829,762.47	- - - - -	(24,124,116.24)
	1974				25,947,085.73	- - - - -	- - - - -	17,330,764.85	- - - - -	(8,616,320.88)
	PRIOR YEARS				20,549,471.93	- - - - -	- - - - -	4,314,641.39	- - - - -	(16,234,830.54)
	SUBTOTAL FY 1976				259,450,436.37	271,700,000.00	- - - - -	213,221,210.06	- - - - -	(317,929,226.31)
TRANSITION QUARTER										
UNDISBURSED FUNDS	1976	75	0275		(268,953,958.65)	3,325,000.00	- - - - -	45,464,225.53	3,056,113.93	223,758,619.19
	1975-76				(24,124,116.24)	- - - - -	- - - - -	8,695,579.36	202,921.63	15,225,615.25
	1974				(8,616,320.88)	- - - - -	-8,579,383.15	256,827.28	-219,889.55	- - - - -
	PRIOR YEARS				(16,234,830.54)	- - - - -	8,579,383.15	1,040,221.88	- - - - -	23,773,991.81
	SUBTOTAL TRANSITION QUARTER				(317,929,226.31)	3,325,000.00	- - - - -	55,456,854.05	3,039,146.01	262,758,226.25
ACCOUNTS RECEIVABLE					14,000.00	- - - - -	- - - - -	- - - - -	14,000.00	- - - - -

FUND EQUITIES:										
UNOBLIGATED BALANCE			-109,125,059.00	-	-	-	-	-109,125,059.00	-	
ACCOUNTS PAYABLE			-19,024,615.41	-	-	-	-	21,039,002.18	-40,063,617.59	
UNDELIVERED ORDERS			-131,314,761.96	-	-	-	-	91,379,846.70	-222,694,608.66	
SUBTOTAL 75			0275	-0-	275,025,000.00	-	268,678,064.11	6,346,935.89	-0-	
EDUCATION FOR THE HANDICAPPED, OFFICE OF EDUCATION										
FUND RESOURCES:										
UNDISBURSED FUNDS										
1976 75			0282	-	226,375,000.00	-	43,696,892.32	-	(182,678,107.68)	
1973-76				-	-	12,227,711.00	2,518,704.78	-	(9,709,006.22)	
1975				-	-	-	133,065,472.79	-	(25,150,320.47)	
1973-75				-	-	-12,227,711.00	-	-	(272,289.00)	
1974				-	-	-	16,170,705.42	-	(3,828,053.85)	
1973-74				-	-	-	-332,747.70	-	(1,146,928.38)	
PRIOR YEARS				-	-	-	-3,676,564.64	-	(5,894,357.47)	
SUBTOTAL FY 1976				-	226,375,000.00	-	191,442,462.97	-	(228,679,063.07)	
TRANSITION QUARTER										
UNDISBURSED FUNDS										
1976-77 75			0282	-	200,000,000.00	-	-	-	200,000,000.00	
1976				-	10,500,000.00	-	48,641,073.05	4,076,359.17	140,460,675.46	
1973-76				-	-	-	2,808,246.98	205,699.00	6,695,060.24	
1975				-	-	-	7,530,881.72	796,782.14	16,822,656.61	
1973-75				-	-	-	-	-	272,289.00	
1974				-	-	-	-1,170,570.00	-	-	
1973-74				-	-	-4,998,623.85	-225,890.41	-	-	
PRIOR YEARS				-	-	-1,372,818.79	-2,148,540.02	-	14,414,340.13	
SUBTOTAL TRANSITION QUARTER				-	210,500,000.00	-	55,435,201.32	5,078,840.31	378,665,021.44	
ACCOUNTS RECEIVABLE				-	-	-	-	42,547.71	48,996.68	
FUND EQUITIES:				-	-	-	-	-	-	
UNOBLIGATED BALANCE				-	-	-	-	94,485,750.00	-106,713,461.00	
ACCOUNTS PAYABLE				-	-	-	-	39,325,074.85	-63,241,729.12	
UNDELIVERED ORDERS				-	-	-	-	51,065,122.84	-208,758,828.00	
SUBTOTAL 75			0282	-0-	436,875,000.00	-	246,877,664.29	189,997,335.71	-0-	
OCCUPATIONAL, VOCATIONAL, AND ADULT EDUCATION, OFFICE OF EDUCATION										
FUND RESOURCES:										
UNDISBURSED FUNDS										
NO YEAR 75			0273	-	10,224,923.08	-	7,981,923.66	-	(10,242,999.42)	
1976-77				-	-	-	4,016,178.82	-	(3,983,821.18)	
1976				-	-	-	381,678,818.01	-	(275,132,736.99)	
1975-76				-	4,651,450.74	-	3,472,709.55	-	(1,178,741.19)	
1975				-	342,994,252.53	-	259,283,607.25	-	(83,710,645.28)	
1974-75				-	494,231.87	-	668,080.04	-	(-173,848.17)	
1974				-	70,579,949.55	-	82,734,822.44	-	(-12,154,872.89)	
1973-74				-	944,326.35	-	893,112.85	-	(51,213.50)	
PRIOR YEARS				-	14,429,196.83	-	6,773,326.02	-	(7,655,870.81)	
SUBTOTAL FY 1976				-	444,318,330.95	-	747,502,578.64	-	(369,627,307.31)	
TRANSITION QUARTER										
UNDISBURSED FUNDS										
NO YEAR 75			0273	-	-	-	819,397.13	-	9,423,602.29	
1976-77				-	71,500,000.00	-	4,478,270.03	-	71,005,551.15	
1976				-	-	-	99,020,600.19	589,663.77	328,312,837.03	
1975-76				-	152,790,364.00	-	265,793.39	-	912,947.80	
1975				-	-	-	12,149,927.05	-	71,560,718.23	
1974-75				-	-	-	-279,978.30	24,485.86	81,644.27	
1974				-	-	-	-23,115,089.06	8,612,357.52	-	
1973-74				-	-	-2,347,858.65	-210,272.18	-36,030.00	-	
PRIOR YEARS				-	-	-297,515.68	-3,418,197.59	-	13,719,442.73	
SUBTOTAL TRANSITION QUARTER				-	224,290,364.00	-	89,710,450.66	9,190,477.15	495,016,743.50	
ACCOUNTS RECEIVABLE				-	-	-	-	24.00	-	
FUND EQUITIES:				-	-	-	-	-	-	
UNOBLIGATED BALANCE				-	-	-	-	6,917,834.37	-7,969,675.99	
ACCOUNTS PAYABLE				-	-	-	-	-46,029,940.12	-50,422,067.51	
UNDELIVERED ORDERS				-	-	-	-	89,810,494.30	-436,625,000.00	
SUBTOTAL 75			0273	-0-	897,101,919.00	-	837,213,029.30	59,888,889.70	-0-	
HIGHER EDUCATION, OFFICE OF EDUCATION										
FUND RESOURCES:										
UNDISBURSED FUNDS										
NO YEAR 75			0293	-	215,670,050.49	-	315,015,096.75	-	(352,654,953.74)	
1976-77				-	-	-	140,827,512.28	-	(2,027,765,487.72)	
1976				-	-	-	166,397,378.71	-	(506,568,621.29)	
1975-76				-	888,800,000.00	-	817,301,023.47	-	(71,498,976.53)	
1974-76				-	179,716,911.66	-	190,267,534.39	-	(6,334,249.27)	
1975				-	900,017,537.55	-	825,898,361.14	-	(74,119,176.41)	
1974-75				-	36,362,584.86	-	26,643,897.07	-	(9,718,687.79)	
1973-75				-	19,142,181.09	-	-10,503,327.34	-	(29,645,508.43)	
1974				-	153,810,489.18	-	95,759,169.76	-	(41,166,447.42)	
1973-74				-	36,993,913.45	-16,884,872.00	-48,335,018.20	-	(85,328,931.65)	
PRIOR YEARS				-	99,496,216.16	-	-64,106,192.10	-	(163,602,408.26)	
1976-SEPTEMBER 30, 1976			0293	91	60,000,000.00	-	-	-	(60,000,000.00)	
SUBTOTAL FY 1976				-	2,530,009,884.44	-	2,455,165,435.93	-	(3,428,403,448.51)	

FOOTNOTES AT END OF CHAPTER

Appropriations, Outlays, and Balances - Continued

Appropriation or Fund Account		Account symbol			Balances beginning of fiscal year <u>1/</u>	Appropriations and other obligatory authority <u>2/</u>	Transfers, borrowings, and investments (net) <u>3/</u>	Outlays (net)	Balances withdrawn and other transactions <u>4/</u>	Balances end of fiscal year <u>5/</u>
Title	Period of availability	Dept. Reg. Tr. From	Account No.	Sub. No.						
EDUCATION DIVISION-CONTINUED										
OFFICE OF EDUCATION-CONTINUED										
GENERAL FUND ACCOUNTS-CONTINUED										
FUND RESOURCES -CONTINUED										
TRANSITION QUARTER										
UNDISBURSED FUNDS										
	NO YEAR	75	0293		( \$ 352,654,953.74 )	\$ 124,000,000.00		\$ 83,433,011.42		\$ 393,221,942.32
	1976-77				( 2,027,765,487.72 )			383,887,169.43		1,643,878,318.29
	1976				( 506,568,621.29 )	1,000,000.00		69,845,521.97	\$ 7,054,084.79	430,669,014.53
	1975-76				( 71,498,976.53 )			53,758,248.58	16,978,177.34	762,550.61
	1974-76				( 6,334,249.27 )			-33,981,598.74	5,698,821.00	34,617,027.01
	1975				( 74,119,176.41 )			6,095,457.13	2,330,205.33	65,693,513.95
	1974-75				( 9,718,687.79 )			-15,268,351.05	10,199,655.01	14,787,383.83
	1973-75				( 29,645,508.43 )			-1,245,780.95	9,413,245.00	21,478,044.38
	1974				( 41,166,447.42 )			-11,785,080.66	-14,480,120.34	
	1973-74				( 85,328,931.65 )			-82,880,738.71	2,607,716.33	
	PRIOR YEARS				( 163,602,408.26 )			154,904.50	8,954,293.44	304,805,597.45
	1976-SEPTEMBER 30, 1976	75	0293	91	( 60,000,000.00 )			60,000,000.00		
	SUBTOTAL TRANSITION QUARTER				( 3,428,403,448.51 )	125,000,000.00		594,733,978.24	48,756,077.90	2,909,913,392.37
					4,060.00				-70,047.73	74,107.73
ACCOUNTS RECEIVABLE										
FUND EQUITIES:										
UNOBLIGATED BALANCE										
ACCOUNTS PAYABLE										
UNDELIVERED ORDERS										
					-890,135,184.76				-932,517.83	-889,202,666.93
					-147,173,469.14				422,226,186.99	-569,399,656.13
					-1,492,705,290.54				-41,320,113.50	-1,451,385,177.04
	SUBTOTAL	75	0293		-0-	3,478,559,000.00		3,049,899,414.17	428,659,585.83	-0-
LIBRARY RESOURCES, OFFICE OF EDUCATION										
FUND RESOURCES:										
UNDISBURSED FUNDS										
	NO YEAR	75	0212		853,104.58			464,137.94		( 388,966.64 )
	1976					70,724,000.00		20,136,058.53		( 50,587,941.47 )
	1975				121,329,099.44			92,466,431.63		( 28,862,667.81 )
	1973-75				4,475,381.00			2,981,648.75		( 1,493,732.25 )
	1974				21,622,041.26			17,120,306.43		( 4,501,734.83 )
	1973-74				9,748,310.47			3,464,634.45		( 6,283,676.02 )
	PRIOR YEARS				13,303,219.41			15,332,279.92		( 2,029,060.51 )
	SUBTOTAL FY 1976				171,331,156.16	70,724,000.00		151,965,497.65		( 90,089,658.51 )
TRANSITION QUARTER										
UNDISBURSED FUNDS										
	NO YEAR	75	0212		( 388,966.64 )			74,202.40		314,764.24
	1976-77					147,330,000.00		3,177,963.96		144,152,036.04
	1976				( 50,587,941.47 )	12,937,000.00		14,231,586.62	466,060.00	48,827,294.85
	1975				( 28,862,667.81 )			5,346,692.77	1,538,996.97	21,976,978.07
	1973-75				( 1,493,732.25 )			19,078.40	-11,003.00	1,485,656.85
	1974				( 4,501,734.83 )			-3,875,942.45	2,130,950.45	
	1973-74				( 6,283,676.02 )			88,255.37	-171,648.00	
	PRIOR YEARS				( 2,029,060.51 )			10,243,011.10		11,521,929.16
	SUBTOTAL TRANSITION QUARTER				( 90,089,658.51 )	160,267,000.00		18,124,642.88	3,953,356.42	228,278,659.21
					11,542.00					11,542.00
ACCOUNTS RECEIVABLE										
FUND EQUITIES:										
UNOBLIGATED BALANCE										
ACCOUNTS PAYABLE										
UNDELIVERED ORDERS										
					-263,822.81				16,531,312.36	-16,795,135.17
					-43,800,000.00				-25,033,852.02	-18,766,147.98
					-127,278,875.35				65,450,042.71	-192,728,918.06
	SUBTOTAL	75	0212		-0-	230,991,000.00		170,090,140.53	60,900,859.47	-0-
EDUCATIONAL DEVELOPMENT, OFFICE OF EDUCATION										
FUND RESOURCES:										
UNDISBURSED FUNDS										
	NO YEAR	75	0292		8,688,829.25			4,799,566.59		( 3,861,437.66 )
	1973-75				18,542.89			3,000.00		( 15,542.89 )
	1974				16,324,161.89			12,710,736.19		( 3,613,425.70 )
	1973-74				6,201,495.16			1,698,606.88		( 4,502,888.28 )
	PRIOR YEARS				2,635,980.43			-9,854.49		( 2,645,834.92 )
	SUBTOTAL FY 1976				33,869,009.62			19,202,055.17		( 14,639,129.45 )
TRANSITION QUARTER										
UNDISBURSED FUNDS										
	NO YEAR	75	0292		( 3,861,437.66 )			1,343,524.20		2,517,913.46
	1973-75				( 15,542.89 )			3,000.00	75.00	12,467.89
	1974				( 3,613,425.70 )			-3,656,060.28		
	1973-74				( 4,502,888.28 )			-42,634.58		
	PRIOR YEARS				( 2,645,834.92 )			290,777.59	-941,711.99	
	SUBTOTAL TRANSITION QUARTER				( 14,639,129.45 )			-395,015.44	-1,529,797.92	13,380,531.24
					49,935.51			8,809,882.96	-2,471,434.91	15,910,912.59
								1,199,651.77	39,622.58	10,312.93
ACCOUNTS RECEIVABLE										
FUND EQUITIES:										
UNOBLIGATED BALANCE										
ACCOUNTS PAYABLE										
UNDELIVERED ORDERS										
					-173,003.75				-27,825.00	-145,178.75
					-10,611,381.69				-4,345,334.92	-6,266,046.77
					-23,134,559.69				-13,624,359.69	-9,510,000.00
	SUBTOTAL	75	0292		-0-			-27,825.00	20,401,706.94	-0-

EDUCATION PROFESSIONS DEVELOPMENT,									
OFFICE OF EDUCATION									
FUND RESOURCES:									
UNDISBURSED FUNDS									
	PRIOR YEARS 75	0294	3,080,715.19						(13,217,030.70)
	SUBTOTAL FY 1976		3,080,715.19						(13,217,030.70)
TRANSITION QUARTER									
UNDISBURSED FUNDS									
	PRIOR YEARS 75	0294	(13,217,030.70)						14,605,694.70
	SUBTOTAL TRANSITION QUARTER		(13,217,030.70)						14,605,694.70
ACCOUNTS RECEIVABLE			328,842.38					57,082.96	271,759.42
FUND EQUITIES:									
ACCOUNTS PAYABLE									
			-233,683.63					11,643,770.49	-11,877,454.12
UNDELIVERED ORDERS			-3,175,873.94					-175,873.94	-3,000,000.00
	SUBTOTAL 75	0294	-0-					-11,524,979.51	-0-
INNOVATIVE AND EXPERIMENTAL PROGRAM,									
OFFICE OF EDUCATION									
FUND RESOURCES:									
UNDISBURSED FUNDS									
	1976 75	0270		36,893,000.00				283,251.77	(36,609,748.23)
	SUBTOTAL FY 1976			36,893,000.00				283,251.77	(36,609,748.23)
TRANSITION QUARTER									
UNDISBURSED FUNDS									
	1976 75	0270	(36,609,748.23)					7,944,431.12	28,586,139.15
	SUBTOTAL TRANSITION QUARTER		(36,609,748.23)					7,944,431.12	28,586,139.15
FUND EQUITIES:									
ACCOUNTS PAYABLE									
								3,000,000.00	-3,000,000.00
UNDELIVERED ORDERS								25,586,139.15	-25,586,139.15
	SUBTOTAL 75	0270	-0-	36,893,000.00				8,227,682.89	-0-
EDUCATIONAL ACTIVITIES OVERSEAS, SPECIAL									
FOREIGN CURRENCY PROGRAM, OFFICE OF									
EDUCATION									
FUND RESOURCES:									
UNDISBURSED FUNDS									
	NO YEAR 75	0287	2,647,110.99	2,000,000.00	-10,000.00			1,716,943.02	(2,920,167.97)
TRANSFER TO:									
NATIONAL SCIENCE FOUNDATION									
	NO YEAR 49 75	0287	116,935.66		10,000.00			17,342.26	(109,593.40)
	SUBTOTAL FY 1976		2,764,046.65	2,000,000.00				1,734,285.28	(3,029,761.37)
TRANSITION QUARTER									
UNDISBURSED FUNDS									
	NO YEAR 75	0287	(2,920,167.97)	200,000.00				607,293.19	2,512,874.78
TRANSFER TO:									
NATIONAL SCIENCE FOUNDATION									
	NO YEAR 49 75	0287	(109,593.40)					6,278.17	103,315.23
	SUBTOTAL TRANSITION QUARTER		(3,029,761.37)	200,000.00				613,571.36	2,616,139.01
ACCOUNTS RECEIVABLE			145.00					107.00	38.00
FUND EQUITIES:									
UNOBLIGATED BALANCE									
			-171,130.00					112,339.18	-283,469.18
ACCOUNTS PAYABLE			-434,216.70					-168,095.10	-266,121.60
UNDELIVERED ORDERS			-2,158,844.95					-92,207.72	-2,066,637.23
	SUBTOTAL 75	0287	-0-	2,200,000.00				2,347,856.64	-0-
SALARIES AND EXPENSES, OFFICE									
OF EDUCATION									
FUND RESOURCES:									
UNDISBURSED FUNDS									
	1976 75	0271		108,882,000.00				91,280,815.27	(17,601,184.73)
	1975		31,505,411.73					22,496,919.59	(9,008,492.14)
	1974		4,061,723.91					1,354,535.01	(2,707,188.90)
	PRIOR YEARS		2,458,205.48					104,189.95	(2,354,015.53)
	SUBTOTAL FY 1976		38,025,341.12	108,882,000.00				115,236,459.82	(31,670,881.30)
TRANSITION QUARTER									
UNDISBURSED FUNDS									
	1976 75	0271	(17,601,184.73)	25,278,000.00				23,617,669.16	17,867,532.29
	1975		(9,008,492.14)					1,450,540.87	8,400,774.44
	1974		(2,707,188.90)					327,803.63	945,944.15
	PRIOR YEARS		(2,354,015.53)					458,353.54	3,332,431.37
	SUBTOTAL TRANSITION QUARTER		(31,670,881.30)	25,278,000.00				25,392,685.40	29,600,738.10
ACCOUNTS RECEIVABLE			775,550.65					280,106.92	495,443.73
FUND EQUITIES:									
ACCOUNTS PAYABLE									
			-12,570,487.09					-3,187,906.50	-9,382,580.59
UNDELIVERED ORDERS			-26,230,404.68					-5,516,803.44	-20,713,601.24
	SUBTOTAL 75	0271	-0-	134,160,000.00				140,629,145.22	-0-
PUBLIC ENTERPRISE FUNDS									
STUDENT LOAN INSURANCE FUND, OFFICE									
OF EDUCATION									
FUND RESOURCES:									
UNDISBURSED FUNDS									
	NO YEAR 75	4308	100,869,930.97	201,787,000.00				133,508,356.24	(169,148,574.73)
	SUBTOTAL FY 1976		100,869,930.97	201,787,000.00				133,508,356.24	(169,148,574.73)
TRANSITION QUARTER									
UNDISBURSED FUNDS									
	NO YEAR 75	4308	(169,148,574.73)	30,000,000.00				57,517,362.12	141,631,212.61
	SUBTOTAL TRANSITION QUARTER		(169,148,574.73)	30,000,000.00				57,517,362.12	141,631,212.61
ACCOUNTS RECEIVABLE			14,528,700.32					-13,563,722.21	28,092,422.53
FUND EQUITIES:									
UNOBLIGATED BALANCE									
			-70,907,152.29					60,658,160.85	-131,565,313.14
ACCOUNTS PAYABLE			-44,491,479.00					-6,333,157.00	-38,158,322.00
	SUBTOTAL 75	4308	-0-	231,787,000.00				191,025,718.36	-0-

FOOTNOTES AT END OF CHAPTER



Appropriations, Outlays, and Balances - Continued

Appropriation or Fund Account		Account symbol			Balances beginning of fiscal year 1/	Appropriations and other obligational authority 2/	Transfers, borrowings, and investments (net) 3/	Outlays (net)	Balances withdrawn and other transactions 4/	Balances end of fiscal year 5/
Title	Period of availability	Dept. Reg	Account No.	Sub. No.						
EDUCATION DIVISION-CONTINUED										
OFFICE OF EDUCATION-CONTINUED										
PUBLIC ENTERPRISE FUNDS-CONTINUED										
HIGHER EDUCATION FACILITIES LOAN AND INSURANCE FUND, OFFICE OF EDUCATION										
FUND RESOURCES:										
UNDISBURSED FUNDS	NO YEAR 75		4312		\$105,961,810.18	\$2,192,000.00	-\$5,415,900.00	-\$14,089,541.29	- - - - -	( \$116,827,451.47)
	FY 1976				105,961,810.18	2,192,000.00	-5,415,900.00	-14,089,541.29	- - - - -	(116,827,451.47)
TRANSITION QUARTER										
UNDISBURSED FUNDS	NO YEAR 75		4312		(116,827,451.47)	1,994,915.48	-1,067,000.00	31,200,078.36	- - - - -	86,555,288.59
					(116,827,451.47)	1,994,915.48	-1,067,000.00	31,200,078.36	- - - - -	86,555,288.59
ACCOUNTS RECEIVABLE					6,542,296.15	- - - - -	- - - - -	- - - - -	- \$1,744,559.01	8,286,855.16
FUND EQUITIES:										
UNOBLIGATED BALANCE					-93,634,270.36	- - - - -	- - - - -	- - - - -	-11,821,181.02	-81,813,089.34
ACCOUNTS PAYABLE					-3,751,835.97	- - - - -	- - - - -	- - - - -	-1,327,781.56	-2,424,054.41
UNDELIVERED ORDERS					-15,118,000.00	- - - - -	- - - - -	- - - - -	-4,513,000.00	-10,605,000.00
	SUBTOTAL 75		4312		-0-	4,186,915.48	-6,482,900.00	17,110,537.07	-19,406,521.59	-0-
INTRAGOVERNMENTAL FUNDS										
CONSOLIDATED WORKING FUND, HEALTH, EDUCATION, AND WELFARE, OFFICE OF EDUCATION										
FUND RESOURCES:										
UNDISBURSED FUNDS	NO YEAR 75		3902		1,546,887.91	- - - - -	- - - - -	9,348.00	- - - - -	(1,537,539.91)
	1975-77				573,743.00	- - - - -	- - - - -	123,023.75	- - - - -	(450,719.25)
	1976				- - - - -	- - - - -	- - - - -	-917,614.00	- - - - -	(917,614.00)
	1974-76				147,501.45	- - - - -	- - - - -	70,779.06	- - - - -	(76,722.39)
	1975				1,642,762.73	- - - - -	- - - - -	1,001,611.80	- - - - -	(641,150.93)
	1974				511,400.54	- - - - -	- - - - -	377,129.98	- - - - -	(134,270.56)
	1973-74				4,129.84	- - - - -	- - - - -	289.41	- - - - -	(3,840.43)
	PRIOR YEARS				76,427.48	- - - - -	- - - - -	-80,347.29	- - - - -	(156,774.77)
	SUBTOTAL FY 1976				4,502,852.95	- - - - -	- - - - -	584,220.71	- - - - -	(3,918,632.24)
TRANSITION QUARTER										
UNDISBURSED FUNDS	NO YEAR 75		3902		(1,537,539.91)	- - - - -	- - - - -	-590,000.00	- - - - -	2,127,539.91
	1975-77				(450,719.25)	- - - - -	- - - - -	- - - - -	- - - - -	450,719.25
	1976				(917,614.00)	- - - - -	- - - - -	-619,160.05	63,884.81	1,472,889.24
	1974-76				(76,722.39)	- - - - -	- - - - -	-11,006.10	43,831.99	43,896.50
	1975				(641,150.93)	- - - - -	- - - - -	72,787.12	- - - - -	568,363.81
	1974				(134,270.56)	- - - - -	- - - - -	-91,636.00	-115,393.00	- - - - -
	1973-74				(3,840.43)	- - - - -	- - - - -	-1,274.85	2,565.58	- - - - -
	PRIOR YEARS				(156,774.77)	- - - - -	- - - - -	342,574.41	63,767.61	435,581.57
	SUBTOTAL TRANSITION QUARTER				(3,918,632.24)	- - - - -	- - - - -	-1,239,015.03	58,656.99	5,098,990.28
ACCOUNTS RECEIVABLE					21,240.62	- - - - -	- - - - -	- - - - -	-3,227,782.00	3,249,022.62
FUND EQUITIES:										
UNOBLIGATED BALANCE					-873,309.60	- - - - -	- - - - -	- - - - -	1,998,189.01	-2,871,498.61
ACCOUNTS PAYABLE					-996,033.24	- - - - -	- - - - -	- - - - -	1,954,067.05	-2,950,100.29
UNDELIVERED ORDERS					-2,654,750.73	- - - - -	- - - - -	- - - - -	-128,336.73	-2,526,414.00
	SUBTOTAL 75		3902		-0-	- - - - -	- - - - -	-654,794.32	654,794.32	-0-
TOTAL, OFFICE OF EDUCATION FY 1976 . . . . .										
					- - - - -	8,117,466,555.00	-5,415,900.00	6,813,549,506.97	- - - - -	- - - - -
TOTAL, OFFICE OF EDUCATION T.Q. . . . .										
					- - - - -	3,088,893,131.48	-1,067,000.00	1,735,114,990.44	2,651,212,289.07	- - - - -
NATIONAL INSTITUTE OF EDUCATION										
GENERAL FUND ACCOUNTS										
NATIONAL INSTITUTE OF EDUCATION, NATIONAL INSTITUTE OF EDUCATION										
FUND RESOURCES:										
UNDISBURSED FUNDS	1976 75		1296		- - - - -	70,000,000.00	- - - - -	38,596,482.27	- - - - -	(31,403,517.73)
	1975				26,511,725.74	- - - - -	- - - - -	26,045,632.20	- - - - -	(466,093.54)
	1974				4,191,807.83	- - - - -	- - - - -	818,785.35	- - - - -	(3,373,022.48)
	PRIOR YEARS				5,861,306.10	- - - - -	- - - - -	4,316,974.27	- - - - -	(1,544,331.83)
	SUBTOTAL FY 1976				36,564,839.67	70,000,000.00	- - - - -	69,777,874.09	- - - - -	(36,786,965.58)

TRANSITION QUARTER UNDISBURSED FUNDS			1976 75	1296	(31,403,517.73)	20,000,000.00		12,532,940.61	252,190.94	38,618,386.18
			1975		(466,093.54)			82,337.58	-87,970.32	471,726.28
			1974		(3,373,022.48)			343,039.25		
PRIOR YEARS					(1,544,331.83)				-229,962.38	4,482,853.70
SUBTOTAL TRANSITION QUARTER					(36,786,965.58)	20,000,000.00		13,279,741.18	-65,741.76	43,572,966.16
FUND EQUITIES:					4,829.41				-17,736.74	22,566.15
ACCOUNTS RECEIVABLE										
ACCOUNTS PAYABLE					-1,479,133.38				-75,305.55	-1,403,827.83
UNDELIVERED ORDERS					-35,090,535.70				7,101,168.78	-42,191,704.48
SUBTOTAL 75			1296		-0-	90,000,000.00		83,057,615.27	6,942,384.73	-0-
INTRAGOVERNMENTAL FUNDS										
CONSOLIDATED WORKING FUND, HEALTH, EDUCATION, AND WELFARE, NATIONAL INSTITUTE OF EDUCATION										
FUND RESOURCES:										
UNDISBURSED FUNDS			1976 75	3912				-772,379.51		(772,379.51)
			1975		518,114.09			122,070.01		(396,044.08)
SUBTOTAL FY 1976					518,114.09			-650,309.50		(1,168,423.59)
TRANSITION QUARTER UNDISBURSED FUNDS			1976 75	3912	(772,379.51)			658,714.73		113,664.78
			1975		(396,044.08)			83,649.84		312,394.24
SUBTOTAL TRANSITION QUARTER					(1,168,423.59)			742,364.57		426,059.02
FUND EQUITIES:									-906,443.00	906,443.00
ACCOUNTS RECEIVABLE										
UNDELIVERED ORDERS					-518,114.09				814,387.93	-1,332,502.02
SUBTOTAL 75			3912		-0-			92,055.07	-92,055.07	-0-
TOTAL, NATIONAL INSTITUTE OF EDUCATION FY 1976 . . . . .						70,000,000.00		69,127,564.59		
TOTAL, NATIONAL INSTITUTE OF EDUCATION T.O. . . . .						20,000,000.00		14,022,105.75	6,850,329.66	
OFFICE OF ASSISTANT SECRETARY FOR EDUCATION										
GENERAL FUND ACCOUNTS										
IMPROVEMENT OF POSTSECONDARY EDUCATION, OFFICE OF THE ASSISTANT SECRETARY FOR EDUCATION										
FUND RESOURCES:										
UNDISBURSED FUNDS			1975 75	1402	11,259,703.91		-11,259,703.91			
			1974		90,710.56		-90,710.56			
SUBTOTAL FY 1976					11,350,414.47		-11,350,414.47			
FUND EQUITIES:										
ACCOUNTS PAYABLE					-40,486.00				-40,486.00	
UNDELIVERED ORDERS					-11,309,928.47				-11,309,928.47	
SUBTOTAL 75			1402		-0-		-11,350,414.47		-11,350,414.47	-0-
SALARIES AND EXPENSES, OFFICE OF THE ASSISTANT SECRETARY FOR EDUCATION										
FUND RESOURCES:										
UNDISBURSED FUNDS			1976 75	1401		32,500,000.00		10,621,991.54		(21,878,008.46)
			1975		293,312.06		11,259,703.91	10,825,576.99		(727,438.98)
			1974		26,063.52		90,710.56	-372,823.26		(489,597.34)
PRIOR YEARS								133.26		(-133.26)
SUBTOTAL FY 1976					319,375.58	32,500,000.00	11,350,414.47	21,074,878.53		(23,094,911.52)
TRANSITION QUARTER UNDISBURSED FUNDS			1976 75	1401	(21,878,008.46)	5,599,000.00		1,778,934.55	1,795,910.38	23,902,163.53
			1975		(727,438.98)			27,505.98		699,933.00
			1974		(489,597.34)			59,350.16		
PRIOR YEARS					(-133.26)				-19,801.53	
SUBTOTAL TRANSITION QUARTER					(23,094,911.52)	5,599,000.00		1,865,790.69	1,775,032.65	25,053,088.18
FUND EQUITIES:					5,650.23				3,455.47	2,194.76
ACCOUNTS RECEIVABLE										
ACCOUNTS PAYABLE					-247,056.85				2,508,226.09	-2,755,282.94
UNDELIVERED ORDERS					-77,968.96				22,222,031.04	-22,300,000.00
SUBTOTAL 75			1401		-0-	38,099,000.00	11,350,414.47	22,940,669.22	26,508,745.25	-0-

Appropriations, Outlays, and Balances - Continued

Appropriation or Fund Account		Account symbol			Balances beginning of fiscal year <u>1/</u>	Appropriations and other obligational authority <u>2/</u>	Transfers, borrowings, and investments (net) <u>3/</u>	Outlays (net)	Balances withdrawn and other transactions <u>4/</u>	Balances end of fiscal year <u>5/</u>
Title	Period of availability	Dept. Reg.	Account No.	Sub. No.						
EDUCATION DIVISION-CONTINUED										
OFFICE OF ASSISTANT SECRETARY FOR EDUCATION-CONTINUED										
TRUST FUND ACCOUNTS										
SPECIAL STATISTICAL COMPILATIONS AND SURVEYS, OFFICE OF EDUCATION										
FUND RESOURCES:										
UNDISBURSED FUNDS	NO YEAR 75		8560		\$55,222.54	\$21,844.03	-	-\$2,963.00	-	(\$ 80,029.57)
	SUBTOTAL FY 1976				55,222.54	21,844.03	-	-2,963.00	-	( 80,029.57)
TRANSITION QUARTER UNDISBURSED FUNDS	NO YEAR 75		8560		( 80,029.57)	-13,070.75	-	-	-	66,958.82
	SUBTOTAL TRANSITION QUARTER				( 80,029.57)	-13,070.75	-	-	-	66,958.82
FUND EQUITIES:										
UNOBLIGATED BALANCE					-55,222.54	-	-	-	\$11,736.28	-66,958.82
	SUBTOTAL 75		8560		-0-	8,773.28	-	-2,963.00	11,736.28	-0-
TOTAL, OFFICE OF ASSISTANT SECRETARY FOR EDUCATION FY 1976 . . . . .					-	32,521,844.03	-	21,071,915.53	-	-
TOTAL, OFFICE OF ASSISTANT SECRETARY FOR EDUCATION T.Q. . . . .					-	5,585,929.25	-	1,865,790.69	15,170,067.06	-
TOTAL, EDUCATION DIVISION FY 1976 . . . . .					-	8,219,988,399.03	-\$5,415,900.00	6,903,748,987.09	-	-
TOTAL, EDUCATION DIVISION T.Q. . . . .					-	3,114,479,060.73	-1,067,000.00	1,751,002,886.88	2,673,232,685.79	-
SOCIAL AND REHABILITATION SERVICE										
GENERAL FUND ACCOUNTS										
PUBLIC ASSISTANCE, SOCIAL AND REHABILITATION SERVICE										
FUND RESOURCES:										
UNDISBURSED FUNDS	1976-77 75		0581		-	-	-	-	-	( 173,457,000.00)
	1974-75				650,015,297.11	-	-	520,244,732.03	-	( 129,770,565.08)
	1973-74				37,138,000.22	-	-	366,140.89	-	( 36,771,859.33)
	PRIOR YEARS				116,876.94	-	-	-168,221.86	-	( 285,098.80)
	1975-76				3,461,065,506.04	21,191,220,000.00	-	16,154,594,751.13	-	( 4,136,885,902.91)
APPROPRIATION AVAILABLE IN PRIOR FISCAL YEAR					-	-	-	-	-	-
APPROPRIATION AVAILABLE FROM SUBSEQUENT FISCAL YEAR					-	-4,360,404,852.00	-	-	-	-
	1976-77				-	173,457,000.00	-	-	-	-
	SUBTOTAL FY 1976				4,148,335,680.31	17,004,272,148.00	-	16,675,437,402.19	-	( 4,477,170,426.12)
TRANSITION QUARTER										
UNDISBURSED FUNDS	1975-76 75		0581		( 4,136,885,902.91)	455,230,000.00	-	4,418,310,297.42	1,240,913.26	172,564,652.23
	1974-75				( 129,770,565.08)	-	-	-11,012,956.19	4,562,717.42	136,220,803.85
	1973-74				( 36,771,859.33)	-	-	-46,187,519.04	-8,086,775.23	-
	PRIOR YEARS				( 285,098.80)	-	-	46,187,519.04	130,744.77	46,411,362.20
	1976-77				( 173,457,000.00)	-786,870,841.00	-	-69,489.13	-	3,780,586,159.00
APPROPRIATION AVAILABLE FROM SUBSEQUENT FISCAL YEAR					-	-	-	-	-	-
	1976-77				-	4,394,000,000.00	-	-	-	-
	SUBTOTAL TRANSITION QUARTER				( 4,477,170,426.12)	4,062,359,159.00	-	4,399,141,076.87	4,605,490.97	4,135,783,017.28
ACCOUNTS RECEIVABLE					5,630.96	-	-	-	-4,487,187,447.42	4,487,193,078.38
FUND EQUITIES:										
ACCOUNTS PAYABLE					-414,944,388.23	-	-	-	4,485,825,981.94	-4,900,770,370.17
UNDELIVERED ORDERS					-3,733,396,923.04	-	-	-	-11,191,197.55	-3,722,205,725.49
	SUBTOTAL 75		0581		-0-	21,066,631,307.00	-	21,074,578,479.06	-7,947,172.06	-0-
WORK INCENTIVES, SOCIAL AND REHABILITATION SERVICE										
FUND RESOURCES:										
UNDISBURSED FUNDS	1976 75		0576		-	400,000,000.00	-249,845,432.00	104,424,646.81	-	( 45,729,921.19)
	1975				6,633,221.33	-	-	3,037,454.17	-	( 3,595,767.16)
	1974				603,907.98	-	-	3,287.98	-	( 600,620.00)
	PRIOR YEARS				16,160.07	-	-	-11,602.80	-	( 27,762.87)
TRANSFER TO: LABOR					-	-	249,845,432.00	140,764,662.89	-	( 109,080,769.11)
	1975				48,497,275.71	-	-	45,992,429.17	-	( 2,504,846.54)
	1974				7,603,491.42	-	-	11,640,095.13	-	( -4,036,603.71)
	PRIOR YEARS				1,366,207.84	-	-	1,394,595.00	-	( -28,387.16)

ENVIRONMENTAL PROTECTION AGENCY	1975 68 75 0576	1,658.43				1,637.15		(21.28)
	1974	66,622.82				65,725.01		(897.81)
TRANSITION QUARTER	SUBTOTAL FY 1976	64,788,545.60	4,00,000,000.00			307,312,930.51		(157,475,615.09)
UNDISBURSED FUNDS	1976 75 0576	(45,729,921.19)	80,000,000.00		-52,600,000.00	33,991,259.25	12,907,653.01	26,231,008.93
	1975	(3,595,767.16)				-2,023,812.43	2,703,089.00	2,916,490.59
	1974	(600,620.00)			-600,620.00			
TRANSFER TO:	PRIOR YEARS	(27,762.87)			600,620.00			628,382.87
LABOR	1976 16 75 0576	(109,080,769.11)			52,600,000.00	60,677,813.91	127,826.69	100,875,128.51
	1975	(2,504,846.54)				-438,386.07	190,045.17	2,753,187.44
	1974	(-4,036,603.71)			-1,436,736.91	-5,595,637.40	122,296.78	
	PRIOR YEARS	(-28,387.16)			1,436,736.91	-110,709.38	984,173.59	534,885.54
ENVIRONMENTAL PROTECTION AGENCY	1975 68 75 0576	(21.28)					21.28	
	1974	(897.81)			-851.81	-39,927.59	39,973.59	
	PRIOR YEARS				851.81			851.81
	SUBTOTAL TRANSITION QUARTER	(157,475,615.09)	80,000,000.00			86,460,600.29	17,075,079.11	133,939,935.69
ACCOUNTS RECEIVABLE		5,547.92					-30,632,846.00	30,638,393.92
FUND EQUITIES:								
ACCOUNTS PAYABLE		-9,659,211.84					39,693,746.31	-49,352,958.15
UNDELIVERED ORDERS		-55,134,881.68					60,090,489.78	-115,225,371.46
	SUBTOTAL 75 0576	-0-	480,000,000.00			393,773,530.80	86,226,469.20	-0-
SALARIES AND EXPENSES, SOCIAL AND REHABILITATION SERVICE								
FUND RESOURCES:								
UNDISBURSED FUNDS	1976 75 0501		60,378,000.00			47,907,859.71		(12,470,140.29)
	1975	6,093,647.66				6,212,842.04		(-119,194.38)
	1974	2,505,296.48				265,019.12		(2,240,277.36)
	PRIOR YEARS	1,001,209.57				315,923.02		(685,286.55)
	SUBTOTAL FY 1976	9,600,153.71	60,378,000.00			54,701,643.89		(15,276,509.82)
TRANSITION QUARTER	1976 75 0501	(12,470,140.29)	15,219,000.00			11,839,921.88	5,551,502.14	10,297,716.27
UNDISBURSED FUNDS	1975	(-119,194.38)				259,709.67	-1,613,908.35	1,235,004.30
	1974	(2,240,277.36)			-1,513,841.99	48,396.73	678,038.64	
	PRIOR YEARS	(685,286.55)			1,513,841.99	51,715.60	151,338.69	1,996,074.25
	SUBTOTAL TRANSITION QUARTER	(15,276,509.82)	15,219,000.00			12,199,743.88	4,766,971.12	13,528,794.82
ACCOUNTS RECEIVABLE		1,757,642.84					1,126,833.36	630,809.48
FUND EQUITIES:								
ACCOUNTS PAYABLE		-2,656,437.18					4,981,760.57	-7,638,197.75
UNDELIVERED ORDERS		-8,701,359.37					-2,179,952.82	-6,521,406.55
	SUBTOTAL 75 0501	-0-	75,597,000.00			66,901,387.77	8,695,612.23	-0-
SPECIAL ASSISTANCE TO REFUGEES FROM CAMBODIA AND VIETNAM IN THE UNITED STATES, SOCIAL AND REHABILITATION SERVICE								
FUND RESOURCES:								
UNDISBURSED FUNDS	1975-76 75 0570	99,989,469.44		53,000,000.00		54,206,960.69		(98,782,508.75)
	SUBTOTAL FY 1976	99,989,469.44		53,000,000.00		54,206,960.69		(98,782,508.75)
TRANSITION QUARTER	1975-76 75 0570	(98,782,508.75)				20,590,831.53		78,191,677.22
UNDISBURSED FUNDS	SUBTOTAL TRANSITION QUARTER	(98,782,508.75)				20,590,831.53		78,191,677.22
ACCOUNTS RECEIVABLE		200.00					-9,134,895.86	9,135,095.86
FUND EQUITIES:								
UNOBLIGATED BALANCE		-93,917,867.57					-50,987,605.88	<sup>9</sup> -42,930,261.69
ACCOUNTS PAYABLE		-21,794.99					12,639,442.42	-12,661,237.41
UNDELIVERED ORDERS		-6,050,006.88					25,685,267.10	-31,735,273.98
	SUBTOTAL 75 0570	-0-		53,000,000.00		74,797,792.22	-21,797,792.22	-0-
ASSISTANCE TO REFUGEES IN THE UNITED STATES, (CUBAN PROGRAM), SOCIAL AND REHABILITATION SERVICE								
FUND RESOURCES:								
UNDISBURSED FUNDS	1976 75 0573		85,000,000.00			70,620,835.86		(14,379,164.14)
	1975	15,515,125.05				13,014,317.10		(2,500,807.95)
	1974	1,215,760.34				163,114.72		(1,052,645.62)
	PRIOR YEARS	59,908.61				758.52		(59,150.09)
	SUBTOTAL FY 1976	16,790,794.00	85,000,000.00			83,799,026.20		(17,991,767.80)
TRANSITION QUARTER	1976 75 0573	(14,379,164.14)	19,000,000.00			14,667,814.49	693,848.63	18,017,501.02
UNDISBURSED FUNDS	1975	(2,500,807.95)				17,931.58	-55,106.85	2,537,983.22
	1974	(1,052,645.62)			-1,015,480.80	-1,921.20	39,086.02	
	PRIOR YEARS	(59,150.09)			1,015,480.80	-1,625.00	269,943.88	806,312.01
	SUBTOTAL TRANSITION QUARTER	(17,991,767.80)	19,000,000.00			14,682,199.87	947,771.68	21,361,796.25
ACCOUNTS RECEIVABLE		118,352.82					-8,227,648.76	8,346,001.58
FUND EQUITIES:								
ACCOUNTS PAYABLE		-1,879,748.83					17,359,017.48	-19,238,766.31
UNDELIVERED ORDERS		-15,029,397.99					-4,560,366.47	-10,469,031.52
	SUBTOTAL 75 0573	-0-	104,000,000.00			98,481,226.07	5,518,773.93	-0-

Appropriations, Outlays, and Balances - Continued

Appropriation or Fund Account		Account symbol			Balances beginning of fiscal year <u>1/</u>	Appropriations and other obligational authority <u>2/</u>	Transfers, borrowings, and investments (net) <u>3/</u>	Outlays (net)	Balances withdrawn and other transactions <u>4/</u>	Balances end of fiscal year <u>5/</u>
Title	Period of availability	Dept. Reg.	Account No.	Sub. No.						
<b>SOCIAL AND REHABILITATION SERVICE-CONTINUED</b>										
<b>INTRAGOVERNMENTAL FUNDS</b>										
<b>CONSOLIDATED WORKING FUND, HEALTH, EDUCATION, AND WELFARE, SOCIAL AND REHABILITATION SERVICE</b>										
<b>FUND RESOURCES:</b>										
UNDISBURSED FUNDS	1976 75		3905		- - - - -	- - - - -	- - - - -	- \$46,796.60	- - - - -	( \$46,796.60)
	1975				\$1,181,472.09	- - - - -	- - - - -	901,254.11	- - - - -	(280,217.98)
	1974				271,666.23	- - - - -	- - - - -	-91,480.74	- - - - -	(363,146.97)
	1973				-74,110.49	- - - - -	- - - - -	- - - - -	- - - - -	(-74,110.49)
	PRIOR YEARS				-14,064.31	- - - - -	- \$72,533.00	-319,262.47	- - - - -	(232,665.16)
	SUBTOTAL FY 1976				1,364,963.52	- - - - -	-72,533.00	443,714.30	- - - - -	(848,716.22)
<b>TRANSITION QUARTER</b>										
UNDISBURSED FUNDS	1976 75		3905		(46,796.60)	- - - - -	- - - - -	-87,185.77	- - - - -	133,982.37
	1975				(280,217.98)	- - - - -	- - - - -	25,264.00	- \$42,314.00	297,267.98
	1974				(363,146.97)	- - - - -	-362,590.57	263.57	- - - - -	292.83
	1973				(-74,110.49)	- - - - -	- - - - -	-154,914.76	- - - - -	80,804.27
	PRIOR YEARS				(232,665.16)	- - - - -	362,590.57	116,568.05	- - - - -	478,687.68
	SUBTOTAL TRANSITION QUARTER				(848,716.22)	- - - - -	- - - - -	-100,004.91	-42,314.00	991,035.13
ACCOUNTS RECEIVABLE					1,491,172.80	- - - - -	- - - - -	- - - - -	1,352,621.13	138,551.67
<b>FUND EQUITIES:</b>										
UNOBLIGATED BALANCE					- - - - -	- - - - -	- - - - -	- - - - -	330,998.92	<sup>7</sup> -330,998.92
ACCOUNTS PAYABLE					- - - - -	- - - - -	- - - - -	- - - - -	138,551.67	-138,551.67
UNDELIVERED ORDERS					-2,856,136.32	- - - - -	- - - - -	- - - - -	-2,196,100.11	-660,036.21
	SUBTOTAL 75		3905		-0-	- - - - -	-72,533.00	343,709.39	-416,242.39	-0-
<b>TRUST FUND ACCOUNTS</b>										
<b>GIFTS AND DONATIONS, REFUGEE ASSISTANCE, SOCIAL AND REHABILITATION SERVICE</b>										
<b>FUND RESOURCES:</b>										
UNDISBURSED FUNDS	NO YEAR 75		8273		5,330.36	- - - - -	- - - - -	- - - - -	- - - - -	(5,330.36)
	SUBTOTAL FY 1976				5,330.36	- - - - -	- - - - -	- - - - -	- - - - -	(5,330.36)
<b>TRANSITION QUARTER</b>										
UNDISBURSED FUNDS	NO YEAR 75		8273		(5,330.36)	- - - - -	- - - - -	- - - - -	- - - - -	5,330.36
	SUBTOTAL TRANSITION QUARTER				(5,330.36)	- - - - -	- - - - -	- - - - -	- - - - -	5,330.36
<b>FUND EQUITIES:</b>										
UNOBLIGATED BALANCE					-5,330.36	- - - - -	- - - - -	- - - - -	- - - - -	-5,330.36
	SUBTOTAL 75		8273		-0-	- - - - -	- - - - -	- - - - -	- - - - -	-0-
<b>TOTAL, SOCIAL AND REHABILITATION SERVICE FY 1976 . . . . .</b>					- - - - -	\$17,549,650,148.00	52,927,467.00	17,175,901,677.78	- - - - -	- - - - -
<b>TOTAL, SOCIAL AND REHABILITATION SERVICE T.Q. . . . .</b>					- - - - -	4,176,578,159.00	- - - - -	4,532,974,447.53	70,279,648.69	- - - - -
<b>SOCIAL SECURITY ADMINISTRATION</b>										
<b>GENERAL FUND ACCOUNTS</b>										
<b>PAYMENTS TO SOCIAL SECURITY TRUST AND OTHER FUNDS, SOCIAL SECURITY ADMINISTRATION</b>										
<b>FUND RESOURCES:</b>										
UNDISBURSED FUNDS	1976 75		0404		- - - - -	4,123,363,000.00	- - - - -	4,115,256,947.35	- - - - -	(8,106,052.65)
	1975				178,448.83	- - - - -	- - - - -	178,448.83	- - - - -	- - - - -
	1974				- - - - -	- - - - -	- - - - -	157,833.70	- - - - -	(-157,833.70)
	PRIOR YEARS				- - - - -	- - - - -	- - - - -	1,308.30	- - - - -	(-1,308.30)
	SUBTOTAL FY 1976				178,448.83	4,123,363,000.00	- - - - -	4,115,594,538.18	- - - - -	(7,946,910.65)
<b>TRANSITION QUARTER</b>										
UNDISBURSED FUNDS	1976 75		0404		(8,106,052.65)	880,940,000.00	- - - - -	878,710,551.00	10,329,249.65	6,252.00
	1975				- - - - -	- - - - -	- - - - -	- - - - -	- - - - -	- - - - -
	1974				(-157,833.70)	- - - - -	- - - - -	- - - - -	-157,833.70	- - - - -
	PRIOR YEARS				(-1,308.30)	- - - - -	- - - - -	- - - - -	-1,308.30	- - - - -
	SUBTOTAL TRANSITION QUARTER				(7,946,910.65)	880,940,000.00	- - - - -	878,710,551.00	10,170,107.65	6,252.00
<b>FUND EQUITIES:</b>										
ACCOUNTS PAYABLE					-178,448.83	- - - - -	- - - - -	- - - - -	-172,196.83	-6,252.00
	SUBTOTAL 75		0404		-0-	5,004,303,000.00	- - - - -	4,994,305,089.18	9,997,910.82	-0-

SPECIAL BENEFITS FOR DISABLED COAL MINERS, SOCIAL SECURITY ADMINISTRATION FUND RESOURCES:

UNDISBURSED FUNDS	1976-77	75	0409	- - - - -	- - - - -	- - - - -	- - - - -	(11,155,000.00)
	1975			69,509,204.12	- - - - -	- - - - -	- - - - -	(-12,510.00)
	1974			612,044.50	- - - - -	- - - - -	- - - - -	(897,274.29)
	PRIOR YEARS			88,404.26	- - - - -	- - - - -	- - - - -	(119,637.54)
TRANSFER TO:								
CENTER FOR DISEASE CONTROL	PRIOR YEARS	75	0409	13,816.03	- - - - -	- - - - -	- - - - -	(13,816.03)
	1975-76			6,662,209.85	999,778,000.00	- - - - -	928,519,221.21	(71,258,778.79)
APPROPRIATION AVAILABLE IN PRIOR FISCAL YEAR	1975-76			- - - - -	-6,662,209.85	- - - - -	- - - - -	- - - - -
APPROPRIATION AVAILABLE FROM SUBSEQUENT FISCAL YEAR	1976-77			- - - - -	11,155,000.00	- - - - -	- - - - -	- - - - -
	1976-77			76,885,678.76	1,004,270,790.15	- - - - -	997,724,472.26	(83,431,996.65)
TRANSITION QUARTER								
UNDISBURSED FUNDS	1976-77	75	0409	(11,155,000.00)	902,742,000.00	- - - - -	- - - - -	913,897,000.00
	1975-76			(71,258,778.79)	234,600,000.00	- - - - -	241,579,867.80	64,278,910.99
	1975			(-12,510.00)	- - - - -	- - - - -	-29,180.51	16,670.51
	1974			(897,274.29)	- - - - -	-1,999,414.27	-1,102,139.98	- - - - -
	PRIOR YEARS			(119,637.54)	- - - - -	1,999,414.27	5,378.10	2,113,673.71
TRANSFER TO:								
CENTER FOR DISEASE CONTROL	PRIOR YEARS	75	0409	(13,816.03)	- - - - -	- - - - -	- - - - -	13,816.03
	1975-76			(83,431,996.65)	1,137,342,000.00	- - - - -	240,453,925.41	978,189,727.02
	1974			978,268.00	- - - - -	- - - - -	794,673.64	183,594.36
ACCOUNTS RECEIVABLE				- - - - -	- - - - -	- - - - -	- - - - -	- - - - -
FUND EQUITIES:				- - - - -	- - - - -	- - - - -	- - - - -	- - - - -
UNOBLIGATED BALANCE				- - - - -	- - - - -	- - - - -	904,067,434.36	10-904,067,434.36
ACCOUNTS PAYABLE				-77,081,206.46	- - - - -	- - - - -	-2,779,058.44	-74,302,148.02
UNDELIVERED ORDERS				-782,740.30	- - - - -	- - - - -	-779,001.30	-3,739.00
	1976-77			-0-	2,141,612,790.15	- - - - -	1,238,178,397.67	903,434,392.48
	1976-77			-0-	2,141,612,790.15	- - - - -	1,238,178,397.67	903,434,392.48
SUPPLEMENTAL SECURITY INCOME PROGRAM, SOCIAL SECURITY ADMINISTRATION FUND RESOURCES:								
UNDISBURSED FUNDS	1976	75	0406	- - - - -	5,518,523,000.00	-54,888,000.00	4,991,329,707.55	(472,305,292.45)
	1974-75			15,467,048.65	- - - - -	- - - - -	15,465,032.18	(2,016.47)
	1974			-294,148.02	- - - - -	- - - - -	-354,518.00	(60,369.98)
TRANSFER TO:								
ASSISTANT SECRETARY FOR HUMAN DEVELOPMENT	1976	75	0406	- - - - -	- - - - -	54,888,000.00	43,129,560.98	(11,758,439.02)
	1974-75			- - - - -	- - - - -	49,423,063.00	48,543,260.65	(879,802.35)
	1974			- - - - -	- - - - -	17,723,256.22	15,903,333.49	(1,819,922.73)
SOCIAL AND REHABILITATION SERVICE	1974-75	75	0406	9,865,648.77	- - - - -	-49,423,063.00	-39,557,414.23	- - - - -
	1974			1,234,992.64	- - - - -	-17,723,256.22	-16,488,263.58	- - - - -
	1974			26,273,542.04	5,518,523,000.00	- - - - -	5,057,970,699.04	(486,825,843.00)
TRANSITION QUARTER								
UNDISBURSED FUNDS	1976	75	0406	(472,305,292.45)	1,503,541,000.00	-12,504,000.00	1,267,227,565.14	69,719,450.00
	1974-75			(2,016.47)	- - - - -	- - - - -	-4,263,715.00	4,265,731.47
	1974			(60,369.98)	- - - - -	-60,069.98	300.00	- - - - -
	PRIOR YEARS			- - - - -	- - - - -	60,069.98	- - - - -	60,069.98
TRANSFER TO:								
ASSISTANT SECRETARY FOR HUMAN DEVELOPMENT	1976	75	0406	(11,758,439.02)	- - - - -	12,504,000.00	30,703,431.02	6-6,440,992.00
	1974-75			(879,802.35)	- - - - -	- - - - -	-3,631,852.59	3,926,841.73
	1974			(1,819,922.73)	- - - - -	-1,460,357.80	-432,667.03	792,231.96
	PRIOR YEARS			- - - - -	- - - - -	1,460,357.80	- - - - -	1,460,357.80
ACCOUNTS RECEIVABLE				(486,825,843.00)	1,503,541,000.00	- - - - -	1,289,603,061.54	68,665,657.53
FUND EQUITIES:				238,482,063.84	- - - - -	- - - - -	149,131,420.54	89,350,643.30
UNOBLIGATED BALANCE				-206,514,964.47	- - - - -	- - - - -	-123,813,882.17	7-82,701,082.30
ACCOUNTS PAYABLE				-47,140,000.00	- - - - -	- - - - -	22,579,450.00	-69,719,450.00
UNDELIVERED ORDERS				-11,100,641.41	- - - - -	- - - - -	-5,504,872.88	-5,595,768.53
	1976-77			-0-	7,022,064,000.00	- - - - -	6,347,573,760.58	674,490,239.42
	1976-77			-0-	7,022,064,000.00	- - - - -	6,347,573,760.58	674,490,239.42
INTRAGOVERNMENTAL FUNDS								
CONSOLIDATED WORKING FUND, HEALTH, EDUCATION, AND WELFARE, SOCIAL SECURITY ADMINISTRATION FUND RESOURCES:								
UNDISBURSED FUNDS	1976	75	3904	- - - - -	- - - - -	- - - - -	377,856.97	(-377,856.97)
	1975			870,622.74	- - - - -	- - - - -	325,708.28	(544,914.46)
	1974			-205,911.78	- - - - -	- - - - -	-255,039.12	(49,127.34)
	PRIOR YEARS			39,391.23	- - - - -	- - - - -	2,700.00	(36,691.23)
	1976-77			704,102.19	- - - - -	- - - - -	451,226.13	(252,876.06)

FOOTNOTES AT END OF CHAPTER

Appropriations, Outlays, and Balances - Continued

Appropriation or Fund Account		Account symbol			Balances beginning of fiscal year <u>1/</u>	Appropriations and other obligational authority <u>2/</u>	Transfers, borrowings, and investments (net) <u>3/</u>	Outlays (net)	Balances withdrawn and other transactions <u>4/</u>	Balances end of fiscal year <u>5/</u>
Title	Period of availability	Dept. Reg.	Account No.	Sub. No.						
SOCIAL SECURITY ADMINISTRATION-CONTINUED										
INTRAGOVERNMENTAL FUNDS-CONTINUED										
CONSOLIDATED WORKING FUND, HEALTH, EDUCATION, AND WELFARE, SOCIAL SECURITY ADMINISTRATION-CONTINUED										
FUND RESOURCES -CONTINUED										
TRANSITION QUARTER UNDISBURSED FUNDS	1976	75	3904		(-\$377,856.97)	-	\$907,767.90	-	-	6-\$1,285,624.87
	1975				(544,914.46)	-	87,035.75	-	-	457,878.71
	1974				(49,127.34)	-\$49,127.34	-	-	-	-
	PRIOR YEARS				(36,691.23)	49,127.34	-	-	-	85,818.57
SUBTOTAL TRANSITION QUARTER					(252,876.06)	-	994,803.65	-	-	-741,927.59
ACCOUNTS RECEIVABLE					208,267.78	-	-	-	-\$1,335,291.22	1,543,559.00
FUND EQUITIES:										
ACCOUNTS PAYABLE					-512,181.72	-	-	-	199,121.94	-711,303.66
UNDELIVERED ORDERS					-400,188.25	-	-	-	-309,860.50	-90,327.75
SUBTOTAL 75			3904		-0-	-	1,446,029.78	-	-1,446,029.78	-0-
SUBTOTAL, SOCIAL SECURITY ADMINISTRATION FY 1976 . . . . .					-	\$10,646,156,790.15	-	10,171,740,935.61	-	-
SUBTOTAL, SOCIAL SECURITY ADMINISTRATION T.O. . . . .					-	3,521,823,000.00	-	2,409,762,341.60	1,586,476,512.94	-
TRUST FUND ACCOUNTS										
FEDERAL OLD-AGE AND SURVIVORS INSURANCE TRUST FUND										
FEDERAL OLD-AGE AND SURVIVORS INSURANCE TRUST FUND										
FUND RESOURCES:										
UNDISBURSED FUNDS	NO YEAR	20	8006		30,750,251.72	<sup>11</sup> 62,327,139,695.58	<sup>12</sup> -61,011,481,491.60	<sup>11</sup> 1,344,837,047.44	-	(1,571,408.26)
TRANSFER TO:										
HEALTH, EDUCATION, AND WELFARE	NO YEAR	75	20	8006	15,163,223.53	-	62,147,000,000.00	62,140,449,479.38	-	(21,713,744.15)
HEALTH, EDUCATION, AND WELFARE ASSISTANT SECRETARY FOR HUMAN DEVELOPMENT	NO YEAR	75	20	8006	1	-	23,082,504.74	22,727,676.16	-	(354,828.58)
HEALTH, EDUCATION, AND WELFARE, SOCIAL AND REHABILITATION SERVICE	NO YEAR	75	20	8006	5	129,678.68	-14,936,739.74	-14,807,061.06	-	-
INVESTMENTS IN PUBLIC DEBT SECURITIES					39,337,423,000.00	-	-1,924,813,000.00	-	-	(37,412,610,000.00)
INVESTMENTS IN AGENCY SECURITIES					555,000,000.00	-	-	-	-	(555,000,000.00)
SUBTOTAL FY 1976					39,938,466,153.93	62,327,139,695.58	-781,148,726.60	63,493,207,141.92	-	(37,991,249,980.99)
TRANSITION QUARTER UNDISBURSED FUNDS	NO YEAR	20	8006		(1,571,408.26)	<sup>13</sup> 16,185,537,433.54	<sup>13</sup> -16,160,719,279.00	26,253,599.21	-	135,963.59
TRANSFER TO:										
HEALTH, EDUCATION, AND WELFARE	NO YEAR	75	20	8006	(21,713,744.15)	-	16,855,000,000.00	16,875,545,584.01	-	1,168,160.14
HEALTH, EDUCATION, AND WELFARE, ASSISTANT SECRETARY FOR HUMAN DEVELOPMENT	NO YEAR	75	20	8006	1	(354,828.58)	2,364,250.00	1,713,902.15	-	1,005,176.43
INVESTMENTS IN PUBLIC DEBT SECURITIES					(37,412,610,000.00)	-	-912,763,000.00	-	-	36,499,847,000.00
INVESTMENTS IN AGENCY SECURITIES					(555,000,000.00)	-	-	-	-	555,000,000.00
SUBTOTAL TRANSITION QUARTER					(37,991,249,980.99)	16,185,537,433.54	-216,118,029.00	16,903,513,085.37	-	37,057,156,300.16
ACCOUNTS RECEIVABLE									-778.50	778.50
FUND EQUITIES:										
UNOBLIGATED BALANCE					-35,018,396,034.75	-	-	-	-3,541,946,933.91	<sup>14</sup> -31,476,449,100.84
ACCOUNTS PAYABLE					-4,919,222,227.69	-	-	-	659,982,784.74	-5,579,205,012.43
UNDELIVERED ORDERS					-847,891.49	-	-	-	655,073.90	-1,502,965.39
SUBTOTAL 20			8006		-0-	78,512,677,129.12	-997,266,755.60	80,396,720,227.29	-2,881,309,853.77	-0-

SALARIES AND EXPENSES, SOCIAL SECURITY ADMINISTRATION FUND RESOURCES:										
UNDISBURSED FUNDS	1976 75	8704	- - - - -	- - - - -	759,686,430.60	759,902,550.01	- - - - -	- - - - -	(-216,119.41)	
	1975		14,751,525.82	- - - - -	20,109,806.00	34,881,797.78	- - - - -	- - - - -	(-20,465.96)	
	1974		3,889,937.44	- - - - -	946,860.00	4,685,795.79	- - - - -	- - - - -	(151,001.65)	
	PRIOR YEARS		3,251,642.54	- - - - -	-1,220,400.00	1,837,915.22	- - - - -	- - - - -	(193,327.32)	
	SUBTOTAL FY 1976		21,893,105.80	- - - - -	779,522,696.60	801,308,058.80	- - - - -	- - - - -	(107,743.60)	
TRANSITION QUARTER UNDISBURSED FUNDS										
	1976 75	8704	(-216,119.41)	- - - - -	202,094,391.00	192,377,362.78	- - - - -	- - - - -	9,500,908.81	
	1975		(-20,465.96)	- - - - -	651,600.00	473,709.12	- - - - -	- - - - -	157,424.92	
	1974		(151,001.65)	- - - - -	15742,797.69	893,799.34	- - - - -	- - - - -	- - - - -	
	PRIOR YEARS		(193,327.32)	- - - - -	39,122.31	-183,768.51	- - - - -	- - - - -	416,218.14	
	SUBTOTAL TRANSITION QUARTER		(107,743.60)	- - - - -	203,527,911.00	193,561,102.73	- - - - -	- - - - -	10,074,551.87	
ACCOUNTS RECEIVABLE			10,052,062.24	- - - - -	- - - - -	- - - - -	- - - - -	-8,896,748.86	18,948,811.10	
FUND EQUITIES:										
UNOBLIGATED BALANCE			224,691,007.24	- - - - -	- - - - -	- - - - -	- - - - -	552,077.49	16224,138,929.75	
ACCOUNTS PAYABLE			-173,193,580.52	- - - - -	- - - - -	- - - - -	- - - - -	-11,693,513.64	-161,500,066.88	
UNDELIVERED ORDERS			-83,442,594.76	- - - - -	- - - - -	- - - - -	- - - - -	8,219,631.08	-91,662,225.84	
	SUBTOTAL 75	8704	-0-	- - - - -	983,050,607.60	994,869,161.53	- - - - -	-11,818,553.93	-0-	
CONSTRUCTION, SOCIAL SECURITY ADMINISTRATION FUND RESOURCES:										
UNDISBURSED FUNDS	NO YEAR 75	8705	83,024.31	- - - - -	-473,970.00	-468,080.00	- - - - -	- - - - -	(77,134.31)	
TRANSFER TO:										
GENERAL SERVICES ADMINISTRATION	NO YEAR 47 75	8705	640,123.66	- - - - -	2,100,000.00	2,035,735.32	- - - - -	- - - - -	(704,388.34)	
	SUBTOTAL FY 1976		723,147.97	- - - - -	1,626,030.00	1,567,655.32	- - - - -	- - - - -	(781,522.65)	
TRANSITION QUARTER UNDISBURSED FUNDS										
	NO YEAR 75	8705	(77,134.31)	- - - - -	12,590,118.00	12,471,968.00	- - - - -	- - - - -	195,284.31	
TRANSFER TO:										
GENERAL SERVICES ADMINISTRATION	NO YEAR 47 75	8705	(704,388.34)	- - - - -	- - - - -	252,664.15	- - - - -	- - - - -	451,724.19	
	SUBTOTAL TRANSITION QUARTER		(781,522.65)	- - - - -	12,590,118.00	12,724,632.15	- - - - -	- - - - -	647,008.50	
ACCOUNTS RECEIVABLE			2,796.25	- - - - -	- - - - -	- - - - -	- - - - -	191.68	2,604.57	
FUND EQUITIES:										
UNOBLIGATED BALANCE			669,756.92	- - - - -	- - - - -	- - - - -	- - - - -	761,363.10	14-91,606.18	
ACCOUNTS PAYABLE			-606,882.17	- - - - -	- - - - -	- - - - -	- - - - -	-263,737.19	-343,144.98	
UNDELIVERED ORDERS			-788,818.97	- - - - -	- - - - -	- - - - -	- - - - -	-573,957.06	-214,861.91	
	SUBTOTAL 75	8705	-0-	- - - - -	14,216,148.00	14,292,287.47	- - - - -	-76,139.47	-0-	
TOTAL, FEDERAL OLD-AGE AND SURVIVORS INSURANCE TRUST FUND FY 1976 . . . . .					62,327,139,695.58	64,296,082,856.04				
TOTAL, FEDERAL OLD-AGE AND SURVIVORS INSURANCE TRUST FUND T.Q. . . . .					16,185,537,433.54	17,109,798,820.25	-2,893,204,547.17			
FEDERAL DISABILITY INSURANCE TRUST FUND										
FEDERAL DISABILITY INSURANCE TRUST FUND FUND RESOURCES:										
UNDISBURSED FUNDS	NO YEAR 20	8007	38,070.10	178,355,185,217.81	12-8,062,417,745.00	17292,415,681.80	- - - - -	- - - - -	(389,861.11)	
TRANSFER TO:										
HEALTH, EDUCATION, AND WELFARE	NO YEAR 75 20	8007	33,301,993.92	- - - - -	9,195,000,000.00	9,222,211,168.49	- - - - -	- - - - -	(6,090,825.43)	
HEALTH, EDUCATION, AND WELFARE ASSISTANT SECRETARY FOR HUMAN DEVELOPMENT	NO YEAR 75 20	8007	1	- - - - -	253,070,501.50	249,203,310.24	- - - - -	- - - - -	(3,867,191.26)	
HEALTH, EDUCATION, AND WELFARE SOCIAL AND REHABILITATION SERVICE	NO YEAR 75 20	8007	5	1,256,688.96	-158,624,756.50	-157,368,067.54	- - - - -	- - - - -	- - - - -	
INVESTMENTS IN PUBLIC DEBT SECURITIES			8,157,766,000.00	- - - - -	-1,227,028,000.00	- - - - -	- - - - -	- - - - -	(6,930,738,000.00)	
	SUBTOTAL FY 1976		8,192,362,752.98	8,355,185,217.81	- - - - -	9,606,462,092.99	- - - - -	- - - - -	(6,941,085,877.80)	
TRANSITION QUARTER UNDISBURSED FUNDS										
	NO YEAR 20	8007	(389,861.11)	2,172,318,142.85	13-2,101,921,190.00	70,725,601.06	- - - - -	- - - - -	61,212.90	
TRANSFER TO:										
HEALTH, EDUCATION, AND WELFARE	NO YEAR 75 20	8007	(6,090,825.43)	- - - - -	2,552,000,000.00	2,555,019,592.12	- - - - -	- - - - -	3,071,233.31	
HEALTH, EDUCATION, AND WELFARE ASSISTANT SECRETARY FOR HUMAN DEVELOPMENT	NO YEAR 75 20	8007	1	(3,867,191.26)	- - - - -	27,412,190.00	- - - - -	- - - - -	3,985,915.10	
INVESTMENTS IN PUBLIC DEBT SECURITIES			(6,930,738,000.00)	- - - - -	-477,491,000.00	- - - - -	- - - - -	- - - - -	6,453,247,000.00	
	SUBTOTAL TRANSITION QUARTER		(6,941,085,877.80)	2,172,318,142.85	- - - - -	2,653,038,659.34	- - - - -	-11,259,069.00	6,460,365,361.31	
ACCOUNTS RECEIVABLE			- - - - -	- - - - -	- - - - -	- - - - -	- - - - -	- - - - -	11,259,069.00	

FOOTNOTES AT END OF CHAPTER



Appropriations, Outlays, and Balances - Continued

Appropriation or Fund Account		Account symbol			Balances beginning of fiscal year 1/	Appropriations and other obligational authority 2/	Transfers, borrowings, and investments (net) 3/	Outlays (net)	Balances withdrawn and other transactions 4/	Balances end of fiscal year 5/
Title	Period of availability	Dept. Reg	Account No.	Sub. No.						
SOCIAL SECURITY ADMINISTRATIVE-CONTINUED										
TRUST FUND ACCOUNTS-CONTINUED										
FEDERAL DISABILITY INSURANCE TRUST FUND-CONTINUED										
FEDERAL DISABILITY INSURANCE TRUST FUND-CONTINUED										
FUND EQUITIES:										
UNOBLIGATED BALANCE					-57,544,723,683.10	-	-	-	-1,894,580,063.45	14-5,650,143,619.65
ACCOUNTS PAYABLE					-632,531,589.24	-	-	-	168,441,202.58	-800,972,791.82
UNDELIVERED ORDERS					-15,107,480.64	-	-	-	5,400,538.20	-20,508,018.84
	SUBTOTAL 20	8007			-0-	10,527,503,360.66		12,259,500,752.33	-1,731,997,391.67	-0-
TOTAL, FEDERAL DISABILITY INSURANCE TRUST FUND FY 1976 . . . . .										
					-	8,355,185,217.81	-	9,606,462,092.99	-	-
TOTAL, FEDERAL DISABILITY INSURANCE TRUST FUND T.Q. . . . .										
					-	2,172,318,142.85	-	2,653,038,659.34	-1,731,997,391.67	-
FEDERAL HOSPITAL INSURANCE TRUST FUND										
FEDERAL HOSPITAL INSURANCE TRUST FUND										
FUND RESOURCES:										
UNDISBURSED FUNDS	NO YEAR 20	8005			288,410.16	18 13,544,302,858.97	19-13,236,297,000.00	18 308,245,532.38	-	( 48,736.75)
TRANSFER TO:										
HEALTH, EDUCATION, AND WELFARE	NO YEAR 75 20	8005			108,867,336.39	-	12,055,000,000.00	12,270,381,624.15	-	(-106,514,287.76)
INVESTMENTS IN PUBLIC DEBT SECURITIES					9,710,883,000.00	-	1,181,297,000.00	-	-	( 10,892,180,000.00)
INVESTMENTS IN AGENCY SECURITIES					50,000,000.00	-	-	-	-	( 50,000,000.00)
	SUBTOTAL FY 1976				9,870,038,746.55	13,544,302,858.97	-	12,578,627,156.53	-	( 10,835,714,448.99)
TRANSITION QUARTER										
UNDISBURSED FUNDS	NO YEAR 20	8005			(48,736.75)	3,515,754,562.07	20-3,427,302,000.00	88,408,093.88	-	93,204.94
TRANSFER TO:										
HEALTH, EDUCATION, AND WELFARE	NO YEAR 75 20	8005			(-106,514,287.76)	-	3,360,000,000.00	3,315,251,122.48	-	6-61,765,410.24
INVESTMENTS IN PUBLIC DEBT SECURITIES					(10,892,180,000.00)	-	67,302,000.00	-	-	10,959,482,000.00
INVESTMENTS IN AGENCY SECURITIES					(50,000,000.00)	-	-	-	-	50,000,000.00
	SUBTOTAL TRANSITION QUARTER				(10,835,714,448.99)	3,515,754,562.07	-	3,403,659,216.36	-	10,947,809,794.70
ACCOUNTS RECEIVABLE					69,674.37	-	-	-	-51,910.62	121,584.99
FUND EQUITIES:										
UNOBLIGATED BALANCE					-9,704,965,067.26	-	-	-	1,078,921,930.26	14-10,783,886,997.52
ACCOUNTS PAYABLE					-156,800,000.00	-	-	-	-3,411,675.84	-153,388,324.16
UNDELIVERED ORDERS					-8,343,353.66	-	-	-	2,312,704.35	-10,656,058.01
	SUBTOTAL 20	8005			-0-	17,060,057,421.04		15,982,286,372.89	1,077,771,048.15	-0-
TOTAL, FEDERAL HOSPITAL INSURANCE TRUST FUND FY 1976 . . . . .										
					-	13,544,302,858.97	-	12,578,627,156.53	-	-
TOTAL, FEDERAL HOSPITAL INSURANCE TRUST FUND T.Q. . . . .										
					-	3,515,754,562.07	-	3,403,659,216.36	1,077,771,048.15	-
FEDERAL SUPPLEMENTARY MEDICAL INSURANCE TRUST FUND										
FEDERAL SUPPLEMENTARY MEDICAL INSURANCE TRUST FUND										
FUND RESOURCES:										
UNDISBURSED FUNDS	NO YEAR 20	8004			17,834,748.55	4,980,310,876.87	12-4,466,921,000.00	528,246,007.47	-	( 2,978,617.95)
TRANSFER TO:										
HEALTH, EDUCATION, AND WELFARE	NO YEAR 75 20	8004			42,288,889.32	-	4,615,000,000.00	4,671,847,196.60	-	(-14,558,307.28)
INVESTMENTS IN PUBLIC DEBT SECURITIES					1,378,214,000.00	-	-148,079,000.00	-	-	( 1,230,135,000.00)
	SUBTOTAL FY 1976				1,438,337,637.87	4,980,310,876.87	-	5,200,093,204.07	-	( 1,218,555,310.67)
TRANSITION QUARTER										
UNDISBURSED FUNDS	NO YEAR 20	8004			(2,978,617.95)	1,421,068,485.04	20-1,288,810,000.00	132,077,023.26	-	3,160,079.73
TRANSFER TO:										
HEALTH, EDUCATION, AND WELFARE	NO YEAR 75 20	8004			(-14,558,307.28)	-	1,275,000,000.00	1,269,038,314.52	-	6-8,596,621.80
INVESTMENTS IN PUBLIC DEBT SECURITIES					(1,230,135,000.00)	-	13,810,000.00	-	-	1,243,945,000.00
	SUBTOTAL TRANSITION QUARTER				(1,218,555,310.67)	1,421,068,485.04	-	1,401,115,337.78	-	1,238,508,457.93
ACCOUNTS RECEIVABLE						-	-	-	-56,310.13	56,310.13

FUND EQUITIES:								
UNBLIGATED BALANCE			-1,353,314,586.15	-	-	-	-	-222,379,219.58
ACCOUNTS PAYABLE			-84,050,000.00	-	-	-	-	18,717,181.17
UNDELIVERED ORDERS			-973,051.72	-	-	-	-	3,889,168.60
	SUBTOTAL 20	8004	-0-	6,401,379,361.91	-	6,601,208,541.85	-	-199,829,179.94
TOTAL, FEDERAL SUPPLEMENTARY MEDICAL INSURANCE TRUST FUND FY 1976				4,980,310,876.87		5,200,093,204.07		-
TOTAL, FEDERAL SUPPLEMENTARY MEDICAL INSURANCE TRUST FUND T.Q.				1,421,068,485.04		1,401,115,337.78		-199,829,179.94
TOTAL, TRUST FUND ACCOUNTS FY 1976				89,206,938,649.23		91,681,265,309.63		-
TOTAL, TRUST FUND ACCOUNTS T.Q.				23,294,678,623.50		24,567,612,033.73		-3,747,260,070.63
TOTAL, SOCIAL SECURITY ADMINISTRATION FY 1976				99,853,095,439.38		101,853,006,245.24		-
TOTAL, SOCIAL SECURITY ADMINISTRATION T.Q.				26,816,501,623.50		26,977,374,375.33		-2,160,783,557.69
SPECIAL INSTITUTIONS								
AMERICAN PRINTING HOUSE FOR THE BLIND								
GENERAL FUND ACCOUNTS								
AMERICAN PRINTING HOUSE FOR THE BLIND FUND RESOURCES:								
UNDISBURSED FUNDS	1976 75	0100	-	2,408,000.00	-	2,408,000.00	-	-
	1975		-27,380.46	-	-	-1,440.27	-	(-25,940.19)
	SUBTOTAL FY 1976		-27,380.46	2,408,000.00	-	2,406,559.73	-	(-25,940.19)
TRANSITION QUARTER UNDISBURSED FUNDS	1976 75	0100	-	602,000.00	-	602,000.00	-	-
	1975		(-25,940.19)	-	-	-61.20	-	6-25,878.99
	SUBTOTAL TRANSITION QUARTER		(-25,940.19)	602,000.00	-	601,938.80	-	-25,878.99
ACCOUNTS RECEIVABLE			27,380.46	-	-	-	1,501.47	25,878.99
	SUBTOTAL 75	0100	-0-	3,010,000.00	-	3,008,498.53	1,501.47	-0-
TOTAL, AMERICAN PRINTING HOUSE FOR THE BLIND FY 1976				2,408,000.00		2,406,559.73		-
TOTAL, AMERICAN PRINTING HOUSE FOR THE BLIND T.Q.				602,000.00		601,938.80	1,501.47	-
NATIONAL TECHNICAL INSTITUTE FOR THE DEAF								
GENERAL FUND ACCOUNTS								
NATIONAL TECHNICAL INSTITUTE FOR THE DEAF FUND RESOURCES:								
UNDISBURSED FUNDS	NO YEAR 75	0147	1,855,537.24	-	-	1,419,771.52	-	(435,765.72)
	1976		-	9,836,000.00	-	10,438,347.58	-	(-602,347.58)
	1975		-59,070.62	-	-	-59,486.57	-	(409.95)
	PRIOR YEARS		47,228.48	-	-	47,228.48	-	-
	SUBTOTAL FY 1976		1,843,689.10	9,836,000.00	-	11,845,861.01	-	(-166,171.91)
TRANSITION QUARTER UNDISBURSED FUNDS	NO YEAR 75	0147	(435,765.72)	-	-	-	-	435,765.72
	1976		(-602,347.58)	2,932,000.00	-	2,667,326.50	-	6-337,674.08
	1975		(409.95)	-	-	-	409.95	-
	PRIOR YEARS		-	-	-	-	-	-
	SUBTOTAL TRANSITION QUARTER		(-166,171.91)	2,932,000.00	-	2,667,326.50	409.95	98,091.64
ACCOUNTS RECEIVABLE			59,396.57	-	-	-	-3,992,939.39	4,052,335.96
FUND EQUITIES:								
UNBLIGATED BALANCE			-319.95	-	-	-	5.97	7-325.92
UNDELIVERED ORDERS			-1,902,765.72	-	-	-	2,247,335.96	-4,150,101.68
	SUBTOTAL 75	0147	-0-	12,768,000.00	-	14,513,187.51	-1,745,187.51	-0-
TOTAL, NATIONAL TECHNICAL INSTITUTE FOR THE DEAF FY 1976				9,836,000.00		11,845,861.01		-
TOTAL, NATIONAL TECHNICAL INSTITUTE FOR THE DEAF T.Q.				2,932,000.00		2,667,326.50	-1,745,187.51	-

FOOTNOTES AT END OF CHAPTER



FUND EQUITIES:			-18,159,643.32						
UNOBLIGATED BALANCE			-12,208,686.15						
UNDELIVERED ORDERS			-0-						
SUBTOTAL 75 0102			28,572,000.00			39,742,960.37		-12,104,995.94	-6,054,647.38
TOTAL, GALLAUDET COLLEGE FY 1976				22,831,000.00		29,677,572.06		1,231,588.18	-13,440,274.33
TOTAL, GALLAUDET COLLEGE T.Q.				5,741,000.00		10,065,388.31		-11,170,960.37	-0-
HOWARD UNIVERSITY									
GENERAL FUND ACCOUNTS									
HOWARD UNIVERSITY FUND RESOURCES:									
UNDISBURSED FUNDS									
	NO YEAR 75	0106	23,331,762.69	10,000,000.00		-6,919,641.21		6,206,249.33	(20,205,872.15)
	1976			76,558,000.00				72,675,230.76	(3,882,769.24)
	1975		4,014,995.65					4,605,015.24	(-590,019.59)
	1974		2,246.00						(2,246.00)
	PRIOR YEARS		5,112.23					-75.00	(5,187.23)
TRANSFER TO:									
GENERAL SERVICES ADMINISTRATION									
	NO YEAR 47 75	0106	1,349,780.11			6,919,641.21		1,330,910.76	(6,938,510.56)
	SUBTOTAL FY 1976		28,703,896.68	86,558,000.00				84,817,331.09	(30,444,565.59)
TRANSITION QUARTER UNDISBURSED FUNDS									
	NO YEAR 75	0106	(20,205,872.15)			-865,409.53		450,000.00	18,890,462.62
	1976		(3,882,769.24)	19,628,000.00				17,353,780.08	6,156,989.16
	1975		(-590,019.59)						27,251.18
	1974		(2,246.00)					2,246.00	
	PRIOR YEARS		(5,187.23)						5,112.23
TRANSFER TO:									
GENERAL SERVICES ADMINISTRATION									
	NO YEAR 47 75	0106	(6,938,510.56)			865,409.53		321,545.31	7,482,374.78
	SUBTOTAL TRANSITION QUARTER		(30,444,565.59)	19,628,000.00				18,127,571.39	32,562,189.97
ACCOUNTS RECEIVABLE			144,874.53					58,834.77	86,039.76
FUND EQUITIES:									
UNOBLIGATED BALANCE			-21,620,046.15						-8,711,664.29
ACCOUNTS PAYABLE			-348,223.52						226,869.61
UNDELIVERED ORDERS			-6,880,501.54						12,284,253.20
SUBTOTAL 75 0106			-0-	106,186,000.00				102,944,902.48	-19,164,754.74
TOTAL, HOWARD UNIVERSITY FY 1976				86,558,000.00				84,817,331.09	-0-
TOTAL, HOWARD UNIVERSITY T.Q.				19,628,000.00				18,127,571.39	3,241,097.52
TOTAL, SPECIAL INSTITUTIONS FY 1976				121,633,000.00				128,747,323.89	
TOTAL, SPECIAL INSTITUTIONS T.Q.				28,903,000.00				31,462,225.00	-9,673,548.89

FOOTNOTES AT END OF CHAPTER

Appropriations, Outlays, and Balances - Continued

Appropriation or Fund Account		Account symbol			Balances beginning of fiscal year 1/	Appropriations and other obligational authority 2/	Transfers, borrowings, and investments (net) 3/	Outlays (net)	Balances withdrawn and other transactions 4/	Balances end of fiscal year 5/
Title	Period of availability	Dept. Reg	Account No	Sub. No						
ASSISTANT SECRETARY FOR HUMAN DEVELOPMENT										
GENERAL FUND ACCOUNTS										
HUMAN DEVELOPMENT, ASSISTANT SECRETARY FOR HUMAN DEVELOPMENT										
FUND RESOURCES:										
UNDISBURSED FUNDS	NO YEAR 75		0136			\$3,965,000.00	\$19,342,625.43	\$15,324,653.56		(\$7,982,971.87)
	1976-78							24,645.96		(-24,645.96)
	1976-77					1,370,000.00		550,743.57		(819,256.43)
	1975-77						29,730,689.04	26,920,206.57		(2,810,482.47)
	1976						1,656,993,318.00	1,081,155,890.68		(615,997,427.32)
	1975-76					\$7,000,000.00		2,553,628.09		(4,446,371.91)
	1974-76							11,245,984.38		(3,057,273.72)
	1975					467,459,682.11		761,906,523.43		(30,560,617.86)
	1974-75					4,012,996.40		3,591,787.15		(421,209.25)
	1973-75							5,844,117.64		(1,496,323.18)
	1974					1,811,873.36		741,210,365.69		(79,222,705.10)
	1973-74							858,894.81		(20,899,460.67)
	1972-74							7,326,029.29		(1,641,871.74)
	PRIOR YEARS					1,037,118.85		655,610,888.10		(58,912,508.79)
	SUBTOTAL FY 1976					481,321,670.72	1,702,328,318.00	2,236,293,391.53	3,591,699,545.90	(828,243,834.35)
TRANSITION QUARTER										
UNDISBURSED FUNDS	NO YEAR 75		0136			(7,982,971.87)		387,954.29	\$3,462,354.50	4,132,663.08
	1976-78					(-24,645.96)				6-24,645.96
	1976-77					(819,256.43)		551,886.79		267,369.64
	1975-77					(2,810,482.47)		-3,142,599.31		5,953,081.78
	1976					(615,997,427.32)		389,880,783.31	2,117,783.32	654,970,860.69
	1975-76					(4,446,371.91)		647,483.00	10,400.00	3,788,488.91
	1974-76					(3,057,273.72)		-2,003,928.19	843,103.82	4,218,098.09
	1975					(30,560,617.86)		28,557,442.07	-8,114,639.65	10,117,815.44
	1974-75					(421,209.25)		443,285.08	-90,592.17	68,516.34
	1973-75					(1,496,323.18)		-1,733,522.87	109,974.57	3,119,871.48
	1974					(79,222,705.10)		23,503,892.58	-5,542,915.89	
	1973-74					(20,899,460.67)		-19,969,822.73	1,288,728.17	
	1972-74					(1,641,871.74)		-359,090.23	92,164.01	
	PRIOR YEARS					(58,912,508.79)		-484,857.63		
	SUBTOTAL TRANSITION QUARTER					(828,243,834.35)	430,972,000.00	83,266,116.50	10,812,639.65	119,318,936.63
						347,564,727.58		447,061,368.54	-115,926,452.45	805,931,056.12
ACCOUNTS RECEIVABLE										
FUND EQUITIES:										
UNBLIGATED BALANCE						-7,000,000.00			-6,838,530.49	21-161,469.51
ACCOUNTS PAYABLE						-4,689,941.34			3,606,737.55	-8,296,678.89
UNDELIVERED ORDERS						-817,196,456.96			443,767,630.79	-1,260,964,087.75
	SUBTOTAL 75		0136			-0-	2,133,300,318.00	2,236,293,391.53	4,038,760,914.44	330,832,795.09
REHABILITATION SERVICES, SOCIAL AND										
REHABILITATION SERVICE										
FUND RESOURCES:										
UNDISBURSED FUNDS	NO YEAR 75		0508			8,000,410.74		-19,342,625.43		
	1975-77					228,481,033.28		-29,730,689.04		
	1974-76					4,909,222.95		-14,303,258.10		
	1975					113,869,293.69		-761,906,523.43		
	1973-75					2,795,404.25		-648,031,229.53		(-6,000.21)
	1974					97,228,194.03		-5,844,117.64		
	1973-74					625,080.87		-741,210,365.69		
	1972-74					1,660,413.95		-643,982,171.66		
	PRIOR YEARS					43,538,246.39		-858,894.81		
								-7,326,029.29		
								-655,610,888.10		
								-612,072,641.71		
TRANSFER TO :										
WHITE HOUSE CONFERENCE										
ON AGING										
	PRIOR YEARS	48	75	0508	50	14,473.00				(14,473.00)
	SUBTOTAL FY 1976					281,121,773.15		-2,236,133,391.53	-1,955,020,091.17	(8,472.79)
TRANSITION QUARTER										
UNDISBURSED FUNDS	NO YEAR 75		0508							
	1975-77									
	1974-76									
	1975					(-6,000.21)				
	1973-75							-6,000.21		
	1974									
	1973-74									
	1972-74									
	PRIOR YEARS									
TRANSFER TO :										
WHITE HOUSE CONFERENCE										
ON AGING										
	PRIOR YEARS	48	75	0508	50	(14,473.00)			20,995.00	-6,522.00
	SUBTOTAL TRANSITION QUARTER					(8,472.79)			14,994.79	-6,522.00
ACCOUNTS RECEIVABLE										
						2,123,984.56				2,123,984.56

FUND EQUITIES:									
UNOBLIGATED BALANCE			22-4,150,226.92	-	-	-	-	-4,150,226.92	-
ACCOUNTS PAYABLE			-44,384,151.46	-	-	-	-	-44,384,151.46	-
UNDELIVERED ORDERS			-234,711,379.33	-	-	-	-	-234,711,379.33	-
	SUBTOTAL 75	0508	-0-	-	-	-2,236,133,391.53	-1,955,005,096.38	-281,128,295.15	-0-
RESEARCH AND TRAINING ACTIVITIES OVERSEAS, SPECIAL FOREIGN CURRENCY PROGRAM, SOCIAL AND REHABILITATION SERVICE									
FUND RESOURCES:									
UNDISBURSED FUNDS		NO YEAR 75	14,295,202.20	-	-	-20,251,194.52	-5,966,745.52	-	(10,753.20)
	SUBTOTAL FY 1976		14,295,202.20	-	-	-20,251,194.52	-5,966,745.52	-	(10,753.20)
TRANSITION QUARTER									
UNDISBURSED FUNDS		NO YEAR 75	(10,753.20)	-	-	-	12,147.29	-	6-1,394.09
	SUBTOTAL TRANSITION QUARTER		(10,753.20)	-	-	-	12,147.29	-	-1,394.09
ACCOUNTS RECEIVABLE			-	-	-	-	-	-1,394.09	1,394.09
FUND EQUITIES:									
UNOBLIGATED BALANCE			-7,905,619.52	-	-	-	-	-7,905,619.52	-
ACCOUNTS PAYABLE			-474,230.13	-	-	-	-	-474,230.13	-
UNDELIVERED ORDERS			-5,915,352.55	-	-	-	-	-5,915,352.55	-
	SUBTOTAL 75	0505	-0-	-	-	-20,251,194.52	-5,954,598.23	-14,296,596.29	-0-
RESEARCH AND TRAINING ACTIVITIES OVERSEAS, SPECIAL FOREIGN CURRENCY PROGRAM, ASSISTANT SECRETARY FOR HUMAN DEVELOPMENT									
FUND RESOURCES:									
UNDISBURSED FUNDS		NO YEAR 75	-	-	-	20,251,194.52	8,570,103.94	-	(11,681,090.58)
TRANSFER TO:			-	-	-	-	-	-	-
NATIONAL SCIENCE FOUNDATIONS		SUBTOTAL FY 1976	-	-	-	20,251,194.52	8,570,103.94	-	(11,681,090.58)
TRANSITION QUARTER									
UNDISBURSED FUNDS		NO YEAR 75	(11,681,090.58)	-	-	-50,000.00	529,678.85	-	11,101,411.73
	SUBTOTAL TRANSITION QUARTER		(11,681,090.58)	-	-	50,000.00	529,678.85	-	50,000.00
ACCOUNTS RECEIVABLE			-	-	-	-	-	-	11,151,411.73
FUND EQUITIES:									
UNOBLIGATED BALANCE			-	-	-	-	-	4,848,923.51	-4,848,923.51
ACCOUNTS PAYABLE			-	-	-	-	-	108,537.22	-108,537.22
UNDELIVERED ORDERS			-	-	-	-	-	6,193,951.00	-6,193,951.00
	SUBTOTAL 75	0138	-0-	-	-	20,251,194.52	9,099,782.79	11,151,411.73	-0-
TOTAL, ASSISTANT SECRETARY FOR HUMAN DEVELOPMENT FY 1976 . . . . .			-	-	1,702,328,318.00	160,000.00	1,639,282,813.15	-	-
TOTAL, ASSISTANT SECRETARY FOR HUMAN DEVELOPMENT T.Q. . . . .			-	-	430,972,000.00	-	447,618,189.47	46,559,315.38	-
DEPARTMENTAL MANAGEMENT									
GENERAL FUND ACCOUNTS									
OFFICE FOR CIVIL RIGHTS, DEPARTMENTAL MANAGEMENT									
FUND RESOURCES:									
UNDISBURSED FUNDS		1976 75	-	-	25,339,000.00	-	22,639,872.10	-	(2,699,127.90)
		1975	2,973,029.61	-	-	-	2,214,235.79	-	(758,793.82)
		1974	781,238.43	-	-	-	175,650.68	-	(605,587.75)
		PRIOR YEARS	179,683.27	-	-	-	71,027.24	-	(108,656.03)
	SUBTOTAL FY 1976		3,933,951.31	-	-	25,339,000.00	25,100,785.81	-	(4,172,165.50)
TRANSITION QUARTER									
UNDISBURSED FUNDS		1976 75	(2,699,127.90)	-	-	6,607,000.00	5,465,939.19	599,320.98	3,240,867.73
		1975	(758,793.82)	-	-	-	25,311.80	125,841.54	607,640.48
		1974	(605,587.75)	-	-	-	4,015.94	535,968.37	-
		PRIOR YEARS	(108,656.03)	-	-	-65,603.44	19,748.05	-24,741.72	179,253.14
	SUBTOTAL TRANSITION QUARTER		(4,172,165.50)	-	-	6,607,000.00	5,515,014.98	1,236,389.17	4,027,761.35
ACCOUNTS RECEIVABLE			582,423.18	-	-	-	-	-2,877,679.53	3,460,102.71
FUND EQUITIES:									
ACCOUNTS PAYABLE			-1,980,914.60	-	-	-	-	-187,492.18	-1,793,422.42
UNDELIVERED ORDERS			-2,535,459.89	-	-	-	-	3,158,981.75	-5,694,441.64
	SUBTOTAL 75	0135	-0-	-	31,946,000.00	-	30,615,800.79	1,330,199.21	-0-

FOOTNOTES AT END OF CHAPTER

Appropriations, Outlays, and Balances - Continued

Appropriation or Fund Account		Account symbol			Balances beginning of fiscal year 1/	Appropriations and other obligational authority 2/	Transfers, borrowings, and investments (net) 3/	Outlays (net)	Balances withdrawn and other transactions 4/	Balances end of fiscal year 5/
Title	Period of availability	Dept Reg.	Account No. Tr. From	Sub. No.						
DEPARTMENTAL MANAGEMENT-CONTINUED										
GENERAL FUND ACCOUNTS-CONTINUED										
OFFICE OF CONSUMER AFFAIRS,										
DEPARTMENTAL MANAGEMENT										
FUND RESOURCES:										
UNDISBURSED FUNDS	1976 75		0137		---	\$1,534,000.00	---	\$1,389,521.71	---	(\$144,478.29)
	1975				\$167,806.30	---	---	164,883.82	---	(2,922.48)
	1974				-5,245.00	---	---	1,529.60	---	(-6,774.60)
	SUBTOTAL FY 1976				162,561.30	1,534,000.00	---	1,555,935.13	---	(140,626.17)
TRANSITION QUARTER										
UNDISBURSED FUNDS	1976 75		0137		(144,478.29)	388,000.00	---	352,183.78	\$32,089.89	148,204.62
	1975				(2,922.48)	---	---	-1,314.06	953.00	3,283.54
	1974				(-6,774.60)	---	---	985.00	-3,274.23	6-4,485.37
	PRIOR YEARS				---	---	---	7,254.81	-7,254.81	---
	SUBTOTAL TRANSITION QUARTER				(140,626.17)	388,000.00	---	359,109.53	22,513.85	147,002.79
ACCOUNTS RECEIVABLE					12,289.40	---	---	---	-6,965.41	19,254.81
FUND EQUITIES:										
UNOBLIGATED BALANCE					---	---	---	---	4,014.63	7-4,014.63
ACCOUNTS PAYABLE					-98,518.29	---	---	---	-18,907.84	-79,610.45
UNDELIVERED ORDERS					-76,332.41	---	---	---	6,300.11	-82,632.52
	SUBTOTAL 75		0137		-0-	1,922,000.00	---	1,915,044.66	6,955.34	-0-
GENERAL DEPARTMENTAL MANAGEMENT,										
DEPARTMENTAL MANAGEMENT										
FUND RESOURCES:										
UNDISBURSED FUNDS	1976 75		0120		---	88,542,000.00	---	74,528,570.91	---	(14,013,429.09)
	1975				23,764,520.22	---	---	15,546,090.52	---	(8,218,429.70)
	1974				14,437,853.27	---	---	9,244,828.33	---	(5,193,024.94)
	PRIOR YEARS				245,234.42	---	---	75,625.31	---	(169,609.11)
	SUBTOTAL FY 1976				38,447,607.91	88,542,000.00	---	99,395,115.07	---	(27,594,492.84)
TRANSITION QUARTER										
UNDISBURSED FUNDS	1976 75		0120		(14,013,429.09)	23,319,000.00	---	20,517,433.28	3,420,430.26	13,394,565.55
	1975				(8,218,429.70)	---	---	2,294,530.90	-178,375.73	6,102,274.53
	1974				(5,193,024.94)	---	---	1,625,974.29	246,962.03	---
	PRIOR YEARS				(169,609.11)	---	---	11,763.56	108,162.48	3,369,771.69
	SUBTOTAL TRANSITION QUARTER				(27,594,492.84)	23,319,000.00	---	24,449,702.03	3,597,179.04	22,866,611.77
ACCOUNTS RECEIVABLE					16,311,049.76	---	---	---	3,816,643.81	12,494,405.95
FUND EQUITIES:										
ACCOUNTS PAYABLE					-7,426,349.62	---	---	---	-278,318.72	-7,148,030.90
UNDELIVERED ORDERS					-47,332,308.05	---	---	---	-19,119,321.23	-28,212,986.82
	SUBTOTAL 75		0120		-0-	111,861,000.00	---	123,844,817.10	-11,983,817.10	-0-
POLICY RESEARCH, DEPARTMENTAL										
MANAGEMENT										
FUND RESOURCES:										
UNDISBURSED FUNDS	1976 75		0122		---	24,950,000.00	---	11,052,516.58	---	(13,897,483.42)
	SUBTOTAL FY 1976				---	24,950,000.00	---	11,052,516.58	---	(13,897,483.42)
TRANSITION QUARTER										
UNDISBURSED FUNDS	1976 75		0122		(13,897,483.42)	6,575,000.00	---	3,327,804.00	670,705.80	16,473,973.62
	SUBTOTAL TRANSITION QUARTER				(13,897,483.42)	6,575,000.00	---	3,327,804.00	670,705.80	16,473,973.62
ACCOUNTS RECEIVABLE					---	---	---	---	-2,277,338.23	2,277,338.23
FUND EQUITIES:										
ACCOUNTS PAYABLE					---	---	---	---	12,547.50	-12,547.50
UNDELIVERED ORDERS					---	---	---	---	18,738,764.35	-18,738,764.35
	SUBTOTAL 75		0122		-0-	31,525,000.00	---	14,380,320.58	17,144,679.42	-0-
INTRAGOVERNMENTAL FUNDS										
WORKING CAPITAL FUND,										
DEPARTMENTAL MANAGEMENT										
FUND RESOURCES:										
UNDISBURSED FUNDS	NO YEAR 75		4503		14,620,192.42	---	---	-442,615.35	---	(15,062,807.77)
	SUBTOTAL FY 1976				14,620,192.42	---	---	-442,615.35	---	(15,062,807.77)
TRANSITION QUARTER										
UNDISBURSED FUNDS	NO YEAR 75		4503		(15,062,807.77)	---	---	1,654,307.51	---	13,408,500.26
	SUBTOTAL TRANSITION QUARTER				(15,062,807.77)	---	---	1,654,307.51	---	13,408,500.26
ACCOUNTS RECEIVABLE					661,191.22	---	---	---	-2,954,165.32	3,615,356.54
FUND EQUITIES:										
UNOBLIGATED BALANCE					-5,765,227.71	---	---	---	1,373,014.18	-7,138,241.89
ACCOUNTS PAYABLE					-7,760,145.54	---	---	---	-1,827,164.66	-5,932,980.88
UNDELIVERED ORDERS					-1,756,010.39	---	---	---	2,196,623.64	-3,952,634.03
	SUBTOTAL 75		4503		-0-	---	---	1,211,692.16	-1,211,692.16	-0-

CONSOLIDATED WORKING FUND, HEALTH, EDUCATION, AND WELFARE, DEPARTMENTAL MANAGEMENT								
FUND RESOURCES:								
UNDISBURSED FUNDS	1976 75	3901	- - - - -	- - - - -	- - - - -	-6,652,039.98	- - - - -	(6,652,039.98)
	1975		3,991,634.60	- - - - -	- - - - -	3,105,112.55	- - - - -	(886,522.05)
	1974		2,635,073.50	- - - - -	- - - - -	2,247,799.61	- - - - -	(387,273.89)
	1973-74		31,748.90	- - - - -	- - - - -	14,237.57	- - - - -	(17,511.33)
	PRIOR YEARS		3,325,799.43	- - - - -	72,533.00	2,819,630.51	- - - - -	(578,701.92)
	SUBTOTAL FY 1976		9,984,256.43	- - - - -	72,533.00	1,534,740.26	- - - - -	(8,522,049.17)
TRANSITION QUARTER UNDISBURSED FUNDS	1976 75	3901	(6,652,039.98)	- - - - -	- - - - -	987,819.97	79,351.18	5,584,868.83
	1975		(886,522.05)	- - - - -	- - - - -	-160,944.30	33,634.89	1,013,831.46
	1974		(387,273.89)	- - - - -	-285,495.56	-57,613.06	159,391.39	- - - - -
	1973-74		(17,511.33)	- - - - -	- - - - -	84,000.00	-66,488.67	- - - - -
	PRIOR YEARS		(578,701.92)	- - - - -	285,495.56	362,343.35	-49,231.60	551,085.73
	SUBTOTAL TRANSITION QUARTER		(8,522,049.17)	- - - - -	- - - - -	1,215,605.96	156,657.19	7,149,786.02
ACCOUNTS RECEIVABLE			4,273,502.41	- - - - -	- - - - -	- - - - -	-746,826.46	5,020,328.87
FUND EQUITIES:								
UNOBLIGATED BALANCE							83,647.28	7-83,647.28
ACCOUNTS PAYABLE			-729,872.13	- - - - -	- - - - -	- - - - -	-455,376.02	-274,496.11
UNDELIVERED ORDERS			-13,527,886.71	- - - - -	- - - - -	- - - - -	-1,715,915.21	-11,811,971.50
	SUBTOTAL 75	3901	-0-	- - - - -	72,533.00	2,750,346.22	-2,677,813.22	-0-
UNDISTRIBUTED INTRAGOVERNMENTAL PAYROLL, DEPARTMENT OF HEALTH, EDUCATION, AND WELFARE								
FUND RESOURCES:								
UNDISBURSED FUNDS	CLEARING ACCOUNT 75	3870	- - - - -	- - - - -	- - - - -	393,323.16	- - - - -	(-393,323.16)
	SUBTOTAL FY 1976		- - - - -	- - - - -	- - - - -	393,323.16	- - - - -	(-393,323.16)
TRANSITION QUARTER UNDISBURSED FUNDS	CLEARING ACCOUNT 75	3870	(-393,323.16)	- - - - -	- - - - -	-393,323.16	- - - - -	- - - - -
	SUBTOTAL TRANSITION QUARTER		(-393,323.16)	- - - - -	- - - - -	-393,323.16	- - - - -	- - - - -
	SUBTOTAL 75	3870	-0-	- - - - -	- - - - -	- - - - -	- - - - -	-0-
TOTAL, DEPARTMENTAL MANAGEMENT FY 1976 . . . . .			- - - - -	140,365,000.00	72,533.00	138,589,800.66	- - - - -	- - - - -
TOTAL, DEPARTMENTAL MANAGEMENT T.Q. . . . .			- - - - -	36,889,000.00	- - - - -	36,128,220.85	2,608,511.49	- - - - -
DEDUCTIONS FOR OFFSETTING RECEIPTS <sup>23</sup>								
PROPRIETARY RECEIPTS FROM THE PUBLIC			- - - - -	-19,282,550.66	- - - - -	-19,282,550.66	- - - - -	- - - - -
INTRABUDGETARY TRANSACTIONS			- - - - -	-5,358,571,590.81	- - - - -	-5,358,571,590.81	- - - - -	- - - - -
TRANSITION QUARTER PROPRIETARY RECEIPTS FROM THE PUBLIC			- - - - -	-4,646,510.91	- - - - -	-4,646,510.91	- - - - -	- - - - -
INTRABUDGETARY TRANSACTIONS			- - - - -	-915,874,944.52	- - - - -	-915,874,944.52	- - - - -	- - - - -
TOTAL FY 1976 . . . . .			- - - - -	-5,377,854,141.47	- - - - -	-5,377,854,141.47	- - - - -	- - - - -
TOTAL T.Q. . . . .			- - - - -	-920,521,455.43	- - - - -	-920,521,455.43	- - - - -	- - - - -
TOTAL, DEPARTMENT OF HEALTH, EDUCATION, AND WELFARE FY 1976 . . . . .			- - - - -	128,004,563,592.30	45,866,755.24	128,784,966,720.99	- - - - -	- - - - -
TOTAL, DEPARTMENT OF HEALTH, EDUCATION, AND WELFARE T.Q. . . . .			- - - - -	34,814,585,072.87	-1,687,221.37	34,340,745,185.00	-262,887,749.98	- - - - -

FOOTNOTES AT END OF CHAPTER



## Appropriations, Outlays, and Balances

<p>1 Amounts in parentheses represent non-add balances at the end of fiscal year 1976 and at the beginning of the transition quarter. Obligation data is shown at the beginning of fiscal year 1976 and at the end of the transition quarter only.</p> <p>2 The amounts in this column, unless otherwise footnoted, represent appropriations, increases in borrowing authority or new contract authority. Appropriation accounts with appropriation transfer activity are presented in Table 1 (Appropriations and appropriation transfers) at the end of the chapter. For further detail on appropriations, increases in borrowing authority and new contract authority; see Tables 1, 3 and 7 respectively in Part Four - Information Tables.</p> <p>3 For detail of transfer activity by account see Table 2 (Transfers - Other than Appropriation Transfers) at end of chapter. Amounts not appearing in Table 2, unless otherwise footnoted, represent transfers of obligated balances from lapsed appropriations to merged prior-year accounts pursuant to 31 U.S.C. 701, borrowings (net) or investments (net).</p> <p>4 The amounts in this column, unless otherwise footnoted, represent unobligated balances withdrawn or restored pursuant to 31 U.S.C. 701 and changes in unfilled customer orders, accounts receivable, accounts payable, undelivered orders and unobligated balances.</p> <p>5 Unobligated balance represents no-year or unexpired multiple-year account unless otherwise footnoted.</p> <p>6 Subject to disposition by the administrative agency.</p> <p>7 Unobligated - unavailable.</p>	<p>8 The opening balances of the following accounts have been adjusted during the transition quarter and do not agree with fiscal year 1976's closing balances:</p> <table border="0" style="margin-left: 20px;"> <thead> <tr> <th style="text-align: left;"><u>Account</u></th> <th style="text-align: right;"><u>Amount</u></th> </tr> </thead> <tbody> <tr> <td>7550379</td> <td style="text-align: right;">\$409,945.58</td> </tr> <tr> <td>7540379</td> <td style="text-align: right;">95,055.07</td> </tr> <tr> <td>75M0379</td> <td style="text-align: right;">957.62</td> </tr> </tbody> </table> <p>9 To be transferred to account 7570570 in fiscal year 1977.</p> <p>10 Includes \$25,892.36 that is unobligated - unavailable.</p> <p>11 Excludes \$304,792,000.00 refund of taxes.</p> <p>12 Includes net redemption of U.S. public debt securities.</p> <table border="0" style="margin-left: 20px;"> <thead> <tr> <th style="text-align: left;"><u>Account</u></th> <th style="text-align: right;"><u>Amount</u></th> </tr> </thead> <tbody> <tr> <td>20X8004</td> <td style="text-align: right;">\$148,079,000.00</td> </tr> <tr> <td>20X8006</td> <td style="text-align: right;">1,924,813,000.00</td> </tr> <tr> <td>20X8007</td> <td style="text-align: right;">1,227,028,000.00</td> </tr> </tbody> </table> <p>13 Includes net redemption of U.S. public debt securities.</p> <table border="0" style="margin-left: 20px;"> <thead> <tr> <th style="text-align: left;"><u>Account</u></th> <th style="text-align: right;"><u>Amount</u></th> </tr> </thead> <tbody> <tr> <td>20X8006</td> <td style="text-align: right;">\$912,763,000.00</td> </tr> <tr> <td>20X8007</td> <td style="text-align: right;">477,491,000.00</td> </tr> </tbody> </table> <p>14 Includes:</p> <p style="margin-left: 20px;">Funds authorized by the Congress are available in the Social Security trust funds to cover these obligations.</p> <table border="0" style="margin-left: 20px;"> <thead> <tr> <th style="text-align: left;"><u>Account</u></th> <th style="text-align: right;"><u>Amount</u></th> </tr> </thead> <tbody> <tr> <td>20X8004</td> <td style="text-align: right;">\$116,169,713.16</td> </tr> <tr> <td>20X8005</td> <td style="text-align: right;">225,688,207.42</td> </tr> <tr> <td>20X8006</td> <td style="text-align: right;">5,578,533,862.75</td> </tr> <tr> <td>20X8007</td> <td style="text-align: right;">803,164,593.25</td> </tr> <tr> <td>75X8705</td> <td style="text-align: right;">74,378.13</td> </tr> </tbody> </table>	<u>Account</u>	<u>Amount</u>	7550379	\$409,945.58	7540379	95,055.07	75M0379	957.62	<u>Account</u>	<u>Amount</u>	20X8004	\$148,079,000.00	20X8006	1,924,813,000.00	20X8007	1,227,028,000.00	<u>Account</u>	<u>Amount</u>	20X8006	\$912,763,000.00	20X8007	477,491,000.00	<u>Account</u>	<u>Amount</u>	20X8004	\$116,169,713.16	20X8005	225,688,207.42	20X8006	5,578,533,862.75	20X8007	803,164,593.25	75X8705	74,378.13	<p>15 Includes:</p> <p style="margin-left: 20px;">Transfer of obligated balance from lapsed appropriation to merged prior-year account pursuant to 31 U.S.C. 701.</p> <table border="0" style="margin-left: 20px;"> <thead> <tr> <th style="text-align: left;"><u>Account</u></th> <th style="text-align: right;"><u>Amount</u></th> </tr> </thead> <tbody> <tr> <td>7548704</td> <td style="text-align: right;">\$39,122.31</td> </tr> </tbody> </table> <p>16 Funds authorized by the Congress are available in the Social Security trust funds to cover these obligations.</p> <p>17 Excludes \$40,052,000.00 refund of taxes.</p> <p>18 Excludes \$62,784,000.00 refund of taxes.</p> <p>19 Includes:</p> <p style="margin-left: 20px;">Net investment in U.S. public debt securities.---</p> <table border="0" style="margin-left: 20px;"> <thead> <tr> <th style="text-align: left;"><u>Account</u></th> <th style="text-align: right;"><u>Amount</u></th> </tr> </thead> <tbody> <tr> <td>20X8004</td> <td style="text-align: right;">\$1,181,297,000.00</td> </tr> <tr> <td>20X8005</td> <td style="text-align: right;">\$13,810,000.00</td> </tr> <tr> <td>20X8006</td> <td style="text-align: right;">67,302,000.00</td> </tr> </tbody> </table> <p>20 Includes net investment in U.S. public debt securities.</p> <p>21 Includes \$26,723.37 that is unobligated - unavailable.</p> <p>22 Opening balance has been adjusted by \$7,718,750.00 during the current fiscal year and does not agree with last year's closing balance.</p> <p>23 For detail by account see Table C - "Receipts by Organizational Unit."</p>	<u>Account</u>	<u>Amount</u>	7548704	\$39,122.31	<u>Account</u>	<u>Amount</u>	20X8004	\$1,181,297,000.00	20X8005	\$13,810,000.00	20X8006	67,302,000.00
<u>Account</u>	<u>Amount</u>																																															
7550379	\$409,945.58																																															
7540379	95,055.07																																															
75M0379	957.62																																															
<u>Account</u>	<u>Amount</u>																																															
20X8004	\$148,079,000.00																																															
20X8006	1,924,813,000.00																																															
20X8007	1,227,028,000.00																																															
<u>Account</u>	<u>Amount</u>																																															
20X8006	\$912,763,000.00																																															
20X8007	477,491,000.00																																															
<u>Account</u>	<u>Amount</u>																																															
20X8004	\$116,169,713.16																																															
20X8005	225,688,207.42																																															
20X8006	5,578,533,862.75																																															
20X8007	803,164,593.25																																															
75X8705	74,378.13																																															
<u>Account</u>	<u>Amount</u>																																															
7548704	\$39,122.31																																															
<u>Account</u>	<u>Amount</u>																																															
20X8004	\$1,181,297,000.00																																															
20X8005	\$13,810,000.00																																															
20X8006	67,302,000.00																																															

TABLE 1 - APPROPRIATIONS AND APPROPRIATION TRANSFERS

Account Symbol	Net Appropriations and Appropriation Transfers	Appropriation Amount	Net Appropriation Transfers	Detail of Appropriation Transfers		
				Accounts Involved	Amount From, Or To (-)	Citation of Law
75X0712	\$24,575,000.00	\$14,575,000.00	\$10,000,000.00	756/80712	\$10,000,000.00	90 STAT. 610
756/80712	51,760,000.00	100,000,000.00	-48,240,000.00	75X0712	-10,000,000.00	90 STAT. 610
				7560712	-38,240,000.00	90 STAT. 14, 610
7560712	631,592,000.00	593,352,000.00	38,240,000.00	756/80712	38,240,000.00	90 STAT. 14, 610
75X0720		4,000,000.00	-4,000,000.00	75X4306	-1,716,000.00	12 USC 1717, 42 USC 294
				75X4307	-2,284,000.00	12 USC 1717, 42 USC 294
75X4307	2,284,000.00		2,284,000.00	75X0720	2,284,000.00	12 USC 1717, 42 USC 294
75X4306	1,716,000.00		1,716,000.00	75X0720	1,716,000.00	12 USC 1717, 42 USC 294
756/70293	2,168,593,000.00	1,734,593,000.00	434,000,000.00	7560293	434,000,000.00	89 STAT. 470
7560293	672,966,000.00	1,106,966,000.00	-434,000,000.00	756/70293	-434,000,000.00	89 STAT. 470
TOTAL (FY)	<u>\$3,553,486,000.00</u>	<u>\$3,553,486,000.00</u>	<u>\$0</u>		<u>\$0</u>	

\* Appropriations to accounts which did not have appropriation transfer activity during the fiscal year and transition quarter are not included in this table.

TABLE 2 - TRANSFERS (OTHER THAN APPROPRIATION TRANSFERS - TABLE 1 )

Account Symbol	Net Transfers	Details of Transfers		
		Accounts Involved	Amount From Or To (-)	Citation of Law
75X0350	\$9,226.79	47-75X0350	\$9,226.79	31 USC 686, 67 STAT. 631
47-75X0350	-9,226.79	75X0350	-9,226.79	31 USC 686, 67 STAT. 631
75X0943	6,340.93	47-75X0943	6,340.93	31 USC 686, 686-1
47-75X0943	-6,340.93	75X0943	-6,340.93	31 USC 686, 686-1
75X0839	-105,814.44	47-75X0839	-105,814.44	31 USC 686, 40 USC 490c
47-75X0839	105,814.44	75X0839	105,814.44	31 USC 686, 40 USC 490c
75X0838	-94,223.68	47-75X0838	-94,223.68	31 USC 686, 40 USC 490c
47-75X0838	94,223.68	75X0838	94,223.68	31 USC 686, 40 USC 490c
75X1361	117,040.50	47-75X1361	117,040.50	31 USC 686, 686-1
755/61361	-160,000.00	7560136	-160,000.00	90 STAT. 19
47-75X1361	-117,040.50	75X1361	-117,040.50	31 USC 686, 686-1
753/60712	143,148,537.21	753/50712	143,148,537.21	87 STAT. 1077
753/50712	-143,148,537.21	753/60712	-143,148,537.21	87 STAT. 1077
75X4307	-1,719,148.75	86X4206	-1,719,148.75	12 USC 1717
75X4306	1,803.99	86X4206	1,803.99	12 USC 1717
75X8554	-13,471.49	75X8555	-13,471.49	31 USC 66b.
75X8555	13,471.49	75X8554	13,471.49	31 USC 66b.
75X0279	27,825.00	75X0292	27,825.00	89 STAT. 473
753/60282	12,227,711.00	753/60282	12,227,711.00	86 STAT. 402-404, 87 STAT. 1077
753/50282	-12,227,711.00	753/60282	-12,227,711.00	86 STAT. 402-404, 87 STAT. 1077
754/60293	16,884,872.00	7540293	16,884,872.00	89 STAT. 228,233
7540293	-16,884,872.00	754/60293	-16,884,872.00	89 STAT. 228,233
75X0292	-27,825.00	75X0279	-27,825.00	89 STAT. 473
75X0287	-10,000.00	49-75X0287	-10,000.00	31 USC 686, 686-1
49-75X0287	10,000.00	75X0287	10,000.00	31 USC 686, 686-1
75X4312	-5,415,900.00	86X4206	-5,415,900.00	12 USC 1717
7551402	-11,259,703.91	7551401	-11,259,703.91	89 STAT. 473
7541402	-90,710.56	7541401	-90,710.56	89 STAT. 473
7551401	11,259,703.91	7551402	11,259,703.91	89 STAT. 473
7541401	90,710.56	7541402	90,710.56	89 STAT. 473
7560576	-249,845,432.00	16-7560576	-249,845,432.00	88 STAT. 1644, 90 STAT. 16
16-7560576	249,845,432.00	7560576	249,845,432.00	88 STAT. 1644, 90 STAT. 16
755/60570	53,000,000.00	195/61144	53,000,000.00	76 STAT. 121, 89 STAT. 87, 89
75M3905	-72,533.00	75M3901	-72,533.00	88 STAT. 1617,1618
7560406	-54,888,000.00	7560406(01)	-54,888,000.00	86 STAT.1474,1478
7560406(01)	54,888,000.00	7560406	54,888,000.00	86 STAT.1474,1478
754/50406(01)	49,423,063.00	754/50406(05)	49,423,063.00	88 STAT.1617,1618
7540406(01)	17,723,256.22	7540406(05)	17,723,256.22	88 STAT.1617,1618
754/50406(05)	-49,423,063.00	754/50406(01)	-49,423,063.00	88 STAT.1617,1618
7540406(05)	-17,723,256.22	7540406(01)	-17,723,256.22	88 STAT.1617,1618
20X8006	-62936,294,491.60	7568704	-759,686,430.60	42 USC 401
		7558704	-20,109,806.00	42 USC 401
		7548704	-946,860.00	42 USC 401
		75M8704	1,220,400.00	31 USC 701-708, 88 STAT. 1645
		75X8705	-1,626,030.00	42 USC 401
		75-20X8006	-62,147,000,000.00	42 USC 401

Account Symbol	Net Transfers	Details of Transfers		
		Accounts Involved	Amount From Or To (-)	Citation of Law
		75-20X8006(01)	-\$7,629,765.00	42 USC 422
		75-20X8006(05)	-516,000.00	42 USC 422
75-20X8006	62,147,000,000.00	20X8006	62,147,000,000.00	42 USC 401
75-20X8006(01)	23,082,504.74	20X8006	7,692,765.00	42 USC 422
		75-20X8006(05)	15,452,739.74	88 STAT.1617,1618
75-20X8006(05)	-14,936,739.74	20X8006	516,000.00	42 USC 422
		75-20X8006(01)	-15,452,739.74	88 STAT.1617,1618
7568704	759,686,430.60	20X8006	759,686,430.60	42 USC 401
7558704	20,109,806.00	20X8006	20,109,806.00	42 USC 401
7548704	946,860.00	20X8006	946,860.00	42 USC 401
75M8704	-1,220,400.00	20X8006	-1,220,400.00	31 USC 701-708, 88 STAT. 1645
75X8705	-473,970.00	20X8006	1,626,030.00	42 USC 401
		47-75X8705	-2,100,000.00	40 USC 490c
47-75X8705	2,100,000.00	75X8705	2,100,000.00	40 USC 490c
20X8007	-9,289,445,745.00	75-20X8007	-9,195,000,000.00	42 USC 401
		75-20X8007(01)	-88,961,745.00	42 USC 422
		75-20X8007(05)	-5,484,000.00	42 USC 422
75-20X8007	9,195,000,000.00	20X8007	9,195,000,000.00	42 USC 401
75-20X8007(01)	253,070,501.50	20X8007	88,961,745.00	42 USC 422
		75-20X8007(05)	164,108,756.50	88 STAT.1617,1618
75-20X8007(05)	-158,624,756.50	20X8007	5,484,000.00	42 USC 422
		75-20X8007(01)	-164,108,756.50	88 STAT.1617,1618
20X8005	-12,055,000,000.00	75-20X8005	-12,055,000,000.00	42 USC 13951, 1395j
75-20X8005	12,055,000,000.00	20X8005	12,055,000,000.00	42 USC 13951, 1395j
20X8004	-4,615,000,000.00	75-20X8004	-4,615,000,000.00	42 USC 13951, 1395j
75-20X8004	4,615,000,000.00	20X8004	4,615,000,000.00	42 USC 13951, 1395j
		75X0106	-6,919,641.21	40 USC 490c
47-75X0106	6,919,641.21	75X0106	6,919,641.21	40 USC 490c
75X0136	19,342,625.43	75X0508	19,342,625.43	88 STAT.1617,1618
755/70136	29,730,689.04	755/70508	29,730,689.04	88 STAT.1617,1618
7560136	160,000.00	755/61361	160,000.00	90 STAT. 19
754/60136	14,303,258.10	754/60508	14,303,258.10	88 STAT.1617,1618
7550136	761,906,523.43	7550508	761,906,523.43	88 STAT.1617,1618
753/50136	5,844,117.64	753/50508	5,844,117.64	88 STAT.1617,1618
7540136	741,210,365.69	7540508	741,210,365.69	88 STAT.1617,1618
753/40136	858,894.81	753/40508	858,894.81	88 STAT.1617,1618
752/40136	7,326,029.29	752/40508	7,326,029.29	88 STAT.1617,1618
75M0136	655,610,888.10	75M0508	655,610,888.10	88 STAT.1617,1618
75X0508	-19,342,625.43	75X0136	-19,342,625.43	88 STAT.1617,1618
755/70508	-29,730,689.04	755/70136	-29,730,689.04	88 STAT.1617,1618
754/60508	-14,303,258.10	754/60136	-14,303,258.10	88 STAT.1617,1618
7550508	-761,906,523.43	7550136	-761,906,523.43	88 STAT.1617,1618
753/50508	-5,844,117.64	753/50136	-5,844,117.64	88 STAT.1617,1618
7540508	-741,210,365.69	7540136	-741,210,365.69	88 STAT.1617,1618
753/40508	-858,894.81	753/40136	-858,894.81	88 STAT.1617,1618
752/40508	-7,326,029.29	752/40136	-7,326,029.29	88 STAT.1617,1618
75M0508	-655,610,888.10	75M0136	-655,610,888.10	88 STAT.1617,1618
75X0138	20,251,194.52	75X0505	20,251,194.52	88 STAT.1617,1618
75X0505	-20,251,194.52	75X0138	-20,251,194.52	88 STAT.1617,1618
75M3901	72,533.00	75M3905	72,533.00	88 STAT.1617,1618
TOTAL (FY)	\$45,866,755.24		\$45,866,755.24	

TABLE 2 - TRANSFERS (OTHER THAN APPROPRIATION TRANSFERS - TABLE 1 ) - Continued

Account Symbol	Net Transfers	Details of Transfers		
		Accounts Involved	Amount From Or To (-)	Citation of Law
75X0838	-\$20,808,000.00	47-75X0838	-\$20,808,000.00	40 USC 490c
47-75X0838	20,808,000.00	75X0838	20,808,000.00	40 USC 490c
75X1361	-141,000.00	47-75X1361	-141,000.00	31 USC 686,686-1
47-75X1361	141,000.00	75X1361	141,000.00	31 USC 686,686-1
75X4307	-620,221.37	86X4206	-620,221.37	12 USC 1717
				80 STAT. 164-168
75X1102	-225,000.00	49-75X1102	-225,000.00	31 USC 686,686-1
49-75X1102	225,000.00	75X1102	225,000.00	31 USC 686,686-1
75X4312	-1,067,000.00	86X4206	-1,067,000.00	12 USC 1717
				80 STAT. 164
7560576	-52,600,000.00	16-7560576	-52,600,000.00	90 STAT. 16
16-7560576	52,600,000.00	7560576	52,600,000.00	90 STAT. 16
7560406	-12,504,000.00	7560406(01)	-12,504,000.00	86 STAT. 1474, 1478
7560406(01)	12,504,000.00	7560406	12,504,000.00	86 STAT. 1474, 1478
20X8006	-17,073,482,279.00	75-20X8006	-16,855,000,000.00	42 USC 401
		75-20X8006(01)	-2,364,250.00	42 USC 422
		7568704	-202,094,391.00	42 USC 401
				88 STAT. 1645
		7558704	-651,600.00	42 USC 401
				88 STAT. 1645
		7548704	-781,920.00	42 USC 401
		75X8705	-12,590,118.00	42 USC 401

Account Symbol	Net Transfers	Details of Transfers		
		Accounts Involved	Amount From Or To (-)	Citation of Law
75-20X8006	16,855,000,000.00	20X8006	16,855,000,000.00	42 USC 401
75-20X8006(01)	2,364,250.00	20X8006	2,364,250.00	42 USC 422
7568704	202,094,391.00	20X8006	202,094,391.00	42 USC 401
				88 STAT. 1645
7558704	651,600.00	20X8006	651,600.00	42 USC 401
				88 STAT. 1645
7548704	781,920.00	20X8006	781,920.00	42 USC 401
75X8705	12,590,118.00	20X8006	12,590,118.00	42 USC 401
20X8007	-2,579,412,190.00	75-20X8007	-2,552,000,000.00	42 USC 401
		75-20X8007(01)	-27,412,190.00	42 USC 422
75-20X8007	2,552,000,000.00	20X8007	2,552,000,000.00	42 USC 401
75-20X8007(01)	27,412,190.00	20X8007	27,412,190.00	42 USC 422
20X8005	-3,360,000,000.00	75-20X8005	-3,360,000,000.00	42 USC 1395i, j
75-20X8005	3,360,000,000.00	20X8005	3,360,000,000.00	42 USC 1395i, j
20X8004	-1,275,000,000.00	75-20X8004	-1,275,000,000.00	42 USC 1395i, j
75-20X8004	1,275,000,000.00	20X8004	1,275,000,000.00	42 USC 1395i, j
75X0106	-865,409.53	47-75X0106	-865,409.53	40 USC 490c
47-75X0106	865,409.53	75X0106	865,409.53	40 USC 490c
75X0138	-50,000.00	49-75X0138	-50,000.00	31 USC 686,686-1
49-75X0138	50,000.00	75X0138	50,000.00	31 USC 686,686-1
TOTAL (TQ)	<u><u>-\$1,687,221.37</u></u>		<u><u>-\$1,687,221.37</u></u>	

Appropriations, Outlays, and Balances - Continued

Appropriation or Fund Account		Account symbol			Balances beginning of fiscal year 1/	Appropriations and other obligational authority 2/	Transfers, borrowings, and investments (net) 2/	Outlays (net)	Balances withdrawn and other transactions 4/	Balances end of fiscal year 5/
Title	Period of availability	Dept. Reg.	Account No.	Sub. No.						
DEPARTMENT OF HOUSING AND URBAN DEVELOPMENT										
HOUSING PROGRAMS <sup>6</sup>										
GENERAL FUND ACCOUNTS										
ANNUAL CONTRIBUTIONS FOR ASSISTED HOUSING, HOUSING PROGRAMS, HOUSING AND URBAN DEVELOPMENT										
FUND RESOURCES:										
UNDISBURSED FUNDS	NO YEAR 86		0164		- - - - -	- - - - -	- - - - -	- - - - -	- - - - -	- - - - -
UNFUNDED CONTRACT AUTHORITY	NO YEAR 86		0164		79,396,720,000.00	\$18,033,511,000.00	- - - - -	- - - - -	<sup>8</sup> 12,539,524,687.00	( \$84,890,706,313.00)
	SUBTOTAL FY 1976				79,396,720,000.00	18,033,511,000.00	- - - - -	- - - - -	12,539,524,687.00	( 84,890,706,313.00)
TRANSITION QUARTER										
UNDISBURSED FUNDS										
UNFUNDED CONTRACT AUTHORITY	NO YEAR 86		0164		- - - - -	- - - - -	- - - - -	- - - - -	- - - - -	- - - - -
	NO YEAR 86		0164		( 84,890,706,313.00)	17,693,135.00	- - - - -	- - - - -	<sup>8</sup> 2,337,407,294.00	82,570,992,154.00
	SUBTOTAL TRANSITION QUARTER				( 84,890,706,313.00)	17,693,135.00	- - - - -	- - - - -	2,337,407,294.00	82,570,992,154.00
FUND EQUITIES:										
UNOBLIGATED BALANCE					-79,396,720,000.00	- - - - -	- - - - -	- - - - -	-69,458,864,190.00	-9,937,855,810.00
UNDELIVERED ORDERS					- - - - -	- - - - -	- - - - -	- - - - -	72,633,136,344.00	<sup>7</sup> - 72,633,136,344.00
	SUBTOTAL 86		0164		-0-	18,051,204,135.00	- - - - -	- - - - -	18,051,204,135.00	-0-
HOUSING PAYMENTS, HOUSING PROGRAMS, HOUSING AND URBAN DEVELOPMENT										
FUND RESOURCES:										
UNDISBURSED FUNDS	1976 86		0139		- - - - -	2,245,000,000.00	- - - - -	\$1,558,804,469.72	- - - - -	( 686,195,530.28)
	1975				719,298,093.63	- - - - -	- - - - -	708,877,236.42	- - - - -	( 10,420,857.21)
	1974				45,873,307.01	- - - - -	- - - - -	13,736,062.49	- - - - -	( 32,137,244.52)
	PRIOR YEARS				17,091,048.85	- - - - -	- - - - -	1,496,053.72	- - - - -	( 15,594,995.13)
	SUBTOTAL FY 1976				782,262,449.49	2,245,000,000.00	- - - - -	2,282,913,822.35	- - - - -	( 744,348,627.14)
TRANSITION QUARTER										
UNDISBURSED FUNDS										
	1976 86		0139		( 686,195,530.28)	600,000,000.00	- - - - -	508,575,535.39	- - - - -	777,619,994.89
	1975				( 10,420,857.21)	- - - - -	- - - - -	4,704,629.50	-73,483,028.95	79,199,256.66
	1974				( 32,137,244.52)	- - - - -	- \$11,211,446.76	5,453,217.63	15,472,580.13	- - - - -
	PRIOR YEARS				( 15,594,995.13)	- - - - -	11,211,446.76	67,345.39	15,571,027.80	11,168,068.70
	SUBTOTAL TRANSITION QUARTER				( 744,348,627.14)	600,000,000.00	- - - - -	518,800,727.91	-42,439,421.02	867,987,320.25
ACCOUNTS RECEIVABLE					12,402,823.09	- - - - -	- - - - -	- - - - -	-5,735,521.59	18,138,344.68
FUND EQUITIES:										
UNOBLIGATED BALANCE					- - - - -	- - - - -	- - - - -	- - - - -	-157,692,106.95	<sup>9</sup> 157,692,106.95
ACCOUNTS PAYABLE					-290,253,106.98	- - - - -	- - - - -	- - - - -	48,226,950.09	-338,480,057.07
UNDELIVERED ORDERS					-504,412,165.60	- - - - -	- - - - -	- - - - -	200,925,549.21	-705,337,714.81
	SUBTOTAL 86		0139		-0-	2,845,000,000.00	- - - - -	2,801,714,550.26	43,285,449.74	-0-
LOW RENT PUBLIC HOUSING ANNUAL CONTRIBUTIONS, RENEWAL AND HOUSING ASSISTANCE, HOUSING AND URBAN DEVELOPMENT										
FUND RESOURCES:										
UNDISBURSED FUNDS	PRIOR YEARS 86		0302		266,493.25	- - - - -	- - - - -	-455,829.07	- - - - -	( 722,322.32)
	SUBTOTAL FY 1976				266,493.25	- - - - -	- - - - -	-455,829.07	- - - - -	( 722,322.32)
TRANSITION QUARTER										
UNDISBURSED FUNDS										
	PRIOR YEARS 86		0302		( 722,322.32)	- - - - -	- - - - -	-255,926.84	978,249.16	- - - - -
	SUBTOTAL TRANSITION QUARTER				( 722,322.32)	- - - - -	- - - - -	-255,926.84	978,249.16	- - - - -
ACCOUNTS RECEIVABLE					543,490.96	- - - - -	- - - - -	- - - - -	383,653.67	159,837.29
FUND EQUITIES:										
UNOBLIGATED BALANCE					- - - - -	- - - - -	- - - - -	- - - - -	77,429.72	<sup>10</sup> - 77,429.72
ACCOUNTS PAYABLE					-809,984.21	- - - - -	- - - - -	- - - - -	-727,576.64	-82,407.57
	SUBTOTAL 86		0302		-0-	- - - - -	- - - - -	-711,755.91	711,755.91	-0-
PAYMENTS FOR OPERATION OF LOW-INCOME HOUSING PROJECTS, HOUSING PROGRAMS, HOUSING AND URBAN DEVELOPMENT										
FUND RESOURCES:										
UNDISBURSED FUNDS	1976 86		0163		- - - - -	535,000,000.00	- - - - -	177,881,317.04	- - - - -	( 357,118,682.96)
	SUBTOTAL FY 1976				- - - - -	535,000,000.00	- - - - -	177,881,317.04	- - - - -	( 357,118,682.96)
TRANSITION QUARTER										
UNDISBURSED FUNDS										
	1976 86		0163		( 357,118,682.96)	80,000,000.00	- - - - -	127,585,948.60	4,266,762.64	305,265,971.72
	SUBTOTAL TRANSITION QUARTER				( 357,118,682.96)	80,000,000.00	- - - - -	127,585,948.60	4,266,762.64	305,265,971.72
FUND EQUITIES:										
UNDELIVERED ORDERS					- - - - -	- - - - -	- - - - -	- - - - -	305,265,971.72	-305,265,971.72
	SUBTOTAL 86		0163		-0-	615,000,000.00	- - - - -	305,467,265.64	309,532,734.36	-0-
MOBILE HOME STANDARDS PROGRAM, HOUSING PROGRAMS, HOUSING AND URBAN DEVELOPMENT										
FUND RESOURCES:										
UNDISBURSED FUNDS	1976 86		0167		- - - - -	1,000,000.00	- - - - -	- - - - -	- - - - -	( 1,000,000.00)
	SUBTOTAL FY 1976				- - - - -	1,000,000.00	- - - - -	- - - - -	- - - - -	( 1,000,000.00)

TRANSITION QUARTER UNDISBURSED FUNDS	1976 86	0167	(1,000,000.00)					525,000.00	475,000.00
			(1,000,000.00)					525,000.00	475,000.00
FUND EQUITIES:									
UNDELIVERED ORDERS								475,000.00	-475,000.00
								1,000,000.00	-0-
RENT SUPPLEMENTAL PROGRAM, HOUSING PROGRAMS HOUSING AND URBAN DEVELOPMENT									
FUND RESOURCES:									
UNDISBURSED FUNDS	PRIOR YEARS 86	0129	28.00				28.00		
UNFUNDED CONTRACT AUTHORITY	NO YEAR 86	0129	<sup>11</sup> 10,613,154,383.00	800,000,000.00			<sup>8</sup> 282,965,027.00	(11,130,189,356.00)	
	SUBTOTAL FY 1976		10,613,154,411.00	800,000,000.00			28.00	282,965,027.00	(11,130,189,356.00)
TRANSITION QUARTER UNDISBURSED FUNDS	PRIOR YEARS 86	0129							
UNFUNDED CONTRACT AUTHORITY	NO YEAR 86	0129	(11,130,189,356.00)				<sup>8</sup> 80,192,480.00	11,049,996,876.00	
	SUBTOTAL TRANSITION QUARTER		(11,130,189,356.00)				80,192,480.00	11,049,996,876.00	
FUND EQUITIES:									
UNOBLIGATED BALANCE									
ACCOUNTS PAYABLE			-10,613,154,383.00				-10,309,335,543.00	-303,818,840.00	
UNDELIVERED ORDERS							-28.00		
							10,746,178,036.00	<sup>11</sup> -10,746,178,036.00	
	SUBTOTAL 86	0129	-0-	800,000,000.00			28.00	799,999,972.00	-0-
STATE HOUSING FINANCE AND DEVELOPMENT AGENCIES, HOUSING PROGRAMS, HOUSING AND URBAN DEVELOPMENT									
FUND RESOURCES:									
UNDISBURSED FUNDS	1976 86	0165		15,000,000.00					(15,000,000.00)
UNFUNDED CONTRACT AUTHORITY	NO YEAR 86	0165		600,000,000.00					(600,000,000.00)
	SUBTOTAL FY 1976			615,000,000.00					(615,000,000.00)
TRANSITION QUARTER UNDISBURSED FUNDS	1976 86	0165	(15,000,000.00)				15,000,000.00		
UNFUNDED CONTRACT AUTHORITY	NO YEAR 86	0165	(600,000,000.00)				<sup>8</sup> 1,232,800.00	598,767,200.00	
	SUBTOTAL TRANSITION QUARTER		(615,000,000.00)				16,232,800.00	598,767,200.00	
FUND EQUITIES:									
UNOBLIGATED BALANCE									
UNDELIVERED ORDERS							150,540,489.20	-150,540,489.20	
							448,226,710.80	-448,226,710.80	
	SUBTOTAL 86	0165	-0-	615,000,000.00			615,000,000.00	-0-	
HOMEOWNERSHIP AND RENTAL HOUSING ASSISTANCE, HOUSING PROGRAMS, HOUSING AND URBAN DEVELOPMENT									
FUND RESOURCES:									
UNDISBURSED FUNDS	PRIOR YEARS 86	0148	-1,140.29						(1,010.12)
UNFUNDED CONTRACT AUTHORITY	NO YEAR 86	0148	<sup>11</sup> 45,884,591,799.00	23,146.00			<sup>8</sup> 2,139,972,168.00	(43,744,642,777.00)	
	SUBTOTAL FY 1976		45,884,590,658.71	23,146.00			2,139,972,168.00	(43,744,643,787.12)	
TRANSITION QUARTER UNDISBURSED FUNDS	PRIOR YEARS 86	0148	(1,010.12)						
UNFUNDED CONTRACT AUTHORITY	NO YEAR 86	0148	(43,744,642,777.00)	155,274.00			<sup>8</sup> 200,410,257.00	43,544,387,794.00	
	SUBTOTAL TRANSITION QUARTER		(43,744,643,787.12)	155,274.00			200,411,267.12	43,544,387,794.00	
ACCOUNTS RECEIVABLE			29,704.62				29,704.62		
FUND EQUITIES:									
UNOBLIGATED BALANCE									
ACCOUNTS PAYABLE			-45,884,593,047.00				-44,468,213,967.00	-1,416,379,080.00	
UNDELIVERED ORDERS							-27,316.33		
							42,128,008,714.00	<sup>11</sup> -42,128,008,714.00	
	SUBTOTAL 86	0148	-0-	178,420.00			180,570.41	-0-	
COUNSELING SERVICES, HOUSING MANAGEMENT, HOUSING AND URBAN DEVELOPMENT									
FUND RESOURCES:									
UNDISBURSED FUNDS	PRIOR YEARS 86	0156	55,429.00				10,800.56		(44,628.44)
	SUBTOTAL FY 1976		55,429.00				10,800.56		(44,628.44)
TRANSITION QUARTER UNDISBURSED FUNDS	PRIOR YEARS 86	0156	(44,628.44)					25,216.76	19,411.68
	SUBTOTAL TRANSITION QUARTER		(44,628.44)					25,216.76	19,411.68
FUND EQUITIES:									
UNDELIVERED ORDERS									
	SUBTOTAL 86	0156	-55,429.00				10,800.56	-36,017.32	-19,411.68
			-0-					-10,800.56	-0-
FEDERAL HOUSING ADMINISTRATION FUND, HOUSING PROGRAMS, HOUSING AND URBAN DEVELOPMENT									
FUND RESOURCES:									
UNDISBURSED FUNDS	1976-77 86	0169		5,000,000.00					(5,000,000.00)
	SUBTOTAL FY 1976			5,000,000.00					(5,000,000.00)
TRANSITION QUARTER UNDISBURSED FUNDS	1976-77 86	0169	(5,000,000.00)				954,610.00		4,045,390.00
	SUBTOTAL TRANSITION QUARTER		(5,000,000.00)				954,610.00		4,045,390.00
FUND EQUITIES:									
UNOBLIGATED BALANCE									
ACCOUNTS PAYABLE									
	SUBTOTAL 86	0169	-0-	5,000,000.00			954,610.00	3,018,725.00	-3,018,725.00
								1,026,665.00	-1,026,665.00
								4,045,390.00	-0-

Appropriations, Outlays, and Balances - Continued

Appropriation or Fund Account		Account symbol			Balances beginning of fiscal year 1/	Appropriations and other obligational authority 2/	Transfers, borrowings, and investments (net) 3/	Outlays (net)	Balances withdrawn and other transactions 4/	Balances end of fiscal year 5/	
Title	Period of availability	Dept. Reg.	Tr. From	Account No.							Sub. No.
HOUSING PROGRAMS-CONTINUED											
PUBLIC ENTERPRISE FUNDS											
FEDERAL HOUSING ADMINISTRATION FUND, HOUSING AND URBAN DEVELOPMENT											
FUND RESOURCES:											
UNDISBURSED FUNDS	NO YEAR 86			4070		\$126,108,062.82	\$142,500,000.00	<sup>12</sup> \$965,430,400.53	\$1,191,195,732.03	---	(\$42,842,731.32)
AUTHORITY TO BORROW FROM THE TREASURY AND THE PUBLIC INVESTMENTS IN PUBLIC DEBT SECURITIES						---	989,000,000.00	-1,083,133,800.00	---	<sup>13</sup> -\$94,133,800.00	(1,524,202,500.00)
INVESTMENTS IN AGENCY DEBT RECEIPTS						1,406,483,500.00	---	117,719,000.00	---	---	(191,206,531.28)
						191,222,131.81	---	-15,600.53	---	---	(1,758,251,762.60)
						1,723,813,694.63	1,131,500,000.00	---	1,191,195,732.03	-94,133,800.00	(1,758,251,762.60)
TRANSITION QUARTER											
UNDISBURSED FUNDS	NO YEAR 86			4070		(42,842,731.32)	---	<sup>14</sup> 221,759,703.44	39,326,229.09	---	225,276,205.67
AUTHORITY TO BORROW FROM THE TREASURY AND THE PUBLIC INVESTMENTS IN PUBLIC DEBT SECURITIES						---	212,000,000.00	-209,049,250.00	---	<sup>13</sup> 2,950,750.00	---
INVESTMENTS IN AGENCY DEBT RECEIPTS						(1,524,202,500.00)	---	-12,707,000.00	---	---	1,511,495,500.00
						(191,206,531.28)	---	-3,453.44	---	---	191,203,077.84
						(1,758,251,762.60)	212,000,000.00	---	39,326,229.09	---	1,927,974,783.51
						462,551,257.87	---	---	---	---	408,741,806.71
ACCOUNTS RECEIVABLE											
FUND EQUITIES:											
UNOBLIGATED BALANCE						-1,683,759,872.99	---	---	---	180,840,907.37	-1,864,600,780.36
ACCOUNTS PAYABLE						-502,605,079.51	---	---	---	-30,489,269.65	-472,115,809.86
						-0-	1,343,500,000.00	---	1,230,521,961.12	112,978,038.88	-0-
COLLEGE HOUSING LOANS, HOUSING AND URBAN DEVELOPMENT											
FUND RESOURCES:											
UNDISBURSED FUNDS	NO YEAR 86			4058		184,000,928.19	13,042,413.60	-787,000.00	-48,616,781.37	---	(244,873,123.16)
UNFUNDED CONTRACT AUTHORITY	NO YEAR 86			4058		7886,968,000.00	---	---	---	<sup>8</sup> 51,255,453.00	(835,712,547.00)
AUTHORITY TO BORROW FROM THE TREASURY						964,000,000.00	---	---	---	---	(964,000,000.00)
						2,034,968,928.19	13,042,413.60	-787,000.00	-48,616,781.37	51,255,453.00	(2,044,585,670.16)
TRANSITION QUARTER											
UNDISBURSED FUNDS	NO YEAR 86			4058		(244,873,123.16)	3,782,978.53	---	22,150,891.62	---	226,505,210.07
UNFUNDED CONTRACT AUTHORITY	NO YEAR 86			4058		(835,712,547.00)	---	---	---	<sup>8</sup> 10,717,331.00	824,995,216.00
AUTHORITY TO BORROW FROM THE TREASURY						(964,000,000.00)	---	---	---	<sup>13</sup> 964,000,000.00	---
						(2,044,585,670.16)	3,782,978.53	---	22,150,891.62	974,717,331.00	1,051,500,426.07
						28,483,866.43	---	---	---	-10,489,750.35	38,973,616.78
ACCOUNTS RECEIVABLE											
FUND EQUITIES:											
UNOBLIGATED BALANCE						-2,010,963,100.66	---	---	---	-1,771,567,017.71	7-239,396,082.95
ACCOUNTS PAYABLE						-45,192,910.78	---	---	---	-21,195,910.06	-23,997,000.72
UNDELIVERED ORDERS						-7,296,783.18	---	---	---	819,784,176.00	-827,080,959.18
						-0-	16,825,392.13	-787,000.00	-26,465,889.75	42,504,281.88	-0-
LOW RENT PUBLIC HOUSING PROGRAM, RENEWAL AND HOUSING ASSISTANCE, HOUSING AND URBAN DEVELOPMENT											
FUND RESOURCES:											
UNDISBURSED FUNDS	NO YEAR 86			4098		88,008,322.10	---	---	7,474,218.82	---	(80,534,103.28)
AUTHORITY TO BORROW FROM THE TREASURY						1,500,000,000.00	---	---	---	---	(1,500,000,000.00)
						1,588,008,322.10	---	---	7,474,218.82	---	(1,580,534,103.28)
TRANSITION QUARTER											
UNDISBURSED FUNDS	NO YEAR 86			4098		(80,534,103.28)	---	-40,390,000.00	11,044,542.44	---	29,099,560.84
AUTHORITY TO BORROW FROM THE TREASURY						(1,500,000,000.00)	---	---	---	---	1,500,000,000.00
INVESTMENTS IN PUBLIC DEBT SECURITIES						---	---	40,390,000.00	---	---	40,390,000.00
						(1,580,534,103.28)	---	---	11,044,542.44	---	1,569,489,560.84
						4,035,353.99	---	---	---	13,165.02	4,022,188.97
ACCOUNTS RECEIVABLE											
FUND EQUITIES:											
UNOBLIGATED BALANCE						-990,430,293.19	---	---	---	-92,433,857.82	15-897,996,435.37
ACCOUNTS PAYABLE						-2,723,288.90	---	---	---	4,430,108.13	-7,153,397.03
UNDELIVERED ORDERS						-598,890,094.00	---	---	---	69,471,823.41	-668,361,917.41
						-0-	---	---	18,518,761.26	-18,518,761.26	-0-
EMERGENCY HOMEOWNERS' RELIEF FUND, HOUSING PROGRAMS, HOUSING AND URBAN DEVELOPMENT											
FUND RESOURCES:											
UNDISBURSED FUNDS	1976			4239		---	35,000,000.00	---	---	---	(35,000,000.00)
						---	35,000,000.00	---	---	---	(35,000,000.00)
TRANSITION QUARTER											
UNDISBURSED FUNDS	1976			4239		(35,000,000.00)	---	---	---	35,000,000.00	---
						(35,000,000.00)	---	---	---	35,000,000.00	---
						-0-	35,000,000.00	---	---	35,000,000.00	-0-

NONPROFIT SPONSOR ASSISTANCE, HOUSING PRODUCTION AND MORTGAGE CREDIT, HOUSING AND URBAN DEVELOPMENT FUND RESOURCES:										
UNDISBURSED FUNDS		NO YEAR 86	4042	7,701,284.12	- - - - -	- - - - -	92,799.75	- - - - -	(7,608,484.37)	
	SUBTOTAL	FY 1976		7,701,284.12	- - - - -	- - - - -	92,799.75	- - - - -	(7,608,484.37)	
TRANSITION QUARTER UNDISBURSED FUNDS										
		NO YEAR 86	4042	(7,608,484.37)	- - - - -	- - - - -	11,102.76	- - - - -	7,597,381.61	
	SUBTOTAL	TRANSITION QUARTER		(7,608,484.37)	- - - - -	- - - - -	11,102.76	- - - - -	7,597,381.61	
FUND EQUITIES:										
UNOBLIGATED BALANCE				-7,080,103.76	- - - - -	- - - - -	- - - - -	-828,606.77	-6,251,496.99	
UNDELIVERED ORDERS				-621,180.36	- - - - -	- - - - -	- - - - -	724,704.26	-1,345,884.62	
	SUBTOTAL	86	4042	-0-	- - - - -	- - - - -	103,902.51	-103,902.51	-0-	
COMMUNITY DISPOSAL OPERATIONS FUND, HOUSING AND URBAN DEVELOPMENT FUND RESOURCES:										
UNDISBURSED FUNDS		NO YEAR 86	4040	1,733,890.34	- - - - -	- - - - -	-834,551.89	1,500,000.00	(1,068,442.23)	
INVESTMENTS IN AGENCY SECURITIES				387,700.00	- - - - -	- - - - -	- - - - -	- - - - -	(387,700.00)	
	SUBTOTAL	FY 1976		2,121,590.34	- - - - -	- - - - -	-834,551.89	1,500,000.00	(1,456,142.23)	
TRANSITION QUARTER UNDISBURSED FUNDS										
		NO YEAR 86	4040	(1,068,442.23)	- - - - -	- - - - -	-228,513.22	- - - - -	1,296,955.45	
				(387,700.00)	- - - - -	- - - - -	- - - - -	- - - - -	387,700.00	
	SUBTOTAL	TRANSITION QUARTER		(1,456,142.23)	- - - - -	- - - - -	-228,513.22	- - - - -	1,684,655.45	
ACCOUNTS RECEIVABLE				10,217.09	- - - - -	- - - - -	- - - - -	-12,319.89	22,536.98	
FUND EQUITIES:										
UNOBLIGATED BALANCE				-1,965,274.63	- - - - -	- - - - -	- - - - -	-377,538.41	-1,587,736.22	
ACCOUNTS PAYABLE				-166,532.80	- - - - -	- - - - -	- - - - -	-47,076.59	-119,456.21	
	SUBTOTAL	86	4040	-0-	- - - - -	- - - - -	-1,063,065.11	1,063,065.11	-0-	
RENTAL HOUSING ASSISTANCE FUND, FEDERAL HOUSING ADMINISTRATION, HOUSING AND URBAN DEVELOPMENT FUND RESOURCES:										
UNDISBURSED FUNDS		NO YEAR 86	4041	1,264,994.00	- - - - -	-12,401,000.00	-12,400,857.65	- - - - -	(1,264,851.65)	
INVESTMENTS IN PUBLIC DEBT SECURITIES				34,309,000.00	- - - - -	12,401,000.00	- - - - -	- - - - -	(46,710,000.00)	
	SUBTOTAL	FY 1976		35,573,994.00	- - - - -	- - - - -	-12,400,857.65	- - - - -	(47,974,851.65)	
TRANSITION QUARTER UNDISBURSED FUNDS										
		NO YEAR 86	4041	(1,264,851.65)	- - - - -	46,710,000.00	-5,171,092.57	- - - - -	53,145,944.22	
				(46,710,000.00)	- - - - -	-46,710,000.00	- - - - -	- - - - -	- - - - -	
	SUBTOTAL	TRANSITION QUARTER		(47,974,851.65)	- - - - -	- - - - -	-5,171,092.57	- - - - -	53,145,944.22	
ACCOUNTS RECEIVABLE				26,050.64	- - - - -	- - - - -	- - - - -	26,050.64	- - - - -	
FUND EQUITIES:										
UNOBLIGATED BALANCE				-35,600,044.64	- - - - -	- - - - -	- - - - -	17,508,889.45	-53,108,934.09	
ACCOUNTS PAYABLE				- - - - -	- - - - -	- - - - -	- - - - -	37,010.13	-37,010.13	
	SUBTOTAL	86	4041	-0-	- - - - -	- - - - -	-17,571,950.22	17,571,950.22	-0-	
REVOLVING FUND, LIQUIDATING PROGRAMS, HOUSING AND URBAN DEVELOPMENT FUND RESOURCES:										
UNDISBURSED FUNDS		NO YEAR 86	4015	849,523,706.61	2,457,047.36	16-390,902,033.00	127,563,454.85	- - - - -	(333,515,266.12)	
TRANSFER TO:				- - - - -	- - - - -	- - - - -	- - - - -	- - - - -	- - - - -	
ENVIRONMENTAL PROTECTION AGENCY		NO YEAR 68 86	4015	7,927.00	- - - - -	-12,167.00	-4,240.00	- - - - -	- - - - -	
AUTHORITY TO BORROW FROM THE TREASURY				- - - - -	- - - - -	385,500,000.00	- - - - -	<sup>13</sup> 385,500,000.00	- - - - -	
	SUBTOTAL	FY 1976		849,531,633.61	2,457,047.36	-5,414,200.00	127,559,214.85	385,500,000.00	(333,515,266.12)	
TRANSITION QUARTER UNDISBURSED FUNDS										
		NO YEAR 86	4015	(333,515,266.12)	933,353.44	-1,716,000.00	18,421,809.81	- - - - -	314,310,809.75	
				(333,515,266.12)	933,353.44	-1,716,000.00	18,421,809.81	- - - - -	314,310,809.75	
	SUBTOTAL	TRANSITION QUARTER		11,375,810.78	- - - - -	- - - - -	- - - - -	257,658.72	11,118,152.06	
ACCOUNTS RECEIVABLE				-447,114,965.67	- - - - -	- - - - -	- - - - -	-349,662,187.40	-97,452,778.27	
FUND EQUITIES:										
UNOBLIGATED BALANCE				-12,740,944.14	- - - - -	- - - - -	- - - - -	-8,906,682.56	-3,834,261.58	
ACCOUNTS PAYABLE				-401,051,534.58	- - - - -	- - - - -	- - - - -	-176,909,612.62	-224,141,921.96	
UNDELIVERED ORDERS				-0-	- - - - -	- - - - -	- - - - -	-149,720,823.86	-0-	
	SUBTOTAL	86	4015	-0-	3,390,400.80	-7,130,200.00	145,981,024.66	-149,720,823.86	-0-	

FOOTNOTES AT END OF CHAPTER



Appropriations, Outlays, and Balances - Continued

Appropriation or Fund Account		Account symbol			Balances beginning of fiscal year <u>1/</u>	Appropriations and other obligational authority <u>2/</u>	Transfers, borrowings, and investments (net) <u>3/</u>	Outlays (net)	Balances withdrawn and other transactions <u>4/</u>	Balances end of fiscal year <u>5/</u>
Title	Period of availability	Dept. Reg.   Tr. From	Account No.	Sub. No.						
HOUSING PROGRAMS-CONTINUED										
INTRAGOVERNMENTAL FUNDS										
MANAGEMENT FUND FOR DISASTER ASSISTANCE, HOUSING AND URBAN DEVELOPMENT										
FUND RESOURCES:										
UNDISBURSED FUNDS	NO YEAR 86		3981		\$38,853,717.53	- - - - -	- - - - -	- \$5,386,216.68	- - - - -	( \$44,239,934.21)
	SUBTOTAL FY 1976				38,853,717.53	- - - - -	- - - - -	- 5,386,216.68	- - - - -	( 44,239,934.21)
TRANSITION QUARTER										
UNDISBURSED FUNDS										
	NO YEAR 86		3981		( 44,239,934.21)	- - - - -	- - - - -	7,840,403.66	- - - - -	36,399,530.55
	SUBTOTAL TRANSITION QUARTER				( 44,239,934.21)	- - - - -	- - - - -	7,840,403.66	- - - - -	36,399,530.55
ACCOUNTS RECEIVABLE										
FUND EQUITIES:										
UNOBLIGATED BALANCE					8,305,866.05	- - - - -	- - - - -	- - - - -	\$5,301,738.68	3,004,127.37
ACCOUNTS PAYABLE					-45,475,372.47	- - - - -	- - - - -	- - - - -	-9,207,915.09	-36,267,457.38
UNDELIVERED ORDERS					-2,647.61	- - - - -	- - - - -	- - - - -	-2,647.61	- - - - -
	SUBTOTAL 86		3981		-1,681,563.50	- - - - -	- - - - -	- - - - -	1,454,637.04	-3,136,200.54
					-0-	- - - - -	- - - - -	- - - - -	-2,454,186.98	-0-
TOTAL, HOUSING PROGRAMS FY 1976 . . . . .					- - - - -	\$23,416,533,606.96	- \$6,201,200.00	3,719,431,546.33	15,306,583,535.00	- - - - -
TOTAL, HOUSING PROGRAMS T.Q. . . . .					- - - - -	914,564,740.97	- 1,716,000.00	740,480,733.26	4,556,685,333.34	- - - - -
GOVERNMENT NATIONAL MORTGAGE ASSOCIATION										
GENERAL FUND ACCOUNTS										
PAYMENT OF PARTICIPATION SALES										
INSUFFICIENCIES, GOVERNMENT NATIONAL MORTGAGE ASSOCIATION, HOUSING AND URBAN DEVELOPMENT										
FUND RESOURCES:										
UNDISBURSED FUNDS	1976 86		0145		- - - - -	1,813,383.02	- - - - -	- - - - -	- - - - -	( 1,813,383.02)
	SUBTOTAL FY 1976				- - - - -	1,813,383.02	- - - - -	- - - - -	- - - - -	( 1,813,383.02)
TRANSITION QUARTER										
UNDISBURSED FUNDS										
	1976 86		0145		( 1,813,383.02)	- - - - -	- - - - -	- - - - -	1,813,383.02	- - - - -
	SUBTOTAL TRANSITION QUARTER				( 1,813,383.02)	- - - - -	- - - - -	- - - - -	1,813,383.02	- - - - -
	SUBTOTAL 86		0145		-0-	1,813,383.02	- - - - -	- - - - -	1,813,383.02	-0-
PUBLIC ENTERPRISE FUNDS										
SPECIAL ASSISTANCE FUNCTIONS FUND, GOVERNMENT NATIONAL MORTGAGE ASSOCIATION, HOUSING AND URBAN DEVELOPMENT										
FUND RESOURCES:										
UNDISBURSED FUNDS	NO YEAR 86		4205		42,430,008.96	7,279,000.00	17609,245,794.67	657,695,139.01	- - - - -	( 1,259,664.62)
AUTHORITY TO BORROW FROM THE TREASURY					9,096,846,253.88	- - - - -	-711,074,000.00	- - - - -	<sup>13</sup> 3,951,521,253.88	( 4,434,251,000.00)
AUTHORITY TO BORROW FROM THE PUBLIC					- - - - -	- - - - -	25,861,000.00	- - - - -	<sup>13</sup> 25,861,000.00	- - - - -
INVESTMENTS IN AGENCY SECURITIES					91,274,347.01	- - - - -	19,928,205.33	- - - - -	- - - - -	( 111,202,552.34)
	SUBTOTAL FY 1976				9,230,550,609.85	7,279,000.00	-56,039,000.00	657,695,139.01	3,977,382,253.88	( 4,546,713,216.96)
TRANSITION QUARTER										
UNDISBURSED FUNDS										
	NO YEAR 86		4205		( 1,259,664.62)	2,044,000.00	<sup>18</sup> -234,488,062.96	-232,216,994.85	- - - - -	1,032,596.51
AUTHORITY TO BORROW FROM THE TREASURY					( 4,434,251,000.00)	6,750,000,000.00	216,608,000.00	- - - - -	<sup>13</sup> -4,853,568,588.34	16,254,427,588.34
INVESTMENTS IN AGENCY SECURITIES					( 111,202,552.34)	- - - - -	-2,119,937.04	- - - - -	- - - - -	109,082,615.30
	SUBTOTAL TRANSITION QUARTER				( 4,546,713,216.96)	6,752,044,000.00	-20,000,000.00	-232,216,994.85	-4,853,568,588.34	16,364,542,800.15
ACCOUNTS RECEIVABLE					195,475,548.31	- - - - -	- - - - -	- - - - -	-11,942,778.85	207,418,327.16
FUND EQUITIES:										
UNOBLIGATED BALANCE					-1,542,551,215.44	- - - - -	- - - - -	- - - - -	11,167,029,742.63	-12,709,580,958.07
ACCOUNTS PAYABLE					-426,984,002.73	- - - - -	- - - - -	- - - - -	-30,977,584.62	-396,006,418.11
UNDELIVERED ORDERS					-7,456,490,939.99	- - - - -	- - - - -	- - - - -	-3,990,117,188.86	-3,466,373,751.13
	SUBTOTAL 86		4205		-0-	6,759,323,000.00	-76,039,000.00	425,478,144.16	6,257,805,855.84	-0-
MANAGEMENT AND LIQUIDATING FUNCTIONS FUND, GOVERNMENT NATIONAL MORTGAGE ASSOCIATION, HOUSING AND URBAN DEVELOPMENT										
FUND RESOURCES:										
UNDISBURSED FUNDS	NO YEAR 86		4016		88,602.04	- - - - -	<sup>19</sup> -57,457,895.91	-57,556,414.01	- - - - -	( 187,120.14)
AUTHORITY TO BORROW FROM THE PUBLIC					- - - - -	- - - - -	15,112,000.00	- - - - -	<sup>13</sup> 15,112,000.00	- - - - -
INVESTMENTS IN AGENCY SECURITIES					42,912,153.09	- - - - -	-3,033,104.09	- - - - -	- - - - -	( 39,879,049.00)
	SUBTOTAL FY 1976				43,000,755.13	- - - - -	-45,379,000.00	-57,556,414.01	15,112,000.00	( 40,066,169.14)

TRANSITION QUARTER									
UNDISBURSED FUNDS		NO YEAR 86	4016	(187,120.14)		20-7,376,726.05	-7,360,679.32		171,073.41
AUTHORITY TO BORROW FROM THE PUBLIC INVESTMENTS IN AGENCY SECURITIES				(39,879,049.00)		18,624,000.00		1318,624,000.00	39,455,775.05
				(40,066,169.14)		-423,273.95			39,626,848.46
SUBTOTAL TRANSITION QUARTER				32,044,086.57		10,824,000.00	-7,360,679.32	18,624,000.00	32,220,108.45
ACCOUNTS RECEIVABLE								-176,021.88	
FUND EQUITIES:									
UNOBLIGATED BALANCE				-51,839,494.10				-4,542,129.96	-47,297,364.14
ACCOUNTS PAYABLE				-23,205,347.60				1,344,245.17	-24,549,592.77
SUBTOTAL 86		4016		-0-		-34,555,000.00	-64,917,093.33	30,362,093.33	-0-
GUARANTEES OF MORTGAGE-BACKED SECURITIES									
FUND, GOVERNMENT NATIONAL MORTGAGE ASSOCIATION, HOUSING AND URBAN DEVELOPMENT									
FUND RESOURCES:									
UNDISBURSED FUNDS		NO YEAR 86	4238	25,071.28		21-11,860,000.00	-12,106,303.69		(271,374.97)
INVESTMENTS IN PUBLIC DEBT SECURITIES				23,303,000.00		10,146,000.00			(33,449,000.00)
INVESTMENTS IN AGENCY SECURITIES				2,378,400.00		1,714,000.00			(4,092,400.00)
SUBTOTAL FY 1976				25,706,471.28			-12,106,303.69		(37,812,774.97)
TRANSITION QUARTER									
UNDISBURSED FUNDS		NO YEAR 86	4238	(271,374.97)		22-4,898,800.00	-4,820,269.05		192,844.02
INVESTMENTS IN PUBLIC DEBT SECURITIES				(33,449,000.00)		5,800,000.00			39,249,000.00
INVESTMENTS IN AGENCY SECURITIES				(4,092,400.00)		-901,200.00			3,191,200.00
SUBTOTAL TRANSITION QUARTER				(37,812,774.97)			-4,820,269.05		42,633,044.02
ACCOUNTS RECEIVABLE				1,171,614.36				-1,063,489.94	2,235,104.30
FUND EQUITIES:									
UNOBLIGATED BALANCE				-26,860,879.56				17,973,644.44	-44,834,524.00
ACCOUNTS PAYABLE				-17,206.08				16,418.24	-33,624.32
SUBTOTAL 86		4238		-0-			-16,926,572.74	16,926,572.74	-0-
PARTICIPATION SALES FUND, GOVERNMENT NATIONAL MORTGAGE ASSOCIATION, HOUSING AND URBAN DEVELOPMENT									
FUND RESOURCES:									
UNDISBURSED FUNDS		NO YEAR 86	4206	7,947.73		238,905,135.62	8,908,996.68		(4,086.67)
INVESTMENTS IN PUBLIC DEBT SECURITIES				1,317,327,000.00		260,887,000.00			(1,578,214,000.00)
INVESTMENTS IN AGENCY SECURITIES				86,745,000.00					(86,745,000.00)
SUBTOTAL FY 1976				1,404,079,947.73		269,792,135.62	8,908,996.68		(1,664,963,086.67)
TRANSITION QUARTER									
UNDISBURSED FUNDS		NO YEAR 86	4206	(4,086.67)		2414,626,722.61	10,086,326.36		4,544,482.92
INVESTMENTS IN PUBLIC DEBT SECURITIES				(1,578,214,000.00)		26,794,000.00			1,605,008,000.00
INVESTMENTS IN AGENCY SECURITIES				(86,745,000.00)					86,745,000.00
SUBTOTAL TRANSITION QUARTER				(1,664,963,086.67)		41,420,722.61	10,086,326.36		1,696,297,482.92
ACCOUNTS RECEIVABLE				309,874,088.77				-109,640,843.47	419,514,932.24
FUND EQUITIES:									
UNOBLIGATED BALANCE				-1,155,884,079.32				311,212,858.23	-1,467,096,937.55
ACCOUNTS PAYABLE				-558,069,957.18				90,645,520.43	-648,715,477.61
SUBTOTAL 86		4206		-0-		311,212,858.23	18,995,323.04	292,217,535.19	-0-
LOANS FOR SECONDARY MARKET OPERATIONS, FEDERAL NATIONAL MORTGAGE ASSOCIATION, HOUSING AND URBAN DEVELOPMENT									
FUND RESOURCES:									
UNDISBURSED FUNDS		NO YEAR 86	4319						
AUTHORITY TO BORROW FROM THE TREASURY				2,250,000,000.00					(2,250,000,000.00)
SUBTOTAL FY 1976				2,250,000,000.00					(2,250,000,000.00)
TRANSITION QUARTER									
UNDISBURSED FUNDS		NO YEAR 86	4319						
AUTHORITY TO BORROW FROM THE TREASURY				(2,250,000,000.00)					2,250,000,000.00
SUBTOTAL TRANSITION QUARTER				(2,250,000,000.00)					2,250,000,000.00
FUND EQUITIES:									
UNOBLIGATED BALANCE				-2,250,000,000.00					-2,250,000,000.00
SUBTOTAL 86		4319		-0-					-0-
TOTAL, GOVERNMENT NATIONAL MORTGAGE ASSOCIATION FY 1976 . . . . .					9,092,383.02	168,374,135.62	596,941,417.99	3,992,494,253.88	
TOTAL, GOVERNMENT NATIONAL MORTGAGE ASSOCIATION T.O. . . . .					6,752,044,000.00	32,244,722.61	-234,311,616.86	2,606,631,186.24	

Appropriations, Outlays, and Balances - Continued

Appropriation or Fund Account		Account symbol			Balances beginning of fiscal year <u>1/</u>	Appropriations and other obligational authority <u>2/</u>	Transfers, borrowings, and investments (net) <u>3/</u>	Outlays (net)	Balances withdrawn and other transactions <u>4/</u>	Balances end of fiscal year <u>5/</u>
Title	Period of availability	Dept. Reg. Tr. From	Account No.	Sub. No.						
COMMUNITY PLANNING AND DEVELOPMENT										
GENERAL FUND ACCOUNTS										
COMMUNITY DEVELOPMENT GRANTS, COMMUNITY PLANNING AND DEVELOPMENT, HOUSING AND URBAN DEVELOPMENT										
FUND RESOURCES:										
UNDISBURSED FUNDS	1976-78	86	0162	-	\$2,802,000,000.00	-	\$16,501,921.65	-	(\$2,785,498,078.35)	
	1975-77				\$2,394,107,487.33	\$811,132.00	966,286,654.47	-	(1,428,631,964.86)	
	1976-78	86	0162		2,394,107,487.33	811,132.00	982,788,576.12	-	(4,214,130,043.21)	
	SUBTOTAL FY 1976									
TRANSITION QUARTER	1976-78	86	0162		(2,785,498,078.35)	-	43,227,856.84	-	2,742,270,221.51	
UNDISBURSED FUNDS	1975-77				(1,428,631,964.86)	-	395,766,369.01	-	1,032,865,595.85	
	1976-78	86	0162		(4,214,130,043.21)	-	438,994,225.85	-	3,775,135,817.36	
	SUBTOTAL TRANSITION QUARTER									
	ACCOUNTS RECEIVABLE									
FUND EQUITIES:										
UNOBLIGATED BALANCE										
ACCOUNTS PAYABLE										
UNDELIVERED ORDERS										
	1976-78	86	0162		-577,181,021.00	-	-	-258,708,679.55	-318,472,341.45	
	1975-77				-1,816,926,466.33	-	-	302,209.67	-302,209.67	
	1976-78	86	0162		-0-	2,802,000,000.00	811,132.00	1,639,489,799.89	-3,456,416,266.22	
	SUBTOTAL 86									
COMPREHENSIVE PLANNING GRANTS, COMMUNITY PLANNING AND DEVELOPMENT, HOUSING AND URBAN DEVELOPMENT										
FUND RESOURCES:										
UNDISBURSED FUNDS	NO YEAR	86	0104		134,423,412.47	75,000,000.00	-75,000.00	93,815,063.35	-	(115,533,349.12)
	TRANSFER TO									
COMMERCE, ECONOMIC DEVELOPMENT	NO YEAR	13	86	0104	-	-	75,000.00	-	(53,000.00)	
ADMINISTRATION	NO YEAR	13	86	0104	20	-	-	-	-	(115,586,349.12)
	SUBTOTAL FY 1976									
TRANSITION QUARTER	NO YEAR	86	0104		(115,533,349.12)	-	-	19,626,584.16	-	95,906,764.96
UNDISBURSED FUNDS	NO YEAR	86	0104		(115,533,349.12)	-	-	-	-	-
	TRANSFER TO									
COMMERCE, ECONOMIC DEVELOPMENT	NO YEAR	13	86	0104	20	(53,000.00)	-	24,210.00	-	28,790.00
ADMINISTRATION	NO YEAR	13	86	0104	20	(115,586,349.12)	-	19,650,794.16	-	95,935,554.96
	SUBTOTAL TRANSITION QUARTER									
FUND EQUITIES:										
UNOBLIGATED BALANCE										
UNDELIVERED ORDERS										
	1976-78	86	0104		-8,833,664.07	-	-	-4,358,666.11	-4,474,997.96	
	1975-77				-125,589,748.40	-	-	-34,129,191.40	-91,460,557.00	
	1976-78	86	0104		-0-	75,000,000.00	113,487,857.51	-38,487,857.51	-0-	
	SUBTOTAL 86									
COMMUNITY DEVELOPMENT TRAINING AND URBAN FELLOWSHIP PROGRAMS, COMMUNITY PLANNING AND MANAGEMENT, HOUSING AND URBAN DEVELOPMENT										
FUND RESOURCES:										
UNDISBURSED FUNDS	PRIOR YEARS	86	0122		897,211.02	-	-	338,484.03	-	(558,726.99)
	SUBTOTAL FY 1976									
TRANSITION QUARTER	PRIOR YEARS	86	0122		(558,726.99)	-	-	2,522.65	279,343.64	276,860.70
UNDISBURSED FUNDS	PRIOR YEARS	86	0122		(558,726.99)	-	-	2,522.65	279,343.64	276,860.70
	SUBTOTAL TRANSITION QUARTER									
FUND EQUITIES:										
UNDELIVERED ORDERS										
	1976-78	86	0122		-897,211.02	-	-	-620,350.32	-276,860.70	
	1975-77				-0-	-	-	-341,006.68	-341,006.68	-0-
	SUBTOTAL 86									
MODEL CITIES PROGRAMS, COMMUNITY PLANNING AND DEVELOPMENT, HOUSING AND URBAN DEVELOPMENT										
FUND RESOURCES:										
UNDISBURSED FUNDS	1975-76	86	0133		61,936,260.83	-	-811,132.00	26,839,850.11	-	(34,285,278.72)
	1974-75				95,348,794.02	-	-	70,656,036.73	-	(24,692,757.29)
	1973-74				43,499,760.76	-	-	34,944,356.68	-	(8,555,404.08)
	PRIOR YEARS				6,035,403.95	-	-	2,824,657.02	-	(3,210,746.93)
	SUBTOTAL FY 1976									
TRANSITION QUARTER	1975-76	86	0133		206,820,219.56	-	-811,132.00	135,264,900.54	-	(70,744,187.02)
UNDISBURSED FUNDS	1975-76	86	0133		(34,285,278.72)	-	-	3,457,008.76	-	30,828,269.96
	1974-75				(24,692,757.29)	-	-	3,493,600.52	10,218.25	21,188,938.52
	1973-74				(8,555,404.08)	-	-6,713,941.50	1,840,118.58	1,344.00	-
	PRIOR YEARS				(3,210,746.93)	-	6,713,941.50	137,153.05	-13,383.50	9,800,918.88
	SUBTOTAL TRANSITION QUARTER									
	1976-78	86	0133		(70,744,187.02)	-	-	8,927,880.91	-1,821.25	61,818,127.36
	1975-77				29,209.92	-	-	284.15	284.15	28,925.77
	SUBTOTAL 86									
FUND EQUITIES:										
UNOBLIGATED BALANCE										
ACCOUNTS PAYABLE										
UNDELIVERED ORDERS										
	1976-78	86	0133		-811,132.00	-	-	-811,132.00	-	-
	1975-77				-10,284.15	-	-	-284.15	-	-10,000.00
	1976-78	86	0133		-206,028,013.33	-	-	-144,190,960.20	-61,837,053.13	
	1975-77				-0-	-811,132.00	-	-145,003,913.45	-0-	
	SUBTOTAL 86									

PUBLIC ENTERPRISE FUNDS

REHABILITATION LOAN FUND, COMMUNITY PLANNING AND DEVELOPMENT, HOUSING AND URBAN DEVELOPMENT FUND RESOURCES:

UNDISBURSED FUNDS	NO YEAR 86	4036	68,288,822.71			19,258,745.91		(49,030,076.80)
	1976			50,000,000.00		3,954,395.00		(46,045,605.00)
	SUBTOTAL FY 1976		68,288,822.71	50,000,000.00		23,213,140.91		(95,075,681.80)
TRANSITION QUARTER UNDISBURSED FUNDS	NO YEAR 86	4036	(49,030,076.80)			1,186,129.54		47,843,947.26
	1976-77					5,447,900.00		26,824,850.00
			(46,045,605.00)		32,272,750.00	12,507,255.00		1,265,600.00
			(95,075,681.80)			19,141,284.54		75,934,397.26
	SUBTOTAL TRANSITION QUARTER		1,417,974.00				-785,588.41	2,203,562.41
ACCOUNTS RECEIVABLE								
FUND EQUITIES:								
UNOBLIGATED BALANCE			-48,240,074.95				13,890,251.23	-62,130,326.18
ACCOUNTS PAYABLE			-1,599,051.76				638,419.85	-2,237,471.61
UNDELIVERED ORDERS			-19,867,670.00				-6,097,508.12	-13,770,161.88
	SUBTOTAL 86	4036	-0-	50,000,000.00		42,354,425.45	7,645,574.55	-0-
URBAN RENEWAL PROGRAMS, COMMUNITY PLANNING AND DEVELOPMENT, HOUSING AND URBAN DEVELOPMENT FUND RESOURCES:								
UNDISBURSED FUNDS	NO YEAR 86	4034	1,420,316,951.16	702,493,000.00		1,188,271,317.51		(934,538,633.65)
UNFUNDED CONTRACT AUTHORITY	NO YEAR 86	4034	3,005,500,000.00	25-702,493,000.00				(2,303,007,000.00)
AUTHORITY TO BORROW FROM THE TREASURY			200,000,000.00					(200,000,000.00)
	SUBTOTAL FY 1976		4,625,816,951.16			1,188,271,317.51		(3,437,545,633.65)
TRANSITION QUARTER UNDISBURSED FUNDS	NO YEAR 86	4034	(934,538,633.65)	300,000,000.00		314,690,065.11		919,848,568.54
UNFUNDED CONTRACT AUTHORITY	NO YEAR 86	4034	(2,303,007,000.00)	25-300,000,000.00				2,003,007,000.00
AUTHORITY TO BORROW FROM THE TREASURY			(200,000,000.00)					200,000,000.00
	SUBTOTAL TRANSITION QUARTER		(3,437,545,633.65)			314,690,065.11		3,122,855,568.54
ACCOUNTS RECEIVABLE			3,067,518.14				-914,918.98	3,982,437.12
FUND EQUITIES:								
UNOBLIGATED BALANCE			-602,344,890.57				171,117,707.74	-773,462,598.31
ACCOUNTS PAYABLE			-4,507,063.41				1,463,505.59	-5,970,569.00
UNDELIVERED ORDERS			-4,022,032,515.32				-1,674,627,676.97	-2,347,404,838.35
	SUBTOTAL 86	4034	-0-			1,502,961,382.62	-1,502,961,382.62	-0-

TOTAL, COMMUNITY PLANNING AND DEVELOPMENT FY 1976. . . . .

2,927,000,000.00

2,423,713,482.46

TOTAL, COMMUNITY PLANNING AND DEVELOPMENT T.O. . . . .

801,406,773.22

-298,120,255.68

NEW COMMUNITIES ADMINISTRATION

GENERAL FUND ACCOUNTS

NEW COMMUNITY ASSISTANCE GRANTS, COMMUNITY PLANNING AND MANAGEMENT, HOUSING AND URBAN DEVELOPMENT FUND RESOURCES:

UNDISBURSED FUNDS	NO YEAR 86	0149	19,487,521.14			-268,250.00	919,271.58	(18,299,999.56)
TRANSFER TO:								
INTERIOR, OUTDOOR RECREATION	NO YEAR 14 86	0149 7	135,607.17					(135,607.17)
ENVIRONMENTAL PROTECTION AGENCY	NO YEAR 68 86	0149	1,066,396.00				14,761.00	(1,051,635.00)
TRANSPORTATION, FEDERAL HIGHWAY ADMINISTRATION	NO YEAR 69 86	0149 5	378,088.00			238,250.00	298,888.00	(317,450.00)
HEALTH, EDUCATION, AND WELFARE, OFFICE OF EDUCATION	NO YEAR 75 86	0149 2				30,000.00		(30,000.00)
HEALTH, EDUCATION, AND WELFARE, HEALTH SERVICES ADMINISTRATION	NO YEAR 75 86	0149 3	22,871.50					(22,871.50)
	SUBTOTAL FY 1976		21,090,483.81				1,232,920.58	(19,857,563.23)
TRANSITION QUARTER UNDISBURSED FUNDS	NO YEAR 86	0149	(18,299,999.56)				2,107.00	18,297,892.56
TRANSFER TO:								
INTERIOR, OUTDOOR RECREATION	NO YEAR 14 86	0149 7	(135,607.17)					135,607.17
ENVIRONMENTAL PROTECTION AGENCY	NO YEAR 68 86	0149	(1,051,635.00)				174,890.00	876,745.00
TRANSPORTATION, FEDERAL HIGHWAY ADMINISTRATION	NO YEAR 69 86	0149 5	(317,450.00)					317,450.00
HEALTH, EDUCATION, AND WELFARE, OFFICE OF EDUCATION	NO YEAR 75 86	0149 2	(30,000.00)					30,000.00
HEALTH, EDUCATION, AND WELFARE, HEALTH SERVICES ADMINISTRATION	NO YEAR 75 86	0149 3	(22,871.50)				22,871.50	
	SUBTOTAL TRANSITION QUARTER		(19,857,563.23)				199,868.50	19,657,694.73
FUND EQUITIES:								
UNOBLIGATED BALANCE			-17,508,553.00				-447,829.00	-17,060,724.00
ACCOUNTS PAYABLE							30,000.00	-30,000.00
UNDELIVERED ORDERS			-3,581,930.81				-1,014,960.08	-2,566,970.73
	SUBTOTAL 86	0149	-0-			1,432,789.08	-1,432,789.08	-0-

FOOTNOTES AT END OF CHAPTER

Appropriations, Outlays, and Balances - Continued

Appropriation or Fund Account		Account symbol			Balances beginning of fiscal year 1/	Appropriations and other obligatory authority 2/	Transfers, borrowings, and investments (net) 3/	Outlays (net)	Balances withdrawn and other transactions 4/	Balances end of fiscal year 5/
Title	Period of availability	Dept. Reg.	Account No. Tr. From	Sub. No.						
NEW COMMUNITIES ADMINISTRATION-CONTINUED										
PUBLIC ENTERPRISE FUNDS										
NEW COMMUNITIES GUARANTEE FUND, METROPOLITAN DEVELOPMENT, HOUSING AND URBAN DEVELOPMENT										
FUND RESOURCES:										
UNDISBURSED FUNDS	NO YEAR 86		4237		\$85,938.78	- - - - -	26 \$13,919,000.00	\$13,931,648.29	- - - - -	(\$73,290.49)
AUTHORITY TO BORROW FROM THE TREASURY					- - - - -	\$8,441,000.00	-8,441,000.00	- - - - -	- - - - -	- - - - -
INVESTMENTS IN PUBLIC DEBT SECURITIES					5,478,000.00	- - - - -	-5,478,000.00	- - - - -	- - - - -	- - - - -
	SUBTOTAL FY 1976				5,563,938.78	8,441,000.00	- - - - -	13,931,648.29	- - - - -	(73,290.49)
TRANSITION QUARTER										
UNDISBURSED FUNDS	NO YEAR 86		4237		(73,290.49)	- - - - -	20,858,375.34	20,929,421.79	- - - - -	2,244.04
AUTHORITY TO BORROW FROM THE TREASURY					- - - - -	20,858,375.34	-20,858,375.34	- - - - -	13-\$162,510.29	162,510.29
INVESTMENTS IN PUBLIC DEBT SECURITIES					(73,290.49)	20,858,375.34	- - - - -	20,929,421.79	-162,510.29	164,754.33
	SUBTOTAL TRANSITION QUARTER				7,127,978.77	- - - - -	- - - - -	- - - - -	4,973,039.56	2,154,939.21
ACCOUNTS RECEIVABLE										
FUND EQUITIES:										
UNOBLIGATED BALANCE					-12,233,158.34	- - - - -	- - - - -	- - - - -	-12,233,158.34	- - - - -
ACCOUNTS PAYABLE					- - - - -	- - - - -	- - - - -	- - - - -	365,274.42	-365,274.42
UNDELIVERED ORDERS					-458,759.21	- - - - -	- - - - -	- - - - -	1,495,659.91	-1,954,419.12
	SUBTOTAL 86		4237		-0-	29,299,375.34	- - - - -	34,861,070.08	-5,561,694.74	-0-
TOTAL, NEW COMMUNITIES ADMINISTRATION FY 1976 . . . . .					- - - - -	8,441,000.00	- - - - -	15,164,568.87	- - - - -	- - - - -
TOTAL, NEW COMMUNITIES ADMINISTRATION T.O. . . . .					- - - - -	20,858,375.34	- - - - -	21,129,290.29	-6,994,483.82	- - - - -
FEDERAL INSURANCE ADMINISTRATION										
PUBLIC ENTERPRISE FUNDS										
NATIONAL INSURANCE DEVELOPMENT FUND, HOUSING AND URBAN DEVELOPMENT										
FUND RESOURCES:										
UNDISBURSED FUNDS	NO YEAR 86		4235		12,285,978.10	- - - - -	-12,190,000.00	-751,891.59	- - - - -	(847,869.69)
AUTHORITY TO BORROW FROM THE TREASURY					250,000,000.00	- - - - -	- - - - -	- - - - -	- - - - -	(250,000,000.00)
INVESTMENTS IN PUBLIC DEBT SECURITIES					77,986,000.00	- - - - -	12,190,000.00	- - - - -	- - - - -	(90,176,000.00)
	SUBTOTAL FY 1976				340,271,978.10	- - - - -	- - - - -	-751,891.59	- - - - -	(341,023,869.69)
TRANSITION QUARTER										
UNDISBURSED FUNDS	NO YEAR 86		4235		(847,869.69)	- - - - -	-1,521,000.00	-896,517.89	- - - - -	223,387.58
AUTHORITY TO BORROW FROM THE TREASURY					(250,000,000.00)	- - - - -	- - - - -	- - - - -	- - - - -	250,000,000.00
INVESTMENTS IN PUBLIC DEBT SECURITIES					(90,176,000.00)	- - - - -	1,521,000.00	- - - - -	- - - - -	91,697,000.00
	SUBTOTAL TRANSITION QUARTER				(341,023,869.69)	- - - - -	- - - - -	-896,517.89	- - - - -	341,920,387.58
ACCOUNTS RECEIVABLE										
FUND EQUITIES:										
UNOBLIGATED BALANCE					2,253,290.20	- - - - -	- - - - -	- - - - -	577,252.39	1,676,037.81
ACCOUNTS PAYABLE					-338,598,634.44	- - - - -	- - - - -	- - - - -	-4,026,980.76	27-334,571,653.68
UNDELIVERED ORDERS					-3,544,706.17	- - - - -	- - - - -	- - - - -	4,848,738.60	-8,393,444.77
	SUBTOTAL 86		4235		-381,927.69	- - - - -	- - - - -	-1,648,409.48	249,399.25	-631,326.94
					-0-	- - - - -	- - - - -	- - - - -	1,648,409.48	-0-
NATIONAL FLOOD INSURANCE FUND, FEDERAL INSURANCE ADMINISTRATION, HOUSING AND URBAN DEVELOPMENT										
FUND RESOURCES:										
UNDISBURSED FUNDS	NO YEAR 86		4236		- - - - -	- - - - -	45,895,456.34	45,895,456.34	- - - - -	- - - - -
FLOOD INSURANCE, FEDERAL INSURANCE ADMINISTRATION, HOUSING AND URBAN DEVELOPMENT	1976 86		0147		- - - - -	75,000,000.00	- - - - -	21,793,276.41	- - - - -	(53,206,723.59)
	1975				36,554,664.20	- - - - -	- - - - -	24,881,056.99	- - - - -	(11,673,607.21)
	1974				2,853,893.01	- - - - -	- - - - -	1,606,112.53	- - - - -	(1,247,780.48)
	PRIOR YEARS				2,664,318.31	- - - - -	- - - - -	1,106,276.27	- - - - -	(1,558,042.04)
AUTHORITY TO BORROW FROM THE TREASURY					430,076,441.74	- - - - -	-45,895,456.34	- - - - -	- - - - -	(384,180,985.40)
	SUBTOTAL FY 1976				472,149,317.26	75,000,000.00	- - - - -	95,282,178.54	- - - - -	(451,867,138.72)
TRANSITION QUARTER										
UNDISBURSED FUNDS	NO YEAR 86		4236		- - - - -	- - - - -	4,024,105.03	4,024,105.03	- - - - -	- - - - -
FLOOD INSURANCE, FEDERAL INSURANCE ADMINISTRATION, HOUSING AND URBAN DEVELOPMENT	1976 86		0147		(53,206,723.59)	18,750,000.00	- - - - -	14,820,558.28	147,885.75	56,988,279.56
	1975				(11,673,607.21)	- - - - -	- - - - -	3,070,838.85	73,688.88	8,529,079.48
	1974				(1,247,780.48)	- - - - -	- - - - -	208,545.21	- - - - -	- - - - -
	PRIOR YEARS				(1,558,042.04)	- - - - -	-1,039,235.27	90,550.52	- - - - -	2,506,726.79
AUTHORITY TO BORROW FROM THE TREASURY					(384,180,985.40)	- - - - -	4,024,105.03	- - - - -	- - - - -	380,156,880.37
	SUBTOTAL TRANSITION QUARTER				(451,867,138.72)	18,750,000.00	- - - - -	22,214,597.89	221,574.63	448,180,966.20
ACCOUNTS RECEIVABLE					2,287,852.86	- - - - -	- - - - -	- - - - -	-4,949,995.76	7,237,848.62

FUND EQUITIES:									
UNOBLIGATED BALANCE			-388,419,295.29	-	-	-	-	-70,707,519.57	<sup>28</sup> -317,711,775.72
ACCOUNTS PAYABLE			-49,676,302.71	-	-	-	-	53,170,837.29	-102,847,140.00
UNDELIVERED ORDERS			-36,341,572.12	-	-	-	-	-1,481,673.02	-34,859,859.10
SUBTOTAL 86 4236			-0-	93,750,000.00	-	-	117,496,776.43	-23,746,776.43	-0-
TOTAL, FEDERAL INSURANCE ADMINISTRATION FY 1976 . . . . .			-	75,000,000.00	-	-	94,530,286.95	-	-
TOTAL, FEDERAL INSURANCE ADMINISTRATION T.Q. . . . .			-	18,750,000.00	-	-	21,318,080.00	-22,098,366.95	-
OFFICE OF INTERSTATE LAND SALES REGISTRATION									
SPECIAL FUND ACCOUNTS									
INTERSTATE LAND SALES FUND, HOUSING AND URBAN DEVELOPMENT									
FUND RESOURCES:									
UNDISBURSED FUNDS									
	NO YEAR 86	5270	49,617.34	329,423.65	-	-	445,981.85	-	(-66,940.86)
	FY 1976		49,617.34	329,423.65	-	-	445,981.85	-	(-66,940.86)
SUBTOTAL									
TRANSITION QUARTER UNDISBURSED FUNDS									
	NO YEAR 86	5270	(-66,940.86)	128,853.96	-	-	-32,922.71	-	94,835.81
	TRANSITION QUARTER		(-66,940.86)	128,853.96	-	-	-32,922.71	-	94,835.81
SUBTOTAL TRANSITION QUARTER									
FUND EQUITIES:									
UNOBLIGATED BALANCE			-49,617.34	-	-	-	45,218.47	-	-94,835.81
SUBTOTAL 86 5270			-0-	458,277.61	-	-	413,059.14	45,218.47	-0-
TOTAL, OFFICE OF INTERSTATE LAND SALES REGISTRATION FY 1976 . . . . .			-	329,423.65	-	-	445,981.85	-	-
TOTAL, OFFICE OF INTERSTATE LAND SALES REGISTRATION T.Q. . . . .			-	128,853.96	-	-	-32,922.71	45,218.47	-
POLICY DEVELOPMENT AND RESEARCH									
GENERAL FUND ACCOUNTS									
RESEARCH AND TECHNOLOGY, POLICY DEVELOPMENT AND RESEARCH, HOUSING AND URBAN DEVELOPMENT									
FUND RESOURCES:									
UNDISBURSED FUNDS									
	1976-77 86	0108	-	53,000,000.00	-	-	11,319,053.27	-	(41,680,946.73)
	1975-76		51,910,182.12	-	-	36,194,474.36	-	(15,715,707.76)	
	1974-75		8,188,769.91	-	-	5,947,945.48	-	(2,240,824.43)	
	1973-74		2,070,159.88	-	-	207,632.01	-	(1,862,527.87)	
	PRIOR YEARS		2,078,026.20	-	-	412,037.59	-	(1,665,988.61)	
	SUBTOTAL FY 1976		64,247,138.11	53,000,000.00	-	-	54,081,142.71	-	(63,165,995.40)
TRANSITION QUARTER UNDISBURSED FUNDS									
	1976-77 86	0108	(41,680,946.73)	15,500,000.00	-	-	8,588,085.31	-	48,592,861.42
	1975-76		(15,715,707.76)	-	-	2,561,110.80	-	13,154,596.64	
	1974-75		(2,240,824.43)	-	-	238,916.00	55,686.08	1,946,222.35	
	1973-74		(1,862,527.87)	-	-	15,790.74	125,606.62	-	-
	PRIOR YEARS		(1,665,988.61)	-	-	1,721,130.51	217,063.75	-456,142.11	3,626,197.48
	SUBTOTAL TRANSITION QUARTER		(63,165,995.40)	15,500,000.00	-	-	11,620,966.60	-274,849.09	67,319,877.89
ACCOUNTS RECEIVABLE			201,676.68	-	-	-	-26,323.32	-	228,000.00
FUND EQUITIES:									
UNOBLIGATED BALANCE			-8,881,224.74	-	-	-	-8,518,678.14	-	-362,546.60
ACCOUNTS PAYABLE			-758,188.91	-	-	-	-758,188.91	-	-
UNDELIVERED ORDERS			-54,809,401.14	-	-	-	12,375,930.15	-	-67,185,331.29
SUBTOTAL 86 0108			-0-	68,500,000.00	-	-	65,702,109.31	2,797,890.69	-0-
TOTAL, POLICY DEVELOPMENT AND RESEARCH FY 1976 . . . . .			-	53,000,000.00	-	-	54,081,142.71	-	-
TOTAL, POLICY DEVELOPMENT AND RESEARCH T.Q. . . . .			-	15,500,000.00	-	-	11,620,966.60	2,797,890.69	-

Appropriations, Outlays, and Balances - Continued

Appropriation or Fund Account		Account symbol			Balances beginning of fiscal year <sup>1/</sup>	Appropriations and other obligatory authority <sup>2/</sup>	Transfers, borrowings, and investments (net) <sup>2/</sup>	Outlays (net)	Balances withdrawn and other transactions <sup>4/</sup>	Balances end of fiscal year <sup>2/</sup>
Title	Period of availability	Dept. Reg.	Account No.	Sub No.						
DEPARTMENTAL MANAGEMENT <sup>29</sup>										
GENERAL FUND ACCOUNTS										
SALARIES AND EXPENSES, COMMUNITY PLANNING AND DEVELOPMENT, HOUSING AND URBAN DEVELOPMENT										
FUND RESOURCES:										
UNDISBURSED FUNDS	1976 86		0137		- - - - -	\$43,020,000.00	- - - - -	\$43,020,000.00	- - - - -	- - - - -
	SUBTOTAL FY 1976				- - - - -	43,020,000.00	- - - - -	43,020,000.00	- - - - -	- - - - -
TRANSITION QUARTER										
UNDISBURSED FUNDS	1976 86		0137		- - - - -	10,949,000.00	- - - - -	10,949,000.00	- - - - -	- - - - -
	SUBTOTAL TRANSITION QUARTER				- - - - -	10,949,000.00	- - - - -	10,949,000.00	- - - - -	- - - - -
	SUBTOTAL 86		0137		-0-	53,969,000.00	- - - - -	53,969,000.00	- - - - -	-0-
SALARIES AND EXPENSES, HOUSING PRODUCTION AND MORTGAGE CREDIT PROGRAMS, HOUSING AND URBAN DEVELOPMENT										
FUND RESOURCES:										
UNDISBURSED FUNDS	1976 86		0138		- - - - -	41,316,000.00	- - - - -	41,316,000.00	- - - - -	- - - - -
	SUBTOTAL FY 1976				- - - - -	41,316,000.00	- - - - -	41,316,000.00	- - - - -	- - - - -
TRANSITION QUARTER										
UNDISBURSED FUNDS	1976 86		0138		- - - - -	10,367,000.00	- - - - -	10,367,000.00	- - - - -	- - - - -
	SUBTOTAL TRANSITION QUARTER				- - - - -	10,367,000.00	- - - - -	10,367,000.00	- - - - -	- - - - -
	SUBTOTAL 86		0138		-0-	51,683,000.00	- - - - -	51,683,000.00	- - - - -	-0-
GENERAL DEPARTMENTAL MANAGEMENT, DEPARTMENTAL MANAGEMENT, HOUSING AND URBAN DEVELOPMENT										
FUND RESOURCES:										
UNDISBURSED FUNDS	1976 86		0143		- - - - -	6,038,000.00	- - - - -	6,038,000.00	- - - - -	- - - - -
	SUBTOTAL FY 1976				- - - - -	6,038,000.00	- - - - -	6,038,000.00	- - - - -	- - - - -
TRANSITION QUARTER										
UNDISBURSED FUNDS	1976 86		0143		- - - - -	1,557,000.00	- - - - -	1,557,000.00	- - - - -	- - - - -
	SUBTOTAL TRANSITION QUARTER				- - - - -	1,557,000.00	- - - - -	1,557,000.00	- - - - -	- - - - -
	SUBTOTAL 86		0143		-0-	7,595,000.00	- - - - -	7,595,000.00	- - - - -	-0-
REGIONAL MANAGEMENT AND SERVICES, DEPARTMENTAL MANAGEMENT, HOUSING AND URBAN DEVELOPMENT										
FUND RESOURCES:										
UNDISBURSED FUNDS	1976 86		0144		- - - - -	25,452,000.00	- - - - -	25,452,000.00	- - - - -	- - - - -
	SUBTOTAL FY 1976				- - - - -	25,452,000.00	- - - - -	25,452,000.00	- - - - -	- - - - -
TRANSITION QUARTER										
UNDISBURSED FUNDS	1976 86		0144		- - - - -	6,274,000.00	- - - - -	6,274,000.00	- - - - -	- - - - -
	SUBTOTAL TRANSITION QUARTER				- - - - -	6,274,000.00	- - - - -	6,274,000.00	- - - - -	- - - - -
	SUBTOTAL 86		0144		-0-	31,726,000.00	- - - - -	31,726,000.00	- - - - -	-0-
FAIR HOUSING AND EQUAL OPPORTUNITY, HOUSING AND URBAN DEVELOPMENT										
FUND RESOURCES:										
UNDISBURSED FUNDS	1976 86		0151		- - - - -	13,107,000.00	- - - - -	13,107,000.00	- - - - -	- - - - -
	SUBTOTAL FY 1976				- - - - -	13,107,000.00	- - - - -	13,107,000.00	- - - - -	- - - - -
TRANSITION QUARTER										
UNDISBURSED FUNDS	1976 86		0151		- - - - -	3,399,000.00	- - - - -	3,399,000.00	- - - - -	- - - - -
	SUBTOTAL TRANSITION QUARTER				- - - - -	3,399,000.00	- - - - -	3,399,000.00	- - - - -	- - - - -
	SUBTOTAL 86		0151		-0-	16,506,000.00	- - - - -	16,506,000.00	- - - - -	-0-
ADMINISTRATION AND STAFF SERVICES, DEPARTMENTAL MANAGEMENT, HOUSING AND URBAN DEVELOPMENT										
FUND RESOURCES:										
UNDISBURSED FUNDS	1976 86		0154		- - - - -	22,344,000.00	- - - - -	22,344,000.00	- - - - -	- - - - -
	SUBTOTAL FY 1976				- - - - -	22,344,000.00	- - - - -	22,344,000.00	- - - - -	- - - - -
TRANSITION QUARTER										
UNDISBURSED FUNDS	1976 86		0154		- - - - -	5,718,000.00	- - - - -	5,718,000.00	- - - - -	- - - - -
	SUBTOTAL TRANSITION QUARTER				- - - - -	5,718,000.00	- - - - -	5,718,000.00	- - - - -	- - - - -
	SUBTOTAL 86		0154		-0-	28,062,000.00	- - - - -	28,062,000.00	- - - - -	-0-
SALARIES AND EXPENSES, OFFICE OF GENERAL COUNSEL, DEPARTMENTAL MANAGEMENT, HOUSING AND URBAN DEVELOPMENT										
FUND RESOURCES:										
UNDISBURSED FUNDS	1976 86		0155		- - - - -	3,441,000.00	- - - - -	3,441,000.00	- - - - -	- - - - -
	SUBTOTAL FY 1976				- - - - -	3,441,000.00	- - - - -	3,441,000.00	- - - - -	- - - - -
TRANSITION QUARTER										
UNDISBURSED FUNDS	1976 86		0155		- - - - -	890,000.00	- - - - -	890,000.00	- - - - -	- - - - -
	SUBTOTAL TRANSITION QUARTER				- - - - -	890,000.00	- - - - -	890,000.00	- - - - -	- - - - -
	SUBTOTAL 86		0155		-0-	4,331,000.00	- - - - -	4,331,000.00	- - - - -	-0-

SALARIES AND EXPENSES, OFFICE OF INSPECTOR GENERAL, DEPARTMENTAL MANAGEMENT, HOUSING AND URBAN DEVELOPMENT									
FUND RESOURCES:									
UNDISBURSED FUNDS	1976 86	0158	- - - - -	7,462,000.00	- - - - -	7,462,000.00	- - - - -	- - - - -	- - - - -
TRANSITION QUARTER	1976 86	0158	- - - - -	7,462,000.00	- - - - -	7,462,000.00	- - - - -	- - - - -	- - - - -
UNDISBURSED FUNDS	1976 86	0158	- - - - -	1,881,000.00	- - - - -	1,881,000.00	- - - - -	- - - - -	- - - - -
SUBTOTAL TRANSITION QUARTER	1976 86	0158	- - - - -	1,881,000.00	- - - - -	1,881,000.00	- - - - -	- - - - -	- - - - -
SUBTOTAL	86	0158	- - - - -	9,343,000.00	- - - - -	9,343,000.00	- - - - -	- - - - -	-0-
SALARIES AND EXPENSES, POLICY DEVELOPMENT AND RESEARCH, HOUSING AND URBAN DEVELOPMENT									
FUND RESOURCES:									
UNDISBURSED FUNDS	1976 86	0160	- - - - -	6,955,000.00	- - - - -	6,955,000.00	- - - - -	- - - - -	- - - - -
TRANSITION QUARTER	1976 86	0160	- - - - -	6,955,000.00	- - - - -	6,955,000.00	- - - - -	- - - - -	- - - - -
UNDISBURSED FUNDS	1976 86	0160	- - - - -	1,768,000.00	- - - - -	1,768,000.00	- - - - -	- - - - -	- - - - -
SUBTOTAL TRANSITION QUARTER	1976 86	0160	- - - - -	1,768,000.00	- - - - -	1,768,000.00	- - - - -	- - - - -	- - - - -
SUBTOTAL	86	0160	- - - - -	8,723,000.00	- - - - -	8,723,000.00	- - - - -	- - - - -	-0-
URBAN TRANSPORTATION, HOUSING AND URBAN DEVELOPMENT									
FUND RESOURCES:									
UNDISBURSED FUNDS	NO YEAR 86	0146	\$4,002.00	- - - - -	- \$2,713.49	-2,713.49	- - - - -	- - - - -	(\$4,002.00)
TRANSFER TO:	NO YEAR 69 86	0146	1,952,037.35	- - - - -	2,713.49	364,322.00	- - - - -	- - - - -	(1,590,428.84)
DEPARTMENT OF TRANSPORTATION	NO YEAR 69 86	0146	1,956,039.35	- - - - -	- - - - -	361,608.51	- - - - -	- - - - -	(1,594,430.84)
SUBTOTAL	FY 1976								
TRANSITION QUARTER	NO YEAR 86	0146	(4,002.00)	- - - - -	- - - - -	- - - - -	- - - - -	- - - - -	4,002.00
UNDISBURSED FUNDS	NO YEAR 86	0146	(1,590,428.84)	- - - - -	- - - - -	23,599.00	- - - - -	- - - - -	1,566,829.84
TRANSFER TO:	NO YEAR 69 86	0146	(1,594,430.84)	- - - - -	- - - - -	23,599.00	- - - - -	- - - - -	1,566,829.84
DEPARTMENT OF TRANSPORTATION	NO YEAR 69 86	0146							
SUBTOTAL TRANSITION QUARTER									
FUND EQUITIES:									
UNOBLIGATED BALANCE			- - - - -	- - - - -	- - - - -	- - - - -	\$2,713.49	- - - - -	-2,713.49
UNDELIVERED ORDERS			- - - - -	- - - - -	- - - - -	- - - - -	-387,921.00	- - - - -	-1,568,118.35
SUBTOTAL	86	0146	-1,956,039.35	- - - - -	- - - - -	385,207.51	-385,207.51	- - - - -	-0-
LOW INCOME HOUSING DEMONSTRATION PROGRAMS, URBAN TECHNOLOGY AND RESEARCH, HOUSING AND URBAN DEVELOPMENT									
FUND RESOURCES:									
UNDISBURSED FUNDS	PRIOR YEARS 86	0118	1,312,159.90	- - - - -	- - - - -	-77,909.00	- - - - -	- - - - -	(1,390,068.90)
TRANSITION QUARTER	PRIOR YEARS 86	0118	1,312,159.90	- - - - -	- - - - -	-77,909.00	- - - - -	- - - - -	(1,390,068.90)
UNDISBURSED FUNDS	PRIOR YEARS 86	0118	(1,390,068.90)	- - - - -	- - - - -	- - - - -	77,909.00	- - - - -	1,312,159.90
SUBTOTAL TRANSITION QUARTER	PRIOR YEARS 86	0118	(1,390,068.90)	- - - - -	- - - - -	- - - - -	77,909.00	- - - - -	1,312,159.90
FUND EQUITIES:									
UNDELIVERED ORDERS			-1,312,159.90	- - - - -	- - - - -	- - - - -	- - - - -	- - - - -	-1,312,159.90
SUBTOTAL	86	0118	-0-	- - - - -	- - - - -	-77,909.00	77,909.00	- - - - -	-0-
INTERSTATE LAND SALES, OFFICE OF INTERSTATE LAND SALES REGISTRATION, HOUSING AND URBAN DEVELOPMENT									
FUND RESOURCES:									
UNDISBURSED FUNDS	1976 86	0166	- - - - -	2,797,000.00	- - - - -	2,797,000.00	- - - - -	- - - - -	- - - - -
TRANSITION QUARTER	1976 86	0166	- - - - -	2,797,000.00	- - - - -	2,797,000.00	- - - - -	- - - - -	- - - - -
UNDISBURSED FUNDS	1976 86	0166	- - - - -	668,000.00	- - - - -	668,000.00	- - - - -	- - - - -	- - - - -
SUBTOTAL TRANSITION QUARTER	1976 86	0166	- - - - -	668,000.00	- - - - -	668,000.00	- - - - -	- - - - -	- - - - -
SUBTOTAL	86	0166	- - - - -	3,465,000.00	- - - - -	3,465,000.00	- - - - -	- - - - -	-0-
INTRAGOVERNMENTAL FUNDS									
ADMINISTRATIVE OPERATIONS FUND, HOUSING AND URBAN DEVELOPMENT									
FUND RESOURCES:									
UNDISBURSED FUNDS	1976 86	3980	- - - - -	- - - - -	- - - - -	-36,290,065.64	- - - - -	- - - - -	(36,290,065.64)
1975			33,353,793.73	- - - - -	- - - - -	40,509,885.24	- - - - -	- - - - -	(-7,156,091.51)
1974			1,587,893.41	- - - - -	- - - - -	550,859.03	- - - - -	- - - - -	(1,037,034.38)
PRIOR YEARS			5,132,674.00	- - - - -	- - - - -	368,742.24	- - - - -	- - - - -	(4,763,931.76)
SUBTOTAL FY 1976			40,074,361.14	- - - - -	- - - - -	5,139,420.87	- - - - -	- - - - -	(34,934,940.27)
TRANSITION QUARTER	1976 86	3980	(36,290,065.64)	- - - - -	- - - - -	-7,849,143.41	9,647,146.68	- - - - -	34,492,062.37
UNDISBURSED FUNDS	1975		(-7,156,091.51)	- - - - -	- - - - -	28,342.99	-8,816,175.84	- - - - -	1,631,741.34
1974			(1,037,034.38)	- - - - -	- - - - -	38,576.37	385,937.62	- - - - -	- - - - -
PRIOR YEARS			(4,763,931.76)	- - - - -	- - - - -	-612,520.39	-197,933.32	- - - - -	5,473,871.40
SUBTOTAL TRANSITION QUARTER			(34,934,940.27)	- - - - -	- - - - -	612,520.39	100,514.07	- - - - -	-7,681,709.98
ACCOUNTS RECEIVABLE			5,148,942.95	- - - - -	- - - - -	-7,681,709.98	1,018,975.14	- - - - -	41,597,675.11
FUND EQUITIES:									
ACCOUNTS PAYABLE			-35,340,959.19	- - - - -	- - - - -	- - - - -	5,148,942.95	- - - - -	- - - - -
UNDELIVERED ORDERS			-9,882,344.90	- - - - -	- - - - -	- - - - -	-8,482,802.07	- - - - -	-26,858,157.12
SUBTOTAL	86	3980	-0-	- - - - -	- - - - -	-2,542,289.11	4,857,173.09	- - - - -	-14,739,517.99
							2,542,289.11	- - - - -	-0-

FOOTNOTES AT END OF CHAPTER



Appropriations, Outlays, and Balances - Continued

Appropriation or Fund Account		Account symbol			Balances beginning of fiscal year 1/	Appropriations and other obligational authority 2/	Transfers, borrowings, and investments (net) 3/	Outlays (net)	Balances withdrawn and other transactions 4/	Balances end of fiscal year 5/
Title	Period of availability	Dept. Reg	Tr From	Account No.						
DEPARTMENTAL MANAGEMENT--CONTINUED										
INTRAGOVERNMENTAL FUNDS--CONTINUED										
WORKING CAPITAL FUND, DEPARTMENTAL MANAGEMENT, HOUSING AND URBAN DEVELOPMENT										
FUND RESOURCES:										
UNDISBURSED FUNDS	NO YEAR 86			4586	\$5,260,840.99	-	-	-	-	(5,980,118.60)
	SUBTOTAL FY 1976				5,260,840.99	-	-	-	-	(5,980,118.60)
TRANSITION QUARTER	NO YEAR 86			4586	(5,980,118.60)	-	-	-	-	4,770,002.85
UNDISBURSED FUNDS					(5,980,118.60)	-	-	-	-	4,770,002.85
	SUBTOTAL TRANSITION QUARTER				3,124,396.46	-	-	-	-	5,051,509.50
ACCOUNTS RECEIVABLE UNFILLED CUSTOMER ORDERS					-	-	-	-	-	1,543,779.52
FUND EQUITIES:										
UNOBLIGATED BALANCE					-321,276.05	-	-	-	-	-190,832.09
ACCOUNTS PAYABLE					-4,515,247.39	-	-	-	-	2,223,567.24
UNDELIVERED ORDERS					-3,548,714.03	-	-	-	-	947,319.25
	SUBTOTAL 86			4586	-0-	-	-	-	-	-490,838.14
CONSOLIDATED WORKING FUND, INTEGRATED GRANT ADMINISTRATION PROGRAM, DEPARTMENT OF HOUSING AND URBAN DEVELOPMENT										
FUND RESOURCES:										
UNDISBURSED FUNDS	1976 86			3925	-	-	-	-	-	(641,328.91)
	1975				3,741.66	-	-	-	-	-
	1974				35,301.34	-	-	-	-	-
	PRIOR YEARS				167,302.46	-	-	-	-	(86,959.46)
	SUBTOTAL FY 1976				206,345.46	-	-	-	-	(728,288.37)
TRANSITION QUARTER	1976 86			3925	(641,328.91)	-	-	-	-	1,437,951.44
UNDISBURSED FUNDS					-	-	-	-	-	30-8,279.26
	1975				-	-	-	-	-	-
	1974				-	-	-	-	-	-
	PRIOR YEARS				(86,959.46)	-	-	-	-	86,959.46
	SUBTOTAL TRANSITION QUARTER				(728,288.37)	-	-	-	-	1,516,631.64
ACCOUNTS RECEIVABLE UNFILLED CUSTOMER ORDERS					4,884,096.78	-	-	-	-	8,279.26
FUND EQUITIES:										
ACCOUNTS PAYABLE					-206,345.46	-	-	-	-	1,318,565.44
UNDELIVERED ORDERS					-4,884,096.78	-	-	-	-	1,659,024.77
	SUBTOTAL 86			3925	-0-	-	-	-	-	-1,524,910.90
						-	-	-	-	-6,543,121.55
						-	-	-	-	-0-
TOTAL, DEPARTMENTAL MANAGEMENT FY 1976 . . . . .						\$171,932,000.00		176,113,899.86		
TOTAL, DEPARTMENTAL MANAGEMENT T.Q. . . . .						43,471,000.00		36,234,661.50	3,054,438.64	
DEDUCTIONS FOR OFFSETTING RECEIPTS <sup>31</sup>										
PROPRIETARY RECEIPTS FROM THE PUBLIC						-1,289,208.35		-1,289,208.35		
TRANSITION QUARTER PROPRIETARY RECEIPTS FROM THE PUBLIC						-756,464.42		-756,464.42		
TOTAL FY 1976 . . . . .						-1,289,208.35		-1,289,208.35		
TOTAL T.Q. . . . .						-756,464.42		-756,464.42		
TOTAL, DEPARTMENT OF HOUSING AND URBAN DEVELOPMENT FY 1976 . . . . .						26,660,039,205.28	\$162,172,935.62	7,079,133,118.67	19,299,077,788.88	
TOTAL, DEPARTMENT OF HOUSING AND URBAN DEVELOPMENT T.Q. . . . .						7,764,560,505.85	30,528,722.61	1,397,089,500.88	6,842,000,960.93	

Appropriations, Outlays, and Balances

1 Amounts in parentheses represent non-add balances at the end of fiscal year 1976 and at the beginning of the transition quarter. Obligation data is shown at the beginning of fiscal year 1976 and at the end of the transition quarter only.

2 The amounts in this column, unless otherwise footnoted, represent appropriations, increases in borrowing authority or new contract authority. Appropriation accounts with appropriation transfer activity are presented in Table 1 (Appropriations and appropriation transfers) at the end of the chapter. For further detail on appropriations, increases in borrowing authority and new contract authority; see Tables 1, 3 and 7 respectively in Part Four - Information Tables.

3 For detail of transfer activity by account see Table 2 (Transfers - Other than Appropriation Transfers) at end of chapter. Amounts not appearing in Table 2, unless otherwise footnoted, represent transfers of obligated balances from lapsed appropriations to merged prior-year accounts pursuant to 31 U.S.C. 701, borrowings (net) or investments (net).

4 The amounts in this column, unless otherwise footnoted, represent unobligated balances withdrawn or restored pursuant to 31 U.S.C. 701 and changes in unfilled customer orders, accounts receivable, accounts payable, undelivered orders and unobligated balances.

5 Unobligated balance represents no-year or unexpired multiple-year account unless otherwise footnoted.

6 Activity transferred from Federal Housing Administration and Housing Management, Department of Housing and Urban Development.

7 The following information concerning the account was provided by the Department of Housing and Urban Development. "The amounts shown in this report as obligations are based on an interpretation of Section 3(a)(2) of the Congressional Budget and Impoundment Control Act of 1974 (31 U.S.C. 1301) as it applies to fiscal year 1975 and prior year programs. The Department of Housing and Urban Development's official accounting records for fiscal year 1975 and prior have been maintained on an annual contract authority and disbursement basis only. Therefore, there is no accounting transaction record for fiscal year 1975 and prior to support the reporting of obligations of budget authority on an actual basis. As a result, the obligations included in this report are realistically estimated, and are based on the estimates of budget authority included in the prior year column of the fiscal year 1977 budget submission."

8 For further detail see Table 7 - Part Four - Information Tables.

9 The following information concerning the account was provided by the Department of Housing and Urban Development. "The negative unobligated balance is not a violation of the Anti-Deficiency Act. The Secretary is authorized by the Low-Rent Public Housing Program (U.S. Housing Act of 1937, Section 5(c) as amended) to continue assistance under that program, using resources, which may be at the Secretary's disposal. Therefore, the Department of Housing and Urban Development has included in its accounts the commitment for these payments for which a supplemental appropriation will be requested in fiscal year 1977."

10 Unobligated - unavailable.

11 The following information concerning the account was provided by the Department of Housing and Urban Development. "These amounts are based on an interpretation of Section 3(a)(2) of the Congressional Budget and Impoundment Control Act of 1974 (31 U.S.C. 1301). The Department of Housing and Urban Development's official accounting records are maintained on an annual contract authority and disbursement basis only. Therefore, there is no accounting transaction record to support the reporting of obligations of budget authority on an actual basis. As a result, the obligations are realistically estimated, and are based on the estimates of budget authority included in the prior year column of the fiscal year 1977 budget submission."

12 Represents:  
 Redemption of Government agency securities----- \$15,600.53  
 Borrowing from U.S. Treasury----- 989,000,000.00  
 Net sale of Government agency securities----- 94,133,800.00  
 Net investment in U.S. public debt securities.--- -117,719,000.00

13 For further detail see Table 3 - Part Four - Information Tables.

14 Represents:  
 Redemption of Government agency securities----- \$3,453.44  
 Borrowing from U.S. Treasury----- 212,000,000.00  
 Net redemption of Government agency securities----- -2,950,750.00  
 Net redemption of U.S. public debt securities.--- 12,707,000.00

15 Includes \$642,393,564.63 which is subject to disposition by the administrative agency.

16 Includes:  
 Repayment of borrowing from U.S. Treasury----- -\$385,500,000.00

17 Includes:  
 Redemption of participation certificates----- -\$25,861,000.00  
 Net distribution of participation sales transactions----- 25,861,000.00  
 Net investment in Government agency securities---- -19,928,205.33  
 Net borrowing from U.S. Treasury----- 711,074,000.00

18 Includes:  
 Redemption of Government agency securities----- \$2,119,937.04  
 Net repayment of borrowing from U.S. Treasury----- -216,608,000.00

19 Includes:  
 Redemption of participation certificates----- -\$15,112,000.00  
 Net distribution of participation sales transactions- 15,112,000.00  
 Redemption of Government agency securities----- 3,033,104.09

20 Includes:  
 Redemption of participation certificates----- -\$18,624,000.00  
 Net distribution of participation sales transactions- 18,624,000.00  
 Net redemption of Government agency securities----- 423,273.95

21 Represents:  
 Net investment in Government agency securities----- -\$1,714,000.00  
 Net investment in U.S. public debt securities.--- -10,146,000.00

22 Represents:  
 Redemption of Government agency securities----- \$901,200.00  
 Investment in U.S. public debt securities.----- -5,800,000.00

23 Includes:  
 Redemption of participation certificates----- -\$80,000,000.00  
 Net investment in U.S. public debt securities.----- -260,887,000.00

24 Includes:  
 Redemption of participation certificates----- -\$35,000,000.00  
 Net investment in U.S. public debt securities.----- -26,794,000.00

25 Represents appropriations to liquidate.

26 Represents:  
 Borrowing from U.S. Treasury----- \$8,441,000.00  
 Net redemption of U.S. public debt securities.--- 5,478,000.00

27 Includes \$7,125,346.32 which is subject to disposition by the administrative agency.

28 Includes \$62,445,104.65 which is subject to disposition by the administrative agency.

29 Includes activity transferred from Fair Housing and Equal Opportunity, Department of Housing and Urban Development.

30 Subject to disposition by the administrative agency.

31 For detail by account see Table C - "Receipts by Organizational Unit."

FOOTNOTES

TABLE 1 - APPROPRIATIONS AND APPROPRIATION TRANSFERS

Account Symbol	Net Appropriations and Appropriation Transfers	Appropriation Amount	Net Appropriation Transfers	Detail of Appropriation Transfers		
				Accounts Involved	Amount From, Or To (-)	Citation of Law
86X4058	\$13,042,413.60	\$179,138.98	\$12,863,224.62	8660145	\$12,863,224.62	12 USC 1717
86X4015	2,457,047.36	428,455.00	2,028,392.36	8660145	2,028,392.36	12 USC 1717
8660145	1,313,383.02	20,935,000.00	-19,121,616.98	86X4015	-2,028,392.36	12 USC 1717
				86X4058	-12,863,224.62	12 USC 1717
				86X4205	-4,230,000.00	12 USC 1717
86X4205	7,279,000.00	3,049,000.00	4,230,000.00	8660145	4,230,000.00	12 USC 1717
TOTAL (FY)	<u>\$24,591,843.98</u>	<u>\$24,591,843.98</u>	<u>\$0</u>		<u>\$0</u>	
86X4058	\$3,782,987.53	\$175,987.53	\$3,607,000.00	8660145	\$3,607,000.00	12 USC 1717
86X4015	933,353.44	415,353.44	518,000.00	8660145	518,000.00	12 USC 1717
8660145		5,291,000.00	-5,291,000.00	86X4015	-518,000.00	12 USC 1717
				86X4058	-3,607,000.00	12 USC 1717
				86X4205	-1,166,000.00	12 USC 1717
86X4205	2,044,000.00	878,000.00	1,166,000.00	8660145	1,166,000.00	12 USC 1717
TOTAL (TQ)	<u>\$6,760,340.97</u>	<u>\$6,760,340.97</u>	<u>\$0</u>		<u>\$0</u>	

\* Appropriations to accounts which did not have appropriation transfer activity during the fiscal year and transition quarter are not included in this table.

TABLE 2 - TRANSFERS (OTHER THAN APPROPRIATION TRANSFERS - TABLE 1 )

Account Symbol	Net Transfers	Details of Transfers		
		Accounts Involved	Amount From Or To (-)	Citation of Law
86X4058	-\$787,000.00	86X4206	-\$787,000.00	12 USC 1717
86X4015	-5,402,033.00	86X4206	-5,414,200.00	12 USC 1717
		68-86X4015	12,167.00	88 STAT. 653
68-86X4015	-12,167.00	86X4015	-12,167.00	88 STAT. 653
86X4205	-81,900,000.00	86X4206	-81,900,000.00	12 USC 1717
86X4016	-60,491,000.00	86X4206	-60,491,000.00	12 USC 1717
86X4206	349,792,135.62	12X4140	20,267,225.44	12 USC 1717
		12X4141	14,454,800.91	12 USC 1717
		36X4024	60,149,182.35	12 USC 1717
		36X4025	51,987,770.78	12 USC 1717
		73X4153	9,612,907.63	12 USC 1717
		73X4154	37,594,803.75	12 USC 1717
		75X4306	-1,803.99	12 USC 1717
		75X4307	1,719,148.75	12 USC 1717
		75X4312	5,415,900.00	12 USC 1717
		86X4015	5,414,200.00	12 USC 1717
		86X4016	60,491,000.00	12 USC 1717
		86X4058	787,000.00	12 USC 1717
		86X4205	81,900,000.00	12 USC 1717

Account Symbol	Net Transfers	Details of Transfers		
		Accounts Involved	Amount From Or To (-)	Citation of Law
865/70162	\$811,132.00	865/60133	\$811,132.00	42 USC 5301 88 STAT.1771
		86X0104	-75,000.00	40 USC 461(f)
		13-86X0104(20)	75,000.00	40 USC 461(f)
		86X0104	75,000.00	40 USC 461(f)
		865/60133	-811,132.00	42 USC 5301 88 STAT. 1771
		86X0149	-268,250.00	42 USC 4519
		69-86X0149(05)	238,250.00	42 USC 4519
		75-86X0149(02)	30,000.00	42 USC 4519
		86X0149	238,250.00	42 USC 4519
		86X0149	30,000.00	42 USC 4519
		69-86X0146	-2,713.49	82 STAT. 1369
		86X0146	2,713.49	82 STAT. 1369
TOTAL (FY)	<u>\$201,199,935.62</u>		<u>\$201,199,935.62</u>	

86X4015	-\$1,716,000.00	86X4206	-\$1,716,000.00	12 USC 1717 80 STAT.164-168
86X4205	-20,000,000.00	86X4206	-20,000,000.00	12 USC 1717
86X4016	-7,800,000.00	86X4206	-7,800,000.00	12 USC 1717
86X4206	76,420,722.61	12X4140	3,294,797.81	12 USC 1717
		12X4141	3,065,716.36	12 USC 1717
		36X4024	15,838,851.10	12 USC 1717
		36X4025	14,469,958.49	12 USC 1717
		73X4153	2,037,392.57	12 USC 1717
		73X4154	6,510,784.91	12 USC 1717
		75X4307	620,221.37	12 USC 1717 80 STAT.164-168
		75X4312	1,067,000.00	12 USC 1717 80 STAT. 164
		86X4015	1,716,000.00	12 USC 1717 80 STAT.164-168
		86X4016	7,800,000.00	12 USC 1717
		86X4205	20,000,000.00	12 USC 1717

866/74036	\$32,272,750.00	8664036	\$32,272,750.00	90 STAT. 1096
		8664036	-32,272,750.00	90 STAT. 1096
TOTAL (TQ)	<u>\$46,904,722.61</u>		<u>\$46,904,722.61</u>	

Appropriations, Outlays, and Balances - Continued

Appropriation or Fund Account		Account symbol				Balances beginning of fiscal year 1/	Appropriations and other obligational authority 2/	Transfers, borrowings, and investments (net) 3/	Outlays (net)	Balances withdrawn and other transactions 4/	Balances end of fiscal year 5/
Title	Period of availability	Reg.	Tr From	Dept. Account No.	Sub. No.						
DEPARTMENT OF THE INTERIOR											
LAND AND WATER RESOURCES											
BUREAU OF LAND MANAGEMENT											
GENERAL FUND ACCOUNTS											
MANAGEMENT OF LANDS AND RESOURCES, BUREAU OF LAND MANAGEMENT											
FUND RESOURCES:											
UNDISBURSED FUNDS	1976	14		1109		- - - - -	\$215,463,000.00	- - - - -	\$160,294,770.40	- - - - -	(\$55,168,229.60)
	1975					\$27,414,212.79	- - - - -	- - - - -	20,753,944.14	- - - - -	(6,660,268.65)
	1974					588,873.86	- - - - -	- - - - -	401,821.46	- - - - -	(187,052.40)
	PRIOR YEARS					- - - - -	- - - - -	- - - - -	-139,160.93	- - - - -	(139,160.93)
	SUBTOTAL FY 1976					28,003,086.65	215,463,000.00	- - - - -	181,311,375.07	- - - - -	(62,154,711.58)
TRANSITION QUARTER											
UNDISBURSED FUNDS	1976	14		1109		(55,168,229.60)	59,734,000.00	\$20,000,000.00	51,251,724.27	\$1,206,874.97	82,443,630.36
	1975					(6,660,268.65)	- - - - -	- - - - -	1,877,626.60	1,440,352.21	3,342,287.84
	1974					(187,052.40)	- - - - -	- - - - -	2,389.90	184,662.50	- - - - -
	PRIOR YEARS					(139,160.93)	- - - - -	- - - - -	16,865.17	122,295.76	- - - - -
	SUBTOTAL TRANSITION QUARTER					(62,154,711.58)	59,734,000.00	20,000,000.00	53,148,607.94	2,954,185.44	85,785,918.20
ACCOUNTS RECEIVABLE						10,630,820.77	- - - - -	- - - - -	- - - - -	5,481,699.17	5,149,121.60
FUND EQUITIES:											
UNOBLIGATED BALANCE						-49,103.00	- - - - -	- - - - -	- - - - -	-19,219.84	6-29,883.16
ACCOUNTS PAYABLE						-9,373,900.45	- - - - -	- - - - -	- - - - -	-2,502,455.17	-6,871,445.28
UNDELIVERED ORDERS						-29,210,903.97	- - - - -	- - - - -	- - - - -	54,822,807.39	-84,033,711.36
	SUBTOTAL 14			1109		-0-	275,197,000.00	20,000,000.00	234,459,983.01	60,737,016.99	-0-
CONSTRUCTION AND MAINTENANCE, BUREAU OF LAND MANAGEMENT											
FUND RESOURCES:											
UNDISBURSED FUNDS	NO YEAR	14		1110		3,515,122.15	9,404,000.00	- - - - -	8,128,463.00	- - - - -	(4,790,659.15)
	SUBTOTAL FY 1976					3,515,122.15	9,404,000.00	- - - - -	8,128,463.00	- - - - -	(4,790,659.15)
TRANSITION QUARTER											
UNDISBURSED FUNDS	NO YEAR	14		1110		(4,790,659.15)	2,275,000.00	- - - - -	2,911,216.92	- - - - -	4,154,442.23
	SUBTOTAL TRANSITION QUARTER					(4,790,659.15)	2,275,000.00	- - - - -	2,911,216.92	- - - - -	4,154,442.23
ACCOUNTS RECEIVABLE						- - - - -	- - - - -	- - - - -	- - - - -	-42,264.28	42,264.28
FUND EQUITIES:											
UNOBLIGATED BALANCE						-1,425,248.23	- - - - -	- - - - -	- - - - -	427,049.05	-1,852,297.28
ACCOUNTS PAYABLE						-388,468.96	- - - - -	- - - - -	- - - - -	72,468.95	-460,937.91
UNDELIVERED ORDERS						-1,701,404.96	- - - - -	- - - - -	- - - - -	182,066.36	-1,883,471.32
	SUBTOTAL 14			1110		-0-	11,679,000.00	- - - - -	11,039,679.92	639,320.08	-0-
PUBLIC LANDS DEVELOPMENT ROADS AND TRAILS, LIQUIDATION OF CONTRACT AUTHORITY, BUREAU OF LAND MANAGEMENT											
FUND RESOURCES:											
UNDISBURSED FUNDS	NO YEAR	14		1113		1,507,013.51	3,183,000.00	- - - - -	4,327,132.31	- - - - -	(362,881.20)
UNFUNDED CONTRACT AUTHORITY	NO YEAR	14		1113		31,714,000.00	7-3,183,000.00	- - - - -	- - - - -	85,919,117.81	(22,611,882.19)
	SUBTOTAL FY 1976					33,221,013.51	- - - - -	- - - - -	4,327,132.31	5,919,117.81	(22,974,763.39)
TRANSITION QUARTER											
UNDISBURSED FUNDS	NO YEAR	14		1113		(362,881.20)	1,121,000.00	- - - - -	1,006,828.07	- - - - -	477,053.13
UNFUNDED CONTRACT AUTHORITY	NO YEAR	14		1113		(22,611,882.19)	7-1,121,000.00	- - - - -	- - - - -	- - - - -	21,490,882.19
	SUBTOTAL TRANSITION QUARTER					(22,974,763.39)	- - - - -	- - - - -	1,006,828.07	- - - - -	21,967,935.32
FUND EQUITIES:											
UNOBLIGATED BALANCE						-31,019,117.81	- - - - -	- - - - -	- - - - -	-10,352,550.84	-20,666,566.97
ACCOUNTS PAYABLE						-94,150.42	- - - - -	- - - - -	- - - - -	88,499.34	-182,649.76
UNDELIVERED ORDERS						-2,107,745.28	- - - - -	- - - - -	- - - - -	-989,026.69	-1,118,718.59
	SUBTOTAL 14			1113		-0-	- - - - -	- - - - -	5,333,960.38	-5,333,960.38	-0-
SPECIAL FUND ACCOUNTS											
OREGON AND CALIFORNIA GRANT LANDS, BUREAU OF LAND MANAGEMENT											
FUND RESOURCES:											
UNDISBURSED FUNDS	NO YEAR	14		5136		11,145,535.33	25,103,593.85	-9,166,072.34	19,207,156.03	- - - - -	(7,875,900.81)
TRANSFER TO:											
AGRICULTURE, FOREST SERVICE	NO YEAR	12 14		5136 11		2,655,111.15	- - - - -	2,454,643.73	2,569,877.06	- - - - -	(2,539,877.82)
TRANSPORTATION, FEDERAL HIGHWAY ADMINISTRATION	NO YEAR	69 14		5136 5		6,106,102.95	- - - - -	- - - - -	9,157,560.27	- - - - -	(3,659,971.29)
	SUBTOTAL FY 1976					19,906,749.43	25,103,593.85	- - - - -	30,934,593.36	- - - - -	(14,075,749.92)

TRANSITION QUARTER UNDISBURSED FUNDS	NO YEAR 14	5136	(7,875,900.81)	19,325,661.65	-4,654,391.15	7,210,475.43		15,336,695.88
TRANSFER TO:								
AGRICULTURE, FOREST SERVICE	NO YEAR 12 14	5136	(2,539,877.82)		759,362.85	369,654.81		2,929,585.86
TRANSPORTATION, FEDERAL HIGHWAY ADMINISTRATION	NO YEAR 69 14	5136	(3,659,971.29)			2,920,250.66		4,634,748.93
SUBTOTAL TRANSITION QUARTER			(14,075,749.92)	19,325,661.65	3,895,028.30	10,500,380.90		22,901,030.67
ACCOUNTS RECEIVABLE			9,215.46				9,215.46	
FUND EQUITIES:								
UNOBLIGATED BALANCE			-8,183,210.54				3,037,942.78	-11,221,153.32
ACCOUNTS PAYABLE			-1,908,380.31				685,685.02	-2,594,065.33
UNDELIVERED ORDERS			-9,824,374.04				-738,562.02	-9,085,812.02
SUBTOTAL 14	5136		-0-	44,429,255.50		41,434,974.26	2,994,281.24	-0-
RANGE IMPROVEMENTS, BUREAU OF LAND MANAGEMENT								
FUND RESOURCES:								
UNDISBURSED FUNDS	NO YEAR 14	5132	1,309,009.96	5,434,932.73		3,625,430.91		(3,118,511.78)
SUBTOTAL FY 1976			1,309,009.96	5,434,932.73		3,625,430.91		(3,118,511.78)
TRANSITION QUARTER UNDISBURSED FUNDS	NO YEAR 14	5132	(3,118,511.78)	600,000.00		959,324.73		2,759,187.05
SUBTOTAL TRANSITION QUARTER			(3,118,511.78)	600,000.00		959,324.73		2,759,187.05
FUND EQUITIES:								
UNOBLIGATED BALANCE			-529,938.65				917,081.88	-1,447,020.53
ACCOUNTS PAYABLE			-147,158.06				354,728.98	-501,887.04
UNDELIVERED ORDERS			-631,913.25				178,366.23	-810,279.48
SUBTOTAL 14	5132		-0-	6,034,932.73		4,584,755.64	1,450,177.09	-0-
RECREATION DEVELOPMENT AND OPERATION OF RECREATION FACILITIES, BUREAU OF LAND MANAGEMENT								
FUND RESOURCES:								
UNDISBURSED FUNDS	NO YEAR 14	5011	115,842.19	300,000.00		225,936.22		(189,905.97)
SUBTOTAL FY 1976			115,842.19	300,000.00		225,936.22		(189,905.97)
TRANSITION QUARTER UNDISBURSED FUNDS	NO YEAR 14	5011	(189,905.97)	100,000.00		79,451.87		210,454.10
SUBTOTAL TRANSITION QUARTER			(189,905.97)	100,000.00		79,451.87		210,454.10
FUND EQUITIES:								
UNOBLIGATED BALANCE			-81,548.39				76,014.77	-157,563.16
ACCOUNTS PAYABLE			-5,668.28				10,469.10	-16,137.38
UNDELIVERED ORDERS			-28,625.52				8,128.04	-36,753.56
SUBTOTAL 14	5011		-0-	400,000.00		305,388.09	94,611.91	-0-
EXPENSES, PUBLIC LAND ADMINISTRATION ACT, BUREAU OF LAND MANAGEMENT								
FUND RESOURCES:								
UNDISBURSED FUNDS	NO YEAR 14	5030	744,030.75	1,572,987.93	-850,000.00	288,155.00		(1,178,863.68)
TRANSFER TO:								
TRANSPORTATION, FEDERAL HIGHWAY ADMINISTRATION	NO YEAR 69 14	5030	1,033,725.05		850,000.00	1,461,268.68		(422,456.37)
SUBTOTAL FY 1976			1,777,755.80	1,572,987.93		1,749,423.68		(1,601,320.05)
TRANSITION QUARTER UNDISBURSED FUNDS	NO YEAR 14	5030	(1,178,863.68)	859,377.17	-200,000.00	105,923.78		1,732,317.07
TRANSFER TO:								
TRANSPORTATION, FEDERAL HIGHWAY ADMINISTRATION	NO YEAR 69 14	5030	(422,456.37)		200,000.00	103,868.86		518,587.51
SUBTOTAL TRANSITION QUARTER			(1,601,320.05)	859,377.17		209,792.64		2,250,904.58
ACCOUNTS RECEIVABLE			323.29				323.29	
FUND EQUITIES:								
UNOBLIGATED BALANCE			-1,615,327.76				158,058.33	-1,773,386.09
ACCOUNTS PAYABLE			-32,018.18				303,842.35	-335,860.53
UNDELIVERED ORDERS			-130,733.15				10,924.81	-141,657.96
SUBTOTAL 14	5030		-0-	2,432,365.10		1,959,216.32	473,148.78	-0-
LEASING OF GRAZING LANDS, BUREAU OF LAND MANAGEMENT								
FUND RESOURCES:								
UNDISBURSED FUNDS	NO YEAR 14	5135	79.98	1,312.48		837.00		(555.46)
SUBTOTAL FY 1976			79.98	1,312.48		837.00		(555.46)
TRANSITION QUARTER UNDISBURSED FUNDS	NO YEAR 14	5135	(555.46)	1,143.46		286.87		1,412.05
SUBTOTAL TRANSITION QUARTER			(555.46)	1,143.46		286.87		1,412.05
FUND EQUITIES:								
UNOBLIGATED BALANCE			-79.98				1,332.07	-1,412.05
SUBTOTAL 14	5135		-0-	2,455.94		1,123.87	1,332.07	-0-
PAYMENTS TO STATES FROM RECEIPTS UNDER MINERAL LEASING ACT								
FUND RESOURCES:								
UNDISBURSED FUNDS	NO YEAR 14	5003	317.67	119,600,717.58		119,601,035.25		
SUBTOTAL FY 1976			317.67	119,600,717.58		119,601,035.25		
TRANSITION QUARTER UNDISBURSED FUNDS	NO YEAR 14	5003		78,176,313.50		78,176,313.50		
SUBTOTAL TRANSITION QUARTER				78,176,313.50		78,176,313.50		
FUND EQUITIES:								
ACCOUNTS PAYABLE			-317.67				-317.67	
SUBTOTAL 14	5003		-0-	197,777,031.08		197,777,348.75	-317.67	-0-

FOOTNOTES AT END OF CHAPTER

Appropriations, Outlays, and Balances - Continued

Appropriation or Fund Account		Account symbol			Balances beginning of fiscal year 1/	Appropriations and other obligational authority 2/	Transfers, borrowings, and investments (net) 2/	Outlays (net)	Balances withdrawn and other transactions 4/	Balances end of fiscal year 5/
Title	Period of availability	Dept. Reg.	Account No.	Sub. No.						
LAND AND WATER RESOURCES-CONTINUED										
BUREAU OF LAND MANAGEMENT-CONTINUED										
SPECIAL FUND ACCOUNTS-CONTINUED										
PAYMENTS TO STATES FROM GRAZING RECEIPTS, ETC., PUBLIC LANDS OUTSIDE GRAZING DISTRICTS, BUREAU OF LAND MANAGEMENT										
FUND RESOURCES:										
UNDISBURSED FUNDS	NO YEAR 14		5016		\$245,116.88	\$697,835.02	---	\$774,402.06	---	( \$168,549.84)
	Subtotal	FY 1976			245,116.88	697,835.02	---	774,402.06	---	(168,549.84)
TRANSITION QUARTER UNDISBURSED FUNDS	NO YEAR 14		5016		(168,549.84)	850,617.30	---	1,019,167.14	---	---
	Subtotal	TRANSITION QUARTER			(168,549.84)	850,617.30	---	1,019,167.14	---	---
FUND EQUITIES:										
ACCOUNTS PAYABLE					-245,116.88	---	---	---	-\$245,116.88	---
	Subtotal	14	5016		-0-	1,548,452.32	---	1,793,569.20	-245,116.88	-0-
PAYMENTS TO STATES FROM GRAZING RECEIPTS, ETC., PUBLIC LANDS WITHIN GRAZING DISTRICTS, BUREAU OF LAND MANAGEMENT										
FUND RESOURCES:										
UNDISBURSED FUNDS	NO YEAR 14		5032		79,578.27	591,080.34	---	595,475.88	---	(75,182.73)
	Subtotal	FY 1976			79,578.27	591,080.34	---	595,475.88	---	(75,182.73)
TRANSITION QUARTER UNDISBURSED FUNDS	NO YEAR 14		5032		(75,182.73)	766,443.93	---	841,626.66	---	---
	Subtotal	TRANSITION QUARTER			(75,182.73)	766,443.93	---	841,626.66	---	---
FUND EQUITIES:										
ACCOUNTS PAYABLE					-79,578.27	---	---	---	-79,578.27	---
	Subtotal	14	5032		-0-	1,357,524.27	---	1,437,102.54	-79,578.27	-0-
PAYMENTS TO STATES, (PROCEEDS OF SALES), BUREAU OF LAND MANAGEMENT										
FUND RESOURCES:										
UNDISBURSED FUNDS	NO YEAR 14		5133		619,885.06	715,150.98	---	1,044,942.06	---	(290,093.98)
	Subtotal	FY 1976			619,885.06	715,150.98	---	1,044,942.06	---	(290,093.98)
TRANSITION QUARTER UNDISBURSED FUNDS	NO YEAR 14		5133		(290,093.98)	274,187.11	---	564,281.09	---	---
	Subtotal	TRANSITION QUARTER			(290,093.98)	274,187.11	---	564,281.09	---	---
FUND EQUITIES:										
ACCOUNTS PAYABLE					-619,885.06	---	---	---	-619,885.06	---
	Subtotal	14	5133		-0-	989,338.09	---	1,609,223.15	-619,885.06	-0-
PAYMENT TO OKLAHOMA (ROYALTIES), BUREAU OF LAND MANAGEMENT										
FUND RESOURCES:										
UNDISBURSED FUNDS	NO YEAR 14		5134		---	8,069.70	---	8,069.70	---	---
	Subtotal	FY 1976			---	8,069.70	---	8,069.70	---	---
TRANSITION QUARTER UNDISBURSED FUNDS	NO YEAR 14		5134		---	1,961.47	---	1,961.47	---	---
	Subtotal	TRANSITION QUARTER			---	1,961.47	---	1,961.47	---	---
	Subtotal	14	5134		-0-	10,031.17	---	10,031.17	---	-0-
PAYMENTS TO STATES FROM GRAZING RECEIPTS, ETC., PUBLIC LANDS WITHIN GRAZING DISTRICTS, MISCELLANEOUS, BUREAU OF LAND MANAGEMENT										
FUND RESOURCES:										
UNDISBURSED FUNDS	NO YEAR 14		5044		1,854.76	4,628.06	---	4,401.46	---	(2,081.36)
	Subtotal	FY 1976			1,854.76	4,628.06	---	4,401.46	---	(2,081.36)
TRANSITION QUARTER UNDISBURSED FUNDS	NO YEAR 14		5044		(2,081.36)	2,638.47	---	4,719.83	---	---
	Subtotal	TRANSITION QUARTER			(2,081.36)	2,638.47	---	4,719.83	---	---
FUND EQUITIES:										
ACCOUNTS PAYABLE					-1,854.76	---	---	---	-1,854.76	---
	Subtotal	14	5044		-0-	7,266.53	---	9,121.29	-1,854.76	-0-

PAYMENTS TO COUNTIES, OREGON AND CALIFORNIA GRANT LANDS (PERMANENT APPROPRIATION)

FUND RESOURCES:									
UNDISBURSED FUNDS		NO YEAR 14	5884	---	49,347,960.14	---	49,347,960.14	---	---
	SUBTOTAL	FY 1976		---	49,347,960.14	---	49,347,960.14	---	---
TRANSITION QUARTER		NO YEAR 14	5884	---	59,120,860.34	---	59,120,860.34	---	---
UNDISBURSED FUNDS		NO YEAR 14	5884	---	59,120,860.34	---	59,120,860.34	---	---
	SUBTOTAL TRANSITION	QUARTER		---	108,468,820.48	---	108,468,820.48	---	---
		SUBTOTAL 14	5884	-0-					-0-

PAYMENTS TO COUNTIES, NATIONAL GRASSLANDS, BUREAU OF LAND MANAGEMENT

FUND RESOURCES:									
UNDISBURSED FUNDS		NO YEAR 14	5896 11	---	274,750.62	---	274,750.62	---	---
	SUBTOTAL	FY 1976		---	274,750.62	---	274,750.62	---	---
TRANSITION QUARTER		NO YEAR 14	5896 11	---	163,206.88	---	---	---	163,206.88
UNDISBURSED FUNDS		NO YEAR 14	5896 11	---	163,206.88	---	---	---	163,206.88
	SUBTOTAL TRANSITION	QUARTER		---	---	---	---	---	---
FUND EQUITIES:				---	---	---	---	---	---
ACCOUNTS PAYABLE				---	---	---	163,206.88	---	-163,206.88
	SUBTOTAL 14	5896 11		-0-	437,957.50	---	274,750.62	163,206.88	-0-

PAYMENTS TO COOS AND DOUGLAS COUNTIES, OREGON, FROM RECEIPTS, COOS BAY WAGON ROAD GRANT LANDS

FUND RESOURCES:									
UNDISBURSED FUNDS		NO YEAR 14	5898	---	1,628,804.04	---	1,205,693.73	---	(423,110.31)
	SUBTOTAL	FY 1976		---	1,628,804.04	---	1,205,693.73	---	(423,110.31)
TRANSITION QUARTER		NO YEAR 14	5898	(423,110.31)	---	---	329,387.34	---	93,722.97
UNDISBURSED FUNDS		NO YEAR 14	5898	(423,110.31)	---	---	329,387.34	---	93,722.97
	SUBTOTAL TRANSITION	QUARTER		---	---	---	---	---	---
FUND EQUITIES:				---	---	---	---	---	---
UNOBLIGATED BALANCE				---	---	---	---	93,722.97	-93,722.97
	SUBTOTAL 14	5898		-0-	1,628,804.04	---	1,535,081.07	93,722.97	-0-
TRUST FUND ACCOUNTS									

CONTRIBUTED FUNDS, BUREAU OF LAND MANAGEMENT

FUND RESOURCES:									
UNDISBURSED FUNDS		NO YEAR 14	8057	608,785.02	294,686.24	---	334,243.44	---	(569,227.82)
	SUBTOTAL	FY 1976		608,785.02	294,686.24	---	334,243.44	---	(569,227.82)
TRANSITION QUARTER		NO YEAR 14	8057	(569,227.82)	181,257.77	---	130,765.68	---	619,719.91
UNDISBURSED FUNDS		NO YEAR 14	8057	(569,227.82)	181,257.77	---	130,765.68	---	619,719.91
	SUBTOTAL TRANSITION	QUARTER		---	---	---	---	---	---
FUND EQUITIES:				---	---	---	---	---	---
UNOBLIGATED BALANCE				-535,560.05	---	---	---	44,642.95	-580,203.00
ACCOUNTS PAYABLE				-14,964.33	---	---	---	-7,088.15	-7,876.18
UNDELIVERED ORDERS				-58,260.64	---	---	---	-26,619.91	-31,640.73
	SUBTOTAL 14	8057		-0-	475,944.01	---	465,009.12	10,934.89	-0-

TRUSTEE FUNDS, ALASKA TOWNSITES, BUREAU OF LAND MANAGEMENT

FUND RESOURCES:									
UNDISBURSED FUNDS		NO YEAR 14	8565	78,278.47	30,821.00	---	15,170.23	---	(93,929.24)
	SUBTOTAL	FY 1976		78,278.47	30,821.00	---	15,170.23	---	(93,929.24)
TRANSITION QUARTER		NO YEAR 14	8565	(93,929.24)	1,541.00	---	-5,231.00	---	100,701.24
UNDISBURSED FUNDS		NO YEAR 14	8565	(93,929.24)	1,541.00	---	-5,231.00	---	100,701.24
	SUBTOTAL TRANSITION	QUARTER		---	---	---	---	---	---
FUND EQUITIES:				---	---	---	---	---	---
UNOBLIGATED BALANCE				-77,975.80	---	---	---	22,685.44	-100,661.24
ACCOUNTS PAYABLE				-302.67	---	---	---	-262.67	-40.00
	SUBTOTAL 14	8565		-0-	32,362.00	---	9,939.23	22,422.77	-0-

EXPENSES, PUBLIC SURVEY WORK

FUND RESOURCES:									
UNDISBURSED FUNDS		NO YEAR 14	8566	162,535.34	95,627.23	---	61,114.01	---	(197,048.56)
	SUBTOTAL	FY 1976		162,535.34	95,627.23	---	61,114.01	---	(197,048.56)
TRANSITION QUARTER		NO YEAR 14	8566	(197,048.56)	49,822.20	---	34,422.86	---	212,447.90
UNDISBURSED FUNDS		NO YEAR 14	8566	(197,048.56)	49,822.20	---	34,422.86	---	212,447.90
	SUBTOTAL TRANSITION	QUARTER		---	---	---	---	---	---
FUND EQUITIES:				---	---	---	---	---	---
UNOBLIGATED BALANCE				-160,845.72	---	---	---	47,450.43	-208,296.15
ACCOUNTS PAYABLE				-1,689.62	---	---	---	2,239.09	-3,928.71
UNDELIVERED ORDERS				---	---	---	---	223.04	-223.04
	SUBTOTAL 14	8566		-0-	145,449.43	---	95,536.87	49,912.56	-0-

TOTAL, BUREAU OF LAND MANAGEMENT FY 1976 . . . . .	---	---	---	---	430,569,957.94	---	403,570,450.13	5,919,117.81	---
TOTAL, BUREAU OF LAND MANAGEMENT T.O. . . . .	---	---	---	---	222,484,032.25	\$20,000,000.00	209,034,164.85	54,530,257.40	---

FOOTNOTES AT END OF CHAPTER



Appropriations, Outlays, and Balances - Continued

Appropriation or Fund Account		Account symbol			Balances beginning of fiscal year 1/	Appropriations and other obligational authority 2/	Transfers, borrowings, and investments (net) 3/	Outlays (net)	Balances withdrawn and other transactions 4/	Balances end of fiscal year 5/
Title	Period of availability	Dept. Reg.	Account No. Tr From	Sub. No.						
LAND AND WATER RESOURCES-CONTINUED										
BUREAU OF RECLAMATION										
GENERAL FUND ACCOUNTS										
GENERAL INVESTIGATIONS, BUREAU OF RECLAMATION										
FUND RESOURCES:										
UNDISBURSED FUNDS	NO YEAR 14		0660		\$4,569,198.95	\$20,892,000.00	-\$530,000.00	\$19,865,276.47	-	(\$5,065,922.48)
TRANSFER TO:										
UNITED STATES FISH AND WILDLIFE SERVICE	NO YEAR 14		0660	16	84,232.48	-	530,000.00	486,936.48	-	(127,296.00)
	FY 1976				4,653,431.43	20,892,000.00	-	20,352,212.95	-	(5,193,218.48)
	SUBTOTAL									
TRANSITION QUARTER										
UNDISBURSED FUNDS	NO YEAR 14		0660		(5,065,922.48)	6,794,000.00	-178,000.00	5,067,516.64	-	6,614,405.84
TRANSFER TO:										
UNITED STATES FISH AND WILDLIFE SERVICE	NO YEAR 14		0660	16	(127,296.00)	-	178,000.00	169,632.10	-	135,663.90
	TRANSITION QUARTER				(5,193,218.48)	6,794,000.00	-	5,237,148.74	-	6,750,069.74
					104,820.54	-	-	-	-	285,306.04
	SUBTOTAL									
ACCOUNTS RECEIVABLE										
FUND EQUITIES:										
UNOBLIGATED BALANCE					-949,708.92	-	-	-	848,553.26	-1,798,262.18
ACCOUNTS PAYABLE					-1,782,543.55	-	-	-	880,452.60	-2,662,956.15
UNDELIVERED ORDERS					-2,025,999.50	-	-	-	548,117.95	-2,574,117.45
	SUBTOTAL				-0-	27,686,000.00	-	25,589,361.69	2,096,638.31	-0-
LOAN PROGRAM, BUREAU OF RECLAMATION										
FUND RESOURCES:										
UNDISBURSED FUNDS	NO YEAR 14		0667		9,916,003.01	22,665,000.00	-	15,213,856.27	-	(17,367,146.74)
	FY 1976				9,916,003.01	22,665,000.00	-	15,213,856.27	-	(17,367,146.74)
	SUBTOTAL									
TRANSITION QUARTER										
UNDISBURSED FUNDS	NO YEAR 14		0667		(17,367,146.74)	9,205,000.00	-	6,167,808.27	-	20,404,338.47
	TRANSITION QUARTER				(17,367,146.74)	9,205,000.00	-	6,167,808.27	-	20,404,338.47
					1,714,538.36	-	-	-	741,164.13	973,374.23
	SUBTOTAL									
ACCOUNTS RECEIVABLE										
FUND EQUITIES:										
UNOBLIGATED BALANCE					-2,128,689.12	-	-	-	7,508,447.94	-9,637,137.06
ACCOUNTS PAYABLE					-85,233.98	-	-	-	325,415.82	-410,649.80
UNDELIVERED ORDERS					-9,416,618.27	-	-	-	1,913,307.57	-11,329,925.84
	SUBTOTAL				-0-	31,870,000.00	-	21,381,664.54	10,488,335.46	-0-
CONSTRUCTION OF RECREATIONAL AND FISH AND WILDLIFE FACILITIES, BUREAU OF RECLAMATION										
FUND RESOURCES:										
UNDISBURSED FUNDS	NO YEAR 14		0682		1,578,350.34	2,992,000.00	-	1,896,294.77	-	(2,674,055.57)
TRANSFER TO:										
NATIONAL PARK SERVICE	NO YEAR 14		0682	10	35,639.55	-	-	34,639.55	-	(1,000.00)
	FY 1976				1,613,989.89	2,992,000.00	-	1,930,934.32	-	(2,675,055.57)
	SUBTOTAL									
TRANSITION QUARTER										
UNDISBURSED FUNDS	NO YEAR 14		0682		(2,674,055.57)	837,000.00	-	854,031.54	-	2,657,024.03
TRANSFER TO:										
NATIONAL PARK SERVICE	NO YEAR 14		0682	10	(1,000.00)	-	-	-	-	1,000.00
	TRANSITION QUARTER				(2,675,055.57)	837,000.00	-	854,031.54	-	2,658,024.03
					272,112.51	-	-	-	63,502.00	208,610.51
	SUBTOTAL									
ACCOUNTS RECEIVABLE										
FUND EQUITIES:										
UNOBLIGATED BALANCE					-525,639.55	-	-	-	1,606,982.45	-2,132,622.00
ACCOUNTS PAYABLE					-340,206.09	-	-	-	-157,163.12	-183,042.97
UNDELIVERED ORDERS					-1,020,256.76	-	-	-	-469,287.19	-550,969.57
	SUBTOTAL				-0-	3,829,000.00	-	2,784,965.86	1,044,034.14	-0-
COLORADO RIVER BASIN SALINITY CONTROL PROJECTS, BUREAU OF RECLAMATION										
FUND RESOURCES:										
UNDISBURSED FUNDS	NO YEAR 14		0663		21,876,116.09	19,670,000.00	-15,350,000.00	14,589,041.07	-	(11,607,075.02)
TRANSFER TO:										
STATE	NO YEAR 19 14		0663	6	-	-	15,350,000.00	10,651,024.76	-	(4,698,975.24)
	FY 1976				21,876,116.09	19,670,000.00	-	25,240,065.83	-	(16,306,050.26)
	SUBTOTAL									
TRANSITION QUARTER										
UNDISBURSED FUNDS	NO YEAR 14		0663		(11,607,075.02)	7,130,000.00	-1,500,000.00	11,820,677.71	-	5,416,397.31
TRANSFER TO:										
STATE	NO YEAR 19 14		0663	6	(4,698,975.24)	-	1,500,000.00	3,030,032.65	-	3,168,942.59
	TRANSITION QUARTER				(16,306,050.26)	7,130,000.00	-	14,850,710.36	-	8,585,339.90
					77,196.52	-	-	-	36,076.27	41,120.25
	SUBTOTAL									
ACCOUNTS RECEIVABLE										
FUND EQUITIES:										
UNOBLIGATED BALANCE					-20,561,110.78	-	-	-	-20,107,143.73	-453,967.05
ACCOUNTS PAYABLE					-165,645.64	-	-	-	792,662.96	-958,308.60
UNDELIVERED ORDERS					-1,226,556.19	-	-	-	5,987,628.31	-7,214,184.50
	SUBTOTAL				-0-	26,800,000.00	-	40,090,776.19	-13,290,776.19	-0-

OPERATION AND MAINTENANCE, BUREAU

OF RECLAMATION									
FUND RESOURCES:									
UNDISBURSED FUNDS	1976 14	0664	- - - - -	18,063,000.00	-18,063,000.00	- - - - -	- - - - -	- - - - -	- - - - -
	1975		-999,985.07	- - - - -	68,329.95	-999,985.07	68,329.95	- - - - -	- - - - -
	1974		- - - - -	- - - - -	41,349.64	- - - - -	41,349.64	- - - - -	- - - - -
	1973		- - - - -	- - - - -	-66,358.75	- - - - -	-66,358.75	- - - - -	- - - - -
	SUBTOTAL FY 1976		-999,985.07	18,063,000.00	-18,015,679.16	-999,985.07	43,320.84	- - - - -	- - - - -
TRANSITION QUARTER									
UNDISBURSED FUNDS		1976 14	0664	- - - - -	5,089,000.00	-5,089,000.00	- - - - -	- - - - -	- - - - -
	1975			- - - - -	- - - - -	- - - - -	- - - - -	- - - - -	- - - - -
	1974			- - - - -	- - - - -	- - - - -	- - - - -	- - - - -	- - - - -
	1973			- - - - -	- - - - -	- - - - -	- - - - -	- - - - -	- - - - -
	SUBTOTAL TRANSITION QUARTER			- - - - -	5,089,000.00	-5,089,000.00	- - - - -	- - - - -	- - - - -
ACCOUNTS RECEIVABLE				999,985.07	- - - - -	- - - - -	- - - - -	999,985.07	- - - - -
	SUBTOTAL 14	0664	-0-	23,152,000.00	-23,108,679.16	-999,985.07	1,043,305.91	- - - - -	-0-

CONSTRUCTION AND REHABILITATION, BUREAU OF RECLAMATION

FUND RESOURCES:									
UNDISBURSED FUNDS	NO YEAR 14	0661	- - - - -	187,308,000.00	-187,308,000.00	- - - - -	- - - - -	- - - - -	- - - - -
	SUBTOTAL FY 1976		- - - - -	187,308,000.00	-187,308,000.00	- - - - -	- - - - -	- - - - -	- - - - -
TRANSITION QUARTER									
UNDISBURSED FUNDS		NO YEAR 14	0661	- - - - -	220,834,000.00	-220,834,000.00	- - - - -	- - - - -	- - - - -
	SUBTOTAL TRANSITION QUARTER		- - - - -	220,834,000.00	-220,834,000.00	- - - - -	- - - - -	- - - - -	- - - - -
	SUBTOTAL 14	0661	-0-	408,142,000.00	-408,142,000.00	- - - - -	- - - - -	- - - - -	-0-

SPECIAL FUND ACCOUNTS

EMERGENCY FUND, BUREAU OF RECLAMATION

FUND RESOURCES:									
UNDISBURSED FUNDS	NO YEAR 14	5043	1,179,200.36	1,000,000.00	- - - - -	975,938.41	- - - - -	(1,203,261.95)	- - - - -
	SUBTOTAL FY 1976		1,179,200.36	1,000,000.00	- - - - -	975,938.41	- - - - -	(1,203,261.95)	- - - - -
TRANSITION QUARTER									
UNDISBURSED FUNDS		NO YEAR 14	5043	(1,203,261.95)	200,000.00	- - - - -	18,284.41	- - - - -	1,384,977.54
	SUBTOTAL TRANSITION QUARTER		(1,203,261.95)	200,000.00	- - - - -	18,284.41	- - - - -	1,384,977.54	- - - - -
FUND EQUITIES:									
UNOBLIGATED BALANCE			-875,871.53	- - - - -	- - - - -	- - - - -	480,288.65	- - - - -	-1,356,160.18
ACCOUNTS PAYABLE			-24,917.89	- - - - -	- - - - -	- - - - -	-24,917.89	- - - - -	- - - - -
UNDELIVERED ORDERS			-278,410.94	- - - - -	- - - - -	- - - - -	-249,593.58	- - - - -	-28,817.36
	SUBTOTAL 14	5043	-0-	1,200,000.00	- - - - -	994,222.82	205,777.18	- - - - -	-0-

CONSTRUCTION AND REHABILITATION, RECLAMATION FUND

FUND RESOURCES:									
UNDISBURSED FUNDS	NO YEAR 14	5061	58,029,693.04	140,000,000.00	187,308,000.00	318,428,983.53	- - - - -	(66,908,709.51)	- - - - -
TRANSFER TO:									
NATIONAL PARK SERVICE		NO YEAR 14	5061 10	25,511.77	- - - - -	3,476.64	- - - - -	(22,035.13)	- - - - -
	SUBTOTAL FY 1976		58,055,204.81	140,000,000.00	187,308,000.00	318,432,460.17	- - - - -	(66,930,744.64)	- - - - -
TRANSITION QUARTER									
UNDISBURSED FUNDS		NO YEAR 14	5061	(66,908,709.51)	78,000,000.00	220,834,000.00	119,695,004.31	- - - - -	246,047,705.20
TRANSFER TO:									
NATIONAL PARK SERVICE		NO YEAR 14	5061 10	(22,035.13)	- - - - -	-349.98	- - - - -	22,385.11	- - - - -
	SUBTOTAL TRANSITION QUARTER		(66,930,744.64)	78,000,000.00	220,834,000.00	119,694,654.33	- - - - -	246,070,090.31	- - - - -
ACCOUNTS RECEIVABLE			1,375,222.17	- - - - -	- - - - -	- - - - -	-4,525,862.02	- - - - -	5,901,084.19
FUND EQUITIES:									
UNOBLIGATED BALANCE			-3,035,677.23	- - - - -	- - - - -	- - - - -	170,176,669.35	- - - - -	-173,212,346.58
ACCOUNTS PAYABLE			-33,908,264.62	- - - - -	- - - - -	- - - - -	12,160,685.68	- - - - -	-46,068,950.30
UNDELIVERED ORDERS			-22,486,485.13	- - - - -	- - - - -	- - - - -	10,203,392.49	- - - - -	-32,689,877.62
	SUBTOTAL 14	5061	-0-	218,000,000.00	408,142,000.00	438,127,114.50	188,014,885.50	- - - - -	-0-

OPERATION AND MAINTENANCE, RECLAMATION FUND

FUND RESOURCES:									
UNDISBURSED FUNDS	NO YEAR 14	5064	- - - - -	1,954,099.62	- - - - -	-11,902.41	- - - - -	(1,966,002.03)	- - - - -
	1976		- - - - -	112,144,900.38	- - - - -	105,163,992.35	- - - - -	(26,998,007.65)	- - - - -
	1975		14,250,834.89	- - - - -	-2,022,429.57	10,727,874.79	1,322,521.37	(178,009.16)	- - - - -
	1974		780,873.68	- - - - -	-41,349.64	647,840.22	9-46,143.43	(137,827.25)	- - - - -
	1973		-34,977.52	- - - - -	1034,977.52	650.00	- - - - -	(-650.00)	- - - - -
	PRIOR YEARS		-72,634.45	- - - - -	31,381.23	-156,663.40	-77,617.19	(193,027.37)	- - - - -
	SUBTOTAL FY 1976		14,924,096.60	114,099,000.00	18,019,679.16	116,371,791.55	1,198,760.75	(29,472,223.46)	- - - - -
TRANSITION QUARTER									
UNDISBURSED FUNDS		NO YEAR 14	5064	(1,966,002.03)	- - - - -	-187,295.21	- - - - -	2,153,297.24	- - - - -
	1976		(26,998,007.65)	28,928,000.00	5,089,000.00	28,338,153.58	- - - - -	32,676,854.07	- - - - -
	1975		(178,009.16)	- - - - -	- - - - -	286,668.92	- - - - -	11-108,659.76	- - - - -
	1974		(137,827.25)	- - - - -	-140,655.36	-2,828.11	- - - - -	- - - - -	- - - - -
	1973		(-650.00)	- - - - -	- - - - -	-650.00	- - - - -	- - - - -	- - - - -
	PRIOR YEARS		(193,027.37)	- - - - -	140,655.36	262,405.65	- - - - -	71,277.08	- - - - -
	SUBTOTAL TRANSITION QUARTER		(29,472,223.46)	28,928,000.00	5,089,000.00	28,696,454.83	- - - - -	34,792,768.63	- - - - -
ACCOUNTS RECEIVABLE			634,586.50	- - - - -	- - - - -	- - - - -	-9,621.75	644,208.25	- - - - -
FUND EQUITIES:									
UNOBLIGATED BALANCE			-3,018,836.34	- - - - -	- - - - -	- - - - -	13,750,125.66	12-16,768,962.00	- - - - -
ACCOUNTS PAYABLE			-7,980,471.95	- - - - -	- - - - -	- - - - -	1,120,862.82	-9,101,334.77	- - - - -
UNDELIVERED ORDERS			-4,559,374.81	- - - - -	- - - - -	- - - - -	5,007,305.30	-9,566,680.11	- - - - -
	SUBTOTAL 14	5064	-0-	143,027,000.00	23,108,679.16	145,068,246.38	21,067,432.78	- - - - -	-0-

FOOTNOTES AT END OF CHAPTER



PAYMENTS TO LOCAL UNITS, KLAMATH

RECLAMATION AREA									
FUND RESOURCES:									
UNDISBURSED FUNDS		NO YEAR 14	5103	-----	123,111.37	-----	123,111.37	-----	-----
	SUBTOTAL	FY 1976		-----	123,111.37	-----	123,111.37	-----	-----
TRANSITION QUARTER									
UNDISBURSED FUNDS		NO YEAR 14	5103	-----	133,035.57	-----	-----	-----	133,035.57
	SUBTOTAL	TRANSITION QUARTER		-----	133,035.57	-----	-----	-----	133,035.57
FUND EQUITIES:									
UNOBLIGATED BALANCE				-----	-----	-----	-----	133,035.57	-133,035.57
	SUBTOTAL	14	5103	-0-	256,146.94	-----	123,111.37	133,035.57	-0-
PUBLIC ENTERPRISE FUNDS									
LOWER COLORADO RIVER BASIN DEVELOPMENT FUND									
FUND RESOURCES:									
UNDISBURSED FUNDS		NO YEAR 14	4079	21,662,893.02	51,645,000.00	-----	41,908,978.84	<sup>14</sup> 8,405,592.44	(22,993,321.74)
UNFUNDED CONTRACT AUTHORITY		NO YEAR 14	4079	27,149,000.00	<sup>15</sup> 2,940,000.00	-----	-----	-----	(24,209,000.00)
	SUBTOTAL	FY 1976		48,811,893.02	48,705,000.00	-----	41,908,978.84	8,405,592.44	(47,202,321.74)
TRANSITION QUARTER									
UNDISBURSED FUNDS		NO YEAR 14	4079	(22,993,321.74)	10,310,000.00	-----	7,895,346.79	<sup>14</sup> 2,151,513.06	23,256,461.89
UNFUNDED CONTRACT AUTHORITY		NO YEAR 14	4079	(24,209,000.00)	<sup>7</sup> 1,500,000.00	-----	-----	-----	22,709,000.00
	SUBTOTAL	TRANSITION QUARTER		(47,202,321.74)	8,810,000.00	-----	7,895,346.79	2,151,513.06	45,965,461.89
ACCOUNTS RECEIVABLE				2,069,797.59	-----	-----	-----	-1,907,137.80	3,976,935.39
FUND EQUITIES:									
UNOBLIGATED BALANCE				-4,085,056.62	-----	-----	-----	-900,267.72	-3,184,788.90
ACCOUNTS PAYABLE				-2,835,786.74	-----	-----	-----	1,738,575.28	-4,574,362.02
UNDELIVERED ORDERS				-43,960,847.25	-----	-----	-----	-1,777,600.89	-42,183,246.36
	SUBTOTAL	14	4079	-0-	57,515,000.00	-----	49,804,325.63	7,710,674.37	-0-
UPPER COLORADO RIVER BASIN FUND									
FUND RESOURCES:									
UNDISBURSED FUNDS		NO YEAR 14	4081	38,355,202.47	38,160,000.00	-----	1,355,510.74	<sup>14</sup> 47,767,900.00	(27,391,791.73)
	SUBTOTAL	FY 1976		38,355,202.47	38,160,000.00	-----	1,355,510.74	47,767,900.00	(27,391,791.73)
TRANSITION QUARTER									
UNDISBURSED FUNDS		NO YEAR 14	4081	(27,391,791.73)	15,562,000.00	-----	10,259,666.02	<sup>14</sup> 5,790,000.00	26,904,125.71
	SUBTOTAL	TRANSITION QUARTER		(27,391,791.73)	15,562,000.00	-----	10,259,666.02	5,790,000.00	26,904,125.71
ACCOUNTS RECEIVABLE				9,675,989.97	-----	-----	-----	2,778,683.00	6,897,306.97
FUND EQUITIES:									
UNOBLIGATED BALANCE				-34,587,035.75	-----	-----	-----	-22,626,661.81	-11,960,373.94
ACCOUNTS PAYABLE				-4,142,164.43	-----	-----	-----	4,373,005.91	-8,515,170.34
UNDELIVERED ORDERS				-9,301,992.26	-----	-----	-----	4,023,896.14	-13,325,888.40
	SUBTOTAL	14	4081	-0-	53,722,000.00	-----	11,615,176.76	42,106,823.24	-0-
CONTINUING FUND FOR EMERGENCY EXPENSES, FORT PECK PROJECT, MONTANA									
FUND RESOURCES:									
UNDISBURSED FUNDS		NO YEAR 14	4451	645,803.76	-----	-----	-2,896,683.81	<sup>14</sup> 2,920,000.00	(622,487.57)
	SUBTOTAL	FY 1976		645,803.76	-----	-----	-2,896,683.81	2,920,000.00	(622,487.57)
TRANSITION QUARTER									
UNDISBURSED FUNDS		NO YEAR 14	4451	(622,487.57)	-----	-----	-607,742.74	<sup>14</sup> 430,000.00	800,230.31
	SUBTOTAL	TRANSITION QUARTER		(622,487.57)	-----	-----	-607,742.74	430,000.00	800,230.31
ACCOUNTS RECEIVABLE				9,288.01	-----	-----	-----	-2,938.87	12,226.88
FUND EQUITIES:									
UNOBLIGATED BALANCE				-561,195.12	-----	-----	-----	-32,975.67	-528,219.45
ACCOUNTS PAYABLE				-43,158.76	-----	-----	-----	186,191.37	-229,350.13
UNDELIVERED ORDERS				-50,737.89	-----	-----	-----	4,149.72	-54,887.61
	SUBTOTAL	14	4451	-0-	-----	-----	-3,504,426.55	3,504,426.55	-0-
INTRAGOVERNMENTAL FUNDS									
CONSOLIDATED WORKING FUND, INTERIOR, RECLAMATION									
FUND RESOURCES:									
UNDISBURSED FUNDS		NO YEAR 14	3906	671,344.66	-----	-----	-906,722.50	-----	(1,578,067.16)
		1976		-----	-----	-----	-772,881.95	-----	(772,881.95)
		1975		92,240.14	-----	-----	92,236.90	-----	(3.24)
		1974		25,106.55	-----	-----	25,106.55	-----	-----
	SUBTOTAL	FY 1976		788,691.35	-----	-----	-1,562,261.00	-----	(2,350,952.35)
TRANSITION QUARTER									
UNDISBURSED FUNDS		NO YEAR 14	3906	(1,578,067.16)	-----	-----	365,644.78	-----	1,212,422.38
		1976		(772,881.95)	-----	-----	-115,589.86	-----	888,471.81
		1975		(3.24)	-----	-----	3.24	-----	-----
		1974		-----	-----	-----	-----	-----	-----
	SUBTOTAL	TRANSITION QUARTER		(2,350,952.35)	-----	-----	250,058.16	-----	2,100,894.19
ACCOUNTS RECEIVABLE				170,115.22	-----	-----	-----	57,978.93	112,136.29
FUND EQUITIES:									
UNOBLIGATED BALANCE				-514,895.00	-----	-----	-----	331,332.81	-846,227.81
ACCOUNTS PAYABLE				-311,109.40	-----	-----	-----	-85,437.75	-225,671.65
UNDELIVERED ORDERS				-132,802.17	-----	-----	-----	1,008,328.85	-1,141,131.02
	SUBTOTAL	14	3906	-0-	-----	-----	-1,312,202.84	1,312,202.84	-0-

FOOTNOTES AT END OF CHAPTER

Appropriations, Outlays, and Balances - Continued

Appropriation or Fund Account		Account symbol			Balances beginning of fiscal year 1/	Appropriations and other obligational authority 2/	Transfers, borrowings, and investments (net) 3/	Outlays (net)	Balances withdrawn and other transactions 4/	Balances end of fiscal year 5/
Title	Period of availability	Dept. Reg.	Account No.	Sub. No.						
LAND AND WATER RESOURCES--CONTINUED										
BUREAU OF RECLAMATION--CONTINUED										
TRUST FUND ACCOUNTS										
RECLAMATION TRUST FUNDS										
FUND RESOURCES:										
UNDISBURSED FUNDS	NO YEAR 14		8070		\$1,120,998.40	\$14,243,917.27	---	\$12,832,785.13	---	(\$2,532,130.54)
	NO YEAR 14				1,120,998.40	14,243,917.27	---	12,832,785.13	---	(2,532,130.54)
	SUBTOTAL FY 1976									
TRANSITION QUARTER					(2,532,130.54)	3,372,981.50	---	3,686,403.95	---	2,218,708.09
UNDISBURSED FUNDS	NO YEAR 14		8070		(2,532,130.54)	3,372,981.50	---	3,686,403.95	---	2,218,708.09
	NO YEAR 14				7,230.81	---	---	---	-\$31,911.31	39,142.12
	SUBTOTAL TRANSITION QUARTER									
ACCOUNTS RECEIVABLE									410,328.49	-1,140,949.80
FUND EQUITIES:									525,254.58	-601,194.98
UNOBLIGATED BALANCE					-75,940.40	---	---	---	194,037.93	-515,705.43
ACCOUNTS PAYABLE					-321,667.50	---	---	---	---	-0-
UNDELIVERED ORDERS					-0-	17,616,898.77	---	16,519,189.08	1,097,709.69	
	SUBTOTAL 14		8070							
TOTAL, BUREAU OF RECLAMATION FY 1976					---	652,354,520.97	---	573,492,429.94	60,571,458.44	---
TOTAL, BUREAU OF RECLAMATION T.O.					---	391,830,804.75	---	204,312,103.52	205,809,333.82	---
OFFICE OF WATER RESEARCH AND TECHNOLOGY										
GENERAL FUND ACCOUNTS										
SALINE WATER CONVERSION, OFFICE OF SALINE WATER, INTERIOR										
FUND RESOURCES:										
UNDISBURSED FUNDS	NO YEAR 14		0113		9,822,821.10	---	-\$9,822,821.10	---	---	---
	NO YEAR 14				9,822,821.10	---	-9,822,821.10	---	---	---
	SUBTOTAL FY 1976				121,906.80	---	---	---	121,906.80	---
ACCOUNTS RECEIVABLE										
FUND EQUITIES:										
UNOBLIGATED BALANCE					-2,729,871.33	---	---	---	-2,729,871.33	---
ACCOUNTS PAYABLE					-496,390.43	---	---	---	-496,390.43	---
UNDELIVERED ORDERS					-6,718,466.14	---	---	---	-6,718,466.14	---
	SUBTOTAL 14		0113		-0-	---	-9,822,821.10	---	-9,822,821.10	-0-
SALARIES AND EXPENSES, OFFICE OF WATER RESEARCH AND TECHNOLOGY, INTERIOR										
FUND RESOURCES:										
UNDISBURSED FUNDS	NO YEAR 14		0115		---	4,100,000.00	---	3,439,490.98	---	(660,509.02)
	1976				---	14,080,000.00	15,171,983.42	18,600,170.65	---	(10,651,812.77)
	1975				5,347,972.45	---	-5,349,162.32	---	---	(-1,189.87)
	1974				1,319,101.49	---	---	980,544.31	---	(338,557.18)
	PRIOR YEARS				659,926.76	---	---	255,650.49	---	(404,276.27)
	SUBTOTAL FY 1976				7,327,000.70	18,180,000.00	9,822,821.10	23,275,856.43	---	(12,053,965.37)
TRANSITION QUARTER										
UNDISBURSED FUNDS	NO YEAR 14		0115		(660,509.02)	---	---	152,382.24	---	508,126.78
	1976				(10,651,812.77)	4,411,000.00	---	5,920,854.52	4,731.15	9,137,227.10
	1975				(-1,189.87)	---	---	---	-1,189.87	---
	1974				(338,557.18)	---	-312,811.69	12,431.53	13,313.96	---
	PRIOR YEARS				(404,276.27)	---	312,811.69	19,262.99	39,251.21	658,573.76
	SUBTOTAL TRANSITION QUARTER				(12,053,965.37)	4,411,000.00	---	6,104,931.28	56,106.45	10,303,927.64
ACCOUNTS RECEIVABLE					186.42	---	---	---	-4,221,610.66	4,221,797.08
FUND EQUITIES:										
UNOBLIGATED BALANCE					---	---	---	---	495,000.00	-495,000.00
ACCOUNTS PAYABLE					-193,202.13	---	---	---	-67,098.23	-126,103.90
UNDELIVERED ORDERS					-7,133,984.99	---	---	---	6,770,635.83	-13,904,620.82
	SUBTOTAL 14		0115		-0-	22,591,000.00	9,822,821.10	29,380,787.71	3,033,033.39	-0-

INTRAGOVERNMENTAL FUNDS									
CONSOLIDATED WORKING FUND, INTERIOR, OFFICE OF SALINE WATER									
FUND RESOURCES:									
UNDISBURSED FUNDS	NO YEAR 14	3930	96,516.51	-	-	-437,922.52	-	(534,439.03)	
	SUBTOTAL FY 1976		96,516.51	-	-	-437,922.52	-	(534,439.03)	
TRANSITION QUARTER									
UNDISBURSED FUNDS	NO YEAR 14	3930	(534,439.03)	-	-	373,200.62	-	161,238.41	
	SUBTOTAL TRANSITION QUARTER		(534,439.03)	-	-	373,200.62	-	161,238.41	
ACCOUNTS RECEIVABLE									
FUND EQUITIES:									
UNOBLIGATED BALANCE			58,421.00	-	-	-	30,831.76	27,589.24	
ACCOUNTS PAYABLE			-73,269.29	-	-	-	-12,666.30	-60,602.99	
UNDELIVERED ORDERS			-81,668.22	-	-	-	12,937.81	-12,937.81	
	SUBTOTAL 14	3930	-0-	-	-	-64,721.90	64,721.90	-0-	
TOTAL, OFFICE OF WATER RESEARCH AND TECHNOLOGY FY 1976 . . . . .									
			18,180,000.00	-	-	22,837,933.91	-	-	
TOTAL, OFFICE OF WATER RESEARCH AND TECHNOLOGY T.Q.. . . . .									
			4,411,000.00	-	-	6,478,131.90	-6,725,065.81	-	
TOTAL, LAND AND WATER RESOURCES FY 1976. . . . .									
			1,101,104,478.91	-	-	999,900,813.98	66,490,576.25	-	
TOTAL, LAND AND WATER RESOURCES T.Q. . . . .									
			618,725,837.00	20,000,000.00	-	419,824,400.27	253,614,525.41	-	
FISH AND WILDLIFE AND PARKS									
BUREAU OF OUTDOOR RECREATION									
GENERAL FUND ACCOUNTS									
SALARIES AND EXPENSES, BUREAU OF OUTDOOR RECREATION									
FUND RESOURCES:									
UNDISBURSED FUNDS	1976 14	0700	-	5,889,000.00	-	5,302,929.39	-	(586,070.61)	
	1975		488,630.50	-	-	350,502.87	-	(138,127.63)	
	1974		104,390.64	-	-	40,853.37	-	(63,537.27)	
	PRIOR YEARS		25,002.29	-	-	105.00	-	(24,897.29)	
	SUBTOTAL FY 1976		618,023.43	5,889,000.00	-	5,694,390.63	-	(812,632.80)	
TRANSITION QUARTER									
UNDISBURSED FUNDS	1976 14	0700	(586,070.61)	1,496,000.00	-	1,431,977.02	106,653.39	543,440.20	
	1975		(138,127.63)	-	-	34,795.49	9,978.11	93,354.03	
	1974		(63,537.27)	-	-	-72,032.47	-8,597.58	-	
	PRIOR YEARS		(24,897.29)	-	-	102.38	-105.00	97,034.76	
	SUBTOTAL TRANSITION QUARTER		(812,632.80)	1,496,000.00	-	1,466,874.89	107,928.92	733,828.99	
ACCOUNTS RECEIVABLE									
FUND EQUITIES:									
ACCOUNTS PAYABLE			162,391.77	-	-	-	-10,481.29	172,873.06	
UNDELIVERED ORDERS			-310,908.74	-	-	-	137,609.34	-448,518.08	
	SUBTOTAL 14	0700	-469,506.46	7,385,000.00	-	7,161,265.52	223,734.48	-458,183.97	
			-0-		-			-0-	
SPECIAL FUND ACCOUNTS									
LAND AND WATER CONSERVATION, BUREAU OF OUTDOOR RECREATION									
FUND RESOURCES:									
UNDISBURSED FUNDS	NO YEAR 14	5005	456,320,783.88	316,986,000.00	-134,902,000.00	162,889,835.34	-	(475,514,948.54)	
TRANSFER TO:									
NATIONAL PARK SERVICE	NO YEAR 14	5005 10	22,065,280.94	-	72,725,828.50	67,485,957.66	-	(27,305,151.78)	
BUREAU OF LAND MANAGEMENT	NO YEAR 14	5005 11	512,248.54	-	2,000,000.00	1,524,568.30	-	(987,680.24)	
UNITED STATES FISH AND WILDLIFE SERVICE	NO YEAR 14	5005 16	8,826,090.83	-	9,422,000.00	7,404,840.61	-	(10,843,250.22)	
AGRICULTURE, FOREST SERVICE	NO YEAR 12 14	5005 11	14,494,197.24	-	36,965,000.00	28,310,540.70	-	(23,148,656.54)	
CORPS OF ENGINEERS, CIVIL	NO YEAR 96 14	5005	723,201.64	-	13,789,171.50	8,330,492.04	-	(6,181,881.10)	
UNFUNDED CONTRACT AUTHORITY	NO YEAR 14	5005	20,000,000.00	30,000,000.00	-	-	30,000,000.00	(20,000,000.00)	
	SUBTOTAL FY 1976		522,941,803.07	346,986,000.00	-	275,946,234.65	30,000,000.00	(563,981,568.42)	
TRANSITION QUARTER									
UNDISBURSED FUNDS	NO YEAR 14	5005	(475,514,948.54)	75,988,000.00	-50,463,000.00	44,038,413.80	107,148.02	456,894,386.72	
TRANSFER TO:									
NATIONAL PARK SERVICE	NO YEAR 14	5005 10	(27,305,151.78)	-	18,312,850.00	25,516,136.99	11,250.00	20,090,614.79	
BUREAU OF LAND MANAGEMENT	NO YEAR 14	5005 11	(987,680.24)	-	400,000.00	398,468.42	-	989,211.82	
UNITED STATES FISH AND WILDLIFE SERVICE	NO YEAR 14	5005 16	(10,843,250.22)	-	3,195,000.00	2,318,792.32	-	11,723,457.90	
AGRICULTURE, FOREST SERVICE	NO YEAR 12 14	5005 11	(23,148,656.54)	-	7,595,000.00	8,952,342.61	-	21,791,313.93	

FOOTNOTES AT END OF CHAPTER

Appropriations, Outlays, and Balances - Continued

Appropriation or Fund Account		Account symbol			Balances beginning of fiscal year 1/	Appropriations and other obligational authority 2/	Transfers, borrowings, and investments (net) 3/	Outlays (net)	Balances withdrawn and other transactions 4/	Balances end of fiscal year 5/
Title	Period of availability	Dept. Reg	Account Tr From No.	Sub. No.						
FISH AND WILDLIFE AND PARKS-CONTINUED										
BUREAU OF OUTDOOR RECREATION-CONTINUED										
SPECIAL FUND ACCOUNTS-CONTINUED										
LAND AND WATER CONSERVATION, BUREAU OF OUTDOOR RECREATION-CONTINUED										
TRANSITION QUARTER-CONTINUED										
TRANSFER TO-CONTINUED										
CORPS OF ENGINEERS, CIVIL	NO YEAR 96	14	5005		(\$6,181,881.10)	- - - - -	\$956,150.00	\$4,402,815.39	- - - - -	\$2,735,215.71
UNFUNDED CONTRACT AUTHORITY	NO YEAR 14		5005		(20,000,000.00)	- - - - -	- - - - -	- - - - -	- - - - -	20,000,000.00
SUBTOTAL TRANSITION QUARTER					(563,981,568.42)	\$75,988,000.00	-20,000,000.00	85,626,969.53	\$118,398.02	534,224,200.87
ACCOUNTS RECEIVABLE					9,190,697.24	- - - - -	- - - - -	- - - - -	2,161,534.96	7,029,162.28
FUND EQUITIES:										
UNOBLIGATED BALANCE					-64,820,872.42	- - - - -	- - - - -	- - - - -	599,690.10	-65,420,562.52
ACCOUNTS PAYABLE					-25,303,710.33	- - - - -	- - - - -	- - - - -	1,532,012.22	-26,835,722.55
UNDELIVERED ORDERS					-442,007,917.56	- - - - -	- - - - -	- - - - -	6,989,160.52	-448,997,078.08
SUBTOTAL 14			5005		-0-	422,974,000.00	-20,000,000.00	361,573,204.18	41,400,795.82	-0-
INTRAGOVERNMENTAL FUNDS										
CONSOLIDATED WORKING FUND, INTERIOR										
OUTDOOR RECREATION										
FUND RESOURCES:										
UNDISBURSED FUNDS	NO YEAR 14		3907		49,970.70	- - - - -	- - - - -	-35,799.61	- - - - -	(85,770.31)
	1976				- - - - -	- - - - -	- - - - -	-51,462.02	- - - - -	(51,462.02)
	1975				73,806.69	- - - - -	- - - - -	20,309.70	- - - - -	(53,496.99)
	1974				934.10	- - - - -	- - - - -	- - - - -	- - - - -	(934.10)
SUBTOTAL FY 1976					124,711.49	- - - - -	- - - - -	-66,951.93	- - - - -	(191,663.42)
TRANSITION QUARTER	NO YEAR 14		3907		(85,770.31)	- - - - -	- - - - -	26,086.94	- - - - -	59,683.37
UNDISBURSED FUNDS	1976				(51,462.02)	- - - - -	- - - - -	21,299.01	- - - - -	30,163.01
	1975				(53,496.99)	- - - - -	- - - - -	30,973.31	- - - - -	22,523.68
	1974				(934.10)	- - - - -	- - - - -	- - - - -	- - - - -	- - - - -
PRIOR YEARS					- - - - -	- - - - -	-934.10	- - - - -	- - - - -	934.10
SUBTOTAL TRANSITION QUARTER					(191,663.42)	- - - - -	934.10	78,359.26	- - - - -	113,304.16
ACCOUNTS RECEIVABLE					2,560.26	- - - - -	- - - - -	- - - - -	-6,458.71	9,018.97
FUND EQUITIES:										
UNOBLIGATED BALANCE					-18,934.32	- - - - -	- - - - -	- - - - -	50,732.03	16-69,666.35
ACCOUNTS PAYABLE					-44,223.20	- - - - -	- - - - -	- - - - -	-15,209.15	-29,014.05
UNDELIVERED ORDERS					-64,114.23	- - - - -	- - - - -	- - - - -	-40,471.50	-23,642.73
SUBTOTAL 14			3907		-0-	- - - - -	- - - - -	11,407.33	-11,407.33	-0-
TRUST FUND ACCOUNTS										
DONATIONS, BUREAU OF OUTDOOR RECREATION										
FUND RESOURCES:										
UNDISBURSED FUNDS	NO YEAR 14		8058		2,281.01	573.42	- - - - -	277.85	- - - - -	(2,576.58)
SUBTOTAL FY 1976					2,281.01	573.42	- - - - -	277.85	- - - - -	(2,576.58)
TRANSITION QUARTER	NO YEAR 14		8058		(2,576.58)	- - - - -	- - - - -	- - - - -	- - - - -	2,576.58
UNDISBURSED FUNDS					(2,576.58)	- - - - -	- - - - -	- - - - -	- - - - -	2,576.58
SUBTOTAL TRANSITION QUARTER										
FUND EQUITIES:										
UNOBLIGATED BALANCE					-2,281.01	- - - - -	- - - - -	- - - - -	55.83	-2,336.84
ACCOUNTS PAYABLE					- - - - -	- - - - -	- - - - -	- - - - -	239.74	-239.74
SUBTOTAL 14			8058		-0-	573.42	- - - - -	277.85	295.57	-0-
TOTAL, BUREAU OF OUTDOOR RECREATION FY 1976 . . . . .					- - - - -	352,875,573.42	- - - - -	281,573,951.20	30,000,000.00	- - - - -
TOTAL, BUREAU OF OUTDOOR RECREATION T.Q. . . . .					- - - - -	77,484,000.00	-20,000,000.00	87,172,203.68	11,613,418.54	- - - - -
UNITED STATES FISH AND WILDLIFE SERVICE										
GENERAL FUND ACCOUNTS										
RESOURCE MANAGEMENT, UNITED STATES FISH AND WILDLIFE SERVICE										
FUND RESOURCES:										
UNDISBURSED FUNDS	NO YEAR 14		1611		- - - - -	2,000,000.00	- - - - -	415.34	- - - - -	(1,999,584.66)
	1976				- - - - -	118,750,000.00	- - - - -	- - - - -	- - - - -	(19,033,729.67)
	1975				17,339,343.60	- - - - -	- - - - -	99,716,270.33	- - - - -	(3,048,339.56)
	1974				1,955,061.17	- - - - -	- - - - -	14,291,004.04	- - - - -	(925,357.52)
PRIOR YEARS					46,759.36	- - - - -	- - - - -	1,029,703.65	- - - - -	(13,912.24)
SUBTOTAL FY 1976					19,341,164.13	120,750,000.00	- - - - -	115,070,240.48	- - - - -	(25,020,923.65)

TRANSITION QUARTER										
UNDISBURSED FUNDS		NO YEAR 14	1611	(1,999,584.66)						
		1976		(19,033,729.67)	29,482,000.00			2,095.87	1,997,488.79	
		1975		(3,048,339.56)				28,537,602.19	19,288,116.82	
		1974		(925,357.52)				1,079,102.55	2,147,669.24	
		PRIOR YEARS		(13,912.24)				142,373.53	345,644.11	
								-437,339.88		
								437,339.88		
								-190.78	467,042.03	
SUBTOTAL TRANSITION QUARTER				(25,020,923.65)	29,482,000.00			29,760,983.36	23,900,316.88	
ACCOUNTS RECEIVABLE				3,289,612.96					6,286,678.10	
FUND EQUITIES:										
UNOBLIGATED BALANCE									1,996,397.23	
ACCOUNTS PAYABLE				-6,603,119.89					2,292,166.20	
UNDELIVERED ORDERS				-16,027,657.20					3,267,654.46	
									-19,295,311.66	
									-0-	
SUBTOTAL 14		1611		-0-	150,232,000.00			144,831,223.84	5,400,776.16	
CONSTRUCTION AND ANADROMOUS FISH, UNITED STATES FISH AND WILDLIFE SERVICE										
FUND RESOURCES:										
UNDISBURSED FUNDS		NO YEAR 14	1612	20,140,384.86	19,311,000.00			12,037,617.40		(27,413,767.46)
		SUBTOTAL FY 1976		20,140,384.86	19,311,000.00			12,037,617.40		(27,413,767.46)
TRANSITION QUARTER										
UNDISBURSED FUNDS		NO YEAR 14	1612	(27,413,767.46)	1,060,000.00			1,953,738.59		26,520,028.87
		PRIOR YEARS						-671.67		
								671.67		
SUBTOTAL TRANSITION QUARTER				(27,413,767.46)	1,060,000.00			1,953,066.92		26,520,028.87
ACCOUNTS RECEIVABLE				31,107.77					13,164.75	17,943.02
FUND EQUITIES:										
UNOBLIGATED BALANCE				-7,377,777.84						-17,686,280.59
ACCOUNTS PAYABLE				-122,071.10						580,224.24
UNDELIVERED ORDERS				-12,671,643.69						-4,522,247.73
										6,380,315.68
										-0-
SUBTOTAL 14		1612		-0-	20,371,000.00			13,990,684.32		
ADVANCES TO MIGRATORY BIRD CONSERVATION ACCOUNT, UNITED STATES FISH AND WILDLIFE SERVICE										
FUND RESOURCES:										
UNDISBURSED FUNDS		NO YEAR 14	1614		7,500,000.00	-7,500,000.00				
SPECIAL FUND ACCOUNTS										
MIGRATORY BIRD CONSERVATION ACCOUNT, UNITED STATES FISH AND WILDLIFE SERVICE										
FUND RESOURCES:										
UNDISBURSED FUNDS		NO YEAR 14	5137	3,839,628.40	13,929,801.00	7,500,000.00		16,015,437.42		(9,253,991.98)
		SUBTOTAL FY 1976		3,839,628.40	13,929,801.00	7,500,000.00		16,015,437.42		(9,253,991.98)
TRANSITION QUARTER										
UNDISBURSED FUNDS		NO YEAR 14	5137	(9,253,991.98)	2,514,047.90			6,289,975.75		5,478,064.13
		PRIOR YEARS						6,289,975.75		5,478,064.13
										2,739.52
SUBTOTAL TRANSITION QUARTER				(9,253,991.98)	2,514,047.90			6,289,975.75		5,478,064.13
ACCOUNTS RECEIVABLE				10,207.78					7,468.26	
FUND EQUITIES:										
UNOBLIGATED BALANCE				-439,177.24					108,864.62	-548,041.86
ACCOUNTS PAYABLE				-818,965.66					251,930.10	-1,070,895.76
UNDELIVERED ORDERS				-2,591,693.28					1,270,172.75	-3,861,866.03
										-0-
SUBTOTAL 14		5137		-0-	16,443,848.90	7,500,000.00		22,305,413.17	1,638,435.73	
FEDERAL AID IN WILDLIFE RESTORATION, UNITED STATES FISH AND WILDLIFE SERVICE										
FUND RESOURCES:										
UNDISBURSED FUNDS		NO YEAR 14	5029	75,960,628.45	63,046,646.00			50,974,672.63		(88,032,601.82)
		SUBTOTAL FY 1976		75,960,628.45	63,046,646.00			50,974,672.63		(88,032,601.82)
TRANSITION QUARTER										
UNDISBURSED FUNDS		NO YEAR 14	5029	(88,032,601.82)				13,197,021.19		74,835,580.63
		PRIOR YEARS						13,197,021.19		74,835,580.63
										33,779.46
SUBTOTAL TRANSITION QUARTER				(88,032,601.82)				13,197,021.19		74,835,580.63
ACCOUNTS RECEIVABLE				501,741.94					467,962.48	
FUND EQUITIES:										
UNOBLIGATED BALANCE				-14,481,293.71					-13,168,187.41	-1,313,106.30
ACCOUNTS PAYABLE				-102,941.09					972,038.88	-1,074,979.97
UNDELIVERED ORDERS				-61,878,135.59					10,603,138.23	-72,481,273.82
										-0-
SUBTOTAL 14		5029		-0-	63,046,646.00			64,171,693.82	-1,125,047.82	
PROCEEDS FROM SALES, WATER RESOURCE DEVELOPMENT PROJECTS, UNITED STATES FISH AND WILDLIFE SERVICE										
FUND RESOURCES:										
UNDISBURSED FUNDS		NO YEAR 14	5092	5,675.59	56,538.65			-1,079.82		(63,294.06)
		SUBTOTAL FY 1976		5,675.59	56,538.65			-1,079.82		(63,294.06)
TRANSITION QUARTER										
UNDISBURSED FUNDS		NO YEAR 14	5092	(63,294.06)	58,812.19			9,170.03		112,936.22
		PRIOR YEARS						9,170.03		112,936.22
SUBTOTAL TRANSITION QUARTER				(63,294.06)	58,812.19			9,170.03		112,936.22
FUND EQUITIES:										
UNOBLIGATED BALANCE				-5,505.24					102,717.98	-108,223.22
ACCOUNTS PAYABLE									28.00	-28.00
UNDELIVERED ORDERS				-170.35					4,514.65	-4,685.00
										-0-
SUBTOTAL 14		5092		-0-	115,350.84			8,090.21	107,260.63	

FOOTNOTES AT END OF CHAPTER





FUND EQUITIES:												
UNOBLIGATED BALANCE				-146,371.24	-	-	-	-	-	75,182.74	-	-221,553.98
ACCOUNTS PAYABLE				-99,792.33	-	-	-	-	-	30,121.94	-	-129,914.27
UNDELIVERED ORDERS				-92,620.93	-	-	-	-	-	75,677.78	-	-168,258.71
SUBTOTAL 14 8216				-0-	2,623,253.90	-	-	-	2,434,221.69	189,032.21	-	-0-
TOTAL, UNITED STATES FISH AND WILDLIFE SERVICE FY 1976 . . . . .				-	253,217,995.52	-	-	-	218,597,399.33	-	-	-
TOTAL, UNITED STATES FISH AND WILDLIFE SERVICE T.Q. . . . .				-	35,062,128.18	-	-	-	55,640,422.13	14,042,302.24	-	-
NATIONAL PARK SERVICE												
GENERAL FUND ACCOUNTS												
OPERATION OF THE NATIONAL PARK SYSTEM,												
NATIONAL PARK SERVICE												
FUND RESOURCES:												
UNDISBURSED FUNDS				1976 14 1036	-	255,203,000.00	-	-50,000.00	212,891,809.53	-	-	(42,261,190.47)
				1975	35,041,273.46	-	-	32,340,052.56	-	-	(2,701,220.90)	
				1974	4,643,791.86	-	-	2,805,263.58	-	-	(1,838,528.28)	
PRIOR YEARS					301,602.20	-	-	76,785.57	-	-	(224,816.63)	
TRANSFER TO:												
UNITED STATES FISH AND WILDLIFE SERVICE				PRIOR YEARS 14 1036 16	10,000.00	-	-	-	-	-	(10,000.00)	
TRANSPORTATION, FEDERAL HIGHWAY ADMINISTRATION				1976 69 14 1036 5	-	-	-	50,000.00	-	-	(16,337.71)	
				1974	187.14	-	-	-	-	-	(187.14)	
SUBTOTAL FY 1976					39,996,854.66	255,203,000.00	-	248,147,573.53	-	-	(47,052,281.13)	
TRANSITION QUARTER												
UNDISBURSED FUNDS				1976 14 1036	(42,261,190.47)	80,498,000.00	-	-50,000.00	77,686,957.87	98,233.63	44,923,998.97	
				1975	(2,701,220.90)	-	-	683,423.43	135,107.15	1,882,650.32		
				1974	(1,838,528.28)	-	-	298,931.09	282,569.45	-		
PRIOR YEARS					(224,816.63)	-	-	1,257,214.88	25,000.39	-16,783.45	1,473,814.57	
TRANSFER TO:												
UNITED STATES FISH AND WILDLIFE SERVICE				PRIOR YEARS 14 1036 16	(10,000.00)	-	-	-	-	-	10,000.00	
TRANSPORTATION, FEDERAL HIGHWAY ADMINISTRATION				1976 69 14 1036 5	(16,337.71)	-	-	50,000.00	18,975.53	6.00	47,356.18	
				1974	(187.14)	-	-	-187.14	-	-	-	
SUBTOTAL TRANSITION QUARTER					(47,052,281.13)	80,498,000.00	-	78,713,288.31	499,132.78	-	48,337,860.04	
ACCOUNTS RECEIVABLE					754,457.79	-	-	-	-1,209,848.11	-	1,964,305.90	
FUND EQUITIES:												
ACCOUNTS PAYABLE					-14,133,796.88	-	-	-	-	-5,196,540.27	-	-8,937,256.61
UNDELIVERED ORDERS					-26,617,515.57	-	-	-	-	14,747,393.76	-	-41,364,909.33
SUBTOTAL 14 1036					-0-	335,701,000.00	-	326,860,861.84	8,840,138.16	-	-0-	
PLANNING AND CONSTRUCTION, NATIONAL PARK SERVICE												
FUND RESOURCES:												
UNDISBURSED FUNDS				NO YEAR 14 1039	85,366,778.26	27,457,000.00	-	7,000.00	68,259,690.56	-	-	(44,573,087.70)
TRANSFER TO:												
CORP OF ENGINEERS, CIVIL				NO YEAR 96 14 1039	168,885.72	-	-	-7,000.00	52,930.16	-	-	(108,955.56)
SUBTOTAL FY 1976					85,537,663.98	27,457,000.00	-	68,312,620.72	-	-	(44,682,043.26)	
TRANSITION QUARTER												
UNDISBURSED FUNDS				NO YEAR 14 1039	(44,573,087.70)	7,211,000.00	-	-	12,948,027.64	-	-	38,836,000.06
TRANSFER TO:												
CORP OF ENGINEERS, CIVIL				NO YEAR 96 14 1039	(108,955.56)	-	-	-	16,036.61	-	-	92,918.95
SUBTOTAL TRANSITION QUARTER					(44,682,043.26)	7,211,000.00	-	12,964,064.25	-	-	38,928,979.01	
ACCOUNTS RECEIVABLE					7,067,357.97	-	-	-	-5,482,842.33	-	12,550,200.30	
FUND EQUITIES:												
UNOBLIGATED BALANCE					-39,062,755.22	-	-	-	-	-18,211,280.04	-	-20,851,475.18
ACCOUNTS PAYABLE					-5,334,737.52	-	-	-	-	-979,041.49	-	-4,355,696.03
UNDELIVERED ORDERS					-48,207,529.21	-	-	-	-	-21,935,521.11	-	-26,272,008.10
SUBTOTAL 14 1039					-0-	34,668,000.00	-	81,276,684.97	-46,608,684.97	-	-0-	
ROAD CONSTRUCTION, LIQUIDATION OF CONTRACT AUTHORITY, NATIONAL PARK SERVICE												
FUND RESOURCES:												
UNDISBURSED FUNDS				NO YEAR 14 1037	20,335,165.10	40,115,000.00	-	-17,000,000.00	27,067,166.74	-	-	(16,382,998.36)
TRANSFER TO:												
INDIAN AFFAIRS				NO YEAR 14 1037 20	659,023.08	-	-	-	554,138.95	-	-	(104,884.13)
TRANSPORTATION, FEDERAL HIGHWAY ADMINISTRATION				NO YEAR 69 14 1037 5	2,320,085.77	-	-	17,000,000.00	-	-	(5,972,552.95)	
UNFUNDED CONTRACT AUTHORITY				NO YEAR 14 1037	297,286,578.50	7,400,115,000.00	-	-	-	8 61,279,061.71	(195,892,516.79)	
SUBTOTAL FY 1976					320,600,852.45	-	-	40,968,838.51	61,279,061.71	-	(218,352,952.23)	

Appropriations, Outlays, and Balances - Continued

Appropriation or Fund Account		Account symbol			Balances beginning of fiscal year 1/	Appropriations and other obligatory authority 2/	Transfers, borrowings, and investments (net) 3/	Outlays (net)	Balances withdrawn and other transactions 4/	Balances end of fiscal year 2/
Title	Period of availability	Dept. Reg	Account No.	Sub. No.						
FISH AND WILDLIFE AND PARKS-CONTINUED										
NATIONAL PARK SERVICE-CONTINUED										
GENERAL FUND ACCOUNTS-CONTINUED										
ROAD CONSTRUCTION, LIQUIDATION OF CONTRACT AUTHORITY, NATIONAL PARK SERVICE-CONTINUED										
FUND RESOURCES -CONTINUED										
TRANSITION QUARTER UNDISBURSED FUNDS	NO YEAR 14		1037		(\$16,382,998.36)	\$9,900,000.00	- - - - -	\$5,069,686.96	- - - - -	\$21,213,311.40
TRANSFER TO:										
INDIAN AFFAIRS	NO YEAR 14		1037	20	(104,884.13)	- - - - -	- - - - -	-58,449.64	- - - - -	163,333.77
TRANSPORTATION, FEDERAL HIGHWAY ADMINISTRATION	NO YEAR 69 14		1037	5	(5,972,552.95)	- - - - -	- - - - -	4,251,191.91	- - - - -	1,721,361.04
UNFUNDED CONTRACT AUTHORITY	NO YEAR 14		1037		(195,892,516.79)	7-9,900,000.00	- - - - -	- - - - -	- - - - -	185,992,516.79
SUBTOTAL TRANSITION QUARTER					(218,352,952.23)	- - - - -	- - - - -	9,262,429.23	- - - - -	209,090,523.00
ACCOUNTS RECEIVABLE					4,072.52	- - - - -	- - - - -	- - - - -	- \$119,161.44	123,233.56
FUND EQUITIES:										
UNBLIGATED BALANCE					-276,782,516.76	- - - - -	- - - - -	- - - - -	-101,542,909.68	-175,239,607.08
ACCOUNTS PAYABLE					-1,093,789.14	- - - - -	- - - - -	- - - - -	1,973,519.79	-3,067,308.93
UNDELIVERED ORDERS					-42,728,619.07	- - - - -	- - - - -	- - - - -	-11,821,778.12	-30,906,840.95
SUBTOTAL 14			1037		-0-	- - - - -	- - - - -	50,231,267.74	-50,231,267.74	-0-
PRESERVATION OF HISTORIC PROPERTIES, NATIONAL PARK SERVICE										
FUND RESOURCES:										
UNDISBURSED FUNDS	NO YEAR 14		1040		28,137,766.43	24,666,000.00	- - - - -	17,291,272.96	- - - - -	(35,512,493.47)
SUBTOTAL FY 1976					28,137,766.43	24,666,000.00	- - - - -	17,291,272.96	- - - - -	(35,512,493.47)
TRANSITION QUARTER UNDISBURSED FUNDS	NO YEAR 14		1040		(35,512,493.47)	6,040,000.00	- - - - -	5,010,811.31	- - - - -	36,541,682.16
SUBTOTAL TRANSITION QUARTER					(35,512,493.47)	6,040,000.00	- - - - -	5,010,811.31	- - - - -	36,541,682.16
ACCOUNTS RECEIVABLE					1,031,718.32	- - - - -	- - - - -	- - - - -	- - - - -	2,037,859.79
FUND EQUITIES:										
UNBLIGATED BALANCE					-4,079,900.37	- - - - -	- - - - -	- - - - -	-2,358,208.36	-1,721,652.01
ACCOUNTS PAYABLE					-314,622.44	- - - - -	- - - - -	- - - - -	-80,516.61	-234,105.83
UNDELIVERED ORDERS					-24,774,961.94	- - - - -	- - - - -	- - - - -	11,848,782.17	-36,623,744.11
SUBTOTAL 14			1040		-0-	30,706,000.00	- - - - -	22,302,084.27	8,403,915.73	-0-
JOHN F. KENNEDY CENTER FOR THE PERFORMING ARTS, NATIONAL PARK SERVICE										
FUND RESOURCES:										
UNDISBURSED FUNDS	1976 14		1038		- - - - -	2,645,000.00	- - - - -	2,176,375.31	- - - - -	(468,624.69)
	1975				384,464.99	- - - - -	- - - - -	353,490.84	- - - - -	(30,974.15)
	1974				8,292.97	- - - - -	- - - - -	4,364.89	- - - - -	(3,928.08)
PRIOR YEARS					338.86	- - - - -	- - - - -	- - - - -	- - - - -	(338.86)
SUBTOTAL FY 1976					393,096.82	2,645,000.00	- - - - -	2,534,231.04	- - - - -	(503,865.78)
TRANSITION QUARTER UNDISBURSED FUNDS	1976 14		1038		(468,624.69)	741,000.00	- - - - -	865,251.17	7,977.93	336,395.59
	1975				(30,974.15)	- - - - -	- - - - -	9,718.93	21,255.22	- - - - -
	1974				(3,928.08)	- - - - -	- - - - -	-178.29	4,106.37	- - - - -
PRIOR YEARS					(338.86)	- - - - -	- - - - -	- - - - -	- - - - -	338.86
SUBTOTAL TRANSITION QUARTER					(503,865.78)	741,000.00	- - - - -	874,791.81	33,339.52	336,734.45
ACCOUNTS RECEIVABLE					3,000.00	- - - - -	- - - - -	- - - - -	-95,811.30	98,811.30
FUND EQUITIES:										
UNBLIGATED BALANCE					-78,932.75	- - - - -	- - - - -	- - - - -	30,416.40	-109,349.15
ACCOUNTS PAYABLE					-317,164.07	- - - - -	- - - - -	- - - - -	9,032.53	-326,196.60
UNDELIVERED ORDERS					-0-	- - - - -	- - - - -	- - - - -	-23,022.85	-0-
SUBTOTAL 14			1038		-0-	3,386,000.00	- - - - -	3,409,022.85	-23,022.85	-0-
SPECIAL FUND ACCOUNTS										
PLANNING, DEVELOPMENT AND OPERATIONS OF RECREATION FACILITIES, NATIONAL PARK SERVICE										
FUND RESOURCES:										
UNDISBURSED FUNDS	NO YEAR 14		5006		10,296,649.94	14,000,000.00	- - - - -	16,157,871.67	- - - - -	(8,138,778.27)
SUBTOTAL FY 1976					10,296,649.94	14,000,000.00	- - - - -	16,157,871.67	- - - - -	(8,138,778.27)
TRANSITION QUARTER UNDISBURSED FUNDS	NO YEAR 14		5006		(8,138,778.27)	5,000,000.00	- - - - -	3,887,719.25	- - - - -	9,251,059.02
SUBTOTAL TRANSITION QUARTER					(8,138,778.27)	5,000,000.00	- - - - -	3,887,719.25	- - - - -	9,251,059.02
ACCOUNTS RECEIVABLE					3,907.39	- - - - -	- - - - -	- - - - -	-2,685.94	6,593.33
FUND EQUITIES:										
UNBLIGATED BALANCE					-3,676,833.24	- - - - -	- - - - -	- - - - -	-83,442.23	-3,593,391.01
ACCOUNTS PAYABLE					-1,341,421.62	- - - - -	- - - - -	- - - - -	-599,550.65	-741,870.97
UNDELIVERED ORDERS					-5,282,302.47	- - - - -	- - - - -	- - - - -	-359,912.10	-4,922,390.37
SUBTOTAL 14			5006		-0-	19,000,000.00	- - - - -	20,045,590.92	-1,045,590.92	-0-

EDUCATIONAL EXPENSES, CHILDREN OF EMPLOYEES, YELLOWSTONE NATIONAL PARK										
FUND RESOURCES:										
UNDISBURSED FUNDS		NO YEAR 14	5663	57,748.80	381,180.72		248,518.65		(190,410.87)	
	SUBTOTAL	FY 1976		57,748.80	381,180.72		248,518.65		(190,410.87)	
TRANSITION QUARTER		NO YEAR 14	5663	(190,410.87)	334,064.00		131,155.03		393,319.84	
UNDISBURSED FUNDS		NO YEAR 14	5663	(190,410.87)	334,064.00		131,155.03		393,319.84	
	SUBTOTAL	TRANSITION QUARTER		1,699.27				1,699.27		
FUND EQUITIES:										
UNOBLIGATED BALANCE								385,335.99	-385,335.99	
ACCOUNTS PAYABLE				-462.75				1,507.78	-1,970.53	
UNDELIVERED ORDERS				-58,985.32				-52,972.00	-6,013.32	
	SUBTOTAL	14	5663	-0-	715,244.72		379,673.68	335,571.04	-0-	
PAYMENT FOR TAX LOSSES ON LAND ACQUIRED FOR GRAND TETON NATIONAL PARK, NATIONAL PARK SERVICE										
FUND RESOURCES:										
UNDISBURSED FUNDS		NO YEAR 14	5666		25,000.00		22,281.64		(2,718.36)	
	SUBTOTAL	FY 1976			25,000.00		22,281.64		(2,718.36)	
TRANSITION QUARTER		NO YEAR 14	5666	(2,718.36)	25,000.00				27,718.36	
UNDISBURSED FUNDS		NO YEAR 14	5666	(2,718.36)	25,000.00				27,718.36	
	SUBTOTAL	TRANSITION QUARTER								
FUND EQUITIES:										
UNOBLIGATED BALANCE								27,718.36	-27,718.36	
	SUBTOTAL	14	5666	-0-	50,000.00		22,281.64	27,718.36	-0-	
OPERATION, MANAGEMENT, MAINTENANCE, AND DEMOLITION OF FEDERALLY ACQUIRED PROPERTIES, INDEPENDENCE NATIONAL HISTORICAL PARK, NATIONAL PARK SERVICE										
FUND RESOURCES:										
UNDISBURSED FUNDS		NO YEAR 14	5667	36,103.75	12,320.32		36,103.75		(12,320.32)	
	SUBTOTAL	FY 1976		36,103.75	12,320.32		36,103.75		(12,320.32)	
TRANSITION QUARTER		NO YEAR 14	5667	(12,320.32)	3,679.99		100.99		15,899.32	
UNDISBURSED FUNDS		NO YEAR 14	5667	(12,320.32)	3,679.99		100.99		15,899.32	
	SUBTOTAL	TRANSITION QUARTER						-100.99	100.99	
FUND EQUITIES:										
UNOBLIGATED BALANCE								16,000.31	-16,000.31	
UNDELIVERED ORDERS				-36,103.75				-36,103.75		
	SUBTOTAL	14	5667	-0-	16,000.31		36,204.74	-20,204.43	-0-	
INTRAGOVERNMENTAL FUNDS										
CONSOLIDATED WORKING FUND, INTERIOR, NATIONAL PARK SERVICE										
FUND RESOURCES:										
UNDISBURSED FUNDS		NO YEAR 14	3910	210,743.41			-1,874,673.01		(2,085,416.42)	
	SUBTOTAL	FY 1976		210,743.41			-1,874,673.01		(2,085,416.42)	
TRANSITION QUARTER		NO YEAR 14	3910	(2,085,416.42)			788,680.19		1,296,736.23	
UNDISBURSED FUNDS		NO YEAR 14	3910	(2,085,416.42)			788,680.19		1,296,736.23	
	SUBTOTAL	TRANSITION QUARTER		490.62				-96,793.37	97,283.99	
FUND EQUITIES:										
UNOBLIGATED BALANCE				-118,726.99				328,129.31	-446,856.30	
ACCOUNTS PAYABLE				-11,692.94				92,817.53	-104,510.47	
UNDELIVERED ORDERS				-80,814.10				761,839.35	-842,653.45	
	SUBTOTAL	14	3910	-0-			-1,085,992.82	1,085,992.82	-0-	
TRUST FUND ACCOUNTS										
NATIONAL PARK SERVICE, DONATIONS										
FUND RESOURCES:										
UNDISBURSED FUNDS		NO YEAR 14	8037	1,958,048.93	1,111,592.06		1,814,020.42		(1,255,620.57)	
	SUBTOTAL	FY 1976		1,958,048.93	1,111,592.06		1,814,020.42		(1,255,620.57)	
TRANSITION QUARTER		NO YEAR 14	8037	(1,255,620.57)	408,332.01		506,410.23		1,157,542.35	
UNDISBURSED FUNDS		NO YEAR 14	8037	(1,255,620.57)	408,332.01		506,410.23		1,157,542.35	
	SUBTOTAL	TRANSITION QUARTER		36,632.85				34,250.41	2,382.44	
FUND EQUITIES:										
UNOBLIGATED BALANCE				-1,259,241.97				-472,761.73	-786,480.24	
ACCOUNTS PAYABLE				-117,281.63				-57,963.18	-59,318.45	
UNDELIVERED ORDERS				-618,158.18				-304,032.08	-314,126.10	
	SUBTOTAL	14	8037	-0-	1,519,924.07		2,320,430.65	-800,506.58	-0-	

Appropriations, Outlays, and Balances - Continued

Appropriation or Fund Account		Account symbol			Balances beginning of fiscal year 1/	Appropriations and other obligational authority 2/	Transfers, borrowings, and investments (net) 3/	Outlays (net)	Balances withdrawn and other transactions 4/	Balances end of fiscal year 5/
Title	Period of availability	Dept. Reg.	Account No.	Sub No.						
FISH AND WILDLIFE AND PARKS-CONTINUED										
NATIONAL PARK SERVICE-CONTINUED										
TRUST FUND ACCOUNTS-CONTINUED										
ADVANCES FROM DISTRICT OF COLUMBIA,										
NATIONAL PARK SERVICE										
FUND RESOURCES:										
UNDISBURSED FUNDS	NO YEAR 14		8038		\$100,000.00	- - - - -	- - - - -	\$19,277.33	- - - - -	( \$80,722.67)
	NO YEAR 14		8038		100,000.00	- - - - -	- - - - -	19,277.33	- - - - -	( 80,722.67)
	NO YEAR 14		8038		( 80,722.67)	- - - - -	- - - - -	80,579.57	- - - - -	143.10
	NO YEAR 14		8038		( 80,722.67)	- - - - -	- - - - -	80,579.57	- - - - -	143.10
	NO YEAR 14		8038		-100,000.00	- - - - -	- - - - -	- - - - -	-\$100,000.00	- - - - -
	NO YEAR 14		8038		- - - - -	- - - - -	- - - - -	- - - - -	143.10	-143.10
	NO YEAR 14		8038		- - - - -	- - - - -	- - - - -	99,856.90	-99,856.90	-0-
	NO YEAR 14		8052		11,244.21	\$2,540.00	- - - - -	- - - - -	- - - - -	( 13,784.21)
	NO YEAR 14		8052		63,500.00	- - - - -	- - - - -	- - - - -	- - - - -	( 63,500.00)
	NO YEAR 14		8052		74,744.21	2,540.00	- - - - -	- - - - -	- - - - -	( 77,284.21)
	NO YEAR 14		8052		( 13,784.21)	1,270.00	- - - - -	- - - - -	- - - - -	15,054.21
	NO YEAR 14		8052		( 63,500.00)	- - - - -	- - - - -	- - - - -	- - - - -	63,500.00
	NO YEAR 14		8052		( 77,284.21)	1,270.00	- - - - -	- - - - -	- - - - -	78,554.21
	NO YEAR 14		8052		-74,744.21	- - - - -	- - - - -	- - - - -	3,810.00	-78,554.21
	NO YEAR 14		8052		-0-	3,810.00	- - - - -	- - - - -	3,810.00	-0-
JEFFERSON NATIONAL EXPANSION										
MEMORIAL, CONTRIBUTION										
FUND RESOURCES:										
UNDISBURSED FUNDS	NO YEAR 14		8068		611,804.25	291,407.00	- - - - -	507,220.54	- - - - -	( 395,990.71)
	NO YEAR 14		8068		611,804.25	291,407.00	- - - - -	507,220.54	- - - - -	( 395,990.71)
	NO YEAR 14		8068		( 395,990.71)	- - - - -	- - - - -	75,434.16	- - - - -	320,556.55
	NO YEAR 14		8068		( 395,990.71)	- - - - -	- - - - -	75,434.16	- - - - -	320,556.55
	NO YEAR 14		8068		-152,909.01	- - - - -	- - - - -	- - - - -	-56,440.11	-96,468.90
	NO YEAR 14		8068		-6,733.26	- - - - -	- - - - -	- - - - -	-5,733.26	-1,000.00
	NO YEAR 14		8068		-52,161.98	- - - - -	- - - - -	- - - - -	-229,074.33	-223,087.65
	NO YEAR 14		8068		-0-	291,407.00	- - - - -	582,654.70	-291,247.70	-0-
TOTAL, NATIONAL PARK SERVICE FY 1976 . . . . .					- - - - -	325,795,040.10	- - - - -	394,185,157.75	61,279,061.71	- - - - -
TOTAL, NATIONAL PARK SERVICE T.Q. . . . .					- - - - -	100,262,346.00	- - - - -	112,295,464.33	-141,702,297.69	- - - - -
TOTAL, FISH AND WILDLIFE AND PARKS FY 1976 . . . . .					- - - - -	931,888,609.04	- - - - -	894,356,508.28	91,279,061.71	- - - - -
TOTAL, FISH AND WILDLIFE AND PARKS T.Q. . . . .					- - - - -	212,808,474.18	-\$20,000,000.00	255,108,090.14	-116,046,576.91	- - - - -
ENERGY AND MINERALS										
GEOLOGICAL SURVEY										
GENERAL FUND ACCOUNTS										
SURVEYS, INVESTIGATIONS, AND RESEARCH,										
GEOLOGICAL SURVEY										
FUND RESOURCES:										
UNDISBURSED FUNDS	NO YEAR 14		0804		74,183.68	- - - - -	- - - - -	52,671.60	- - - - -	( 21,512.08)
	NO YEAR 14		0804		- - - - -	272,836,000.00	- - - - -	- - - - -	- - - - -	( 22,338,625.10)
	NO YEAR 14		0804		39,223,202.14	- - - - -	- - - - -	250,497,374.90	- - - - -	( 5,961,192.91)
	NO YEAR 14		0804		2,526,117.30	- - - - -	- - - - -	33,262,009.23	- - - - -	( 918,527.62)
	NO YEAR 14		0804		667,632.52	- - - - -	- - - - -	1,607,589.68	- - - - -	( 53,939.73)
	NO YEAR 14		0804		- - - - -	- - - - -	- - - - -	613,692.79	- - - - -	- - - - -
	NO YEAR 14		0804		45,739.19	- - - - -	- - - - -	5,897.00	- - - - -	( 39,842.19)
	NO YEAR 14		0804		42,536,874.83	272,836,000.00	- - - - -	286,039,235.20	- - - - -	( 29,333,639.63)

TRANSITION QUARTER UNDISBURSED FUNDS			NO YEAR 14 0804	(21,512.08)			7,636.35		13,875.73
			1976	(22,338,625.10)	69,324,000.00		56,372,351.82	165,724.95	35,124,548.33
			1975	(5,961,192.51)			2,424,587.79	57,152.53	3,479,452.59
			1974	(918,527.62)			97,870.93	-333,927.19	
TRANSFER TO:			PRIOR YEARS	(53,939.73)			-32,378.46	-481,728.16	1,722,630.23
GENERAL SERVICES ADMINISTRATION			NO YEAR 47 14 0804	(39,842.19)			10,053.00		29,789.19
SUBTOTAL TRANSITION QUARTER				(29,333,639.63)	69,324,000.00		58,880,121.43	-592,777.87	40,370,296.07
ACCOUNTS RECEIVABLE				36,224,231.59				-275,332.25	36,499,563.84
FUND EQUITIES:									
UNOBLIGATED BALANCE				-20,463.99				430.79	-20,854.78
ACCOUNTS PAYABLE				-19,215,866.22				4,472,458.58	-23,688,324.80
UNDELIVERED ORDERS				-59,524,776.21				-6,364,135.88	-53,160,640.33
SUBTOTAL 14 0804				-0-	342,160,000.00		344,919,356.63	-2,759,356.63	-0-
SPECIAL FUND ACCOUNTS									
PAYMENTS FROM PROCEEDS, SALE OF WATER, MINERAL LEASING ACT OF 1920, SEC. 40, (D) (PERMANENT APPROPRIATION)									
FUND RESOURCES:									
UNDISBURSED FUNDS			NO YEAR 14 5662	28,314.37	1,675.96				(29,990.33)
SUBTOTAL FY 1976				28,314.37	1,675.96				(29,990.33)
TRANSITION QUARTER UNDISBURSED FUNDS			NO YEAR 14 5662	(29,990.33)	517.30				30,507.63
SUBTOTAL TRANSITION QUARTER				(29,990.33)	517.30				30,507.63
FUND EQUITIES:									
UNOBLIGATED BALANCE				-28,314.37				2,193.26	-30,507.63
SUBTOTAL 14 5662				-0-	2,193.26			2,193.26	-0-
INTRAGOVERNMENTAL FUNDS									
CONSOLIDATED WORKING FUND, INTERIOR, GEOLOGICAL SURVEY									
FUND RESOURCES:									
UNDISBURSED FUNDS			NO YEAR 14 3908	4,434,758.46			-6,254,812.61		(10,689,571.07)
			1976-77				-188,113.97		(188,113.97)
			1975-77				-9,630.18		(9,630.18)
			1976				-1,393,050.02		(1,393,050.02)
			1975-76	234,444.71			225,502.21		(8,942.50)
			1975	526,598.53			526,598.53		
			1974-75	229,559.18			229,559.18		
PRIOR YEARS									
SUBTOTAL FY 1976				5,425,360.88			-6,863,946.86		(12,289,307.74)
TRANSITION QUARTER UNDISBURSED FUNDS			NO YEAR 14 3908	(10,689,571.07)			5,838,965.02		4,850,606.05
			1976-77	(188,113.97)			-1,328,499.88		1,516,613.85
			1975-77	(9,630.18)			7,345.90		2,284.28
			1976	(1,393,050.02)			612,122.95		780,927.07
			1975-76	(8,942.50)			8,942.50		
			1975						
			1974-75						
PRIOR YEARS									
SUBTOTAL TRANSITION QUARTER				(12,289,307.74)			5,138,876.49		7,150,431.25
ACCOUNTS RECEIVABLE				4,906,036.93				-3,459,381.30	8,365,418.23
FUND EQUITIES:									
ACCOUNTS PAYABLE				-10,331,397.81				5,184,451.67	-15,515,849.48
SUBTOTAL 14 3908				-0-			-1,725,070.37	1,725,070.37	-0-
TOTAL, GEOLOGICAL SURVEY FY 1976					272,837,675.96		279,175,288.34		
TOTAL, GEOLOGICAL SURVEY T.Q.					69,324,517.30		64,018,997.92	-1,032,093.00	
MINING ENFORCEMENT AND SAFETY ADMINISTRATION									
GENERAL FUND ACCOUNTS									
SALARIES AND EXPENSES, MINING ENFORCEMENT AND SAFETY ADMINISTRATION									
FUND RESOURCES:									
UNDISBURSED FUNDS			NO YEAR 14 1200		1,500,000.00	-1,500,000.00			
			1976		82,965,000.00		73,196,874.72		(9,768,125.28)
			1975	5,853,315.93			5,575,094.80		(278,221.13)
TRANSFER TO:									
GENERAL SERVICES ADMINISTRATION			NO YEAR 47 14 1200	6,674,681.53		1,500,000.00	5,475,029.10		(2,699,652.43)
SUBTOTAL FY 1976				12,527,997.46	84,465,000.00		84,246,998.62		(12,745,998.84)
TRANSITION QUARTER UNDISBURSED FUNDS			1976 14 1200	(9,768,125.28)	20,934,000.00	200,000.00	19,825,039.02	20,454.60	11,056,631.66
			1975	(278,221.13)			76,436.21	-85,465.25	287,250.17

FOOTNOTES AT END OF CHAPTER

Appropriations, Outlays, and Balances - Continued

Appropriation or Fund Account		Account symbol			Balances beginning of fiscal year 1/	Appropriations and other obligational authority 2/	Transfers, borrowings, and investments (net) 2/	Outlays (net)	Balances withdrawn and other transactions 4/	Balances end of fiscal year 5/
Title	Period of availability	Dept. Reg.	Account No.	Sub No.						
ENERGY AND MINERALS-CONTINUED										
MINING ENFORCEMENT AND SAFETY ADMINISTRATION-CONTINUED										
GENERAL FUND ACCOUNTS-CONTINUED										
SALARIES AND EXPENSES, MINING ENFORCEMENT AND SAFETY ADMINISTRATION-CONTINUED										
TRANSITION QUARTER-CONTINUED										
TRANSFER TO:										
GENERAL SERVICES ADMINISTRATION	NO YEAR	47	14	1200	(\$2,699,652.43)	---	---	\$567,853.55	---	\$2,131,798.88
SUBTOTAL TRANSITION QUARTER					(12,745,998.84)	\$20,934,000.00	\$200,000.00	20,469,328.78	-\$65,010.65	13,475,680.71
ACCOUNTS RECEIVABLE					521,707.65	---	---	---	-141,843.68	663,551.33
FUND EQUITIES:										
UNOBLIGATED BALANCE					-769,982.37	---	---	---	502,828.70	-1,272,811.07
ACCOUNTS PAYABLE					-3,923,859.01	---	---	---	1,256,437.83	-5,180,296.84
UNDELIVERED ORDERS					-8,355,863.73	---	---	---	-669,739.60	-7,686,124.13
SUBTOTAL 14				1200	-0-	105,399,000.00	200,000.00	104,716,327.40	882,672.60	-0-
INTRAGOVERNMENTAL FUNDS										
CONSOLIDATED WORKING FUND, INTERIOR, MINING ENFORCEMENT AND SAFETY ADMINISTRATION										
FUND RESOURCES:										
UNDISBURSED FUNDS	NO YEAR	14		3912	6,874.42	---	---	241.42	---	(6,633.00)
	1976				---	---	---	-80,363.19	---	(80,363.19)
	1975				7,857.22	---	---	7,857.22	---	---
SUBTOTAL FY 1976					14,731.64	---	---	-72,264.55	---	(86,996.19)
TRANSITION QUARTER	NO YEAR	14		3912	(6,633.00)	---	---	---	---	6,633.00
UNDISBURSED FUNDS	1976				(80,363.19)	---	---	38,359.60	2,698.19	39,305.40
	1975				---	---	---	---	---	---
SUBTOTAL TRANSITION QUARTER					(86,996.19)	---	---	38,359.60	2,698.19	45,938.40
ACCOUNTS RECEIVABLE					---	---	---	---	-56,000.00	56,000.00
UNFILLED CUSTOMER ORDERS					16,974.42	---	---	---	-77,954.87	94,929.29
FUND EQUITIES:										
UNOBLIGATED BALANCE					-6,765.47	---	---	---	-6,765.47	---
ACCOUNTS PAYABLE					-14,731.64	---	---	---	89,904.95	-104,636.59
UNDELIVERED ORDERS					-10,208.95	---	---	---	82,022.15	-92,231.10
SUBTOTAL 14				3912	-0-	---	---	-33,904.95	33,904.95	-0-
TRUST FUND ACCOUNTS										
CONTRIBUTED FUNDS, MINING ENFORCEMENT AND SAFETY ADMINISTRATION										
FUND RESOURCES:										
UNDISBURSED FUNDS	NO YEAR	14		8288	34,508.51	---	---	-111,563.45	---	(146,071.96)
SUBTOTAL FY 1976					34,508.51	---	---	-111,563.45	---	(146,071.96)
TRANSITION QUARTER	NO YEAR	14		8288	(146,071.96)	---	---	141,175.78	---	4,896.18
UNDISBURSED FUNDS	1976				(146,071.96)	---	---	141,175.78	---	4,896.18
SUBTOTAL TRANSITION QUARTER					34,508.51	---	---	---	29,612.33	4,896.18
UNFILLED CUSTOMER ORDERS					---	---	---	---	---	---
FUND EQUITIES:										
UNOBLIGATED BALANCE					-12,739.26	---	---	---	-7,843.08	-4,896.18
ACCOUNTS PAYABLE					-40,628.51	---	---	---	-35,732.33	-4,896.18
UNDELIVERED ORDERS					-15,649.25	---	---	---	-15,649.25	---
SUBTOTAL 14				8288	-0-	---	---	29,612.33	-29,612.33	-0-
TOTAL, MINING ENFORCEMENT AND SAFETY ADMINISTRATION FY 1976					---	84,465,000.00	---	84,063,170.62	---	---
TOTAL, MINING ENFORCEMENT AND SAFETY ADMINISTRATION T.O.					---	20,934,000.00	200,000.00	20,648,864.16	886,965.22	---
BUREAU OF MINES										
GENERAL FUND ACCOUNTS										
MINES AND MINERALS, BUREAU OF MINES										
FUND RESOURCES:										
UNDISBURSED FUNDS	NO YEAR	14		0959	56,013,683.57	96,610,000.00	---	69,621,981.46	---	(83,001,702.11)
	1976				---	62,208,000.00	---	44,264,477.35	---	(17,943,522.65)
	1975				15,525,396.39	---	---	12,012,178.29	---	(3,513,218.10)
	1974				11,119,837.21	---	---	8,881,946.88	---	(2,237,890.33)
PRIOR YEARS					211,047.56	---	---	51,771.85	---	(159,275.71)

TRANSFER TO:		NO YEAR 47 14 0959	666,000.00	- - - - -	- - - - -	41,720.49	- - - - -	(624,279.51)
GENERAL SERVICES ADMINISTRATION		NO YEAR 47 14 0959	666,000.00	- - - - -	- - - - -	41,720.49	- - - - -	(624,279.51)
SUBTOTAL		FY 1976	83,535,964.73	158,818,000.00	- - - - -	134,874,076.32	- - - - -	(107,479,888.41)
TRANSITION QUARTER		NO YEAR 14 0959	(83,001,702.11)	22,600,000.00	- - - - -	15,947,558.20	- - - - -	89,654,143.91
UNDISBURSED FUNDS		1976	(17,943,522.65)	16,910,000.00	- - - - -	13,252,409.26	349,254.68	21,051,858.71
		1975	(3,513,218.10)	- - - - -	- - - - -	1,964,311.56	-301,993.45	1,850,859.99
		1974	(2,237,890.33)	- - - - -	- - - - -	-551,769.59	111,879.36	- - - - -
		PRIOR YEARS	(159,275.71)	- - - - -	- - - - -	2,677,780.56	69,582.54	2,768,333.23
TRANSFER TO:		NO YEAR 47 14 0959	(624,279.51)	- - - - -	- - - - -	428.47	- - - - -	623,851.04
GENERAL SERVICES ADMINISTRATION		NO YEAR 47 14 0959	(624,279.51)	- - - - -	- - - - -	428.47	- - - - -	623,851.04
SUBTOTAL TRANSITION QUARTER			(107,479,888.41)	39,510,000.00	-200,000.00	30,612,078.40	228,723.13	115,949,086.88
ACCOUNTS RECEIVABLE			1,469,481.13	- - - - -	- - - - -	- - - - -	221,272.22	1,248,208.91
FUND EQUITIES:								
UNOBLIGATED BALANCE			-8,596,674.66	- - - - -	- - - - -	- - - - -	-4,410,739.16	-4,185,935.50
ACCOUNTS PAYABLE			-7,740,941.71	- - - - -	- - - - -	- - - - -	7,684,191.29	-15,425,133.00
UNDELIVERED ORDERS			-68,667,829.49	- - - - -	- - - - -	- - - - -	28,918,397.80	-97,586,227.29
SUBTOTAL 14 0959			-0-	198,328,000.00	-200,000.00	165,486,154.72	32,641,845.28	-0-
DRAINAGE OF ANTHRACITE MINES, BUREAU OF MINES								
FUND RESOURCES:								
UNDISBURSED FUNDS		NO YEAR 14 0956	3,805,403.30	- - - - -	- - - - -	- - - - -	- - - - -	(3,805,403.30)
SUBTOTAL		FY 1976	3,805,403.30	- - - - -	- - - - -	- - - - -	- - - - -	(3,805,403.30)
TRANSITION QUARTER		NO YEAR 14 0956	(3,805,403.30)	- - - - -	- - - - -	-4,563.50	- - - - -	3,809,966.80
UNDISBURSED FUNDS		NO YEAR 14 0956	(3,805,403.30)	- - - - -	- - - - -	-4,563.50	- - - - -	3,809,966.80
FUND EQUITIES:								
UNOBLIGATED BALANCE			-3,775,248.28	- - - - -	- - - - -	- - - - -	34,718.52	-3,809,966.80
UNDELIVERED ORDERS			-30,155.02	- - - - -	- - - - -	- - - - -	-30,155.02	- - - - -
SUBTOTAL 14 0956			-0-	- - - - -	- - - - -	-4,563.50	4,563.50	-0-
SOLID WASTE DISPOSAL, BUREAU OF MINES								
FUND RESOURCES:								
UNDISBURSED FUNDS		NO YEAR 14 0958	15,088.22	- - - - -	- - - - -	- - - - -	- - - - -	(15,088.22)
SUBTOTAL		FY 1976	15,088.22	- - - - -	- - - - -	- - - - -	- - - - -	(15,088.22)
TRANSITION QUARTER		NO YEAR 14 0958	(15,088.22)	- - - - -	- - - - -	- - - - -	15,088.22	- - - - -
UNDISBURSED FUNDS		NO YEAR 14 0958	(15,088.22)	- - - - -	- - - - -	- - - - -	15,088.22	- - - - -
FUND EQUITIES:								
UNOBLIGATED BALANCE			-10,155.94	- - - - -	- - - - -	- - - - -	-10,155.94	- - - - -
ACCOUNTS PAYABLE			-4,932.28	- - - - -	- - - - -	- - - - -	-4,932.28	- - - - -
SUBTOTAL 14 0958			-0-	- - - - -	- - - - -	- - - - -	- - - - -	-0-
PUBLIC ENTERPRISE FUNDS								
HELIUM FUND, BUREAU OF MINES								
FUND RESOURCES:								
UNDISBURSED FUNDS		NO YEAR 14 4053	7,222,027.18	- - - - -	-1,000,000.00	-1,942,393.34	- - - - -	(8,164,420.52)
UNFUNDED CONTRACT AUTHORITY		NO YEAR 14 4053	36,322,605.00	47,500,000.00	- - - - -	- - - - -	8,475,000.00	(36,322,605.00)
AUTHORITY TO BORROW FROM THE TREASURY			3,127,000.00	- - - - -	1,000,000.00	- - - - -	- - - - -	(4,127,000.00)
SUBTOTAL		FY 1976	46,671,632.18	47,500,000.00	- - - - -	-1,942,393.34	47,500,000.00	(48,614,025.52)
TRANSITION QUARTER		NO YEAR 14 4053	(8,164,420.52)	- - - - -	1,000,000.00	-247,845.58	14,000,000.00	8,412,266.10
UNDISBURSED FUNDS		NO YEAR 14 4053	(8,164,420.52)	- - - - -	1,000,000.00	-247,845.58	14,000,000.00	8,412,266.10
UNFUNDED CONTRACT AUTHORITY			(36,322,605.00)	- - - - -	- - - - -	- - - - -	8,691,876.00	29,402,729.00
AUTHORITY TO BORROW FROM THE TREASURY			(4,127,000.00)	- - - - -	-1,000,000.00	- - - - -	- - - - -	3,127,000.00
SUBTOTAL TRANSITION QUARTER			(48,614,025.52)	- - - - -	- - - - -	-247,845.58	7,919,876.00	40,941,955.10
ACCOUNTS RECEIVABLE			2,073,533.66	- - - - -	- - - - -	- - - - -	47,925.36	2,025,608.30
FUND EQUITIES:								
UNOBLIGATED BALANCE			-11,362,465.93	- - - - -	- - - - -	- - - - -	1,151,600.40	-12,514,066.33
ACCOUNTS PAYABLE			-37,290,969.19	- - - - -	- - - - -	- - - - -	-6,941,587.23	-30,349,381.96
UNDELIVERED ORDERS			-91,730.72	- - - - -	- - - - -	- - - - -	12,424.39	-104,155.11
SUBTOTAL 14 4053			-0-	47,500,000.00	- - - - -	-2,190,238.92	49,690,238.92	-0-
INTRAGOVERNMENTAL FUNDS								
CONSOLIDATED WORKING FUND, INTERIOR								
FUND RESOURCES:								
UNDISBURSED FUNDS		NO YEAR 14 3909	2,936,010.65	- - - - -	- - - - -	-1,466,489.88	- - - - -	(4,402,500.53)
		1976	- - - - -	- - - - -	- - - - -	-792,203.59	- - - - -	(792,203.59)
		1975	112,622.08	- - - - -	- - - - -	-18,494.88	- - - - -	(131,116.56)
		1974-75	51,866.21	- - - - -	- - - - -	42,659.87	- - - - -	(9,206.34)
		1974	29,795.88	- - - - -	- - - - -	39,180.28	- - - - -	(-9,384.40)
		1973-74	32.57	- - - - -	- - - - -	-29,967.43	- - - - -	(30,000.00)
		PRIOR YEARS	9,507.91	- - - - -	- - - - -	2,939.74	- - - - -	(6,568.17)
SUBTOTAL		FY 1976	3,139,835.30	- - - - -	- - - - -	-2,222,375.89	- - - - -	(5,362,211.19)





TRANSITION QUARTER UNDISBURSED FUNDS			1976 14	1500	(79,349.74)	259,000.00	275,223.02	4,385.06	58,741.66	
			1975		(1,643.80)			1,643.80		
			1974		(118.00)			118.00		
SUBTOTAL TRANSITION QUARTER					(81,111.54)	259,000.00	275,223.02	6,146.86	58,741.66	
FUND EQUITIES:										
ACCOUNTS PAYABLE					-68,032.32			-14,629.11	-53,403.21	
UNDELIVERED ORDERS					-11,464.89			-6,126.44	-5,338.45	
SUBTOTAL 14			1500		-0-	1,316,500.00	1,331,108.69	-14,608.69	-0-	
INTRAGOVERNMENTAL FUNDS										
CONSOLIDATED WORKING FUND, INTERIOR, ALASKA POWER ADMINISTRATION										
FUND RESOURCES:										
UNDISBURSED FUNDS			NO YEAR 14	3915	35,536.00		-56,534.91		(92,070.91)	
SUBTOTAL FY 1976					35,536.00		-56,534.91		(92,070.91)	
TRANSITION QUARTER UNDISBURSED FUNDS			NO YEAR 14	3915	(92,070.91)		-6,660.91		98,731.82	
SUBTOTAL TRANSITION QUARTER					(92,070.91)		-6,660.91		98,731.82	
FUND EQUITIES:										
UNOBLIGATED BALANCE					-14,300.00			-11,000.00	-3,300.00	
ACCOUNTS PAYABLE					-2,353.40			15,224.32	-17,577.72	
UNDELIVERED ORDERS					-18,882.60			58,971.50	-77,854.10	
SUBTOTAL 14			3915		-0-		-63,195.82	63,195.82	-0-	
TOTAL, ALASKA POWER ADMINISTRATION FY 1976 . . . . .						1,659,500.00	1,604,770.93			
TOTAL, ALASKA POWER ADMINISTRATION T.Q. . . . .						457,000.00	425,914.44	85,814.63		
BONNEVILLE POWER ADMINISTRATION										
PUBLIC ENTERPRISE FUNDS										
BONNEVILLE POWER ADMINISTRATION FUND										
FUND RESOURCES:										
UNDISBURSED FUNDS			NO YEAR 14	4045	87,885,242.40		-23,330,000.00	-54,207,684.58	<sup>14</sup> 118,667,462.00	(95,464.58)
AUTHORITY TO BORROW FROM THE TREASURY					1,250,000,000.00					(1,250,000,000.00)
INVESTMENTS IN PUBLIC DEBT SECURITIES					10,815,000.00		23,330,000.00			(34,145,000.00)
SUBTOTAL FY 1976					1,348,700,242.40		-54,207,684.58	118,667,462.00		(1,284,240,464.58)
TRANSITION QUARTER										
UNDISBURSED FUNDS			NO YEAR 14	4045	(95,464.58)		-5,200,000.00	-35,696,367.22	<sup>14</sup> 31,260,575.08	11-668,742.88
AUTHORITY TO BORROW FROM THE TREASURY					(1,250,000,000.00)					1,250,000,000.00
INVESTMENTS IN PUBLIC DEBT SECURITIES					(34,145,000.00)		5,200,000.00			39,345,000.00
SUBTOTAL TRANSITION QUARTER					(1,284,240,464.58)		-35,696,367.22	31,260,575.08		1,288,676,257.12
ACCOUNTS RECEIVABLE					1,168,717.87			-5,535,487.66		6,704,205.53
FUND EQUITIES:										
UNOBLIGATED BALANCE					-1,257,055,758.86			-27,273,191.63	<sup>18</sup> -1,229,782,567.23	
ACCOUNTS PAYABLE					-23,713,814.15			-1,164,874.01		-22,548,940.14
UNDELIVERED ORDERS					-69,099,387.26			-26,050,431.98		-43,048,955.28
SUBTOTAL 14			4045		-0-		-89,904,051.80	89,904,051.80		-0-
TOTAL, BONNEVILLE POWER ADMINISTRATION FY 1976 . . . . .							-54,207,684.58	118,667,462.00		
TOTAL, BONNEVILLE POWER ADMINISTRATION T.Q. . . . .							-35,696,367.22	-28,763,410.20		
SOUTHEASTERN POWER ADMINISTRATION										
GENERAL FUND ACCOUNTS										
OPERATION AND MAINTENANCE, SOUTHEASTERN POWER ADMINISTRATION										
FUND RESOURCES:										
UNDISBURSED FUNDS			1976 14	0573		1,000,000.00		774,573.66		(225,426.34)
			1975		30,923.04			27,705.42		(3,217.62)
			1974		2,082.63			80.98		(2,001.65)
SUBTOTAL FY 1976					33,005.67	1,000,000.00		802,360.06		(230,645.61)
TRANSITION QUARTER										
UNDISBURSED FUNDS			1976 14	0573	(225,426.34)	257,000.00		195,372.52	232,813.60	54,240.22
			1975		(3,217.62)			1,246.57	1,886.68	84.37
			1974		(2,001.65)		-1,467.50		534.15	
SUBTOTAL TRANSITION QUARTER			PRIOR YEARS		(230,645.61)	257,000.00	1,467.50			1,467.50
ACCOUNTS RECEIVABLE					751.54			196,619.09	235,234.43	55,792.09
FUND EQUITIES:										
ACCOUNTS PAYABLE					-30,134.07				22,894.36	-53,028.43
UNDELIVERED ORDERS					-3,623.14				2,346.58	-5,969.72
SUBTOTAL 14			0573		-0-	1,257,000.00		998,979.15	258,020.85	-0-

FOOTNOTES AT END OF CHAPTER



UNOBLIGATED BALANCE		SUBTOTAL 14	5649	-235,436.77	-0-	-64,563.23	64,563.23	64,563.23	-300,000.00	
TOTAL, SOUTHWESTERN POWER ADMINISTRATION FY 1976 . . . . .						6,760,000.00		4,649,957.75		
TOTAL, SOUTHWESTERN POWER ADMINISTRATION T.Q. . . . .						1,999,000.00		1,736,861.58	2,372,180.67	
TOTAL, ENERGY AND MINERALS FY 1976 . . . . .						573,696,901.68		447,590,849.05	166,167,462.00	
TOTAL, ENERGY AND MINERALS T.Q. . . . .						132,908,656.15		82,719,701.38	10,127,545.40	
INDIAN AFFAIRS										
BUREAU OF INDIAN AFFAIRS										
GENERAL FUND ACCOUNTS										
OPERATION OF INDIAN PROGRAMS, BUREAU OF INDIAN AFFAIRS										
FUND RESOURCES:										
UNDISBURSED FUNDS										
	1976-77 14	2100				30,952,000.00		17,455,006.24		(13,496,993.76)
	1976					535,166,000.00		446,950,948.25		(88,215,051.75)
	1975-76						519,186.45	350,094.04		(169,092.41)
	1975					68,010,502.92	-519,186.45	59,318,741.58		(8,172,574.89)
	1975-OCTOBER 1, 1975	14	2100	91		200,000.00		192,167.99		(7,832.01)
	SUBTOTAL FY 1976					68,210,502.92		524,266,958.10		(110,061,544.82)
TRANSITION QUARTER UNDISBURSED FUNDS										
	1976-77 14	2100				(13,496,993.76)		7,300,000.00		15,338,366.74
	1976					(88,215,051.75)		169,907,000.00		125,952,020.00
	1975-76					(169,092.41)		139,882.53		29,209.88
	1975					(8,172,574.89)		2,082,286.93		4,991,381.80
	1975-OCTOBER 1, 1975	14	2100	91		(7,832.01)		3,666.94		4,028.20
	SUBTOTAL TRANSITION QUARTER					(110,061,544.82)		139,135,649.06		146,315,026.62
						9,621,777.31		1,817,869.14		29,309,333.09
ACCOUNTS RECEIVABLE										
FUND EQUITIES:										
UNOBLIGATED BALANCE										
ACCOUNTS PAYABLE										
UNDELIVERED ORDERS										
						-304,643.00				2,773,185.99
						-23,129,217.31				5,874,160.08
						-54,398,419.92				89,144,733.41
	SUBTOTAL 14	2100				-0-		743,325,000.00		663,402,607.16
										79,922,392.84
GENERAL ADMINISTRATIVE EXPENSES, BUREAU OF INDIAN AFFAIRS										
FUND RESOURCES:										
UNDISBURSED FUNDS										
	1974 14	2016				166,789.18		16,504.09		(150,285.09)
	PRIOR YEARS							156.00		(-156.00)
	SUBTOTAL FY 1976					166,789.18		16,660.09		(150,129.09)
TRANSITION QUARTER UNDISBURSED FUNDS										
	1974 14	2016				(150,285.09)		-154,360.60		67.55
	PRIOR YEARS					(-156.00)		154,360.60		-4,143.06
	SUBTOTAL TRANSITION QUARTER					(150,129.09)		67.55		-156.00
						119,292.27				-4,299.06
ACCOUNTS RECEIVABLE										
FUND EQUITIES:										
ACCOUNTS PAYABLE										
UNDELIVERED ORDERS										
						-7,837.69				-2,071.37
						-278,243.76				-10,357.21
	SUBTOTAL 14	2016				-0-		16,727.64		-16,727.64
RESOURCES MANAGEMENT, BUREAU OF INDIAN AFFAIRS										
FUND RESOURCES:										
UNDISBURSED FUNDS										
	1974 14	2201				3,362,347.93		1,822,532.77		(1,539,815.16)
	PRIOR YEARS					737,133.43		134,141.51		(602,991.92)
	SUBTOTAL FY 1976					4,099,481.36		1,956,674.28		(2,142,807.08)
TRANSITION QUARTER UNDISBURSED FUNDS										
	1974 14	2201				(1,539,815.16)		-1,161,428.66		97,349.20
	PRIOR YEARS					(602,991.92)		1,161,428.66		65,130.56
	SUBTOTAL TRANSITION QUARTER					(2,142,807.08)		162,479.76		308,752.97
						1,225,543.67				655,605.81
ACCOUNTS RECEIVABLE										
FUND EQUITIES:										
ACCOUNTS PAYABLE										
UNDELIVERED ORDERS										
						-528,603.51				-288,460.60
						-4,796,421.52				-2,795,052.22
	SUBTOTAL 14	2201				-0-		2,119,154.04		-2,119,154.04

FOOTNOTES AT END OF CHAPTER

Appropriations, Outlays, and Balances - Continued

Appropriation or Fund Account		Account symbol			Balances beginning of fiscal year <u>1/</u>	Appropriations and other obligational authority <u>2/</u>	Transfers, borrowings, and investments (net) <u>3/</u>	Outlays (net)	Balances withdrawn and other transactions <u>4/</u>	Balances end of fiscal year <u>5/</u>
Title	Period of availability	Dept. Reg	Account No.	Sub. No.						
INDIAN AFFAIRS-CONTINUED										
BUREAU OF INDIAN AFFAIRS-CONTINUED										
GENERAL FUND ACCOUNTS-CONTINUED										
EDUCATION AND WELFARE SERVICES,										
BUREAU OF INDIAN AFFAIRS										
FUND RESOURCES:										
UNDISBURSED FUNDS	1974	14	2507		\$2,282,282.89	- - - - -	\$928,259.74	- - - - -	( \$1,354,023.15)	
	PRIOR YEARS				3,495,329.94	- - - - -	-46,646.62	- - - - -	(3,541,976.56)	
	SUBTOTAL FY 1976				5,777,612.83	- - - - -	881,613.12	- - - - -	(4,895,999.71)	
TRANSITION QUARTER										
UNDISBURSED FUNDS	1974	14	2507		(1,354,023.15)	- - - - -	31,502.70	\$756,922.17	- - - - -	
	PRIOR YEARS				(3,541,976.56)	- - - - -	558,855.35	1,552,949.94	1,995,769.55	
	SUBTOTAL TRANSITION QUARTER				(4,895,999.71)	- - - - -	590,358.05	2,309,872.11	1,995,769.55	
ACCOUNTS RECEIVABLE					3,755,804.90	- - - - -	- - - - -	1,566,355.52	2,189,449.38	
FUND EQUITIES:										
ACCOUNTS PAYABLE					-578,813.83	- - - - -	- - - - -	-354,035.04	-224,778.79	
UNDELIVERED ORDERS					-8,954,603.90	- - - - -	- - - - -	-4,994,163.76	-3,960,440.14	
	SUBTOTAL 14	2507			-0-	- - - - -	1,471,971.17	-1,471,971.17	-0-	
CONSTRUCTION, BUREAU OF INDIAN AFFAIRS										
FUND RESOURCES:										
UNDISBURSED FUNDS	NO YEAR	14	2301		61,324,764.27	\$80,672,000.00	-22,750,000.00	36,778,620.87	( 82,468,143.40)	
TRANSFER TO:										
BUREAU OF RECLAMATION	NO YEAR	14	2301	6	2,862,817.30	- - - - -	22,750,000.00	- - - - -	(4,199,675.13)	
HEALTH, EDUCATION, AND WELFARE,	NO YEAR	75 14	2301	3	538.76	- - - - -	- - - - -	- - - - -	( 538.76)	
HEALTH SERVICES ADMINISTRATION	NO YEAR	96 14	2301		17,363.62	- - - - -	- - - - -	- - - - -	( 186.02)	
CORPS OF ENGINEERS, CIVIL	SUBTOTAL	FY 1976			64,205,483.95	80,672,000.00	- - - - -	58,208,940.64	(86,668,543.31)	
TRANSITION QUARTER										
UNDISBURSED FUNDS	NO YEAR	14	2301		(82,468,143.40)	13,550,000.00	-6,105,000.00	11,154,745.20	78,758,358.20	
TRANSFER TO:										
BUREAU OF RECLAMATION	NO YEAR	14	2301	6	(4,199,675.13)	- - - - -	6,105,000.00	- - - - -	2,018,012.13	
HEALTH, EDUCATION, AND WELFARE,	NO YEAR	75 14	2301	3	(538.76)	- - - - -	- - - - -	- - - - -	538.76	
HEALTH SERVICES ADMINISTRATION	NO YEAR	96 14	2301		(186.02)	- - - - -	- - - - -	- - - - -	186.02	
CORPS OF ENGINEERS, CIVIL	SUBTOTAL	TRANSITION QUARTER			(86,668,543.31)	13,550,000.00	- - - - -	19,441,408.20	80,777,135.11	
ACCOUNTS RECEIVABLE					3,533,071.00	- - - - -	- - - - -	-242,140.45	3,775,211.45	
FUND EQUITIES:										
UNOBLIGATED BALANCE					-44,188,222.14	- - - - -	- - - - -	7,812,686.07	-52,000,908.21	
ACCOUNTS PAYABLE					-6,557,469.65	- - - - -	- - - - -	-2,864,737.47	-3,692,732.18	
UNDELIVERED ORDERS					-16,992,863.16	- - - - -	- - - - -	11,865,843.01	-28,858,706.17	
	SUBTOTAL 14	2301			-0-	94,222,000.00	- - - - -	77,650,348.84	16,571,651.16	
ROAD CONSTRUCTION, LIQUIDATION OF CONTRACT AUTHORITY, BUREAU OF INDIAN AFFAIRS										
FUND RESOURCES:										
UNDISBURSED FUNDS	NO YEAR	14	2364		-833,293.06	76,705,000.00	-1,137,168.00	61,373,723.96	(13,360,814.98)	
TRANSFER TO:										
TRANSPORTATION, FEDERAL	NO YEAR	69 14	2364	5	215,533.32	- - - - -	1,137,168.00	- - - - -	( 854,849.33)	
HIGHWAY ADMINISTRATION	NO YEAR	14	2364		164,412,071.00	7-76,705,000.00	- - - - -	- - - - -	(87,707,071.00)	
UNFUNDED CONTRACT AUTHORITY	SUBTOTAL	FY 1976			163,794,311.26	- - - - -	- - - - -	61,871,575.95	(101,922,735.31)	
TRANSITION QUARTER										
UNDISBURSED FUNDS	NO YEAR	14	2364		(13,360,814.98)	28,000,000.00	-152,925.01	20,022,326.93	21,185,563.04	
TRANSFER TO:										
TRANSPORTATION, FEDERAL	NO YEAR	69 14	2364	5	( 854,849.33)	- - - - -	152,925.01	- - - - -	925,438.78	
HIGHWAY ADMINISTRATION	NO YEAR	14	2364		(87,707,071.00)	7-28,000,000.00	- - - - -	- - - - -	59,707,071.00	
UNFUNDED CONTRACT AUTHORITY	SUBTOTAL	TRANSITION QUARTER			(101,922,735.31)	- - - - -	- - - - -	20,104,662.49	81,818,072.82	
ACCOUNTS RECEIVABLE					2,992,160.57	- - - - -	- - - - -	1,413,092.37	1,579,068.20	
FUND EQUITIES:										
UNOBLIGATED BALANCE					-136,044,160.76	- - - - -	- - - - -	-93,457,889.70	-42,586,271.06	
ACCOUNTS PAYABLE					-5,767,629.35	- - - - -	- - - - -	-1,639,984.13	-4,127,645.22	
UNDELIVERED ORDERS					-24,974,681.72	- - - - -	- - - - -	11,708,543.02	-36,683,224.74	
	SUBTOTAL 14	2364			-0-	- - - - -	81,976,238.44	-81,976,238.44	-0-	

CLAIMS AND TREATY OBLIGATIONS, BUREAU OF INDIAN AFFAIRS										
FUND RESOURCES:										
UNDISBURSED FUNDS										
		NO YEAR 14	2623	37,452.56	795,000.00		762,422.68		(70,029.88)	
	SUBTOTAL	FY 1976		37,452.56	795,000.00		762,422.68		(70,029.88)	
TRANSITION QUARTER										
UNDISBURSED FUNDS										
		NO YEAR 14	2623	(70,029.88)	97,751.11		137,455.84		30,325.15	
	SUBTOTAL	TRANSITION QUARTER		(70,029.88)	97,751.11		137,455.84		30,325.15	
FUND EQUITIES:										
ACCOUNTS PAYABLE										
UNDELIVERED ORDERS										
				-6,929.06				-6,910.19	-18.87	
				-30,523.50				-217.22	-30,306.28	
	SUBTOTAL	14	2623	-0-	892,751.11		899,878.52	-7,127.41	-0-	
ALASKA NATIVE FUND, BUREAU OF INDIAN AFFAIRS										
FUND RESOURCES:										
UNDISBURSED FUNDS										
		1976 14	2626		71,600,000.00		71,600,000.00			
	SUBTOTAL	FY 1976			71,600,000.00		71,600,000.00			
TRANSITION QUARTER										
UNDISBURSED FUNDS										
		1976 14	2626		40,000,000.00		40,000,000.00			
	SUBTOTAL	TRANSITION QUARTER			40,000,000.00		40,000,000.00			
	SUBTOTAL	14	2626	-0-	111,600,000.00		111,600,000.00		-0-	
SPECIAL FUND ACCOUNTS										
INDIAN ARTS AND CRAFTS FUND										
FUND RESOURCES:										
UNDISBURSED FUNDS										
		NO YEAR 14	5130	4,273.86	2,032.60		-1,770.00		(8,076.46)	
	SUBTOTAL	FY 1976		4,273.86	2,032.60		-1,770.00		(8,076.46)	
TRANSITION QUARTER										
UNDISBURSED FUNDS										
		NO YEAR 14	5130	(8,076.46)	15,250.00				23,326.46	
	SUBTOTAL	TRANSITION QUARTER		(8,076.46)	15,250.00				23,326.46	
FUND EQUITIES:										
UNOBLIGATED BALANCE										
UNDELIVERED ORDERS										
				-4,273.86				4,052.60	-8,326.46	
								15,000.00	-15,000.00	
	SUBTOTAL	14	5130	-0-	17,282.60		-1,770.00	19,052.60	-0-	
ACQUISITION OF LANDS AND LOANS TO INDIANS IN OKLAHOMA, ACT JUNE 26, 1936										
FUND RESOURCES:										
UNDISBURSED FUNDS										
		NO YEAR 14	5235	109,147.56	3,774.26				(112,921.82)	
	SUBTOTAL	FY 1976		109,147.56	3,774.26				(112,921.82)	
TRANSITION QUARTER										
UNDISBURSED FUNDS										
		NO YEAR 14	5235	(112,921.82)	4,529.79				117,451.61	
	SUBTOTAL	TRANSITION QUARTER		(112,921.82)	4,529.79				117,451.61	
FUND EQUITIES:										
UNOBLIGATED BALANCE										
				-109,147.56				8,304.05	-117,451.61	
	SUBTOTAL	14	5235	-0-	8,304.05			8,304.05	-0-	
OPERATION AND MAINTENANCE, INDIAN IRRIGATION SYSTEMS (T) <sup>22</sup>										
FUND RESOURCES:										
UNDISBURSED FUNDS										
		NO YEAR 14	5240	6,472,386.34	8,224,563.49		7,916,748.80		(6,780,201.03)	
	SUBTOTAL	FY 1976		6,472,386.34	8,224,563.49		7,916,748.80		(6,780,201.03)	
TRANSITION QUARTER										
UNDISBURSED FUNDS										
		NO YEAR 14	5240	(6,780,201.03)	1,369,630.82		2,136,402.51		6,013,429.34	
	SUBTOTAL	TRANSITION QUARTER		(6,780,201.03)	1,369,630.82		2,136,402.51		6,013,429.34	
ACCOUNTS RECEIVABLE										
FUND EQUITIES:										
UNOBLIGATED BALANCE										
ACCOUNTS PAYABLE										
UNDELIVERED ORDERS										
				13,348.00				-45,144.52	58,492.52	
				-5,651,984.67				-453,121.05	-5,198,863.62	
				-400,910.65				-77,547.67	-323,362.98	
				-432,839.02				116,856.24	-549,655.26	
	SUBTOTAL	14	5240	-0-	9,594,194.31		10,053,151.31	-458,957.00	-0-	
POWER SYSTEMS, INDIAN IRRIGATION PROJECTS, BUREAU OF INDIAN AFFAIRS										
FUND RESOURCES:										
UNDISBURSED FUNDS										
		NO YEAR 14	5648	2,287,230.71	6,912,418.92		6,813,175.26		(2,386,474.37)	
	SUBTOTAL	FY 1976		2,287,230.71	6,912,418.92		6,813,175.26		(2,386,474.37)	
TRANSITION QUARTER										
UNDISBURSED FUNDS										
		NO YEAR 14	5648	(2,386,474.37)	2,041,194.57		2,237,487.47		2,190,181.47	
	SUBTOTAL	TRANSITION QUARTER		(2,386,474.37)	2,041,194.57		2,237,487.47		2,190,181.47	
ACCOUNTS RECEIVABLE										
FUND EQUITIES:										
UNOBLIGATED BALANCE										
ACCOUNTS PAYABLE										
UNDELIVERED ORDERS										
				3,616.62					3,616.62	
				-1,381,289.60				-171,452.50	-1,209,837.10	
				-122,202.38				39,644.74	-161,847.12	
				-787,355.35				34,758.52	-822,113.87	
	SUBTOTAL	14	5648	-0-	8,953,613.49		9,050,662.73	-97,049.24	-0-	

Appropriations, Outlays, and Balances - Continued

Appropriation or Fund Account		Account symbol			Balances beginning of fiscal year 1/	Appropriations and other obligational authority 2/	Transfers, borrowings, and investments (net) 3/	Outlays (net)	Balances withdrawn and other transactions 4/	Balances end of fiscal year 5/
Title	Period of availability	Dept. Reg	Account No.	Sub. No.						
INDIAN AFFAIRS-CONTINUED										
BUREAU OF INDIAN AFFAIRS-CONTINUED										
SPECIAL FUND ACCOUNTS-CONTINUED										
LUMMI INDIAN DIKING PROJECT, BUREAU OF INDIAN AFFAIRS										
FUND RESOURCES:										
UNDISBURSED FUNDS	NO YEAR 14		5650		\$33,108.79	- - - - -	- - - - -	- - - - -	- - - - -	( \$33,108.79)
	SUBTOTAL FY 1976				33,108.79	- - - - -	- - - - -	- - - - -	- - - - -	( 33,108.79)
TRANSITION QUARTER										
UNDISBURSED FUNDS	NO YEAR 14		5650		( 33,108.79)	- - - - -	- - - - -	- - - - -	- - - - -	33,108.79
	SUB TOTAL TRANSITION QUARTER				( 33,108.79)	- - - - -	- - - - -	- - - - -	- - - - -	33,108.79
FUND EQUITIES:										
UNOBLIGATED BALANCE			5650		- 33,108.79	- - - - -	- - - - -	- - - - -	- - - - -	- 33,108.79
	SUBTOTAL 14				- 0-	- - - - -	- - - - -	- - - - -	- - - - -	- 0-
ALASKA NATIVE FUND, BUREAU OF INDIAN AFFAIRS										
FUND RESOURCES:										
UNDISBURSED FUNDS	NO YEAR 14		5364		878,682.75	- \$239,760.18	- - - - -	\$638,922.57	- - - - -	- - - - -
	SUBTOTAL FY 1976				878,682.75	- 239,760.18	- - - - -	638,922.57	- - - - -	- - - - -
FUND EQUITIES:										
UNOBLIGATED BALANCE			5364		- 878,682.75	- - - - -	- - - - -	- \$878,682.75	- - - - -	- - - - -
	SUBTOTAL 14				- 0-	- 239,760.18	- - - - -	638,922.57	- 878,682.75	- 0-
PUBLIC ENTERPRISE FUNDS										
REVOLVING FUND FOR LOANS, BUREAU OF INDIAN AFFAIRS										
FUND RESOURCES:										
UNDISBURSED FUNDS	NO YEAR 14		4409		35,232,850.92	3,000,000.00	- - - - -	6,858,690.40	- - - - -	( 31,374,160.52)
	SUBTOTAL FY 1976				35,232,850.92	3,000,000.00	- - - - -	6,858,690.40	- - - - -	( 31,374,160.52)
TRANSITION QUARTER										
UNDISBURSED FUNDS	NO YEAR 14		4409		( 31,374,160.52)	- - - - -	- - - - -	1,717,044.28	- - - - -	29,657,116.24
	SUBTOTAL TRANSITION QUARTER				( 31,374,160.52)	- - - - -	- - - - -	1,717,044.28	- - - - -	29,657,116.24
FUND EQUITIES:										
UNOBLIGATED BALANCE			4409		- 35,004,936.31	- - - - -	- - - - -	- 6,035,121.17	- - - - -	- 28,969,815.14
ACCOUNTS PAYABLE			4409		- 227,914.61	- - - - -	- - - - -	459,386.49	- - - - -	- 687,301.10
	SUBTOTAL 14				- 0-	3,000,000.00	- - - - -	8,575,734.68	- 5,575,734.68	- 0-
INDIAN LOAN GUARANTY AND INSURANCE FUND, BUREAU OF INDIAN AFFAIRS										
FUND RESOURCES:										
UNDISBURSED FUNDS	NO YEAR 14		4410		19,903,549.84	10,000,000.00	- - - - -	858,004.21	- - - - -	( 29,045,545.63)
	SUBTOTAL FY 1976				19,903,549.84	10,000,000.00	- - - - -	858,004.21	- - - - -	( 29,045,545.63)
TRANSITION QUARTER										
UNDISBURSED FUNDS	NO YEAR 14		4410		( 29,045,545.63)	- - - - -	- - - - -	211,540.75	- - - - -	28,834,004.88
	SUBTOTAL TRANSITION QUARTER				( 29,045,545.63)	- - - - -	- - - - -	211,540.75	- - - - -	28,834,004.88
ACCOUNTS RECEIVABLE										
					3,607.40	- - - - -	- - - - -	- 12,011.49	- - - - -	15,618.89
FUND EQUITIES:										
UNOBLIGATED BALANCE			4410		- 19,850,064.13	- - - - -	- - - - -	4,581,147.97	- - - - -	- 24,431,212.10
ACCOUNTS PAYABLE			4410		- 38,443.44	- - - - -	- - - - -	25,007.14	- - - - -	- 63,450.58
UNDELIVERED ORDERS			4410		- 18,649.67	- - - - -	- - - - -	4,336,311.42	- - - - -	- 4,354,961.09
	SUBTOTAL 14				- 0-	10,000,000.00	- - - - -	1,069,544.96	8,930,455.04	- 0-
LIQUIDATION OF HOONAH HOUSING PROJECT, BUREAU OF INDIANS AFFAIRS										
FUND RESOURCES:										
UNDISBURSED FUNDS	NO YEAR 14		4320		91,546.21	- - - - -	- - - - -	1,546.60	- - - - -	( 89,999.61)
	SUBTOTAL FY 1976				91,546.21	- - - - -	- - - - -	1,546.60	- - - - -	( 89,999.61)
TRANSITION QUARTER										
UNDISBURSED FUNDS	NO YEAR 14		4320		( 89,999.61)	- - - - -	- - - - -	- 941.00	- - - - -	90,940.61
	SUBTOTAL TRANSITION QUARTER				( 89,999.61)	- - - - -	- - - - -	- 941.00	- - - - -	90,940.61
FUND EQUITIES:										
UNOBLIGATED BALANCE			4320		- 91,546.21	- - - - -	- - - - -	- 605.60	- - - - -	- 90,940.61
	SUBTOTAL 14				- 0-	- - - - -	- - - - -	605.60	- 605.60	- 0-

INTRAGOVERNMENTAL FUNDS

CONSOLIDATED WORKING FUND,  
INTERIOR, INDIANS  
FUND RESOURCES:  
UNDISBURSED FUNDS

NO YEAR 14	3920	370,635.31							
1976									
1975-76									
1975		8,269,257.68			5,811,757.56				
1974-75		1,202,756.02			-5,811,757.56				
1974		147,686.49							
1973-74		55,769.38							
1970-71		-3,183.45							
PRIOR YEARS		213,529.02							
SUBTOTAL FY 1976		10,256,450.45							

TRANSITION QUARTER  
UNDISBURSED FUNDS

NO YEAR 14	3920	(7,462,499.21)							
1976-77									
1976		(4,861,555.78)							
1975-76		(1,711,649.96)							
1975		(554,886.46)							
1974-75		(193,374.67)							
1974		(97,247.86)							
1973-74		(57,781.16)							
1970-71									
PRIOR YEARS		(169,832.65)							
SUBTOTAL TRANSITION QUARTER		(15,108,827.75)							

ACCOUNTS RECEIVABLE  
FUND EQUITIES:  
UNOBLIGATED BALANCE  
ACCOUNTS PAYABLE  
UNDELIVERED ORDERS

		863,610.84							
		-5,818,663.41							
		-1,359,039.45							
		-3,942,358.43							
		-0-							

TRUST FUND ACCOUNTS

SUBTOTAL 14	3920								
-------------	------	--	--	--	--	--	--	--	--

BEQUEST OF GEORGE C. EDGETER,  
RELIEF OF INDIGENT AMERICAN  
INDIANS, BUREAU OF INDIAN  
AFFAIRS

FUND RESOURCES:

UNDISBURSED FUNDS	NO YEAR 14	8060	9,313.83		2,172.81				
INVESTMENTS IN PUBLIC DEBT SECURITIES			31,000.00						
SUBTOTAL FY 1976			40,313.83		2,172.81				

TRANSITION QUARTER  
UNDISBURSED FUNDS

INVESTMENTS IN PUBLIC DEBT SECURITIES	NO YEAR 14	8060	(11,486.64)		450.00				
SUBTOTAL TRANSITION QUARTER			(42,486.64)		450.00				

FUND EQUITIES:

UNOBLIGATED BALANCE			-40,313.83						
SUBTOTAL 14	8060		-0-		2,622.81				

INDIAN TRIBAL FUNDS, BUREAU OF  
INDIAN AFFAIRS

FUND RESOURCES:

UNDISBURSED FUNDS	NO YEAR 14	8365	351,817,226.88		235,232,600.90				
INVESTMENTS IN PUBLIC DEBT SECURITIES			9,730,000.00						
SUBTOTAL FY 1976			361,547,226.88		235,232,600.90				

TRANSITION QUARTER  
UNDISBURSED FUNDS

INVESTMENTS IN PUBLIC DEBT SECURITIES	NO YEAR 14	8365	(436,720,772.95)		98,328,936.75				
SUBTOTAL TRANSITION QUARTER			(11,125,000.00)		1,430,000.00				

ACCOUNTS RECEIVABLE  
FUND EQUITIES:

UNOBLIGATED BALANCE			-361,244,203.42						
ACCOUNTS PAYABLE			-173,781.46						
UNDELIVERED ORDERS			-129,861.87						
SUBTOTAL 14	8365		-0-		333,561,537.65				

INDIAN MONEYS, PROCEEDS OF LABOR,  
AGENCIES, SCHOOLS, ETC.

FUND RESOURCES:

UNDISBURSED FUNDS	NO YEAR 14	8500	10,396,426.70		6,028,318.75				
INVESTMENT IN PUBLIC DEBT SECURITIES			100,000.00						
SUBTOTAL FY 1976			10,496,426.70		6,028,318.75				

TRANSITION QUARTER  
UNDISBURSED FUNDS

INVESTMENT IN PUBLIC DEBT SECURITIES	NO YEAR 14	8500	(12,093,405.26)		939,888.02				
SUBTOTAL TRANSITION QUARTER			(250,000.00)		1,350,000.00				

ACCOUNTS RECEIVABLE  
FUND EQUITIES:

UNOBLIGATED BALANCE			-9,585,672.27						
ACCOUNTS PAYABLE			-225,793.58						
UNDELIVERED ORDERS			-745,654.68						
SUBTOTAL 14	8500		-0-		6,968,206.77				

FOOTNOTES AT END OF CHAPTER



Appropriations, Outlays, and Balances - Continued

Appropriation or Fund Account		Account symbol			Balances beginning of fiscal year <sup>1/</sup>	Appropriations and other obligational authority <sup>2/</sup>	Transfers, borrowings, and investments (net) <sup>3/</sup>	Outlays (net)	Balances withdrawn and other transactions <sup>4/</sup>	Balances end of fiscal year <sup>5/</sup>
Title	Period of availability	Dept. Reg.	Account No.	Sub. No.						
INDIAN AFFAIRS-CONTINUED										
BUREAU OF INDIAN AFFAIRS-CONTINUED										
TRUST FUND ACCOUNTS-CONTINUED										
FUNDS CONTRIBUTED FOR THE ADVANCEMENT OF THE INDIAN RACE, BUREAU OF INDIAN AFFAIRS										
FUND RESOURCES:										
UNDISBURSED FUNDS	NO YEAR 14		8563		\$440,472.13	\$519,132.42		\$434,238.21		( \$525,366.34)
INVESTMENTS IN PUBLIC DEBT SECURITIES					20,000.00					( 20,000.00)
					460,472.13	519,132.42		434,238.21		( 545,366.34)
	SUBTOTAL FY 1976									
TRANSITION QUARTER										
UNDISBURSED FUNDS	NO YEAR 14		8563		( 525,366.34)	215,880.07		40,195.40		701,051.01
INVESTMENTS IN PUBLIC DEBT SECURITIES					( 20,000.00)					20,000.00
					( 545,366.34)	215,880.07		40,195.40		721,051.01
	SUBTOTAL TRANSITION QUARTER				100.00				- \$6,827.01	6,527.01
ACCOUNTS RECEIVABLE										
FUND EQUITIES:										
UNOBLIGATED BALANCE					-299,228.12				263,107.46	-562,335.58
ACCOUNTS PAYABLE					-22,186.14				72,579.65	-94,765.79
UNDELIVERED ORDERS					-139,157.87				-68,281.22	-70,876.65
	SUBTOTAL 14		8563		-0-	735,012.49		474,433.61	260,578.88	-0-
ALASKA NATIVE FUND, BUREAU OF INDIAN AFFAIRS										
FUND RESOURCES:										
UNDISBURSED FUNDS	NO YEAR 14		8364		2,137,264.34	9,390,185.02		11,527,449.36		
	SUBTOTAL FY 1976				2,137,264.34	9,390,185.02		11,527,449.36		
FUND EQUITIES:										
UNOBLIGATED BALANCE					-2,137,264.34				-2,137,264.34	
	SUBTOTAL 14		8364		-0-	9,390,185.02		11,527,449.36	-2,137,264.34	-0-
TOTAL, BUREAU OF INDIAN AFFAIRS FY 1976						998,260,438.99		902,874,867.99		
TOTAL, BUREAU OF INDIAN AFFAIRS T.Q.						333,770,511.13		317,333,735.47	111,822,346.66	
TOTAL, INDIAN AFFAIRS FY 1976						998,260,438.99		902,874,867.99		
TOTAL, INDIAN AFFAIRS T.Q.						333,770,511.13		317,333,735.47	111,822,346.66	
TERRITORIAL AFFAIRS										
OFFICE OF TERRITORIAL AFFAIRS										
GENERAL FUND ACCOUNTS										
ADMINISTRATION OF TERRITORIES, OFFICE OF TERRITORIAL AFFAIRS										
FUND RESOURCES:										
UNDISBURSED FUNDS	NO YEAR 14		0412		10,068,328.53	27,753,000.00		21,083,534.16		( 16,737,794.37)
	SUBTOTAL FY 1976				10,068,328.53	27,753,000.00		21,083,534.16		( 16,737,794.37)
TRANSITION QUARTER										
UNDISBURSED FUNDS	NO YEAR 14		0412		( 16,737,794.37)	23,804,000.00		16,688,086.42		23,853,707.95
	SUBTOTAL TRANSITION QUARTER				( 16,737,794.37)	23,804,000.00		16,688,086.42		23,853,707.95
ACCOUNTS RECEIVABLE					138,333.69				-689,326.50	827,660.19
FUND EQUITIES:										
UNOBLIGATED BALANCE					-7,038,496.27				5,987,635.31	-13,026,131.58
ACCOUNTS PAYABLE					-432,762.67				-307,658.77	-125,103.90
UNDELIVERED ORDERS					-2,735,403.28				8,794,729.38	-11,530,132.66
	SUBTOTAL 14		0412		-0-	51,557,000.00		37,771,620.58	13,785,379.42	-0-

TRUST TERRITORY OF THE PACIFIC ISLANDS, OFFICE OF TERRITORIAL AFFAIRS										
FUND RESOURCES:										
UNDISBURSED FUNDS		NO YEAR 14	0414	38,050,218.16	86,438,000.00	-	-	83,389,159.64	-	(41,099,058.52)
	SUBTOTAL	FY 1976		38,050,218.16	86,438,000.00	-	-	83,389,159.64	-	(41,099,058.52)
TRANSITION QUARTER										
UNDISBURSED FUNDS		NO YEAR 14	0414	(41,099,058.52)	15,138,000.00	-	-	21,247,748.59	-	34,989,309.93
	SUBTOTAL	TRANSITION QUARTER		(41,099,058.52)	15,138,000.00	-	-	21,247,748.59	-	34,989,309.93
FUND EQUITIES:										
UNOBLIGATED BALANCE				-8,980,566.00	-	-	-	7,639,639.00	-	-16,620,205.00
ACCOUNTS PAYABLE				-1,752,857.16	-	-	-	-1,752,857.16	-	-
UNDELIVERED ORDERS				-27,316,795.00	-	-	-	-8,947,690.07	-	-18,369,104.93
	SUBTOTAL	14	0414	-0-	101,576,000.00	-	-	104,636,908.23	-3,060,908.23	-0-
MICRONESIAN CLAIMS FUND, TRUST TERRITORY OF THE PACIFIC ISLANDS, OFFICE OF TERRITORIAL AFFAIRS										
FUND RESOURCES:										
UNDISBURSED FUNDS		NO YEAR 14	0416	6,538,056.37	10,000,000.00	-	-	9,517,464.91	-	(7,020,591.46)
	SUBTOTAL	FY 1976		6,538,056.37	10,000,000.00	-	-	9,517,464.91	-	(7,020,591.46)
TRANSITION QUARTER										
UNDISBURSED FUNDS		NO YEAR 14	0416	(7,020,591.46)	8,600,000.00	-	-	7,073,369.80	-	8,547,221.66
	SUBTOTAL	TRANSITION QUARTER		(7,020,591.46)	8,600,000.00	-	-	7,073,369.80	-	8,547,221.66
FUND EQUITIES:										
UNOBLIGATED BALANCE				-1,034,754.00	-	-	-	-1,034,754.00	-	-
UNDELIVERED ORDERS				-5,503,302.37	-	-	-	3,043,919.29	-	-8,547,221.66
	SUBTOTAL	14	0416	-0-	18,600,000.00	-	-	16,590,834.71	2,009,165.29	-0-
EXGRATIA PAYMENT, BIKINI ATOLL, TRUST TERRITORY OF THE PACIFIC ISLANDS, OFFICE OF TERRITORIAL AFFAIRS										
FUND RESOURCES:										
UNDISBURSED FUNDS		1976 14	0417	-	3,000,000.00	-	-	3,000,000.00	-	-
SPECIAL FUND ACCOUNTS										
OFFICE OF COMPTROLLER FOR GUAM, TERRITORIAL AFFAIRS										
FUND RESOURCES:										
UNDISBURSED FUNDS		NO YEAR 14	5739	494,183.59	600,000.00	-	-	373,888.15	-	(720,295.44)
	SUBTOTAL	FY 1976		494,183.59	600,000.00	-	-	373,888.15	-	(720,295.44)
TRANSITION QUARTER										
UNDISBURSED FUNDS		NO YEAR 14	5739	(720,295.44)	-	-	55,891.70	-	-	664,403.74
	SUBTOTAL	TRANSITION QUARTER		(720,295.44)	-	-	55,891.70	-	-	664,403.74
FUND EQUITIES:										
UNOBLIGATED BALANCE				-494,183.59	-	-	-	88,653.79	-	-582,837.38
ACCOUNTS PAYABLE				-	-	-	-	81,566.36	-	-81,566.36
	SUBTOTAL	14	5739	-0-	600,000.00	-	-	429,779.85	170,220.15	-0-
INTERNAL REVENUE COLLECTIONS FOR VIRGIN ISLANDS, TERRITORIAL AFFAIRS (T) <sup>22</sup>										
FUND RESOURCES:										
UNDISBURSED FUNDS		NO YEAR 14	5738	17,914,229.65	17,283,856.16	-	-	33,707,835.01	-	(1,490,250.80)
TRANSFER TO:										
COMPTROLLER, VIRGIN ISLANDS		NO YEAR 14	5738	209,933.18	-	-	-339,996.93	-	-	(549,930.11)
	SUBTOTAL	FY 1976		18,124,162.83	17,283,856.16	-	-	33,367,838.08	-	(2,040,180.91)
TRANSITION QUARTER										
UNDISBURSED FUNDS		NO YEAR 14	5738	(1,490,250.80)	4,725,820.44	-	-	3,287,215.15	-	2,928,856.09
TRANSFER TO:										
COMPTROLLER, VIRGIN ISLANDS		NO YEAR 14	5738	(549,930.11)	-	-	207,607.47	-	-	342,322.64
	SUBTOTAL	TRANSITION QUARTER		(2,040,180.91)	4,725,820.44	-	-	3,494,822.62	-	3,271,178.73
FUND EQUITIES:										
UNOBLIGATED BALANCE				-18,090,588.01	-	-	-	-15,053,161.18	-	-3,037,426.83
ACCOUNTS PAYABLE				-33,574.82	-	-	-	200,177.08	-	-233,751.90
	SUBTOTAL	14	5738	-0-	22,009,676.60	-	-	36,862,660.70	-14,852,984.10	-0-
TOTAL, OFFICE OF TERRITORIAL AFFAIRS FY 1976. . . . .				-	145,074,856.16	-	-	150,731,884.94	-	-
TOTAL, OFFICE OF TERRITORIAL AFFAIRS T.Q. . . . .				-	52,267,820.44	-	-	48,559,919.13	-1,949,127.47	-
TOTAL, TERRITORIAL AFFAIRS FY 1976. . . . .				-	145,074,856.16	-	-	150,731,884.94	-	-
TOTAL, TERRITORIAL AFFAIRS T.Q. . . . .				-	52,267,820.44	-	-	48,559,919.13	-1,949,127.47	-

Appropriations, Outlays, and Balances - Continued

Appropriation or Fund Account		Account symbol			Balances beginning of fiscal year 1/	Appropriations and other obligational authority 2/	Transfers, borrowings, and investments (net) 3/	Outlays (net)	Balances withdrawn and other transactions 4/	Balances end of fiscal year 5/
Title	Period of availability	Dept. Reg.	Account No.	Sub. No.						
SECRETARIAL OFFICES										
OFFICE OF THE SOLICITOR AND OFFICE OF THE SECRETARY										
GENERAL FUND ACCOUNTS										
SALARIES AND EXPENSES, OFFICE OF THE SOLICITOR, INTERIOR										
FUND RESOURCES:										
UNDISBURSED FUNDS	1976 14		0107		- - - - -	\$11,598,000.00	- - - - -	\$10,954,171.48	- - - - -	(\$643,828.52)
	1975				\$1,234,033.76	- - - - -	- - - - -	789,488.25	- - - - -	(444,545.51)
	1974				92,759.25	- - - - -	- - - - -	19,490.22	- - - - -	(73,265.03)
	SUBTOTAL FY 1976				1,326,793.01	11,598,000.00	- - - - -	11,763,149.95	- - - - -	(1,161,643.06)
TRANSITION QUARTER										
UNDISBURSED FUNDS	1976 14		0107		(643,828.52)	2,782,000.00	- - - - -	2,702,128.53	\$22,209.99	701,450.00
	1975				(444,545.51)	- - - - -	- - - - -	7,637.17	42,584.81	394,323.53
	1974				(73,269.03)	- - - - -	- - - - -	-48.37	73,317.40	- - - - -
	SUBTOTAL TRANSITION QUARTER				(1,161,643.06)	2,782,000.00	- - - - -	2,709,717.33	138,112.20	1,095,813.53
ACCOUNTS RECEIVABLE										
FUND EQUITIES:										
ACCOUNTS PAYABLE					-737,831.82	- - - - -	- - - - -	- - - - -	-87,526.47	-650,305.35
UNDELIVERED ORDERS					-643,015.79	- - - - -	- - - - -	- - - - -	-172,505.04	-470,510.75
	SUBTOTAL 14		0107		-0-	14,380,000.00	- - - - -	14,472,867.28	-92,867.28	-0-
SALARIES AND EXPENSES, OFFICE OF THE SECRETARY, INTERIOR										
FUND RESOURCES:										
UNDISBURSED FUNDS	1976 14		0102		- - - - -	19,256,000.00	- - - - -	18,198,176.73	- - - - -	(1,057,823.27)
	1975				268,257.36	- - - - -	- - - - -	-258,736.56	- - - - -	(526,993.92)
	1974				158,836.99	- - - - -	- - - - -	-2,328.93	- - - - -	(161,165.92)
	PRIOR YEARS				64,544.10	- - - - -	- - - - -	8,121.53	- - - - -	(56,422.57)
	SUBTOTAL FY 1976				491,638.45	19,256,000.00	- - - - -	17,945,232.77	- - - - -	(1,802,405.68)
TRANSITION QUARTER										
UNDISBURSED FUNDS	NO YEAR 14		0102		- - - - -	- - - - -	- - - - -	-172,014.77	- - - - -	172,014.77
	1976				(1,057,823.27)	4,376,000.00	- - - - -	5,204,761.81	117,904.79	111,156.67
	1975				(526,993.92)	- - - - -	- - - - -	19,457.01	155.06	507,381.85
	1974				(161,165.52)	- - - - -	- - - - -	5,647.12	155,315.60	- - - - -
	PRIOR YEARS				(56,422.57)	- - - - -	- - - - -	-203.20	56,625.77	- - - - -
	SUBTOTAL TRANSITION QUARTER				(1,802,405.68)	4,376,000.00	- - - - -	5,057,851.17	330,001.22	790,553.29
ACCOUNTS RECEIVABLE										
FUND EQUITIES:										
UNOBLIGATED BALANCE					- - - - -	- - - - -	- - - - -	- - - - -	203.20	6-203.20
ACCOUNTS PAYABLE					-1,469,176.35	- - - - -	- - - - -	- - - - -	-392,726.10	-1,076,450.25
UNDELIVERED ORDERS					-1,382,784.67	- - - - -	- - - - -	- - - - -	-680,395.91	-702,388.76
	SUBTOTAL 14		0102		-0-	23,632,000.00	- - - - -	23,003,083.94	628,916.06	-0-
DEPARTMENTAL OPERATIONS, OFFICE OF THE SECRETARY, INTERIOR										
FUND RESOURCES:										
UNDISBURSED FUNDS	1976 14		0108		- - - - -	12,366,000.00	- - - - -	9,631,852.28	- - - - -	(2,734,147.72)
	1975				2,039,679.51	- - - - -	- - - - -	1,574,199.74	- - - - -	(465,479.77)
	1974				97,375.65	- - - - -	- - - - -	8,412.39	- - - - -	(88,963.26)
	PRIOR YEARS				78,038.60	- - - - -	- - - - -	81,991.64	- - - - -	(-3,953.04)
	SUBTOTAL FY 1976				2,215,093.76	12,366,000.00	- - - - -	11,296,456.05	- - - - -	(3,284,637.71)
TRANSITION QUARTER										
UNDISBURSED FUNDS	1976 14		0108		(2,734,147.72)	2,570,000.00	- - - - -	3,360,648.63	182,752.68	1,760,746.41
	1975				(465,479.77)	- - - - -	- - - - -	449,927.00	-150,819.01	166,371.78
	1974				(88,963.26)	- - - - -	- - - - -	562.14	88,401.12	- - - - -
	PRIOR YEARS				(-3,953.04)	- - - - -	- - - - -	-3,953.04	-3,953.04	- - - - -
	SUBTOTAL TRANSITION QUARTER				(3,284,637.71)	2,570,000.00	- - - - -	3,811,137.77	116,381.75	1,927,118.19
ACCOUNTS RECEIVABLE										
FUND EQUITIES:										
ACCOUNTS PAYABLE					-648,793.11	- - - - -	- - - - -	- - - - -	100,334.77	-749,127.88
UNDELIVERED ORDERS					-2,006,663.68	- - - - -	- - - - -	- - - - -	-640,983.21	-1,365,680.47
	SUBTOTAL 14		0108		-0-	14,936,000.00	- - - - -	15,107,593.82	-171,593.82	-0-

SALARIES AND EXPENSES, SPECIAL FOREIGN CURRENCY PROGRAM, OFFICE OF THE SECRETARY, INTERIOR									
FUND RESOURCES:									
UNDISBURSED FUNDS		NO YEAR 14	0105	522,926.71	1,494,000.00				
	SUBTOTAL	FY 1976		522,926.71	1,494,000.00			25,893.38	(1,991,033.33)
TRANSITION QUARTER UNDISBURSED FUNDS									
		NO YEAR 14	0105	(1,991,033.33)	75,000.00				
	SUBTOTAL	TRANSITION QUARTER		(1,991,033.33)	75,000.00			1,117.63	2,064,915.70
FUND EQUITIES:									
UNOBLIGATED BALANCE				-318,320.89					
ACCOUNTS PAYABLE				-53,402.82				1,589,430.27	-1,907,751.16
UNDELIVERED ORDERS				-151,203.00				-37,238.28	-16,164.54
	SUBTOTAL	14	0105	-0-	1,569,000.00			-10,203.00	-141,060.00
SPECIAL FUND ACCOUNTS									
JOHNNY HORIZON PROGRAM, INTERIOR, OFFICE OF THE SECRETARY									
FUND RESOURCES:									
UNDISBURSED FUNDS		NO YEAR 14	5031	8,783.91	8,876.50				
	SUBTOTAL	FY 1976		8,783.91	8,876.50			4,233.28	(13,427.13)
TRANSITION QUARTER UNDISBURSED FUNDS									
		NO YEAR 14	5031	(13,427.13)	4,149.21				
	SUBTOTAL	TRANSITION QUARTER		(13,427.13)	4,149.21			2,279.89	15,296.45
ACCOUNTS RECEIVABLE								2,279.89	15,296.45
FUND EQUITIES:									159.63
UNOBLIGATED BALANCE				-8,514.68					
ACCOUNTS PAYABLE				-246.73					6,791.40
UNDELIVERED ORDERS				-22.50					-246.73
	SUBTOTAL	14	5031	-0-	13,025.71			127.50	-150.00
INTRAGOVERNMENTAL FUNDS									
WORKING CAPITAL FUND, DEPARTMENT OF THE INTERIOR									
FUND RESOURCES:									
UNDISBURSED FUNDS		NO YEAR 14	4523	42,881.49					
	SUBTOTAL	FY 1976		42,881.49				-171,793.83	(214,675.32)
TRANSITION QUARTER UNDISBURSED FUNDS									
		NO YEAR 14	4523	(214,675.32)					
	SUBTOTAL	TRANSITION QUARTER		(214,675.32)				177,644.62	37,030.70
ACCOUNTS RECEIVABLE				947,395.01				177,644.62	37,030.70
FUND EQUITIES:									3,426,626.29
UNOBLIGATED BALANCE				-338,401.27					
ACCOUNTS PAYABLE				-651,875.23					-132,673.27
UNDELIVERED ORDERS									410,293.76
	SUBTOTAL	14	4523	-0-				2,195,760.00	-2,195,760.00
CONSOLIDATED WORKING FUND, INTERIOR, OFFICE OF SECRETARY									
FUND RESOURCES:									
UNDISBURSED FUNDS		NO YEAR 14	3901	114,268.17					
		1976							
		1975		220,045.82					
		1974		21,314.53					
	SUBTOTAL	FY 1976		355,628.52					
TRANSITION QUARTER UNDISBURSED FUNDS									
		NO YEAR 14	3901	(68,638.79)					
		1976		(79,952.19)					
		1975		(167,647.01)					
		1974		(31,329.37)					
	SUBTOTAL	TRANSITION QUARTER		(347,567.36)					
ACCOUNTS RECEIVABLE				95,764.75					
FUND EQUITIES:									
UNOBLIGATED BALANCE				-44,761.74					
ACCOUNTS PAYABLE				-30,046.36					
UNDELIVERED ORDERS				-376,585.17					
	SUBTOTAL	14	3901	-0-				224,680.68	-224,680.68
TOTAL, OFFICE OF THE SOLICITOR AND OFFICE OF THE SECRETARY FY 1976.									
				44,722,876.50				40,871,232.76	
TOTAL, OFFICE OF THE SOLICITOR AND OFFICE OF THE SECRETARY T.Q.									
				9,807,149.21				11,976,367.93	1,682,425.02
TOTAL, SECRETARIAL OFFICES FY 1976.									
				44,722,876.50				40,871,232.76	
TOTAL, SECRETARIAL OFFICES T.Q.									
				9,807,149.21				11,976,367.93	1,682,425.02

FOOTNOTES AT END OF CHAPTER

Appropriations, Outlays, and Balances - Continued

Appropriation or Fund Account		Account symbol			Balances beginning of fiscal year <u>1/</u>	Appropriations and other obligational authority <u>2/</u>	Transfers, borrowings, and investments (net) <u>3/</u>	Outlays (net)	Balances withdrawn and other transactions <u>4/</u>	Balances end of fiscal year <u>5/</u>
Title	Period of availability	Dept. Reg.	Tr From	Account No.						
DEDUCTIONS FOR OFFSETTING RECEIPTS <sup>21</sup>										
PROPRIETARY RECEIPTS FROM THE PUBLIC						- \$1,075,115,090.35		- \$1,075,115,090.35		
INTRABUDGETARY TRANSACTIONS						- 67,731,022.21		- 67,731,022.21		
TRANSITION QUARTER PROPRIETARY RECEIPTS FROM THE PUBLIC						- 347,904,900.42		- 347,904,900.42		
TOTAL FY 1976 . . . . .						- 1,42,846,112.56		- 1,42,846,112.56		
TOTAL T.Q. . . . .						- 347,904,900.42		- 347,904,900.42		
TOTAL, DEPARTMENT OF THE INTERIOR FY 1976 . . . . .						2,651,902,048.72		2,293,480,044.44	\$323,937,099.96	
TOTAL, DEPARTMENT OF THE INTERIOR T.Q. . . . .						1,012,383,547.69		787,617,313.90	259,251,138.11	

**Appropriations, Outlays, and Balances**

- 1 Amounts in parentheses represent non-add balances at the end of fiscal year 1976 and at the beginning of the transition quarter. Obligation data is shown at the beginning of fiscal year 1976 and at the end of the transition quarter only.
- 2 The amounts in this column, unless otherwise footnoted, represent appropriations, increases in borrowing authority or new contract authority. Appropriation accounts with appropriation transfer activity are presented in Table 1 (Appropriations and appropriation transfers) at the end of the chapter. For further detail on appropriations, increases in borrowing authority and new contract authority; see Tables 1, 3 and 7 respectively in Part Four - Information Tables.
- 3 For detail of transfer activity by account see Table 2 (Transfers - Other than Appropriation Transfers) at end of chapter. Amounts not appearing in Table 2, unless otherwise footnoted, represent transfers of obligated balances from lapsed appropriations to merged prior-year accounts pursuant to 31 U.S.C. 701, borrowings (net) or investments (net).
- 4 The amounts in this column, unless otherwise footnoted, represent unobligated balances withdrawn or restored pursuant to 31 U.S.C. 701 and changes in unfilled customer orders, accounts receivable, accounts payable, undelivered orders and unobligated balances.

- 5 Unobligated balance represents no-year or unexpired multiple-year account unless otherwise footnoted.
- 6 Unobligated - unavailable.
- 7 Represents appropriations to liquidate.
- 8 For further detail see Table 7 - Part Four - Information Tables.
- 9 Includes \$46,507.48 re-established from surplus fund 31 U.S.C. 701.
- 10 Includes:  
Transfer of obligated balance from lapsed appropriation to merged prior-year account pursuant to 31 U.S.C. 701.  

Account	Amount
1435064	\$31,381.23
- 11 Subject to disposition by the administrative agency.
- 12 Includes \$15,164,866.63 which is subject to transfer to the general and special funds for withdrawal and restoration.
- 13 Subject to transfer to the general and special funds for withdrawal and restoration.

- 14 Represents capital transfer to miscellaneous receipts.
- 15 Represents:  

New contract authority	\$19,500,000.00
Appropriations to liquidate.	-22,440,000.00
- 16 Includes \$24,907.27 that is unobligated-unavailable.
- 17 Includes:  

Transfer of obligated balance from lapsed appropriation to merged prior-year account pursuant to 31 U.S.C. 701.	
Account	Amount
1441036	\$1,257,214.88
- 18 Includes \$59,562,432.77 which is subject to disposition by the administrative agency.
- 19 Includes \$2,022,932.78 that is unobligated-unavailable.
- 20 Includes \$14,065.57 that is unobligated-unavailable.
- 21 For detail by account see Table C - "Receipts by Organizational Unit."
- 22 The letter (T) denotes that the account by law is a trust account, but for reporting purposes is treated as other than trust.

**TABLE 1 - APPROPRIATIONS AND APPROPRIATION TRANSFERS**

Account Symbol	Net Appropriations and Appropriation Transfers	Appropriation Amount	Net Appropriation Transfers	Detail of Appropriation Transfers		
				Accounts Involved	Amount From, Or To (-)	Citation of Law
14X5064	\$1,954,099.62		\$1,954,099.62	1465064	\$1,954,099.62	89 STAT. 1041
1465064	112,144,900.38	\$110,110,000.00	2,034,900.38	14X5064	-1,954,099.62	89 STAT. 1041
				14X5656	3,989,000.00	45 STAT. 1057,
						89 STAT. 1041
14X5656	2,372,262.94	6,361,262.94	-3,989,000.00	1465064	-3,989,000.00	45 STAT. 1057,
						89 STAT. 1041
14X1501	602,000.00	652,000.00	-50,000.00	1461500	-50,000.00	89 STAT. 1045
1461500	1,057,500.00	1,007,500.00	50,000.00	14X1501	50,000.00	89 STAT. 1045
<b>TOTAL (FY)</b>	<u>\$118,130,762.94</u>	<u>\$118,130,762.94</u>	<u>\$0</u>		<u>\$0</u>	
1465064	\$28,928,000.00	\$27,950,000.00	\$978,000.00	14X5656	\$978,000.00	89 STAT. 1041
14X5656	1,125,000.00	2,103,000.00	-978,000.00	1465064	-978,000.00	89 STAT. 1041
<b>TOTAL (TQ)</b>	<u>\$30,053,000.00</u>	<u>\$30,053,000.00</u>	<u>\$0</u>		<u>\$0</u>	

\* Appropriations to accounts which did not have appropriation transfer activity during the fiscal year and transition quarter are not included in this table.

FOOTNOTES

TABLE 2 - TRANSFERS (OTHER THAN APPROPRIATION TRANSFERS - TABLE 1 )

Account Symbol	Net Transfers	Details of Transfers		
		Accounts Involved	Amount From Or To (-)	Citation of Law
14X5136	-\$9,166,072.34	12-14X5136(11)	-\$2,453,208.99	43 USC 1181f
12-14X5136(11)	2,454,643.73	69-14X5136(05)	-6,712,863.35	43 USC 1181f
69-14X5136(05)	6,711,428.61	14X5136	2,453,208.99	43 USC 1181f
14X5030	-850,000.00	69-14X5136(05)	1,434.74	23 USC 308
69-14X5030(05)	850,000.00	14X5136	6,712,863.35	43 USC 1181f
14X0660	-530,000.00	12-14X5136(11)	-1,434.74	23 USC 308
14X0660(16)	530,000.00	69-14X5030(05)	-850,000.00	31 USC 686,686-1
14X0663	-15,350,000.00	14X5030	850,000.00	31 USC 686,686-1
19-14X0663(06)	15,350,000.00	14X0660(16)	-530,000.00	89 STAT. 1039
1460664	-18,063,000.00	14X0660	530,000.00	89 STAT. 1039
1450664	68,329.95	19-14X0663(06)	-15,350,000.00	88 STAT. 267
1440664	41,349.64	14X0663	15,350,000.00	88 STAT. 267
1430664	-66,358.75	1465064	-18,063,000.00	89 STAT. 1041
14X0661	-187,308,000.00	1455064	68,329.95	88 STAT. 782
14X5061	187,308,000.00	1445064	41,349.64	87 STAT. 318
1465064	20,017,099.62	1435064	-66,358.75	86 STAT. 626
1455064	-2,022,429.57	14X5061	-187,308,000.00	89 STAT. 1041
1445064	-41,349.64	14X0661	187,308,000.00	89 STAT. 1041
1435064	66,358.75	1460664	18,063,000.00	89 STAT. 1041
1460115	15,171,983.42	1455064	1,954,099.62	88 STAT. 786
1450115	-5,349,162.32	1465064	-1,954,099.62	88 STAT. 786
14X0113	-9,822,821.10	1450664	-68,329.95	88 STAT. 782
14X5005	-134,902,000.00	1440664	-41,349.64	87 STAT. 318
		1430664	66,358.75	86 STAT. 626
		14X0113	9,822,821.10	89 STAT. 979
		1450115	5,349,162.32	89 STAT. 979
		1460115	-5,349,162.32	89 STAT. 979
		1460115	-9,822,821.10	89 STAT. 979
		14X5005(10)	-86,515,000.00	89 STAT. 225,979
		14X5005(11)	-2,000,000.00	89 STAT. 225,979
		14X5005(16)	-9,422,000.00	89 STAT. 225,979

Account Symbol	Net Transfers	Details of Transfers		
		Accounts Involved	Amount From Or To (-)	Citation of Law
12-14X5005(11)	\$36,965,000.00	12-14X5005(11)	-\$36,965,000.00	89 STAT. 225,979
14X5005(10)	72,725,828.50	14X5005	36,965,000.00	89 STAT. 225,979
14X5005(11)	2,000,000.00	14X5005	86,515,000.00	89 STAT. 225,979
14X5005(16)	9,422,000.00	96-14X5005	-13,789,171.50	31 USC 686,686-1
96-14X5005	13,789,171.50	14X5005	2,000,000.00	89 STAT. 225,979
14X1614	-7,500,000.00	14X5005	9,422,000.00	89 STAT. 225,979
14X5137	7,500,000.00	14X5005(10)	13,789,171.50	31 USC 686,686-1
1461036	-50,000.00	14X5137	-7,500,000.00	89 STAT. 980
69-1461036(05)	50,000.00	14X1614	7,500,000.00	89 STAT. 980
14X1039	7,000.00	69-1461036(05)	-50,000.00	31 USC 686,686-1
96-14X1039	-7,000.00	1461036	50,000.00	31 USC 686,686-1
14X1037	-17,000,000.00	96-14X1039	7,000.00	31 USC 686,686-1
69-14X1037(05)	17,000,000.00	14X1039	-7,000.00	31 USC 686,686-1
14X1200	-1,500,000.00	69-14X1037(05)	-17,000,000.00	31 USC 686,686-1
47-14X1200	1,500,000.00	14X1037	17,000,000.00	31 USC 686,686-1
14X1501	-30,000.00	47-14X1200	-1,500,000.00	89 STAT. 983
145/62100	519,186.45	14X1200	1,500,000.00	89 STAT. 983
1452100	-519,186.45	14X1501(16)	-30,000.00	89 STAT. 1043
14X2301	-22,750,000.00	14X1501	30,000.00	89 STAT. 1043
14X2301(06)	22,750,000.00	1452100	519,186.45	88 STAT. 2206,
14X2364	-1,137,168.00	145/62100	-519,186.45	89 STAT. 176
69-14X2364(05)	1,137,168.00	14X2301(06)	-22,750,000.00	89 STAT. 985
145/63920	5,811,757.56	14X2301	22,750,000.00	89 STAT. 985
1453920	-5,811,757.56	69-14X2364(05)	-1,137,168.00	31 USC 686,686-1
TOTAL (FY)	\$0	14X2364	1,137,168.00	31 USC 686,686-1
		1453920	5,811,757.56	88 STAT. 562
		145/63920	-5,811,757.56	88 STAT. 562

TABLE 2 - TRANSFERS (OTHER THAN APPROPRIATION TRANSFERS - TABLE 1 ) - Continued

Account Symbol	Net Transfers	Details of Transfers		
		Accounts Involved	Amount From Or To (-)	Citation of Law
1461109	\$20,000,000.00	14X5005	\$20,000,000.00	89 STAT. 989
14X5136	-4,654,391.15	12-14X5136(11)	-759,362.85	43 USC 1181F(b)
		69-14X5136(05)	-3,895,028.30	43 USC 1181F(b)
12-14X5136(11)	759,362.85	14X5136	759,362.85	43 USC 1181F(b)
69-14X5136(05)	3,895,028.30	14X5136	3,895,028.30	43 USC 1181F(b)
14X5030	-200,000.00	69-14X5030(05)	-200,000.00	31 USC 686,686-1
69-14X5030(05)	200,000.00	14X5030	200,000.00	31 USC 686,686-1
14X0660	-178,000.00	14X0660(16)	-178,000.00	89 STAT. 1039
14X0660(16)	178,000.00	14X0660	178,000.00	89 STAT. 1039
14X0663	-1,500,000.00	19-14X0663(06)	-1,500,000.00	88 STAT. 267
19-14X0663(06)	1,500,000.00	14X0663	1,500,000.00	88 STAT. 267
1460664	-5,089,000.00	1465064	-5,089,000.00	89 STAT. 1041
14X0661	-220,834,000.00	14X5061	-220,834,000.00	89 STAT. 1041
				90 STAT. 893
14X5061	220,834,000.00	14X0661	220,834,000.00	89 STAT. 1041
				90 STAT. 893
1465064	5,089,000.00	1460664	5,089,000.00	89 STAT. 1041
14X5005	-50,463,000.00	12-14X5005(11)	-7,595,000.00	89 STAT. 979
		1461109	-20,000,000.00	89 STAT. 989
		14X5005(10)	-19,269,000.00	89 STAT. 979
		14X5005(11)	-400,000.00	89 STAT. 979
		14X5005(16)	-3,199,000.00	89 STAT. 979

Account Symbol	Net Transfers	Details of Transfers		
		Accounts Involved	Amount From Or To (-)	Citation of Law
12-14X5005(11)	\$7,595,000.00	14X5005	\$7,595,000.00	89 STAT. 979
14X5005(10)	18,312,850.00	14X5005	19,269,000.00	89 STAT. 979
		96-14X5005	-956,150.00	31 USC 686,686-1
		14X5005	400,000.00	89 STAT. 979
		14X5005	3,199,000.00	89 STAT. 979
96-14X5005	956,150.00	14X5005(10)	956,150.00	31 USC 686,686-1
1461036	-50,000.00	69-1461036(05)	-50,000.00	31 USC 686,686-1
1441036	187.14	69-1441036(05)	187.14	31 USC 686,686-1
69-1461036(05)	50,000.00	1461036	50,000.00	31 USC 686,686-1
69-1441036(05)	-187.14	1441036	-187.14	31 USC 686,686-1
1461200	200,000.00	1460959	200,000.00	89 STAT. 984
1460959	-200,000.00	1461200	-200,000.00	89 STAT. 984
14X1501	-15,000.00	14X1501(16)	-15,000.00	89 STAT. 1044
14X1501(16)	15,000.00	14X1501	15,000.00	89 STAT. 1044
14X2301	-6,105,000.00	14X2301(06)	-6,105,000.00	89 STAT. 985
14X2301(06)	6,105,000.00	14X2301	6,105,000.00	89 STAT. 985
14X2364	-152,925.01	69-14X2364(05)	-152,925.01	31 USC 686,686-1
69-14X2364(05)	152,925.01	14X2364	152,925.01	31 USC 686,686-1
TOTAL(TQ)	\$0		\$0	



Appropriations, Outlays, and Balances - Continued

Appropriation or Fund Account		Account symbol			Balances beginning of fiscal year 1/	Appropriations and other obligational authority 2/	Transfers, borrowings, and investments (net) 3/	Outlays (net)	Balances withdrawn and other transactions 4/	Balances end of fiscal year 5/
Title	Period of availability	Dept. Reg.	Account No. Tr. From	Sub. No.						
DEPARTMENT OF JUSTICE										
GENERAL ADMINISTRATION										
GENERAL FUND ACCOUNTS										
SALARIES AND EXPENSES, GENERAL ADMINISTRATION, JUSTICE										
FUND RESOURCES:										
UNDISBURSED FUNDS	1976	15	0129		- - - - -	\$21,612,000.00	- - - - -	\$21,032,372.22	- - - - -	(\$579,627.78)
	1975				\$2,384,533.90	- - - - -	- - - - -	2,085,961.28	- - - - -	(298,572.62)
	1974				329,215.54	- - - - -	- - - - -	61,748.95	- - - - -	(267,466.59)
	PRIOR YEARS				318,350.80	- - - - -	- - - - -	7,043.40	- - - - -	(311,307.40)
	SUBTOTAL FY 1976				3,032,100.24	21,612,000.00	- - - - -	23,187,125.85	- - - - -	(1,456,974.39)
TRANSITION QUARTER										
UNDISBURSED FUNDS	1976	15	0129		(579,627.78)	5,447,000.00	- - - - -	5,042,707.50	\$2,998.22	980,922.06
	1975				(298,572.62)	- - - - -	- - - - -	7,280.62	-267,995.14	559,287.14
	1974				(267,466.59)	- - - - -	- - - - -	7,101.73	1,955.21	- - - - -
	PRIOR YEARS				(311,307.40)	- - - - -	-\$258,409.65	1,114.02	54,441.12	514,161.91
	SUBTOTAL TRANSITION QUARTER				(1,456,974.39)	5,447,000.00	- - - - -	5,058,203.87	-208,600.59	2,054,371.11
ACCOUNTS RECEIVABLE					2,792,408.13	- - - - -	- - - - -	- - - - -	-384,852.66	3,177,260.79
FUND EQUITIES:										
UNOBLIGATED BALANCE					- - - - -	- - - - -	- - - - -	- - - - -	467,351.29	-467,351.29
ACCOUNTS PAYABLE					-3,178,104.97	- - - - -	- - - - -	- - - - -	388,787.52	-3,566,892.49
UNDELIVERED ORDERS					-2,646,403.40	- - - - -	- - - - -	- - - - -	-1,449,015.28	-1,197,388.12
	SUBTOTAL 15		0129		-0-	27,059,000.00	- - - - -	28,245,329.72	-1,186,329.72	-0-
INTRAGOVERNMENTAL FUNDS										
CONSOLIDATED WORKING FUND, JUSTICE										
FUND RESOURCES:										
UNDISBURSED FUNDS	1976	15	3900		- - - - -	- - - - -	- - - - -	-551,984.84	- - - - -	(551,984.84)
	1975				335,009.76	- - - - -	- - - - -	302,253.91	- - - - -	(32,755.85)
	1974				120,750.53	- - - - -	- - - - -	23,340.54	- - - - -	(97,409.59)
	PRIOR YEARS				30,187.30	- - - - -	- - - - -	- - - - -	- - - - -	(30,187.30)
	SUBTOTAL FY 1976				485,947.59	- - - - -	- - - - -	-226,390.39	- - - - -	(712,337.98)
TRANSITION QUARTER										
UNDISBURSED FUNDS	1976	15	3900		(551,984.84)	- - - - -	- - - - -	266,624.06	- - - - -	285,360.78
	1975				(32,755.85)	- - - - -	- - - - -	- - - - -	24,609.02	8,146.83
	1974				(97,409.99)	- - - - -	- - - - -	- - - - -	17,525.24	- - - - -
	PRIOR YEARS				(30,187.30)	- - - - -	-79,884.75	- - - - -	36,056.44	74,015.61
	SUBTOTAL TRANSITION QUARTER				(712,337.98)	- - - - -	79,884.75	266,624.06	78,190.70	367,523.22
ACCOUNTS RECEIVABLE					313,654.59	- - - - -	- - - - -	- - - - -	-291,672.00	605,326.59
FUND EQUITIES:										
ACCOUNTS PAYABLE					-84,519.49	- - - - -	- - - - -	- - - - -	249,587.16	-334,106.65
UNDELIVERED ORDERS					-715,082.69	- - - - -	- - - - -	- - - - -	-76,339.53	-638,743.16
	SUBTOTAL 15		3900		-0-	- - - - -	- - - - -	40,233.67	-40,233.67	-0-
WORKING CAPITAL FUND, DEPARTMENT OF JUSTICE										
FUND RESOURCES:										
UNDISBURSED FUNDS	NO YEAR	15	4526		- - - - -	- - - - -	- - - - -	-1,630,726.18	- - - - -	(1,630,726.18)
	SUBTOTAL FY 1976				- - - - -	- - - - -	- - - - -	-1,630,726.18	- - - - -	(1,630,726.18)
TRANSITION QUARTER										
UNDISBURSED FUNDS	NO YEAR	15	4526		(1,630,726.18)	- - - - -	- - - - -	-60,265.30	- - - - -	1,690,991.48
	SUBTOTAL TRANSITION QUARTER				(1,630,726.18)	- - - - -	- - - - -	-60,265.30	- - - - -	1,690,991.48
ACCOUNTS RECEIVABLE					- - - - -	- - - - -	- - - - -	- - - - -	-138,574.67	138,574.67
FUND EQUITIES:										
UNOBLIGATED BALANCE					- - - - -	- - - - -	- - - - -	- - - - -	-6,975.05	6,975.05
ACCOUNTS PAYABLE					- - - - -	- - - - -	- - - - -	- - - - -	1,805,913.47	-1,805,913.47
UNDELIVERED ORDERS					- - - - -	- - - - -	- - - - -	- - - - -	30,627.73	-30,627.73
	SUBTOTAL 15		4526		-0-	- - - - -	- - - - -	-1,690,991.48	1,690,991.48	-0-
TOTAL, GENERAL ADMINISTRATION FY 1976 . . . . .					- - - - -	21,612,000.00	- - - - -	21,330,009.28	- - - - -	- - - - -
TOTAL, GENERAL ADMINISTRATION T.Q. . . . .					- - - - -	5,447,000.00	- - - - -	5,264,562.63	464,428.09	- - - - -

LEGAL ACTIVITIES

GENERAL FUND ACCOUNTS

SALARIES AND EXPENSES, GENERAL LEGAL

ACTIVITIES, JUSTICE  
FUND RESOURCES:

UNDISBURSED FUNDS	1976 15	0128	- - - - -	62,259,000.00	- - - - -	57,549,086.24	- - - - -	(4,709,913.76)
	1975		5,768,616.41	- - - - -	- - - - -	5,555,132.04	- - - - -	(213,484.37)
	1974		730,629.70	- - - - -	- - - - -	82,479.77	- - - - -	(648,149.53)
	PRIOR YEARS		1,378,255.52	- - - - -	- - - - -	64,218.68	- - - - -	(1,314,036.84)
	SUBTOTAL FY 1976		7,877,501.63	62,259,000.00	- - - - -	63,250,916.73	- - - - -	(6,885,584.90)
TRANSITION QUARTER UNDISBURSED FUNDS	1976 15	0128	(4,709,913.76)	15,573,000.00	- - - - -	16,380,203.94	5,214.22	3,897,495.60
	1975		(213,484.37)	- - - - -	- - - - -	56,618.10	-131,976.62	288,842.89
	1974		(648,149.93)	- - - - -	- - - - -	1,019.59	58,811.99	- - - - -
	PRIOR YEARS		(1,314,036.84)	- - - - -	-588,318.35	588,318.35	-28,029.85	1,873,919.42
	SUBTOTAL TRANSITION QUARTER		(6,885,584.90)	15,573,000.00	- - - - -	16,494,307.25	-95,980.26	6,060,257.91
ACCOUNTS RECEIVABLE FUND EQUITIES:			403,417.62	- - - - -	- - - - -	- - - - -	-1,087,103.56	1,490,521.18
ACCOUNTS PAYABLE UNDELIVERED ORDERS			-6,231,274.56	- - - - -	- - - - -	- - - - -	386,617.87	-6,617,892.43
			-2,049,644.69	- - - - -	- - - - -	- - - - -	-1,116,758.03	-932,866.66
	SUBTOTAL 15	0128	-0-	77,832,000.00	- - - - -	79,745,223.98	-1,913,223.98	-C-

SALARIES AND EXPENSES, ANTITRUST  
DIVISION, JUSTICE

FUND RESOURCES:

UNDISBURSED FUNDS	1976 15	0319	- - - - -	22,239,000.00	- - - - -	19,741,597.92	- - - - -	(2,497,402.08)
	1975		2,164,419.93	- - - - -	- - - - -	1,527,790.30	- - - - -	(636,629.63)
	1974		252,732.63	- - - - -	- - - - -	22,084.51	- - - - -	(230,648.12)
	PRIOR YEARS		120,013.23	- - - - -	- - - - -	-1,958.66	- - - - -	(121,971.89)
	SUBTOTAL FY 1976		2,537,165.79	22,239,000.00	- - - - -	21,289,514.07	- - - - -	(3,486,651.72)
TRANSITION QUARTER UNDISBURSED FUNDS	1976 15	0319	(2,497,402.08)	5,834,000.00	- - - - -	5,984,378.90	10,632.23	2,336,350.95
	1975		(636,629.63)	- - - - -	- - - - -	1,485.44	376,775.91	258,368.28
	1974		(230,648.12)	- - - - -	- - - - -	1,378.09	-34,624.89	- - - - -
	PRIOR YEARS		(121,971.89)	- - - - -	-263,894.92	263,894.92	-3,513.34	389,380.15
	SUBTOTAL TRANSITION QUARTER		(3,486,651.72)	5,834,000.00	- - - - -	5,987,242.43	349,269.91	2,984,139.38
ACCOUNTS RECEIVABLE FUND EQUITIES:			427,064.22	- - - - -	- - - - -	- - - - -	175,967.57	251,096.65
ACCOUNTS PAYABLE UNDELIVERED ORDERS			-2,132,529.58	- - - - -	- - - - -	- - - - -	35,316.60	-2,167,846.18
			-831,700.43	- - - - -	- - - - -	- - - - -	235,689.42	-1,067,389.85
	SUBTOTAL 15	0319	-0-	28,073,000.00	- - - - -	27,276,756.50	796,243.50	-C-

SALARIES AND EXPENSES, UNITED STATES  
ATTORNEYS AND MARSHALS, JUSTICE

FUND RESOURCES:

UNDISBURSED FUNDS	NO YEAR 15	0322	671,393.77	- - - - -	- - - - -	225,188.89	- - - - -	(446,204.88)
	1976		- - - - -	146,532,000.00	- - - - -	138,507,104.66	- - - - -	(8,024,895.34)
	1975		7,309,203.40	- - - - -	- - - - -	6,660,308.38	- - - - -	(648,895.02)
	1974		1,865,363.36	- - - - -	- - - - -	545,869.80	- - - - -	(1,319,493.56)
	PRIOR YEARS		2,167,235.94	- - - - -	- - - - -	199,770.73	- - - - -	(1,967,465.21)
	SUBTOTAL FY 1976		12,013,196.47	146,532,000.00	- - - - -	146,138,242.46	- - - - -	(12,406,554.01)
TRANSITION QUARTER UNDISBURSED FUNDS	NO YEAR 15	0322	(446,204.88)	- - - - -	- - - - -	53,291.49	- - - - -	392,913.39
	1976		(8,024,895.34)	38,398,000.00	- - - - -	38,361,632.40	8,929.46	8,052,333.48
	1975		(648,895.02)	- - - - -	- - - - -	37,447.13	188,456.68	422,991.21
	1974		(1,319,493.56)	- - - - -	- - - - -	192,515.70	-31,137.47	- - - - -
	PRIOR YEARS		(1,967,465.21)	- - - - -	-1,158,115.33	87,527.36	27,488.70	3,010,564.48
	SUBTOTAL TRANSITION QUARTER		(12,406,954.01)	38,398,000.00	- - - - -	38,732,414.08	193,737.37	11,878,802.56
ACCOUNTS RECEIVABLE FUND EQUITIES:			4,681,615.84	- - - - -	- - - - -	- - - - -	634,206.43	4,047,409.41
ACCOUNTS PAYABLE UNDELIVERED ORDERS			-11,234,431.98	- - - - -	- - - - -	- - - - -	2,578.53	-11,237,010.51
			-5,460,380.33	- - - - -	- - - - -	- - - - -	-771,178.87	-4,689,201.46
	SUBTOTAL 15	0322	-0-	184,930,000.00	- - - - -	184,870,656.54	59,343.46	-0-

FEES AND EXPENSES OF WITNESSES,  
JUSTICE

FUND RESOURCES:

UNDISBURSED FUNDS	1976 15	0311	- - - - -	16,830,000.00	- - - - -	14,046,565.93	- - - - -	(2,783,434.07)
	1975		1,347,940.19	- - - - -	- - - - -	613,437.51	- - - - -	(734,502.68)
	1974		71,732.07	- - - - -	- - - - -	19,062.61	- - - - -	(52,669.46)
	PRIOR YEARS		- - - - -	- - - - -	- - - - -	7,746.10	- - - - -	(-7,746.10)
	SUBTOTAL FY 1976		1,419,672.26	16,830,000.00	- - - - -	14,686,812.15	- - - - -	(3,562,866.11)
TRANSITION QUARTER UNDISBURSED FUNDS	1976 15	0311	(2,783,434.07)	4,090,000.00	- - - - -	3,625,616.67	810,986.73	2,436,830.67
	1975		(734,502.68)	- - - - -	- - - - -	12,649.65	419,566.32	302,286.71
	1974		(52,669.46)	- - - - -	- - - - -	5,706.13	-18,557.80	- - - - -
	PRIOR YEARS		(-7,746.10)	- - - - -	-65,521.13	944.20	-8,690.30	65,521.13
	SUBTOTAL TRANSITION QUARTER		(3,562,866.11)	4,090,000.00	- - - - -	3,644,916.65	1,203,304.95	2,804,638.51
ACCOUNTS RECEIVABLE FUND EQUITIES:			212,596.68	- - - - -	- - - - -	- - - - -	-382,237.87	594,834.55
ACCOUNTS PAYABLE			-1,632,268.94	- - - - -	- - - - -	- - - - -	1,767,204.12	-3,399,473.06
	SUBTOTAL 15	0311	-0-	20,920,000.00	- - - - -	18,331,728.80	2,588,271.20	-0-

FOOTNOTES AT END OF CHAPTER

Appropriations, Outlays, and Balances - Continued

Appropriation or Fund Account		Account symbol			Balances beginning of fiscal year 1/	Appropriations and other obligational authority 2/	Transfers, borrowings, and investments (net) 3/	Outlays (net)	Balances withdrawn and other transactions 4/	Balances end of fiscal year 5/
Title	Period of availability	Dept.	Account No.	Sub. No.						
		Reg.	Tr. From							
LEGAL ACTIVITIES-CONTINUED										
GENERAL FUND ACCOUNTS-CONTINUED										
SALARIES AND EXPENSES, COMMUNITY RELATIONS SERVICE, JUSTICE FUND RESOURCES:										
UNDISBURSED FUNDS	1976	15	0500		- - - - -	\$4,034,000.00	- - - - -	\$3,653,791.23	- - - - -	(\$380,208.77)
	1975				\$431,734.59	- - - - -	- - - - -	376,487.51	- - - - -	(55,247.08)
	1974				20,215.89	- - - - -	- - - - -	1,981.18	- - - - -	(18,234.71)
	PRIOR YEARS				274,746.42	- - - - -	- - - - -	55,573.83	- - - - -	(219,172.59)
	SUBTOTAL FY 1976				726,696.90	4,034,000.00	- - - - -	4,087,833.75	- - - - -	(672,863.15)
TRANSITION QUARTER										
UNDISBURSED FUNDS	1976	15	0500		(380,208.77)	1,020,000.00	- - - - -	1,108,994.30	\$2,957.01	288,257.46
	1975				(55,247.08)	- - - - -	- - - - -	32,984.69	19,458.40	2,803.99
	1974				(18,234.71)	- - - - -	- \$21,035.66	3,751.47	-6,552.42	- - - - -
	PRIOR YEARS				(219,172.59)	- - - - -	21,035.66	2,583.41	-9,231.39	246,856.23
	SUBTOTAL TRANSITION QUARTER				(672,863.15)	1,020,000.00	- - - - -	1,148,313.87	6,631.60	537,917.68
ACCOUNTS RECEIVABLE										
FUND EQUITIES:										
ACCOUNTS PAYABLE					-396,711.86	- - - - -	- - - - -	- - - - -	57,809.33	-454,521.19
UNDELIVERED ORDERS					-403,309.23	- - - - -	- - - - -	- - - - -	-214,813.86	-188,455.37
	SUBTOTAL 15		0500		-0-	5,054,000.00	- - - - -	5,236,147.62	-182,147.62	-0-
TOTAL, LEGAL ACTIVITIES FY 1976 . . . . .					- - - - -	251,894,000.00	- - - - -	249,453,319.16	- - - - -	- - - - -
TOTAL, LEGAL ACTIVITIES T.Q. . . . .					- - - - -	64,915,000.00	- - - - -	66,007,194.28	1,348,486.56	- - - - -
FEDERAL BUREAU OF INVESTIGATION										
GENERAL FUND ACCOUNTS										
SALARIES AND EXPENSES, FEDERAL BUREAU OF INVESTIGATION FUND RESOURCES:										
UNDISBURSED FUNDS	1976	15	0200		- - - - -	485,950,000.00	- - - - -	428,698,655.44	- - - - -	(57,251,344.56)
	1975				39,059,066.05	- - - - -	- - - - -	36,465,779.75	- - - - -	(2,593,286.30)
	1974				7,705,044.11	- - - - -	- - - - -	4,231,643.21	- - - - -	(3,473,400.90)
	PRIOR YEARS				678,527.34	- - - - -	- - - - -	-632,572.49	- - - - -	(1,311,099.83)
	SUBTOTAL FY 1976				47,442,637.50	485,950,000.00	- - - - -	468,763,505.91	- - - - -	(64,629,131.59)
TRANSITION QUARTER										
UNDISBURSED FUNDS	1976	15	0200		(57,251,344.56)	128,741,000.00	- - - - -	128,643,362.26	2,675,063.65	54,673,918.65
	1975				(2,593,286.30)	- - - - -	- - - - -	657,927.04	-1,327,233.41	3,262,592.67
	1974				(3,473,400.90)	- - - - -	-2,959,042.79	894,569.22	-380,211.11	- - - - -
	PRIOR YEARS				(1,311,099.83)	- - - - -	2,959,042.79	572,396.65	-19,028.82	3,716,774.79
	SUBTOTAL TRANSITION QUARTER				(64,629,131.59)	128,741,000.00	- - - - -	130,176,829.70	1,540,015.78	61,653,286.11
ACCOUNTS RECEIVABLE										
FUND EQUITIES:										
ACCOUNTS PAYABLE					-31,051,404.72	- - - - -	- - - - -	- - - - -	4,509,011.55	-35,560,416.27
UNDELIVERED ORDERS					-19,710,025.60	- - - - -	- - - - -	- - - - -	7,118,172.99	-26,828,198.59
	SUBTOTAL 15		0200		-0-	614,691,000.00	- - - - -	598,940,335.61	15,750,664.39	-0-
TOTAL, FEDERAL BUREAU OF INVESTIGATION FY 1976. . . . .					- - - - -	485,950,000.00	- - - - -	468,763,505.91	- - - - -	- - - - -
TOTAL, FEDERAL BUREAU OF INVESTIGATION T.Q. . . . .					- - - - -	128,741,000.00	- - - - -	130,176,829.70	15,750,664.39	- - - - -

IMMIGRATION AND  
NATURALIZATION SERVICE

GENERAL FUND ACCOUNTS

SALARIES AND EXPENSES, IMMIGRATION  
AND NATURALIZATION SERVICE  
FUND RESOURCES:

UNDISBURSED FUNDS	NO YEAR 15	1217	---	400,000.00	---	---	164.00	---	(399,836.00)
	1976		---	214,209,000.00	---	---	180,319,404.27	---	(33,889,595.73)
	1975		21,931,423.90	---	---	---	20,180,027.64	---	(1,751,396.26)
	1974		793,166.51	---	---	---	514,407.13	---	(278,759.38)
	1973		---	---	---	---	-.08	---	(.08)
	PRIOR YEARS		---	---	---	---	-57,673.05	---	(57,673.05)
	SUBTOTAL FY 1976		22,724,590.41	214,609,000.00	---	---	200,956,329.91	---	(36,377,260.50)
TRANSITION QUARTER UNDISBURSED FUNDS	NO YEAR 15	1217	(399,836.00)	---	---	---	-164.00	---	400,000.00
	1976		(33,889,595.73)	54,690,000.00	---	---	58,465,859.15	98,354.36	30,015,382.22
	1975		(1,751,396.26)	---	---	---	449,869.40	413,748.66	887,778.20
	1974		(278,759.38)	---	---	-136,385.34	4,616.10	137,757.94	---
	1973		(.08)	---	---	---	---	---	---
	PRIOR YEARS		(57,673.05)	---	---	---	---	---	---
	SUBTOTAL TRANSITION QUARTER		(36,377,260.50)	54,690,000.00	---	---	-333.64	146,481.15	47,910.96
ACCOUNTS RECEIVABLE			2,814,909.83	---	---	---	58,919,847.01	796,342.11	31,351,071.38
FUND EQUITIES:			---	---	---	---	---	-1,588,788.05	4,403,697.88
UNOBLIGATED BALANCE			-112,982.09	---	---	---	---	---	---
ACCOUNTS PAYABLE			-15,050,946.46	---	---	---	---	201,081.91	-314,064.00
UNDELIVERED ORDERS			-10,375,571.69	---	---	---	---	4,434,097.68	-19,485,044.14
	SUBTOTAL 15	1217	-0-	269,299,000.00	---	---	259,876,176.92	5,580,089.43	-15,955,661.12
							9,422,823.08		-0-
TOTAL, IMMIGRATION AND NATURALIZATION SERVICE FY 1976. . . . .			---	214,609,000.00	---	---	200,956,329.91	---	---
TOTAL, IMMIGRATION AND NATURALIZATION SERVICE T.Q. . . . .			---	54,690,000.00	---	---	58,919,847.01	9,422,823.08	---

FEDERAL PRISON SYSTEM

GENERAL FUND ACCOUNTS

SALARIES AND EXPENSES, BUREAU  
OF PRISONS  
FUND RESOURCES:

UNDISBURSED FUNDS	1976 15	1060	---	195,938,000.00	-2,553,000.00	---	167,679,774.87	---	(25,705,225.13)
	1975		13,953,430.44	---	---	---	13,360,507.71	---	(592,922.73)
	1974		773,575.24	---	---	---	609,957.22	---	(163,618.02)
	1973		-347,108.56	---	---	---	-359,763.99	---	(12,655.43)
	PRIOR YEARS		1,719.37	---	---	---	86,476.41	---	(-84,757.04)
TRANSFER TO: HEALTH, EDUCATION, AND WELFARE, HEALTH SERVICES ADMINISTRATION	1976 75 15 1060 3		---	---	2,553,000.00	---	2,510,066.89	---	(42,933.11)
	1975		57,720.11	---	---	---	34,052.66	---	(23,667.45)
	1974		-363.30	---	---	---	409.01	---	(-772.31)
	PRIOR YEARS		---	---	---	---	---	---	---
	SUBTOTAL FY 1976		14,438,973.30	195,938,000.00	---	---	183,921,480.78	---	(26,455,492.52)
TRANSITION QUARTER UNDISBURSED FUNDS	1976 15	1060	(25,705,225.13)	50,570,000.00	-764,000.00	---	54,402,207.08	3,134.05	21,105,884.00
	1975		(592,922.73)	---	---	---	-34,834.25	417,062.36	210,694.62
	1974		(163,618.02)	---	---	---	40,461.52	123,156.50	---
	1973		(12,655.43)	---	---	---	---	12,655.43	---
	PRIOR YEARS		(-84,757.04)	---	---	---	2,377.42	-164,212.34	77,077.88
TRANSFER TO: HEALTH, EDUCATION, AND WELFARE, HEALTH SERVICES ADMINISTRATION	1976 75 15 1060 3		(42,933.11)	---	764,000.00	---	776,071.00	23,656.54	7,205.57
	1975		(23,667.45)	---	---	---	---	13,089.27	10,578.18
	1974		(-772.31)	---	---	---	---	-772.31	---
	PRIOR YEARS		---	---	---	---	---	---	---
	SUBTOTAL TRANSITION QUARTER		(26,455,492.52)	50,570,000.00	---	---	55,186,282.77	427,769.50	21,411,440.25
ACCOUNTS RECEIVABLE			1,411.76	---	---	---	---	-964,420.75	965,832.51
FUND EQUITIES:			---	---	---	---	---	---	---
UNOBLIGATED BALANCE			-991.21	---	---	---	---	---	---
ACCOUNTS PAYABLE			-9,422,906.28	---	---	---	---	363.30	7-1,354.51
UNDELIVERED ORDERS			-5,016,487.57	---	---	---	---	2,868,122.36	-12,291,028.64
	SUBTOTAL 15	1060	-0-	246,508,000.00	---	---	239,107,763.55	5,068,402.04	-10,084,889.61
							7,400,236.45		-0-

Appropriations, Outlays, and Balances - Continued

Appropriation or Fund Account		Account symbol			Balances beginning of fiscal year 1/	Appropriations and other obligational authority 2/	Transfers, borrowings, and investments (net) 3/	Outlays (net)	Balances withdrawn and other transactions 4/	Balances end of fiscal year 5/
Title	Period of availability	Dept. Reg.	Account No.	Sub. No.						
FEDERAL PRISON SYSTEM-CONTINUED										
GENERAL FUND ACCOUNTS-CONTINUED										
BUILDINGS AND FACILITIES, FEDERAL PRISON SYSTEM										
FUND RESOURCES:										
UNDISBURSED FUNDS	NO YEAR 15		1003		\$50,823,778.74	\$12,560,000.00	-\$15,676,924.49	\$20,116,164.40	- - - - -	( \$27,590,689.85)
TRANSFER TO:										
GENERAL SERVICES ADMINISTRATION	NO YEAR 47 15		1003		16,045,053.11	- - - - -	15,676,924.49	10,437,389.23	- - - - -	(21,284,588.37)
SUBTOTAL	FY 1976				66,868,831.85	12,560,000.00	- - - - -	30,553,553.63	- - - - -	(48,875,278.22)
TRANSITION QUARTER										
UNDISBURSED FUNDS										
NO YEAR 15			1003		(27,590,689.85)	4,395,000.00	-203,730.00	3,378,657.28	- - - - -	28,403,302.57
TRANSFER TO:										
GENERAL SERVICES ADMINISTRATION	NO YEAR 47 15		1003		(21,284,588.37)	- - - - -	203,730.00	2,276,366.40	- - - - -	19,211,951.97
SUBTOTAL TRANSITION QUARTER					(48,875,278.22)	4,395,000.00	- - - - -	5,655,023.68	- - - - -	47,615,254.54
ACCOUNTS RECEIVABLE					3,158.15	- - - - -	- - - - -	- - - - -	- \$17,035.80	20,193.95
FUND EQUITIES:										
UNOBLIGATED BALANCE					-48,790,026.66	- - - - -	- - - - -	- - - - -	-13,570,695.52	-35,219,331.14
ACCOUNTS PAYABLE					-2,410,654.72	- - - - -	- - - - -	- - - - -	504,413.07	-2,915,067.79
UNDELIVERED ORDERS					-15,671,308.62	- - - - -	- - - - -	- - - - -	-6,170,259.06	-9,501,049.56
SUBTOTAL 15			1003		-0-	16,955,000.00	- - - - -	36,208,577.31	-19,253,577.31	-0-
SUPPORT OF UNITED STATES PRISONERS, FEDERAL PRISON SYSTEM										
FUND RESOURCES:										
UNDISBURSED FUNDS	1976 15		1020		- - - - -	31,875,000.00	- - - - -	25,705,782.30	- - - - -	(6,169,217.70)
	1975				4,931,991.91	- - - - -	- - - - -	4,415,694.88	- - - - -	(516,297.03)
	1974				35,262.22	- - - - -	- - - - -	10,399.74	- - - - -	(24,862.48)
PRIOR YEARS					- - - - -	- - - - -	- - - - -	-92.25	- - - - -	(92.25)
SUBTOTAL FY 1976					4,967,254.13	31,875,000.00	- - - - -	30,131,784.67	- - - - -	(6,710,469.46)
TRANSITION QUARTER										
UNDISBURSED FUNDS										
1976 15			1020		(6,169,217.70)	8,466,000.00	- - - - -	7,583,127.98	2,071,860.00	4,980,229.72
1975					(516,297.03)	- - - - -	- - - - -	-6,580.00	451,677.77	71,199.26
1974					(24,862.48)	- - - - -	- - - - -	- - - - -	- - - - -	- - - - -
PRIOR YEARS					(92.25)	- - - - -	-24,862.48	- - - - -	24,954.73	- - - - -
SUBTOTAL TRANSITION QUARTER					(6,710,469.46)	8,466,000.00	- - - - -	7,576,547.98	2,548,492.50	5,051,428.98
ACCOUNTS RECEIVABLE					282.73	- - - - -	- - - - -	- - - - -	282.73	- - - - -
FUND EQUITIES:										
ACCOUNTS PAYABLE					-4,967,536.86	- - - - -	- - - - -	- - - - -	83,892.12	-5,051,428.98
SUBTOTAL 15			1020		-0-	40,341,000.00	- - - - -	37,708,332.65	2,632,667.35	-0-
INTRAGOVERNMENTAL FUNDS										
PRISON INDUSTRIES FUND, DEPARTMENT OF JUSTICE										
FUND RESOURCES:										
UNDISBURSED FUNDS	NO YEAR 15		4500		4,794,439.08	- - - - -	- - - - -	-5,932,979.79	- - - - -	(10,727,418.87)
SUBTOTAL	FY 1976				4,794,439.08	- - - - -	- - - - -	-5,932,979.79	- - - - -	(10,727,418.87)
TRANSITION QUARTER										
UNDISBURSED FUNDS										
NO YEAR 15			4500		(10,727,418.87)	- - - - -	- - - - -	-4,130,290.93	- - - - -	14,857,709.80
SUBTOTAL TRANSITION QUARTER					(10,727,418.87)	- - - - -	- - - - -	-4,130,290.93	- - - - -	14,857,709.80
ACCOUNTS RECEIVABLE					5,655,100.28	- - - - -	- - - - -	- - - - -	-2,867,082.13	8,522,182.41
UNFILLED CUSTOMER ORDERS					37,946,729.25	- - - - -	- - - - -	- - - - -	-2,513,588.19	40,460,317.44
FUND EQUITIES:										
UNOBLIGATED BALANCE					-30,561,768.90	- - - - -	- - - - -	- - - - -	15,625,319.27	-46,187,088.17
ACCOUNTS PAYABLE					-5,883,778.76	- - - - -	- - - - -	- - - - -	-53,833.33	-5,829,945.43
UNDELIVERED ORDERS					-11,950,720.95	- - - - -	- - - - -	- - - - -	-127,544.90	-11,823,176.05
SUBTOTAL 15			4500		-0-	- - - - -	- - - - -	-10,063,270.72	10,063,270.72	-0-
TRUST FUND ACCOUNTS										
COMMISSARY FUNDS, FEDERAL PRISONS										
FUND RESOURCES:										
UNDISBURSED FUNDS	NO YEAR 15		8408		927,606.63	- - - - -	- - - - -	-332,272.02	- - - - -	(1,259,878.65)
SUBTOTAL	FY 1976				927,606.63	- - - - -	- - - - -	-332,272.02	- - - - -	(1,259,878.65)
TRANSITION QUARTER										
UNDISBURSED FUNDS										
NO YEAR 15			8408		(1,259,878.65)	- - - - -	- - - - -	50,626.11	- - - - -	1,209,252.54
SUBTOTAL TRANSITION QUARTER					(1,259,878.65)	- - - - -	- - - - -	50,626.11	- - - - -	1,209,252.54
ACCOUNTS RECEIVABLE					6,200.65	- - - - -	- - - - -	- - - - -	4,718.03	1,482.62

FUND EQUITIES:											
UNOBLIGATED BALANCE				-466,511.83	-	-	-	-	197,855.12	-664,366.95	
ACCOUNTS PAYABLE				-283,355.10	-	-	-	-	10,692.39	-294,047.49	
UNDELIVERED ORDERS				-183,940.35	-	-	-	-	68,380.37	-252,320.72	
SUBTOTAL 15				-0-	-	-	-	-281,645.91	281,645.91	-0-	
TOTAL, FEDERAL PRISON SYSTEM FY 1976					240,373,000.00			238,341,567.27			
TOTAL, FEDERAL PRISON SYSTEM T.Q.					63,431,000.00			64,338,189.61	1,124,243.12		
LAW ENFORCEMENT ASSISTANCE ADMINISTRATION											
GENERAL FUND ACCOUNTS											
SALARIES AND EXPENSES, LAW ENFORCEMENT ASSISTANCE ADMINISTRATION, JUSTICE FUND RESOURCES:											
UNDISBURSED FUNDS											
NO YEAR 15				0400	1,157,981,847.37	809,638,000.00		915,792,798.18		(1,051,827,049.19)	
PRIOR YEARS					778,694.72			-71,354.78		(850,049.50)	
1975-AUGUST 31, 1975				15	15,000,000.00			730,314.49		(14,269,685.51)	
1975-DECEMBER 31, 1975				15	10,000,000.00			1,236,243.78		(8,763,756.22)	
TRANSFER TO:											
DRUG ENFORCEMENT ADMINISTRATION				NO YEAR 15	0400	11	3,901,580.14		2,867,317.13		(1,034,263.01)
SUBTOTAL FY 1976					1,187,662,122.23	809,638,000.00		920,555,318.80		(1,076,744,803.43)	
TRANSITION QUARTER UNDISBURSED FUNDS											
NO YEAR 15				0400	(1,051,827,049.19)	204,960,000.00		208,624,899.05		1,048,162,150.14	
PRIOR YEARS					(850,049.50)					325,436.19	
1975-AUGUST 31, 1975				15	14,269,685.51			2,478,362.97	1,097,406.43	10,693,916.11	
1975-DECEMBER 31, 1975				15	(8,763,756.22)			1,735,880.43	15,554.04	7,012,321.75	
TRANSFER TO:											
DRUG ENFORCEMENT ADMINISTRATION				NO YEAR 15	0400	11	(1,034,263.01)		243,054.81		791,208.20
SUBTOTAL TRANSITION QUARTER					(1,076,744,803.43)	204,960,000.00		213,082,197.26	1,637,573.78	1,066,985,032.39	
ACCOUNTS RECEIVABLE					25,906,951.59				-793,338,740.36	819,245,651.95	
FUND EQUITIES:											
UNOBLIGATED BALANCE					-91,515,112.76				-32,472,346.63	-59,042,766.13	
ACCOUNTS PAYABLE					-1,298,911.31				759,071,574.49	-760,370,485.80	
UNDELIVERED ORDERS					-1,120,755,049.75				-53,937,577.34	-1,066,817,472.41	
SUBTOTAL 15				0400	-0-	1,014,598,000.00		1,133,637,516.06	-119,039,516.06	-0-	
TOTAL, LAW ENFORCEMENT ASSISTANCE ADMINISTRATION FY 1976						809,638,000.00		920,555,318.80			
TOTAL, LAW ENFORCEMENT ASSISTANCE ADMINISTRATION T.Q.						204,960,000.00		213,082,197.26	-119,039,516.06		
DRUG ENFORCEMENT ADMINISTRATION											
GENERAL FUND ACCOUNTS											
SALARIES AND EXPENSES, DRUG ENFORCEMENT ADMINISTRATION FUND RESOURCES:											
UNDISBURSED FUNDS											
NO YEAR 15				1100	2,643,422.93			999,950.53		(1,643,472.40)	
1976						155,001,000.00		126,641,826.21		(28,359,173.79)	
1975					22,978,715.92			17,015,836.05		(5,962,879.87)	
1974					2,213,418.07			1,190,732.22		(1,022,685.85)	
PRIOR YEARS					2,208,899.14			490,545.01		(1,718,354.13)	
SUBTOTAL FY 1976					30,044,456.06	155,001,000.00		146,338,890.02		(38,706,566.04)	
TRANSITION QUARTER UNDISBURSED FUNDS											
NO YEAR 15				1100	(1,643,472.40)		2,250,000.00	995,213.27		2,898,259.13	
1976					(28,359,173.79)	43,388,000.00	-2,250,000.00	43,280,873.28	44,203.00	26,172,057.51	
1975					(5,962,879.87)			-154,617.52		6,117,497.39	
1974					(1,022,685.85)			-202,336.72			
PRIOR YEARS					(1,718,354.13)		-1,225,022.57	7,569.85		2,935,806.85	
SUBTOTAL TRANSITION QUARTER					(38,706,566.04)	43,388,000.00		43,926,702.16	44,203.00	38,123,660.88	
ACCOUNTS RECEIVABLE					3,634,491.14				-212,977.63	3,847,468.77	
FUND EQUITIES:											
UNOBLIGATED BALANCE					-1,403,931.98				837,149.54	-2,241,081.52	
ACCOUNTS PAYABLE					-23,631,829.87				6,507,208.29	-30,139,038.16	
UNDELIVERED ORDERS					-8,643,185.35				947,824.62	-9,591,009.97	
SUBTOTAL 15				1100	-0-	198,389,000.00		190,265,592.18	8,123,407.82	-0-	

Appropriations, Outlays, and Balances - Continued

Appropriation or Fund Account		Account symbol			Balances beginning of fiscal year <u>1/</u>	Appropriations and other obligational authority <u>2/</u>	Transfers, borrowings, and investments (net) <u>3/</u>	Outlays (net)	Balances withdrawn and other transactions <u>4/</u>	Balances end of fiscal year <u>5/</u>
Title	Period of availability	Dept. Reg.	Account No. Tr. From	Sub. No.						
DRUG ENFORCEMENT ADMINISTRATION-CONTINUED										
TRUST FUND ACCOUNTS										
DRUG ABUSE PREVENTION AND CONTROL GIFT FUND										
FUND RESOURCES:										
UNDISBURSED FUNDS					\$100.00	-----	-----	-----	-----	(\$100.00)
					100.00	-----	-----	-----	-----	(100.00)
TRANSITION QUARTER UNDISBURSED FUNDS					(100.00)	\$51.52	-----	-----	-----	151.52
					(100.00)	51.52	-----	-----	-----	151.52
FUND EQUITIES:										
UNOBLIGATED BALANCE					-100.00	-----	-----	-----	\$51.52	-151.52
					-0-	51.52	-----	-----	51.52	-0-
TOTAL, DRUG ENFORCEMENT ADMINISTRATION FY 1976					-----	155,001,000.00	-----	\$146,338,890.02	-----	-----
TOTAL, DRUG ENFORCEMENT ADMINISTRATION T.Q.					-----	43,388,051.52	-----	43,926,702.16	8,123,459.34	-----
DEDUCTIONS FOR OFFSETTING RECEIPTS <sup>8</sup>										
PROPRIETARY RECEIPTS FROM THE PUBLIC										
TRANSITION QUARTER PROPRIETARY RECEIPTS FROM THE PUBLIC					-----	-4,164,658.73	-----	-4,164,658.73	-----	-----
					-----	-31,082,080.17	-----	-31,082,080.17	-----	-----
					-----	-4,164,658.73	-----	-4,164,658.73	-----	-----
					-----	-31,082,080.17	-----	-31,082,080.17	-----	-----
					-----	2,174,912,341.27	-----	2,241,574,281.62	-----	-----
					-----	534,489,971.35	-----	550,633,442.48	-82,805,411.48	-----

## Appropriations, Outlays, and Balances

1 Amounts in parentheses represent non-add balances at the end of fiscal year 1976 and at the beginning of the transition quarter. Obligation data is shown at the beginning of fiscal year 1976 and at the end of the transition quarter only.

2 Only appropriations with appropriation transfer activity are presented in Table 1 (Appropriations and appropriation transfers) at the end of the chapter. Since the Department of Justice had no appropriation transfer activity during fiscal year 1976 and the transition quarter, Table 1 does not appear.

3 For detail of transfer activity by account see Table 2 (Transfers - Other than Appropriation Transfers) at end of chapter. Amounts not appearing in Table 2, unless otherwise footnoted, represent transfers of obligated balances from lapsed appropriations to merged prior-year accounts pursuant to 31 U.S.C. 701, borrowings (net) or investments (net).

4 The amounts in this column, unless otherwise footnoted, represent unobligated balances withdrawn or restored pursuant to 31 U.S.C. 701 and changes in unfilled customer orders, accounts receivable, accounts payable, undelivered orders and unobligated balances.

5 Unobligated balance represents no-year or unexpired multiple-year account unless otherwise footnoted.

6 Subject to disposition by the administrative agency.

7 Unobligated - unavailable.

8 For detail by account see Table C - "Receipts by Organizational Unit."

**TABLE 2 - TRANSFERS (OTHER THAN APPROPRIATION TRANSFERS - TABLE 1 )**

Account Symbol	Net Transfers	Details of Transfers		
		Accounts Involved	Amount From Or To (-)	Citation of Law
1561060	-\$2,553,000.00	75-1561060(03)	-\$2,553,000.00	42 USC 250a
75-1561060(03)	2,553,000.00	1561060	2,553,000.00	42 USC 250a
15X1003	-15,676,924.49	47-15X1003	-15,676,924.49	40 USC 490c
1561060	-\$764,000.00	75-1561060(03)	-\$764,000.00	42 USC 250a
75-1561060(03)	764,000.00	1561060	764,000.00	42 USC 250a
15X1003	-203,730.00	47-15X1003	-203,730.00	40 USC 490(c)
47-15X1003	203,730.00	15X1003	203,730.00	40 USC 490(c)

Account Symbol	Net Transfers	Details of Transfers		
		Accounts Involved	Amount From Or To (-)	Citation of Law
47-15X1003	\$15,676,924.49	15X1003	\$15,676,924.49	40 USC 490c
TOTAL (FY)	\$0		\$0	
15X1100	\$2,500,000.00	1561100	\$2,500,000.00	89 STAT.621,622
1561100	-2,500,000.00	15X1100	-2,500,000.00	89 STAT.621,622
TOTAL (TQ)	\$0		\$0	

FOOTNOTES



Appropriations, Outlays, and Balances - Continued

Appropriation or Fund Account		Account symbol			Balances beginning of fiscal year 1/	Appropriations and other obligational authority 2/	Transfers, borrowings, and investments (net) 3/	Outlays (net)	Balances withdrawn and other transactions 4/	Balances end of fiscal year 5/
Title	Period of availability	Dept. Reg.	Tr. From	Account No.						
DEPARTMENT OF LABOR										
MANPOWER ADMINISTRATION <sup>6</sup>										
EMPLOYMENT AND TRAINING ADMINISTRATION <sup>7</sup>										
GENERAL FUND ACCOUNTS										
PROGRAM ADMINISTRATION, EMPLOYMENT AND TRAINING ADMINISTRATION										
FUND RESOURCES:										
UNDISBURSED FUNDS	1976	16		0172		\$68,261,000.00		\$62,118,814.93		(\$6,142,185.07)
	1975					\$6,532,631.45		1,844,316.07		(4,688,315.38)
	1974					4,140,774.86		1,451,967.55		(2,688,807.31)
	PRIOR YEARS					3,393,634.49		459,667.77		(2,933,966.72)
TRANSFER TO:										
HEALTH, EDUCATION, AND WELFARE	1976	75	16	0172				33,396.24		(-33,396.24)
	1975					103,707.39		67,895.92		(35,811.47)
	1974					25,443.71		863.56		(24,580.15)
	PRIOR YEARS					320,310.67		-68.36		(320,379.03)
	SUBTOTAL FY 1976					14,516,502.57		65,976,853.68		(16,800,648.89)
TRANSITION QUARTER UNDISBURSED FUNDS	1976	16		0172		17,291,000.00		14,054,987.25	\$103.43	9,378,094.39
	1975					(4,688,315.38)		909,930.64	767,834.59	3,010,550.15
	1974					(2,688,807.31)		361,514.33	710,166.61	-
	PRIOR YEARS					(2,933,966.72)		68,185.37	1,483,050.06	2,999,857.66
TRANSFER TO:										
HEALTH, EDUCATION, AND WELFARE	1976	75	16	0172				-20,411.24		8-12,985.00
	1975					(-33,396.24)		-58,254.10	14,681.52	79,384.05
	1974					(35,811.47)				
	PRIOR YEARS					(24,580.15)		-24,580.15		194,955.52
	SUBTOTAL TRANSITION QUARTER					(16,800,648.89)		15,315,952.25	3,125,839.87	15,649,856.77
ACCOUNTS RECEIVABLE						3,259,306.36		142,298.05		3,117,008.31
FUND EQUITIES:										
ACCOUNTS PAYABLE						-7,615,657.06			1,197,695.23	-8,813,352.29
UNDELIVERED ORDERS						-10,160,151.87			-206,639.08	-9,953,512.79
	SUBTOTAL 16			0172		-0-		81,292,805.93	4,259,194.07	-0-
MANPOWER TRAINING ACTIVITIES, EMPLOYMENT AND TRAINING ADMINISTRATION										
FUND RESOURCES:										
UNDISBURSED FUNDS	PRIOR YEARS	16		0171		113,396,193.33		17,400,607.60		(95,995,585.73)
TRANSFER TO:										
AGRICULTURE	PRIOR YEARS	12	16	0171				176.27		(-176.27)
JUSTICE	PRIOR YEARS	15	16	0171				-612.86		(612.86)
CIVIL SERVICE COMMISSION	PRIOR YEARS	24	16	0171				-47,825.00		(47,825.00)
ENVIRONMENTAL PROTECTION AGENCY	PRIOR YEARS	68	16	0171		109,717.37				(109,717.37)
HEALTH, EDUCATION, AND WELFARE	PRIOR YEARS	75	16	0171		738,428.20		-11,479,525.21		(12,217,953.41)
HEALTH, EDUCATION, AND WELFARE, HEALTH SERVICES ADMINISTRATION	PRIOR YEARS	75	16	0171	3	52.54				(52.54)
HOUSING AND URBAN DEVELOPMENT	PRIOR YEARS	86	16	0171		54,876.64		-4,706.49		(59,583.13)
	SUBTOTAL FY 1976					114,299,268.08		5,868,114.31		(108,431,153.77)
TRANSITION QUARTER UNDISBURSED FUNDS	PRIOR YEARS	16		0171		(95,995,585.73)		1,654,210.05	21,981,444.15	72,359,931.53
TRANSFER TO:										
AGRICULTURE	PRIOR YEARS	12	16	0171		(-176.27)		613.68	-779.87	8-10.08
JUSTICE	PRIOR YEARS	15	16	0171		(612.86)			612.86	
CIVIL SERVICE COMMISSION	PRIOR YEARS	24	16	0171		(47,825.00)			47,825.00	
ENVIRONMENTAL PROTECTION AGENCY	PRIOR YEARS	68	16	0171		(109,717.37)			78,841.77	30,875.60
HEALTH, EDUCATION, AND WELFARE	PRIOR YEARS	75	16	0171		(12,217,953.41)		-1,005,375.65	129,128.54	13,094,200.52
HEALTH, EDUCATION, AND WELFARE, HEALTH SERVICES ADMINISTRATION	PRIOR YEARS	75	16	0171	3	(52.54)				52.54
HOUSING AND URBAN DEVELOPMENT	PRIOR YEARS	86	16	0171		(59,583.13)				59,583.13
	SUBTOTAL TRANSITION QUARTER					(108,431,153.77)		649,448.08	22,237,072.45	85,544,633.24
ACCOUNTS RECEIVABLE						836,143.08		268,557.59		567,585.49
FUND EQUITIES:										
ACCOUNTS PAYABLE						-19,881,742.91			-9,365,359.62	-10,516,383.29
UNDELIVERED ORDERS						-95,253,668.25			-19,657,832.81	-75,595,835.44
	SUBTOTAL 16			0171		-0-		6,517,562.39	-6,517,562.39	-0-

COMPREHENSIVE MANPOWER ASSISTANCE,  
EMPLOYMENT AND TRAINING  
ADMINISTRATION  
FUND RESOURCES:  
UNDISBURSED FUNDS

	1976-77	16	0174	- - - - -	2,388,400,000.00	-47,115,225.00	1,536,659,802.74	- - - - -	(804,624,972.26)
	1976			- - - - -	528,420,000.00	- - - - -	38,799,450.63	- - - - -	(489,620,549.37)
	1975-76			91,028,505,644.85	- - - - -	- - - - -	1,029,248,209.50	- - - - -	(-716,564.65)
	1974-75			127,181,923.00	- - - - -	26,000.00	98,269,417.52	- - - - -	(28,912,505.48)
	1973-74			13,146,990.32	- - - - -	- - - - -	1,365,517.39	- - - - -	(11,781,472.93)
	PRIOR YEARS			49,898,821.06	- - - - -	- - - - -	-9,679,517.58	- - - - -	(59,578,338.64)
1975-SEPTEMBER 30, 1975	16	0174	91	9458,050,000.00	- - - - -	- - - - -	420,757,629.56	- - - - -	(37,292,370.44)
TRANSFER TO:									
AGRICULTURE	1976-77	12	16	0174	- - - - -	30,158,000.00	24,723,378.38	- - - - -	(5,434,621.62)
	1975-76				3,198,081.30	- - - - -	3,002,035.36	- - - - -	(196,045.94)
	1974-75				364,743.17	- - - - -	346,975.13	- - - - -	(17,768.04)
	PRIOR YEARS				18,082.68	- - - - -	11,372.23	- - - - -	(6,710.45)
INTERIOR	1976-77	14	16	0174	- - - - -	64,348.00	- - - - -	- - - - -	(64,348.00)
INTERIOR, OFFICE OF THE SECRETARY	1976-77	14	16	0174	1	1,073,000.00	1,198,310.22	- - - - -	(-125,310.22)
	1975-76				14,267.13	- - - - -	13,804.08	- - - - -	(36,940.05)
INTERIOR, RECLAMATION	1976-77	14	16	0174	6	15,433,652.00	13,193,422.24	- - - - -	(2,240,229.76)
	1975-76				1,663,011.82	-36,477.00	1,491,774.39	- - - - -	(134,760.43)
	1974-75				68,694.18	- - - - -	57,764.56	- - - - -	(10,929.62)
	PRIOR YEARS				54.00	- - - - -	- - - - -	- - - - -	(54.00)
CIVIL SERVICE COMMISSION	1976-77	24	16	0174	- - - - -	386,225.00	- - - - -	- - - - -	(386,225.00)
	1975-76				27,149.00	- - - - -	- - - - -	- - - - -	(27,149.00)
	1974-75				154,892.00	- - - - -	70,108.00	- - - - -	(84,784.00)
	1973-74				- - - - -	- - - - -	-3,810.00	- - - - -	(3,810.00)
ENVIRONMENTAL PROTECTION AGENCY	1975-76	68	16	0174	- - - - -	- - - - -	112,434.22	- - - - -	(33,750.35)
	1973-74				146,184.57	- - - - -	153,065.82	- - - - -	(64,172.06)
	PRIOR YEARS				217,237.88	- - - - -	- - - - -	- - - - -	(5,733.21)
HEALTH, EDUCATION, AND WELFARE	1975-76	75	16	0174	- - - - -	-26,000.00	318,156.07	- - - - -	(244,517.92)
	1974-75				588,673.99	- - - - -	7,453,509.95	- - - - -	(14,369,084.37)
	1973-74				21,822,594.32	- - - - -	-15,211,889.34	- - - - -	(17,608,013.68)
	PRIOR YEARS				2,396,124.34	- - - - -	1,140,968.20	- - - - -	(6,860,595.56)
COMMUNITY SERVICES ADMINISTRATION	1975-76	81	16	0174	- - - - -	- - - - -	670,470.00	- - - - -	(30,200.00)
	1974-75				8,001,563.76	- - - - -	- - - - -	- - - - -	- - - - -
	1973-74				700,670.00	- - - - -	- - - - -	- - - - -	- - - - -
	PRIOR YEARS				- - - - -	- - - - -	- - - - -	- - - - -	- - - - -
HOUSING AND URBAN DEVELOPMENT	1975-SEPTEMBER 30, 1975	81	16	0174	91	15,300,000.00	15,148,751.69	- - - - -	(151,248.31)
	1974-75	86	16	0174		6,849.01	6,849.01	- - - - -	- - - - -
	1973-74				8,304.58	- - - - -	3,780.64	- - - - -	(4,523.94)
	PRIOR YEARS				160,138.26	- - - - -	719.36	- - - - -	(159,418.90)
	SUBTOTAL FY 1976				1,731,646,428.43	2,916,820,000.00	3,169,322,459.97	- - - - -	(1,479,143,968.46)
TRANSITION QUARTER									
UNDISBURSED FUNDS	1976-77	16	0174	- - - - -	(804,624,972.26)	597,500,000.00	-10,797,000.00	- - - - -	764,540,373.34
	1976				(489,620,549.37)	- - - - -	401,320,918.34	- - - - -	88,298,940.03
	1975-76				(-716,564.65)	- - - - -	-12,617,408.93	691.00	11,350,549.20
	1974-75				(28,912,505.48)	- - - - -	3,437,840.08	550,295.08	9,505,352.08
	1973-74				(11,781,472.93)	- - - - -	-6,214,684.99	15,969,313.32	4,194,980.49
	PRIOR YEARS				(59,578,338.64)	- - - - -	1,371,807.45	4,194,980.49	47,613,446.96
1975-SEPTEMBER 30, 1975	16	0174	91	- - - - -	(37,292,370.44)	- - - - -	32,173,913.24	19,831,321.71	5,077,489.20
TRANSFER TO:									
AGRICULTURE	1976-77	12	16	0174	- - - - -	6,867,000.00	6,600,553.52	- - - - -	5,701,068.10
	1975-76				(5,434,621.62)	- - - - -	60,221.82	56,660.60	79,163.52
	1974-75				(196,045.94)	- - - - -	-10.44	10,392.19	7,386.29
	PRIOR YEARS				(6,710.45)	- - - - -	420.75	3,263.95	3,025.75
INTERIOR	1976-77	14	16	0174	- - - - -	-64,348.00	- - - - -	- - - - -	- - - - -
INTERIOR, OFFICE OF THE SECRETARY	1976-77	14	16	0174	1	297,000.00	140,969.70	- - - - -	30,720.08
	1975-76				(-125,310.22)	- - - - -	16,737.73	695.35	19,506.97
INTERIOR, RECLAMATION	1976-77	14	16	0174	6	3,697,348.00	3,744,169.24	- - - - -	2,193,408.52
	1975-76				(2,240,229.76)	- - - - -	58,424.96	491.04	75,844.43
	1974-75				(134,760.43)	- - - - -	344.00	10,539.62	46.00
	PRIOR YEARS				(10,929.62)	- - - - -	- - - - -	54.00	- - - - -
CIVIL SERVICE COMMISSION	1976-77	24	16	0174	- - - - -	(386,225.00)	- - - - -	- - - - -	386,225.00
	1975-76				(386,225.00)	- - - - -	- - - - -	- - - - -	27,149.00
	1974-75				(27,149.00)	- - - - -	- - - - -	- - - - -	84,784.00
	1973-74				(84,784.00)	- - - - -	- - - - -	- - - - -	- - - - -
ENVIRONMENTAL PROTECTION AGENCY	1975-76	68	16	0174	- - - - -	- - - - -	3,810.00	- - - - -	- - - - -
	1973-74				(33,750.35)	- - - - -	11,543.33	- - - - -	22,207.02
	PRIOR YEARS				(64,172.06)	-30,713.98	26,331.79	7,126.29	- - - - -
HEALTH, EDUCATION, AND WELFARE	1975-76	75	16	0174	- - - - -	30,713.98	16,637.07	- - - - -	36,447.19
	1974-75				(244,517.92)	- - - - -	-383,200.60	26,484.10	201,396.75
	1973-74				(14,369,084.37)	- - - - -	-1,521,186.58	4,143,184.28	10,609,100.69
	PRIOR YEARS				(17,608,013.68)	-15,768,727.98	15,768,727.98	3,360,472.28	- - - - -
COMMUNITY SERVICES ADMINISTRATION	1975-76	81	16	0174	- - - - -	- - - - -	30,200.00	- - - - -	24,317,741.28
	1974-75				(6,860,595.56)	- - - - -	- - - - -	- - - - -	- - - - -
	1973-74				(30,200.00)	- - - - -	- - - - -	- - - - -	- - - - -
	PRIOR YEARS				- - - - -	- - - - -	- - - - -	- - - - -	- - - - -
HOUSING AND URBAN DEVELOPMENT	1975-SEPTEMBER 30, 1975	81	16	0174	91	(151,248.31)	86,104.07	46,268.80	18,875.44
	1974-75	86	16	0174		- - - - -	- - - - -	- - - - -	- - - - -
	1973-74				(4,523.94)	- - - - -	- - - - -	- - - - -	- - - - -
	PRIOR YEARS				(159,418.90)	-4,523.94	- - - - -	- - - - -	- - - - -
	SUBTOTAL TRANSITION QUARTER				(1,479,143,968.46)	597,500,000.00	1,057,802,625.54	48,477,153.24	970,364,189.68

Appropriations, Outlays, and Balances - Continued

Appropriation or Fund Account		Account symbol			Balances beginning of fiscal year <sup>1/</sup>	Appropriations and other obligatory authority <sup>2/</sup>	Transfers, borrowings, and investments (net) <sup>3/</sup>	Outlays (net)	Balances withdrawn and other transactions <sup>4/</sup>	Balances end of fiscal year <sup>5/</sup>
Title	Period of availability	Dept. Reg.	Account No.	Sub. No.						
EMPLOYMENT AND TRAINING ADMINISTRATION-CONTINUED										
GENERAL FUND ACCOUNTS-CONTINUED										
EMPLOYMENT AND TRAINING ADMINISTRATION-CONTINUED										
TRANSITION QUARTER-CONTINUED										
ACCOUNTS RECEIVABLE					\$53,511,439.45	-	-	-	-\$56,790,284.29	\$110,301,723.74
UNFILED CUSTOMER ORDERS					-	-	-	-	-11,200.80	11,200.80
FUND EQUITIES:										
UNOBLIGATED BALANCE					-175,684,639.94	-	-	-	-75,675,665.02	-100,008,974.92
ACCOUNTS PAYABLE					-62,785,860.46	-	-	-	8,151,046.61	-70,936,907.07
UNDELIVERED ORDERS					-1,546,687,367.48	-	-	-	-636,956,135.25	-909,731,232.23
	SUBTOTAL 16		0174		-0-	\$3,514,320,000.00		\$4,227,125,085.51	-712,805,085.51	-0-
COMMUNITY SERVICE EMPLOYMENT FOR OLDER AMERICANS EMPLOYMENT AND TRAINING ADMINISTRATION										
FUND RESOURCES:										
UNDISBURSED FUNDS	1976-JUNE 30, 1977	16	0175		-	55,900,000.00	-	4,737,000.00	-	(51,163,000.00)
	1976				-	30,000,000.00	-	28,446,650.31	-	(1,553,349.69)
	1975				12,000,000.00	-	-	11,955,651.30	-	(44,348.70)
	1974				1,393,130.40	-	-	1,329,780.36	-	(63,350.04)
	SUBTOTAL FY 1976				13,393,130.40	85,900,000.00	-	46,469,081.97	-	(52,824,048.43)
TRANSITION QUARTER UNDISBURSED FUNDS										
	1976-JUNE 30, 1977	16	0175		(51,163,000.00)	-	-	10,267,559.00	-	40,895,441.00
	1976				(1,553,349.69)	-	-	480,380.00	-	1,072,969.69
	1975				(44,348.70)	-	-	-	-	44,348.70
	1974				(63,350.04)	-	-	-	-	-
	PRIOR YEARS				-	-	-54,798.30	8,551.74	-	54,798.30
	SUBTOTAL TRANSITION QUARTER				(52,824,048.43)	-	54,798.30	10,756,490.74	-	42,067,557.69
ACCOUNTS RECEIVABLE					313,475.60	-	-	-	-8,869,675.71	9,183,151.31
FUND EQUITIES:										
UNOBLIGATED BALANCE					-	-	-	-	251,000.00	-251,000.00
ACCOUNTS PAYABLE					-1,031,393.00	-	-	-	-940,418.00	-90,975.00
UNDELIVERED ORDERS					-12,675,213.00	-	-	-	38,233,521.00	-50,908,734.00
	SUBTOTAL 16		0175		-0-	85,900,000.00		57,225,572.71	28,674,427.29	-0-
TEMPORARY EMPLOYMENT ASSISTANCE, EMPLOYMENT AND TRAINING ADMINISTRATION										
FUND RESOURCES:										
UNDISBURSED FUNDS	1976-JANUARY 31, 1977	16	0173		-	1,200,000,000.00	-	6,012,463.80	-	(1,193,987,536.20)
	1975-DECEMBER 31, 1975				555,791,029.01	-	-	554,180,134.95	-	(1,610,894.06)
	1975-JUNE 30, 1976	16	0173	91	-	1,625,000,000.00	-	1,327,134,758.40	-	(297,865,241.60)
	SUBTOTAL FY 1976				555,791,029.01	2,825,000,000.00	-	1,887,327,357.15	-	(1,493,463,671.86)
TRANSITION QUARTER UNDISBURSED FUNDS										
	1976-JANUARY 31, 1977	16	0173		(1,193,987,536.20)	-	-	320,741,345.56	-	873,246,190.64
	1975-DECEMBER 31, 1975				(1,610,894.06)	-	-	-1,487,685.55	-	3,098,579.61
	1975-JUNE 30, 1976	16	0173	91	(297,865,241.60)	-	-	199,804,187.66	109,072.00	97,951,981.94
	SUBTOTAL TRANSITION QUARTER				(1,493,463,671.86)	-	-	519,057,847.67	109,072.00	974,296,752.19
ACCOUNTS RECEIVABLE					-	-	-	-	-98,606,351.36	98,606,351.36
FUND EQUITIES:										
UNOBLIGATED BALANCE					-2,719,487.00	-	-	-	17,416,653.00	-20,136,140.00
ACCOUNTS PAYABLE					-34,788,058.01	-	-	-	17,853,218.54	-52,641,276.55
UNDELIVERED ORDERS					-518,283,484.00	-	-	-	481,842,203.00	-1,000,125,687.00
	SUBTOTAL 16		0173		-0-	2,825,000,000.00		2,406,385,204.82	418,614,795.18	-0-
EMERGENCY EMPLOYMENT ASSISTANCE, EMPLOYMENT AND TRAINING ADMINISTRATION										
FUND RESOURCES:										
UNDISBURSED FUNDS	1973-74	16	0177		-	-	-	-2,412,656.51	-	(2,412,656.51)
	PRIOR YEARS				5,437,694.63	-	-	-104,445.88	-	(5,542,140.51)
	SUBTOTAL FY 1976				5,437,694.63	-	-	-2,517,102.39	-	(7,954,797.02)
TRANSITION QUARTER UNDISBURSED FUNDS										
	1973-74	16	0177		(2,412,656.51)	-	-361,531.98	-366,978.61	2,418,103.14	-
	PRIOR YEARS				(5,542,140.51)	-	361,531.98	-37,450.00	2,649,906.38	3,291,216.11
	SUBTOTAL TRANSITION QUARTER				(7,954,797.02)	-	-	-404,428.61	5,068,009.52	3,291,216.11
ACCOUNTS RECEIVABLE					8,632,959.64	-	-	-	6,403,228.95	2,229,730.69
FUND EQUITIES:										
UNOBLIGATED BALANCE					-942,351.08	-	-	-	-942,351.08	-
ACCOUNTS PAYABLE					-5,153,707.35	-	-	-	-4,906,707.35	-247,000.00
UNDELIVERED ORDERS					-7,974,595.84	-	-	-	-2,700,649.04	-5,273,946.80
	SUBTOTAL 16		0177		-0-	-	-	-2,921,531.00	2,921,531.00	-0-



Appropriations, Outlays, and Balances - Continued

Appropriation or Fund Account		Account symbol			Balances beginning of fiscal year 1/	Appropriations and other obligational authority 2/	Transfers, borrowings, and investments (net) 3/	Outlays (net)	Balances withdrawn and other transactions 4/	Balances end of fiscal year 2/	
Title	Period of availability	Dept. Reg.	Account No.	Sub. No.							
EMPLOYMENT AND TRAINING ADMINISTRATION-CONTINUED											
INTRAGOVERNMENTAL FUNDS-CONTINUED											
CONSOLIDATED WORKING FUND, LABOR, EMPLOYMENT AND TRAINING ADMINISTRATION-CONTINUED											
FUND RESOURCES -CONTINUED											
TRANSITION QUARTER											
UNDISBURSED FUNDS	NO YEAR 16		3912		( \$8,710,367.51 )	- - - - -	- \$4,874,079.55	- - - - -	- - - - -	\$13,584,447.06	
	1976-77				- - - - -	- - - - -	-640,000.00	- - - - -	- - - - -	640,000.00	
	1976				( 1,389,366.01 )	- - - - -	-83,741.18	- - - - -	\$8,529.88	1,464,577.31	
	1975-76				( 500,000.00 )	- - - - -	- - - - -	- - - - -	- - - - -	500,000.00	
	1975				( 819,169.19 )	- - - - -	340,169.16	- - - - -	4,236.05	474,763.98	
	1974				( 94,239.93 )	- - - - -	402.22	- - - - -	42,537.71	- - - - -	
	1973-74				( 876.64 )	- - - - -	- \$51,300.00	- - - - -	- - - - -	- - - - -	
	PRIOR YEARS				( 234,038.70 )	- - - - -	-876.64	- - - - -	123,246.00	432.11	
	SUBTOTAL TRANSITION QUARTER				( 11,748,057.98 )	- - - - -	52,176.64	- - - - -	162,537.23	16,664,220.46	
ACCOUNTS RECEIVABLE					19,781.00	- - - - -	- - - - -	- - - - -	217,840.87	904,256.87	
FUND EQUITIES:						- - - - -	- - - - -	- - - - -	-6,521,451.81	-2,395,841.00	
UNOBLIGATED BALANCE					-8,917,292.81	- - - - -	- - - - -	- - - - -	1,142,949.19	-1,751,789.35	
ACCOUNTS PAYABLE					-608,840.16	- - - - -	- - - - -	- - - - -	6,696,403.10	-13,420,846.98	
UNDELIVERED ORDERS					-6,724,443.88	- - - - -	- - - - -	- - - - -	651,265.48	-0-	
	SUBTOTAL 16		3912		-0-	- - - - -	-651,265.48	- - - - -			
TRUST FUND ACCOUNTS											
GIFTS AND BEQUESTS, NATIONAL COMMISSION FOR MANPOWER POLICY											
FUND RESOURCES:											
UNDISBURSED FUNDS	NO YEAR 16		8131		62,500.00	\$62,500.00	- - - - -	14,819.52	- - - - -	(110,180.48)	
	SUBTOTAL FY 1976				62,500.00	62,500.00	- - - - -	14,819.52	- - - - -	(110,180.48)	
TRANSITION QUARTER											
UNDISBURSED FUNDS	NO YEAR 16		8131		( 110,180.48 )	-7,500.00	- - - - -	9,822.42	- - - - -	92,858.06	
	SUBTOTAL TRANSITION QUARTER				( 110,180.48 )	-7,500.00	- - - - -	9,822.42	- - - - -	92,858.06	
ACCOUNTS RECEIVABLE					- - - - -	- - - - -	- - - - -	- - - - -	-7,999.58	7,999.58	
FUND EQUITIES:						- - - - -	- - - - -	- - - - -	9,227.64	-71,727.64	
UNOBLIGATED BALANCE					-62,500.00	- - - - -	- - - - -	- - - - -	2,794.00	-2,794.00	
ACCOUNTS PAYABLE					- - - - -	- - - - -	- - - - -	- - - - -	26,336.00	-26,336.00	
UNDELIVERED ORDERS					- - - - -	- - - - -	- - - - -	- - - - -	30,358.06	-0-	
	SUBTOTAL 16		8131		-0-	55,000.00	- - - - -	24,641.94	- - - - -		
SUBTOTAL, EMPLOYMENT AND TRAINING ADMINISTRATION FY 1976 . . . . .					- - - - -	11,387,343,500.00	- - - - -	15,134,179,064.97	- - - - -	- - - - -	
SUBTOTAL, EMPLOYMENT AND TRAINING ADMINISTRATION T.Q. . . . .					- - - - -	730,083,500.00	- - - - -	2,822,447,981.79	-5,839,200,046.76	- - - - -	
UNEMPLOYMENT TRUST FUND											
TRUST FUND ACCOUNTS											
UNEMPLOYMENT TRUST FUND											
FUND RESOURCES:											
UNDISBURSED FUNDS	NO YEAR 20		8042		207,536,731.06	116,213,479,504.90	122,147,612,966.03	117,686,103,271.63	- - - - -	( 882,525,930.36 )	
TRANSFER TO:											
GRANTS TO STATES FOR UNEMPLOYMENT INSURANCE AND EMPLOYMENT SERVICES, TRUST FUND, LABOR, EMPLOYMENT AND TRAINING ADMINISTRATION											
	1974-75	16	20	8042	31	-10,944,941.92	- - - - -	-11,148,312.89	- - - - -	( 203,370.97 )	
	1974					23,730,050.35	-1,257,782.77	17,140,228.20	- - - - -	( 5,332,039.38 )	
	PRIOR YEARS					6,363,236.62	953,811.00	1,434,221.28	- - - - -	( 5,882,826.34 )	
SALARIES AND EXPENSES, TRUST FUND LABOR, BUREAU OF EMPLOYMENT SECURITY, EMPLOYMENT AND TRAINING ADMINISTRATION											
	PRIOR YEARS	16	20	8042	32	71,787.47	- - - - -	-10,994.26	64,937.38	- - - - -	( -4,144.17 )
RAILROAD UNEMPLOYMENT BENEFITS AND REFUNDS, TRUST FUND, RAILROAD RETIREMENT BOARD											
	NO YEAR	60	20	8042	1	336,876.57	- - - - -	217,740,000.00	217,910,476.74	- - - - -	( 166,395.83 )

RAILROAD UNEMPLOYMENT ADMINISTRATIVE EXPENSES, TRUST FUND, RAILROAD RETIREMENT BOARD		NO YEAR 60 20 8042 2	570,611.85	- - - - -	- - - - -	- - - - -	- - - - -	- - - - -	( 62,320.28)
INVESTMENTS IN PUBLIC DEBT SECURITIES			7,183,473,000.00	- - - - -	- - - - -	8,400,000.00	8,908,291.57	- - - - -	( 4,810,035,000.00)
SUBTOTAL FY 1976			7,411,137,352.00	16,213,479,504.90	-2,373,438,000.00	- - - - -	17,920,413,113.91	- - - - -	( 5,704,203,742.99)
TRANSITION QUARTER UNDISBURSED FUNDS		NO YEAR 20 8042	( 882,525,930.36)	13,379,198,337.92	14-148,813,000.00	13,494,269,572.31	- - - - -	- - - - -	618,641,695.57
TRANSFER TO:									
GRANTS TO STATES FOR UNEMPLOYMENT INSURANCE AND EMPLOYMENT SERVICES, TRUST FUND, LABOR, EMPLOYMENT AND TRAINING ADMINISTRATION		1974-75 16 20 8042 31	( 203,370.97)	- - - - -	- - - - -	- - - - -	-677,903.25	- - - - -	881,274.22
		1974	( 5,332,039.38)	- - - - -	- - - - -	-3,785,585.58	1,494,004.30	- - - - -	52,449.50
		PRIOR YEARS	( 5,882,826.34)	- - - - -	- - - - -	3,785,585.58	45,729.62	- - - - -	9,622,682.30
SALARIES AND EXPENSES, TRUST FUND LABOR, BUREAU OF EMPLOYMENT SECURITY, EMPLOYMENT AND TRAINING ADMINISTRATION		PRIOR YEARS 16 20 8042 32	(-4,144.17)	- - - - -	- - - - -	- - - - -	- - - - -	- - - - -	8-4,144.17
RAILROAD UNEMPLOYMENT BENEFITS AND REFUNDS, TRUST FUND, RAILROAD RETIREMENT BOARD		NO YEAR 60 20 8042 1	( 166,399.83)	- - - - -	- - - - -	48,345,000.00	46,619,472.69	- - - - -	1,891,927.14
RAILROAD UNEMPLOYMENT ADMINISTRATIVE EXPENSES, TRUST FUND, RAILROAD RETIREMENT BOARD		NO YEAR 60 20 8042 2	( 62,320.28)	- - - - -	- - - - -	2,600,000.00	2,093,256.31	- - - - -	8-30,936.03
INVESTMENTS IN PUBLIC DEBT SECURITIES			( 4,810,035,000.00)	- - - - -	- - - - -	104,068,000.00	- - - - -	- - - - -	4,914,103,000.00
SUBTOTAL TRANSITION QUARTER			( 5,704,203,742.99)	3,379,198,337.92	5,600,000.00	3,543,844,131.98	- - - - -	- - - - -	5,545,157,948.93
ACCOUNTS RECEIVABLE			27,678,700.31	- - - - -	- - - - -	- - - - -	15,554,989.87	- - - - -	12,123,710.44
FUND EQUITIES:									
UNOBLIGATED BALANCE			-7,393,634,523.25	- - - - -	- - - - -	- - - - -	- - - - -	-1,902,666,272.53	15-5,490,968,250.72
ACCOUNTS PAYABLE			-18,879,931.02	- - - - -	- - - - -	- - - - -	- - - - -	- - - - -	-50,378,831.50
UNDELIVERED ORDERS			-26,301,598.04	- - - - -	- - - - -	- - - - -	- - - - -	- - - - -	-15,934,577.15
SUBTOTAL 20 8042			-0-	19,592,677,842.82	5,600,000.00	21,464,257,245.89	-1,865,979,403.07	- - - - -	-0-
TOTAL, UNEMPLOYMENT TRUST FUND FY 1976			- - - - -	16,213,479,504.90	- - - - -	17,920,413,113.91	- - - - -	- - - - -	- - - - -
TOTAL, UNEMPLOYMENT TRUST FUND T.Q.			- - - - -	3,379,198,337.92	5,600,000.00	3,543,844,131.98	-1,865,979,403.07	- - - - -	- - - - -
TOTAL, EMPLOYMENT AND TRAINING ADMINISTRATION FY 1976			- - - - -	27,600,823,004.90	- - - - -	33,054,592,178.88	- - - - -	- - - - -	- - - - -
TOTAL, EMPLOYMENT AND TRAINING ADMINISTRATION T.Q.			- - - - -	4,109,281,837.92	5,600,000.00	6,366,292,113.77	-7,705,179,449.83	- - - - -	- - - - -
LABOR-MANAGEMENT SERVICES ADMINISTRATION									
GENERAL FUND ACCOUNTS									
SALARIES AND EXPENSES, LABOR-MANAGEMENT SERVICES ADMINISTRATION									
FUND RESOURCES:									
UNDISBURSED FUNDS		1976 16 0104	- - - - -	45,885,000.00	- - - - -	34,031,359.95	- - - - -	- - - - -	( 11,853,640.05)
		1975	2,876,280.42	- - - - -	- - - - -	2,586,709.80	- - - - -	- - - - -	( 289,570.62)
		1974	743,225.45	- - - - -	- - - - -	310,090.79	- - - - -	- - - - -	( 433,134.66)
		PRIOR YEARS	139,373.62	- - - - -	- - - - -	136,511.00	- - - - -	- - - - -	( 2,862.62)
SUBTOTAL FY 1976			3,758,879.49	45,885,000.00	- - - - -	37,064,671.54	- - - - -	- - - - -	( 12,579,207.95)
TRANSITION QUARTER UNDISBURSED FUNDS		1976 16 0104	( 11,853,640.05)	11,464,000.00	- - - - -	10,006,012.90	4,316,201.78	- - - - -	8,995,425.37
		1975	( 289,570.62)	- - - - -	- - - - -	285,980.44	-905,185.44	- - - - -	908,775.62
		1974	( 433,134.66)	- - - - -	- - - - -	1,028.97	-17,901.91	- - - - -	- - - - -
		PRIOR YEARS	( 2,862.62)	- - - - -	- - - - -	3,838.78	-143,342.75	- - - - -	592,374.19
SUBTOTAL TRANSITION QUARTER			( 12,579,207.95)	11,464,000.00	- - - - -	10,296,861.09	3,249,771.68	- - - - -	10,496,575.18
ACCOUNTS RECEIVABLE			530,780.78	- - - - -	- - - - -	- - - - -	-679,662.69	- - - - -	1,210,443.47
FUND EQUITIES:									
ACCOUNTS PAYABLE			-659,200.81	- - - - -	- - - - -	- - - - -	- - - - -	1,690,972.40	-2,350,173.21
UNDELIVERED ORDERS			-3,630,459.46	- - - - -	- - - - -	- - - - -	- - - - -	- - - - -	-9,356,845.44
SUBTOTAL 16 0104			-0-	57,349,000.00	- - - - -	47,361,532.63	9,987,467.37	- - - - -	-0-
TOTAL, LABOR-MANAGEMENT SERVICES ADMINISTRATION FY 1976			- - - - -	45,885,000.00	- - - - -	37,064,671.54	- - - - -	- - - - -	- - - - -
TOTAL, LABOR-MANAGEMENT SERVICES ADMINISTRATION T.Q.			- - - - -	11,464,000.00	- - - - -	10,296,861.09	9,987,467.37	- - - - -	- - - - -

FOOTNOTES AT END OF CHAPTER

Appropriations, Outlays, and Balances - Continued

Appropriation or Fund Account		Account symbol			Balances beginning of fiscal year 1/	Appropriations and other obligational authority 2/	Transfers, borrowings, and investments (net) 2/	Outlays (net)	Balances withdrawn and other transactions 4/	Balances end of fiscal year 2/
Title	Period of availability	Dept. Reg.	Account No.	Sub. No.						
EMPLOYMENT STANDARDS ADMINISTRATION										
GENERAL FUND ACCOUNTS										
SALARIES AND EXPENSES, EMPLOYMENT STANDARDS ADMINISTRATION										
FUND RESOURCES:										
UNDISBURSED FUNDS	1976 16		0105		- - - - -	\$87,407,000.00	- - - - -	\$79,018,541.87	- - - - -	(\$8,388,458.13)
	1975				\$5,783,065.57	- - - - -	- - - - -	4,403,126.98	- - - - -	(1,379,938.59)
	1974				830,185.41	- - - - -	- - - - -	357,528.29	- - - - -	(472,657.12)
	PRIOR YEARS				575,779.56	- - - - -	- - - - -	59,320.51	- - - - -	(516,459.05)
TRANSFER TO:										
NATIONAL COMMISSION ON STATE WORKMEN'S COMPENSATION LAWS	PRIOR YEARS	48	16	0105	56	- - - - -	- - - - -	4,420.00	- - - - -	(-4,420.00)
	SUBTOTAL FY 1976					7,189,030.54	87,407,000.00	83,842,937.65	- - - - -	(10,753,092.89)
TRANSITION QUARTER										
UNDISBURSED FUNDS	1976 16		0105		(8,388,458.13)	22,621,000.00	- - - - -	20,404,633.57	\$980,655.59	9,624,168.97
	1975				(1,379,938.59)	- - - - -	- - - - -	254,449.27	348,097.52	777,391.80
	1974				(472,657.12)	- - - - -	- - - - -	11,123.08	168,594.17	- - - - -
	PRIOR YEARS				(516,459.05)	- - - - -	- \$292,939.87	3,107.75	200,587.79	605,703.38
							292,939.87			
TRANSFER TO:										
NATIONAL COMMISSION ON STATE WORKMEN'S COMPENSATION LAWS	PRIOR YEARS	48	16	0105	56	(-4,420.00)	- - - - -	- - - - -	-4,420.00	- - - - -
	SUBTOTAL TRANSITION QUARTER					(10,753,092.89)	22,621,000.00	20,673,313.67	1,693,515.07	11,007,264.15
						191,431.78	- - - - -	- - - - -	185,937.28	5,494.50
ACCOUNTS RECEIVABLE										
FUND EQUITIES:										
ACCOUNTS PAYABLE					-2,094,988.81	- - - - -	- - - - -	- - - - -	4,162,997.26	-6,257,986.07
UNDELIVERED ORDERS					-5,285,473.51	- - - - -	- - - - -	- - - - -	-530,700.93	-4,754,772.58
	SUBTOTAL 16		0105		-0-	110,028,000.00	- - - - -	104,516,251.32	5,511,748.68	-0-
SPECIAL BENEFITS, EMPLOYMENT STANDARDS ADMINISTRATION										
FUND RESOURCES:										
UNDISBURSED FUNDS	1976 16		1521		- - - - -	268,926,324.48	- - - - -	240,269,112.11	- - - - -	(28,657,212.37)
	1975				765,667.39	- - - - -	- - - - -	434,691.54	- - - - -	(330,975.85)
	1974				9,622.00	- - - - -	- - - - -	- - - - -	- - - - -	(9,622.00)
	JUNE 16, 1975-1976				515,230.65	- - - - -	- - - - -	515,230.65	- - - - -	- - - - -
APPROPRIATION AVAILABLE IN PRIOR FISCAL YEAR										
	1975-76				- - - - -	-29,173,675.52	- - - - -	- - - - -	- - - - -	- - - - -
	SUBTOTAL FY 1976				1,290,520.04	268,926,324.48	- - - - -	241,219,034.30	- - - - -	(28,997,810.22)
TRANSITION QUARTER										
UNDISBURSED FUNDS	1976 16		1521		(28,657,212.37)	80,800,000.00	- - - - -	70,592,013.48	35,097,462.35	3,767,736.54
	1975				(330,975.85)	- - - - -	- - - - -	16,746.66	279,229.19	35,000.00
	1974				(9,622.00)	- - - - -	- - - - -	- - - - -	9,322.00	- - - - -
	PRIOR YEARS				- - - - -	- - - - -	-300.00	- - - - -	- - - - -	300.00
							300.00			
	SUBTOTAL TRANSITION QUARTER				(28,997,810.22)	80,800,000.00	- - - - -	70,608,760.14	35,386,013.54	3,803,036.54
FUND EQUITIES:										
ACCOUNTS PAYABLE					-1,290,520.04	- - - - -	- - - - -	- - - - -	2,511,977.99	-3,802,498.03
UNDELIVERED ORDERS					- - - - -	- - - - -	- - - - -	- - - - -	538.51	-538.51
	SUBTOTAL 16		1521		-0-	349,726,324.48	- - - - -	311,827,794.44	37,898,530.04	-0-
TRUST FUND ACCOUNTS										
RELIEF AND REHABILITATION, LONGSHOREMEN'S AND HARBOR WORKERS' COMPENSATION ACT, AS AMENDED, DEPARTMENT OF LABOR										
FUND RESOURCES:										
UNDISBURSED FUNDS	NO YEAR 16		8130		5,309,083.38	3,393,965.81	-5,478,000.00	3,034,805.54	- - - - -	(190,243.65)
INVESTMENTS IN PUBLIC DEBT SECURITIES					- - - - -	- - - - -	5,478,000.00	- - - - -	- - - - -	(5,478,000.00)
	SUBTOTAL FY 1976				5,309,083.38	3,393,965.81	- - - - -	3,034,805.54	- - - - -	(5,668,243.65)
TRANSITION QUARTER										
UNDISBURSED FUNDS	NO YEAR 16		8130		(190,243.65)	48,351.43	975,000.00	831,808.88	- - - - -	381,786.20
INVESTMENTS IN PUBLIC DEBT SECURITIES					(5,478,000.00)	- - - - -	-975,000.00	- - - - -	- - - - -	4,503,000.00
	SUBTOTAL TRANSITION QUARTER				(5,668,243.65)	48,351.43	- - - - -	831,808.88	- - - - -	4,884,786.20
							- - - - -	- - - - -	-3,621.80	3,621.80
ACCOUNTS RECEIVABLE										
FUND EQUITIES:										
UNOBLIGATED BALANCE					-1,699,336.78	- - - - -	- - - - -	- - - - -	915,372.69	16-2,614,709.47
ACCOUNTS PAYABLE					-3,609,746.60	- - - - -	- - - - -	- - - - -	-1,336,048.07	-2,273,698.53
	SUBTOTAL 16		8130		-0-	3,442,317.24	- - - - -	3,866,614.42	-424,297.18	-0-

RELIEF AND REHABILITATION, WORKMEN'S  
COMPENSATION ACT, WITHIN THE  
DISTRICT OF COLUMBIA, DEPARTMENT OF LABOR  
FUND RESOURCES:

UNDISBURSED FUNDS	NO YEAR 16	8134	1,377,990.10	919,194.10	-1,164,000.00	983,272.46		(149,911.74)
INVESTMENTS IN PUBLIC DEBT SECURITIES			31,000.00		1,164,000.00			(1,195,000.00)
	SUBTOTAL FY 1976		1,408,990.10	919,194.10		983,272.46		(1,344,911.74)
TRANSITION QUARTER								
UNDISBURSED FUNDS	NO YEAR 16	8134	(149,911.74)	23,450.91	326,000.00	269,191.86		230,170.79
INVESTMENTS IN PUBLIC DEBT SECURITIES			(1,195,000.00)		-326,000.00			869,000.00
	SUBTOTAL TRANSITION QUARTER		(1,344,911.74)	23,450.91		269,191.86		1,099,170.79
ACCOUNTS RECEIVABLE							-5,119.99	5,119.99
FUND EQUITIES:								
UNOBLIGATED BALANCE			-518,136.90				124,680.09	17,642,816.99
ACCOUNTS PAYABLE			-890,853.20				-429,379.41	-461,473.79
	SUBTOTAL 16	8134	-0-	942,645.01		1,252,464.32	-309,819.31	-0-
ADVANCES FROM DISTRICT OF COLUMBIA, EMPLOYEES' COMPENSATION, LABOR, (TRUST FUND)								
FUND RESOURCES:								
UNDISBURSED FUNDS	PRIOR YEARS 16	8315	64,162.39			64,162.39		
	SUBTOTAL FY 1976		64,162.39			64,162.39		
FUND EQUITIES:								
ACCOUNTS PAYABLE			-64,162.39				-64,162.39	
	SUBTOTAL 16	8315	-0-			64,162.39	-64,162.39	-0-
TOTAL, EMPLOYMENT STANDARDS ADMINISTRATION FY 1976 . . . . .				360,646,484.39		329,144,212.34		
TOTAL, EMPLOYMENT STANDARDS ADMINISTRATION T.Q. . . . .				103,492,802.34		92,383,074.55	42,611,999.84	
OCCUPATIONAL SAFETY AND HEALTH ADMINISTRATION								
GENERAL FUND ACCOUNTS								
SALARIES AND EXPENSES, OCCUPATIONAL SAFETY AND HEALTH ADMINISTRATION								
FUND RESOURCES:								
UNDISBURSED FUNDS	1976 16	0400		117,181,000.00		94,102,790.69		(23,078,209.31)
	1975		23,697,740.89			11,923,448.81		(11,774,292.08)
	1974		6,565,393.46			2,632,060.27		(3,933,333.19)
	PRIOR YEARS		1,465,119.52			415,070.43		(1,050,049.09)
	SUBTOTAL FY 1976		31,728,253.87	117,181,000.00		109,073,370.20		(39,835,883.67)
TRANSITION QUARTER								
UNDISBURSED FUNDS	1976 16	0400	(23,078,209.31)	29,400,000.00		29,596,775.04	3,052,391.63	15,829,042.64
	1975		(11,774,292.08)			2,041,455.88	2,181,111.01	7,551,725.19
	1974		(3,933,333.19)			-1,521,871.48	129,017.32	
	PRIOR YEARS		(1,050,049.09)			1,521,871.48	7,565.14	300,051.05
	SUBTOTAL TRANSITION QUARTER		(39,835,883.67)	29,400,000.00		31,774,813.38	9,780,251.41	27,680,818.88
ACCOUNTS RECEIVABLE			5,801,096.23				-2,142,288.50	7,943,384.73
FUND EQUITIES:								
ACCOUNTS PAYABLE			-9,878,420.43				3,484,808.73	-13,363,229.16
UNDELIVERED ORDERS			-27,650,929.67				-5,389,955.22	-22,260,974.45
	SUBTOTAL 16	0400	-0-	146,581,000.00		140,848,183.58	5,732,816.42	-0-
INTRAGOVERNMENTAL FUNDS								
CONSOLIDATED WORKING FUND, OCCUPATIONAL SAFETY AND HEALTH ADMINISTRATION, DEPARTMENT OF LABOR								
FUND RESOURCES:								
UNDISBURSED FUNDS	NO YEAR 16	3905	200,000.00			14,977.78		(185,022.22)
	1975		770,590.00			239,649.22		(530,940.78)
	1976		970,590.00			254,627.00		(715,963.00)
	SUBTOTAL FY 1976							
TRANSITION QUARTER								
UNDISBURSED FUNDS	NO YEAR 16	3905	(185,022.22)			882.93		184,139.29
	1976					-1,250,000.00		1,250,000.00
	1975		(530,940.78)			203,959.86	1,508.34	325,472.58
	1974		(715,963.00)			-1,045,157.21	1,508.34	1,759,611.87
	SUBTOTAL TRANSITION QUARTER							
FUND EQUITIES:								
UNOBLIGATED BALANCE			-200,000.00				-22,500.00	-177,500.00
UNDELIVERED ORDERS			-770,590.00				811,521.87	-1,582,111.87
	SUBTOTAL 16	3905	-0-			-790,530.21	790,530.21	-0-
TOTAL, OCCUPATIONAL SAFETY AND HEALTH ADMINISTRATION FY 1976 . . . . .				117,181,000.00		109,327,997.20		
TOTAL, OCCUPATIONAL SAFETY AND HEALTH ADMINISTRATION T.Q. . . . .				29,400,000.00		30,729,656.17	6,523,346.63	

FOOTNOTES AT END OF CHAPTER



Appropriations, Outlays, and Balances - Continued

Appropriation or Fund Account		Account symbol			Balances beginning of fiscal year 1/	Appropriations and other obligational authority 2/	Transfers, borrowings, and investments (net) 3/	Outlays (net)	Balances withdrawn and other transactions 4/	Balances end of fiscal year 5/
Title	Period of availability	Dept. Reg	Tr From	Account No.						
BUREAU OF LABOR STATISTICS										
GENERAL FUND ACCOUNTS										
SALARIES AND EXPENSES, BUREAU OF LABOR STATISTICS										
FUND RESOURCES:										
UNDISBURSED FUNDS	1976	16		0200	- - - - -	\$65,846,000.00	- - - - -	\$54,361,681.90	- - - - -	(\$11,484,318.10)
	1975				\$4,275,857.88	- - - - -	- - - - -	3,660,206.66	- - - - -	(615,651.22)
	1974				552,884.70	- - - - -	- - - - -	283,068.66	- - - - -	(269,816.04)
	PRIOR YEARS				868,183.77	- - - - -	- - - - -	188,897.93	- - - - -	(679,285.84)
	SUBTOTAL FY 1976				5,696,926.35	65,846,000.00	- - - - -	58,493,855.15	- - - - -	(13,049,071.20)
TRANSITION QUARTER										
UNDISBURSED FUNDS	1976	16		0200	(11,484,318.10)	16,590,000.00	- - - - -	15,872,888.23	\$1,622,523.54	10,578,906.33
	1975				(615,651.22)	- - - - -	- - - - -	50,775.04	53,037.77	511,838.41
	1974				(269,816.04)	- - - - -	- \$122,886.63	16,250.62	130,678.79	- - - - -
	PRIOR YEARS				(679,285.84)	- - - - -	122,886.63	-6,468.57	253,200.59	555,440.45
	SUBTOTAL TRANSITION QUARTER				(13,049,071.20)	16,590,000.00	- - - - -	15,933,445.32	2,059,440.69	11,646,185.19
ACCOUNTS RECEIVABLE										
FUND EQUITIES:										
ACCOUNTS PAYABLE					-1,508,050.38	- - - - -	- - - - -	- - - - -	1,655,075.87	-3,163,126.25
UNDELIVERED ORDERS					-4,470,928.26	- - - - -	- - - - -	- - - - -	4,416,843.77	-8,887,772.03
	SUBTOTAL 16			0200	-0-	82,436,000.00	- - - - -	74,427,300.47	8,008,699.53	-0-
INTRAGOVERNMENTAL FUNDS										
CONSOLIDATED WORKING FUND, LABOR, LABOR STATISTICS										
FUND RESOURCES:										
UNDISBURSED FUNDS	NO YEAR	16		3902	283,902.36	- - - - -	- - - - -	48,672.62	- - - - -	(235,229.74)
	1976-77				- - - - -	- - - - -	- - - - -	-971,901.63	- - - - -	(971,901.63)
	1976				- - - - -	- - - - -	- - - - -	-1,368,805.16	- - - - -	(1,368,805.16)
	1975-76				1,016,970.67	- - - - -	- - - - -	981,885.03	- - - - -	(35,085.64)
	1975				134,687.87	- - - - -	- - - - -	134,311.85	- - - - -	(376.02)
	1974-75				87,437.23	- - - - -	- - - - -	20,396.37	- - - - -	(67,040.86)
	1974				6,153.78	- - - - -	- - - - -	-1,293.27	- - - - -	(7,447.05)
	1973-74				12,147.65	- - - - -	- - - - -	116.63	- - - - -	(12,031.02)
	PRIOR YEARS				21,433.18	- - - - -	- - - - -	-433.97	- - - - -	(21,867.15)
	SUBTOTAL FY 1976				1,562,732.74	- - - - -	- - - - -	-1,157,051.53	- - - - -	(2,719,784.27)
TRANSITION QUARTER										
UNDISBURSED FUNDS	NO YEAR	16		3902	(235,229.74)	- - - - -	- - - - -	-1,824.90	- - - - -	237,054.64
	1976-77				(971,901.63)	- - - - -	- - - - -	-186,947.15	- - - - -	1,158,848.78
	1976				(1,368,805.16)	- - - - -	- - - - -	860,154.20	157,666.17	350,984.79
	1975-76				(35,085.64)	- - - - -	- - - - -	30,126.45	99.13	4,860.06
	1975				(376.02)	- - - - -	- - - - -	70,102.51	-115,203.71	45,477.22
	1974-75				(67,040.86)	- - - - -	- - - - -	47,163.25	4,586.77	15,290.84
	1974				(7,447.05)	- - - - -	- - - - -	-1,272.28	6,174.77	- - - - -
	1973-74				(12,031.02)	- - - - -	- - - - -	-9,152.59	2,351.93	- - - - -
	PRIOR YEARS				(21,867.15)	- - - - -	- - - - -	526.50	77,242.21	- - - - -
	SUBTOTAL TRANSITION QUARTER				(2,719,784.27)	- - - - -	- - - - -	819,300.86	21,567.15	10,724.87
ACCOUNTS RECEIVABLE										
FUND EQUITIES:										
UNOBLIGATED BALANCE					-1,043,661.37	- - - - -	- - - - -	- - - - -	-96,504.36	-947,157.01
ACCOUNTS PAYABLE					-303,679.61	- - - - -	- - - - -	- - - - -	551,486.79	-855,166.40
UNDELIVERED ORDERS					-370,604.61	- - - - -	- - - - -	- - - - -	-58,590.85	-312,013.76
	SUBTOTAL 16			3902	-0-	- - - - -	- - - - -	-337,750.67	337,750.67	-0-
TRUST FUND ACCOUNTS										
SPECIAL STATISTICAL WORK, BUREAU OF LABOR STATISTICS										
FUND RESOURCES:										
UNDISBURSED FUNDS	NO YEAR	16		8675	45,142.57	- - - - -	- - - - -	1,213.49	- - - - -	(43,929.08)
	SUBTOTAL FY 1976				45,142.57	- - - - -	- - - - -	1,213.49	- - - - -	(43,929.08)
TRANSITION QUARTER										
UNDISBURSED FUNDS	NO YEAR	16		8675	(43,929.08)	- - - - -	- - - - -	- - - - -	- - - - -	43,929.08
	SUBTOTAL TRANSITION QUARTER				(43,929.08)	- - - - -	- - - - -	- - - - -	- - - - -	43,929.08

FUND EQUITIES:									
UNOBLIGATED BALANCE			-37,916.01					5,549.42	-43,465.43
ACCOUNTS PAYABLE			-4,493.56					-4,029.91	-463.65
UNDELIVERED ORDERS			-2,733.00					-2,733.00	
	SUBTOTAL 16	8675	-0-			1,213.49		-1,213.49	-0-
TOTAL, BUREAU OF LABOR STATISTICS FY 1976 . . . . .				65,846,000.00		57,338,017.11			
TOTAL, BUREAU OF LABOR STATISTICS T.Q. . . . .				16,590,000.00		16,752,746.18		8,345,236.71	
DEPARTMENTAL MANAGEMENT									
GENERAL FUND ACCOUNTS									
SALARIES AND EXPENSES, OFFICE OF THE SOLICITOR, LABOR									
FUND RESOURCES:									
UNDISBURSED FUNDS	PRIOR YEARS 16	0121	928.66			9,955.20			(-9,026.54)
	SUBTOTAL FY 1976		928.66			9,955.20			(-9,026.54)
TRANSITION QUARTER	PRIOR YEARS 16	0121	(-9,026.54)					-9,026.54	
UNDISBURSED FUNDS	SUBTOTAL TRANSITION QUARTER		(-9,026.54)					-9,026.54	
FUND EQUITIES:									
ACCOUNTS PAYABLE			-928.66					-928.66	
UNDELIVERED ORDERS			-0-			9,955.20		-9,955.20	-0-
	SUBTOTAL 16	0121							
SALARIES AND EXPENSES, BUREAU OF INTERNATIONAL LABOR AFFAIRS									
FUND RESOURCES:									
UNDISBURSED FUNDS	PRIOR YEARS 16	0150	875.64						(875.64)
	SUBTOTAL FY 1976		875.64						(875.64)
TRANSITION QUARTER	PRIOR YEARS 16	0150	(875.64)					875.64	
UNDISBURSED FUNDS	SUBTOTAL TRANSITION QUARTER		(875.64)					875.64	
FUND EQUITIES:									
ACCOUNTS PAYABLE			-101.25					-101.25	
UNDELIVERED ORDERS			-774.39					-774.39	
	SUBTOTAL 16	0150	-0-						-0-
SALARIES AND EXPENSES, DEPARTMENTAL MANAGEMENT									
FUND RESOURCES:									
UNDISBURSED FUNDS	1976-77 16	0165		5,000,000.00					(5,000,000.00)
	1976			33,240,000.00		31,124,898.33			(2,115,101.67)
	1975		3,248,492.41			3,217,201.04			(31,291.37)
	1974		385,916.67			63,532.41			(322,384.26)
	PRIOR YEARS		222,389.24			8,994.88			(213,394.36)
	SUBTOTAL FY 1976		3,856,798.32	38,240,000.00		34,414,626.66			(7,682,171.66)
TRANSITION QUARTER	1976-77 16	0165	(5,000,000.00)			5,000,000.00			
UNDISBURSED FUNDS	1976		(2,115,101.67)	8,674,000.00		10,495,804.24	24,732.79	268,564.64	
	1975		(31,291.37)			-409,943.85	57,171.97	384,063.25	
	1974		(322,384.26)			130,215.62	86,167.18		
	PRIOR YEARS		(213,394.36)			2,495.32	100,743.86	216,156.64	
	SUBTOTAL TRANSITION QUARTER		(7,682,171.66)	8,674,000.00		15,218,571.33	268,815.80	868,784.53	
ACCOUNTS RECEIVABLE			364,326.46				-2,394,723.18	2,759,049.64	
FUND EQUITIES:									
ACCOUNTS PAYABLE			-1,842,617.79				427,539.36	-2,270,157.15	
UNDELIVERED ORDERS			-2,378,506.99				-1,020,829.97	-1,357,677.02	
	SUBTOTAL 16	0165	-0-	46,914,000.00		49,633,197.99	-2,719,197.99	-0-	
SPECIAL FOREIGN CURRENCY PROGRAM, DEPARTMENTAL MANAGEMENT									
FUND RESOURCES:									
UNDISBURSED FUNDS	NO YEAR 16	0151	219,226.68	70,000.00		127,997.19			(161,229.49)
	SUBTOTAL FY 1976		219,226.68	70,000.00		127,997.19			(161,229.49)
TRANSITION QUARTER	NO YEAR 16	0151	(161,229.49)			15,019.74			146,209.75
UNDISBURSED FUNDS	SUBTOTAL TRANSITION QUARTER		(161,229.49)			15,019.74			146,209.75
FUND EQUITIES:									
UNOBLIGATED BALANCE			-124,415.00					-26,168.13	-98,246.87
ACCOUNTS PAYABLE			-94,811.68					-68,268.49	-26,543.19
UNDELIVERED ORDERS								21,419.69	-21,419.69
	SUBTOTAL 16	0151	-0-	70,000.00		143,016.93		-73,016.93	-0-

Appropriations, Outlays, and Balances - Continued

Appropriation or Fund Account		Account symbol			Balances beginning of fiscal year 1/	Appropriations and other obligatory authority 2/	Transfers, borrowings, and investments (net) 3/	Outlays (net)	Balances withdrawn and other transactions 4/	Balances end of fiscal year 5/
Title	Period of availability	Dept. Rec	Tr From	Account No.						
DEPARTMENTAL MANAGEMENT-CONTINUED										
INTRAGOVERNMENTAL FUNDS -CONTINUED										
WORKING CAPITAL FUND, DEPARTMENT OF LABOR FUND RESOURCES:										
UNDISBURSED FUNDS	NO YEAR	16		4601	\$6,773,620.23	- - - - -	- \$1,138,058.46	- - - - -		( \$7,911,678.69)
	SUBTOTAL	FY 1976			6,773,620.23	- - - - -	-1,138,058.46	- - - - -		(7,911,678.69)
TRANSITION QUARTER UNDISBURSED FUNDS	NO YEAR	16		4601	(7,911,678.69)	- - - - -	-831,309.66	- - - - -		8,742,988.35
	SUBTOTAL	TRANSITION QUARTER			(7,911,678.69)	- - - - -	-831,309.66	- - - - -		8,742,988.35
ACCOUNTS RECEIVABLE FUND EQUITIES:					1,242,056.40	- - - - -	- - - - -	- \$727,892.88		1,969,949.28
UNOBLIGATED BALANCE					-960,850.71	- - - - -	- - - - -	473,741.02		-1,434,591.73
ACCOUNTS PAYABLE					-6,814,686.78	- - - - -	- - - - -	2,009,678.79		-8,824,365.57
UNDELIVERED ORDERS					-240,139.14	- - - - -	- - - - -	213,841.19		-453,980.33
	SUBTOTAL	16		4601	-0-	- - - - -	-1,969,368.12	1,969,368.12		-0-
CONSOLIDATED WORKING FUND, LABOR, INTERNATIONAL LABOR AFFAIRS FUND RESOURCES:										
UNDISBURSED FUNDS	PRIOR YEARS	16		3911	142,202.02	- - - - -	59,006.74	- - - - -		(83,195.28)
	SUBTOTAL	FY 1976			142,202.02	- - - - -	59,006.74	- - - - -		(83,195.28)
TRANSITION QUARTER UNDISBURSED FUNDS	PRIOR YEARS	16		3911	(83,195.28)	- - - - -	- - - - -	- - - - -		83,195.28
	SUBTOTAL	TRANSITION QUARTER			(83,195.28)	- - - - -	- - - - -	- - - - -		83,195.28
ACCOUNTS RECEIVABLE FUND EQUITIES:					17,085.09	- - - - -	- - - - -	16,677.29		407.80
ACCOUNTS PAYABLE					-2,441.05	- - - - -	- - - - -	-2,441.05		- - - - -
UNDELIVERED ORDERS					-156,846.06	- - - - -	- - - - -	-73,242.98		-83,603.08
	SUBTOTAL	16		3911	-0-	- - - - -	59,006.74	-59,006.74		-0-
CONSOLIDATED WORKING FUND, LABOR, DEPARTMENTAL MANAGEMENT FUND RESOURCES:										
UNDISBURSED FUNDS	1976	16		3901	- - - - -	- - - - -	-661,263.54	- - - - -		(661,263.54)
	1975				1,439,314.13	- - - - -	113,432.23	- - - - -		(1,325,881.90)
	1974				1,132,584.39	- - - - -	1,296,473.08	- - - - -		(-163,888.69)
	PRIOR YEARS				101,765.99	- - - - -	11,471.78	- - - - -		(90,294.21)
	SUBTOTAL	FY 1976			2,673,664.51	- - - - -	760,113.55	- - - - -		(1,913,550.96)
TRANSITION QUARTER UNDISBURSED FUNDS	1976	16		3901	(661,263.54)	- - - - -	-617,189.09	1,122.01		1,277,330.62
	1975				(1,325,881.90)	- - - - -	425,708.12	-95,599.83		995,773.61
	1974				(-163,888.69)	- - - - -	- \$222,976.85	21,401.91		- - - - -
	PRIOR YEARS				(90,294.21)	- - - - -	39,754.96	-408,267.45		- - - - -
	SUBTOTAL	TRANSITION QUARTER			(1,913,550.96)	- - - - -	222,976.85	39,754.96		273,517.10
ACCOUNTS RECEIVABLE FUND EQUITIES:					820,195.22	- - - - -	-170,080.06	-462,990.31		2,546,621.33
ACCOUNTS PAYABLE					-676,103.55	- - - - -	- - - - -	-7,547.07		827,742.29
UNDELIVERED ORDERS					-2,817,756.18	- - - - -	- - - - -	-282,938.85		-393,164.70
	SUBTOTAL	16		3901	-0-	- - - - -	590,033.49	-590,033.49		-0-
TOTAL, DEPARTMENTAL MANAGEMENT FY 1976 . . . . .					- - - - -	\$38,310,000.00	- - - - -	34,233,640.88	- - - - -	- - - - -
TOTAL, DEPARTMENTAL MANAGEMENT T.Q. . . . .					- - - - -	8,674,000.00	- - - - -	14,232,201.35	-1,481,842.23	- - - - -

DEDUCTIONS FOR OFFSETTING RECEIPTS <sup>18</sup>					
PROPRIETARY RECEIPTS FROM THE PUBLIC	- - - - -	-1,090,134.19	- - - - -	-1,090,134.19	- - - - -
INTRABUDGETARY TRANSACTIONS	- - - - -	-7,878,231,123.11	- - - - -	-7,878,231,123.11	- - - - -
TRANSITION QUARTER	- - - - -	-340,402.27	- - - - -	-340,402.27	- - - - -
PROPRIETARY RECEIPTS FROM THE PUBLIC	- - - - -	-625,000,000.00	- - - - -	-625,000,000.00	- - - - -
INTRABUDGETARY TRANSACTIONS	- - - - -		- - - - -		- - - - -
TOTAL FY 1976. . . . .	- - - - -	-7,879,321,257.30	- - - - -	-7,879,321,257.30	- - - - -
TOTAL T.Q. . . . .	- - - - -	-625,340,402.27	- - - - -	-625,340,402.27	- - - - -
TOTAL, DEPARTMENT OF LABOR FY 1976. . . . .	- - - - -	20,349,370,231.99	- - - - -	25,742,379,460.65	- - - - -
TOTAL, DEPARTMENT OF LABOR T.Q. . . . .	- - - - -	3,653,562,237.99	5,600,000.00	5,905,346,250.84	-7,639,193,241.51

## Appropriations, Outlays, and Balances

1 Amounts in parentheses represent non-add balances at the end of fiscal year 1976 and at the beginning of the transition quarter. Obligation data is shown at the beginning of fiscal year 1976 and at the end of the transition quarter only.

2 Only appropriations with appropriation transfer activity are presented in Table 1 (Appropriations and appropriation transfers) at the end of the chapter. Since the Department of Labor had no appropriation transfer activity during fiscal year 1976 and the transition quarter, Table 1 does not appear.

3 For detail of transfer activity by account see Table 2 (Transfers - Other than Appropriation Transfers) at end of chapter. Amounts not appearing in Table 2, unless otherwise footnoted, represent transfers of obligated balances from lapsed appropriations to merged prior-year accounts pursuant to 31 U.S.C. 701, borrowings (net) or investments (net).

4 The amounts in this column, unless otherwise footnoted, represent unobligated balances withdrawn or restored

pursuant to 31 U.S.C. 701 and changes in unfilled customer orders, accounts receivable, accounts payable, undelivered orders and unobligated balances.

5 Unobligated balance represents no-year or unexpired multiple-year account unless otherwise footnoted.

6 Activity transferred to Employment and Training Center, Department of Labor.

7 Activity transferred from Manpower Administration, Department of Labor.

8 Subject to disposition by the administrative agency.

9 Opening balance has been adjusted by \$473,350,000.00 during the current fiscal year and does not agree with last year's closing balance.

10 Unobligated - unavailable.

11 Excludes \$31,645,149.84 refund of taxes.

12 Includes:  
     Net redemption of U.S. public  
     debt securities ----- \$2,373,438,000.00

13 Excludes \$6,137,182.18 refund of taxes.

14 Includes:  
     Net investment in U.S. public  
     debt securities.----- -\$104,068,000.00

15 Includes:  
     Subject to disposition by the  
     administrative agency----- \$45,355,271.65  
     Unobligated-unavailable----- 3,526,376.90  
     Refund to the Treasury by  
     non-expenditure transfer,---- 52,449.50

16 Includes \$1,888,290.53 which is subject to disposition by the administrative agency.

17 Includes \$226,183.01 which is subject to disposition by the administrative agency.

18 For detail by account see Table C - "Receipts by Organizational Unit."

TABLE 2 - TRANSFERS (OTHER THAN APPROPRIATION TRANSFERS - TABLE 1 )

Account Symbol	Net Transfers	Details of Transfers		
		Accounts Involved	Amount From Or To (-)	Citation of Law
166/70174	- \$47,115,225.00	12-166/70174	- \$30,158,000.00	29 USC 801 note
		14-166/70174	- 16,571,000.00	29 USC 801 note
		24-166/70174	- 386,225.00	29 USC 801 note, 90 STAT. 4
165/60174	26,000.00	75-165/60174	26,000.00	88 STAT. 1635
12-166/70174	30,158,000.00	166/70174	30,158,000.00	29 USC 801 note
14-166/70174	64,348.00	166/70174	16,571,000.00	29 USC 801 note
		14-166/70174(01)	- 1,073,000.00	29 USC 801 note
		14-166/70174(06)	- 15,433,652.00	29 USC 801 note
14-165/60174		14-165/60174(01)	- 36,477.00	29 USC 801 note
		14-165/60174(06)	36,477.00	29 USC 801 note
14-166/70174(01)	1,073,000.00	14-166/70174	1,073,000.00	29 USC 801 note
14-165/60174(01)	36,477.00	14-165/60174	36,477.00	29 USC 801 note
14-166/70174(06)	15,433,652.00	14-166/70174	15,433,652.00	29 USC 801 note
14-165/60174(06)	- 36,477.00	14-165/60174	- 36,477.00	29 USC 801 note
24-166/70174	386,225.00	166/70174	386,225.00	29 USC 801 note, 90 STAT. 4

166/70174	- \$10,797,000.00	12-166/70174	- \$6,867,000.00	29 USC 801 note
		14-166/70174	- 3,930,000.00	29 USC 801 note
12-166/70174	6,867,000.00	166/70174	6,867,000.00	29 USC 801 note
14-166/70174	- 64,348.00	14-166/70174(01)	- 297,000.00	29 USC 801 note
		14-166/70174(06)	- 3,697,348.00	29 USC 801 note
		166/70174	3,930,000.00	29 USC 801 note
14-166/70174(01)	297,000.00	14-166/70174	297,000.00	29 USC 801 note
14-166/70174(06)	3,697,348.00	14-166/70174	3,697,348.00	29 USC 801 note

Account Symbol	Net Transfers	Details of Transfers		
		Accounts Involved	Amount From Or To (-)	Citation of Law
75-165/60174	- \$26,000.00	165/60174	- \$26,000.00	88 STAT. 1635
20X8042	- 225,825,033.97	16-2048042(31)	1,257,782.77	74 STAT. 973
		16-20M8042(31)	- 953,811.00	42 USC 501-503, 74 STAT. 973
		16-20M8042(32)	10,994.26	42 USC 501-503, 74 STAT. 973
		60-20X8042(01)	- 217,740,000.00	42 USC 1104
		60-20X8042(02)	- 8,400,000.00	42 USC 1104
16-2048042(31)	- 1,257,782.77	20X8042	- 1,257,782.77	74 STAT. 973
16-20M8042(31)	953,811.00	20X8042	953,811.00	42 USC 501-503, 74 STAT. 973
16-20M8042(32)	- 10,994.26	20X8042	- 10,994.26	42 USC 501-503, 74 STAT. 973
60-20X8042(01)	217,740,000.00	20X8042	217,740,000.00	42 USC 1104
60-20X8042(02)	8,400,000.00	20X8042	8,400,000.00	42 USC 1104
TOTAL (FY)	\$0		\$0	

20X8042	- \$44,745,000.00	60X8011	\$5,600,000.00	45 USC 360
		60-20X8042(01)	- 48,345,000.00	42 USC 1104
60-20X8042(01)	48,345,000.00	60-20X8042(02)	- 2,000,000.00	42 USC 1104
60-20X8042(02)	2,000,000.00	20X8042	48,345,000.00	42 USC 1104
		20X8042	2,000,000.00	42 USC 1104
TOTAL(TQ)	\$5,600,000.00		\$5,600,000.00	

RECEIPTS, OUTLAYS, AND BALANCES, FISCAL YEAR 1975

Appropriations, Outlays, and Balances - Continued

Appropriation or Fund Account		Account symbol			Balances beginning of fiscal year 1/	Appropriations and other obligational authority 2/	Transfers, borrowings, and investments (net) 2/	Outlays (net)	Balances withdrawn and other transactions 4/	Balances end of fiscal year 5/
Title	Period of availability	Dept. Reg.	Account No.	Sub. No.						
DEPARTMENT OF STATE										
ADMINISTRATION OF FOREIGN AFFAIRS										
GENERAL FUND ACCOUNTS										
SALARIES AND EXPENSES, STATE										
FUND RESOURCES:										
UNDISBURSED FUNDS	1976 19		0113		- - - - -	\$432,400,000.00	- - - - -	\$362,118,679.26	- - - - -	(\$70,281,320.74)
	1975				\$158,748.91	- - - - -	- - - - -	-2,482,127.74	- - - - -	(2,640,876.65)
	1974				9,639,156.97	- - - - -	- - - - -	5,435,502.69	- - - - -	(4,203,654.28)
	PRIOR YEARS				684,365.58	- - - - -	- - - - -	1,483,817.95	- - - - -	(-799,452.37)
	SUBTOTAL FY 1976				10,482,271.46	432,400,000.00	- - - - -	366,555,872.16	- - - - -	(76,326,399.30)
TRANSITION QUARTER										
UNDISBURSED FUNDS	1976 19		0113		(70,281,320.74)	121,600,000.00	- - - - -	77,724,897.33	\$129,801.24	114,026,622.17
	1975				(2,640,876.65)	- - - - -	- - - - -	593,950.53	319,778.64	1,727,147.48
	1974				(4,203,654.28)	- - - - -	- \$1,144,506.96	268,871.96	2,790,275.36	- - - - -
	PRIOR YEARS				(-799,452.37)	- - - - -	1,144,506.96	143,696.68	-345,876.94	547,234.85
	SUBTOTAL TRANSITION QUARTER				(76,326,399.30)	121,600,000.00	- - - - -	78,731,416.50	2,893,978.30	116,301,004.50
ACCOUNTS RECEIVABLE					99,220,035.44	- - - - -	- - - - -	- - - - -	49,205,167.95	50,014,867.49
FUND EQUITIES:										
UNOBLIGATED BALANCE					-86,081.46	- - - - -	- - - - -	- - - - -	-86,081.46	- - - - -
ACCOUNTS PAYABLE					-73,507,545.81	- - - - -	- - - - -	- - - - -	6,790,404.90	-80,297,950.71
UNDELIVERED ORDERS					-36,108,679.63	- - - - -	- - - - -	- - - - -	49,909,241.65	-86,017,921.28
	SUBTOTAL 19		0113		-0-	554,000,000.00	- - - - -	445,287,288.66	108,712,711.34	-0-
REPRESENTATION ALLOWANCES, STATE										
FUND RESOURCES:										
UNDISBURSED FUNDS	1976 19		0545		- - - - -	1,700,000.00	- - - - -	1,348,440.75	- - - - -	(351,559.25)
	1975				212,158.71	- - - - -	- - - - -	207,973.47	- - - - -	(4,185.24)
	1974				712.93	- - - - -	- - - - -	248.12	- - - - -	(464.81)
	PRIOR YEARS				- - - - -	- - - - -	- - - - -	-18.78	- - - - -	(18.78)
	SUBTOTAL FY 1976				212,871.64	1,700,000.00	- - - - -	1,556,643.56	- - - - -	(356,228.08)
TRANSITION QUARTER										
UNDISBURSED FUNDS	1976 19		0545		(351,559.25)	525,000.00	- - - - -	675,392.99	3,907.77	197,258.49
	1975				(4,185.24)	- - - - -	- - - - -	2,703.15	1,482.09	- - - - -
	1974				(464.81)	- - - - -	- - - - -	210.89	253.92	- - - - -
	PRIOR YEARS				(18.78)	- - - - -	- - - - -	- - - - -	18.78	- - - - -
	SUBTOTAL TRANSITION QUARTER				(356,228.08)	525,000.00	- - - - -	678,307.03	5,662.56	197,258.49
ACCOUNTS RECEIVABLE					2,360.00	- - - - -	- - - - -	- - - - -	-25,466.15	27,826.15
FUND EQUITIES:										
UNOBLIGATED BALANCE					- - - - -	- - - - -	- - - - -	- - - - -	2,193.76	6-2,193.76
ACCOUNTS PAYABLE					-215,231.64	- - - - -	- - - - -	- - - - -	7,659.24	-222,890.88
	SUBTOTAL 19		0545		-0-	2,225,000.00	- - - - -	2,234,950.59	-9,950.59	-0-
ACQUISITION, OPERATION, AND MAINTENANCE OF BUILDINGS ABROAD, STATE										
FUND RESOURCES:										
UNDISBURSED FUNDS	NO YEAR 19		0535		29,770,756.97	29,942,000.00	- - - - -	33,670,170.71	- - - - -	(26,042,586.26)
	SUBTOTAL FY 1976				29,770,756.97	29,942,000.00	- - - - -	33,670,170.71	- - - - -	(26,042,586.26)
TRANSITION QUARTER										
UNDISBURSED FUNDS	NO YEAR 19		0535		(26,042,586.26)	8,486,000.00	- - - - -	1,260,054.04	- - - - -	33,268,532.22
	SUBTOTAL TRANSITION QUARTER				(26,042,586.26)	8,486,000.00	- - - - -	1,260,054.04	- - - - -	33,268,532.22
ACCOUNTS RECEIVABLE					39,188,048.78	- - - - -	- - - - -	- - - - -	22,587,786.40	16,600,262.38
FUND EQUITIES:										
UNOBLIGATED BALANCE					-35,419,716.82	- - - - -	- - - - -	- - - - -	-11,855,535.02	-23,564,181.80
ACCOUNTS PAYABLE					-10,059,226.15	- - - - -	- - - - -	- - - - -	1,880,213.84	-11,939,439.99
UNDELIVERED ORDERS					-23,479,862.78	- - - - -	- - - - -	- - - - -	-9,114,689.97	-14,365,172.81
	SUBTOTAL 19		0535		-0-	38,428,000.00	- - - - -	34,930,224.75	3,497,775.25	-0-
ACQUISITION, OPERATION AND MAINTENANCE OF BUILDINGS ABROAD, SPECIAL FOREIGN CURRENCY PROGRAM, STATE										
FUND RESOURCES:										
UNDISBURSED FUNDS	NO YEAR 19		0538		6,723,373.85	16,785,000.00	- - - - -	6,944,233.08	- - - - -	(16,564,140.77)
	SUBTOTAL FY 1976				6,723,373.85	16,785,000.00	- - - - -	6,944,233.08	- - - - -	(16,564,140.77)
TRANSITION QUARTER										
UNDISBURSED FUNDS	NO YEAR 19		0538		(16,564,140.77)	800,000.00	- - - - -	1,741,495.69	- - - - -	15,622,645.08
	SUBTOTAL TRANSITION QUARTER				(16,564,140.77)	800,000.00	- - - - -	1,741,495.69	- - - - -	15,622,645.08
FUND EQUITIES:										
UNOBLIGATED BALANCE					-1,968,793.37	- - - - -	- - - - -	- - - - -	9,474,562.92	-11,443,356.29
ACCOUNTS PAYABLE					-4,754,580.48	- - - - -	- - - - -	- - - - -	-575,291.69	-4,179,288.79
	SUBTOTAL 19		0538		-0-	17,585,000.00	- - - - -	8,685,728.77	8,899,271.23	-0-

EMERGENCIES IN THE DIPLOMATIC AND CONSULAR SERVICE, STATE									
FUND RESOURCES:									
UNDISBURSED FUNDS									
	1976 19	0522	- - - - -	2,100,000.00	- - - - -	1,666,810.50	- - - - -	(433,189.50)	
	1975			409,512.09	- - - - -	216,586.96	- - - - -	(192,925.13)	
	1974			87,635.95	- - - - -	10,008.51	- - - - -	(77,627.44)	
	PRIOR YEARS			80,000.00	- - - - -	3,534.27	- - - - -	(76,465.73)	
	SUBTOTAL FY 1976			577,148.04	- - - - -	1,896,940.24	- - - - -	(780,207.80)	
TRANSITION QUARTER									
UNDISBURSED FUNDS									
	1976 19	0522		(433,189.50)	- - - - -	601,179.75	- - - - -	432,009.75	
	1975			(192,925.13)	- - - - -	-190,612.47	- - - - -	383,537.60	
	1974			(77,627.44)	- - - - -	-20.00	- - - - -	- - - - -	
	PRIOR YEARS			(76,465.73)	- - - - -	7,011.49	- - - - -	70,635.95	
	SUBTOTAL TRANSITION QUARTER			(780,207.80)	- - - - -	410,547.28	- - - - -	139,113.17	
FUND EQUITIES:									
ACCOUNTS PAYABLE									
	SUBTOTAL 19	0522		-577,148.04	- - - - -	2,307,487.52	- - - - -	253,399.31	-830,547.35
				-0-	- - - - -		- - - - -	392,512.48	-0-
PAYMENT TO THE FOREIGN SERVICE RETIREMENT AND DISABILITY FUND, STATE									
FUND RESOURCES:									
UNDISBURSED FUNDS									
	1976 19	0540	- - - - -	38,355,000.00	- - - - -	38,355,000.00	- - - - -	- - - - -	- - - - -
	SUBTOTAL FY 1976			38,355,000.00	- - - - -	38,355,000.00	- - - - -	- - - - -	- - - - -
TRANSITION QUARTER									
UNDISBURSED FUNDS									
	1976 19	0540	- - - - -	1,590,000.00	- - - - -	1,590,000.00	- - - - -	- - - - -	- - - - -
	SUBTOTAL 19	0540		-0-	- - - - -	39,945,000.00	- - - - -	-0-	-0-
PAYMENT TO CONDITIONAL GIFT FUND GENERAL, STATE									
TRANSITION QUARTER									
UNDISBURSED FUNDS									
	NO YEAR 19	0536	- - - - -	125,000.00	- - - - -	125,000.00	- - - - -	- - - - -	- - - - -
	SUBTOTAL TRANSITION QUARTER			- - - - -	- - - - -	125,000.00	- - - - -	- - - - -	- - - - -
INTRAGOVERNMENTAL FUNDS									
WORKING CAPITAL FUND, DEPARTMENT OF STATE									
FUND RESOURCES:									
UNDISBURSED FUNDS									
	NO YEAR 19	4519	- - - - -	1,356,101.26	- - - - -	854,324.66	- - - - -	(501,776.60)	
	SUBTOTAL FY 1976			1,356,101.26	- - - - -	854,324.66	- - - - -	(501,776.60)	
TRANSITION QUARTER									
UNDISBURSED FUNDS									
	NO YEAR 19	4519	- - - - -	(501,776.60)	- - - - -	35,749.95	- - - - -	466,026.65	
	SUBTOTAL TRANSITION QUARTER			(501,776.60)	- - - - -	35,749.95	- - - - -	466,026.65	
ACCOUNTS RECEIVABLE									
UNFILLED CUSTOMER ORDERS									
				727,496.39	- - - - -	- - - - -	- - - - -	1,567,194.34	
FUND EQUITIES:									
UNOBLIGATED BALANCE									
				-1,304.46	- - - - -	- - - - -	- - - - -	127,398.00	-128,702.46
ACCOUNTS PAYABLE									
				-2,211,134.40	- - - - -	- - - - -	- - - - -	-292,991.13	-1,918,143.27
UNDELIVERED ORDERS									
				-1,697,129.08	- - - - -	- - - - -	- - - - -	508,756.57	-2,205,885.65
	SUBTOTAL 19	4519		-0-	- - - - -	890,074.61	- - - - -	-890,074.61	-0-
CONSOLIDATED WORKING FUND, STATE, SUNDRY									
FUND RESOURCES:									
UNDISBURSED FUNDS									
	1976 19	3930	- - - - -	2,105,516.25	- - - - -	-2,687,604.52	- - - - -	(2,687,604.52)	
	1975			297,155.75	- - - - -	1,802,134.53	- - - - -	(303,381.72)	
	1974			15,517.17	- - - - -	211,783.42	- - - - -	(85,372.33)	
	PRIOR YEARS			2,418,189.17	- - - - -	-5.55	- - - - -	(15,522.72)	
	SUBTOTAL FY 1976			2,418,189.17	- - - - -	-673,692.12	- - - - -	(3,091,881.29)	
TRANSITION QUARTER									
UNDISBURSED FUNDS									
	1976 19	3930	- - - - -	(2,687,604.52)	- - - - -	-202,684.34	- - - - -	2,890,288.86	
	1975			(303,381.72)	- - - - -	142,693.98	- - - - -	160,687.74	
	1974			(85,372.33)	- - - - -	4,649.49	- - - - -	- - - - -	
	PRIOR YEARS			(15,522.72)	- - - - -	-80,722.84	- - - - -	80,722.84	
	SUBTOTAL TRANSITION QUARTER			(3,091,881.29)	- - - - -	197.00	- - - - -	14,531.12	81,517.44
ACCOUNTS RECEIVABLE									
UNDELIVERED ORDERS									
				1,858.49	- - - - -	-55,143.87	- - - - -	14,531.12	3,132,494.04
FUND EQUITIES:									
ACCOUNTS PAYABLE									
				-1,144,410.54	- - - - -	- - - - -	- - - - -	-526,893.16	-617,517.38
UNDELIVERED ORDERS									
				-1,275,637.12	- - - - -	- - - - -	- - - - -	1,253,910.54	-2,529,547.66
	SUBTOTAL 19	3930		-0-	- - - - -	-728,835.99	- - - - -	728,835.99	-0-



Appropriations, Outlays, and Balances - Continued

Appropriation or Fund Account		Account symbol			Balances beginning of fiscal year 1/	Appropriations and other obligational authority 2/	Transfers, borrowings, and investments (net) 3/	Outlays (net)	Balances withdrawn and other transactions 4/	Balances end of fiscal year 5/
Title	Period of availability	Dept. Reg.	Account No. Tr. From	Sub. No.						
ADMINISTRATION OF FOREIGN AFFAIRS-CONTINUED										
TRUST FUND ACCOUNTS										
FOREIGN SERVICE RETIREMENT AND DISABILITY FUND										
FUND RESOURCES:										
UNDISBURSED FUNDS	NO YEAR 19		8186		\$1,841,074.95	\$96,787,002.69	-\$29,747,000.00	\$66,902,954.23	-	(\$1,978,123.41)
INVESTMENTS IN PUBLIC DEBT SECURITIES					152,105,000.00	-	29,747,000.00	-	-	(181,852,000.00)
					153,946,074.95	96,787,002.69	-	66,902,954.23	-	(183,830,123.41)
	SUBTOTAL FY 1976									
TRANSITION QUARTER										
UNDISBURSED FUNDS										
INVESTMENTS IN PUBLIC DEBT SECURITIES	NO YEAR 19		8186		(1,978,123.41)	10,626,126.70	6,244,000.00	18,234,439.18	-	613,810.93
					(181,852,000.00)	-	-6,244,000.00	-	-	175,608,000.00
					(183,830,123.41)	10,626,126.70	-	18,234,439.18	-	176,221,810.93
	SUBTOTAL TRANSITION QUARTER									
FUND EQUITIES:										
UNBLIGATED BALANCE					-153,906,482.43	-	-	-	\$22,292,607.59	-176,199,090.02
ACCOUNTS PAYABLE					-39,592.52	-	-	-	-16,871.61	-22,720.91
	SUBTOTAL 19		8186		-0-	107,413,129.39	-	85,137,393.41	22,275,735.98	-0-
UNCONDITIONAL GIFT FUND, DEPARTMENT OF STATE										
FUND RESOURCES:										
UNDISBURSED FUNDS	NO YEAR 19		8821		61,886.15	54,532.21	-	48,200.82	-	(68,217.54)
	SUBTOTAL FY 1976				61,886.15	54,532.21	-	48,200.82	-	(68,217.54)
TRANSITION QUARTER										
UNDISBURSED FUNDS										
ACCOUNTS RECEIVABLE	NO YEAR 19		8821		(68,217.54)	11,310.43	-	13,821.25	-	65,706.72
					(68,217.54)	11,310.43	-	13,821.25	-	65,706.72
	SUBTOTAL TRANSITION QUARTER				587.95	-	-	-	-122.02	709.97
FUND EQUITIES:										
UNBLIGATED BALANCE					-56,932.96	-	-	-	4,221.86	-61,154.82
ACCOUNTS PAYABLE					-5,080.70	-	-	-	-930.08	-4,150.62
UNDELIVERED ORDERS					-460.44	-	-	-	650.81	-1,111.25
	SUBTOTAL 19		8821		-0-	65,842.64	-	62,022.07	3,820.57	-0-
CONDITIONAL GIFT FUND, GENERAL, DEPARTMENT OF STATE										
FUND RESOURCES:										
UNDISBURSED FUNDS	NO YEAR 19		8822		213,596.61	770,807.11	-105,000.00	653,044.10	-	(226,359.62)
INVESTMENTS IN PUBLIC DEBT SECURITIES					110,000.00	-	105,000.00	-	-	(215,000.00)
	SUBTOTAL FY 1976				323,596.61	770,807.11	-	653,044.10	-	(441,359.62)
TRANSITION QUARTER										
UNDISBURSED FUNDS										
INVESTMENTS IN PUBLIC DEBT SECURITIES	NO YEAR 19		8822		(226,359.62)	211,724.58	-	59,349.60	-	378,734.60
					(215,000.00)	-	-	-	-	215,000.00
	SUBTOTAL TRANSITION QUARTER				(441,359.62)	211,724.58	-	59,349.60	-	593,734.60
ACCOUNTS RECEIVABLE										
					-	-	-	-	-93,424.01	93,424.01
FUND EQUITIES:										
UNBLIGATED BALANCE					-316,062.46	-	-	-	263,355.07	-579,417.53
ACCOUNTS PAYABLE					-6,389.43	-	-	-	11,495.30	-17,884.73
UNDELIVERED ORDERS					-1,144.72	-	-	-	88,711.63	-89,856.35
	SUBTOTAL 19		8822		-0-	982,531.69	-	712,393.70	270,137.99	-0-
TOTAL, ADMINISTRATION OF FOREIGN AFFAIRS FY 1976 . . . . .					-	618,894,342.01	-	516,763,691.44	-	-
TOTAL, ADMINISTRATION OF FOREIGN AFFAIRS T.Q. . . . .					-	144,575,161.71	-	102,825,036.65	143,880,775.63	-

INTERNATIONAL ORGANIZATIONS  
AND CONFERENCES

GENERAL FUND ACCOUNTS

CONTRIBUTIONS TO INTERNATIONAL  
ORGANIZATIONS, STATE  
FUND RESOURCES:

UNDISBURSED FUNDS	1976 19	1126	- - - - -	217,853,000.00	- - - - -	211,310,916.77	- - - - -	(6,542,083.23)
	1975		4,243,067.55	- - - - -	- - - - -	4,148,240.18	- - - - -	(94,827.37)
	1974		152,635.97	- - - - -	- - - - -	-4,946.03	- - - - -	(157,582.00)
	PRIOR YEARS		532,057.76	- - - - -	- - - - -	61,000.00	- - - - -	(471,057.76)
	SUBTOTAL FY 1976		4,927,761.28	217,853,000.00	- - - - -	215,515,210.92	- - - - -	(7,265,550.36)
TRANSITION QUARTER UNDISBURSED FUNDS	1976 19	1126	(6,542,083.23)	218,854,000.00	- - - - -	166,568,376.14	1,545,130.30	57,282,576.79
	1975		(94,827.37)	- - - - -	- - - - -	4,926.06	89,901.31	- - - - -
	1974		(157,582.00)	- - - - -	- - - - -	- - - - -	157,582.00	- - - - -
	PRIOR YEARS		(471,057.76)	- - - - -	- - - - -	- - - - -	450,737.76	20,320.00
	SUBTOTAL TRANSITION QUARTER		(7,265,550.36)	218,854,000.00	- - - - -	166,573,302.20	2,243,351.37	57,302,896.79
ACCOUNTS RECEIVABLE			- - - - -	- - - - -	- - - - -	- - - - -	-679.20	679.20
FUND EQUITIES:			- - - - -	- - - - -	- - - - -	- - - - -	- - - - -	- - - - -
ACCOUNTS PAYABLE			-4,927,761.28	- - - - -	- - - - -	- - - - -	52,375,135.51	-57,302,896.79
UNDELIVERED ORDERS			- - - - -	- - - - -	- - - - -	- - - - -	679.20	-679.20
	SUBTOTAL 19	1126	-0-	436,707,000.00	- - - - -	382,088,513.12	54,618,486.88	-0-
CONTRIBUTIONS FOR INTERNATIONAL PEACEKEEPING ACTIVITIES, STATE FUND RESOURCES:								
UNDISBURSED FUNDS	1976 19	1124	- - - - -	35,000,000.00	- - - - -	29,985,839.60	- - - - -	(5,014,160.40)
	1975		28,837,000.00	- - - - -	- - - - -	28,835,881.00	- - - - -	(1,119.00)
	1974		- - - - -	- - - - -	- - - - -	58,821,720.60	- - - - -	(5,015,279.40)
	SUBTOTAL FY 1976		28,837,000.00	35,000,000.00	- - - - -	- - - - -	- - - - -	- - - - -
TRANSITION QUARTER UNDISBURSED FUNDS	1976 19	1124	(5,014,160.40)	- - - - -	- - - - -	1,864,635.50	3,149,524.90	- - - - -
	1975		(1,119.00)	- - - - -	- - - - -	- - - - -	1,119.00	- - - - -
	1974		- - - - -	- - - - -	- - - - -	- - - - -	- - - - -	- - - - -
	PRIOR YEARS		(5,015,279.40)	- - - - -	- - - - -	1,864,635.50	3,150,643.90	- - - - -
	SUBTOTAL TRANSITION QUARTER		- - - - -	- - - - -	- - - - -	- - - - -	-175.10	175.10
ACCOUNTS RECEIVABLE			- - - - -	- - - - -	- - - - -	- - - - -	- - - - -	- - - - -
FUND EQUITIES:			- - - - -	- - - - -	- - - - -	- - - - -	- - - - -	- - - - -
ACCOUNTS PAYABLE			-28,837,000.00	- - - - -	- - - - -	- - - - -	-28,837,000.00	- - - - -
UNDELIVERED ORDERS			- - - - -	- - - - -	- - - - -	- - - - -	175.10	-175.10
	SUBTOTAL 19	1124	-0-	35,000,000.00	- - - - -	60,686,356.10	-25,686,356.10	-0-
MISSIONS TO INTERNATIONAL ORGANIZATIONS, STATE FUND RESOURCES:								
UNDISBURSED FUNDS	1976 19	1127	- - - - -	9,139,000.00	- - - - -	7,981,673.33	- - - - -	(1,157,326.67)
	1975		741,222.95	- - - - -	- - - - -	529,003.10	- - - - -	(212,219.85)
	1974		- - - - -	- - - - -	- - - - -	-1,688.03	- - - - -	(1,688.03)
	PRIOR YEARS		1,445.88	- - - - -	- - - - -	-11,545.14	- - - - -	(12,991.02)
	SUBTOTAL FY 1976		742,668.83	9,139,000.00	- - - - -	8,497,443.26	- - - - -	(1,384,225.57)
TRANSITION QUARTER UNDISBURSED FUNDS	1976 19	1127	(1,157,326.67)	2,723,000.00	- - - - -	1,962,800.07	180,719.34	1,736,807.26
	1975		(212,219.85)	- - - - -	- - - - -	19,632.74	150,268.35	42,318.76
	1974		(1,688.03)	- - - - -	- - - - -	-136.86	1,824.89	- - - - -
	PRIOR YEARS		(12,991.02)	- - - - -	- - - - -	-25.00	12,273.43	742.59
	SUBTOTAL TRANSITION QUARTER		(1,384,225.57)	2,723,000.00	- - - - -	1,982,270.95	345,086.01	1,779,868.61
ACCOUNTS RECEIVABLE			792,697.43	- - - - -	- - - - -	- - - - -	404,724.30	387,973.13
FUND EQUITIES:			- - - - -	- - - - -	- - - - -	- - - - -	- - - - -	- - - - -
UNOBLIGATED BALANCE			-28,958.57	- - - - -	- - - - -	- - - - -	45,585.78	6-74,544.35
ACCOUNTS PAYABLE			-1,330,769.50	- - - - -	- - - - -	- - - - -	57,103.58	-1,387,873.08
UNDELIVERED ORDERS			-175,638.19	- - - - -	- - - - -	- - - - -	529,786.12	-705,424.31
	SUBTOTAL 19	1127	-0-	11,862,000.00	- - - - -	10,479,714.21	1,382,285.79	-0-
INTERNATIONAL CONFERENCES AND CONTINGENCIES, STATE FUND RESOURCES:								
UNDISBURSED FUNDS	1976-DECEMBER 31, 1976 19	1125	- - - - -	1,300,000.00	- - - - -	- - - - -	- - - - -	(1,300,000.00)
	1976		- - - - -	5,840,000.00	- - - - -	3,065,004.88	- - - - -	(2,774,995.12)
	1975-76		1,000,000.00	- - - - -	- - - - -	560,378.08	- - - - -	(439,621.92)
	1975		2,007,732.68	- - - - -	- - - - -	1,640,880.02	- - - - -	(366,852.66)
	1974-75		47,691.26	- - - - -	- - - - -	10,562.39	- - - - -	(37,128.87)
	1974		60,895.01	- - - - -	- - - - -	-8,411.49	- - - - -	(69,306.50)
	1973-DECEMBER 31, 1973		-5,616.00	- - - - -	- - - - -	-4,943.60	- - - - -	(-672.40)
	PRIOR YEARS		8,532.47	- - - - -	- - - - -	426.22	- - - - -	(8,106.25)
	SUBTOTAL FY 1976		3,119,235.42	7,140,000.00	- - - - -	5,263,896.50	- - - - -	(4,995,338.92)
TRANSITION QUARTER UNDISBURSED FUNDS	1976-DECEMBER 31, 1976 19	1125	(1,300,000.00)	- - - - -	- - - - -	516,509.08	- - - - -	783,490.92
	1976		(2,774,995.12)	1,775,000.00	- - - - -	2,262,512.16	717,461.08	1,570,021.88
	1975-76		(439,621.92)	- - - - -	- - - - -	- - - - -	435,688.48	3,933.44
	1975		(366,852.66)	- - - - -	- - - - -	- - - - -	72,096.13	294,408.06
	1974-75		(37,128.87)	- - - - -	- - - - -	- - - - -	150.58	36,978.29
	1974		(69,306.50)	- - - - -	- - - - -	-56,279.51	1,437.35	- - - - -
	1973-DECEMBER 31, 1973		(-672.40)	- - - - -	- - - - -	57.00	-729.40	- - - - -
	PRIOR YEARS		(8,106.25)	- - - - -	- - - - -	56,279.51	91.72	56,960.01
	SUBTOTAL TRANSITION QUARTER		(4,995,338.92)	1,775,000.00	- - - - -	2,780,955.78	1,243,590.54	2,745,752.60
ACCOUNTS RECEIVABLE			307,214.51	- - - - -	- - - - -	- - - - -	-167,813.07	475,027.58

FOOTNOTES AT END OF CHAPTER

Appropriations, Outlays, and Balances - Continued

Appropriation or Fund Account		Account symbol			Balances beginning of fiscal year 1/	Appropriations and other obligational authority 2/	Transfers, borrowings, and investments (net) 3/	Outlays (net)	Balances withdrawn and other transactions 4/	Balances end of fiscal year 5/
Title	Period of availability	Dept. Reg. Tr. From	Account No.	Sub. No.						
INTERNATIONAL ORGANIZATIONS AND CONFERENCES-CONTINUED										
GENERAL FUND ACCOUNTS-CONTINUED										
INTERNATIONAL CONFERENCES AND CONTINGENCIES, STATE-CONTINUED										
FUND EQUITIES:										
UNOBLIGATED BALANCE					- \$1,000,000.00	- - - - -	- - - - -	- - - - -	- \$275,000.00	- \$725,000.00
ACCOUNTS PAYABLE					-2,418,323.31	- - - - -	- - - - -	- - - - -	14,723.83	-2,433,047.14
UNDELIVERED ORDERS					-8,126.62	- - - - -	- - - - -	- - - - -	54,646.42	-62,773.04
					-0-	- - - - -	- - - - -	- - - - -	870,147.72	-0-
	SUBTOTAL 19		1125			\$8,915,000.00		\$8,044,852.28		
INTERNATIONAL TRADE NEGOTIATIONS, STATE										
FUND RESOURCES:										
UNDISBURSED FUNDS	1976 19		1147		- - - - -	2,856,000.00	- - - - -	2,203,090.43	- - - - -	(652,909.57)
	1975				1,118,328.73	- - - - -	- - - - -	777,533.84	- - - - -	(340,794.89)
	1974				48,027.05	- - - - -	- - - - -	-197.87	- - - - -	(48,224.92)
	SUBTOTAL FY 1976				1,166,355.78	2,856,000.00	- - - - -	2,980,426.40	- - - - -	(1,041,929.38)
TRANSITION QUARTER										
UNDISBURSED FUNDS	1976 19		1147		(652,909.57)	739,000.00	- - - - -	797,825.06	12,223.53	581,860.98
	1975				(340,794.89)	- - - - -	- - - - -	51,336.33	103,971.48	185,487.08
	1974				(48,224.92)	- - - - -	- - - - -	- \$48,223.21	1.71	- - - - -
	PRIOR YEARS				- - - - -	- - - - -	- - - - -	48,223.21	- - - - -	48,223.21
	SUBTOTAL TRANSITION QUARTER				(1,041,929.38)	739,000.00	- - - - -	849,161.39	116,196.72	815,571.27
ACCOUNTS RECEIVABLE										
FUND EQUITIES:										
ACCOUNTS PAYABLE					-1,199,469.89	- - - - -	- - - - -	- - - - -	-437,777.73	-761,692.16
UNDELIVERED ORDERS					-1,909.51	- - - - -	- - - - -	- - - - -	77,297.76	-79,207.27
	SUBTOTAL 19		1147		-0-	3,595,000.00	- - - - -	3,829,587.79	-234,587.79	-0-
TRUST FUND ACCOUNTS										
GIFTS AND BEQUESTS, NATIONAL COMMISSION ON EDUCATIONAL, SCIENTIFIC, AND CULTURAL COOPERATION, STATE										
FUND RESOURCES:										
UNDISBURSED FUNDS	NO YEAR 19		8812		2,922.60	54,632.55	- - - - -	18,800.00	- - - - -	(38,755.15)
	SUBTOTAL FY 1976				2,922.60	54,632.55	- - - - -	18,800.00	- - - - -	(38,755.15)
TRANSITION QUARTER										
UNDISBURSED FUNDS	NO YEAR 19		8812		(38,755.15)	19,649.86	- - - - -	28,372.50	- - - - -	30,032.51
	SUBTOTAL TRANSITION QUARTER				(38,755.15)	19,649.86	- - - - -	28,372.50	- - - - -	30,032.51
ACCOUNTS RECEIVABLE										
FUND EQUITIES:										
UNOBLIGATED BALANCE					-2,880.60	- - - - -	- - - - -	- - - - -	8,860.19	-11,740.79
ACCOUNTS PAYABLE					-16.80	- - - - -	- - - - -	- - - - -	19,125.42	-19,142.22
UNDELIVERED ORDERS					-25.20	- - - - -	- - - - -	- - - - -	-25.20	- - - - -
	SUBTOTAL 19		8812		-0-	74,282.41	- - - - -	47,172.50	27,109.91	-0-
TOTAL, INTERNATIONAL ORGANIZATIONS AND CONFERENCES FY 1976 . . . . .					- - - - -	272,042,632.55	- - - - -	291,097,497.68	- - - - -	- - - - -
TOTAL, INTERNATIONAL ORGANIZATIONS AND CONFERENCES T.O. . . . .					- - - - -	224,110,649.86	- - - - -	174,078,698.32	30,977,086.41	- - - - -
INTERNATIONAL COMMISSIONS										
GENERAL FUND ACCOUNTS										
SALARIES AND EXPENSES, INTERNATIONAL BOUNDARY AND WATER COMMISSION UNITED STATES AND MEXICO, STATE										
FUND RESOURCES:										
UNDISBURSED FUNDS	1976 19		1069		- - - - -	5,525,000.00	- - - - -	5,055,736.21	- - - - -	(469,263.79)
	1975				483,963.57	- - - - -	- - - - -	423,855.79	- - - - -	(60,107.78)
	1974				11,837.90	- - - - -	- - - - -	4,698.16	- - - - -	(7,139.74)
	PRIOR YEARS				4,957.33	- - - - -	- - - - -	- - - - -	- - - - -	(4,957.33)
	SUBTOTAL FY 1976				500,758.80	5,525,000.00	- - - - -	5,484,290.16	- - - - -	(541,468.64)

TRANSITION QUARTER		1976 19	1069	(469,263.79)	1,440,000.00		1,334,818.44	24,873.60	549,571.75
UNDISBURSED FUNDS		1975		(60,107.78)			14,617.48	27,554.44	17,935.86
		1974		(7,139.74)			-30.85	7,170.59	-
PRIOR YEARS				(4,957.33)				4,743.20	214.13
SUBTOTAL TRANSITION QUARTER				(541,468.64)	1,440,000.00		1,349,405.07	64,341.83	567,721.74
ACCOUNTS RECEIVABLE				12,621.56				3,537.36	9,084.20
FUND EQUITIES:									
ACCOUNTS PAYABLE				-179,528.84					104,332.27
UNDELIVERED ORDERS				-333,851.52					-40,906.69
SUBTOTAL 19		1069		-0-	6,965,000.00		6,833,695.23	131,304.77	-283,861.11
CONSTRUCTION, INTERNATIONAL BOUNDARY AND WATER COMMISSION, UNITED STATES AND MEXICO, STATE									-292,944.83
FUND RESOURCES:									-0-
UNDISBURSED FUNDS		NO YEAR 19	1078	12,689,779.95	8,365,000.00		8,823,574.64		(12,231,205.31)
TRANSFER TO:									
CORPS OF ENGINEERS, CIVIL		NO YEAR 96 19	1078	340,730.44			44,724.35		(296,006.09)
SUBTOTAL FY 1976				13,030,510.39	8,365,000.00		8,868,298.99		(12,527,211.40)
TRANSITION QUARTER									
UNDISBURSED FUNDS		NO YEAR 19	1078	(12,231,205.31)	830,000.00		1,563,198.82		11,498,006.49
TRANSFER TO:									
CORPS OF ENGINEERS, CIVIL		NO YEAR 96 19	1078	(296,006.09)			5,816.73		290,189.36
SUBTOTAL TRANSITION QUARTER				(12,527,211.40)	830,000.00		1,569,015.55		11,788,195.85
ACCOUNTS RECEIVABLE				733.90				257.50	476.40
FUND EQUITIES:									
UNOBLIGATED BALANCE				-10,893,226.66				-511,936.20	-10,381,290.46
ACCOUNTS PAYABLE				-285,089.08				-225,858.84	-59,230.24
UNDELIVERED ORDERS				-1,852,928.55				-504,777.00	-1,348,151.55
SUBTOTAL 19		1078		-0-	9,195,000.00		10,437,314.54	-1,242,314.54	-0-
AMERICAN SECTIONS, INTERNATIONAL COMMISSIONS, STATE									
FUND RESOURCES:									
UNDISBURSED FUNDS		1976 19	1082		1,609,000.00	-327,500.00	740,444.39		(541,055.61)
		1975		276,207.82			217,189.35		(59,018.47)
		1974		8,226.91			2,933.38		(5,293.53)
PRIOR YEARS				190.76					(190.76)
TRANSFER TO:									
INTERIOR, GEOLOGICAL SURVEY		1976 14 19	1082 8			327,500.00	292,218.64		(35,281.36)
		1975		103,122.54			103,122.54		
SUBTOTAL FY 1976				387,748.03	1,609,000.00		1,355,908.30		(640,839.73)
TRANSITION QUARTER									
UNDISBURSED FUNDS		1976 19	1082	(541,055.61)	464,000.00	-108,700.00	520,931.29	54,221.35	321,202.97
		1975		(59,018.47)			39,433.06	14,015.91	5,569.50
		1974		(5,293.53)		-4,441.67	-175.00	1,026.86	
PRIOR YEARS				(190.76)		4,441.67	-71.73	262.49	4,441.67
TRANSFER TO:									
INTERIOR, GEOLOGICAL SURVEY		1976 14 19	1082 8	(35,281.36)		108,700.00	113,120.56		30,860.80
		1975							
SUBTOTAL TRANSITION QUARTER				(640,839.73)	464,000.00		673,238.18	69,526.61	362,074.94
ACCOUNTS RECEIVABLE				1,040.00				-29,882.32	30,922.32
FUND EQUITIES:									
ACCOUNTS PAYABLE				-388,185.11				-88,289.95	-299,895.16
UNDELIVERED ORDERS				-602.92				92,499.18	-93,102.10
SUBTOTAL 19		1082		-0-	2,073,000.00		2,029,146.48	43,853.52	-0-
INTERNATIONAL FISHERIES COMMISSIONS, STATE									
FUND RESOURCES:									
UNDISBURSED FUNDS		1976 19	1087		4,760,000.00		4,605,463.83		(154,536.17)
		1975		187,816.85			184,121.71		(3,695.14)
SUBTOTAL FY 1976				187,816.85	4,760,000.00		4,789,585.54		(158,231.31)
TRANSITION QUARTER									
UNDISBURSED FUNDS		1976 19	1087	(154,536.17)	2,019,000.00		2,046,757.83	121,397.78	5,380.56
		1975		(3,695.14)				3,695.14	
SUBTOTAL TRANSITION QUARTER				(158,231.31)	2,019,000.00		2,046,757.83	125,092.92	5,380.56
ACCOUNTS RECEIVABLE				232.00				207.00	25.00
FUND EQUITIES:									
UNOBLIGATED BALANCE								25.00	6-25.00
ACCOUNTS PAYABLE				-188,041.45				-182,660.89	-5,380.56
UNDELIVERED ORDERS				-7.40				-7.40	
SUBTOTAL 19		1087		-0-	6,779,000.00		6,836,343.37	-57,343.37	-0-
TOTAL, INTERNATIONAL COMMISSIONS FY 1976					20,259,000.00		20,498,082.99		
TOTAL, INTERNATIONAL COMMISSIONS T.Q.					4,753,000.00		5,638,416.63	-1,124,499.62	

FOOTNOTES AT END OF CHAPTER

Appropriations, Outlays, and Balances - Continued

Appropriation or Fund Account		Account symbol			Balances beginning of fiscal year 1/	Appropriations and other obligation authority 2/	Transfers, borrowings, and investments (net) 3/	Outlays (net)	Balances withdrawn and other transactions 4/	Balances end of fiscal year 5/
Title	Period of availability	Dept. Reg.	Tr From	Account No.						
EDUCATIONAL EXCHANGE										
GENERAL FUND ACCOUNTS										
MUTUAL EDUCATIONAL AND CULTURAL EXCHANGE ACTIVITIES, STATE FUND RESOURCES:										
UNDISBURSED FUNDS	1976	19		1128	- - - - -	\$55,325,000.00	-\$1,325,044.00	\$27,812,086.36	- - - - -	( \$26,187,869.64)
	1975				\$24,724,099.44	- - - - -	- - - - -	23,033,233.26	- - - - -	( 1,690,866.18)
	1974				1,745,538.01	- - - - -	- - - - -	1,142,095.49	- - - - -	( 603,442.52)
	PRIOR YEARS				443,698.46	- - - - -	- - - - -	-42,091.56	- - - - -	( 485,790.02)
TRANSFER TO:										
LABOR	1976	16	19	1128	- - - - -	- - - - -	620,791.00	544,743.36	- - - - -	( 76,047.64)
	1975				77,320.19	- - - - -	- - - - -	41,758.30	- - - - -	( 35,561.89)
	1974				37,245.62	- - - - -	- - - - -	1,653.14	- - - - -	( 35,592.48)
HEALTH, EDUCATION, AND WELFARE, OFFICE OF EDUCATION	1976	75	19	1128	2	- - - - -	704,253.00	493,310.53	- - - - -	( 210,942.47)
	1975				99,166.47	- - - - -	- - - - -	116,454.98	- - - - -	( -17,288.51)
	1974				61,819.80	- - - - -	- - - - -	22,222.20	- - - - -	( 39,597.60)
	PRIOR YEARS				15,290.24	- - - - -	- - - - -	-1,275.74	- - - - -	( 16,565.98)
	SUBTOTAL FY 1976				27,204,178.23	55,325,000.00	- - - - -	53,164,190.32	- - - - -	( 29,364,987.91)
TRANSITION QUARTER UNDISBURSED FUNDS										
	1976	19		1128	( 26,187,869.64)	10,097,000.00	-271,102.00	17,921,645.43	\$2,191.70	18,089,930.51
	1975				( 1,690,866.18)	- - - - -	- - - - -	483,494.83	185,408.40	1,021,962.95
	1974				( 603,442.52)	- - - - -	-227,439.73	-38,976.41	414,979.20	- - - - -
	PRIOR YEARS				( 485,790.02)	- - - - -	227,439.73	13,628.77	-186,699.79	886,100.77
TRANSFER TO:										
LABOR	1976	16	19	1128	( 76,047.64)	- - - - -	159,302.00	129,899.85	- - - - -	105,449.79
	1975				( 35,561.89)	- - - - -	- - - - -	-2,506.35	18,196.02	19,872.22
	1974				( 35,592.48)	- - - - -	-14,424.06	2,100.00	19,068.42	- - - - -
	PRIOR YEARS				- - - - -	- - - - -	14,424.06	- - - - -	- - - - -	14,424.06
HEALTH, EDUCATION, AND WELFARE, OFFICE OF EDUCATION	1976	75	19	1128	2	( 210,942.47)	111,800.00	228,529.57	6,462.36	87,750.54
	1975				( -17,288.51)	- - - - -	- - - - -	-800.00	-16,488.51	- - - - -
	1974				( 39,597.60)	- - - - -	-13,872.29	5,850.00	19,875.31	- - - - -
	PRIOR YEARS				( 16,565.98)	- - - - -	13,872.29	- - - - -	3,398.77	27,039.50
	SUBTOTAL TRANSITION QUARTER				( 29,364,987.91)	10,097,000.00	- - - - -	18,743,065.69	466,391.88	20,252,530.34
ACCOUNTS RECEIVABLE					427,962.30	- - - - -	- - - - -	- - - - -	-261,081.84	689,044.14
FUND EQUITIES:										
ACCOUNTS PAYABLE					-13,514,852.42	- - - - -	- - - - -	- - - - -	-2,039,767.60	-11,475,084.82
UNDELIVERED ORDERS					-14,117,288.11	- - - - -	- - - - -	- - - - -	-4,650,798.45	-9,466,489.66
	SUBTOTAL 19				-0-	65,422,000.00	- - - - -	71,907,256.01	-6,485,256.01	-0-
INTERNATIONAL EDUCATIONAL EXCHANGE ACTIVITIES, SPECIAL FOREIGN CURRENCY PROGRAM, STATE FUND RESOURCES:										
UNDISBURSED FUNDS	NO YEAR	19		1135	82,915.69	- - - - -	- - - - -	-10,163.29	- - - - -	( 93,078.98)
	SUBTOTAL FY 1976				82,915.69	- - - - -	- - - - -	-10,163.29	- - - - -	( 93,078.98)
TRANSITION QUARTER UNDISBURSED FUNDS										
	NO YEAR	19		1135	( 93,078.98)	- - - - -	- - - - -	- - - - -	- - - - -	93,078.98
	SUBTOTAL TRANSITION QUARTER				( 93,078.98)	- - - - -	- - - - -	- - - - -	- - - - -	93,078.98
FUND EQUITIES:										
UNOBLIGATED BALANCE					-6,076.32	- - - - -	- - - - -	- - - - -	21,397.02	-27,473.34
ACCOUNTS PAYABLE					-30,735.75	- - - - -	- - - - -	- - - - -	-4,493.49	-26,242.26
UNDELIVERED ORDERS					-46,103.62	- - - - -	- - - - -	- - - - -	-6,740.24	-39,363.38
	SUBTOTAL 19				-0-	- - - - -	- - - - -	-10,163.29	10,163.29	-0-
CENTER FOR CULTURAL AND TECHNICAL INTERCHANGE BETWEEN EAST AND WEST, STATE FUND RESOURCES:										
UNDISBURSED FUNDS	1976	19		1136	- - - - -	9,000,000.00	- - - - -	8,813,829.09	- - - - -	( 186,170.91)
	1975				47,239.36	- - - - -	- - - - -	22,861.10	- - - - -	( 24,378.26)
	1974				10,449.81	- - - - -	- - - - -	- - - - -	- - - - -	( 10,449.81)
	PRIOR YEARS				15,000.00	- - - - -	- - - - -	- - - - -	- - - - -	( 15,000.00)
	SUBTOTAL FY 1976				72,689.17	9,000,000.00	- - - - -	8,836,690.19	- - - - -	( 235,998.98)
TRANSITION QUARTER UNDISBURSED FUNDS										
	1976	19		1136	( 186,170.91)	2,350,000.00	- - - - -	2,419,600.71	- - - - -	116,570.20
	1975				( 24,378.26)	- - - - -	- - - - -	- - - - -	3,383.76	20,994.50
	1974				( 10,449.81)	- - - - -	-10,449.81	- - - - -	- - - - -	- - - - -
	PRIOR YEARS				( 15,000.00)	- - - - -	10,449.81	- - - - -	- - - - -	25,449.81
	SUBTOTAL TRANSITION QUARTER				( 235,998.98)	2,350,000.00	- - - - -	2,419,600.71	3,383.76	163,014.51
ACCOUNTS RECEIVABLE					250.00	- - - - -	- - - - -	- - - - -	250.00	- - - - -

FUND EQUITIES:										
ACCOUNTS PAYABLE			-42,547.94	-	-	-	-	-	61,405.57	-103,953.51
UNDELIVERED ORDERS			-30,391.23	-	-	-	-	-	28,669.77	-59,061.00
SUBTOTAL 19			-0-	11,350,000.00	-	-	11,256,290.90	-	93,709.10	-0-
PRESERVATION OF ANCIENT NUBIAN MONUMENTS, SPECIAL FOREIGN CURRENCY PROGRAM, STATE FUND RESOURCES:										
UNDISBURSED FUNDS										
PRIOR YEARS 19			193,471.69	-	-	-	-	-	-	(193,471.69)
SUBTOTAL FY 1976			193,471.69	-	-	-	-	-	-	(193,471.69)
TRANSITION QUARTER UNDISBURSED FUNDS										
PRIOR YEARS 19			(193,471.69)	-	-	-	-	-	-	193,471.69
SUBTOTAL TRANSITION QUARTER			(193,471.69)	-	-	-	-	-	-	193,471.69
FUND EQUITIES:										
ACCOUNTS PAYABLE			-193,471.69	-	-	-	-	-	-	-193,471.69
SUBTOTAL 19			-0-	-	-	-	-	-	-	-0-
SPECIAL FUND ACCOUNTS										
EDUCATIONAL EXCHANGE FUND, PAYMENTS BY FINLAND, WORLD WAR I DEBT, DEPARTMENT OF STATE FUND RESOURCES:										
UNDISBURSED FUNDS										
NO YEAR 19			374,218.23	3,068,487.50	-29,600.00	2,898,965.00	-	-	-	(514,140.73)
TRANSFER TO:										
LABOR										
NO YEAR 16 19			1.00	-	-	-	-	-	-	(1.00)
HEALTH, EDUCATION, AND WELFARE, OFFICE OF EDUCATION										
NO YEAR 75 19			35,372.42	-	29,600.00	21,027.45	-	-	-	(43,944.97)
SUBTOTAL FY 1976			409,591.65	3,068,487.50	-	2,919,992.45	-	-	-	(558,086.70)
TRANSITION QUARTER UNDISBURSED FUNDS										
NO YEAR 19			(514,140.73)	-	1.00	41,493.00	-	-	-	472,648.73
TRANSFER TO:										
LABOR										
NO YEAR 16 19			(1.00)	-	-1.00	-	-	-	-	-
HEALTH, EDUCATION, AND WELFARE, OFFICE OF EDUCATION										
NO YEAR 75 19			(43,944.97)	-	-	10,417.61	-	-	-	33,527.36
SUBTOTAL TRANSITION QUARTER			(558,086.70)	-	-	51,910.61	-	-	-	506,176.09
FUND EQUITIES:										
UNOBLIGATED BALANCE			-8,682.54	-	-	-	-	-	-2,186.35	-6,496.19
ACCOUNTS PAYABLE			-155,488.32	-	-	-	-	-	29,402.40	-184,890.72
UNDELIVERED ORDERS			-245,420.79	-	-	-	-	-	69,368.39	-314,789.18
SUBTOTAL 19			-0-	3,068,487.50	-	2,971,903.06	-	-	96,584.44	-0-
TRUST FUND ACCOUNTS										
UNITED STATES DOLLARS ADVANCED FROM FOREIGN GOVERNMENTS, UNITED STATES EDUCATIONAL EXCHANGE PROGRAM, STATE FUND RESOURCES:										
UNDISBURSED FUNDS										
NO YEAR 19			274.82	252,930.00	1,565.63	123,873.00	-	-	-	(130,897.45)
TRANSFER TO:										
INTERIOR, RECLAMATION										
NO YEAR 14 19			1,565.63	-	-1,565.63	-	-	-	-	-
INTERIOR, GEOLOGICAL SURVEY										
NO YEAR 14 19			7,832.12	-	-	7,832.12	-	-	-	-
SUBTOTAL FY 1976			9,672.57	252,930.00	-	131,705.12	-	-	-	(130,897.45)
TRANSITION QUARTER UNDISBURSED FUNDS										
NO YEAR 19			(130,897.45)	20,741.37	-	81,485.00	-	-	-	70,153.82
SUBTOTAL TRANSITION QUARTER			(130,897.45)	20,741.37	-	81,485.00	-	-	-	70,153.82
FUND EQUITIES:										
UNOBLIGATED BALANCE			-1,565.63	-	-	-	-	-	14,487.37	-16,053.00
ACCOUNTS PAYABLE			-7,942.05	-	-	-	-	-	13,698.28	-21,640.33
UNDELIVERED ORDERS			-164.89	-	-	-	-	-	32,295.60	-32,460.49
SUBTOTAL 19			-0-	273,671.37	-	213,190.12	-	-	60,481.25	-0-
CONTRIBUTIONS, EDUCATIONAL AND CULTURAL EXCHANGE, STATE FUND RESOURCES:										
UNDISBURSED FUNDS										
NO YEAR 19			4,320.09	58,486.06	-58,486.06	1,140.00	-	-	-	(3,180.09)
TRANSFER TO:										
INTERIOR, GEOLOGICAL SURVEY										
NO YEAR 14 19			200.53	-	-	200.53	-	-	-	-
FEDERAL COMMUNICATIONS COMMISSION										
NO YEAR 27 19			43,786.96	-	58,486.06	72,490.96	-	-	-	(29,782.06)
SUBTOTAL FY 1976			48,307.58	58,486.06	-	73,831.49	-	-	-	(32,962.15)
TRANSITION QUARTER UNDISBURSED FUNDS										
NO YEAR 19			(3,180.09)	25,641.00	-20,524.00	-	-	-	-	8,297.09
TRANSFER TO:										
FEDERAL COMMUNICATIONS COMMISSION										
NO YEAR 27 19			(29,782.06)	-	20,524.00	24,766.31	-	-	-	25,539.75
SUBTOTAL TRANSITION QUARTER			(32,962.15)	25,641.00	-	24,766.31	-	-	-	33,836.84

Appropriations, Outlays, and Balances - Continued

Appropriation or Fund Account		Account symbol			Balances beginning of fiscal year <sup>1/</sup>	Appropriations and other obligational authority <sup>2/</sup>	Transfers, borrowings, and investments (net) <sup>3/</sup>	Outlays (net)	Balances withdrawn and other transactions <sup>4/</sup>	Balances end of fiscal year <sup>5/</sup>
Title	Period of availability	Dept. Reg.	Account No.	Sub. No.						
EDUCATIONAL EXCHANGE-CONTINUED										
TRUST FUND ACCOUNTS-CONTINUED										
CONTRIBUTIONS, EDUCATIONAL AND CULTURAL EXCHANGE, STATE-CONTINUED FUND EQUITIES:										
					- \$3,913.36	- - - - -	- - - - -	- - - - -	\$3,977.00	- \$7,890.36
					-44,150.18	- - - - -	- - - - -	- - - - -	-18,203.70	-25,946.48
					-244.04	- - - - -	- - - - -	- - - - -	-244.04	- - - - -
					-0-	- - - - -	- - - - -	- - - - -	-14,470.74	-0-
	SUBTOTAL 19		8580		-0-	\$84,127.06	- - - - -	\$98,597.80	-14,470.74	-0-
TOTAL, EDUCATIONAL EXCHANGE FY 1976 . . . . .					- - - - -	67,704,903.56	- - - - -	65,116,246.28	- - - - -	- - - - -
TOTAL, EDUCATIONAL EXCHANGE T.Q. . . . .					- - - - -	12,493,382.37	- - - - -	21,320,628.32	-6,238,788.67	- - - - -
OTHER										
GENERAL FUND ACCOUNTS										
MIGRATION AND REFUGEE ASSISTANCE, STATE FUND RESOURCES:										
	UNDISBURSED FUNDS	1976-DECEMBER 31, 1976	1976	1143	- - - - -	14,022,390.00	- - - - -	5,773,735.55	- - - - -	(8,248,654.45)
		1976	1976		- - - - -	1,800,610.00	- - - - -	929,777.44	- - - - -	(870,832.56)
		1975-DECEMBER 31, 1975	1975		6,113,074.99	- - - - -	- - - - -	5,220,188.47	- - - - -	(892,886.52)
		1975	1975		109,430.06	- - - - -	- - - - -	107,768.47	- - - - -	(1,661.59)
		1974-DECEMBER 31, 1974	1974		79,915.21	- - - - -	- - - - -	51,347.63	- - - - -	(28,567.58)
		1974	1974		21,877.30	- - - - -	- - - - -	10,649.04	- - - - -	(11,228.26)
		1973-DECEMBER 31, 1973	1973		222,377.85	- - - - -	- - - - -	157,033.85	- - - - -	(65,344.00)
		PRIOR YEARS			162,336.49	- - - - -	- - - - -	89,856.01	- - - - -	(72,480.48)
		SUBTOTAL FY 1976			6,709,011.90	15,823,000.00	- - - - -	12,340,356.46	- - - - -	(10,191,655.44)
	TRANSITION QUARTER UNDISBURSED FUNDS	1976-DECEMBER 31, 1976	1976	1143	(8,248,654.45)	- - - - -	- - - - -	2,381,439.66	- - - - -	5,867,214.79
		1976	1976		(870,832.56)	708,000.00	- - - - -	1,403,022.19	387.37	175,423.00
		1975-DECEMBER 31, 1975	1975		(892,886.52)	- - - - -	- - - - -	278,666.47	417,319.36	196,900.69
		1975	1975		(1,661.59)	- - - - -	- - - - -	303.54	1,298.05	- - - - -
		1974-DECEMBER 31, 1974	1974		(28,567.58)	- - - - -	- - - - -	- - - - -	23,949.15	4,618.43
		1974	1974		(11,228.26)	- - - - -	- - - - -	- - - - -	10,585.36	- - - - -
		1973-DECEMBER 31, 1973	1973		(65,344.00)	- - - - -	- - - - -	- - - - -	53,181.99	- - - - -
		PRIOR YEARS			(72,480.48)	- - - - -	- - - - -	- - - - -	22,777.34	22,201.85
		SUBTOTAL TRANSITION QUARTER			(10,191,655.44)	708,000.00	- - - - -	4,103,798.06	529,498.62	6,266,358.76
	ACCOUNTS RECEIVABLE				500,770.30	- - - - -	- - - - -	- - - - -	393,745.67	393,745.67
	FUND EQUITIES:									
	UNOBLIGATED BALANCE				-2,738,565.94	- - - - -	- - - - -	- - - - -	393,146.02	7-3,131,711.96
	ACCOUNTS PAYABLE				-3,736,983.13	- - - - -	- - - - -	- - - - -	-3,136,140.07	-600,843.06
	UNDELIVERED ORDERS				-734,233.13	- - - - -	- - - - -	- - - - -	2,193,316.28	-2,927,549.41
		SUBTOTAL 19		1143	-0-	16,531,000.00	- - - - -	16,444,154.52	86,845.48	-0-
ASSISTANCE TO REFUGEES FROM THE SOVIET UNION AND OTHER COMMUNIST COUNTRIES IN EASTERN EUROPE, STATE FUND RESOURCES:										
	UNDISBURSED FUNDS	1976	1976	1146	- - - - -	15,000,000.00	- - - - -	10,140,191.79	- - - - -	(4,859,808.21)
		1975	1975		18,265,798.18	- - - - -	- - - - -	18,210,132.67	- - - - -	(55,665.51)
		1974	1974		1,500,040.98	- - - - -	- - - - -	1,498,609.10	- - - - -	(1,431.88)
		PRIOR YEARS			376.89	- - - - -	- - - - -	- - - - -	- - - - -	(376.89)
		SUBTOTAL FY 1976			19,766,216.05	15,000,000.00	- - - - -	29,848,933.56	- - - - -	(4,917,282.49)
	TRANSITION QUARTER UNDISBURSED FUNDS	1976	1976	1146	(4,859,808.21)	- - - - -	- - - - -	4,740,114.40	- - - - -	119,693.81
		1975	1975		(55,665.51)	- - - - -	- - - - -	54,867.33	109.77	688.41
		1974	1974		(1,431.88)	- - - - -	- - - - -	- - - - -	40.98	- - - - -
		PRIOR YEARS			(376.89)	- - - - -	- - - - -	- - - - -	- - - - -	1,767.79
		SUBTOTAL TRANSITION QUARTER			(4,917,282.49)	- - - - -	- - - - -	4,794,981.73	150.75	122,150.01
	FUND EQUITIES:									
	ACCOUNTS PAYABLE				-19,766,216.05	- - - - -	- - - - -	- - - - -	-19,644,066.04	-122,150.01
		SUBTOTAL 19		1146	-0-	30,000.00	- - - - -	34,643,915.29	-19,643,915.29	-0-

SPECIAL ASSISTANCE TO REFUGEES FROM CAMBODIA AND VIETNAM, STATE									
FUND RESOURCES:									
UNDISBURSED FUNDS	1975-76 19	1144	301,650,774.72	- - - - -	-55,340,000.00	204,223,677.86	- - - - -	(42,087,096.86)	
TRANSFER TO:									
HEALTH, EDUCATION, AND WELFARE, DEPARTMENTAL MANAGEMENT	1975-76 75 19	1144	1	- - - - -	2,340,000.00	829,406.38	- - - - -	(1,510,593.62)	
SUBTOTAL	FY 1976		301,650,774.72	- - - - -	-53,000,000.00	205,053,084.24	- - - - -	(43,597,690.48)	
TRANSITION QUARTER									
UNDISBURSED FUNDS	1975-76 19	1144	(42,087,096.86)	- - - - -	- - - - -	16,860,224.22	- - - - -	25,226,872.64	
TRANSFER TO:									
HEALTH, EDUCATION, AND WELFARE, DEPARTMENTAL MANAGEMENT	1975-76 75 19	1144	1	(1,510,593.62)	- - - - -	623,282.90	54,524.83	832,785.89	
SUBTOTAL	TRANSITION QUARTER		(43,597,690.48)	- - - - -	- - - - -	17,483,507.12	54,524.83	26,059,658.53	
ACCOUNTS RECEIVABLE			1,266,000.00	- - - - -	- - - - -	- - - - -	-748,143.69	2,014,143.69	
FUND EQUITIES:									
UNOBLIGATED BALANCE			-180,646,769.88	- - - - -	- - - - -	- - - - -	-180,646,769.88	- - - - -	
ACCOUNTS PAYABLE			-114,940,227.61	- - - - -	- - - - -	- - - - -	-88,072,749.82	-26,867,477.79	
UNDELIVERED ORDERS			-7,329,777.23	- - - - -	- - - - -	- - - - -	-6,123,452.80	-1,206,324.43	
SUBTOTAL	19	1144	-0-	- - - - -	-53,000,000.00	222,536,591.36	-275,536,591.36	-0-	
PAYMENT TO THE REPUBLIC OF PANAMA, STATE									
FUND RESOURCES:									
UNDISBURSED FUNDS	1976 19	2026	- - - - -	2,328,200.00	- - - - -	2,328,200.00	- - - - -	- - - - -	
SPECIAL FUND ACCOUNTS									
INTERNATIONAL CENTER, WASHINGTON, D. C., STATE									
FUND RESOURCES:									
UNDISBURSED FUNDS	NO YEAR 19	5151	1,719,434.79	- - - - -	-294,000.00	12,854.28	- - - - -	(1,412,580.51)	
TRANSFER TO:									
GENERAL SERVICES ADMINISTRATION	NO YEAR 47 19	5151	340,000.00	- - - - -	294,000.00	133,585.87	- - - - -	(500,414.13)	
SUBTOTAL	FY 1976		2,059,434.79	- - - - -	- - - - -	146,440.15	- - - - -	(1,912,994.64)	
TRANSITION QUARTER									
UNDISBURSED FUNDS	NO YEAR 19	5151	(1,412,580.51)	- - - - -	- - - - -	-27,291.50	- - - - -	1,436,872.01	
TRANSFER TO:									
GENERAL SERVICES ADMINISTRATION	NO YEAR 47 19	5151	(500,414.13)	- - - - -	- - - - -	130,930.11	- - - - -	369,484.02	
SUBTOTAL	TRANSITION QUARTER		(1,912,994.64)	- - - - -	- - - - -	103,638.61	- - - - -	1,809,356.03	
FUND EQUITIES:									
UNOBLIGATED BALANCE			-2,056,161.12	- - - - -	- - - - -	- - - - -	-475,074.43	-1,581,086.69	
ACCOUNTS PAYABLE			-3,273.67	- - - - -	- - - - -	- - - - -	65,849.33	-69,123.00	
UNDELIVERED ORDERS			- - - - -	- - - - -	- - - - -	- - - - -	159,146.34	-159,146.34	
SUBTOTAL	19	5151	-0-	- - - - -	- - - - -	250,078.76	-250,078.76	-0-	
TOTAL, OTHER FY 1976 . . . . .									
			- - - - -	33,151,200.00	-53,000,000.00	249,717,014.41	- - - - -	- - - - -	
TOTAL, OTHER T.Q. . . . .									
			- - - - -	708,000.00	- - - - -	26,485,925.52	-295,343,739.93	- - - - -	
DEDUCTIONS FOR OFFSETTING RECEIPTS <sup>B</sup>									
PROPRIETARY RECEIPTS FROM THE PUBLIC									
			- - - - -	-25,962,412.82	- - - - -	-25,962,412.82	- - - - -	- - - - -	
INTRABUDGETARY TRANSACTIONS									
			- - - - -	-55,409,817.82	- - - - -	-55,409,817.82	- - - - -	- - - - -	
TRANSITION QUARTER									
PROPRIETARY RECEIPTS FROM THE PUBLIC									
			- - - - -	-11,730,896.71	- - - - -	-11,730,896.71	- - - - -	- - - - -	
INTRABUDGETARY TRANSACTIONS									
			- - - - -	-2,473,874.40	- - - - -	-2,473,874.40	- - - - -	- - - - -	
TOTAL FY 1976 . . . . .									
			- - - - -	-81,372,230.64	- - - - -	-81,372,230.64	- - - - -	- - - - -	
TOTAL T.Q. . . . .									
			- - - - -	-14,204,771.11	- - - - -	-14,204,771.11	- - - - -	- - - - -	
TOTAL, DEPARTMENT OF STATE FY 1976 . . . . .									
			- - - - -	930,679,847.48	-53,000,000.00	1,061,820,302.16	- - - - -	- - - - -	
TOTAL, DEPARTMENT OF STATE T.Q. . . . .									
			- - - - -	372,435,422.83	- - - - -	316,144,134.33	-127,849,166.18	- - - - -	



### Appropriations, Outlays, and Balances

- 1 Amounts in parentheses represent non-add balances at the end of fiscal year 1976 and at the beginning of the transition quarter. Obligation data is shown at the beginning of fiscal year 1976 and at the end of the transition quarter only.
- 2 The amounts in this column, unless otherwise footnoted, represent appropriations, increases in borrowing authority or new contract authority. Appropriation accounts with appropriation transfer activity are presented in Table 1 (Appropriations and appropriation transfers) at the end of the chapter. For further detail on appropriations, increases in borrowing authority and new con-

- tract authority; see Tables 1, 3 and 7 respectively in Part Four - Information Tables.
- 3 For detail of transfer activity by account see Table 2 (Transfers - Other than Appropriation Transfers) at end of chapter. Amounts not appearing in Table 2, unless otherwise footnoted, represent transfers of obligated balances from lapsed appropriations to merged prior-year accounts pursuant to 31 U.S.C. 701, borrowings (net) or investments (net).
- 4 The amounts in this column, unless otherwise footnoted, represent unobligated balances withdrawn or restored

- pursuant to 31 U.S.C. 701 and changes in unfilled customer orders, accounts receivable, accounts payable, undelivered orders and unobligated balances.
- 5 Unobligated balance represents no-year or unexpired multiple-year account unless otherwise footnoted.
- 6 Unobligated - unavailable.
- 7 Includes \$261.90 that is unobligated - unavailable.
- 8 For detail by account see Table C - "Receipts by Organizational Unit."

**TABLE 1 - APPROPRIATIONS AND APPROPRIATION TRANSFERS**

Account Symbol	Net Appropriations and Appropriation Transfers	Appropriation Amount	Net Appropriation Transfers	Detail of Appropriation Transfers		
				Accounts Involved	Amount From, Or To (-)	Citation of Law
196/71143	\$14,022,390.00	\$7,222,390.00	\$6,800,000.00	11X1023	\$6,800,000.00	22 USC 2392, 90 STAT. 771
TOTAL (FY)	<u>\$14,022,390.00</u>	<u>\$7,222,390.00</u>	<u>\$6,800,000.00</u>		<u>\$6,800,000.00</u>	

\* Appropriations to accounts which did not have appropriation transfer activity during the fiscal year and transition quarter are not included in this table.

**TABLE 2 - TRANSFERS (OTHER THAN APPROPRIATION TRANSFERS - TABLE 1 )**

Account Symbol	Net Transfers	Details of Transfers		
		Accounts Involved	Amount From Or To (-)	Citation of Law
1961082	-\$327,500.00	14-1961082(08)	-\$327,500.00	89 STAT. 615, 756,761
14-1961082(08)	327,500.00	1961082	327,500.00	89 STAT. 615, 756,761
1961128	-1,325,044.00	16-1961128	-620,791.00	22 USC 2455(c)
16-1961128	620,791.00	75-1961128(02)	-704,253.00	22 USC 2455(c)
75-1961128(02)	704,253.00	1961128	620,791.00	22 USC 2455(c)
19X5149	-29,600.00	1961128	704,253.00	22 USC 2455(c)
75-19X5149(02)	29,600.00	75-19X5149(02)	-29,600.00	22 USC 2455(c)
19X8778	1,565.63	19X5149	29,600.00	22 USC 2455(c)
14-19X8778(06)	-1,565.63	14-19X8778(06)	1,565.63	62 STAT. 13
		19X8778	-1,565.63	62 STAT. 13

Account Symbol	Net Transfers	Details of Transfers		
		Accounts Involved	Amount From Or To (-)	Citation of Law
19X8580	-\$58,486.06	27-19X8580	-\$58,486.06	22 USC 2455(f)
27-19X8580	58,486.06	19X8580	58,486.06	22 USC 2455(f)
195/61144	-55,340,000.00	755/60570	-53,000,000.00	76 STAT. 121, 89 STAT. 87,89
75-195/61144(01)	2,340,000.00	75-195/61144(01)	-2,340,000.00	89 STAT. 87,89
19X5151	-294,000.00	195/61144	2,340,000.00	89 STAT. 87,89
47-19X5151	294,000.00	47-19X5151	-294,000.00	82 STAT. 958,87 STAT. 74, 640
		19X5151	294,000.00	82 STAT. 958,87 STAT. 74, 640
<b>TOTAL (FY)</b>	<b>-\$53,000,000.00</b>		<b>-\$53,000,000.00</b>	

1961082	-\$108,700.00	14-1961082(08)	-\$108,700.00	89 STAT. 615,761
14-1961082(08)	108,700.00	1961082	108,700.00	89 STAT. 615,761
1961128	-271,102.00	16-1961128	-159,302.00	22 USC 2455(c)
				89 STAT. 616
16-1961128	159,302.00	75-1961128(02)	-111,800.00	22 USC 2455(c)
		1961128	159,302.00	22 USC 2455(c)
				89 STAT. 616

75-1961128(02)	\$111,800.00	1961128	\$111,800.00	22 USC 2455(c)
19X5149	1.00	16-19X5149	1.00	22 USC 2455(c)
16-19X5149	-1.00	19X5149	-1.00	22 USC 2455(c)
19X8580	-20,524.00	27-19X8580	-20,524.00	22 USC 2455(f)
27-19X8580	20,524.00	19X8580	20,524.00	22 USC 2455(f)
<b>TOTAL (TQ)</b>	<b>\$0</b>		<b>\$0</b>	

Appropriations, Outlays, and Balances - Continued

Appropriation or Fund Account		Account symbol			Balances beginning of fiscal year 1/	Appropriations and other obligational authority 2/	Transfers, borrowings, and investments (net) 3/	Outlays (net)	Balances withdrawn and other transactions 4/	Balances end of fiscal year 5/
Title	Period of availability	Dept Reg.	Account No.	Sub. No.						
DEPARTMENT OF TRANSPORTATION										
OFFICE OF THE SECRETARY										
GENERAL FUND ACCOUNTS										
SALARIES AND EXPENSES, OFFICE OF THE SECRETARY, DEPARTMENT OF TRANSPORTATION										
FUND RESOURCES:										
UNDISBURSED FUNDS	NO YEAR 69		0102		\$298,276.12	- - - - -	-\$175,000.00	\$39,220.12	- - - - -	(\$84,056.00)
	1976				- - - - -	\$32,950,000.00	-10,000.00	24,933,303.63	- - - - -	(8,006,696.37)
	1975				-2,939,207.76	- - - - -	- - - - -	-4,068,643.12	- - - - -	(1,129,435.36)
	1974				445,052.58	- - - - -	- - - - -	214,048.67	- - - - -	(231,003.91)
	PRIOR YEARS				251,982.36	- - - - -	- - - - -	1,331.19	- - - - -	(250,651.17)
TRANSFER TO:										
NATIONAL HIGHWAY TRAFFIC SAFETY ADMINISTRATION	1976 69		0102	6	- - - - -	- - - - -	10,000.00	- - - - -	- - - - -	(10,000.00)
FEDERAL RAILROAD ADMINISTRATION	NO YEAR 69		0102	7	2,034,107.00	- - - - -	175,000.00	1,334,490.53	- - - - -	(874,616.47)
	1974-75				2,964,295.15	- - - - -	- - - - -	2,846,878.56	- - - - -	(117,416.59)
	SUBTOTAL FY 1976				3,054,505.45	32,950,000.00	- - - - -	25,300,629.58	- - - - -	(10,703,875.87)
TRANSITION QUARTER										
UNDISBURSED FUNDS	NO YEAR 69		0102		(84,056.00)	- - - - -	-30,000.00	28.00	- - - - -	54,028.00
	1976				(8,006,696.37)	8,930,000.00	-120,000.00	11,908,663.64	\$185,334.00	4,722,698.73
	1975				(1,129,435.36)	- - - - -	- - - - -	80,583.65	776,888.56	271,963.15
	1974				(231,003.91)	- - - - -	-123,569.36	20,437.22	86,997.33	- - - - -
	PRIOR YEARS				(250,651.17)	- - - - -	123,569.36	23,271.38	175,500.97	175,448.18
TRANSFER TO:										
NATIONAL HIGHWAY TRAFFIC SAFETY ADMINISTRATION	1976 69		0102	6	(10,000.00)	- - - - -	- - - - -	- - - - -	3.86	9,996.14
FEDERAL RAILROAD ADMINISTRATION	NO YEAR 69		0102	7	(874,616.47)	- - - - -	30,000.00	174,688.58	- - - - -	729,927.89
	1976				- - - - -	- - - - -	120,000.00	- - - - -	- - - - -	120,000.00
	1974-75				(117,416.59)	- - - - -	- - - - -	92,030.98	13,976.31	11,409.30
	SUBTOTAL TRANSITION QUARTER				(10,703,875.87)	8,930,000.00	- - - - -	12,299,703.45	1,238,701.03	6,095,471.39
ACCOUNTS RECEIVABLE UNFILLED CUSTOMER ORDERS					8,851,210.66	- - - - -	- - - - -	- - - - -	8,170,329.02	680,881.64
FUND EQUITIES:					- - - - -	- - - - -	- - - - -	- - - - -	-105,771.45	105,771.45
UNOBLIGATED BALANCE					-2,087,416.91	- - - - -	- - - - -	- - - - -	-2,030,508.11	-56,908.80
ACCOUNTS PAYABLE					-831,423.13	- - - - -	- - - - -	- - - - -	944,123.89	-1,775,547.02
UNDELIVERED ORDERS					-8,986,876.07	- - - - -	- - - - -	- - - - -	-3,937,207.41	-5,049,668.66
	SUBTOTAL 69		0102		-0-	41,880,000.00	- - - - -	37,600,333.03	4,279,666.97	-0-
CONSOLIDATION OF DEPARTMENTAL HEADQUARTERS, OFFICE OF THE SECRETARY, DEPARTMENT OF TRANSPORTATION										
FUND RESOURCES:										
UNDISBURSED FUNDS	1974 69		0103		1,887.00	- - - - -	- - - - -	27,116.97	- - - - -	(-25,229.97)
	PRIOR YEARS				144,664.78	- - - - -	- - - - -	14,817.72	- - - - -	(129,847.06)
	SUBTOTAL FY 1976				146,551.78	- - - - -	- - - - -	41,934.69	- - - - -	(104,617.09)
TRANSITION QUARTER										
UNDISBURSED FUNDS	1974 69		0103		(-25,229.97)	- - - - -	- - - - -	38,940.37	-25,229.97	6-38,940.37
	PRIOR YEARS				(129,847.06)	- - - - -	- - - - -	1,111.92	128,365.14	370.00
	SUBTOTAL TRANSITION QUARTER				(104,617.09)	- - - - -	- - - - -	40,052.29	103,135.17	-38,570.37
ACCOUNTS RECEIVABLE UNOBLIGATED BALANCE UNDELIVERED ORDERS					- - - - -	- - - - -	- - - - -	- - - - -	-77,880.74	77,880.74
					- - - - -	- - - - -	- - - - -	- - - - -	38,940.37	7-38,940.37
					-146,551.78	- - - - -	- - - - -	- - - - -	-146,181.78	-370.00
	SUBTOTAL 69		0103		-0-	- - - - -	- - - - -	81,986.98	-81,986.98	-0-
TRANSPORTATION PLANNING, RESEARCH AND DEVELOPMENT, DEPARTMENT OF TRANSPORTATION										
FUND RESOURCES:										
UNDISBURSED FUNDS	NO YEAR 69		0142		19,439,166.37	28,000,000.00	-95,000.00	29,934,933.25	- - - - -	(17,409,233.12)
TRANSFER TO:										
NATIONAL HIGHWAY TRAFFIC SAFETY ADMINISTRATION	NO YEAR 69		0142	6	- - - - -	- - - - -	95,000.00	- - - - -	- - - - -	(95,000.00)
	SUBTOTAL FY 1976				19,439,166.37	28,000,000.00	- - - - -	29,934,933.25	- - - - -	(17,504,233.12)
TRANSITION QUARTER										
UNDISBURSED FUNDS	NO YEAR 69		0142		(17,409,233.12)	7,000,000.00	-1,405,000.00	7,386,405.38	- - - - -	15,617,827.74
TRANSFER TO:										
NATIONAL HIGHWAY TRAFFIC SAFETY ADMINISTRATION	NO YEAR 69		0142	6	(95,000.00)	- - - - -	1,405,000.00	1,405,000.00	- - - - -	95,000.00
	SUBTOTAL TRANSITION QUARTER				(17,504,233.12)	7,000,000.00	- - - - -	8,791,405.38	- - - - -	15,712,827.74

ACCOUNTS RECEIVABLE			8,998,765.55	-	-	-	-	-2,451,022.21	11,449,787.76
UNFILLED CUSTOMER ORDERS			1,419,160.37	-	-	-	-	189,670.78	1,229,489.59
FUND EQUITIES:									
UNOBLIGATED BALANCE			-5,358,236.02	-	-	-	-	-247,578.16	-5,110,657.86
ACCOUNTS PAYABLE			-411,231.92	-	-	-	-	419,608.66	-830,840.58
UNDELIVERED ORDERS			-24,087,624.35	-	-	-	-	-1,637,017.70	-22,450,606.65
	SUBTOTAL 69	0142	-0-	35,000,000.00			38,726,338.63	-3,726,338.63	-0-
GRANTS-IN-AID FOR NATURAL GAS PIPELINE SAFETY, OFFICE OF THE SECRETARY, DEPARTMENT OF TRANSPORTATION									
FUND RESOURCES:									
UNDISBURSED FUNDS		NO YEAR 69	1,442,383.72	1,650,000.00	-	-	1,151,435.82	-	(1,940,947.90)
	SUBTOTAL	FY 1976	1,442,383.72	1,650,000.00	-	-	1,151,435.82	-	(1,940,947.90)
TRANSITION QUARTER									
UNDISBURSED FUNDS		NO YEAR 69	(1,940,947.90)	-	-	-	729,600.67	-	1,211,347.23
	SUBTOTAL	TRANSITION QUARTER	(1,940,947.90)	-	-	-	729,600.67	-	1,211,347.23
ACCOUNTS RECEIVABLE			670.22	-	-	-	-	670.22	-
FUND EQUITIES:									
UNOBLIGATED BALANCE			-285,065.94	-	-	-	-	-230,158.87	-54,907.07
UNDELIVERED ORDERS			-1,157,988.00	-	-	-	-	-1,547.84	-1,156,440.16
	SUBTOTAL 69	0104	-0-	1,650,000.00	-	-	1,881,036.49	-231,036.49	-0-
TRANSPORTATION RESEARCH ACTIVITIES OVERSEAS, SPECIAL FOREIGN CURRENCY PROGRAM, DEPARTMENT OF TRANSPORTATION									
FUND RESOURCES:									
UNDISBURSED FUNDS		NO YEAR 69	211,579.95	250,000.00	-	-	1,114.92	-	(460,465.03)
	SUBTOTAL	FY 1976	211,579.95	250,000.00	-	-	1,114.92	-	(460,465.03)
TRANSITION QUARTER									
UNDISBURSED FUNDS		NO YEAR 69	(460,465.03)	-	-	-	-	-	460,465.03
	SUBTOTAL	TRANSITION QUARTER	(460,465.03)	-	-	-	-	-	460,465.03
ACCOUNTS RECEIVABLE			1,014.94	-	-	-	-	1,014.94	-
FUND EQUITIES:									
UNOBLIGATED BALANCE			-70,763.75	-	-	-	-	229,573.75	-300,337.50
UNDELIVERED ORDERS			-141,831.14	-	-	-	-	18,296.39	-160,127.53
	SUBTOTAL 69	0105	-0-	250,000.00	-	-	1,114.92	248,885.08	-0-
INTRAGOVERNMENTAL FUNDS									
WORKING CAPITAL FUND, TRANSPORTATION									
FUND RESOURCES:									
UNDISBURSED FUNDS		NO YEAR 69	674,506.26	-	-	-	1,014,028.27	-	(-339,522.01)
	SUBTOTAL	FY 1976	674,506.26	-	-	-	1,014,028.27	-	(-339,522.01)
TRANSITION QUARTER									
UNDISBURSED FUNDS		NO YEAR 69	(-339,522.01)	-	-	-	2,413,459.80	-	6-2,752,981.81
	SUBTOTAL	TRANSITION QUARTER	(-339,522.01)	-	-	-	2,413,459.80	-	-2,752,981.81
ACCOUNTS RECEIVABLE			3,225,760.45	-	-	-	-	-2,925,446.53	6,151,206.98
UNFILLED CUSTOMER ORDERS			4,813,596.24	-	-	-	-	-912,232.52	5,725,828.76
FUND EQUITIES:									
UNOBLIGATED BALANCE			-534,411.76	-	-	-	-	463,023.44	-997,435.20
ACCOUNTS PAYABLE			-3,365,854.95	-	-	-	-	-965,064.98	-2,400,789.97
UNDELIVERED ORDERS			-4,813,596.24	-	-	-	-	912,232.52	-5,725,828.76
	SUBTOTAL 69	4520	-0-	3,427,488.07	-	-	3,427,488.07	-3,427,488.07	-0-
CONSOLIDATED WORKING FUND, TRANSPORTATION, OFFICE OF THE SECRETARY									
FUND RESOURCES:									
UNDISBURSED FUNDS		NO YEAR 69	29,786,563.83	-	-	-	-3,952,479.13	-	(33,739,042.96)
	SUBTOTAL	FY 1976	29,786,563.83	-	-	-	-3,952,479.13	-	(33,739,042.96)
TRANSITION QUARTER									
UNDISBURSED FUNDS		NO YEAR 69	(33,739,042.96)	-	-	-	765,286.39	-	32,973,756.57
	SUBTOTAL	TRANSITION QUARTER	(33,739,042.96)	-	-	-	765,286.39	-	32,973,756.57
ACCOUNTS RECEIVABLE			144,034.15	-	-	-	-	-77,503.57	221,537.72
FUND EQUITIES:									
UNOBLIGATED BALANCE			-5,442,204.44	-	-	-	-	2,952,757.57	-8,394,962.01
ACCOUNTS PAYABLE			-5,642,499.36	-	-	-	-	-685,753.60	-4,956,745.76
UNDELIVERED ORDERS			-18,845,894.18	-	-	-	-	997,692.34	-19,843,586.52
	SUBTOTAL 69	3900	-0-	-3,187,192.74	-	-	3,187,192.74	-	-0-
TOTAL, OFFICE OF THE SECRETARY FY 1976			-	62,850,000.00	-	-	53,491,597.40	-	-
TOTAL, OFFICE OF THE SECRETARY T.O.			-	15,930,000.00	-	-	25,039,507.98	248,894.62	-

Appropriations, Outlays, and Balances - Continued

Appropriation or Fund Account		Account symbol			Balances beginning of fiscal year 1/	Appropriations and other obligational authority 2/	Transfers, borrowings, and investments (net) 2/	Outlays (net)	Balances withdrawn and other transactions 4/	Balances end of fiscal year 2/
Title	Period of availability	Dept. Reg.	Account No. Tr. From	Sub. No.						
COAST GUARD										
GENERAL FUND ACCOUNTS										
OPERATING EXPENSES, COAST GUARD										
FUND RESOURCES:										
UNDISBURSED FUNDS	NO YEAR 69		0201		\$75,386,859.39	\$738,241,000.00	-\$187,224.92	\$706,107,221.10	-	(\$107,333,413.37)
	PRIOR YEARS				4,278,759.50	-	-	524,173.66	-	(3,754,585.84)
AUTHORITY TO BORROW FROM THE PUBLIC					-	-187,224.92	187,224.92	-	-	-
	SUBTOTAL FY 1976				79,665,618.89	738,053,775.08	-	706,631,394.76	-	(111,087,999.21)
TRANSITION QUARTER										
UNDISBURSED FUNDS										
	NO YEAR 69		0201		(107,333,413.37)	212,335,000.00	8-1,059,028.16	195,045,056.17	\$4,415,259.69	119,149,069.35
	PRIOR YEARS				(3,754,585.84)	-	1,010,967.62	73,886.27	920,070.06	3,771,557.13
AUTHORITY TO BORROW FROM THE PUBLIC					-	-48,060.54	48,060.54	-	-	-
	SUBTOTAL TRANSITION QUARTER				(111,087,999.21)	212,286,939.46	-	195,118,942.44	5,335,329.75	122,920,666.48
ACCOUNTS RECEIVABLE					9,440,254.44	-	-	-	-3,127,120.90	12,567,375.34
UNFILLED CUSTOMER ORDERS					2,212,615.59	-	-	-	364,057.76	1,848,557.83
FUND EQUITIES:										
UNOBLIGATED BALANCE					-127,661.77	-	-	-	39,299.95	-166,961.72
ACCOUNTS PAYABLE					-27,034,832.00	-	-	-	6,859,946.20	-33,894,778.20
UNDELIVERED ORDERS					-64,155,995.15	-	-	-	39,118,864.58	-103,274,859.73
	SUBTOTAL 69		0201		-0-	950,340,714.54	-	901,750,337.20	48,590,377.34	-0-
ACQUISITION, CONSTRUCTION, AND IMPROVEMENTS, COAST GUARD										
FUND RESOURCES:										
UNDISBURSED FUNDS	NO YEAR 69		0240		39,079,076.27	10,000,000.00	-	17,879,663.51	-	(31,199,412.76)
	1976-78				-	156,100,000.00	-	44,956,205.42	-	(111,143,794.58)
	1975-77				78,269,824.99	-	-	44,247,266.86	-	(34,022,558.13)
	1974-76				19,594,949.83	-	-	13,251,074.75	-	(6,343,875.08)
	SUBTOTAL FY 1976				136,943,851.09	166,100,000.00	-	120,334,210.54	-	(182,709,640.55)
TRANSITION QUARTER										
UNDISBURSED FUNDS										
	NO YEAR 69		0240		(31,199,412.76)	-	-	2,174,726.48	-	29,024,686.28
	1976-78				(111,143,794.58)	16,160,000.00	-	18,901,726.72	-	108,402,067.86
	1975-77				(34,022,558.13)	-	-	10,774,620.46	-	23,247,937.67
	1974-76				(6,343,875.08)	-	-	1,408,375.77	25,913.25	4,909,586.06
	SUBTOTAL TRANSITION QUARTER				(182,709,640.55)	16,160,000.00	-	33,259,449.43	25,913.25	165,584,277.87
ACCOUNTS RECEIVABLE					16,145,202.84	-	-	-	-15,615,527.08	31,760,729.92
UNFILLED CUSTOMER ORDERS					223,549.81	-	-	-	91,692.79	131,857.02
FUND EQUITIES:										
UNOBLIGATED BALANCE					-63,248,191.04	-	-	-	28,674,827.46	-91,923,018.50
ACCOUNTS PAYABLE					-6,472,990.10	-	-	-	3,011,313.80	-9,484,303.90
UNDELIVERED ORDERS					-83,591,422.60	-	-	-	12,478,119.81	-96,069,542.41
	SUBTOTAL 69		0240		-0-	182,260,000.00	-	153,593,659.97	28,666,340.03	-0-
ALTERATION OF BRIDGES, COAST GUARD										
FUND RESOURCES:										
UNDISBURSED FUNDS	NO YEAR 69		0244		3,812,010.42	6,500,000.00	-	3,264,700.27	-	(7,047,310.15)
	SUBTOTAL FY 1976				3,812,010.42	6,500,000.00	-	3,264,700.27	-	(7,047,310.15)
TRANSITION QUARTER										
UNDISBURSED FUNDS										
	NO YEAR 69		0244		(7,047,310.15)	1,625,000.00	-	2,892,243.09	-	5,780,067.06
	SUBTOTAL TRANSITION QUARTER				(7,047,310.15)	1,625,000.00	-	2,892,243.09	-	5,780,067.06
ACCOUNTS RECEIVABLE					9,424.87	-	-	-	-8,308.42	17,733.29
FUND EQUITIES:										
UNOBLIGATED BALANCE					-53,760.00	-	-	-	-53,760.00	-
UNDELIVERED ORDERS					-3,767,675.29	-	-	-	2,030,125.06	-5,797,800.35
	SUBTOTAL 69		0244		-0-	8,125,000.00	-	6,156,943.36	1,968,056.64	-0-
RETIRED PAY, COAST GUARD										
FUND RESOURCES:										
UNDISBURSED FUNDS	1976 69		0241		-	123,650,000.00	-	121,775,671.88	-	(1,874,328.12)
	1975				9,797.60	-	-	-122,879.75	-	(132,677.35)
	1974				10,202.93	-	-	-7,444.25	-	(17,647.18)
	PRIOR YEARS				-	-	-	-207.31	-	(207.31)
	SUBTOTAL FY 1976				20,000.53	123,650,000.00	-	121,645,140.57	-	(2,024,859.96)
TRANSITION QUARTER										
UNDISBURSED FUNDS										
	1976 69		0241		(1,874,328.12)	33,300,000.00	-	32,640,546.29	2,050,110.34	483,671.49
	1975				(132,677.35)	-	-	-15,061.11	147,738.46	-
	1974				(17,647.18)	-	-	-11,263.93	13,871.18	-
	PRIOR YEARS				(207.31)	-	-	-7,487.93	6,230.28	11,263.93
	SUBTOTAL TRANSITION QUARTER				(2,024,859.96)	33,300,000.00	-	32,611,974.28	2,217,950.26	494,935.42
ACCOUNTS RECEIVABLE					-	-	-	-	-177,606.15	177,606.15
FUND EQUITIES:										
UNOBLIGATED BALANCE					-	-	-	-	83,224.33	7-83,224.33
ACCOUNTS PAYABLE					-20,000.53	-	-	-	569,316.71	-589,317.24
	SUBTOTAL 69		0241		-0-	156,950,000.00	-	154,257,114.85	2,692,885.15	-0-

RESERVE TRAINING, COAST GUARD									
FUND RESOURCES:									
UNDISBURSED FUNDS									
		NO YEAR 69	0242	2,618,540.91	32,100,000.00	- - - - -	30,673,164.17	- - - - -	(4,045,376.74)
		PRIOR YEARS		59,571.15	- - - - -	- - - - -	-24,148.74	- - - - -	(83,719.89)
		SUBTOTAL FY 1976		2,678,112.06	32,100,000.00	- - - - -	30,649,015.43	- - - - -	(4,129,096.63)
TRANSITION QUARTER									
UNDISBURSED FUNDS									
		NO YEAR 69	0242	(4,045,376.74)	10,575,000.00	- - - - -	10,441,166.70	643,731.31	3,534,406.32
		PRIOR YEARS		(83,719.89)	- - - - -	- - - - -	18,307.80	36,740.19	29,744.31
		SUBTOTAL TRANSITION QUARTER		(4,129,096.63)	10,575,000.00	- - - - -	10,459,474.50	680,471.50	3,564,150.63
ACCOUNTS RECEIVABLE									
FUND EQUITIES:									
ACCOUNTS PAYABLE									
UNDELIVERED ORDERS									
				-2,524,712.97	- - - - -	- - - - -	- - - - -	367,677.94	-2,892,390.91
				-558,926.06	- - - - -	- - - - -	- - - - -	139,364.86	-698,250.92
		SUBTOTAL 69	0242	-0-	42,675,000.00	- - - - -	41,108,489.93	1,566,510.07	-0-
RESEARCH, DEVELOPMENT, TEST, AND EVALUATION, COAST GUARD									
FUND RESOURCES:									
UNDISBURSED FUNDS									
		NO YEAR 69	0243	13,266,819.31	18,600,000.00	- - - - -	17,782,557.99	- - - - -	(14,084,261.32)
		SUBTOTAL FY 1976		13,266,819.31	18,600,000.00	- - - - -	17,782,557.99	- - - - -	(14,084,261.32)
TRANSITION QUARTER									
UNDISBURSED FUNDS									
		NO YEAR 69	0243	(14,084,261.32)	4,650,000.00	- - - - -	3,846,155.53	- - - - -	14,888,105.79
		SUBTOTAL TRANSITION QUARTER		(14,084,261.32)	4,650,000.00	- - - - -	3,846,155.53	- - - - -	14,888,105.79
ACCOUNTS RECEIVABLE									
UNFILLED CUSTOMER ORDERS									
				828,186.56	- - - - -	- - - - -	-323,615.59	- - - - -	1,151,802.15
				70,335.00	- - - - -	- - - - -	-845,880.23	- - - - -	916,215.23
FUND EQUITIES:									
UNOBLIGATED BALANCE									
ACCOUNTS PAYABLE									
UNDELIVERED ORDERS									
				-1,050,776.84	- - - - -	- - - - -	- - - - -	5,324,644.61	-6,375,421.45
				-315,547.67	- - - - -	- - - - -	- - - - -	775,310.28	-1,090,857.95
		SUBTOTAL 69	0243	-12,799,016.36	- - - - -	- - - - -	- - - - -	-3,309,172.59	-9,489,843.77
				-0-	23,250,000.00	- - - - -	21,628,713.52	1,621,286.48	-0-
STATE BOATING SAFETY ASSISTANCE, COAST GUARD									
FUND RESOURCES:									
UNDISBURSED FUNDS									
		NO YEAR 69	0246	1,320,195.11	5,790,000.00	- - - - -	5,080,131.73	- - - - -	(2,030,063.38)
		SUBTOTAL FY 1976		1,320,195.11	5,790,000.00	- - - - -	5,080,131.73	- - - - -	(2,030,063.38)
TRANSITION QUARTER									
UNDISBURSED FUNDS									
		NO YEAR 69	0246	(2,030,063.38)	1,450,000.00	- - - - -	749,307.00	- - - - -	2,730,756.38
		SUBTOTAL TRANSITION QUARTER		(2,030,063.38)	1,450,000.00	- - - - -	749,307.00	- - - - -	2,730,756.38
ACCOUNTS RECEIVABLE									
FUND EQUITIES:									
UNOBLIGATED BALANCE									
ACCOUNTS PAYABLE									
UNDELIVERED ORDERS									
				-507,336.11	- - - - -	- - - - -	- - - - -	382,796.00	-890,132.11
				-683,241.00	- - - - -	- - - - -	- - - - -	-678,241.00	-5,000.00
		SUBTOTAL 69	0246	-129,618.00	- - - - -	- - - - -	- - - - -	1,827,304.27	-1,956,922.27
				-0-	7,240,000.00	- - - - -	5,829,438.73	1,410,561.27	-0-
POLLUTION FUND, COAST GUARD									
FUND RESOURCES:									
UNDISBURSED FUNDS									
		NO YEAR 69	0245	- - - - -	10,000,000.00	-10,000,000.00	- - - - -	- - - - -	- - - - -
SPECIAL FUND ACCOUNTS									
OIL POLLUTION FUND, COAST GUARD									
FUND RESOURCES:									
UNDISBURSED FUNDS									
		NO YEAR 69	5168	6,340,789.55	2,899,488.87	10,000,000.00	7,354,018.82	- - - - -	(11,886,259.60)
		SUBTOTAL FY 1976		6,340,789.55	2,899,488.87	10,000,000.00	7,354,018.82	- - - - -	(11,886,259.60)
TRANSITION QUARTER									
UNDISBURSED FUNDS									
		NO YEAR 69	5168	(11,886,259.60)	751,298.99	- - - - -	7,272,562.66	- - - - -	5,364,995.93
		SUBTOTAL TRANSITION QUARTER		(11,886,259.60)	751,298.99	- - - - -	7,272,562.66	- - - - -	5,364,995.93
ACCOUNTS RECEIVABLE									
FUND EQUITIES:									
UNOBLIGATED BALANCE									
ACCOUNTS PAYABLE									
UNDELIVERED ORDERS									
				451.42	- - - - -	- - - - -	- - - - -	301.75	149.67
				-2,380,177.23	- - - - -	- - - - -	- - - - -	-1,668,035.12	-712,142.11
				-608,170.52	- - - - -	- - - - -	- - - - -	-378,160.89	-230,009.63
		SUBTOTAL 69	5168	-3,352,893.22	- - - - -	- - - - -	- - - - -	1,070,100.64	-4,422,953.86
				-0-	3,650,787.86	10,000,000.00	14,626,581.48	-975,793.62	-0-
INTRAGOVERNMENTAL FUNDS									
COAST GUARD SUPPLY FUND									
FUND RESOURCES:									
UNDISBURSED FUNDS									
		NO YEAR 69	4535	3,001,238.27	2,000,000.00	- - - - -	2,026,309.95	- - - - -	(2,974,928.32)
		SUBTOTAL FY 1976		3,001,238.27	2,000,000.00	- - - - -	2,026,309.95	- - - - -	(2,974,928.32)
TRANSITION QUARTER									
UNDISBURSED FUNDS									
		NO YEAR 69	4535	(2,974,928.32)	- - - - -	- - - - -	-1,210,304.94	- - - - -	4,185,233.26
		SUBTOTAL TRANSITION QUARTER		(2,974,928.32)	- - - - -	- - - - -	-1,210,304.94	- - - - -	4,185,233.26
ACCOUNTS RECEIVABLE									
UNFILLED CUSTOMER ORDERS									
				3,556,740.14	- - - - -	- - - - -	- - - - -	41,553.60	3,515,186.54
				9,519,174.22	- - - - -	- - - - -	- - - - -	5,043,314.76	4,475,859.46
FUND EQUITIES:									
UNOBLIGATED BALANCE									
ACCOUNTS PAYABLE									
UNDELIVERED ORDERS									
				-26,670.57	- - - - -	- - - - -	- - - - -	1,391,906.02	-1,418,576.59
				-10,617,469.02	- - - - -	- - - - -	- - - - -	-3,606,106.00	-7,011,363.02
		SUBTOTAL 69	4535	-5,433,013.04	- - - - -	- - - - -	- - - - -	-1,686,673.39	-3,746,339.65
				-0-	2,000,000.00	- - - - -	816,005.01	1,183,994.99	-0-

FOOTNOTES AT END OF CHAPTER

Appropriations, Outlays, and Balances - Continued

Appropriation or Fund Account		Account symbol			Balances beginning of fiscal year 1/	Appropriations and other obligational authority 2/	Transfers, borrowings, and investments (net) 3/	Outlays (net)	Balances withdrawn and other transactions 4/	Balances end of fiscal year 5/
Title	Period of availability	Dept. Reg.	Account No. Tr From	Sub. No.						
COAST GUARD-CONTINUED										
INTRAGOVERNMENTAL FUNDS-CONTINUED										
COAST GUARD YARD FUND										
FUND RESOURCES:										
UNDISBURSED FUNDS	NO YEAR 69		4743		\$9,476,415.30	- - - - -	- - - - -	- \$1,072,878.98	- - - - -	( \$10,549,294.28)
	1976				9,476,415.30	- - - - -	- - - - -	-1,072,878.98	- - - - -	(10,549,294.28)
	SUBTOTAL									
TRANSITION QUARTER										
UNDISBURSED FUNDS										
	NO YEAR 69		4743		(10,549,294.28)	- - - - -	- - - - -	3,091,204.19	- - - - -	7,458,090.09
	1976				(10,549,294.28)	- - - - -	- - - - -	3,091,204.19	- - - - -	7,458,090.09
	SUBTOTAL									
ACCOUNTS RECEIVABLE UNFILLED CUSTOMER ORDERS										
					1,880,879.86	- - - - -	- - - - -	- \$1,134,840.42	- - - - -	3,015,720.28
					12,614,545.62	- - - - -	- - - - -	-573,311.33	- - - - -	13,187,856.95
FUND EQUITIES:										
UNOBLIGATED BALANCE										
					-1,201,448.49	- - - - -	- - - - -	- - - - -	1,554,438.97	-2,755,887.46
ACCOUNTS PAYABLE										
					-17,066,198.67	- - - - -	- - - - -	- - - - -	-351,640.37	-16,714,558.30
UNDELIVERED ORDERS										
					-5,704,193.62	- - - - -	- - - - -	- - - - -	-1,512,972.06	-4,191,221.56
	SUBTOTAL	69	4743		-0-	- - - - -	- - - - -	2,018,325.21	-2,018,325.21	-0-
TRUST FUND ACCOUNTS										
COAST GUARD GENERAL GIFT FUND										
FUND RESOURCES:										
UNDISBURSED FUNDS	NO YEAR 69		8533		8,166.93	\$8,581.00	- - - - -	6,929.64	- - - - -	(9,818.29)
	1976				10,000.00	- - - - -	- - - - -	- - - - -	- - - - -	(10,000.00)
	SUBTOTAL				18,166.93	8,581.00	- - - - -	6,929.64	- - - - -	(19,818.29)
TRANSITION QUARTER										
UNDISBURSED FUNDS										
	NO YEAR 69		8533		(9,818.29)	1,395.00	- - - - -	864.20	- - - - -	10,349.09
	1976				(10,000.00)	- - - - -	- - - - -	- - - - -	- - - - -	10,000.00
	SUBTOTAL				(19,818.29)	1,395.00	- - - - -	864.20	- - - - -	20,349.09
FUND EQUITIES:										
UNOBLIGATED BALANCE										
					-17,143.24	- - - - -	- - - - -	- - - - -	1,163.75	-18,306.99
ACCOUNTS PAYABLE										
					-901.67	- - - - -	- - - - -	- - - - -	-207.32	-694.35
UNDELIVERED ORDERS										
					-122.02	- - - - -	- - - - -	- - - - -	1,225.73	-1,347.75
	SUBTOTAL	69	8533		-0-	9,976.00	- - - - -	7,793.84	2,182.16	-0-
COAST GUARD CADET FUND										
FUND RESOURCES:										
UNDISBURSED FUNDS	NO YEAR 69		8428		838,741.13	- - - - -	- - - - -	236,206.22	- - - - -	(602,534.91)
	1976				838,741.13	- - - - -	- - - - -	236,206.22	- - - - -	(602,534.91)
	SUBTOTAL									
TRANSITION QUARTER										
UNDISBURSED FUNDS										
	NO YEAR 69		8428		(602,534.91)	- - - - -	- - - - -	-502,865.91	- - - - -	1,105,400.82
	1976				(602,534.91)	- - - - -	- - - - -	-502,865.91	- - - - -	1,105,400.82
	SUBTOTAL				559,161.02	- - - - -	- - - - -	- - - - -	-372,151.34	931,312.36
ACCOUNTS RECEIVABLE										
FUND EQUITIES:										
ACCOUNTS PAYABLE										
					-1,397,902.15	- - - - -	- - - - -	- - - - -	638,811.03	-2,036,713.18
	SUBTOTAL	69	8428		-0-	- - - - -	- - - - -	-266,659.69	266,659.69	-0-
SURCHARGE COLLECTIONS, SALES OF COMMISSARY STORES, COAST GUARD										
FUND RESOURCES:										
UNDISBURSED FUNDS	NO YEAR 69		8420	2	98,034.90	- - - - -	- - - - -	-36,108.80	- - - - -	(134,143.70)
	1976				98,034.90	- - - - -	- - - - -	-36,108.80	- - - - -	(134,143.70)
	SUBTOTAL									
TRANSITION QUARTER										
UNDISBURSED FUNDS										
	NO YEAR 69		8420	2	(134,143.70)	- - - - -	- - - - -	-9,136.08	- - - - -	143,279.78
	1976				(134,143.70)	- - - - -	- - - - -	-9,136.08	- - - - -	143,279.78
	SUBTOTAL									
FUND EQUITIES:										
UNOBLIGATED BALANCE										
					-94,145.09	- - - - -	- - - - -	- - - - -	45,244.88	-139,389.97
ACCOUNTS PAYABLE										
					-3,889.81	- - - - -	- - - - -	- - - - -	- - - - -	-3,889.81
	SUBTOTAL	69	8420	2	-0-	- - - - -	- - - - -	-45,244.88	45,244.88	-0-
TOTAL, COAST GUARD FY 1976 . . . . .					- - - - -	1,105,701,844.95	- - - - -	1,013,901,628.14	- - - - -	- - - - -
TOTAL, COAST GUARD T.Q. . . . .					- - - - -	280,799,633.45	- - - - -	287,579,870.39	85,019,979.87	- - - - -
FEDERAL AVIATION ADMINISTRATION										
GENERAL FUND ACCOUNTS										
OPERATIONS, FEDERAL AVIATION ADMINISTRATION										
FUND RESOURCES:										
UNDISBURSED FUNDS	NO YEAR 69		1301		1,049,880.03	- - - - -	- - - - -	335,053.32	- - - - -	(714,826.71)
	1976				- - - - -	1,567,250,000.00	-544,748,000.00	1,415,265,844.79	- - - - -	(107,236,155.21)
	1975				90,830,289.70	- - - - -	- - - - -	80,580,977.58	- - - - -	(10,249,312.12)
	1974				5,525,307.56	- - - - -	- - - - -	3,839,686.91	- - - - -	(1,685,620.65)
	PRIOR YEARS				2,789,376.96	- - - - -	- - - - -	1,451,954.04	- - - - -	(1,337,422.92)

TRANSFER TO: DEFENSE AGENCIES				1976	97	69	1301	- - - - -	- - - - -	50,748,000.00	49,530,187.07	- - - - -	(1,217,812.93)
				1975				- - - - -	- - - - -	797,335.97	- - - - -	(253,806.86)	
				1974				- - - - -	- - - - -	398,542.10	- - - - -	(299,580.01)	
				PRIOR YEARS				- - - - -	- - - - -	58,996.58	- - - - -	(65,001.42)	
SUBTOTAL FY 1976				101,703,535.76				1,567,250,000.00	6,000,000.00	1,551,893,996.93	- - - - -	(123,059,538.83)	
TRANSITION QUARTER UNDISBURSED FUNDS				NO YEAR	69		1301	(714,826.71)	- - - - -	- - - - -	114,184.56	- - - - -	600,642.15
				1976				410,600,000.00	- - - - -	367,900,561.74	1,759,165.92	135,537,327.55	
				1975				- - - - -	-12,639,100.00	712,017.73	2,516,953.04	7,020,341.35	
				1974				- - - - -	- - - - -	154,589.85	232,788.97	- - - - -	
				PRIOR YEARS				- - - - -	-1,298,241.83	451,192.66	167,250.76	2,017,221.33	
SUBTOTAL TRANSITION QUARTER				(1,217,812.93)				410,600,000.00	- - - - -	381,678,538.07	5,253,969.30	146,727,031.46	
TRANSFER TO: DEFENSE AGENCIES				1976	97	69	1301	(253,806.86)	- - - - -	12,639,100.00	12,417,904.38	56,615.06	1,382,393.49
				1975				- - - - -	- - - - -	-51,099.41	183,724.95	121,181.32	
				1974				- - - - -	- - - - -	-18,164.58	297,827.61	- - - - -	
				PRIOR YEARS				- - - - -	- - - - -	-4,401.26	39,642.99	47,924.27	
SUBTOTAL TRANSITION QUARTER				(123,059,538.83)				410,600,000.00	- - - - -	381,678,538.07	5,253,969.30	146,727,031.46	
ACCOUNTS RECEIVABLE				16,497,964.14				- - - - -	- - - - -	1,056,454.79	15,441,509.35	- - - - -	
UNFILLED CUSTOMER ORDERS				112,429.15				- - - - -	- - - - -	-452,603.71	565,032.86	- - - - -	
FUND EQUITIES:								- - - - -	- - - - -				
UNOBLIGATED BALANCE				-222,137.23				- - - - -	- - - - -	-113,474.54	-108,662.69	- - - - -	
ACCOUNTS PAYABLE				-70,584,386.62				- - - - -	- - - - -	42,437,899.20	-113,022,285.82	- - - - -	
UNDELIVERED ORDERS				-47,507,405.20				- - - - -	- - - - -	2,095,219.96	-49,602,625.16	- - - - -	
SUBTOTAL 69				1301				1,977,850,000.00	6,000,000.00	1,933,572,535.00	50,277,465.00	-0-	
FACILITIES, ENGINEERING AND DEVELOPMENT, FEDERAL AVIATION ADMINISTRATION				NO YEAR	69		1303	8,659,177.84	14,750,000.00	- - - - -	12,677,839.61	- - - - -	(10,731,338.23)
FUND RESOURCES:													
UNDISBURSED FUNDS				8,659,177.84				14,750,000.00	- - - - -	- - - - -	12,677,839.61	- - - - -	(10,731,338.23)
SUBTOTAL FY 1976				8,659,177.84				14,750,000.00	- - - - -	- - - - -	12,677,839.61	- - - - -	(10,731,338.23)
TRANSITION QUARTER UNDISBURSED FUNDS				NO YEAR	69		1303	(10,731,338.23)	2,925,000.00	- - - - -	3,334,691.44	- - - - -	10,321,646.79
				(10,731,338.23)				2,925,000.00	- - - - -	3,334,691.44	- - - - -	10,321,646.79	
				216,739.97				- - - - -	- - - - -	-4,460.85	221,200.82	- - - - -	
				118,072.00				- - - - -	- - - - -	92,632.74	25,439.26	- - - - -	
ACCOUNTS RECEIVABLE				-1,807,692.87				- - - - -	- - - - -	- - - - -	2,727,736.83	-4,535,429.70	
UNFILLED CUSTOMER ORDERS				-318,097.07				- - - - -	- - - - -	- - - - -	141,377.54	-459,474.61	
FUND EQUITIES:								- - - - -	- - - - -				
UNOBLIGATED BALANCE				-6,868,199.87				- - - - -	- - - - -	- - - - -	-1,294,817.31	-5,573,382.56	
ACCOUNTS PAYABLE				-0-				17,675,000.00	- - - - -	- - - - -	1,662,468.95	-0-	
UNDELIVERED ORDERS				-0-				17,675,000.00	- - - - -	- - - - -	1,662,468.95	-0-	
SUBTOTAL 69				1303				17,675,000.00	- - - - -	- - - - -	1,662,468.95	-0-	
OPERATION AND MAINTENANCE, NATIONAL CAPITAL AIRPORTS, FEDERAL AVIATION ADMINISTRATION				1976	69		1332	- - - - -	18,602,000.00	- - - - -	16,550,784.65	- - - - -	(2,051,215.35)
FUND RESOURCES:													
UNDISBURSED FUNDS				1,915,865.89				- - - - -	- - - - -	- - - - -	1,834,675.90	- - - - -	(81,189.99)
				223,317.99				- - - - -	- - - - -	- - - - -	- - - - -	(45,377.94)	
				37,353.39				- - - - -	- - - - -	- - - - -	- - - - -	(4,590.82)	
SUBTOTAL FY 1976				2,176,537.27				18,602,000.00	- - - - -	- - - - -	18,596,163.17	- - - - -	(2,182,374.10)
TRANSITION QUARTER UNDISBURSED FUNDS				NO YEAR	69		1332	(2,051,215.35)	4,690,000.00	- - - - -	4,374,366.95	332,021.28	2,034,827.12
				(81,189.99)				- - - - -	- - - - -	36,229.62	-19,054.13	64,014.50	
				(45,377.94)				- - - - -	- - - - -	-12,158.54	33,215.80	- - - - -	
				(4,590.82)				- - - - -	- - - - -	12,158.54	4,330.82	12,418.54	
SUBTOTAL TRANSITION QUARTER				(2,182,374.10)				4,690,000.00	- - - - -	4,410,600.17	350,513.77	2,111,260.16	
ACCOUNTS RECEIVABLE				57,869.82				- - - - -	- - - - -	- - - - -	25,412.95	32,456.87	
UNFILLED CUSTOMER ORDERS				- - - - -				- - - - -	- - - - -	- - - - -	-2,747.17	2,747.17	
FUND EQUITIES:								- - - - -	- - - - -				
ACCOUNTS PAYABLE				-1,012,800.84				- - - - -	- - - - -	- - - - -	271,450.63	-1,284,251.47	
UNDELIVERED ORDERS				-1,221,606.25				- - - - -	- - - - -	- - - - -	-359,393.52	-862,212.73	
SUBTOTAL 69				1332				23,292,000.00	- - - - -	- - - - -	23,006,763.34	285,236.66	-0-
CONSTRUCTION, NATIONAL CAPITAL AIRPORTS, FEDERAL AVIATION ADMINISTRATION				NO YEAR	69		1333	1,757,121.56	- - - - -	-144,000.00	335,827.27	- - - - -	(1,277,294.29)
FUND RESOURCES:													
UNDISBURSED FUNDS				- - - - -				11,625,000.00	- - - - -	-275,000.00	- - - - -	- - - - -	(11,350,000.00)
				5,457,105.63				- - - - -	- - - - -	654,616.42	- - - - -	(3,786,489.21)	
				1,771,040.03				- - - - -	- - - - -	553,636.07	- - - - -	(1,217,403.96)	
TRANSFER TO: FEDERAL HIGHWAY ADMINISTRATION				NO YEAR	69		1333	9,364.55	- - - - -	144,000.00	-1,991.65	- - - - -	(155,356.20)
				1976-78				- - - - -	- - - - -	275,000.00	1,314.28	- - - - -	(273,685.72)
				1975-77				- - - - -	- - - - -	1,016,000.00	56,138.08	- - - - -	(989,149.56)
SUBTOTAL FY 1976				9,023,919.41				11,625,000.00	- - - - -	1,016,000.00	1,599,540.47	- - - - -	(19,049,378.94)
TRANSITION QUARTER UNDISBURSED FUNDS				NO YEAR	69		1333	(1,277,294.29)	- - - - -	- - - - -	147,280.38	- - - - -	1,130,013.91
				(11,350,000.00)				- - - - -	- - - - -	- - - - -	- - - - -	11,223,972.59	
				(3,786,489.21)				- - - - -	- - - - -	- - - - -	- - - - -	3,769,800.76	
				(1,217,403.96)				- - - - -	- - - - -	- - - - -	- - - - -	1,197,110.95	
TRANSFER TO: FEDERAL HIGHWAY ADMINISTRATION				NO YEAR	69		1333	(155,356.20)	- - - - -	- - - - -	11,810.92	- - - - -	143,545.28
				1976-78				- - - - -	- - - - -	- - - - -	- - - - -	- - - - -	126,969.21
				1975-77				- - - - -	- - - - -	- - - - -	- - - - -	- - - - -	971,751.03
SUBTOTAL TRANSITION QUARTER				(19,049,378.94)				- - - - -	- - - - -	- - - - -	478,863.11	7,352.10	18,563,163.73

FOOTNOTES AT END OF CHAPTER



Appropriations, Outlays, and Balances - Continued

Appropriation or Fund Account		Account symbol			Balances beginning of fiscal year 1/	Appropriations and other obligatory authority 2/	Transfers, borrowings, and investments (net) 3/	Outlays (net)	Balances withdrawn and other transactions 4/	Balances end of fiscal year 5/
Title	Period of availability	Dept. Reg.	Account No.	Sub. No.						
FEDERAL AVIATION ADMINISTRATION-CONTINUED										
GENERAL FUND ACCOUNTS-CONTINUED										
CONSTRUCTION, NATIONAL CAPITAL AIRPORTS, FEDERAL AVIATION ADMINISTRATION-CONTINUED										
FUND EQUITIES:										
					- \$7,039,109.61	- - - - -	- - - - -	- - - - -	\$5,866,834.39	- \$12,905,944.00
					- 24,208.62	- - - - -	- - - - -	- - - - -	133,937.15	- 158,145.77
					- 1,960,601.18	- - - - -	- - - - -	- - - - -	3,538,472.78	- 5,499,073.96
					- 0-	- - - - -	- - - - -	- - - - -	9,546,596.42	- 0-
						\$11,625,000.00		\$2,078,403.58		
CIVIL SUPERSONIC AIRCRAFT DEVELOPMENT										
TERMINATION, FEDERAL AVIATION ADMINISTRATION										
FUND RESOURCES:										
					8,132,638.26	- - - - -	- \$4,500,000.00	291,675.74	- - - - -	( 3,340,962.52)
					8,132,638.26	- - - - -	- 4,500,000.00	291,675.74	- - - - -	( 3,340,962.52)
					( 3,340,962.52)	- - - - -	- - - - -	14,923.43	- - - - -	3,326,039.09
					( 3,340,962.52)	- - - - -	- - - - -	14,923.43	- - - - -	3,326,039.09
FUND EQUITIES:										
					- 5,781,156.55	- - - - -	- - - - -	- - - - -	- 4,724,933.16	- 1,056,223.39
					- 381,712.41	- - - - -	- - - - -	- - - - -	- 369,658.51	- 12,053.90
					- 1,969,769.30	- - - - -	- - - - -	- - - - -	287,992.50	- 2,257,761.80
					- 0-	- - - - -	- 4,500,000.00	306,599.17	- 4,806,599.17	- 0-
RESEARCH AND DEVELOPMENT, FEDERAL AVIATION ADMINISTRATION										
FUND RESOURCES:										
					342,185.35	- - - - -	- - - - -	223,170.48	- - - - -	( 119,014.87)
					342,185.35	- - - - -	- - - - -	223,170.48	- - - - -	( 119,014.87)
					( 119,014.87)	- - - - -	- - - - -	- - - - -	- - - - -	119,014.87
					( 119,014.87)	- - - - -	- - - - -	- - - - -	- - - - -	119,014.87
FUND EQUITIES:										
					- 342,185.35	- - - - -	- - - - -	- - - - -	- 223,170.48	- 119,014.87
					- 0-	- - - - -	- - - - -	223,170.48	- 223,170.48	- 0-
CIVIL SUPERSONIC AIRCRAFT DEVELOPMENT, FEDERAL AVIATION ADMINISTRATION										
FUND RESOURCES:										
					23,156,841.36	- - - - -	- 1,500,000.00	757,378.35	- - - - -	( 20,899,463.01)
					23,156,841.36	- - - - -	- 1,500,000.00	757,378.35	- - - - -	( 20,899,463.01)
					( 20,899,463.01)	- - - - -	- - - - -	- - - - -	- - - - -	20,899,463.01
					( 20,899,463.01)	- - - - -	- - - - -	- - - - -	- - - - -	20,899,463.01
FUND EQUITIES:										
					- 2,737,968.51	- - - - -	- - - - -	- - - - -	- 1,384,017.34	- 1,353,951.17
					- 3,600,906.18	- - - - -	- - - - -	- - - - -	- 3,395,906.18	- 205,000.00
					- 16,817,966.67	- - - - -	- - - - -	- - - - -	2,522,545.17	- 19,340,511.84
					- 0-	- - - - -	- 1,500,000.00	757,378.35	- 2,257,378.35	- 0-
SAFETY REGULATION, FEDERAL AVIATION ADMINISTRATION										
FUND RESOURCES:										
					2,606,335.20	- - - - -	- - - - -	361,848.89	- - - - -	( 2,244,486.31)
					2,606,335.20	- - - - -	- - - - -	361,848.89	- - - - -	( 2,244,486.31)
					( 2,244,486.31)	- - - - -	- - - - -	105,158.48	- - - - -	2,139,327.83
					( 2,244,486.31)	- - - - -	- - - - -	105,158.48	- - - - -	2,139,327.83
					217.78	- - - - -	- - - - -	- - - - -	20.00	197.78
					43,336.61	- - - - -	- - - - -	- - - - -	- - - - -	43,336.61
FUND EQUITIES:										
					- 1,835,279.40	- - - - -	- - - - -	- - - - -	- 1,103,018.42	- 732,260.98
					- 11,522.05	- - - - -	- - - - -	- - - - -	- 1,656.42	- 9,865.63
					- 803,088.14	- - - - -	- - - - -	- - - - -	637,647.47	- 1,440,735.61
					- 0-	- - - - -	- - - - -	467,007.37	- 467,007.37	- 0-

UNITED STATES INTERNATIONAL AERONAUTICAL EXPOSITION, FEDERAL AVIATION ADMINISTRATION									
FUND RESOURCES:									
UNDISBURSED FUNDS		NO YEAR 69	1302	231,690.90				-5,000.00	( 236,690.90)
	SUBTOTAL	FY 1976		231,690.90				-5,000.00	( 236,690.90)
TRANSITION QUARTER									
UNDISBURSED FUNDS		NO YEAR 69	1302	( 236,690.50)					236,690.90
	SUBTOTAL	TRANSITION QUARTER		( 236,690.50)					236,690.90
ACCOUNTS RECEIVABLE				9,548.20				9,548.20	
FUND EQUITIES:									
UNOBLIGATED BALANCE				-241,239.10				-4,548.20	-236,690.90
	SUBTOTAL	69	1302	-0-				5,000.00	-0-
PUBLIC ENTERPRISE FUNDS									
AVIATION WAR RISK INSURANCE REVOLVING FUND									
FUND RESOURCES:									
UNDISBURSED FUNDS		NO YEAR 69	4120	13,663,806.64		-14,100,000.00		-548,741.49	( 112,548.13)
INVESTMENTS IN PUBLIC DEBT SECURITIES						14,100,000.00			( 14,100,000.00)
	SUBTOTAL	FY 1976		13,663,806.64				-548,741.49	( 14,212,548.13)
TRANSITION QUARTER									
UNDISBURSED FUNDS		NO YEAR 69	4120	( 112,548.13)		-315,000.00		-302,335.72	99,883.85
INVESTMENTS IN PUBLIC DEBT SECURITIES				( 14,100,000.00)		315,000.00			14,415,000.00
	SUBTOTAL	TRANSITION QUARTER		( 14,212,548.13)				-302,335.72	14,514,883.85
ACCOUNTS RECEIVABLE				88,772.15				-22,775.00	111,547.15
FUND EQUITIES:									
UNOBLIGATED BALANCE				-13,746,580.04				829,500.87	-14,576,080.91
ACCOUNTS PAYABLE				-5,142.41				45,085.09	-50,227.50
UNDELIVERED ORDERS				-856.34				-733.75	-122.59
	SUBTOTAL	69	4120	-0-				-851,077.21	851,077.21
INTRAGOVERNMENTAL FUNDS									
CONSOLIDATED WORKING FUND, INTEGRATED GRANT ADMINISTRATION PROGRAM, TRANSPORTATION, FEDERAL AVIATION ADMINISTRATION									
FUND RESOURCES:									
UNDISBURSED FUNDS		1975 69	3924	1,381.00				1,381.00	
	SUBTOTAL	FY 1976		1,381.00				1,381.00	
UNFILLED CUSTOMER ORDERS				1,246,431.97					1,069,926.97
FUND EQUITIES:									
ACCOUNTS PAYABLE				-1,381.00				-1,381.00	
UNDELIVERED ORDERS				-1,246,431.97				-1,069,926.97	-176,505.00
	SUBTOTAL	69	3924	-0-				1,381.00	-1,381.00
TRUST FUND ACCOUNTS									
GRANTS-IN-AID FOR AIRPORTS, AIRPORT AND AIRWAY TRUST FUND, FEDERAL AVIATION ADMINISTRATION									
FUND RESOURCES:									
UNDISBURSED FUNDS		NO YEAR 69	8106	4,668,135.17		274,889,231.00		268,765,578.37	( 10,791,787.80)
UNFUNDED CONTRACT AUTHORITY		NO YEAR 69	8106	728,000,000.00	<sup>9</sup> -320,000,000.00				( 408,000,000.00)
	SUBTOTAL	FY 1976		732,668,135.17	-320,000,000.00	274,889,231.00		268,765,578.37	( 418,791,787.80)
TRANSITION QUARTER									
UNDISBURSED FUNDS		NO YEAR 69	8106	( 10,791,787.80)		23,800,000.00		25,503,476.97	9,088,310.83
UNFUNDED CONTRACT AUTHORITY		NO YEAR 69	8106	( 408,000,000.00)	<sup>10</sup> 2,592,500,000.00				3,000,500,000.00
	SUBTOTAL	TRANSITION QUARTER		( 418,791,787.80)	2,592,500,000.00	23,800,000.00		25,503,476.97	3,009,588,310.83
ACCOUNTS RECEIVABLE				100,916.68				-35,342.19	136,258.87
FUND EQUITIES:									
UNOBLIGATED BALANCE				-201,066,563.04				2,159,846,480.03	<sup>11</sup> -2,360,913,043.07
ACCOUNTS PAYABLE				-57,127,705.05				-4,574,755.89	-52,552,949.16
UNDELIVERED ORDERS				-474,574,783.76				121,683,793.71	-596,258,577.47
	SUBTOTAL	69	8106	-0-	2,272,500,000.00	298,689,231.00		294,269,055.34	2,276,920,175.66
FACILITIES AND EQUIPMENT, AIRPORT AND AIRWAY TRUST FUND, FEDERAL AVIATION ADMINISTRATION									
FUND RESOURCES:									
UNDISBURSED FUNDS		NO YEAR 69	8107	4,440,587.33		77,723,000.00		80,028,820.47	( 2,135,166.86)
		1975-77		2,103,073.11		58,944,000.00		56,806,581.26	( 4,240,491.85)
		1974-76		9,285,772.03		59,477,000.00		67,168,746.70	( 1,164,025.33)
	SUBTOTAL	FY 1976		15,829,832.47		195,714,000.00		204,004,148.43	( 7,539,684.04)

Appropriations, Outlays, and Balances - Continued

Appropriation or Fund Account		Account symbol			Balances beginning of fiscal year 1/	Appropriations and other obligational authority 2/	Transfers, borrowings, and investments (net) 2/	Outlays (net)	Balances withdrawn and other transactions 4/	Balances end of fiscal year 2/
Title	Period of availability	Dept. Reg.	Account No.	Sub. No.						
FEDERAL AVIATION ADMINISTRATION-CONTINUED										
TRUST FUND ACCOUNTS-CONTINUED										
FACILITIES AND EQUIPMENT, AIRPORT AND AIRWAY TRUST FUND, FEDERAL AVIATION ADMINISTRATION-CONTINUED										
FUND RESOURCES -CONTINUED										
TRANSITION QUARTER										
UNDISBURSED FUNDS	NO YEAR 69		8107		(\$2,135,166.86)	- - - - -	\$16,530,000.00	\$14,366,302.67	- - - - -	\$4,298,864.19
	1976-78				- - - - -	- - - - -	1,600,000.00	717,956.61	- - - - -	882,043.39
	1975-77				(4,240,491.85)	- - - - -	12,893,000.00	13,146,688.66	- - - - -	3,986,803.19
	1974-76				(1,164,025.33)	- - - - -	20,958,000.00	20,132,919.83	- - - - -	1,989,105.50
SUBTOTAL TRANSITION QUARTER					(7,539,684.04)	- - - - -	51,981,000.00	48,363,867.77	- - - - -	11,156,816.27
ACCOUNTS RECEIVABLE					4,802,087.62	- - - - -	- - - - -	- - - - -	\$1,829,154.79	2,972,932.83
UNFILLED CUSTOMER ORDERS					6,144,660.47	- - - - -	- - - - -	- - - - -	-4,985,145.83	11,129,806.30
FUND EQUITIES:										
UNOBLIGATED BALANCE					199,898,545.12	- - - - -	- - - - -	- - - - -	-36,371,859.84	12,236,270,404.96
ACCOUNTS PAYABLE					-9,483,268.40	- - - - -	- - - - -	- - - - -	249,322.12	-9,732,590.52
UNDELIVERED ORDERS					-217,191,857.28	- - - - -	- - - - -	- - - - -	34,605,512.56	-251,797,369.84
SUBTOTAL 69 8107					-0-	- - - - -	247,695,000.00	252,368,016.20	-4,673,016.20	-0-
RESEARCH, ENGINEERING AND DEVELOPMENT, AIRPORT AND AIRWAY TRUST FUND, FEDERAL AVIATION ADMINISTRATION										
FUND RESOURCES:										
UNDISBURSED FUNDS	NO YEAR 69		8108		8,263,348.88	- - - - -	68,170,000.00	73,732,976.37	- - - - -	(2,700,372.51)
SUBTOTAL FY 1976					8,263,348.88	- - - - -	68,170,000.00	73,732,976.37	- - - - -	(2,700,372.51)
TRANSITION QUARTER										
UNDISBURSED FUNDS	NO YEAR 69		8108		(2,700,372.51)	- - - - -	19,000,000.00	18,092,209.32	- - - - -	3,608,163.19
SUBTOTAL TRANSITION QUARTER					(2,700,372.51)	- - - - -	19,000,000.00	18,092,209.32	- - - - -	3,608,163.19
ACCOUNTS RECEIVABLE					528,038.63	- - - - -	- - - - -	- - - - -	462,858.89	65,179.74
UNFILLED CUSTOMER ORDERS					111,049.96	- - - - -	- - - - -	- - - - -	7,057.33	103,952.63
FUND EQUITIES:										
UNOBLIGATED BALANCE					16,013,292.82	- - - - -	- - - - -	- - - - -	1,731,853.69	13,428,143.93
ACCOUNTS PAYABLE					-2,124,321.35	- - - - -	- - - - -	- - - - -	733,332.52	-2,857,653.87
UNDELIVERED ORDERS					-22,791,408.94	- - - - -	- - - - -	- - - - -	-7,590,288.12	-15,201,120.82
SUBTOTAL 69 8108					-0-	- - - - -	87,170,000.00	91,825,185.69	-4,655,185.69	-0-
AIRPORT AND AIRWAY TRUST FUND										
FUND RESOURCES:										
UNDISBURSED FUNDS	NO YEAR 20		8103		47,549,541.21	<sup>14</sup> \$1,083,781,491.36	<sup>15</sup> 1,131,315,696.86	<sup>14</sup> 15,232.93	- - - - -	(102.78)
INVESTMENTS IN PUBLIC DEBT SECURITIES					1,936,148,000.00	- - - - -	593,023,000.00	- - - - -	- - - - -	(2,529,171,000.00)
SUBTOTAL FY 1976					1,983,697,541.21	1,083,781,491.36	-538,292,696.86	15,232.93	- - - - -	(2,529,171,102.78)
TRANSITION QUARTER										
UNDISBURSED FUNDS	NO YEAR 20		8103		(102.78)	<sup>16</sup> 277,837,374.31	<sup>17</sup> 277,811,000.00	<sup>16</sup> 25,922.66	- - - - -	554.43
INVESTMENTS IN PUBLIC DEBT SECURITIES					(2,529,171,000.00)	- - - - -	183,030,000.00	- - - - -	- - - - -	2,712,201,000.00
SUBTOTAL TRANSITION QUARTER					(2,529,171,102.78)	277,837,374.31	-94,781,000.00	25,922.66	- - - - -	2,712,201,554.43
FUND EQUITIES:										
UNOBLIGATED BALANCE					-1,983,697,541.21	- - - - -	- - - - -	- - - - -	728,504,013.22	-2,712,201,554.43
SUBTOTAL 20 8103					-0-	1,361,618,865.67	-633,073,696.86	41,155.59	728,504,013.22	-0-
OPERATIONS, AIRPORT AND AIRWAY TRUST FUND, FEDERAL AVIATION ADMINISTRATION										
FUND RESOURCES:										
UNDISBURSED FUNDS	PRIOR YEARS 69		8104		860,851.80	- - - - -	-364,619.57	500,437.00	- - - - -	(-4,204.77)
TRANSFER TO:						- - - - -	- - - - -	- - - - -	- - - - -	
DEFENSE	PRIOR YEARS 97 69		8104		59,589.23	- - - - -	-56,584.76	- - - - -	- - - - -	(3,004.47)
SUBTOTAL FY 1976					920,441.03	- - - - -	-421,204.33	500,437.00	- - - - -	(-1,200.30)
TRANSITION QUARTER										
UNDISBURSED FUNDS	PRIOR YEARS 69		8104		(-4,204.77)	- - - - -	- - - - -	15,664.10	- - - - -	6-19,868.87
TRANSFER TO:						- - - - -	- - - - -	- - - - -	- - - - -	
DEFENSE	PRIOR YEARS 97 69		8104		(3,004.47)	- - - - -	- - - - -	- - - - -	- - - - -	3,004.47
SUBTOTAL TRANSITION QUARTER					(-1,200.30)	- - - - -	- - - - -	15,664.10	- - - - -	-16,864.40
ACCOUNTS RECEIVABLE					620,125.65	- - - - -	- - - - -	- - - - -	308,941.91	311,183.74
FUND EQUITIES:										
UNOBLIGATED BALANCE					-1,057,204.33	- - - - -	- - - - -	- - - - -	-863,815.73	<sup>18</sup> -193,388.60
ACCOUNTS PAYABLE					-219,383.41	- - - - -	- - - - -	- - - - -	-165,992.58	-53,390.83
UNDELIVERED ORDERS					-263,978.94	- - - - -	- - - - -	- - - - -	-216,439.03	-47,539.91
SUBTOTAL 69 8104					-0-	- - - - -	-421,204.33	516,101.10	-937,305.43	-0-
TOTAL, FEDERAL AVIATION ADMINISTRATION FY 1976					- - - - -	2,376,008,491.36	59,329.81	2,132,867,626.25	- - - - -	- - - - -
TOTAL, FEDERAL AVIATION ADMINISTRATION T.O.					- - - - -	3,288,552,374.31	- - - - -	481,721,579.80	3,050,030,989.43	- - - - -

FEDERAL HIGHWAY ADMINISTRATION

GENERAL FUND ACCOUNTS

MOTOR CARRIER SAFETY, FEDERAL HIGHWAY

ADMINISTRATION

FUND RESOURCES:

UNDISBURSED FUNDS

NO YEAR 69 0552  
1976  
1975  
SUBTOTAL FY 1976

283,326.06  
400,000.00  
6,267,000.00  
993,594.16  
1,276,920.22

8,039.85  
5,917,227.96  
967,150.60  
6,892,418.41

(675,286.21)  
(349,772.04)  
(26,443.56)  
(1,051,501.81)

TRANSITION QUARTER  
UNDISBURSED FUNDS

NO YEAR 69 0552  
1976  
1975  
SUBTOTAL TRANSITION QUARTER

(675,286.21)  
(349,772.04)  
(26,443.56)  
(1,051,501.81)  
12,887.73

100,000.00  
1,584,000.00  
43,952.39  
1,454,232.75  
44.00  
1,498,229.14

731,333.82  
334,709.32  
26,399.56  
171,229.53  
3,931.17

ACCOUNTS RECEIVABLE  
FUND EQUITIES:

UNOBLIGATED BALANCE  
ACCOUNTS PAYABLE  
UNDELIVERED ORDERS

SUBTOTAL 69 0552

-282,406.40  
-952,226.05  
-55,175.50  
-0-

100,000.00  
1,584,000.00  
43,952.39  
1,454,232.75  
44.00  
1,498,229.14

731,333.82  
334,709.32  
26,399.56  
171,229.53  
3,931.17  
-41,206.02  
-630,959.11  
457,356.88  
-39,647.55

HIGHWAY BEAUTIFICATION, LIQUIDATION OF  
CONTRACT AUTHORIZATION, FEDERAL HIGHWAY  
ADMINISTRATION

FUND RESOURCES:

UNDISBURSED FUNDS

NO YEAR 69 0540  
1976  
1975  
1974  
PRIOR YEARS  
SUBTOTAL FY 1976

19,060,430.44  
30,000,000.00  
1,000,000.00  
39,347.62  
16,007.10  
584,676.03  
119,500,234.82  
139,200,696.01

31,888,887.20  
901,965.56  
39,155.89  
16,000.00  
606,077.82  
33,452,086.47

(17,171,543.24)  
(98,034.44)  
(191.73)  
(7.10)  
(-21,401.79)  
(89,500,234.82)  
(106,748,609.54)

UNFUNDED CONTRACT AUTHORITY

NO YEAR 69 0540  
SUBTOTAL FY 1976

119,500,234.82  
139,200,696.01

606,077.82  
33,452,086.47

(-21,401.79)  
(89,500,234.82)  
(106,748,609.54)

TRANSITION QUARTER  
UNDISBURSED FUNDS

NO YEAR 69 0540  
1976  
1975  
1974  
PRIOR YEARS  
SUBTOTAL TRANSITION QUARTER

(17,171,543.24)  
(98,034.44)  
(191.73)  
(7.10)  
(-21,401.79)  
(89,500,234.82)  
(106,748,609.54)  
2,866.93

7,500,000.00  
250,000.00  
6,567,580.55  
224,339.29  
4,774.26  
-7,500,000.00  
250,000.00

18,103,962.69  
55,854.23  
191.73  
7.10  
-445,317.58  
419,141.53  
82,000,234.82  
100,579,153.27  
2,889.75

UNFUNDED CONTRACT AUTHORITY

NO YEAR 69 0540  
SUBTOTAL TRANSITION QUARTER

(17,171,543.24)  
(98,034.44)  
(191.73)  
(7.10)  
(-21,401.79)  
(89,500,234.82)  
(106,748,609.54)  
2,866.93

7,500,000.00  
250,000.00  
6,567,580.55  
224,339.29  
4,774.26  
-7,500,000.00  
250,000.00

18,103,962.69  
55,854.23  
191.73  
7.10  
-445,317.58  
419,141.53  
82,000,234.82  
100,579,153.27  
2,889.75

ACCOUNTS RECEIVABLE  
FUND EQUITIES:

UNOBLIGATED BALANCE  
ACCOUNTS PAYABLE  
UNDELIVERED ORDERS

SUBTOTAL 69 0540

-39,702,586.47  
-3,150,398.26  
-96,350,578.21  
-0-

7,500,000.00  
250,000.00  
6,567,580.55  
224,339.29  
4,774.26  
-7,500,000.00  
250,000.00

18,103,962.69  
55,854.23  
191.73  
7.10  
-445,317.58  
419,141.53  
82,000,234.82  
100,579,153.27  
2,889.75  
-32,218,072.88  
760,080.16  
-7,163,487.20  
-38,998,780.57

CONTROL OF OUTDOOR ADVERTISING AND  
JUNKYARDS, FEDERAL HIGHWAY ADMINISTRATION

FUND RESOURCES:

UNDISBURSED FUNDS

PRIOR YEARS 69 0538  
SUBTOTAL FY 1976

28,048.00  
28,048.00

28,048.00  
28,048.00

(28,048.00)  
(28,048.00)

TRANSITION QUARTER  
UNDISBURSED FUNDS

PRIOR YEARS 69 0538  
SUBTOTAL TRANSITION QUARTER

(28,048.00)  
(28,048.00)

28,048.00  
28,048.00

(28,048.00)  
(28,048.00)

FUND EQUITIES:  
UNDELIVERED ORDERS

SUBTOTAL 69 0538

-28,048.00  
-0-

28,048.00  
28,048.00

(28,048.00)  
(28,048.00)

LANDSCAPING AND SCENIC ENHANCEMENT,  
FEDERAL HIGHWAY ADMINISTRATION

FUND RESOURCES:

UNDISBURSED FUNDS

PRIOR YEARS 69 0539  
SUBTOTAL FY 1976

873,616.06  
873,616.06

386,983.14  
386,983.14

(486,632.92)  
(486,632.92)

TRANSITION QUARTER  
UNDISBURSED FUNDS

PRIOR YEARS 69 0539  
SUBTOTAL TRANSITION QUARTER

(486,632.92)  
(486,632.92)

44,949.77  
44,949.77

549,540.48  
549,540.48

FUND EQUITIES:  
ACCOUNTS PAYABLE  
UNDELIVERED ORDERS

SUBTOTAL 69 0539

-196,509.00  
-677,107.06  
-0-

44,949.77  
44,949.77

549,540.48  
549,540.48

HIGHWAY-RELATED SAFETY GRANTS,  
LIQUIDATION OF CONTRACT AUTHORIZATION,  
FEDERAL HIGHWAY ADMINISTRATION

FUND RESOURCES:

UNDISBURSED FUNDS

NO YEAR 69 0554  
TRANSFER TO:

1,000.00  
3,300,000.00  
-13,200,000.00

-10,668,900.00

(769,900.00)

NATIONAL HIGHWAY TRAFFIC SAFETY  
ADMINISTRATION

NO YEAR 69 0554 6  
NO YEAR 69 0554

560,504.10  
3,773,973.32  
4,335,477.42

13,200,000.00

(982,503.21)  
(473,973.32)  
(2,226,376.53)

UNFUNDED CONTRACT AUTHORITY

SUBTOTAL FY 1976

4,335,477.42

12,778,000.89  
2,109,100.89

(982,503.21)  
(473,973.32)  
(2,226,376.53)

Appropriations, Outlays, and Balances - Continued

Appropriation or Fund Account		Account symbol			Balances beginning of fiscal year 1/	Appropriations and other obligational authority 2/	Transfers, borrowings, and investments (net) 2/	Outlays (net)	Balances withdrawn and other transactions 4/	Balances end of fiscal year 5/
Title	Period of availability	Dept. Reg.	Account No.	Sub. No.						
FEDERAL HIGHWAY ADMINISTRATION-CONTINUED										
GENERAL FUND ACCOUNTS-CONTINUED										
HIGHWAY-RELATED SAFETY GRANTS, LIQUIDATION OF CONTRACT AUTHORIZATION, FEDERAL HIGHWAY ADMINISTRATION-CONTINUED										
FUND RESOURCES - CONTINUED										
TRANSITION QUARTER UNDISBURSED FUNDS	NO YEAR 69		0554		(\$769,900.00)	-----	-3,500,000.00	-2,870,000.00	-----	\$139,900.00
TRANSFER TO:										
NATIONAL HIGHWAY TRAFFIC SAFETY ADMINISTRATION	NO YEAR 69		0554	6	(982,503.21)	-----	3,500,000.00	4,130,294.61	-----	352,208.60
UNFUNDED CONTRACT AUTHORITY	NO YEAR 69		0554		(473,973.32)	-----	-----	-----	-----	473,973.32
SUBTOTAL TRANSITION QUARTER					(2,226,376.53)	-----	-----	1,260,294.61	-----	966,081.92
ACCOUNTS RECEIVABLE					426,568.00	-----	-----	-----	-----	210,072.59
UNFILLED CUSTOMER ORDERS					18,672,418.33	-----	-----	-----	-2,262,840.67	20,935,259.00
FUND EQUITIES:										
ACCOUNTS PAYABLE					-8,451,538.62	-----	-----	-----	-----	-8,451,538.62
UNDELIVERED ORDERS					-14,982,925.13	-----	-----	-----	-----	-22,111,413.51
SUBTOTAL 69					-0-	-----	-----	3,369,395.50	-----	-0-
DARIEN GAP HIGHWAY, FEDERAL HIGHWAY ADMINISTRATION										
FUND RESOURCES:										
UNDISBURSED FUNDS	NO YEAR 69		0553		35,941,228.74	\$4,900,000.00	-----	12,627,993.11	-----	(28,213,235.63)
SUBTOTAL FY 1976					35,941,228.74	4,900,000.00	-----	12,627,993.11	-----	(28,213,235.63)
TRANSITION QUARTER UNDISBURSED FUNDS	NO YEAR 69		0553		(28,213,235.63)	-----	-----	2,409,884.46	-----	25,803,351.17
SUBTOTAL TRANSITION QUARTER					(28,213,235.63)	-----	-----	2,409,884.46	-----	25,803,351.17
ACCOUNTS RECEIVABLE					225.00	-----	-----	-----	225.00	-----
FUND EQUITIES:										
UNOBLIGATED BALANCE					-2,496,933.88	-----	-----	-----	4,002,407.07	-6,499,340.95
ACCOUNTS PAYABLE					-56,452.37	-----	-----	-----	125,394.91	-181,847.28
UNDELIVERED ORDERS					-33,388,067.49	-----	-----	-----	-14,265,904.55	-19,122,162.94
SUBTOTAL 69					-0-	4,900,000.00	-----	15,037,877.57	-10,137,877.57	-0-
TERRITORIAL HIGHWAYS, LIQUIDATION OF CONTRACT AUTHORIZATION, FEDERAL HIGHWAY ADMINISTRATION										
FUND RESOURCES:										
UNDISBURSED FUNDS	NO YEAR 69		0556		1,807,968.08	4,000,000.00	-----	2,236,773.61	-----	(3,571,194.47)
TRANSFER TO:										
NATIONAL HIGHWAY TRAFFIC SAFETY ADMINISTRATION	NO YEAR 69		0556	6	76,735.00	-----	-----	37,916.37	-----	(38,818.63)
UNFUNDED CONTRACT AUTHORITY	NO YEAR 69		0556		25,059,560.00	204,000,000.00	-----	-----	-----	(29,059,560.00)
SUBTOTAL FY 1976					26,944,263.08	8,000,000.00	-----	2,274,689.98	-----	(32,669,573.10)
TRANSITION QUARTER UNDISBURSED FUNDS	NO YEAR 69		0556		(3,571,194.47)	1,000,000.00	-50,000.00	447,531.16	-----	4,073,663.31
TRANSFER TO:										
NATIONAL HIGHWAY TRAFFIC SAFETY ADMINISTRATION	NO YEAR 69		0556	6	(38,818.63)	-----	50,000.00	9,624.00	-----	79,194.63
UNFUNDED CONTRACT AUTHORITY	NO YEAR 69		0556		(29,059,560.00)	9-1,000,000.00	-----	-----	2166,090.00	27,993,470.00
SUBTOTAL TRANSITION QUARTER					(32,669,573.10)	-----	-----	457,155.16	66,090.00	32,146,327.94
ACCOUNTS RECEIVABLE					1,302.87	-----	-----	-----	1,302.87	-----
FUND EQUITIES:										
UNOBLIGATED BALANCE					-17,861,659.70	-----	-----	-----	2,202,310.45	-20,063,970.15
ACCOUNTS PAYABLE					-369,014.95	-----	-----	-----	-273,860.51	-95,154.44
UNDELIVERED ORDERS					-8,714,891.30	-----	-----	-----	3,272,312.05	-11,987,203.35
SUBTOTAL 69					-0-	8,000,000.00	-----	2,731,845.14	5,268,154.86	-0-
RAILROAD-HIGHWAY CROSSINGS DEMONSTRATION PROJECTS, FEDERAL HIGHWAY ADMINISTRATION										
FUND RESOURCES:										
UNDISBURSED FUNDS	NO YEAR 69		0557		1,637,468.93	466,667.00	-----	1,412,844.46	-----	(691,291.47)
SUBTOTAL FY 1976					1,637,468.93	466,667.00	-----	1,412,844.46	-----	(691,291.47)
TRANSITION QUARTER UNDISBURSED FUNDS	NO YEAR 69		0557		(691,291.47)	-----	-----	-1,120,179.11	-----	1,811,470.58
SUBTOTAL TRANSITION QUARTER					(691,291.47)	-----	-----	-1,120,179.11	-----	1,811,470.58
ACCOUNTS RECEIVABLE					470,065.52	-----	-----	-----	431,519.03	38,546.49
UNFILLED CUSTOMER ORDERS					4,095,610.89	-----	-----	-----	-4,887,392.33	8,983,003.22
FUND EQUITIES:										
UNOBLIGATED BALANCE					-360,000.00	-----	-----	-----	501,107.66	-861,107.66
ACCOUNTS PAYABLE					-8,987.46	-----	-----	-----	539,503.66	-548,491.12
UNDELIVERED ORDERS					-5,834,157.88	-----	-----	-----	3,589,263.63	-9,423,421.51
SUBTOTAL 69					-0-	466,667.00	-----	292,665.35	174,001.65	-0-

NATIONAL SCENIC AND RECREATIONAL HIGHWAY, FEDERAL HIGHWAY ADMINISTRATION										
FUND RESOURCES:										
UNDISBURSED FUNDS										
UNFUNDED CONTRACT AUTHORITY		NO YEAR 69	0544	30,000,000.00						( 30,000,000.00)
	SUBTOTAL	FY 1976		30,000,000.00						( 30,000,000.00)
TRANSITION QUARTER										
UNDISBURSED FUNDS										
UNFUNDED CONTRACT AUTHORITY		NO YEAR 69	0544	( 30,000,000.00)						30,000,000.00
	SUBTOTAL	TRANSITION QUARTER		( 30,000,000.00)						30,000,000.00
UNFILLED CUSTOMER ORDERS									-246,666.67	246,666.67
FUND EQUITIES:										
UNOBLIGATED BALANCE				-30,000,000.00					-123,333.33	-29,876,666.67
UNDELIVERED ORDERS									370,000.00	-370,000.00
	SUBTOTAL	69	0544	-0-						-0-
ALASKA HIGHWAY, FEDERAL HIGHWAY ADMINISTRATION										
FUND RESOURCES:										
UNDISBURSED FUNDS										
	SUBTOTAL	NO YEAR 69	0537	4,825,000.00						( 4,825,000.00)
		FY 1976		4,825,000.00						( 4,825,000.00)
TRANSITION QUARTER										
UNDISBURSED FUNDS										
	SUBTOTAL	NO YEAR 69	0537	( 4,825,000.00)						4,825,000.00
		TRANSITION QUARTER		( 4,825,000.00)						4,825,000.00
FUND EQUITIES:										
UNOBLIGATED BALANCE				-4,825,000.00						-4,825,000.00
	SUBTOTAL	69	0537	-0-						-0-
OFF-SYSTEMS ROADS, LIQUIDATION OF CONTRACT AUTHORIZATION, FEDERAL HIGHWAY ADMINISTRATION										
FUND RESOURCES:										
UNDISBURSED FUNDS										
UNFUNDED CONTRACT AUTHORITY		NO YEAR 69	0502		10,000,000.00			5,581,608.08		( 4,418,391.92)
	SUBTOTAL	NO YEAR 69	0502	200,000,000.00	9-10,000,000.00					( 190,000,000.00)
		FY 1976		200,000,000.00				5,581,608.08		( 194,418,391.92)
TRANSITION QUARTER										
UNDISBURSED FUNDS										
UNFUNDED CONTRACT AUTHORITY		NO YEAR 69	0502	( 4,418,391.92)	2,500,000.00			6,650,398.55		267,993.37
	SUBTOTAL	NO YEAR 69	0502	( 190,000,000.00)	9-2,500,000.00					187,500,000.00
		TRANSITION QUARTER		( 194,418,391.92)				6,650,398.55		187,767,993.37
FUND EQUITIES:										
UNOBLIGATED BALANCE				-197,970,485.10					-79,117,015.56	-118,853,469.54
ACCOUNTS PAYABLE				-3,155.85					3,241,763.65	-3,244,919.50
UNDELIVERED ORDERS				-2,026,359.05					63,643,245.28	-65,669,604.33
	SUBTOTAL	69	0502	-0-				12,232,006.63	-12,232,006.63	-0-
ACCESS HIGHWAYS TO PUBLIC RECREATION AREAS ON CERTAIN LAKES, FEDERAL HIGHWAY ADMINISTRATION										
FUND RESOURCES:										
UNDISBURSED FUNDS										
	SUBTOTAL	1976-78 69	0503		10,000,000.00					( 10,000,000.00)
		FY 1976			10,000,000.00					( 10,000,000.00)
TRANSITION QUARTER										
UNDISBURSED FUNDS										
	SUBTOTAL	1976-78 69	0503	( 10,000,000.00)						10,000,000.00
		TRANSITION QUARTER		( 10,000,000.00)						10,000,000.00
FUND EQUITIES:										
UNOBLIGATED BALANCE									9,339,000.00	-9,339,000.00
UNDELIVERED ORDERS									661,000.00	-661,000.00
	SUBTOTAL	69	0503	-0-	10,000,000.00				10,000,000.00	-0-
SALARIES AND EXPENSES, FEDERAL HIGHWAY ADMINISTRATION										
FUND RESOURCES:										
UNDISBURSED FUNDS										
		NO YEAR 69	0500							
		1974		191,602.98				134,199.41		( 57,403.57)
		PRIOR YEARS		1,369,199.44				281,837.77		( 1,087,361.67)
	SUBTOTAL	FY 1976		1,560,802.42				416,037.18		( 1,144,765.24)
TRANSITION QUARTER										
UNDISBURSED FUNDS										
		NO YEAR 69	0500							
		1974		( 57,403.57)				-949,302.99		
		PRIOR YEARS		( 1,087,361.67)				1,006,706.56		1,006,706.56
	SUBTOTAL	TRANSITION QUARTER		( 1,144,765.24)				138,058.68		1,006,706.56
ACCOUNTS RECEIVABLE				494,680.77					492,082.58	2,558.19
UNFILLED CUSTOMER ORDERS				13,166,299.50					13,166,299.50	
FUND EQUITIES:										
ACCOUNTS PAYABLE				-2,680,447.36					-1,821,975.92	-858,471.44
UNDELIVERED ORDERS				-12,541,335.33					-12,390,502.02	-150,833.31
	SUBTOTAL	69	0500	-0-				554,095.86	-554,095.86	-0-

Appropriations, Outlays, and Balances - Continued

Appropriation or Fund Account		Account symbol			Balances beginning of fiscal year <u>1/</u>	Appropriations and other obligatory authority <u>2/</u>	Transfers, borrowings, and investments (net) <u>3/</u>	Outlays (net)	Balances withdrawn and other transactions <u>4/</u>	Balances end of fiscal year <u>5/</u>
Title	Period of availability	Dept. Reg.	Account No.	Sub. No.						
<b>FEDERAL HIGHWAY ADMINISTRATION-CONTINUED</b>										
<b>GENERAL FUND ACCOUNTS-CONTINUED</b>										
<b>INTER-AMERICAN HIGHWAY, FEDERAL HIGHWAY ADMINISTRATION</b>										
<b>FUND RESOURCES:</b>										
UNDISBURSED FUNDS	NO YEAR 69		0506		\$1,812,651.13	-	\$954.22	-		(\$1,811,696.91)
	FY 1976				1,812,651.13	-	954.22	-		(1,811,696.91)
	<b>SUBTOTAL</b>									
TRANSITION QUARTER UNDISBURSED FUNDS	NO YEAR 69		0506		(1,811,696.91)	-	53.80	-		1,811,643.11
	QUARTER				(1,811,696.91)	-	53.80	-		1,811,643.11
	<b>SUBTOTAL TRANSITION QUARTER</b>				261.51	-	-	\$261.51	-	-
<b>FUND EQUITIES:</b>										
UNOBLIGATED BALANCE					-1,021,760.15	-	-	-	-1,269.53	-1,020,490.62
UNDELIVERED ORDERS					-791,152.49	-	-	-	-	-791,152.49
	<b>SUBTOTAL 69</b>		0506		-0-	-	1,008.02	-1,008.02	-	-0-
<b>BIKEWAY PROGRAM, FEDERAL HIGHWAY ADMINISTRATION</b>										
<b>FUND RESOURCES:</b>										
UNDISBURSED FUNDS	NO YEAR 69		0507		-	\$6,000,000.00	-	-	-	(6,000,000.00)
	FY 1976				-	6,000,000.00	-	-	-	(6,000,000.00)
	<b>SUBTOTAL</b>									
TRANSITION QUARTER UNDISBURSED FUNDS	NO YEAR 69		0507		(6,000,000.00)	-	-	-	-	6,000,000.00
	QUARTER				(6,000,000.00)	-	-	-	-	6,000,000.00
	<b>SUBTOTAL TRANSITION QUARTER</b>				-	-	-	-	-	-
<b>FUND EQUITIES:</b>										
UNOBLIGATED BALANCE					-	-	-	6,000,000.00	-	-6,000,000.00
	<b>SUBTOTAL 69</b>		0507		-0-	6,000,000.00	-	6,000,000.00	-	-0-
<b>PUBLIC LANDS HIGHWAYS, LIQUIDATION OF CONTRACT AUTHORIZATION, FEDERAL HIGHWAY ADMINISTRATION</b>										
<b>FUND RESOURCES:</b>										
UNDISBURSED FUNDS	NO YEAR 69		0526		2,148,731.98	-	1,083,766.44	-	-	(1,064,965.54)
	FY 1976				2,148,731.98	-	1,083,766.44	-	-	(1,064,965.54)
	<b>SUBTOTAL</b>									
TRANSITION QUARTER UNDISBURSED FUNDS	NO YEAR 69		0526		(1,064,965.54)	-	161,715.60	22,411.27		880,838.67
	QUARTER				(1,064,965.54)	-	161,715.60	22,411.27		880,838.67
	<b>SUBTOTAL TRANSITION QUARTER</b>				10.50	-	-	-		10.50
<b>FUND EQUITIES:</b>										
ACCOUNTS PAYABLE					-489,820.60	-	-	-	-188,601.56	-301,219.04
UNDELIVERED ORDERS					-1,658,921.88	-	-	-	-1,079,291.75	-579,630.13
	<b>SUBTOTAL 69</b>		0526		-0-	-	1,245,482.04	-1,245,482.04	-	-0-
<b>FOREST HIGHWAYS, LIQUIDATION OF CONTRACT AUTHORIZATION, FEDERAL HIGHWAY ADMINISTRATION</b>										
<b>FUND RESOURCES:</b>										
UNDISBURSED FUNDS	NO YEAR 69		0531		1,791,927.83	-	1,263,381.16	-	-	(528,546.67)
UNFUNDED CONTRACT AUTHORITY	NO YEAR 69		0531		21,040.31	-	-	-	-	(21,040.31)
	FY 1976				1,812,968.14	-	1,263,381.16	-	-	(549,586.98)
	<b>SUBTOTAL</b>									
TRANSITION QUARTER UNDISBURSED FUNDS	NO YEAR 69		0531		(528,546.67)	-	50,766.34	-	21,040.31	477,780.33
UNFUNDED CONTRACT AUTHORITY	NO YEAR 69		0531		(21,040.31)	-	-	-	-	-
	QUARTER				(549,586.98)	-	50,766.34	-	21,040.31	477,780.33
	<b>SUBTOTAL TRANSITION QUARTER</b>				37,510.00	-	-	31,962.14	-	5,547.86
<b>FUND EQUITIES:</b>										
ACCOUNTS PAYABLE					-1,224,841.49	-	-	-	-1,145,436.65	-79,404.84
UNDELIVERED ORDERS					-625,636.65	-	-	-	-221,713.30	-403,923.35
	<b>SUBTOTAL 69</b>		0531		-0-	-	1,314,147.50	-1,314,147.50	-	-0-
<b>RURAL HIGHWAY PUBLIC TRANSPORTATION DEMONSTRATION PROGRAM, FEDERAL HIGHWAY ADMINISTRATION</b>										
<b>FUND RESOURCES:</b>										
UNDISBURSED FUNDS	NO YEAR 69		0541		2,895,000.00	5,000,000.00	-	165,729.26	-	(7,729,270.74)
	FY 1976				2,895,000.00	5,000,000.00	-	165,729.26	-	(7,729,270.74)
	<b>SUBTOTAL</b>									
TRANSITION QUARTER UNDISBURSED FUNDS	NO YEAR 69		0541		(7,729,270.74)	-	-116,061.20	-	-	7,845,331.94
	QUARTER				(7,729,270.74)	-	-116,061.20	-	-	7,845,331.94
	<b>SUBTOTAL TRANSITION QUARTER</b>				-	-	-	-46,692.00	-	46,652.00
<b>FUND EQUITIES:</b>										
UNOBLIGATED BALANCE					-2,895,000.00	-	-	-	2,562,442.00	-5,457,442.00
ACCOUNTS PAYABLE					-	-	-	-	31,596.04	-31,596.04
UNDELIVERED ORDERS					-	-	-	-	9,079,273.02	-9,079,273.02
	<b>SUBTOTAL 69</b>		0541		-0-	5,000,000.00	49,668.06	4,950,331.94	-	-0-

CHAMIZAL MEMORIAL HIGHWAY, FEDERAL HIGHWAY										
ADMINISTRATION										
FUND RESOURCES:										
UNDISBURSED FUNDS	NO YEAR	69	0542	846,980.00	-	-	-	836,980.00	-	(10,000.00)
TRANSFER TO:										
DEPARTMENT OF STATE	NO YEAR	19 69	0542	139,593.87	-	-	-	13,231.53	-	(126,362.34)
				986,573.87	-	-	-	850,211.53	-	(136,362.34)
	SUBTOTAL	FY 1976								
TRANSITION QUARTER										
UNDISBURSED FUNDS										
NO YEAR	69	0542		(10,000.00)	-	-	-	-	-	10,000.00
TRANSFER TO:										
DEPARTMENT OF STATE	NO YEAR	19 69	0542	(126,362.34)	-	-	-	32,261.76	-	94,100.58
				(136,362.34)	-	-	-	32,261.76	-	104,100.58
	SUBTOTAL	TRANSITION QUARTER								
FUND EQUITIES:										
UNOBLIGATED BALANCE										
				-20,858.94	-	-	-	-	34,490.64	-55,349.58
ACCOUNTS PAYABLE										
				-149,854.00	-	-	-	-	-144,822.00	-5,032.00
UNDELIVERED ORDERS										
				-815,860.93	-	-	-	-	-772,141.93	-43,719.00
	SUBTOTAL	69	0542	-0-	-	-	-	882,473.29	-882,473.29	-0-
ALASKAN ASSISTANCE, FEDERAL HIGHWAY										
ADMINISTRATION										
FUND RESOURCES:										
UNDISBURSED FUNDS	NO YEAR	69	0543	216,591.31	-	-	-	-	-	(216,591.31)
				216,591.31	-	-	-	-	-	(216,591.31)
	SUBTOTAL	FY 1976								
TRANSITION QUARTER										
UNDISBURSED FUNDS										
NO YEAR	69	0543		(216,591.31)	-	-	-	-	-	216,591.31
				(216,591.31)	-	-	-	-	-	216,591.31
	SUBTOTAL	TRANSITION QUARTER								
FUND EQUITIES:										
UNOBLIGATED BALANCE										
				-214,349.73	-	-	-	-	1,599.57	-215,949.30
UNDELIVERED ORDERS										
				-2,241.58	-	-	-	-	-1,599.57	-642.01
	SUBTOTAL	69	0543	-0-	-	-	-	-	-	-0-
RAIL CROSSINGS--DEMONSTRATION PROJECTS,										
FEDERAL HIGHWAY ADMINISTRATION										
FUND RESOURCES:										
UNDISBURSED FUNDS	NO YEAR	69	0555	16,137,210.44	-	-	-	947,065.00	-	(15,190,145.44)
				16,137,210.44	-	-	-	947,065.00	-	(15,190,145.44)
	SUBTOTAL	FY 1976								
TRANSITION QUARTER										
UNDISBURSED FUNDS										
NO YEAR	69	0555		(15,190,145.44)	-	-	-	-149,836.66	-	15,339,982.10
				(15,190,145.44)	-	-	-	-149,836.66	-	15,339,982.10
	SUBTOTAL	TRANSITION QUARTER								
ACCOUNTS RECEIVABLE										
				673,201.42	-	-	-	-	673,201.42	-
UNFILLED CUSTOMER ORDERS										
				1,859,917.87	-	-	-	-	-441,585.23	2,301,503.10
FUND EQUITIES:										
UNOBLIGATED BALANCE										
				-13,147,024.32	-	-	-	-	-2,156,724.02	-10,990,300.30
ACCOUNTS PAYABLE										
				-235,407.86	-	-	-	-	162,848.09	-398,255.95
UNDELIVERED ORDERS										
				-5,287,897.55	-	-	-	-	965,031.40	-6,252,928.95
	SUBTOTAL	69	0555	-0-	-	-	-	797,228.34	-797,228.34	-0-
TRUST FUND ACCOUNTS										
HIGHWAY SAFETY CONSTRUCTION PROGRAMS,										
LIQUIDATION OF CONTRACT AUTHORIZATION,										
TRUST FUND, FEDERAL HIGHWAY ADMINISTRATION										
FUND RESOURCES:										
UNDISBURSED FUNDS	NO YEAR	69	8018	36,775,163.44	-	-	\$254,000,000.00	289,066,442.75	-	(1,708,720.69)
UNFUNDED CONTRACT AUTHORITY	NO YEAR	69	8018	1,151,447,600.90	<sup>20</sup> -175,000,000.00	-	-	-	-	(976,447,600.90)
				1,188,222,764.34	-175,000,000.00	-	254,000,000.00	289,066,442.75	-	(978,156,321.59)
	SUBTOTAL	FY 1976								
TRANSITION QUARTER										
UNDISBURSED FUNDS										
NO YEAR	69	8018		(1,708,720.69)	-	-	103,000,000.00	99,900,232.02	-	4,808,488.67
UNFUNDED CONTRACT AUTHORITY	NO YEAR	69	8018	(976,447,600.90)	<sup>10</sup> 403,778,124.00	-	-	-	<sup>21</sup> 13,151,910.00	1,367,073,814.90
				(978,156,321.59)	403,778,124.00	-	103,000,000.00	99,900,232.02	13,151,910.00	1,371,882,303.57
	SUBTOTAL	TRANSITION QUARTER								
FUND EQUITIES:										
UNOBLIGATED BALANCE										
				-719,089,534.48	-	-	-	-	76,999,427.38	<sup>22</sup> -796,088,961.86
ACCOUNTS PAYABLE										
				-10,845,492.91	-	-	-	-	18,487,816.35	-29,333,309.26
UNDELIVERED ORDERS										
				-458,287,736.95	-	-	-	-	88,172,295.50	-546,460,032.45
	SUBTOTAL	69	8018	-0-	228,778,124.00	-	357,000,000.00	388,966,674.77	196,811,449.23	-0-
HIGHWAY TRUST FUND										
FUND RESOURCES:										
UNDISBURSED FUNDS	NO YEAR	20	8102	456.14	<sup>2</sup> 5,974,863,881.96	<sup>24</sup> -5,974,864,000.00	<sup>23</sup> -	-	-	(338.10)
TRANSFER TO:										
FEDERAL-AID HIGHWAYS, TRUST FUND,										
AGRICULTURE, FOREST SERVICE	NO YEAR	12 20	8102 11	1,408,592.51	-	-	14,200,000.00	14,020,534.87	-	(1,588,057.64)
FEDERAL-AID HIGHWAYS, TRUST FUND,										
INTERIOR, NATIONAL PARK SERVICE	NO YEAR	14 20	8102 10	-	-	-	462,000.00	300,372.03	-	(161,627.97)
FEDERAL-AID HIGHWAYS, TRUST FUND,										
INTERIOR, INDIAN AFFAIRS	NO YEAR	14 20	8102 20	1,804,017.46	-	-	4,800,000.00	5,598,114.95	-	(1,005,902.51)
FEDERAL-AID HIGHWAYS, TRUST FUND,										
TRANSPORTATION, FEDERAL HIGHWAY										
ADMINISTRATION	NO YEAR	69 20	8102 5	12,976,899.38	-	-	6,074,038,000.00	6,066,816,733.48	-	(20,198,165.90)
FEDERAL-AID HIGHWAYS, TRUST FUND,										
CORPS OF ENGINEERS	NO YEAR	96 20	8102	255,159.05	-	-	2,300,000.00	1,198,734.24	-	(1,356,424.81)
INVESTMENTS IN PUBLIC DEBT SECURITIES				9,535,823,000.00	-	-	-505,346,000.00	-	-	(9,030,477,000.00)
UNFUNDED CONTRACT AUTHORITY	NO YEAR	69 20	8102	17,418,433,152.75	<sup>20</sup> -433,800,000.00	-	-	-	<sup>21</sup> 194,918,063.16	(16,789,715,089.59)
				26,970,701,277.29	5,541,063,881.96	-	-384,410,000.00	6,087,934,489.57	194,918,063.16	(25,844,502,606.52)
	SUBTOTAL	FY 1976								

FOOTNOTES AT END OF CHAPTER



Appropriations, Outlays, and Balances - Continued

Appropriation or Fund Account		Account symbol			Balances beginning of fiscal year 1/	Appropriations and other obligatory authority 2/	Transfers, borrowings, and investments (net) 2/	Outlays (net)	Balances withdrawn and other transactions 4/	Balances end of fiscal year 5/
Title	Period of availability	Dept. Reg.	Account No. Tr. From	Sub. No.						
FEDERAL HIGHWAY ADMINISTRATION-CONTINUED										
TRUST FUND ACCOUNTS-CONTINUED										
HIGHWAY TRUST FUND-CONTINUED										
FUND RESOURCES -CONTINUED										
TRANSITION QUARTER										
UNDISBURSED FUNDS	NO YEAR 20		8102		( \$338.10)	<sup>25</sup> \$1,679,432,761.67	<sup>26</sup> -\$1,679,432,333.00	<sup>25</sup> - - - - -	- - - - -	\$766.77
TRANSFER TO:										
FEDERAL-AID HIGHWAYS, TRUST FUND, AGRICULTURE, FOREST SERVICE	NO YEAR 12 20	8102	11		(1,588,057.64)	- - - - -	5,200,000.00	\$5,181,156.14	- - - - -	1,606,901.50
FEDERAL-AID HIGHWAYS, TRUST FUND, INTERIOR, NATIONAL PARK SERVICE	NO YEAR 14 20	8102	10		(161,627.97)	- - - - -	360,369.00	310,080.70	- - - - -	211,916.27
FEDERAL-AID HIGHWAYS, TRUST FUND, INTERIOR, INDIAN AFFAIRS	NO YEAR 14 20	8102	20		(1,005,902.51)	- - - - -	211,176.00	1,291,590.08	- - - - -	6-74,511.57
FEDERAL-AID HIGHWAYS, TRUST FUND, TRANSPORTATION, FEDERAL HIGHWAY ADMINISTRATION	NO YEAR 69 20	8102	5		(20,198,165.90)	- - - - -	1,608,067,394.00	1,606,209,803.85	- - - - -	22,055,756.05
FEDERAL-AID HIGHWAYS, LIQUIDATION OF CONTRACT AUTHORIZATION, TRUST FUND, URBAN MASS TRANSPORTATION ADMINISTRATION	NO YEAR 69 20	8102	8		- - - - -	- - - - -	1,574,061.00	- - - - -	- - - - -	1,574,061.00
FEDERAL-AID HIGHWAYS, TRUST FUND, CORPS OF ENGINEERS	NO YEAR 96 20	8102			(1,356,424.81)	- - - - -	1,587,000.00	1,494,861.64	- - - - -	1,448,563.17
INVESTMENTS IN PUBLIC DEBT SECURITIES					(9,030,477,000.00)	- - - - -	-78,601,000.00	- - - - -	- - - - -	8,951,876,000.00
UNFUNDED CONTRACT AUTHORITY	NO YEAR 69 20	8102			(16,789,715,089.59)	<sup>10</sup> 465,050,000.00	- - - - -	- - - - -	<sup>21</sup> -\$46,565,289.81	17,301,330,379.40
SUBTOTAL TRANSITION QUARTER					(25,844,502,606.52)	2,144,482,761.67	-141,033,333.00	1,614,487,492.41	-46,565,289.81	26,280,029,832.59
ACCOUNTS RECEIVABLE UNFILLED CUSTOMER ORDERS					15,629,014.10	- - - - -	- - - - -	- - - - -	-115,640,586.09	131,269,600.19
FUND EQUITIES:					6,768,553.53	- - - - -	- - - - -	- - - - -	-13,759,771.45	20,528,324.98
UNOBLIGATED BALANCE					-16,515,437,411.42	- - - - -	- - - - -	- - - - -	1,350,717,691.31	<sup>27</sup> -17,866,155,102.73
ACCOUNTS PAYABLE					-670,316,888.55	- - - - -	- - - - -	- - - - -	-90,846,891.64	-579,469,996.91
UNDELIVERED ORDERS					-9,807,344,544.95	- - - - -	- - - - -	- - - - -	-1,821,141,886.83	-7,986,202,658.12
SUBTOTAL 20					-0-	7,685,546,643.63	-525,443,333.00	7,702,421,981.98	-542,318,671.35	-0-
RIGHT-OF-WAY REVOLVING FUND, LIQUIDATION OF CONTRACT AUTHORIZATION, TRUST FUND, FEDERAL HIGHWAY ADMINISTRATION										
FUND RESOURCES:										
UNDISBURSED FUNDS	NO YEAR 69		8402		2,451,605.08	25,000,000.00	- - - - -	21,837,731.66	- - - - -	(5,613,873.42)
UNFUNDED CONTRACT AUTHORITY	NO YEAR 69		8402		145,000,000.00	<sup>9</sup> -20,000,000.00	- - - - -	- - - - -	- - - - -	(125,000,000.00)
SUBTOTAL FY 1976					147,451,605.08	5,000,000.00	- - - - -	21,837,731.66	- - - - -	(130,613,873.42)
TRANSITION QUARTER										
UNDISBURSED FUNDS	NO YEAR 69		8402		(5,613,873.42)	10,000,000.00	- - - - -	9,220,362.84	- - - - -	6,393,510.58
UNFUNDED CONTRACT AUTHORITY	NO YEAR 69		8402		(125,000,000.00)	<sup>9</sup> -5,000,000.00	- - - - -	- - - - -	- - - - -	120,000,000.00
SUBTOTAL TRANSITION QUARTER					(130,613,873.42)	5,000,000.00	- - - - -	9,220,362.84	- - - - -	126,393,510.58
ACCOUNTS RECEIVABLE					3,421,174.49	- - - - -	- - - - -	- - - - -	- - - - -	- - - - -
FUND EQUITIES:					-38,080,280.96	- - - - -	- - - - -	- - - - -	-41,903,236.99	283,822,956.03
UNOBLIGATED BALANCE					-112,792,498.61	- - - - -	- - - - -	- - - - -	17,423,968.00	-130,216,466.61
UNDELIVERED ORDERS					-0-	10,000,000.00	- - - - -	31,058,094.50	-21,058,094.50	-0-
SUBTOTAL 69					-0-	10,000,000.00	- - - - -	31,058,094.50	-21,058,094.50	-0-
BALTIMORE-WASHINGTON PARKWAY TRUST FUND, FEDERAL HIGHWAY ADMINISTRATION										
FUND RESOURCES:										
UNDISBURSED FUNDS	NO YEAR 69		8014		851,722.00	- - - - -	- - - - -	211,559.00	- - - - -	(640,163.00)
SUBTOTAL FY 1976					851,722.00	- - - - -	- - - - -	211,559.00	- - - - -	(640,163.00)
TRANSITION QUARTER										
UNDISBURSED FUNDS	NO YEAR 69		8014		(640,163.00)	- - - - -	- - - - -	101,336.00	- - - - -	538,827.00
SUBTOTAL TRANSITION QUARTER					(640,163.00)	- - - - -	- - - - -	101,336.00	- - - - -	538,827.00
FUND EQUITIES:					1,500,000.00	- - - - -	- - - - -	- - - - -	-950,000.00	<sup>29</sup> 2,450,000.00
UNOBLIGATED BALANCE					-2,351,722.00	- - - - -	- - - - -	- - - - -	637,105.00	-2,988,827.00
UNDELIVERED ORDERS					-0-	- - - - -	- - - - -	- - - - -	-312,895.00	-0-
SUBTOTAL 69					-0-	- - - - -	- - - - -	312,895.00	-312,895.00	-0-
TRUST FUND SHARE OF OTHER HIGHWAY PROGRAMS, FEDERAL HIGHWAY ADMINISTRATION										
FUND RESOURCES:										
UNDISBURSED FUNDS	NO YEAR 69		8009		5,042,901.15	- - - - -	11,700,000.00	12,843,266.94	- - - - -	(3,899,634.21)
UNFUNDED CONTRACT AUTHORITY	NO YEAR 69		8009		156,728,696.33	<sup>9</sup> -11,700,000.00	- - - - -	- - - - -	- - - - -	(145,028,696.33)
SUBTOTAL FY 1976					161,771,597.48	-11,700,000.00	11,700,000.00	12,843,266.94	- - - - -	(148,928,330.54)
TRANSITION QUARTER										
UNDISBURSED FUNDS	NO YEAR 69		8009		(3,899,634.21)	- - - - -	6,933,333.00	5,509,503.72	- - - - -	5,323,463.49
UNFUNDED CONTRACT AUTHORITY	NO YEAR 69		8009		(145,028,696.33)	<sup>10</sup> 53,012,499.00	- - - - -	- - - - -	<sup>21</sup> -13,218,000.00	211,259,195.33
SUBTOTAL TRANSITION QUARTER					(148,928,330.54)	53,012,499.00	6,933,333.00	5,509,503.72	-13,218,000.00	216,582,658.82

ACCOUNTS RECEIVABLE			176,145.86	-	-	-	-2,367,037.00	2,543,182.86
FUND EQUITIES:								
UNOBLIGATED BALANCE							33,833,131.44	30-175,718,609.20
ACCOUNTS PAYABLE			-141,885,477.76				-1,502,386.45	-38,546.49
UNDELIVERED ORDERS			-1,540,932.94				24,847,353.35	-43,368,685.99
SUBTOTAL 69		8009	-18,521,332.64		41,312,499.00	18,633,333.00	41,593,061.34	-0-
HIGHWAY SAFETY RESEARCH AND DEVELOPMENT, FEDERAL HIGHWAY ADMINISTRATION			-0-					
FUND RESOURCES:								
UNDISBURSED FUNDS								
SUBTOTAL NO YEAR 69		8017	-			17,685,000.00	8,685,000.00	(9,000,000.00)
TRANSITION QUARTER UNDISBURSED FUNDS						17,685,000.00	8,685,000.00	(9,000,000.00)
SUBTOTAL TRANSITION QUARTER		8017	(9,000,000.00)				-2,758,761.17	11,758,761.17
FUND EQUITIES:			(9,000,000.00)				-2,758,761.17	11,758,761.17
UNOBLIGATED BALANCE			8,685,000.00					3120,508.52
ACCOUNTS PAYABLE			-8,685,000.00				-8,685,000.00	-
UNDELIVERED ORDERS							11,779,269.69	-11,779,269.69
SUBTOTAL 69		8017	-0-			17,685,000.00	5,926,238.83	-0-
OVERSEAS HIGHWAY, FEDERAL HIGHWAY ADMINISTRATION								
FUND RESOURCES:								
UNDISBURSED FUNDS								
SUBTOTAL NO YEAR 69		8021	-			1,000,000.00	-	(1,000,000.00)
TRANSITION QUARTER UNDISBURSED FUNDS						1,000,000.00	-	(1,000,000.00)
SUBTOTAL TRANSITION QUARTER		8021	(1,000,000.00)				-	1,000,000.00
FUND EQUITIES:			(1,000,000.00)				-	1,000,000.00
UNOBLIGATED BALANCE								
UNDELIVERED ORDERS							151,739.00	-151,739.00
SUBTOTAL 69		8021	-0-			1,000,000.00	848,261.00	-848,261.00
CONTRIBUTIONS FOR HIGHWAY RESEARCH PROGRAM, FEDERAL HIGHWAY ADMINISTRATION							1,000,000.00	-0-
FUND RESOURCES:								
UNDISBURSED FUNDS								
UNFUNDED CONTRACT AUTHORITY								
SUBTOTAL NO YEAR 69		8264	2,135,408.46	604,395.00			29,638.66	(2,710,164.80)
TRANSITION QUARTER UNDISBURSED FUNDS								(30,000.00)
UNFUNDED CONTRACT AUTHORITY								(2,740,164.80)
SUBTOTAL TRANSITION QUARTER		8264	(2,710,164.80)				111,383.84	2,598,780.96
FUND EQUITIES:			(30,000.00)				-	30,000.00
UNOBLIGATED BALANCE			(2,740,164.80)				111,383.84	2,628,780.96
ACCOUNTS PAYABLE			-2,147,624.40				-	-
UNDELIVERED ORDERS			-74.27					-1,710,443.12
SUBTOTAL 69		8264	-17,709.79	604,395.00			1,786.91	-437,181.28
COOPERATIVE WORK, FOREST HIGHWAYS, FEDERAL HIGHWAY ADMINISTRATION			-0-				2,172,028.71	-1,861.18
FUND RESOURCES:							463,372.50	-2,189,738.50
UNDISBURSED FUNDS								-0-
UNFUNDED CONTRACT AUTHORITY								
SUBTOTAL NO YEAR 69		8265	401,122.64	592,009.75			691,901.30	(301,231.09)
TRANSITION QUARTER UNDISBURSED FUNDS								(183,046.77)
UNFUNDED CONTRACT AUTHORITY								(484,277.86)
SUBTOTAL TRANSITION QUARTER		8265	437,913.16	20146,256.25			691,901.30	(484,277.86)
FUND EQUITIES:								
UNOBLIGATED BALANCE								
ACCOUNTS PAYABLE								
UNDELIVERED ORDERS								
SUBTOTAL 69		8265	(301,231.09)	110,437.00			205,723.69	205,944.40
EQUIPMENT, SUPPLIES, ETC., FOR COOPERATING COUNTRIES, FEDERAL HIGHWAY ADMINISTRATION			(183,046.77)	10-14,670.25			-	168,376.52
FUND RESOURCES:			(484,277.86)	95,766.75			205,723.69	374,320.92
UNDISBURSED FUNDS								
UNFUNDED CONTRACT AUTHORITY								
SUBTOTAL NO YEAR 69		8265	-127,948.84					93,198.31
TRANSITION QUARTER UNDISBURSED FUNDS								10,409.56
UNFUNDED CONTRACT AUTHORITY								-23,919.68
SUBTOTAL TRANSITION QUARTER		8265	-13,510.12	834,032.75			-167,200.11	-129,254.09
FUND EQUITIES:			-296,454.20				-63,592.24	-0-
UNOBLIGATED BALANCE								
ACCOUNTS PAYABLE								
UNDELIVERED ORDERS								
SUBTOTAL 69		8265	-0-					
EQUIPMENT, SUPPLIES, ETC., FOR COOPERATING COUNTRIES, FEDERAL HIGHWAY ADMINISTRATION								
FUND RESOURCES:								
UNDISBURSED FUNDS								
UNFUNDED CONTRACT AUTHORITY								
SUBTOTAL NO YEAR 69		8632	1,407,855.10	2,571,000.00			3,141,030.74	(837,824.36)
TRANSITION QUARTER UNDISBURSED FUNDS								(2,300,833.44)
UNFUNDED CONTRACT AUTHORITY								(3,138,657.80)
SUBTOTAL TRANSITION QUARTER		8632	5,926,740.84	20-2,218,052.30			3,141,030.74	(3,138,657.80)
FUND EQUITIES:								
UNOBLIGATED BALANCE								
ACCOUNTS PAYABLE								
UNDELIVERED ORDERS								
SUBTOTAL 69		8632	(837,824.36)	1,108,962.63			567,948.20	1,378,838.79
EQUIPMENT, SUPPLIES, ETC., FOR COOPERATING COUNTRIES, FEDERAL HIGHWAY ADMINISTRATION			(2,300,833.44)	9-1,114,965.00			-	1,185,868.44
FUND RESOURCES:			(3,138,657.80)	-6,002.37			567,948.20	2,564,707.23
UNDISBURSED FUNDS								
UNFUNDED CONTRACT AUTHORITY								
SUBTOTAL NO YEAR 69		8632	-5,926,740.84					-3,362,033.61
TRANSITION QUARTER UNDISBURSED FUNDS								-3,362,033.61
UNFUNDED CONTRACT AUTHORITY								
SUBTOTAL TRANSITION QUARTER		8632	-0-	346,945.33			3,708,978.94	-2,564,707.23
FUND EQUITIES:								-0-
UNOBLIGATED BALANCE								
ACCOUNTS PAYABLE								
UNDELIVERED ORDERS								
SUBTOTAL 69		8632	-0-					

Appropriations, Outlays, and Balances - Continued

Appropriation or Fund Account		Account symbol			Balances beginning of fiscal year 1/	Appropriations and other obligatory authority 2/	Transfers, borrowings, and investments (net) 3/	Outlays (net)	Balances withdrawn and other transactions 4/	Balances end of fiscal year 5/
Title	Period of availability	Dept. Reg. Tr From	Account No.	Sub. No.						
FEDERAL HIGHWAY ADMINISTRATION-CONTINUED										
TRUST FUND ACCOUNTS-CONTINUED										
TECHNICAL ASSISTANCE, UNITED STATES										
DOLLARS ADVANCED FROM FOREIGN GOVERNMENTS, FEDERAL HIGHWAY ADMINISTRATION										
FUND RESOURCES:										
UNDISBURSED FUNDS	NO YEAR 69		8502	5	\$308,219.05	\$3,834,377.54	-	\$3,756,860.32	-	( \$385,736.27)
UNFUNDED CONTRACT AUTHORITY	NO YEAR 69		8502		2,493,280.00	9-2,492,280.00	-	-	-	( 1,000.00)
	FY 1976				2,801,499.05	1,342,097.54	-	3,756,860.32	-	( 386,736.27)
	SUBTOTAL									
TRANSITION QUARTER	NO YEAR 69		8502	5	( 385,736.27)	524,525.89	-	343,866.86	-	566,355.30
UNDISBURSED FUNDS	NO YEAR 69		8502	5	( 1,000.00)	-	-	-	-	1,000.00
UNFUNDED CONTRACT AUTHORITY	NO YEAR 69		8502	5	( 386,736.27)	524,525.89	-	343,866.86	-	567,355.30
	TRANSITION QUARTER				600.00	-	-	-	-	10,662.96
	SUBTOTAL									
ACCOUNTS RECEIVABLE										
FUND EQUITIES:										
UNOBLIGATED BALANCE					-1,218,612.73	-	-	-	-730,487.21	-488,125.52
ACCOUNTS PAYABLE					-14,479.20	-	-	-	51,783.49	-66,262.69
UNDELIVERED ORDERS					-1,569,007.12	-	-	-	-1,545,397.07	-23,610.05
	SUBTOTAL 69		8502		-0-	1,866,623.43	-	4,100,727.18	-2,234,103.75	-0-
ADVANCES FROM STATE COOPERATING AGENCIES, FEDERAL HIGHWAY ADMINISTRATION										
FUND RESOURCES:										
UNDISBURSED FUNDS	NO YEAR 69		8054		330,650.27	-306,235.81	-	24,414.46	-	-
	FY 1976				330,650.27	-306,235.81	-	24,414.46	-	-
	SUBTOTAL									
TRANSITION QUARTER	NO YEAR 69		8054		-	367,304.83	-	8,292.62	3309,304.83	49,767.38
UNDISBURSED FUNDS	NO YEAR 69		8054		-	367,304.83	-	8,292.62	309,304.83	49,707.38
	TRANSITION QUARTER				-	-	-	-	-	-
	SUBTOTAL									
FUND EQUITIES:										
UNOBLIGATED BALANCE					-317,649.80	-	-	-	-282,942.42	-34,707.38
ACCOUNTS PAYABLE					-47	-	-	-	-47	-
UNDELIVERED ORDERS					-13,000.00	-	-	-	2,000.00	-15,000.00
	SUBTOTAL 69		8054		-0-	61,069.02	-	32,707.08	28,361.94	-0-
TOTAL, FEDERAL HIGHWAY ADMINISTRATION FY 1976 . . . . .					-	5,404,129,019.39	-	\$100,025,000.00	6,497,687,204.73	194,918,063.16
TOTAL, FEDERAL HIGHWAY ADMINISTRATION T.O.. . . . .					-	2,609,188,979.77	-	31,100,000.00	1,745,811,766.03	-556,224,034.76
NATIONAL HIGHWAY TRAFFIC SAFETY ADMINISTRATION										
GENERAL FUND ACCOUNTS										
TRAFFIC AND HIGHWAY SAFETY, NATIONAL HIGHWAY TRAFFIC SAFETY ADMINISTRATION										
FUND RESOURCES:										
UNDISBURSED FUNDS	NO YEAR 69		0650		29,728,533.04	15,870,000.00	-	21,139,609.06	-	( 24,458,923.98)
	1976				-	23,146,000.00	-	16,804,078.37	-	( 6,341,921.63)
	1975				5,722,560.86	-	-	4,177,997.55	-	( 1,544,563.31)
	1974				904,192.52	-	-	-402,160.20	-	( 1,306,352.72)
	1973-74				58,202.65	-	-	58,202.65	-	-
	PRIOR YEARS				1,305,026.89	-	-	660,457.25	-	( 644,569.64)
	SUBTOTAL FY 1976				37,718,515.96	39,016,000.00	-	42,438,184.68	-	( 34,296,331.28)
TRANSITION QUARTER	NO YEAR 69		0650		( 24,458,923.98)	4,830,000.00	-	3,247,265.80	-	26,041,658.18
UNDISBURSED FUNDS	NO YEAR 69		0650		( 6,341,921.63)	5,850,000.00	-	5,640,746.65	400,007.83	6,151,167.15
	1976				( 1,544,563.31)	-	-	5,093.22	-264,741.67	1,804,211.76
	1975				( 1,306,352.72)	-	-	89,744.18	298,279.86	-
	1974				-	-	-	-918,328.68	-	-
	1973-74				-	-	-	-	-	-
	PRIOR YEARS				( 644,569.64)	-	-	918,328.68	-	1,096,467.57
	SUBTOTAL TRANSITION QUARTER				( 34,296,331.28)	10,680,000.00	-	9,065,557.93	817,268.69	35,093,504.66
ACCOUNTS RECEIVABLE					9,109,627.08	-	-	-	600,693.59	8,508,933.49
UNFILLED CUSTOMER ORDERS					30,945,337.18	-	-	-	7,822,963.78	23,122,373.40
FUND EQUITIES:										
UNOBLIGATED BALANCE					-11,265,652.47	-	-	-	-401,205.37	-10,864,447.10
ACCOUNTS PAYABLE					-8,566,094.17	-	-	-	-3,738,079.10	-4,824,015.07
UNDELIVERED ORDERS					-57,941,733.58	-	-	-	-6,909,384.20	-51,032,349.38
	SUBTOTAL 69		0650		-0-	49,696,000.00	-	51,503,742.61	-1,807,742.61	-0-

TRAFFIC AND HIGHWAY SAFETY, FEDERAL HIGHWAY ADMINISTRATION										
FUND RESOURCES:										
UNDISBURSED FUNDS		PRIOR YEARS 69	0550	784,753.54				73,302.18		(711,451.36)
		SUBTOTAL FY 1976		784,753.54				73,302.18		(711,451.36)
TRANSITION QUARTER UNDISBURSED FUNDS		PRIOR YEARS 69	0550	(711,451.36)				45,798.01	46,862.92	618,790.43
		SUBTOTAL TRANSITION QUARTER		(711,451.36)				45,798.01	46,862.92	618,790.43
ACCOUNTS RECEIVABLE				16,657.02						16,657.02
FUND EQUITIES:										
ACCOUNTS PAYABLE				-21,872.58						-7,544.96
UNDELIVERED ORDERS				-779,537.98					-14,327.62	-627,902.49
		SUBTOTAL 69	0550	-0-					-151,635.49	-0-
CONSTRUCTION OF COMPLIANCE FACILITIES, NATIONAL HIGHWAY TRAFFIC SAFETY ADMINISTRATION								119,100.19	-119,100.19	-0-
FUND RESOURCES:										
UNDISBURSED FUNDS		NO YEAR 69	0653	30,418.71						(30,418.71)
		SUBTOTAL FY 1976		30,418.71						(30,418.71)
TRANSITION QUARTER UNDISBURSED FUNDS		NO YEAR 69	0653	(30,418.71)						30,418.71
		SUBTOTAL TRANSITION QUARTER		(30,418.71)						30,418.71
FUND EQUITIES:										
UNDELIVERED ORDERS				-30,418.71						-30,418.71
		SUBTOTAL 69	0653	-0-						-0-
STATE AND COMMUNITY HIGHWAY SAFETY, LIQUIDATION OF CONTRACT AUTHORIZATION, NATIONAL HIGHWAY TRAFFIC SAFETY ADMINISTRATION										
FUND RESOURCES:										
UNDISBURSED FUNDS		NO YEAR 69	0651	6,852,572.24	2,000,000.00			8,749,345.48		(103,226.76)
UNFUNDED CONTRACT AUTHORITY		NO YEAR 69	0651	5,549,599.98	9-2,000,000.00					(3,549,599.98)
		SUBTOTAL FY 1976		12,402,172.22				8,749,345.48		(3,652,826.74)
TRANSITION QUARTER UNDISBURSED FUNDS		NO YEAR 69	0651	(103,226.76)	500,000.00			-2,192,496.78		2,795,723.54
UNFUNDED CONTRACT AUTHORITY		NO YEAR 69	0651	(3,549,599.98)	10720,001.00					4,269,600.98
		SUBTOTAL TRANSITION QUARTER		(3,652,826.74)	1,220,001.00			-2,192,496.78		7,065,324.52
ACCOUNTS RECEIVABLE				1,431,491.06						3,103,357.54
UNFILLED CUSTOMER ORDERS				69,102,193.24					-1,671,866.48	102,694,392.47
FUND EQUITIES:									-33,592,199.23	
UNOBLIGATED BALANCE				-3,870,580.00						-3,306,592.00
ACCOUNTS PAYABLE				-2,837,286.32					-563,988.00	-1,519,132.47
UNDELIVERED ORDERS				-76,227,990.20					-1,318,153.85	-108,037,350.06
		SUBTOTAL 69	0651	-0-	1,220,001.00			6,556,848.70	-5,336,847.70	-0-
TRUST FUND ACCOUNTS										
TRUST FUND SHARE OF TRAFFIC SAFETY PROGRAMS, NATIONAL HIGHWAY TRAFFIC SAFETY ADMINISTRATION										
FUND RESOURCES:										
UNDISBURSED FUNDS		NO YEAR 69	8016			100,025,000.00		100,025,000.00		
UNFUNDED CONTRACT AUTHORITY		NO YEAR 69	8016	308,871,104.00	10-12,500,000.00					(296,371,104.00)
		SUBTOTAL FY 1976		308,871,104.00	-12,500,000.00	100,025,000.00		100,025,000.00		(296,371,104.00)
TRANSITION QUARTER UNDISBURSED FUNDS		NO YEAR 69	8016			31,100,000.00		31,100,000.00		
UNFUNDED CONTRACT AUTHORITY		NO YEAR 69	8016	(296,371,104.00)	10105,029,999.00					
		SUBTOTAL TRANSITION QUARTER		(296,371,104.00)	105,029,999.00	31,100,000.00		31,100,000.00	2147,033,900.00	354,367,203.00
ACCOUNTS RECEIVABLE				5,448,656.79					47,033,900.00	354,367,203.00
FUND EQUITIES:									3,929,524.32	1,519,132.47
UNOBLIGATED BALANCE				-239,768,910.76						
UNDELIVERED ORDERS				-74,550,850.03					13,423,032.24	34-253,191,943.00
		SUBTOTAL 69	8016	-0-	92,529,999.00	131,125,000.00		131,125,000.00	28,143,542.44	-102,694,392.47
GIFTS AND DONATIONS, NATIONAL HIGHWAY TRAFFIC SAFETY ADMINISTRATION									92,529,999.00	-0-
FUND RESOURCES:										
UNDISBURSED FUNDS		NO YEAR 69	8548	11,309.82				28.77		(11,281.05)
		SUBTOTAL FY 1976		11,309.82				28.77		(11,281.05)
TRANSITION QUARTER UNDISBURSED FUNDS		NO YEAR 69	8548	(11,281.05)						11,281.05
		SUBTOTAL TRANSITION QUARTER		(11,281.05)						11,281.05
FUND EQUITIES:										
UNOBLIGATED BALANCE				-11,309.82						-11,281.05
		SUBTOTAL 69	8548	-0-				28.77	-28.77	-0-
TOTAL, NATIONAL HIGHWAY TRAFFIC SAFETY ADMINISTRATION FY 1976					26,516,000.00	100,025,000.00	151,285,861.11			
TOTAL, NATIONAL HIGHWAY TRAFFIC SAFETY ADMINISTRATION T.O.					116,930,000.00	31,100,000.00	38,018,859.16	85,266,279.73		

FOOTNOTES AT END OF CHAPTER

Appropriations, Outlays, and Balances - Continued

Appropriation or Fund Account		Account symbol			Balances beginning of fiscal year 1/	Appropriations and other obligational authority 2/	Transfers, borrowings, and investments (net) 3/	Outlays (net)	Balances withdrawn and other transactions 4/	Balances end of fiscal year 5/
Title	Period of availability	Dept. Reg.	Account Tr. From No.	Sub. No.						
FEDERAL RAILROAD ADMINISTRATION										
GENERAL FUND ACCOUNTS										
SALARIES AND EXPENSES, OFFICE OF THE ADMINISTRATOR, FEDERAL RAILROAD ADMINISTRATION										
FUND RESOURCES:										
UNDISBURSED FUNDS	1976 69		0700		---	\$6,075,000.00	---	\$5,167,188.08	---	(\$907,811.92)
	1975				\$837,677.90	---	---	782,197.79	---	(55,480.11)
	1974				9,809.45	---	---	111.68	---	(9,697.77)
	PRIOR YEARS				9,622.90	---	---	-344.74	---	(9,967.64)
	SUBTOTAL FY 1976				857,110.25	6,075,000.00	---	5,949,152.81	---	(982,957.44)
TRANSITION QUARTER										
UNDISBURSED FUNDS	1976 69		0700		(907,811.92)	1,456,000.00	---	1,393,027.34	\$14,536.19	956,248.39
	1975				(55,480.11)	---	---	502.49	38,199.15	16,778.47
	1974				(9,697.77)	---	-\$2,003.86	---	7,693.91	---
	PRIOR YEARS				(9,967.64)	---	2,003.86	285.15	1,117.32	10,569.03
	SUBTOTAL TRANSITION QUARTER				(982,957.44)	1,456,000.00	---	1,393,814.98	61,546.57	983,595.89
ACCOUNTS RECEIVABLE UNFILLED CUSTOMER ORDERS					43,421.79	---	---	---	31,511.72	11,910.07
FUND EQUITIES:					---	---	---	---	-38,454.75	38,454.75
ACCOUNTS PAYABLE UNDELIVERED ORDERS					-440,219.04	---	---	---	-133,444.04	-306,775.00
					-460,313.00	---	---	---	266,872.71	-727,185.71
	SUBTOTAL 69		0700		-0-	7,531,000.00	---	7,342,967.79	188,032.21	-0-
RAILROAD SAFETY, FEDERAL RAILROAD ADMINISTRATION										
FUND RESOURCES:										
UNDISBURSED FUNDS	1976 69		0702		---	16,450,000.00	---	11,207,891.52	---	(5,242,108.48)
	1975				2,794,786.83	---	700,000.00	3,261,923.71	---	(232,863.12)
	1974				305,590.67	---	---	227,846.61	---	(77,744.06)
	PRIOR YEARS				3,870.01	---	---	-512.00	---	(4,382.01)
	SUBTOTAL FY 1976				3,104,247.51	16,450,000.00	700,000.00	14,697,149.84	---	(5,557,097.67)
TRANSITION QUARTER										
UNDISBURSED FUNDS	1976 69		0702		(5,242,108.48)	4,100,000.00	---	3,737,544.56	546,164.29	5,058,399.63
	1975				(232,863.12)	---	---	35,294.50	15,973.62	181,555.00
	1974				(77,744.06)	---	-52,498.37	2,015.20	23,230.49	---
	PRIOR YEARS				(4,382.01)	---	52,498.37	3,220.00	-3,160.74	56,821.12
	SUBTOTAL TRANSITION QUARTER				(5,557,097.67)	4,100,000.00	---	3,778,074.26	582,207.66	5,296,815.75
ACCOUNTS RECEIVABLE UNFILLED CUSTOMER ORDERS					816,323.46	---	---	---	816,323.46	---
FUND EQUITIES:					---	---	---	---	-292,138.61	292,138.61
ACCOUNTS PAYABLE UNDELIVERED ORDERS					-1,003,552.44	---	---	---	-314,038.23	-689,514.21
					-2,917,018.53	---	---	---	1,982,421.62	-4,899,440.15
	SUBTOTAL 69		0702		-0-	20,550,000.00	700,000.00	18,475,224.10	2,774,775.90	-0-
RAILROAD RESEARCH, FEDERAL RAILROAD ADMINISTRATION										
FUND RESOURCES:										
UNDISBURSED FUNDS	NO YEAR 69		0703		3,949,263.11	---	---	2,821,398.87	---	(1,127,864.24)
	PRIOR YEARS				14,119.14	---	---	---	---	(14,119.14)
	SUBTOTAL FY 1976				3,963,382.25	---	---	2,821,398.87	---	(1,141,983.38)
TRANSITION QUARTER										
UNDISBURSED FUNDS	NO YEAR 69		0703		(1,127,864.24)	---	---	185,815.93	---	942,048.31
	PRIOR YEARS				(14,119.14)	---	---	---	2,882.99	11,236.15
	SUBTOTAL TRANSITION QUARTER				(1,141,983.38)	---	---	185,815.93	2,882.99	953,284.46
ACCOUNTS RECEIVABLE UNFILLED CUSTOMER ORDERS					292,798.64	---	---	---	292,798.64	---
FUND EQUITIES:					---	---	---	---	-289,358.64	289,358.64
UNOBLIGATED BALANCE					---	---	---	---	84,518.64	-84,518.64
ACCOUNTS PAYABLE UNDELIVERED ORDERS					-674,456.56	---	---	---	-574,456.56	-100,000.00
					-3,581,724.33	---	---	---	-2,523,599.87	-1,058,124.46
	SUBTOTAL 69		0703		-0-	---	---	3,007,214.80	-3,007,214.80	-0-
RAILROAD RESEARCH AND DEVELOPMENT, FEDERAL RAILROAD ADMINISTRATION										
FUND RESOURCES:										
UNDISBURSED FUNDS	NO YEAR 69		0745		38,342,193.25	64,150,000.00	-1,250,000.00	40,242,411.91	---	(60,999,781.34)
TRANSFER TO:										
TRANSPORTATION, OFFICE OF THE SECRETARY	NO YEAR 69		0745	1	---	---	550,000.00	---	---	(550,000.00)
TRANSPORTATION, FEDERAL HIGHWAY ADMINISTRATION	NO YEAR 69		0745	5	7,455,355.55	---	---	5,377,034.11	---	(2,078,321.44)
	SUBTOTAL FY 1976				45,797,548.80	64,150,000.00	-700,000.00	45,619,446.02	---	(63,628,102.78)

TRANSITION QUARTER UNDISBURSED FUNDS	NO YEAR 69	0745	(60,999,781.34)	15,650,000.00	70,000.00	13,477,430.27	- - - - -	63,242,351.07
TRANSFER TO: TRANSPORTATION, OFFICE OF THE SECRETARY	NO YEAR 69	0745	1 (550,000.00)	- - - - -	230,000.00	- - - - -	- - - - -	780,000.00
TRANSPORTATION, FEDERAL HIGHWAY ADMINISTRATION	NO YEAR 69	0745	5 (2,078,321.44)	- - - - -	-300,000.00	316,316.98	- - - - -	1,462,004.46
SUBTOTAL TRANSITION QUARTER			(63,628,102.78)	15,650,000.00	- - - - -	13,793,747.25	- - - - -	65,484,355.53
ACCOUNTS RECEIVABLE			8,731,392.80	- - - - -	- - - - -	- - - - -	7,251,140.91	1,480,251.89
UNFILLED CUSTOMER ORDERS			- - - - -	- - - - -	- - - - -	- - - - -	-10,558,724.07	10,558,724.07
FUND EQUITIES:								
UNOBLIGATED BALANCE			-20,099,787.28	- - - - -	- - - - -	- - - - -	7,810,600.99	-27,910,388.27
ACCOUNTS PAYABLE			-1,942,817.32	- - - - -	- - - - -	- - - - -	639,126.29	-2,581,943.61
UNDELIVERED ORDERS			-32,486,337.00	- - - - -	- - - - -	- - - - -	14,544,662.61	-47,030,999.61
SUBTOTAL 69	0745		-0-	79,800,000.00	-700,000.00	59,413,193.27	19,686,806.73	-0-
GRANTS-IN-AID FOR RAILROAD SAFETY, FEDERAL RAILROAD ADMINISTRATION								
FUND RESOURCES:								
UNDISBURSED FUNDS	NO YEAR 69	0706	911,724.12	1,500,000.00	- - - - -	206,788.00	- - - - -	(2,204,936.12)
1974			1,500,000.00	- - - - -	- - - - -	- - - - -	- - - - -	(1,500,000.00)
SUBTOTAL FY 1976			2,411,724.12	1,500,000.00	- - - - -	206,788.00	- - - - -	(3,704,936.12)
TRANSITION QUARTER UNDISBURSED FUNDS	NO YEAR 69	0706	(2,204,936.12)	375,000.00	- - - - -	9,936.23	- - - - -	2,569,999.89
1974			(1,500,000.00)	- - - - -	- - - - -	- - - - -	- - - - -	1,500,000.00
SUBTOTAL TRANSITION QUARTER			(3,704,936.12)	375,000.00	- - - - -	9,936.23	- - - - -	4,069,999.89
FUND EQUITIES:								
UNOBLIGATED BALANCE			-2,231,446.00	- - - - -	- - - - -	- - - - -	1,193,747.24	35-3,425,193.24
UNDELIVERED ORDERS			-180,278.12	- - - - -	- - - - -	- - - - -	464,528.53	-644,806.65
SUBTOTAL 69	0706		-0-	1,875,000.00	- - - - -	216,724.23	1,658,275.77	-0-
RAIL SERVICE ASSISTANCE, FEDERAL RAILROAD ADMINISTRATION								
FUND RESOURCES:								
UNDISBURSED FUNDS	NO YEAR 69	0122	18,478,350.76	350,130,000.00	54,001,386.15	378,927,345.15	- - - - -	(43,682,391.76)
AUTHORITY TO BORROW FROM THE TREASURY			- - - - -	54,001,386.15	-54,001,386.15	- - - - -	- - - - -	- - - - -
SUBTOTAL FY 1976			18,478,350.76	404,131,386.15	- - - - -	378,927,345.15	- - - - -	(43,682,391.76)
TRANSITION QUARTER UNDISBURSED FUNDS	NO YEAR 69	0122	(43,682,391.76)	15,300,000.00	-15,000.00	4,669,282.93	- - - - -	54,298,108.83
TRANSFER TO: FEDERAL HIGHWAY ADMINISTRATION	NO YEAR 69	0122	5 - - - - -	- - - - -	15,000.00	- - - - -	- - - - -	15,000.00
SUBTOTAL TRANSITION QUARTER			(43,682,391.76)	15,300,000.00	- - - - -	4,669,282.93	- - - - -	54,313,108.83
UNFILLED CUSTOMER ORDERS			- - - - -	- - - - -	- - - - -	- - - - -	-1,258,158.25	1,258,158.25
FUND EQUITIES:								
UNOBLIGATED BALANCE			-18,357,740.76	- - - - -	- - - - -	- - - - -	-7,950,458.53	-10,407,282.23
ACCOUNTS PAYABLE			- - - - -	- - - - -	- - - - -	- - - - -	21,121.21	-21,121.21
UNDELIVERED ORDERS			-120,610.00	- - - - -	- - - - -	- - - - -	45,022,253.64	-45,142,863.64
SUBTOTAL 69	0122		-0-	419,431,386.15	- - - - -	383,596,628.08	35,834,758.07	-0-
GRANTS TO THE NATIONAL RAILROAD PASSENGER CORPORATION, FEDERAL RAILROAD ADMINISTRATION								
FUND RESOURCES:								
UNDISBURSED FUNDS	NO YEAR 69	0704	- - - - -	471,200,000.00	- - - - -	354,490,192.00	- - - - -	(116,709,808.00)
SUBTOTAL FY 1976			- - - - -	471,200,000.00	- - - - -	354,490,192.00	- - - - -	(116,709,808.00)
TRANSITION QUARTER UNDISBURSED FUNDS	NO YEAR 69	0704	(116,709,808.00)	130,000,000.00	- - - - -	117,347,805.00	- - - - -	129,362,003.00
SUBTOTAL TRANSITION QUARTER			(116,709,808.00)	130,000,000.00	- - - - -	117,347,805.00	- - - - -	129,362,003.00
FUND EQUITIES:								
UNOBLIGATED BALANCE			- - - - -	- - - - -	- - - - -	- - - - -	126,930,984.00	-126,930,984.00
UNDELIVERED ORDERS			- - - - -	- - - - -	- - - - -	- - - - -	2,431,019.00	-2,431,019.00
SUBTOTAL 69	0704		-0-	601,200,000.00	- - - - -	471,837,997.00	129,362,003.00	-0-
EMERGENCY RAIL FACILITIES RESTORATION, FEDERAL RAILROAD ADMINISTRATION								
FUND RESOURCES:								
UNDISBURSED FUNDS	1973-75 69	0705	1,432,483.61	- - - - -	- - - - -	45,136.94	- - - - -	(1,387,346.67)
SUBTOTAL FY 1976			1,432,483.61	- - - - -	- - - - -	45,136.94	- - - - -	(1,387,346.67)
TRANSITION QUARTER UNDISBURSED FUNDS	1973-75 69	0705	(1,387,346.67)	- - - - -	- - - - -	- - - - -	.02	1,387,346.65
SUBTOTAL TRANSITION QUARTER			(1,387,346.67)	- - - - -	- - - - -	- - - - -	.02	1,387,346.65
FUND EQUITIES:								
UNDELIVERED ORDERS			-1,432,483.61	- - - - -	- - - - -	- - - - -	-45,136.96	-1,387,346.65
SUBTOTAL 69	0705		-0-	- - - - -	- - - - -	45,136.94	-45,136.94	-0-

Appropriations, Outlays, and Balances - Continued

Appropriation or Fund Account		Account symbol			Balances beginning of fiscal year 1/	Appropriations and other obligatory authority 2/	Transfers, borrowings, and investments (net) 3/	Outlays (net)	Balances withdrawn and other transactions 4/	Balances end of fiscal year 5/
Title	Period of availability	Dept. Reg.	Tr. From	Account No.						
FEDERAL RAILROAD ADMINISTRATION-CONTINUED										
GENERAL FUND ACCOUNTS-CONTINUED										
NORTHEAST CORRIDOR IMPROVEMENT PROGRAM, FEDERAL RAILROAD ADMINISTRATION										
FUND RESOURCES:										
UNDISBURSED FUNDS				0123	---	\$25,000,000.00	---	---	---	(\$25,000,000.00)
		NO YEAR 69			---	25,000,000.00	---	---	---	(25,000,000.00)
		FY 1976			---		---	---	---	
		SUBTOTAL			---		---	---	---	
TRANSITION QUARTER				0123	(\$25,000,000.00)	25,000,000.00	---	\$7,329.00	---	49,992,671.00
UNDISBURSED FUNDS		NO YEAR 69			(25,000,000.00)	25,000,000.00	---	7,329.00	---	49,992,671.00
		TRANSITION QUARTER			---		---	---	---	
		SUBTOTAL			---		---	---	---	
FUND EQUITIES:					---	---	---	---	\$29,147,271.00	-29,147,271.00
UNOBLIGATED BALANCE					---	---	---	---	20,845,400.00	-20,845,400.00
UNDELIVERED ORDERS					---	---	---	---	49,992,671.00	-0-
		SUBTOTAL 69		0123	-0-	50,000,000.00	---	7,329.00		
PUBLIC ENTERPRISE FUNDS										
ALASKA RAILROAD REVOLVING FUND										
FUND RESOURCES:										
UNDISBURSED FUNDS				4400	11,318,597.07	9,000,000.00	---	241,492.15	---	(20,077,104.92)
		NO YEAR 69			---	9,000,000.00	---	241,492.15	---	(20,077,104.92)
		FY 1976			11,318,597.07	9,000,000.00	---	---	---	
		SUBTOTAL			---		---	---	---	
TRANSITION QUARTER				4400	(20,077,104.92)	---	---	8,360,271.87	---	11,716,833.05
UNDISBURSED FUNDS		NO YEAR 69			(20,077,104.92)	---	---	8,360,271.87	---	11,716,833.05
		TRANSITION QUARTER			8,514,992.00	---	---	---	971,249.91	7,543,742.09
		SUBTOTAL			---		---	---	---	
ACCOUNTS RECEIVABLE					---	---	---	---	---	
FUND EQUITIES:					-8,019,178.91	---	---	---	-2,813,406.28	-5,205,772.63
UNOBLIGATED BALANCE					-5,281,894.45	---	---	---	954,960.50	-6,236,854.95
ACCOUNTS PAYABLE					-6,532,515.71	---	---	---	1,285,431.85	-7,817,947.56
UNDELIVERED ORDERS					-0-	9,000,000.00	---	8,601,764.02	398,235.98	-0-
		SUBTOTAL 69		4400	---		---	---	---	
TOTAL, FEDERAL RAILROAD ADMINISTRATION FY 1976 . . . . .					---	997,506,386.15	---	802,998,101.78	---	---
TOTAL, FEDERAL RAILROAD ADMINISTRATION T.Q.. . . . .					---	191,881,000.00	---	149,546,077.45	236,843,206.92	---
URBAN MASS TRANSPORTATION ADMINISTRATION										
GENERAL FUND ACCOUNTS										
ADMINISTRATIVE EXPENSES, URBAN MASS TRANSPORTATION ADMINISTRATION										
FUND RESOURCES:										
UNDISBURSED FUNDS		1976 69		0800	---	10,300,000.00	-\$10,300,000.00	---	---	---
		1975			170,000.00	---	-170,000.00	---	---	---
		1973			---	---	26.29	---	---	(26.29)
		FY 1976			170,000.00	10,300,000.00	-10,469,973.71	---	---	(26.29)
		SUBTOTAL			---		---	---	---	
TRANSITION QUARTER				0800	---	2,900,000.00	-2,900,000.00	---	---	---
UNDISBURSED FUNDS		1976 69			---	---	---	---	---	---
		1975			(26.29)	---	---	---	26.29	---
		1973			(26.29)	2,900,000.00	-2,900,000.00	---	26.29	---
		SUBTOTAL			---		---	---	---	
FUND EQUITIES:					-170,000.00	---	---	---	-170,000.00	---
ACCOUNTS PAYABLE					-0-	13,200,000.00	-13,369,973.71	---	-169,973.71	-0-
		SUBTOTAL 69		0800	---		---	---	---	
PUBLIC ENTERPRISE FUNDS										
URBAN MASS TRANSPORTATION FUND, URBAN MASS TRANSPORTATION ADMINISTRATION, DEPARTMENT OF TRANSPORTATION										
FUND RESOURCES:										
UNDISBURSED FUNDS		NO YEAR 69		4119	101,549,455.02	1,543,300,000.00	10,229,173.71	1,320,124,343.88	---	(334,954,284.85)
TRANSFER TO:						---	---	---	---	---
FEDERAL HIGHWAY ADMINISTRATION		NO YEAR 69		4119 5	1,090,012.40	---	240,800.00	778,579.74	---	(552,232.66)
FEDERAL RAILROAD ADMINISTRATION		NO YEAR 69		4119 7	1,679,420.01	---	---	1,182,016.56	---	(497,403.45)
UNFUNDED CONTRACT AUTHORITY		NO YEAR 69		4119	13,370,494,305.00	20-45,031,029.00	---	---	2164,300,000.00	(13,261,163,276.00)
		FY 1976			13,474,813,192.43	1,498,268,971.00	10,469,573.71	1,322,084,940.18	64,300,000.00	(13,597,167,196.96)

TRANSITION QUARTER UNDISBURSED FUNDS	NO YEAR 69	4119	(334,954,284.85)	336,500,000.00	2,900,000.00	286,723,235.80	---	387,631,049.05
TRANSFER TO:								
FEDERAL HIGHWAY ADMINISTRATION	NO YEAR 69	4119	(552,232.66)	---	---	10,561.23	---	541,671.43
FEDERAL RAILROAD ADMINISTRATION	NO YEAR 69	4119	(497,403.45)	---	---	258,992.43	---	238,411.02
UNFUNDED CONTRACT AUTHORITY	NO YEAR 69	4119	(13,261,163,276.00)	<sup>9</sup> -325,000,000.00	---	---	<sup>21</sup> -564,262,645.00	13,500,425,921.00
SUBTOTAL TRANSITION QUARTER			(13,597,167,196.56)	11,500,000.00	2,900,000.00	286,992,789.46	-564,262,645.00	13,888,837,052.50
ACCOUNTS RECEIVABLE			3,968,898.92	---	---	---	2,675,984.66	1,292,914.26
FUND EQUITIES:								
UNOBLIGATED BALANCE			-11,269,102,854.13	---	---	---	373,515,010.76	<sup>16</sup> -11,642,617,864.89
ACCOUNTS PAYABLE			-580,787,674.88	---	---	---	-114,128,257.49	-466,659,417.39
UNDELIVERED ORDERS			-1,628,891,562.34	---	---	---	151,961,122.14	-1,780,852,684.48
SUBTOTAL 69	4119		-0-	1,509,768,971.00	13,369,973.71	1,609,077,729.64	-85,938,784.93	-0-
TOTAL, URBAN MASS TRANSPORTATION ADMINISTRATION FY 1976 . . . . .			---	1,508,568,971.00	---	1,322,084,940.18	64,300,000.00	---
TOTAL, URBAN MASS TRANSPORTATION ADMINISTRATION T.Q. . . . .			---	14,400,000.00	---	286,992,789.46	-150,408,758.64	---
SAINT LAWRENCE SEAWAY DEVELOPMENT CORPORATION								
PUBLIC ENTERPRISE FUNDS								
SAINT LAWRENCE SEAWAY DEVELOPMENT CORPORATION FUND								
FUND RESOURCES:								
UNDISBURSED FUNDS	NO YEAR 69	4089	3,202,209.65	---	-1,400,000.00	-1,728,272.18	---	(3,530,481.83)
AUTHORITY TO BORROW FROM THE TREASURY			6,200,000.00	---	1,400,000.00	---	<sup>37</sup> 1,400,000.00	(6,200,000.00)
SUBTOTAL FY 1976			9,402,209.65	---	---	-1,728,272.18	1,400,000.00	(9,730,481.83)
TRANSITION QUARTER UNDISBURSED FUNDS	NO YEAR 69	4089	(3,530,481.83)	---	---	-1,872,119.35	---	5,402,601.18
AUTHORITY TO BORROW FROM THE TREASURY			(6,200,000.00)	---	---	---	---	6,200,000.00
SUBTOTAL TRANSITION QUARTER			(9,730,481.83)	---	---	-1,872,119.35	---	11,602,601.18
ACCOUNTS RECEIVABLE			882,935.98	---	---	---	-361,897.12	1,244,833.10
FUND EQUITIES:								
UNOBLIGATED BALANCE			-8,639,417.93	---	---	---	1,237,792.52	-9,877,210.45
ACCOUNTS PAYABLE			-1,008,262.46	---	---	---	1,035,832.53	-2,044,054.99
UNDELIVERED ORDERS			-637,465.24	---	---	---	288,663.60	-926,128.84
SUBTOTAL 69	4089		-0-	---	---	-3,600,391.53	3,600,391.53	-0-
TOTAL, SAINT LAWRENCE SEAWAY DEVELOPMENT CORPORATION FY 1976 . . . . .			---	---	---	-1,728,272.18	1,400,000.00	---
TOTAL, SAINT LAWRENCE SEAWAY DEVELOPMENT CORPORATION T.Q. . . . .			---	---	---	-1,872,119.35	2,200,391.53	---
DEDUCTIONS FOR OFFSETTING RECEIPTS <sup>38</sup>								
PROPRIETARY RECEIPTS FROM THE PUBLIC			---	-36,532,330.63	---	-36,532,330.63	---	---
TRANSITION QUARTER PROPRIETARY RECEIPTS FROM THE PUBLIC			---	-10,330,908.31	---	-10,330,908.31	---	---
TOTAL FY 1976 . . . . .			---	-36,532,330.63	---	-36,532,330.63	---	---
TOTAL T.Q. . . . .			---	-10,330,908.31	---	-10,330,908.31	---	---
TOTAL, DEPARTMENT OF TRANSPORTATION FY 1976 . . . . .			---	11,444,748,382.22	59,329.81	11,936,056,356.78	260,618,063.16	---
TOTAL, DEPARTMENT OF TRANSPORTATION T.Q. . . . .			---	6,507,351,079.22	---	3,002,507,422.61	2,752,576,948.70	---



**Appropriations, Outlays, and Balances**

1 Amounts in parentheses represent non-add balances at the end of fiscal year 1976 and at the beginning of the transition quarter. Obligation data is shown at the beginning of fiscal year 1976 and at the end of the transition quarter only.

2 The amounts in this column, unless otherwise footnoted, represent appropriations, increases in borrowing authority or new contract authority. Appropriation accounts with appropriation transfer activity are presented in Table 1 (Appropriations and appropriation transfers) at the end of the chapter. For further detail on appropriations, increases in borrowing authority and new contract authority; see Tables 1, 3 and 7 respectively in Part Four - Information Tables.

3 For detail of transfer activity by account see Table 2 (Transfers - Other than Appropriation Transfers) at end of chapter. Amounts not appearing in Table 2, unless otherwise footnoted, represent transfers of obligated balances from lapsed appropriations to merged prior-year accounts pursuant to 31 U.S.C. 701, borrowings (net) or investments (net).

4 The amounts in this column, unless otherwise footnoted, represent unobligated balances withdrawn or restored pursuant to 31 U.S.C. 701 and changes in unfilled customer orders, accounts receivable, accounts payable, undelivered orders and unobligated balances.

5 Unobligated balance represents no-year or unexpired multiple-year account unless otherwise footnoted.

6 Subject to disposition by the administrative agency.

7 Unobligated - unavailable.

8 Represents:  
 Transfer of obligated balance from lapsed appropriation to merged prior-year account pursuant to 31 U.S.C. 701----- -\$1,010,967.62  
 Redemption of Government agency securities.----- -48,060.54

9 Represents appropriations to liquidate.

10 Represents:

	New Contract Authority	Appropriations to Liquidate
69X0651	\$1,220,001.00	-\$500,000.00
69X8009	56,012,499.00	-3,000,000.00
69X8016	124,529,999.00	-19,500,000.00
69X8018	478,788,124.00	-75,000,000.00
69-20X8102	2,839,000,000.00	-2,373,950,000.00
69X8106	2,735,000,000.00	-142,500,000.00
69X8265	90,000.00	-104,670.25

11 Excludes unrequisioned appropriation of \$182,932,000.00 not drawn from 21X8103 "Airport and Airway Trust Fund."

12 Excludes unrequisioned appropriation of \$523,781,300.00 not drawn from 20X8103 "Airport and Airway Trust Fund." (Unobligated balance of \$387,364.46, applicable to expired multiple-year account, 694/68107, to be withdrawn subsequently by non-expenditure transfer authorization, and transferred to 20X8103, "Airport and Airway Trust Fund.")

13 Excludes unrequisioned appropriation of \$14,957,000.00 from 20X8103 "Airport and Airway Trust Fund."

14 Excludes \$1,882,648.96 refund of taxes.

15 Includes:  
 Net investment in U.S. public debt securities.----- -\$593,023,000.00

16 Excludes \$579,032.13 refund of taxes.

17 Includes:  
 Net investment in U.S. public debt securities.----- -\$183,030,000.00

18 Unobligated-unavailable; \$193,388.60 to be withdrawn subsequently by non-expenditure transfer authorization and transferred to 20X8103, "Airport and Airway Trust Fund."

19 Includes \$709.88 that is unobligated - unavailable.

20 Represents:

	New Contract Authority	Appropriations to Liquidate
69X0556	\$8,000,000.00	-\$4,000,000.00
69X4119	1,231,268,971.00	-1,276,300,000.00
69X8016	56,500,000.00	-69,000,000.00
69X8018	125,000,000.00	-300,000,000.00
69X8102	5,000,000,000.00	-5,433,800,000.00
69X8265	500,245.00	-353,988.75
69X8632	352,947.70	-2,571,000.00

21 For further detail see Table 7 - Part Four - Information Tables.

22 Excludes unrequisioned appropriation in the amount of \$18,000,000.00 (Public Law 94-134, November 24, 1975) resulting in an unobligated balance available for obligation in the amount of \$814,088,961.86.

23 Excludes \$183,035,115.67 refund of taxes.

24 Includes:  
 Net redemption of U.S. public debt securities.----- \$505,346,000.00

25 Excludes \$8,522,306.61 refund of taxes.

26 Includes:  
 Net redemption of U.S. public debt securities.----- \$78,601,000.00

27 Excludes unrequisioned appropriation in the amount of \$94,950,000.00 (Public Law 94-134, November 24, 1975) resulting in an unobligated balance available for obligation in the amount of \$9,009,228,336.20.

28 Excludes unrequisioned appropriation in the amount of \$4,480,362.69 (Public Law 94-134, November 24, 1975) resulting in an unobligated balance available for obligation in the amount of \$657,406.66.

29 Excludes unrequisioned appropriation in the amount of \$3,044,000.00 (Public Law 92-74, August 10, 1971 and Public Law 93-391, August 28, 1974) resulting in an unobligated balance available for obligation in the amount of \$594,000.00.

30 Excludes unrequisioned appropriation in the amount of \$21,885,000.00 (Public Law 94-280, May 5, 1976 and Public Law 94-134, November 24, 1975) resulting in an unobligated balance available for obligation in the amount of \$197,603,609.20.

31 Excludes unrequisioned appropriation in the amount of \$2,250,000.00 (Public Law 94-134, November 24, 1975) resulting in an unobligated balance available for obligation in the amount of \$2,229,491.48.

32 Includes \$309,304.83 readjustment of prior-year receipts.

33 Represents readjustment of prior-year receipts.

34 Excludes unrequisioned appropriation in the amount of \$19,030,700.29 (Public Law 94-134 dated November 24, 1975). Addition of this amount to the unobligated balance shown above results in a total of \$272,222,643.29 available for obligation for the State and Community Highway Safety Program. Also excludes unrequisioned appropriation in the amount of \$26,155,789.39 (Public Law 93-391, August 28, 1974; Public Law 93-134, November 24, 1975 and Public Law 94-387, August 14, 1976) under the Traffic and Highway Safety Program. The \$26,155,789.39 is composed of unpaid and undelivered orders, \$22,906,883.40; accounts payable and other liabilities, \$747,344.72 and unobligated balance available for obligation, \$2,501,561.27.

35 Includes \$1,500,000.00 which is available until expended pursuant to Public Law 93-391. To be transferred in fiscal year 1977 to the no year account.

36 Includes \$1,857,808,056.11 which is subject to disposition by the administrative agency.

37 For further detail see Table 3 - Part Four - Information Tables.

38 For detail by account see Table C - "Receipts by Organizational Unit."

TABLE 1 - APPROPRIATIONS AND APPROPRIATION TRANSFERS

Account Symbol	Net Appropriations and Appropriation Transfers	Appropriation Amount	Net Appropriation Transfers	Detail of Appropriation Transfers		
				Accounts Involved	Amount From, Or To (-)	Citation of Law
20X8102	-\$25,000,000.00		-\$25,000,000.00	69X8402	-\$25,000,000.00	23 USC 108
69X8402	25,000,000.00		25,000,000.00		25,000,000.00	23 USC 108
TOTAL (FY)	<u>\$0</u>		<u>\$0</u>		<u>\$0</u>	
20X8102	-\$10,000,000.00		-\$10,000,000.00	69X8402	-\$10,000,000.00	23 USC 308 88 STAT. 774
69X8402	10,000,000.00		10,000,000.00	20X8102	10,000,000.00	23 USC 308 88 STAT. 774
TOTAL (TQ)	<u>\$0</u>		<u>\$0</u>		<u>\$0</u>	

\* Appropriations to accounts which did not have appropriation transfer activity during the fiscal year and transition quarter are not included in this table.

TABLE 2 - TRANSFERS (OTHER THAN APPROPRIATION TRANSFERS - TABLE 1 )

Account Symbol	Net Transfers	Details of Transfers		
		Accounts Involved	Amount From Or To (-)	Citation of Law
69X0102	-\$175,000.00	69X0102(07)	-\$175,000.00	31 USC 686,686-1
6960102	-10,000.00	6960102(06)	-10,000.00	31 USC 686,686-1
6960102(06)	10,000.00	6960102	10,000.00	31 USC 686,686-1
69X0102(07)	175,000.00	69X0102	175,000.00	31 USC 686,686-1
69X0142	-95,000.00	69X0142(06)	-95,000.00	31 USC 686,686-1
69X0142(06)	95,000.00	69X0142	95,000.00	31 USC 686,686-1
69X0245	-10,000,000.00	69X5168	-10,000,000.00	89 STAT. 698
69X5168	10,000,000.00	69X0245	10,000,000.00	89 STAT. 698
6961301	-44,748,000.00	69X0106	4,500,000.00	89 STAT. 698
		69X1358	1,500,000.00	89 STAT. 698
		97-6961301	-50,748,000.00	31 USC 686,686-1
97-6961301	50,748,000.00	6961301	50,748,000.00	31 USC 686,686-1
69X1333	-144,000.00	69X1333(05)	-144,000.00	81 STAT. 314
696/81333	-275,000.00	696/81333(05)	-275,000.00	89 STAT. 699
695/71333	-1,016,000.00	695/71333(05)	-1,016,000.00	88 STAT. 772
69X1333(05)	144,000.00	69X1333	144,000.00	81 STAT. 314
696/81333(05)	275,000.00	696/81333	275,000.00	89 STAT. 699
695/71333(05)	1,016,000.00	695/71333	1,016,000.00	88 STAT. 772
69X0106	-4,500,000.00	6961301	-4,500,000.00	89 STAT. 698
69X1358	-1,500,000.00	6961301	-1,500,000.00	89 STAT. 698
69X8106	274,889,231.00	20X8103	274,889,231.00	88 STAT. 771,772
69X8107	77,723,000.00	20X8103	77,723,000.00	88 STAT. 771,772
695/78107	58,944,000.00	20X8103	58,944,000.00	88 STAT. 771,772
694/68107	59,047,000.00	20X8103	59,047,000.00	87 STAT. 332
69X8108	68,170,000.00	20X8103	68,170,000.00	88 STAT. 771,772
20X8103	-538,292,696.86	69M8104	421,204.33	31 USC 701, 708
		69X8106	-274,889,231.00	88 STAT. 771,772
		69X8107	-77,723,000.00	88 STAT. 771,772
		695/78107	-58,944,000.00	88 STAT. 771,772
		694/68107	-59,047,000.00	87 STAT. 332
		69X8108	-68,170,000.00	88 STAT. 771,772
		48-201/38103(55)	59,329.81	85 STAT. 640
69M8104	-364,619.57	20X8103	-421,204.33	31 USC 701, 708
97-69M8104	-56,584.76	97-69M8104	56,584.76	31 USC 686,686-1
69X0554	-13,200,000.00	69M8104	-56,584.76	31 USC 686,686-1
		69X0554(06)	-13,200,000.00	23 USC 402,
				84 STAT. 1740
69X0554(06)	13,200,000.00	69X0554	13,200,000.00	23 USC 402
				84 STAT. 1740
69X8018	254,000,000.00	20X8102	254,000,000.00	23 USC 308,
				88 STAT. 774
20X8102	-6,480,210,000.00	69X8009	-11,700,000.00	23 USC 108,
				82 STAT. 819

Account Symbol	Net Transfers	Details of Transfers		
		Accounts Involved	Amount From Or To (-)	Citation of Law
		69X8016	-\$100,025,000.00	88 STAT. 775
		69X8017	-17,685,000.00	88 STAT. 773
		69X8018	-254,000,000.00	23 USC 308
				88 STAT. 774
		69X8021	-1,000,000.00	89 STAT. 190,702
		69-20X8102(05)	-6,095,800,000.00	23 USC 308,
				90 STAT. 625
12-20X8102(11)	\$14,200,000.00	69-20X8102(05)	14,200,000.00	31 USC 686,686-1
14-20X8102(10)	462,000.00	69-20X8102(05)	462,000.00	31 USC 686,686-1
14-20X8102(20)	4,800,000.00	69-20X8102(05)	4,800,000.00	31 USC 686,686-1
69-20X8102(05)	6,074,038,000.00	20X8102	6,095,800,000.00	23 USC 308,
				90 STAT. 625
		12-20X8102(11)	-14,200,000.00	31 USC 686,686-1
		14-20X8102(10)	-462,000.00	31 USC 686,686-1
		14-20X8102(20)	-4,800,000.00	31 USC 686,686-1
		96-20X8102	-2,300,000.00	31 USC 686,686-1
96-20X8102	2,300,000.00	69-20X8102(05)	2,300,000.00	31 USC 686,686-1
69X8009	11,700,000.00	20X8102	11,700,000.00	23 USC 108,
				82 STAT. 819
69X8017	17,685,000.00	20X8102	17,685,000.00	88 STAT. 773
69X8021	1,000,000.00	20X8102	1,000,000.00	89 STAT. 190,702
69X8016	100,025,000.00	20X8102	100,025,000.00	88 STAT. 775
6950702	700,000.00	69X0745	700,000.00	89 STAT. 190
69X0745	-1,250,000.00	6950702	-700,000.00	89 STAT. 190
		69X0745(01)	-550,000.00	31 USC 686,686-1
69X0745(01)	550,000.00	69X0745	550,000.00	31 USC 686,686-1
6960800	-10,300,000.00	69X4119	-10,300,000.00	49 USC 1601,
				89 STAT. 705
6950800	-170,000.00	69X4119	-170,000.00	49 USC 1601,
				89 STAT. 204
6930800	26.29	69X4119	26.29	49 USC 1601,
				86 STAT. 587
69X4119	10,229,173.71	6960800	10,300,000.00	49 USC 1601,
				89 STAT. 705
		6950800	170,000.00	49 USC 1601,
				89 STAT. 204
		6930800	-26.29	49 USC 1601,
				86 STAT. 587
		69X4119(05)	-240,800.00	31 USC 686,686-1
69X4119(05)	240,800.00	69X4119	240,800.00	31 USC 686,686-1
TOTAL (FY)	-\$59,329.81		-\$59,329.81	

TABLE 2 - TRANSFERS (OTHER THAN APPROPRIATION TRANSFERS - TABLE 1 ) - Continued

Account Symbol	Net Transfers	Details of Transfers		
		Accounts Involved	Amount From Or To (-)	Citation of Law
69X0102	-\$30,000.00	69X0102(07)	-\$30,000.00	31 USC 686,686-1
6960102	-120,000.00	6960102(07)	-120,000.00	31 USC 686,686-1
69X0102(07)	30,000.00	69X0102	30,000.00	31 USC 686,686-1
69X0102(07)	120,000.00	6960102	120,000.00	31 USC 686,686-1
69X0142	-1,405,000.00	69X0142(06)	-1,405,000.00	31 USC 686,686-1
69X0142(06)	1,405,000.00	69X0142	1,405,000.00	31 USC 686,686-1
6961301	-12,639,100.00	97-6961301	-12,639,100.00	31 USC 686,686-1
97-6961301	12,639,100.00	6961301	12,639,100.00	31 USC 686,686-1
69X8106	23,800,000.00	20X8103	23,800,000.00	88 STAT. 771-772
69X8107	16,530,000.00	20X8103	16,530,000.00	86 STAT. 583
696/88107	1,600,000.00	20X8103	1,600,000.00	89 STAT. 839
695/78107	12,893,000.00	20X8103	12,893,000.00	88 STAT. 771
694/68107	20,958,000.00	20X8103	20,958,000.00	87 STAT. 332
69X8108	19,000,000.00	20X8103	19,000,000.00	88 STAT. 772
20X8103	-94,781,000.00	69X8106	-23,800,000.00	88 STAT. 771-772
		69X8107	-16,530,000.00	86 STAT. 583
		696/88107	-1,600,000.00	89 STAT. 839
		695/78107	-12,893,000.00	88 STAT. 771
		694/68107	-20,958,000.00	87 STAT. 332
		69X8108	-19,000,000.00	88 STAT. 772
69X0554	-3,500,000.00	69X0554(06)	-3,500,000.00	23 USC 402, 84 STAT. 1740
69X0554(06)	3,500,000.00	69X0554	3,500,000.00	23 USC 402, 84 STAT. 1740
69X0556	-50,000.00	69X0556(06)	-50,000.00	89 STAT. 701
69X0556(06)	50,000.00	69X0556	50,000.00	89 STAT. 701
69X8018	103,000,000.00	20X8102	103,000,000.00	23 USC 308, 88 STAT. 774
20X8102	-1,758,033,333.00	69X8009	-6,933,333.00	23 USC 108, 82 STAT. 819
		69X8016	-31,100,000.00	88 STAT. 775
		69X8018	-103,000,000.00	23 USC 308, 88 STAT. 774
		69-20X8102(05)	-1,617,000,000.00	23 USC 108, 88 STAT. 774

Account Symbol	Net Transfers	Details of Transfers		
		Accounts Involved	Amount From Or To (-)	Citation of Law
12-20X8102(11)	\$5,200,000.00	69-20X8102(05)	\$5,200,000.00	31 USC 686,686-1
14-20X8102(10)	360,369.00	69-20X8102(05)	360,369.00	31 USC 686,686-1
14-20X8102(20)	211,176.00	69-20X8102(05)	211,176.00	31 USC 686,686-1
69-20X8102(05)	1,608,067,394.00	20X8102	1,617,000,000.00	23 USC 308, 88 STAT. 774
		12-20X8102(11)	-5,200,000.00	31 USC 686,686-1
		14-20X8102(10)	-360,369.00	31 USC 686,686-1
		14-20X8102(20)	-211,176.00	31 USC 686,686-1
		69-20X8102(08)	-1,574,061.00	31 USC 686,686-1
		96-20X8102	-1,587,000.00	31 USC 686,686-1
69-20X8102(08)	1,574,061.00	69-20X8102(05)	1,574,061.00	31 USC 686,686-1
96-20X8102	1,587,000.00	69-20X8102(05)	1,587,000.00	31 USC 686,686-1
69X8009	6,933,333.00	20X8102	6,933,333.00	23 USC 103, 82 STAT. 819
69X8016	31,100,000.00	20X8102	31,100,000.00	88 STAT. 775
69X0745	70,000.00	69X0745(01)	-230,000.00	31 USC 686,686-1
		69X0745(05)	300,000.00	23 USC 308
		69X0745	230,000.00	31 USC 686,686-1
69X0745(01)	230,000.00	69X0745	-300,000.00	23 USC 308
69X0745(05)	-300,000.00	69X0122	-15,000.00	90 STAT. 119
69X0122	-15,000.00	69X0122(05)	-15,000.00	90 STAT. 119
69X0122(05)	15,000.00	69X0122	15,000.00	90 STAT. 119
6960800	-2,900,000.00	69X4119	-2,900,000.00	49 USC 1601, 89 STAT. 705
69X4119	2,900,000.00	6960800	2,900,000.00	49 USC 1601, 89 STAT. 705
TOTAL (TQ)	\$0		\$0	

Appropriations, Outlays, and Balances - Continued

Appropriation or Fund Account Title	Period of availability	Account symbol			Balances beginning of fiscal year 1/	Appropriations and other obligational authority 2/	Transfers, borrowings, and investments (net) 3/	Outlays (net)	Balances withdrawn and other transactions 4/	Balances end of fiscal year 5/
		Dept. Reg.	Tr. from	Account No.						
THE DEPARTMENT OF THE TREASURY										
OFFICE OF THE SECRETARY										
GENERAL FUND ACCOUNTS										
SALARIES AND EXPENSES, OFFICE OF THE SECRETARY, TREASURY										
FUND RESOURCES:										
UNDISBURSED FUNDS	NO YEAR 20		0101		\$3,583,000.00	\$3,482,000.00		\$5,376,924.08		(\$1,688,075.92)
	1976					24,243,000.00		22,347,979.53		(1,895,020.47)
	1975				2,249,180.01			1,579,322.01		(669,858.00)
	1974				761,360.33			161,322.81		(600,037.52)
	PRIOR YEARS				103,116.42			59,521.50		(43,594.92)
	SUBTOTAL FY 1976				6,696,656.76	27,725,000.00		29,525,069.93		(4,896,586.83)
TRANSITION QUARTER										
UNDISBURSED FUNDS	NO YEAR 20		0101		(1,688,075.92)			14,378.45		1,673,697.47
	1976				(1,895,020.47)	7,004,500.00		5,430,372.62	\$80,141.52	3,389,006.33
	1975				(669,858.00)			74,473.93	151,272.91	444,111.16
	1974				(600,037.52)			232.42	212,999.18	
	PRIOR YEARS				(43,594.92)			-40,610.78	-40,610.78	436,451.25
	SUBTOTAL TRANSITION QUARTER				(4,896,586.83)	7,004,500.00		5,554,017.79	403,802.83	5,943,266.21
ACCOUNTS RECEIVABLE										
FUND EQUITIES:										
UNOBLIGATED BALANCE					-3,285,520.00				-2,173,043.49	-1,112,476.51
ACCOUNTS PAYABLE					-1,839,185.72				270,780.15	-2,109,965.87
UNDELIVERED ORDERS					-2,249,828.95				2,474,617.54	-4,724,446.49
	SUBTOTAL 20		0101		-0-	34,729,500.00		35,079,087.72	-349,587.72	-0-
SALARIES AND EXPENSES, OFFICE OF REVENUE SHARING										
FUND RESOURCES:										
UNDISBURSED FUNDS	1976 20		0107			3,027,000.00		2,268,389.24		(758,610.76)
	SUBTOTAL FY 1976					3,027,000.00		2,268,389.24		(758,610.76)
TRANSITION QUARTER										
UNDISBURSED FUNDS	1976 20		0107		(758,610.76)	766,000.00		602,183.67	307,898.61	614,528.48
	SUBTOTAL TRANSITION QUARTER				(758,610.76)	766,000.00		602,183.67	307,898.61	614,528.48
ACCOUNTS RECEIVABLE										
FUND EQUITIES:										
ACCOUNTS PAYABLE									-17,477.23	17,477.23
UNDELIVERED ORDERS									289,712.76	-289,712.76
	SUBTOTAL 20		0107		-0-	3,793,000.00		2,870,572.91	342,292.95	-342,292.95
SALARIES AND EXPENSES, FEDERAL LAW ENFORCEMENT TRAINING CENTER										
FUND RESOURCES:										
UNDISBURSED FUNDS	1976 20		0104			12,000,000.00		9,064,008.29		(2,935,991.71)
	1975				649,923.67			416,220.78		(233,702.89)
	1974				113,226.78			6,972.43		(106,254.35)
	PRIOR YEARS				45,092.37			412.74		(44,675.63)
	SUBTOTAL FY 1976				808,242.82	12,000,000.00		9,487,614.24		(3,320,628.58)
TRANSITION QUARTER										
UNDISBURSED FUNDS	1976 20		0104		(2,935,991.71)	3,500,000.00		2,337,788.69	56,906.43	4,041,256.59
	1975				(233,702.89)			126.36	41,939.16	191,637.37
	1974				(106,254.35)				3,901.24	
	PRIOR YEARS				(44,679.63)			-102,353.11		
	SUBTOTAL TRANSITION QUARTER				(3,320,628.58)	3,500,000.00		2,330,767.20	50,719.49	103,461.10
ACCOUNTS RECEIVABLE										
FUND EQUITIES:										
ACCOUNTS PAYABLE					-484,686.74				153,466.32	4,336,355.06
UNDELIVERED ORDERS					-356,282.57				-11,665.13	44,391.62
	SUBTOTAL 20		0104		-0-	15,500,000.00		11,818,381.44	218,184.27	-702,871.01
CONSTRUCTION, FEDERAL LAW ENFORCEMENT TRAINING CENTER										
FUND RESOURCES:										
UNDISBURSED FUNDS	NO YEAR 20		0103		18,915,000.00			654,760.03		(18,260,233.97)
TRANSFER TO:										
GENERAL SERVICES ADMINISTRATION	NO YEAR 47 20		0103		21,746,174.17			1,626,099.62		(20,120,074.55)
	SUBTOTAL FY 1976				40,661,174.17			2,280,865.65		(38,380,308.52)
TRANSITION QUARTER										
UNDISBURSED FUNDS	NO YEAR 20		0103		(18,260,233.97)			437.36		18,259,796.61
TRANSFER TO:										
GENERAL SERVICES ADMINISTRATION	NO YEAR 47 20		0103		(20,120,074.55)			532,025.17		19,588,049.38
	SUBTOTAL TRANSITION QUARTER				(38,380,308.52)			532,462.53		37,847,845.99

ACCOUNTS RECEIVABLE			3,605.88					3,605.88	
FUND EQUITIES:									
UNOBLIGATED BALANCE			-40,076,195.14					-2,994,852.32	-37,081,342.82
ACCOUNTS PAYABLE			-16,847.58					152,469.88	-169,317.46
UNDELIVERED ORDERS			-571,737.33					25,448.38	-597,185.71
		SUBTOTAL 20	-0-				2,813,328.18	-2,813,328.18	-0-
EXPENSES FOR ECONOMIC STABILIZATION, OFFICE OF THE SECRETARY OF THE TREASURY									
FUND RESOURCES:									
UNDISBURSED FUNDS		1975 20	305,436.29				220,387.14		(85,049.15)
		SUBTOTAL FY 1976	305,436.29				220,387.14		(85,049.15)
TRANSITION QUARTER									
UNDISBURSED FUNDS		1975 20	(85,049.15)				4,250.00	80,799.15	
		SUBTOTAL TRANSITION QUARTER	(85,049.15)				4,250.00	80,799.15	
FUND EQUITIES:									
UNOBLIGATED BALANCE			-257,920.63					-257,920.63	
UNDELIVERED ORDERS			-47,515.66					-47,515.66	
		SUBTOTAL 20	-0-				224,637.14	-224,637.14	-0-
TRUST FUND ACCOUNTS									
PERSHING HALL MEMORIAL FUND (PERMANENT APPROPRIATION)									
FUND RESOURCES:									
UNDISBURSED FUNDS		NO YEAR 20	3,879.28	7,385.00			7,385.00		(3,879.28)
INVESTMENTS IN PUBLIC DEBT SECURITIES			211,000.00						(211,000.00)
		SUBTOTAL FY 1976	214,879.28	7,385.00			7,385.00		(214,879.28)
TRANSITION QUARTER									
UNDISBURSED FUNDS		NO YEAR 20	(3,879.28)	3,692.50					7,571.78
INVESTMENTS IN PUBLIC DEBT SECURITIES			(211,000.00)						211,000.00
		SUBTOTAL TRANSITION QUARTER	(214,879.28)	3,692.50					218,571.78
FUND EQUITIES:									
UNOBLIGATED BALANCE			-211,186.78						-211,186.78
ACCOUNTS PAYABLE			-3,692.50					3,692.50	-7,385.00
		SUBTOTAL 20	-0-	11,077.50			7,385.00	3,692.50	-0-
		SUBTOTAL FY 1976		42,759,385.00			43,789,711.20		
		SUBTOTAL T.O.		11,274,192.50			9,023,681.19	1,220,185.11	
MISCELLANEOUS ACCOUNTS OFFICE OF THE SECRETARY									
SPECIAL FUND ACCOUNTS									
PRESIDENTIAL ELECTION CAMPAIGN FUND									
FUND RESOURCES:									
UNDISBURSED FUNDS		NO YEAR 20	61,675,071.00	33,549,118.00			23,740,070.40		(71,484,118.60)
		SUBTOTAL FY 1976	61,675,071.00	33,549,118.00			23,740,070.40		(71,484,118.60)
TRANSITION QUARTER									
UNDISBURSED FUNDS		NO YEAR 20	(71,484,118.60)	540,230.00			40,201,346.49		31,823,002.11
		SUBTOTAL TRANSITION QUARTER	(71,484,118.60)	540,230.00			40,201,346.49		31,823,002.11
FUND EQUITIES:									
UNOBLIGATED BALANCE			-61,675,071.00					-37,822,068.89	-23,853,002.11
ACCOUNTS PAYABLE			-0-					7,970,000.00	-7,970,000.00
		SUBTOTAL 20	-0-	34,089,348.00			63,941,416.89	-29,852,068.89	-0-
EXPENSES OF ADMINISTRATION OF SETTLEMENT OF WAR CLAIMS, ACT OF 1928, OFFICE OF THE SECRETARY OF THE TREASURY									
FUND RESOURCES:									
UNDISBURSED FUNDS		NO YEAR 20	4,483.50	16,000.00			18,805.45		(1,678.05)
		SUBTOTAL FY 1976	4,483.50	16,000.00			18,805.45		(1,678.05)
TRANSITION QUARTER									
UNDISBURSED FUNDS		NO YEAR 20	(1,678.05)				1,098.26		579.79
		SUBTOTAL TRANSITION QUARTER	(1,678.05)				1,098.26		579.79
FUND EQUITIES:									
UNOBLIGATED BALANCE			-4,288.83					-3,709.04	-579.79
ACCOUNTS PAYABLE			-194.67					-194.67	
		SUBTOTAL 20	-0-	16,000.00			19,903.71	-3,903.71	-0-
FEDERAL CONTROL OF TRANSPORTATION SYSTEMS									
FUND RESOURCES:									
UNDISBURSED FUNDS		NO YEAR 20	21,547.61						(21,547.61)
		SUBTOTAL FY 1976	21,547.61						(21,547.61)
TRANSITION QUARTER									
UNDISBURSED FUNDS		NO YEAR 20	(21,547.61)						21,547.61
		SUBTOTAL TRANSITION QUARTER	(21,547.61)						21,547.61
FUND EQUITIES:									
UNOBLIGATED BALANCE			-21,547.61						-21,547.61
		SUBTOTAL 20	-0-						-0-

Appropriations, Outlays, and Balances - Continued

Appropriation or Fund Account		Account symbol			Balances beginning of fiscal year 1/	Appropriations and other obligational authority 2/	Transfers, borrowings, and investments (net) 3/	Outlays (net)	Balances withdrawn and other transactions 4/	Balances end of fiscal year 5/
Title	Period of availability	Dept. Reg.	Account No.	Sub. No.						
OFFICE OF THE SECRETARY-CONTINUED										
MISCELLANEOUS ACCOUNTS										
OFFICE OF THE SECRETARY-CONTINUED										
PUBLIC ENTERPRISE FUNDS										
RECONSTRUCTION FINANCE CORPORATION										
LIQUIDATION FUND, TREASURY										
FUND RESOURCES:										
UNDISBURSED FUNDS	NO YEAR 20		4170		- - - - -	- - - - -	- \$476,007.86	<sup>6</sup> \$476,007.86	- - - - -	- - - - -
					- - - - -	- - - - -	-476,007.86	476,007.86	- - - - -	- - - - -
	SUBTOTAL FY 1976				\$26,551.83	- - - - -	- - - - -	2,818.94	- - - - -	\$23,732.89
ACCOUNTS RECEIVABLE						- - - - -	- - - - -	- - - - -	- - - - -	- - - - -
FUND EQUITIES:						- - - - -	- - - - -	- - - - -	- - - - -	- - - - -
UNOBLIGATED BALANCE					-26,551.83	- - - - -	- - - - -	-2,818.94	- - - - -	-23,732.89
	SUBTOTAL 20		4170		-0-	- - - - -	-476,007.86	476,007.86	- - - - -	-0-
INTRAGOVERNMENTAL FUNDS										
WORKING CAPITAL FUND, DEPARTMENT OF THE										
TREASURY										
FUND RESOURCES:										
UNDISBURSED FUNDS	NO YEAR 20		4501		380,501.97	- - - - -	-120,454.10	- - - - -	- - - - -	(500,956.07)
					380,501.97	- - - - -	-120,454.10	- - - - -	- - - - -	(500,956.07)
	SUBTOTAL FY 1976					- - - - -	- - - - -	- - - - -	- - - - -	
TRANSITION QUARTER						- - - - -	- - - - -	- - - - -	- - - - -	
UNDISBURSED FUNDS	NO YEAR 20		4501		(500,956.07)	- - - - -	-111,735.31	- - - - -	- - - - -	612,691.38
					(500,956.07)	- - - - -	-111,735.31	- - - - -	- - - - -	612,691.38
	SUBTOTAL TRANSITION QUARTER				35,977.88	- - - - -	- - - - -	-16,902.06	- - - - -	52,879.94
ACCOUNTS RECEIVABLE						- - - - -	- - - - -	- - - - -	- - - - -	
FUND EQUITIES:						- - - - -	- - - - -	- - - - -	- - - - -	
UNOBLIGATED BALANCE					-80,504.02	- - - - -	- - - - -	227,161.58	- - - - -	-207,665.60
ACCOUNTS PAYABLE					-304,014.31	- - - - -	- - - - -	41,500.40	- - - - -	-345,514.71
UNDELIVERED ORDERS					-31,961.52	- - - - -	- - - - -	-19,570.51	- - - - -	-12,391.01
	SUBTOTAL 20		4501		-0-	- - - - -	-232,189.41	232,189.41	- - - - -	-0-
SUBTOTAL FY 1976 . . . . .					- - - - -	\$33,565,118.00	- - - - -	23,162,413.89	476,007.86	- - - - -
SUBTOTAL T.Q. . . . .					- - - - -	540,230.00	- - - - -	40,090,709.44	-29,623,783.19	- - - - -
TOTAL, OFFICE OF THE SECRETARY FY 1976 . . . . .					- - - - -	76,324,503.00	- - - - -	66,958,125.09	476,007.86	- - - - -
TOTAL, OFFICE OF THE SECRETARY T.Q. . . . .					- - - - -	11,814,422.50	- - - - -	49,114,390.63	-28,403,598.08	- - - - -
BUREAU OF GOVERNMENT FINANCIAL OPERATIONS										
GENERAL FUND ACCOUNTS										
SALARIES AND EXPENSES, BUREAU OF GOVERNMENT FINANCIAL OPERATIONS, TREASURY										
FUND RESOURCES:										
UNDISBURSED FUNDS	1976 20		1801		- - - - -	131,725,000.00	- - - - -	123,358,586.00	- - - - -	(8,366,414.00)
	1975				7,177,695.47	- - - - -	- - - - -	6,446,738.29	- - - - -	(730,957.18)
	1974				1,836,908.55	- - - - -	- - - - -	1,020,528.65	- - - - -	(816,379.90)
	PRIOR YEARS				406,882.82	- - - - -	- - - - -	12,244.61	- - - - -	(394,638.21)
	SUBTOTAL FY 1976				9,421,486.84	131,725,000.00	- - - - -	130,838,097.55	- - - - -	(10,308,389.29)
TRANSITION QUARTER						- - - - -	- - - - -	- - - - -	- - - - -	
UNDISBURSED FUNDS	1976 20		1801		(8,366,414.00)	35,350,000.00	- - - - -	33,061,396.75	1,507,774.07	9,147,243.18
	1975				(730,957.18)	- - - - -	- - - - -	72,578.75	24,638.61	633,739.82
	1974				(816,379.90)	- - - - -	-577,303.84	64,389.82	174,686.24	- - - - -
	PRIOR YEARS				(394,638.21)	- - - - -	577,303.84	-7.41	30,234.21	941,715.25
	SUBTOTAL TRANSITION QUARTER				(10,308,389.29)	35,350,000.00	- - - - -	33,198,357.91	1,737,333.13	10,722,698.25
ACCOUNTS RECEIVABLE					795,480.95	- - - - -	- - - - -	465,244.51	- - - - -	330,236.44
FUND EQUITIES:						- - - - -	- - - - -	- - - - -	- - - - -	
ACCOUNTS PAYABLE					-3,009,089.79	- - - - -	- - - - -	- - - - -	4,648,401.82	-7,657,491.61
UNDELIVERED ORDERS					-7,207,878.00	- - - - -	- - - - -	- - - - -	-3,812,434.92	-3,395,443.08
	SUBTOTAL 20		1801		-0-	167,075,000.00	- - - - -	164,036,455.46	3,038,544.54	-0-

SPECIAL PAYMENT TO RECIPIENTS OF CERTAIN RETIREMENT AND SURVIVOR BENEFITS, BUREAU OF GOVERNMENT FINANCIAL OPERATIONS, TREASURY									
FUND RESOURCES:									
UNDISBURSED FUNDS		1975 20	1823	71,925,750.00	---	---	17,224,129.55	---	(54,701,620.45)
	SUBTOTAL	FY 1976		71,925,750.00	---	---	17,224,129.55	---	(54,701,620.45)
TRANSITION QUARTER									
UNDISBURSED FUNDS		1975 20	1823	(54,701,620.45)	---	---	-936,972.00	55,638,592.45	---
	SUBTOTAL	TRANSITION QUARTER		(54,701,620.45)	---	---	-936,972.00	55,638,592.45	---
FUND EQUITIES:									
ACCOUNTS PAYABLE				-71,925,750.00	---	---	---	-71,925,750.00	---
	SUBTOTAL	20	1823	-0-	---	---	16,287,157.55	-16,287,157.55	-0-
NEW YORK CITY SEASONAL FINANCING FUND, ADMINISTRATIVE EXPENSES, TREASURY									
FUND RESOURCES:									
UNDISBURSED FUNDS		1976 20	0110	---	1,000,000.00	---	308,774.05	---	(691,225.95)
	SUBTOTAL	FY 1976		---	1,000,000.00	---	308,774.05	---	(691,225.95)
TRANSITION QUARTER									
UNDISBURSED FUNDS		1976 20	0110	(691,225.95)	315,000.00	---	574,545.40	78,442.78	353,237.77
	SUBTOTAL	TRANSITION QUARTER		(691,225.95)	315,000.00	---	574,545.40	78,442.78	353,237.77
FUND EQUITIES:									
ACCOUNTS PAYABLE				---	---	---	---	353,237.77	-353,237.77
	SUBTOTAL	20	0110	-0-	1,315,000.00	---	883,319.45	431,680.55	-0-
RELIEF OF INDIVIDUALS AND OTHERS BY PRIVATE AND PUBLIC LAWS									
FUND RESOURCES:									
UNDISBURSED FUNDS		NO YEAR 20	1706	21,845.47	34,598.63	---	32,085.63	---	(24,358.47)
	SUBTOTAL	FY 1976		21,845.47	34,598.63	---	32,085.63	---	(24,358.47)
TRANSITION QUARTER									
UNDISBURSED FUNDS		NO YEAR 20	1706	(24,358.47)	19,145.18	---	22,618.18	---	20,885.47
	SUBTOTAL	TRANSITION QUARTER		(24,358.47)	19,145.18	---	22,618.18	---	20,885.47
FUND EQUITIES:									
ACCOUNTS PAYABLE				-21,845.47	---	---	---	-960.00	-20,885.47
	SUBTOTAL	20	1706	-0-	53,743.81	---	54,703.81	-960.00	-0-
JUDGMENTS, COURT OF CLAIMS									
FUND RESOURCES:									
UNDISBURSED FUNDS		NO YEAR 20	1740	4,892,549.81	7,778,491.14	---	12,016,575.12	---	(654,465.83)
	SUBTOTAL	FY 1976		4,892,549.81	7,778,491.14	---	12,016,575.12	---	(654,465.83)
TRANSITION QUARTER									
UNDISBURSED FUNDS		NO YEAR 20	1740	(654,465.83)	778.15	---	592,022.23	---	63,221.75
	SUBTOTAL	TRANSITION QUARTER		(654,465.83)	778.15	---	592,022.23	---	63,221.75
FUND EQUITIES:									
ACCOUNTS PAYABLE				-4,892,549.81	---	---	---	-4,829,328.06	-63,221.75
	SUBTOTAL	20	1740	-0-	7,779,269.29	---	12,608,597.35	-4,829,328.06	-0-
JUDGMENTS, UNITED STATES COURTS									
FUND RESOURCES:									
UNDISBURSED FUNDS		NO YEAR 20	1741	147,488.60	31,371,418.15	---	31,330,891.37	---	(188,015.38)
	SUBTOTAL	FY 1976		147,488.60	31,371,418.15	---	31,330,891.37	---	(188,015.38)
TRANSITION QUARTER									
UNDISBURSED FUNDS		NO YEAR 20	1741	(188,015.38)	52,074.07	---	229,074.07	10,000.00	1,015.38
	SUBTOTAL	TRANSITION QUARTER		(188,015.38)	52,074.07	---	229,074.07	10,000.00	1,015.38
FUND EQUITIES:									
ACCOUNTS PAYABLE				-147,488.60	---	---	---	-146,473.22	-1,015.38
	SUBTOTAL	20	1741	-0-	31,423,492.22	---	31,559,965.44	-136,473.22	-0-
CLAIMS FOR DAMAGES									
FUND RESOURCES:									
UNDISBURSED FUNDS		NO YEAR 20	1742	135,678.84	1,613,055.79	---	1,733,829.38	---	(14,905.25)
	SUBTOTAL	FY 1976		135,678.84	1,613,055.79	---	1,733,829.38	---	(14,905.25)
TRANSITION QUARTER									
UNDISBURSED FUNDS		NO YEAR 20	1742	(14,905.25)	---	---	14,414.77	---	490.48
	SUBTOTAL	TRANSITION QUARTER		(14,905.25)	---	---	14,414.77	---	490.48
FUND EQUITIES:									
ACCOUNTS PAYABLE				-135,678.84	---	---	---	-135,188.36	-490.48
	SUBTOTAL	20	1742	-0-	1,613,055.79	---	1,748,244.15	-135,188.36	-0-
AWARDS OF INDIAN CLAIMS COMMISSION									
FUND RESOURCES:									
UNDISBURSED FUNDS		NO YEAR 20	1746	---	58,340,837.19	---	58,340,837.19	---	---
CLAIMS OF JAPANESE-AMERICANS EVACUATED FROM MILITARY ZONE									
FUND RESOURCES:									
UNDISBURSED FUNDS		NO YEAR 20	1749	7,533.21	---	---	---	---	(7,533.21)
	SUBTOTAL	FY 1976		7,533.21	---	---	---	---	(7,533.21)
TRANSITION QUARTER									
UNDISBURSED FUNDS		NO YEAR 20	1749	(7,533.21)	---	---	---	---	7,533.21
	SUBTOTAL	TRANSITION QUARTER		(7,533.21)	---	---	---	---	7,533.21
FUND EQUITIES:									
ACCOUNTS PAYABLE				-7,533.21	---	---	---	---	-7,533.21
	SUBTOTAL	20	1749	-0-	---	---	---	---	-0-



Appropriations, Outlays, and Balances - Continued

Appropriation or Fund Account		Account symbol			Balances beginning of fiscal year 1/	Appropriations and other obligational authority 2/	Transfers, borrowings, and investments (net) 3/	Outlays (net)	Balances withdrawn and other transactions 4/	Balances end of fiscal year 5/
Title	Period of availability	Dept Reg	Account No. Ir From	Sub. No.						
BUREAU OF GOVERNMENT FINANCIAL OPERATIONS-CONTINUED										
GENERAL FUND ACCOUNTS-CONTINUED										
JUDGMENTS NOT IN EXCESS OF ONE HUNDRED THOUSAND DOLLARS, COURT OF CLAIMS										
FUND RESOURCES:										
UNDISBURSED FUNDS	NO YEAR 20		1751		- - - - -	\$10,001,774.59	- - - - -	\$10,001,774.59	- - - - -	- - - - -
SUBTOTAL	FY 1976				- - - - -	10,001,774.59	- - - - -	10,001,774.59	- - - - -	- - - - -
TRANSITION QUARTER	NO YEAR 20		1751		- - - - -	3,531,430.15	- - - - -	3,531,430.15	- - - - -	- - - - -
UNDISBURSED FUNDS	NO YEAR 20		1751		- - - - -	3,531,430.15	- - - - -	3,531,430.15	- - - - -	- - - - -
SUBTOTAL	TRANSITION QUARTER				- - - - -	13,533,204.74	- - - - -	13,533,204.74	- - - - -	-0-
SUBTOTAL	SUBTOTAL	20	1751		-0-					
JUDGMENTS AND COMPROMISE SETTLEMENTS AGAINST THE UNITED STATES, NOT IN EXCESS OF ONE HUNDRED THOUSAND DOLLARS										
FUND RESOURCES:										
UNDISBURSED FUNDS	NO YEAR 20		1752		- - - - -	28,242,217.03	- - - - -	28,242,217.03	- - - - -	- - - - -
SUBTOTAL	FY 1976				- - - - -	28,242,217.03	- - - - -	28,242,217.03	- - - - -	- - - - -
TRANSITION QUARTER	NO YEAR 20		1752		- - - - -	6,799,568.94	- - - - -	6,799,568.94	- - - - -	- - - - -
UNDISBURSED FUNDS	NO YEAR 20		1752		- - - - -	6,799,568.94	- - - - -	6,799,568.94	- - - - -	- - - - -
SUBTOTAL	TRANSITION QUARTER				- - - - -	35,041,785.97	- - - - -	35,041,785.97	- - - - -	-0-
SUBTOTAL	SUBTOTAL	20	1752		-0-					
LAND SCRIP RIGHTS CLAIMS										
FUND RESOURCES:										
UNDISBURSED FUNDS	NO YEAR 20		1754		- - - - -	39.19	- - - - -	39.19	- - - - -	- - - - -
PAYMENT TO CLAIMANTS, EXPLOSION AT NAVAL AMMUNITION DEPOT, PORT CHICAGO, CALIF., TREASURY										
FUND RESOURCES:										
UNDISBURSED FUNDS	NO YEAR 20		1825		\$2,261.58	- - - - -	- - - - -	- - - - -	- - - - -	(\$2,261.58)
SUBTOTAL	FY 1976				2,261.58	- - - - -	- - - - -	- - - - -	- - - - -	(2,261.58)
TRANSITION QUARTER	NO YEAR 20		1825		(2,261.58)	- - - - -	- - - - -	- - - - -	- - - - -	2,261.58
UNDISBURSED FUNDS	NO YEAR 20		1825		(2,261.58)	- - - - -	- - - - -	- - - - -	- - - - -	2,261.58
SUBTOTAL	TRANSITION QUARTER				-2,261.58	- - - - -	- - - - -	- - - - -	- - - - -	-2,261.58
SUBTOTAL	SUBTOTAL	20	1825		-0-					-0-
FUND EQUITIES:										
ACCOUNTS PAYABLE					-2,261.58	- - - - -	- - - - -	- - - - -	- - - - -	-2,261.58
INTEREST ON UNINVESTED FUNDS, TREASURY DEPARTMENT										
FUND RESOURCES:										
UNDISBURSED FUNDS	NO YEAR 20		1860		3,302,330.74	8,076,000.00	- - - - -	7,271,719.11	- - - - -	(4,106,611.63)
SUBTOTAL	FY 1976				3,302,330.74	8,076,000.00	- - - - -	7,271,719.11	- - - - -	(4,106,611.63)
TRANSITION QUARTER	NO YEAR 20		1860		(4,106,611.63)	792,182.70	- - - - -	1,879,304.99	- - - - -	3,019,489.34
UNDISBURSED FUNDS	NO YEAR 20		1860		(4,106,611.63)	792,182.70	- - - - -	1,879,304.99	- - - - -	3,019,489.34
SUBTOTAL	TRANSITION QUARTER				-3,302,330.74	- - - - -	- - - - -	- - - - -	- - - - -	-3,019,489.34
SUBTOTAL	SUBTOTAL	20	1860		-0-	8,868,182.70	- - - - -	9,151,024.10	-\$282,841.40	-0-
PAYMENT OF GOVERNMENT LOSSES IN SHIPMENT										
FUND RESOURCES:										
UNDISBURSED FUNDS	NO YEAR 20		1710		453,153.54	700,000.00	- - - - -	240,351.28	- - - - -	(912,802.26)
SUBTOTAL	FY 1976				453,153.54	700,000.00	- - - - -	240,351.28	- - - - -	(912,802.26)
TRANSITION QUARTER	NO YEAR 20		1710		(912,802.26)	175,000.00	- - - - -	69,148.45	- - - - -	1,018,653.81
UNDISBURSED FUNDS	NO YEAR 20		1710		(912,802.26)	175,000.00	- - - - -	69,148.45	- - - - -	1,018,653.81
SUBTOTAL	TRANSITION QUARTER				-395,738.88	- - - - -	- - - - -	- - - - -	622,914.93	-1,018,653.81
SUBTOTAL	SUBTOTAL	20	1710		-57,414.66	- - - - -	- - - - -	- - - - -	-57,414.66	- - - - -
FUND EQUITIES:										
UNOBLIGATED BALANCE					-395,738.88	- - - - -	- - - - -	- - - - -	622,914.93	-1,018,653.81
ACCOUNTS PAYABLE					-57,414.66	- - - - -	- - - - -	- - - - -	-57,414.66	- - - - -
SUBTOTAL	SUBTOTAL	20	1710		-0-	875,000.00	- - - - -	309,499.73	565,500.27	-0-
EISENHOWER COLLEGE GRANTS, BUREAU OF GOVERNMENT FINANCIAL OPERATIONS, TREASURY										
FUND RESOURCES:										
UNDISBURSED FUNDS	1976 20		1829		- - - - -	1,000,000.00	- - - - -	1,000,000.00	- - - - -	- - - - -
SUBTOTAL	1975				666,948.00	- - - - -	- - - - -	- - - - -	- - - - -	(666,948.00)
SUBTOTAL	FY 1976				666,948.00	1,000,000.00	- - - - -	1,000,000.00	- - - - -	(666,948.00)

TRANSITION QUARTER UNDISBURSED FUNDS				1976 20	1829	-- -- --	-- -- --	-- -- --	-- -- --	-- -- --	-- -- --	-- -- --
				1975		( 666,948.00)	-- -- --	-- -- --	-- -- --	-- -- --	-- -- --	666,948.00
SUBTOTAL TRANSITION QUARTER						( 666,948.00)	-- -- --	-- -- --	-- -- --	-- -- --	-- -- --	666,948.00
FUND EQUITIES:												
ACCOUNTS PAYABLE						-666,948.00	-- -- --	-- -- --	-- -- --	-- -- --	-- -- --	-666,948.00
SUBTOTAL				20	1829	-0-	1,000,000.00	-- -- --	1,000,000.00	-- -- --	-- -- --	-0-
GRANTS TO HOOVER INSTITUTION ON WAR, REVOLUTION, AND PEACE FUND RESOURCES:												
UNDISBURSED FUNDS				1976-JANUARY 2, 1980	1830	-- -- --	7,000,000.00	-- -- --	416,134.00	-- -- --	-- -- --	( 6,583,866.00)
SUBTOTAL				SUBTOTAL FY 1976		-- -- --	7,000,000.00	-- -- --	416,134.00	-- -- --	-- -- --	( 6,583,866.00)
TRANSITION QUARTER UNDISBURSED FUNDS				1976-JANUARY 2, 1980	1830	-- -- --		-- -- --		-- -- --	375,000.00	6,208,866.00
SUBTOTAL TRANSITION QUARTER						( 6,583,866.00)	-- -- --	-- -- --	-- -- --	375,000.00	-- -- --	6,208,866.00
FUND EQUITIES:												
UNOBLIGATED BALANCE						-- -- --	-- -- --	-- -- --	-- -- --	2,516,175.65	-- -- --	-2,516,175.65
ACCOUNTS PAYABLE						-- -- --	-- -- --	-- -- --	-- -- --	3,692,690.35	-- -- --	-3,692,690.35
SUBTOTAL				20	1830	-0-	7,000,000.00	-- -- --	791,134.00	-- -- --	6,208,866.00	-0-
PUBLIC ENTERPRISE FUNDS												
UNITED STATES TREASURY CHECK FORGERY INSURANCE FUND FUND RESOURCES:												
UNDISBURSED FUNDS				NO YEAR	4109	-- -- --	1,920,757.04	-- -- --		-- -- --	9,856.88	( 1,910,900.16)
SUBTOTAL				FY 1976		-- -- --	1,920,757.04	-- -- --		-- -- --	9,856.88	( 1,910,900.16)
TRANSITION QUARTER UNDISBURSED FUNDS				NO YEAR	4109	-- -- --	( 1,910,900.16)	-- -- --		-- -- --	6,788.88	1,904,111.28
SUBTOTAL TRANSITION QUARTER						-- -- --	( 1,910,900.16)	-- -- --		-- -- --	6,788.88	1,904,111.28
FUND EQUITIES:												
UNOBLIGATED BALANCE						-- -- --	-1,920,757.04	-- -- --	-- -- --		-16,645.76	-1,904,111.28
SUBTOTAL				20	4109	-0-		-- -- --	10,645.76	-- -- --	-16,645.76	-0-
NEW YORK SEASONAL FINANCING FUND, TREASURY FUND RESOURCES:												
UNDISBURSED FUNDS				NO YEAR	4069	-- -- --	2,300,000,000.00	-- -- --		-- -- --		( 2,300,000,000.00)
SUBTOTAL				FY 1976		-- -- --	2,300,000,000.00	-- -- --		-- -- --		( 2,300,000,000.00)
TRANSITION QUARTER UNDISBURSED FUNDS				NO YEAR	4069	-- -- --	( 2,300,000,000.00)	-- -- --		-- -- --		2,300,000,000.00
SUBTOTAL TRANSITION QUARTER						-- -- --	( 2,300,000,000.00)	-- -- --		-- -- --		2,300,000,000.00
FUND EQUITIES:												
UNOBLIGATED BALANCE						-- -- --	-0-	-- -- --		2,300,000,000.00	-- -- --	-2,300,000,000.00
SUBTOTAL				20	4069	-0-	2,300,000,000.00	-- -- --		2,300,000,000.00	-- -- --	-0-
INTRAGOVERNMENTAL FUNDS												
FISHERMEN'S PROTECTIVE FUND, TREASURY FUND RESOURCES:												
UNDISBURSED FUNDS				NO YEAR	4507	-- -- --	2,844,866.65	-- -- --		-- -- --	1,606.26	( 2,843,260.39)
SUBTOTAL				FY 1976		-- -- --	2,844,866.65	-- -- --		-- -- --	1,606.26	( 2,843,260.39)
TRANSITION QUARTER UNDISBURSED FUNDS				NO YEAR	4507	-- -- --	( 2,843,260.39)	-- -- --		-- -- --		2,843,260.39
SUBTOTAL TRANSITION QUARTER						-- -- --	( 2,843,260.39)	-- -- --		-- -- --		2,843,260.39
ACCOUNTS RECEIVABLE						-- -- --	4,155,133.35	-- -- --		-- -- --	-1,606.26	4,156,739.61
FUND EQUITIES:												
UNOBLIGATED BALANCE						-- -- --	-7,000,000.00	-- -- --				-7,000,000.00
SUBTOTAL				20	4507	-0-		-- -- --	1,606.26	-- -- --	-1,606.26	-0-
TRUST FUND ACCOUNTS												
NATIONAL DEFENSE CONDITIONAL GIFT FUND, TREASURY FUND RESOURCES:												
UNDISBURSED FUNDS				NO YEAR	8886	-- -- --	749.00	23,917.97	-- -- --	334.00	-- -- --	( 24,332.97)
SUBTOTAL				FY 1976		-- -- --	749.00	23,917.97	-- -- --	334.00	-- -- --	( 24,332.97)
TRANSITION QUARTER UNDISBURSED FUNDS				NO YEAR	8886	-- -- --	( 24,332.97)	-- -- --		24,332.97	-- -- --	-- -- --
SUBTOTAL TRANSITION QUARTER						-- -- --	( 24,332.97)	-- -- --		24,332.97	-- -- --	-- -- --
FUND EQUITIES:												
UNOBLIGATED BALANCE						-- -- --	-749.00	-- -- --			-749.00	-- -- --
SUBTOTAL				20	8886	-0-		23,917.97	-- -- --	24,666.97	-- -- --	-749.00
						-- -- --	-0-	-- -- --		-749.00	-- -- --	-0-

Appropriations, Outlays, and Balances - Continued

Appropriation or Fund Account		Account symbol			Balances beginning of fiscal year 1/	Appropriations and other obligational authority 2/	Transfers, borrowings, and investments (net) 2/	Outlays (net)	Balances withdrawn and other transactions 4/	Balances end of fiscal year 2/
Title	Period of availability	Dept. Reg.	Account No.	Sub. No.						
BUREAU OF GOVERNMENT FINANCIAL OPERATIONS-CONTINUED										
TRUST FUND ACCOUNTS-CONTINUED										
ESTHER CATTELL SCHMITT GIFT FUND, TREASURY FUND RESOURCES:										
UNDISBURSED FUNDS	NO YEAR 20		8902		\$99.07	\$17,595.00		\$17,595.00		(\$99.07)
INVESTMENTS IN PUBLIC DEBT SECURITIES					414,000.00					(414,000.00)
					414,099.07	17,595.00		17,595.00		(414,099.07)
SUBTOTAL FY 1976										
TRANSITION QUARTER FUND RESOURCES:										
UNDISBURSED FUNDS	NO YEAR 20		8902		(99.07)					99.07
INVESTMENTS IN PUBLIC DEBT SECURITIES					(414,000.00)					414,000.00
					(414,099.07)					414,099.07
SUBTOTAL TRANSITION QUARTER										
ACCOUNTS RECEIVABLE					2,254.82				-\$4,343.30	6,598.12
FUND EQUITIES:										
UNOBLIGATED BALANCE					-414,099.04				.03	-414,099.07
ACCOUNTS PAYABLE					-2,254.85				4,343.27	-6,598.12
					-0-	17,595.00		17,595.00		-0-
SUBTOTAL 20			8902							
TOTAL, BUREAU OF GOVERNMENT FINANCIAL OPERATIONS FY 1976						2,586,924,944.68		299,026,847.18		
TOTAL, BUREAU OF GOVERNMENT FINANCIAL OPERATIONS T.Q.						47,035,179.19		46,379,634.94	2,288,553,641.75	
BUREAU OF ALCOHOL, TOBACCO AND FIREARMS GENERAL FUND ACCOUNTS										
SALARIES AND EXPENSES, BUREAU OF ALCOHOL, TOBACCO AND FIREARMS FUND RESOURCES:										
UNDISBURSED FUNDS	1976 20		1000			109,697,000.00		97,256,383.95		(12,440,616.05)
	1975				6,181,966.37			5,474,513.99		(707,452.38)
	1974				844,901.25			88,741.83		(756,159.42)
	PRIOR YEARS				137,532.58			12,581.84		(124,950.74)
SUBTOTAL FY 1976										
UNDISBURSED FUNDS	1976 20		1000		(12,440,616.05)	27,700,000.00		27,014,334.85	996,360.12	12,129,921.08
	1975				(707,452.38)			83,542.62	87,480.22	536,429.54
	1974				(756,159.42)		-\$377,823.80	190,485.34	187,850.28	
	PRIOR YEARS				(124,950.74)		377,823.80	243.62	77,685.39	424,845.53
SUBTOTAL TRANSITION QUARTER										
ACCOUNTS RECEIVABLE					(14,029,178.59)	27,700,000.00		27,288,606.43	1,349,376.01	13,091,196.15
ACCOUNTS PAYABLE					842,365.16				-1,256,513.23	2,098,878.39
UNDELIVERED ORDERS					-3,594,239.53				4,072,473.77	-7,666,713.30
					-4,412,525.83				3,110,835.41	-7,523,361.24
					-0-	137,397,000.00		130,120,828.04	7,276,171.96	-0-
SUBTOTAL 20			1000							
TOTAL, BUREAU OF ALCOHOL, TOBACCO AND FIREARMS FY 1976						109,697,000.00		102,832,221.61		
TOTAL, BUREAU OF ALCOHOL, TOBACCO AND FIREARMS T.Q.						27,700,000.00		27,288,606.43	7,276,171.96	
UNITED STATES CUSTOMS SERVICE GENERAL FUND ACCOUNTS										
SALARIES AND EXPENSES, UNITED STATES CUSTOMS SERVICE FUND RESOURCES:										
UNDISBURSED FUNDS	1976 20		0602			328,677,000.00		309,698,399.42		(18,978,600.58)
	1975				21,801,992.08			17,189,901.36		(4,612,090.72)
	1974				12,811,785.65			4,569,674.72		(8,242,110.93)
	PRIOR YEARS				2,877,290.88			2,631,319.69		(245,971.19)
SUBTOTAL FY 1976										
					37,491,068.61	328,677,000.00		334,089,295.19		(32,078,773.42)

TRANSITION QUARTER									
UNDISBURSED FUNDS		1976 20	0602	(18,978,600.58)	84,688,000.00	-	72,397,273.94	345,267.13	30,924,059.51
		1975		(4,612,090.72)	-	-	1,036,286.37	1,224,880.27	2,350,924.08
		1974		(8,242,110.93)	-	-	2,057,556.37	1,054,574.65	-
PRIOR YEARS				(245,971.19)	-	-	-5,129,979.91	-191,923.53	-1,278,713.11
SUBTOTAL TRANSITION QUARTER				(32,078,773.42)	84,688,000.00	5,129,979.91	6,846,587.74	2,432,798.52	31,956,270.48
ACCOUNTS RECEIVABLE				8,451,455.69	-	-	82,337,704.42	-8,942,316.47	17,393,772.16
FUND EQUITIES:									
ACCOUNTS PAYABLE				-9,772,534.28	-	-	-	10,270,737.59	-20,043,271.87
UNDELIVERED ORDERS				-36,169,990.02	-	-	-	-6,823,219.25	-29,346,770.77
SUBTOTAL 20		0602		-0-	413,365,000.00	-	416,426,999.61	-3,061,999.61	-0-
SPECIAL FUND ACCOUNTS									
REFUNDS, TRANSFERS AND EXPENSES OF OPERATION, PUERTO RICO, UNITED STATES CUSTOMS SERVICE									
FUND RESOURCES:									
UNDISBURSED FUNDS		NO YEAR 20	5687	5,721,215.72	61,214,665.65	-	60,499,072.72	-	(6,436,808.65)
SUBTOTAL FY 1976				5,721,215.72	61,214,665.65	-	60,499,072.72	-	(6,436,808.65)
TRANSITION QUARTER		NO YEAR 20	5687	(6,436,808.65)	21,521,559.15	-	19,404,149.25	-	8,554,218.55
UNDISBURSED FUNDS				(6,436,808.65)	21,521,559.15	-	19,404,149.25	-	8,554,218.55
SUBTOTAL TRANSITION QUARTER				148,431.05	-	-	-	-87,018.27	235,449.32
ACCOUNTS RECEIVABLE									
FUND EQUITIES:									
UNOBLIGATED BALANCE				-5,849,041.52	-	-	-	2,389,632.41	-8,238,673.93
ACCOUNTS PAYABLE				-20,605.25	-	-	-	444,822.12	-465,427.37
UNDELIVERED ORDERS				-	-	-	-	85,566.57	-85,566.57
SUBTOTAL 20		5687		-0-	82,736,224.80	-	79,903,221.97	2,833,002.83	-0-
REFUNDS, TRANSFERS AND EXPENSES OF OPERATION, VIRGIN ISLANDS, UNITED STATES CUSTOMS SERVICE									
FUND RESOURCES:									
UNDISBURSED FUNDS		NO YEAR 20	5692	4,216,092.43	136,073,317.47	-	135,688,473.83	-	(4,600,936.07)
SUBTOTAL FY 1976				4,216,092.43	136,073,317.47	-	135,688,473.83	-	(4,600,936.07)
TRANSITION QUARTER		NO YEAR 20	5692	(4,600,936.07)	35,429,199.28	-	22,032,909.73	-	17,997,225.62
UNDISBURSED FUNDS				(4,600,936.07)	35,429,199.28	-	22,032,909.73	-	17,997,225.62
SUBTOTAL TRANSITION QUARTER				25,332.05	-	-	-	-4,791.82	30,123.87
ACCOUNTS RECEIVABLE									
FUND EQUITIES:									
UNOBLIGATED BALANCE				-4,224,470.55	-	-	-	6,696,658.38	-10,921,128.93
ACCOUNTS PAYABLE				-16,953.93	-	-	-	7,077,350.14	-7,094,304.07
UNDELIVERED ORDERS				-	-	-	-	11,916.49	-11,916.49
SUBTOTAL 20		5692		-0-	171,502,516.75	-	157,721,383.56	13,781,133.19	-0-
INTRAGOVERNMENTAL FUNDS									
CONSOLIDATED WORKING FUND, TREASURY, UNITED STATES CUSTOMS SERVICE									
FUND RESOURCES:									
UNDISBURSED FUNDS		1976 20	3906	-	-	-	-3,343,000.00	-	(3,343,000.00)
		1975		-	-	-	-	-	-
SUBTOTAL FY 1976				-	-	-	-3,343,000.00	-	(3,343,000.00)
TRANSITION QUARTER		1976 20	3906	(3,343,000.00)	-	-	3,243,000.00	-	100,000.00
UNDISBURSED FUNDS				(3,343,000.00)	-	-	3,243,000.00	-	100,000.00
SUBTOTAL TRANSITION QUARTER				13,000.00	-	-	-	-870,000.00	883,000.00
ACCOUNTS RECEIVABLE									
FUND EQUITIES:									
ACCOUNTS PAYABLE				-13,000.00	-	-	-	970,000.00	-983,000.00
UNDELIVERED ORDERS				-0-	-	-	-1,000,000.00	100,000.00	-0-
SUBTOTAL 20		3906		-0-	-	-	-	-	-
TRUST FUND ACCOUNTS									
REFUNDS, TRANSFERS AND EXPENSES, UNCLAIMED ABANDONED, AND SEIZED GOODS, UNITED STATES CUSTOMS SERVICE									
FUND RESOURCES:									
UNDISBURSED FUNDS		NO YEAR 20	8789	2,064,989.09	3,828,217.87	-	3,536,254.47	-	(2,356,952.49)
SUBTOTAL FY 1976				2,064,989.09	3,828,217.87	-	3,536,254.47	-	(2,356,952.49)
TRANSITION QUARTER		NO YEAR 20	8789	(2,356,952.49)	816,886.82	-	763,451.88	-	2,410,387.43
UNDISBURSED FUNDS				(2,356,952.49)	816,886.82	-	763,451.88	-	2,410,387.43
SUBTOTAL TRANSITION QUARTER				-	-	-	-	-	-
ACCOUNTS RECEIVABLE									
FUND EQUITIES:									
UNOBLIGATED BALANCE				-2,064,989.09	-	-	-	345,398.34	-2,410,387.43
SUBTOTAL 20		8789		-0-	4,645,104.69	-	4,299,706.35	345,398.34	-0-
TJTL, UNITED STATES CUSTOMS SERVICE FY 1976. . . . .				-	529,793,200.99	-	530,470,096.21	-	-
TJTL, UNITED STATES CUSTOMS SERVICE T.Q. . . . .				-	142,455,645.25	-	127,781,215.28	13,997,534.75	-

Appropriations, Outlays, and Balances - Continued

Appropriation or Fund Account		Account symbol			Balances beginning of fiscal year 1/	Appropriations and other obligatory authority 2/	Transfers, borrowings, and investments (net) 3/	Outlays (net)	Balances withdrawn and other transactions 4/	Balances end of fiscal year 5/
Title	Period of availability	Dept. Reg.	Account No.	Sub. No.						
BUREAU OF ENGRAVING AND PRINTING										
INTRAGOVERNMENTAL FUNDS										
BUREAU OF ENGRAVING AND PRINTING										
FUND RESOURCES:										
UNDISBURSED FUNDS	NO YEAR 20		4502		\$12,660,322.77	- - - - -	\$4,370,738.58	- - - - -		(\$8,289,584.19)
TRANSFER TO:										
GENERAL SERVICES ADMINISTRATION	NO YEAR 47 20		4502		14,934.06	- - - - -	- - - - -	- - - - -		(14,934.06)
	FY 1976				12,675,256.83	- - - - -	4,370,738.58	- - - - -		(8,304,518.25)
SUBTOTAL										
TRANSITION QUARTER										
UNDISBURSED FUNDS	NO YEAR 20		4502		(8,289,584.19)	- - - - -	577,890.81	- - - - -		7,711,693.38
TRANSFER TO:										
GENERAL SERVICES ADMINISTRATION	NO YEAR 47 20		4502		(14,934.06)	- - - - -	- - - - -	- - - - -		14,934.06
	SUBTOTAL TRANSITION QUARTER				(8,304,518.25)	- - - - -	577,890.81	- - - - -		7,726,627.44
ACCOUNTS RECEIVABLE					11,062,337.80	- - - - -	- - - - -	\$584,384.19		10,477,953.61
UNFILED CUSTOMER ORDERS					14,860,965.36	- - - - -	- - - - -	-13,154,633.89		28,015,599.25
FUND EQUITIES:										
UNOBLIGATED BALANCE					-4,511,060.14	- - - - -	- - - - -	-997,793.58		-3,513,266.56
ACCOUNTS PAYABLE					-29,323,891.60	- - - - -	- - - - -	7,979,931.09		-37,303,822.69
UNDELIVERED ORDERS					-4,763,608.25	- - - - -	- - - - -	639,482.80		-5,403,091.05
	SUBTOTAL 20		4502		-0-	- - - - -	4,948,629.39	-4,948,629.39		-0-
TOTAL, BUREAU OF ENGRAVING AND PRINTING FY 1976 . . . . .					- - - - -	- - - - -	4,370,738.58	- - - - -	- - - - -	- - - - -
TOTAL, BUREAU OF ENGRAVING AND PRINTING T.O. . . . .					- - - - -	- - - - -	- - - - -	577,890.81	-4,948,629.39	- - - - -
BUREAU OF THE MINT										
GENERAL FUND ACCOUNTS										
SALARIES AND EXPENSES, BUREAU OF THE MINT										
FUND RESOURCES:										
UNDISBURSED FUNDS	1976 20		1616		- - - - -	\$41,230,000.00	- - - - -	35,011,302.30	- - - - -	(6,218,697.70)
	1975				7,414,894.40	- - - - -	- - - - -	5,297,594.86	- - - - -	(2,117,295.54)
	1974				2,731,428.40	- - - - -	- - - - -	1,913,091.26	- - - - -	(818,337.14)
	PRIOR YEARS				653,677.57	- - - - -	- - - - -	13,198.05	- - - - -	(640,479.52)
	SUBTOTAL FY 1976				10,800,000.37	41,230,000.00	- - - - -	42,235,186.47	- - - - -	(9,794,813.90)
TRANSITION QUARTER										
UNDISBURSED FUNDS	1976 20		1616		(6,218,697.70)	10,307,500.00	- - - - -	8,167,641.29	3,107,679.68	5,250,876.73
	1975				(2,117,295.54)	- - - - -	- - - - -	993,876.00	218,745.44	904,678.10
	1974				(818,337.14)	- - - - -	-456,099.30	216,967.58	145,270.26	- - - - -
	PRIOR YEARS				(640,479.52)	- - - - -	456,099.30	2,396.34	-1,247.27	1,095,429.75
	SUBTOTAL TRANSITION QUARTER				(9,794,813.90)	10,307,500.00	- - - - -	9,380,881.21	3,470,448.11	7,250,964.58
ACCOUNTS RECEIVABLE					7,348,595.86	- - - - -	- - - - -	2,522,392.47		4,826,203.39
FUND EQUITIES:										
ACCOUNTS PAYABLE					-10,145,246.72	- - - - -	- - - - -	-3,397,749.23		-6,747,457.49
UNDELIVERED ORDERS					-8,003,349.51	- - - - -	- - - - -	-2,673,659.03		-5,329,690.48
	SUBTOTAL 20		1616		-0-	51,537,500.00	- - - - -	51,616,067.68	-78,567.68	-0-
CONSTRUCTION OF MINT FACILITIES, BUREAU OF THE MINT										
FUND RESOURCES:										
UNDISBURSED FUNDS	NO YEAR 20		1617		680,285.15	3,350,000.00	35,742.09	49,295.00	- - - - -	(4,016,732.24)
TRANSFER TO:										
GENERAL SERVICES ADMINISTRATION	NO YEAR 47 20		1617		3,766,166.54	- - - - -	-35,742.09	1,782,916.43	- - - - -	(1,947,508.02)
	FY 1976				4,446,451.69	3,350,000.00	- - - - -	1,832,211.43	- - - - -	(5,964,240.26)
TRANSITION QUARTER										
UNDISBURSED FUNDS	NO YEAR 20		1617		(4,016,732.24)	- - - - -	- - - - -	93,006.60	- - - - -	3,923,725.64
TRANSFER TO:										
GENERAL SERVICES ADMINISTRATION	NO YEAR 47 20		1617		(1,947,508.02)	- - - - -	- - - - -	- - - - -	- - - - -	1,947,508.02
	SUBTOTAL TRANSITION QUARTER				(5,964,240.26)	- - - - -	- - - - -	93,006.60	- - - - -	5,871,233.66
FUND EQUITIES:										
UNOBLIGATED BALANCE					-2,927,051.69	- - - - -	- - - - -	- - - - -	2,944,181.97	-5,871,233.66
UNDELIVERED ORDERS					-1,519,400.00	- - - - -	- - - - -	- - - - -	-1,519,400.00	- - - - -
	SUBTOTAL 20		1617		-0-	3,350,000.00	- - - - -	1,925,218.03	1,424,781.97	-0-

SPECIAL FUND ACCOUNTS									
COINAGE PROFIT FUND									
FUND RESOURCES:									
UNDISBURSED FUNDS									
		NO YEAR 20	5811	1,001,332.73	2,517,966.71	---	2,367,412.82	---	(1,151,886.62)
		FY 1976		1,001,332.73	2,517,966.71	---	2,367,412.82	---	(1,151,886.62)
SUBTOTAL									
TRANSITION QUARTER									
UNDISBURSED FUNDS		NO YEAR 20	5811	(1,151,886.62)	---	---	574,865.10	---	577,021.52
		TRANSITION QUARTER		(1,151,886.62)	---	---	574,865.10	---	577,021.52
SUBTOTAL TRANSITION QUARTER									
FUND EQUITIES:									
UNBLIGATED BALANCE				-682,033.29	---	---	---	-427,199.21	-254,834.08
ACCOUNTS PAYABLE				-319,299.44	---	---	---	2,888.00	-322,187.44
		NO YEAR 20	5811	-0-	2,517,966.71	---	2,942,277.92	-424,311.21	-0-
SUBTOTAL 20									
TOTAL, BUREAU OF THE MINT FY 1976									
				47,097,966.71	---	---	46,434,810.72	---	---
TOTAL, BUREAU OF THE MINT T.O.									
				10,307,500.00	---	---	10,048,752.91	921,903.08	---
BUREAU OF THE PUBLIC DEBT									
GENERAL FUND ACCOUNTS									
ADMINISTERING THE PUBLIC DEBT									
FUND RESOURCES:									
UNDISBURSED FUNDS		1976 20	0560	---	103,000,000.00	---	88,169,951.46	---	(14,830,048.54)
		1975		9,988,707.86	---	---	9,043,797.97	---	(944,909.89)
		1974		335,944.97	---	---	209,259.61	---	(126,685.36)
		PRIOR YEARS		148,286.26	---	---	69,621.42	---	(78,664.84)
		FY 1976		10,472,939.09	103,000,000.00	---	97,492,630.46	---	(15,980,308.63)
SUBTOTAL FY 1976									
TRANSITION QUARTER									
UNDISBURSED FUNDS		1976 20	0560	(14,830,048.54)	26,300,000.00	---	26,178,779.14	1,454,261.56	13,497,007.84
		1975		(944,909.89)	---	---	206,801.28	91,792.03	646,316.58
		1974		(126,685.36)	---	-5,732.11	1,117.60	119,835.65	---
		PRIOR YEARS		(78,664.84)	---	5,732.11	61.50	2,357.29	81,978.16
		TRANSITION QUARTER		(15,980,308.63)	26,300,000.00	---	26,386,759.52	1,668,246.53	14,225,302.58
		ACCOUNTS RECEIVABLE		128,205.52	---	---	---	110,453.21	17,752.31
SUBTOTAL TRANSITION QUARTER									
ACCOUNTS RECEIVABLE				-7,314,896.48	---	---	---	4,258,522.84	-11,573,419.32
ACCOUNTS PAYABLE				-3,286,248.13	---	---	---	-616,612.56	-2,669,635.57
UNDELIVERED ORDERS				-0-	---	---	---	---	-0-
		NO YEAR 20	0560	-0-	129,300,000.00	---	123,879,389.98	5,420,610.02	-0-
SUBTOTAL 20									
TOTAL, BUREAU OF THE PUBLIC DEBT FY 1976									
				103,000,000.00	---	---	97,492,630.46	---	---
TOTAL, BUREAU OF THE PUBLIC DEBT T.O.									
				26,300,000.00	---	---	26,386,759.52	5,420,610.02	---
INTERNAL REVENUE SERVICE									
GENERAL FUND ACCOUNTS									
SALARIES AND EXPENSES, INTERNAL REVENUE SERVICE									
FUND RESOURCES:									
UNDISBURSED FUNDS		1976 20	0911	---	45,825,000.00	---	42,552,526.41	---	(3,272,473.59)
		1975		1,590,831.09	---	---	1,364,262.78	---	(226,568.31)
		1974		475,868.67	---	---	70,952.18	---	(404,916.49)
		PRIOR YEARS		50,021.15	---	---	6,778.29	---	(43,242.86)
		FY 1976		2,116,720.91	45,825,000.00	---	43,994,519.66	---	(3,947,201.25)
SUBTOTAL FY 1976									
TRANSITION QUARTER									
UNDISBURSED FUNDS		1976 20	0911	(3,272,473.59)	11,585,000.00	---	10,544,359.85	423,039.05	3,890,074.69
		1975		(226,568.31)	---	---	-9,238.96	199,604.39	36,202.88
		1974		(404,916.49)	---	-132,767.57	23.76	272,125.16	---
		PRIOR YEARS		(43,242.86)	---	132,767.57	35.27	37,154.87	138,820.29
		TRANSITION QUARTER		(3,947,201.25)	11,585,000.00	---	10,535,179.92	931,923.47	4,065,057.86
		ACCOUNTS RECEIVABLE		542,368.89	---	---	---	296,668.65	245,700.24
SUBTOTAL TRANSITION QUARTER									
ACCOUNTS RECEIVABLE				-2,024,933.29	---	---	---	1,244,732.11	-3,269,665.40
ACCOUNTS PAYABLE				-634,156.51	---	---	---	406,976.19	-1,041,132.70
UNDELIVERED ORDERS				-0-	---	---	---	---	-0-
		NO YEAR 20	0911	-0-	57,410,000.00	---	54,529,699.58	2,880,300.42	-0-
SUBTOTAL 20									

Appropriations, Outlays, and Balances - Continued

Appropriation or Fund Account		Account symbol			Balances beginning of fiscal year 1/	Appropriations and other obligations authority 2/	Transfers, borrowings, and investments (net) 2/	Outlays (net)	Balances withdrawn and other transactions 4/	Balances end of fiscal year 2/
Title	Period of availability	Dept. Reg.	Account No.	Sub. No.						
INTERNAL REVENUE SERVICE-CONTINUED										
GENERAL FUND ACCOUNTS-CONTINUED										
ACCOUNTS, COLLECTION AND TAXPAYER SERVICE,										
INTERNAL REVENUE SERVICE										
FUND RESOURCES:										
UNDISBURSED FUNDS	1976	20	0912		-	\$791,740,000.00	-	\$727,257,497.70	-	(\$64,482,502.30)
	1975				\$58,957,618.86	-	-	52,777,854.69	-	(6,179,764.17)
	1974				7,766,511.89	-	-	3,304,583.16	-	(4,461,928.73)
	PRIOR YEARS				2,050,099.88	-	-	545,877.27	-	(1,504,222.61)
	SUBTOTAL	FY 1976			68,774,230.63	791,740,000.00	-	783,885,812.82	-	(76,628,417.81)
TRANSITION QUARTER										
UNDISBURSED FUNDS	1976	20	0912		(64,482,502.30)	199,690,000.00	-	172,737,347.60	\$2,461,329.74	88,973,824.96
	1975				(6,179,764.17)	-	-	268,331.80	3,642,104.90	2,269,327.47
	1974				(4,461,928.73)	-	-	134,983.50	2,179,483.05	-
	PRIOR YEARS				(1,504,222.61)	-	\$2,147,462.18	79,281.17	930,007.03	2,642,396.59
	SUBTOTAL	TRANSITION QUARTER			(76,628,417.81)	199,690,000.00	-	173,219,944.07	9,212,924.72	93,885,549.02
ACCOUNTS RECEIVABLE										
FUND EQUITIES:										
ACCOUNTS PAYABLE					1,085,954.10	-	-	-	-5,917,878.47	7,003,832.57
UNDELIVERED ORDERS					-34,631,804.58	-	-	-	35,063,259.74	-69,695,064.32
					-35,228,380.15	-	-	-	-4,034,062.88	-31,194,317.27
	SUBTOTAL	20	0912		-0-	991,430,000.00	-	957,105,756.89	34,324,243.11	-0-
COMPLIANCE, INTERNAL REVENUE SERVICE										
FUND RESOURCES:										
UNDISBURSED FUNDS	1976	20	0913		-	853,955,000.00	-	813,589,865.88	-	(40,365,134.12)
	1975				41,011,124.86	-	-	37,554,064.97	-	(3,457,059.89)
	1974				4,342,106.54	-	-	2,534,194.95	-	(1,807,911.59)
	PRIOR YEARS				1,460,370.16	-	-	342,532.09	-	(1,117,838.07)
	SUBTOTAL	FY 1976			46,813,601.56	853,955,000.00	-	854,020,657.89	-	(46,747,943.67)
TRANSITION QUARTER										
UNDISBURSED FUNDS	1976	20	0913		(40,365,134.12)	215,840,000.00	-	199,834,848.11	961,520.42	55,408,765.59
	1975				(3,457,059.89)	-	-	251,287.54	1,464,630.62	1,741,141.73
	1974				(1,807,911.59)	-	-	157,663.14	432,438.68	-
	PRIOR YEARS				(1,117,838.07)	-	-1,217,809.77	19,761.93	815,641.39	1,500,244.52
	SUBTOTAL	TRANSITION QUARTER			(46,747,943.67)	215,840,000.00	-	200,263,560.72	3,674,231.11	58,650,151.84
ACCOUNTS RECEIVABLE										
FUND EQUITIES:										
ACCOUNTS PAYABLE					6,767,237.55	-	-	-	1,895,518.80	4,871,718.75
UNDELIVERED ORDERS					-30,799,555.97	-	-	-	18,506,818.34	-49,306,374.31
					-22,781,283.14	-	-	-	-8,565,786.86	-14,215,496.28
	SUBTOTAL	20	0913		-0-	1,069,795,000.00	-	1,054,284,218.61	15,510,781.39	-0-
PAYMENT WHERE CREDIT EXCEEDS LIABILITY FOR TAX										
FUND RESOURCES:										
UNDISBURSED FUNDS	NO YEAR	20	0903		-	808,425,335.64	-	808,425,335.64	-	-
	SUBTOTAL	FY 1976			-	808,425,335.64	-	808,425,335.64	-	-
TRANSITION QUARTER										
UNDISBURSED FUNDS	NO YEAR	20	0903		-	85,773,229.03	-	85,773,229.03	-	-
	SUBTOTAL	TRANSITION QUARTER			-	85,773,229.03	-	85,773,229.03	-	-
	SUBTOTAL	20	0903		-0-	894,198,564.67	-	894,198,564.67	-	-0-
REFUNDING INTERNAL REVENUE COLLECTIONS, INTEREST										
FUND RESOURCES:										
UNDISBURSED FUNDS	NO YEAR	20	0904		-	295,135,180.52	-	295,135,180.52	-	-
	SUBTOTAL	FY 1976			-	295,135,180.52	-	295,135,180.52	-	-
TRANSITION QUARTER										
UNDISBURSED FUNDS	NO YEAR	20	0904		-	102,090,000.51	-	102,090,000.51	-	-
	SUBTOTAL	TRANSITION QUARTER			-	102,090,000.51	-	102,090,000.51	-	-
	SUBTOTAL	20	0904		-0-	397,225,181.03	-	397,225,181.03	-	-0-
SPECIAL FUND ACCOUNTS										
INTERNAL REVENUE, COLLECTIONS FOR PUERTO RICO										
FUND RESOURCES:										
UNDISBURSED FUNDS	NO YEAR	20	5737		12,635,423.16	140,003,762.06	-	139,034,850.43	-	(13,604,334.79)
	SUBTOTAL	FY 1976			12,635,423.16	140,003,762.06	-	139,034,850.43	-	(13,604,334.79)
TRANSITION QUARTER										
UNDISBURSED FUNDS	NO YEAR	20	5737		(13,604,334.79)	28,527,541.47	-	28,907,238.51	-	13,224,637.75
	SUBTOTAL	TRANSITION QUARTER			(13,604,334.79)	28,527,541.47	-	28,907,238.51	-	13,224,637.75
FUND EQUITIES:										
ACCOUNTS PAYABLE					-12,635,423.16	-	-	-	589,214.59	-13,224,637.75
	SUBTOTAL	20	5737		-0-	168,531,303.53	-	167,942,088.94	589,214.59	-0-

PUBLIC ENTERPRISE FUNDS									
FEDERAL TAX LIEN REVOLVING FUND, INTERNAL REVENUE SERVICE									
FUND RESOURCES:									
UNDISBURSED FUNDS	NO YEAR 20	4413	744,443.82						(851,970.96)
	SUBTOTAL FY 1976		744,443.82						(851,970.96)
TRANSITION QUARTER									
UNDISBURSED FUNDS	NO YEAR 20	4413	(851,970.96)						836,059.09
	SUBTOTAL TRANSITION QUARTER		(851,970.96)						836,059.09
FUND EQUITIES:									
UNOBLIGATED BALANCE			-744,443.82					91,615.27	-836,059.09
	SUBTOTAL 20	4413	-0-					91,615.27	-0-
TOTAL, INTERNAL REVENUE SERVICE FY 1976 . . . . .									
			2,935,084,278.22			2,924,388,829.82			
TOTAL, INTERNAL REVENUE SERVICE T.Q. . . . .									
			643,505,771.01			600,805,064.63	53,396,154.78		
UNITED STATES SECRET SERVICE									
GENERAL FUND ACCOUNTS									
SALARIES AND EXPENSES, UNITED STATES SECRET SERVICE									
FUND RESOURCES:									
UNDISBURSED FUNDS	NO YEAR 20	1408		1,000,000.00					(1,000,000.00)
	1976			113,950,000.00					(18,806,888.90)
	1975		8,221,375.46			95,143,111.10			(1,943,420.11)
	1974		842,393.39			6,277,955.35			(339,791.17)
	PRIOR YEARS		395,223.82			502,602.22			(426,659.16)
	SUBTOTAL FY 1976		9,458,992.67	114,950,000.00		101,892,233.33			(22,516,755.34)
TRANSITION QUARTER									
UNDISBURSED FUNDS	NO YEAR 20	1408	(1,000,000.00)						1,000,000.00
	1976		(18,806,888.90)	33,360,000.00		28,223,112.79	3,233,956.98		20,709,819.13
	1975		(1,943,420.11)			403,244.98	1,001,281.54		538,853.59
	1974		(339,791.17)			10,504.53	5,245.19		
	PRIOR YEARS		(426,659.16)		-324,041.45	113,240.95	281,943.43		355,516.23
	SUBTOTAL TRANSITION QUARTER		(22,516,759.34)	33,360,000.00	324,041.45	28,750,103.25	4,522,427.14		22,604,228.95
ACCOUNTS RECEIVABLE			1,200,505.78				-1,150,666.52		2,351,172.30
FUND EQUITIES:									
UNOBLIGATED BALANCE							1,000,000.00		-1,000,000.00
ACCOUNTS PAYABLE			-5,079,098.12				8,257,174.48		-13,336,272.60
UNDELIVERED ORDERS			-5,580,400.33				5,038,728.32		-10,619,128.65
	SUBTOTAL 20	1408	-0-	148,310,000.00		130,642,336.58	17,667,663.42		-0-
CONTRIBUTION FOR ANNUITY BENEFITS, UNITED STATES SECRET SERVICE									
FUND RESOURCES:									
UNDISBURSED FUNDS	NO YEAR 20	1407		3,547,982.89		3,547,982.89			
	SUBTOTAL FY 1976			3,547,982.89		3,547,982.89			
TRANSITION QUARTER									
UNDISBURSED FUNDS	NO YEAR 20	1407		1,267,130.25		1,267,130.25			
	SUBTOTAL TRANSITION QUARTER			1,267,130.25		1,267,130.25			
	SUBTOTAL 20	1407	-0-	4,815,113.14		4,815,113.14			-0-
TOTAL, UNITED STATES SECRET SERVICE FY 1976 . . . . .									
			118,497,982.89			105,440,216.22			
TOTAL, UNITED STATES SECRET SERVICE T.Q. . . . .									
			34,627,130.25			30,017,233.50	17,667,663.42		
OFFICE OF THE COMPTROLLER OF THE CURRENCY									
TRUST FUND ACCOUNTS									
ASSESSMENT FUNDS, OFFICE OF THE COMPTROLLER OF THE CURRENCY									
FUND RESOURCES:									
UNDISBURSED FUNDS	NO YEAR 20	8413	273,500.73		4,400,000.00	4,238,687.54			(434,813.19)
INVESTMENTS IN PUBLIC DEBT SECURITIES			30,035,000.00		-4,400,000.00				(25,635,000.00)
	SUBTOTAL FY 1976		30,308,500.73			4,238,687.54			(26,069,813.19)
TRANSITION QUARTER									
UNDISBURSED FUNDS	NO YEAR 20	8413	(434,813.19)		-22,200,000.00	-22,096,495.44			331,308.63
INVESTMENTS IN PUBLIC DEBT SECURITIES			(25,635,000.00)		22,200,000.00				47,835,000.00
	SUBTOTAL TRANSITION QUARTER		(26,069,813.19)			-22,096,495.44			48,166,308.63
ACCOUNTS RECEIVABLE			1,547,737.24				521,547.74		1,026,189.50

FOOTNOTES AT END OF CHAPTER



Appropriations, Outlays, and Balances - Continued

Appropriation or Fund Account		Account symbol			Balances beginning of fiscal year <sup>1/</sup>	Appropriations and other obligational authority <sup>2/</sup>	Transfers, borrowings, and investments (net) <sup>3/</sup>	Outlays (net)	Balances withdrawn and other transactions <sup>4/</sup>	Balances end of fiscal year <sup>5/</sup>
Title	Period of availability	Dept. Reg.	Account No. Tr. From	Sub. No.						
OFFICE OF THE COMPTROLLER OF THE CURRENCY-CONTINUED										
TRUST FUND ACCOUNTS-CONTINUED										
ASSESSMENT FUNDS, OFFICE OF THE COMPTROLLER OF THE CURRENCY-CONTINUED										
FUND EQUITIES:										
UNOBLIGATED BALANCE					- \$26,463,700.36	- - - - -	- - - - -	- - - - -	- \$5,529,729.10	- \$20,933,971.26
ACCOUNTS PAYABLE					- 5,392,537.61	- - - - -	- - - - -	- - - - -	22,865,989.26	- 28,258,526.87
	SUBTOTAL 20		8413		- 0-	- - - - -	- - - - -	- \$17,857,807.90	17,857,807.90	- 0-
TOTAL, OFFICE OF THE COMPTROLLER OF THE CURRENCY FY 1976 . . . . .					- - - - -	- - - - -	- - - - -	4,238,687.54	- - - - -	- - - - -
TOTAL, OFFICE OF THE COMPTROLLER OF THE CURRENCY T.Q. . . . .					- - - - -	- - - - -	- - - - -	- 22,096,495.44	17,857,807.90	- - - - -
INTEREST ON THE PUBLIC DEBT										
GENERAL FUND ACCOUNTS										
INTEREST ON THE PUBLIC DEBT (PERMANENT APPROPRIATION)										
FUND RESOURCES:										
UNDISBURSED FUNDS	NO YEAR 20		0550		- - - - -	\$37,063,211,190.75	- - - - -	37,063,211,190.75	- - - - -	- - - - -
	SUBTOTAL FY 1976				- - - - -	37,063,211,190.75	- - - - -	37,063,211,190.75	- - - - -	- - - - -
TRANSITION QUARTER UNDISBURSED FUNDS	NO YEAR 20		0550		- - - - -	8,101,560,678.45	- - - - -	8,101,560,678.45	- - - - -	- - - - -
	SUBTOTAL TRANSITION QUARTER				- - - - -	8,101,560,678.45	- - - - -	8,101,560,678.45	- - - - -	- - - - -
	SUBTOTAL 20		0550		- 0-	45,164,771,869.20	- - - - -	45,164,771,869.20	- - - - -	- 0-
TOTAL, INTEREST ON THE PUBLIC DEBT FY 1976 . . . . .					- - - - -	37,063,211,190.75	- - - - -	37,063,211,190.75	- - - - -	- - - - -
TOTAL, INTEREST ON THE PUBLIC DEBT T.Q. . . . .					- - - - -	8,101,560,678.45	- - - - -	8,101,560,678.45	- - - - -	- - - - -
GENERAL REVENUE SHARING										
GENERAL FUND ACCOUNTS										
PAYMENTS TO STATE AND LOCAL GOVERNMENT FISCAL ASSISTANCE TRUST FUND, DEPARTMENT OF THE TREASURY										
FUND RESOURCES:										
UNDISBURSED FUNDS	NO YEAR 20		2111		- - - - -	6,354,780,000.00	- - - - -	6,354,780,000.00	- - - - -	- - - - -
	SUBTOTAL FY 1976				- - - - -	6,354,780,000.00	- - - - -	6,354,780,000.00	- - - - -	- - - - -
TRANSITION QUARTER UNDISBURSED FUNDS	NO YEAR 20		2111		- - - - -	3,327,390,000.00	- - - - -	3,327,390,000.00	- - - - -	- - - - -
	SUBTOTAL TRANSITION QUARTER				- - - - -	3,327,390,000.00	- - - - -	3,327,390,000.00	- - - - -	- - - - -
	SUBTOTAL 20		2111		- 0-	9,682,170,000.00	- - - - -	9,682,170,000.00	- - - - -	- 0-
TRUST FUND ACCOUNTS										
STATE AND LOCAL GOVERNMENT FISCAL ASSISTANCE TRUST FUND, DEPARTMENT OF THE TREASURY										
FUND RESOURCES:										
UNDISBURSED FUNDS	NO YEAR 20		8111		1,674,022,797.00	6,354,780,000.00	- - - - -	6,242,925,608.00	- - - - -	(1,785,877,189.00)
	SUBTOTAL FY 1976				1,674,022,797.00	6,354,780,000.00	- - - - -	6,242,925,608.00	- - - - -	(1,785,877,189.00)
TRANSITION QUARTER UNDISBURSED FUNDS	NO YEAR 20		8111		(1,785,877,189.00)	3,327,390,000.00	- - - - -	1,587,642,402.00	- - - - -	3,525,624,787.00
	SUBTOTAL TRANSITION QUARTER				(1,785,877,189.00)	3,327,390,000.00	- - - - -	1,587,642,402.00	- - - - -	3,525,624,787.00
FUND EQUITIES:					- - - - -	- - - - -	- - - - -	- - - - -	83,953,199.00	- 83,953,199.00
UNOBLIGATED BALANCE					- 1,674,022,797.00	- - - - -	- - - - -	- - - - -	1,767,648,791.00	- 3,441,671,588.00
ACCOUNTS PAYABLE					- 0-	- - - - -	- - - - -	- - - - -	1,851,601,990.00	- 0-
	SUBTOTAL 20		8111		- 0-	9,682,170,000.00	- - - - -	7,830,568,010.00	- - - - -	- 0-

DEDUCTIONS FOR OFFSETTING RECEIPTS <sup>7</sup>									
INTRABUDGETARY TRANSACTIONS									
TRANSITION QUARTER									
INTRABUDGETARY TRANSACTIONS									
TOTAL, GENERAL REVENUE SHARING FY 1976									
TOTAL, GENERAL REVENUE SHARING T.Q.									
DEDUCTIONS FOR OFFSETTING RECEIPTS <sup>7</sup>									
PROPRIETARY RECEIPTS FROM THE PUBLIC									
RECEIPTS FROM OFF-BUDGET FEDERAL AGENCIES									
INTRABUDGETARY TRANSACTIONS									
TRANSITION QUARTER									
PROPRIETARY RECEIPTS FROM THE PUBLIC									
RECEIPTS FROM OFF-BUDGET FEDERAL AGENCIES									
INTRABUDGETARY TRANSACTIONS									
TOTAL FY 1976									
TOTAL T.Q.									
TOTAL, THE DEPARTMENT OF THE TREASURY FY 1976									
TOTAL, THE DEPARTMENT OF THE TREASURY T.Q.									
MEMORANDUM									
PUBLIC DEBT RETIREMENT									
GENERAL FUND ACCOUNTS									
SINKING FUND (PERMANENT APPROPRIATION)									
FUND RESOURCES:									
UNDISBURSED FUNDS									
SUBTOTAL NO YEAR 20 0575									
TRANSITION QUARTER									
UNDISBURSED FUNDS									
SUBTOTAL TRANSITION QUARTER NO YEAR 20 0575									
FUND EQUITIES:									
UNOBLIGATED BALANCE									
SUBTOTAL 20 0575									
PUBLIC DEBT PRINCIPAL (PERMANENT APPROPRIATION)									
FUND RESOURCES:									
UNDISBURSED FUNDS									
SUBTOTAL NO YEAR 20 0500									
TRANSITION QUARTER									
UNDISBURSED FUNDS									
SUBTOTAL TRANSITION QUARTER NO YEAR 20 0500									
SUBTOTAL 20 0500									

Appropriations, Outlays, and Balances - Continued

Appropriation or Fund Account		Account symbol			Balances beginning of fiscal year 1/	Appropriations and other obligational authority 2/	Transfers, borrowings, and investments (net) 2/	Outlays (net)	Balances withdrawn and other transactions 4/	Balances end of fiscal year 2/
Title	Period of availability	Dept. Re	Account No	Sub. No.						
MEMORANDUM-CONTINUED										
PUBLIC DEBT RETIREMENT-CONTINUED										
SPECIAL FUND ACCOUNT										
GIFTS TO THE UNITED STATES FOR REDUCTION OF THE PUBLIC DEBT, BUREAU OF GOVERNMENT FINANCIAL OPERATIONS										
FUND RESOURCES:										
UNDISBURSED FUNDS										
	NO YEAR 20		5080		210,637.67	10-209,504.15				(1,133.52)
	FY 1976				210,637.67	-209,504.15				(1,133.52)
	SUBTOTAL									
TRANSITION QUARTER UNDISBURSED FUNDS										
	NO YEAR 20		5080		(1,133.52)	54,731.61	10-55,865.13			
	QUARTER				(1,133.52)	54,731.61	-55,865.13			
	SUBTOTAL				-0-	265,369.28	-265,369.28			-0-
	SUBTOTAL 20		5080							
TOTAL, PUBLIC DEBT RETIREMENT FY 1976 . . . . .										
						633,324,402,803.13	-632,643,552,584.14			
TOTAL, PUBLIC DEBT RETIREMENT T.Q.. . . . .										
						168,609,415,611.67	-168,609,416,745.19		\$680,849,085.47	
REFUNDS OF RECEIPTS										
GENERAL FUND ACCOUNTS										
REFUNDING INTERNAL REVENUE										
COLLECTIONS										
FUND RESOURCES:										
UNDISBURSED FUNDS										
	NO YEAR 20		0903		33,566,777,877.34		\$33,127,168,694.81	439,609,182.53		
	FY 1976				33,566,777,877.34		33,127,168,694.81	439,609,182.53		
	SUBTOTAL									
TRANSITION QUARTER UNDISBURSED FUNDS										
	NO YEAR 20		0903		2,388,185,173.13		2,382,013,649.81	6,171,523.32		
	QUARTER				2,388,185,173.13		2,382,013,649.81	6,171,523.32		
	SUBTOTAL				-0-	35,954,963,050.47	35,509,182,344.62	445,780,705.85		-0-
	SUBTOTAL 20		0903							
REFUND OF MONEYS ERRONEOUSLY RECEIVED AND COVERED										
FUND RESOURCES:										
UNDISBURSED FUNDS										
	NO YEAR 20		1807		784,469.39		784,469.39			
	FY 1976				784,469.39		784,469.39			
	SUBTOTAL									
TRANSITION QUARTER UNDISBURSED FUNDS										
	NO YEAR 20		1807		49,878,989.18		49,878,989.18			
	QUARTER				49,878,989.18		49,878,989.18			
	SUBTOTAL				-0-	50,663,458.57	50,663,458.57			-0-
	SUBTOTAL 20		1807							
REFUNDS AND DRAWBACKS, UNITED STATES CUSTOMS SERVICE										
FUND RESOURCES:										
UNDISBURSED FUNDS										
	NO YEAR 20		0603		134,350,705.55		134,350,705.55			
	FY 1976				134,350,705.55		134,350,705.55			
	SUBTOTAL									
TRANSITION QUARTER UNDISBURSED FUNDS										
	NO YEAR 20		0603		30,599,389.96		30,599,389.96			
	QUARTER				30,599,389.96		30,599,389.96			
	SUBTOTAL				-0-	164,950,095.51	164,950,095.51			-0-
	SUBTOTAL 20		0603							
TOTAL, REFUNDS OF RECEIPTS FY 1976 . . . . .										
						33,701,913,052.28	33,262,303,869.75	439,609,182.53		
TOTAL, REFUNDS OF RECEIPTS T.Q.. . . . .										
						2,468,663,552.27	2,462,492,028.95	6,171,523.32		

**Appropriations, Outlays, and Balances**

1 Amounts in parentheses represent non-add balances at the end of fiscal year 1976 and at the beginning of the transition quarter. Obligation data is shown at the beginning of fiscal year 1976 and at the end of the transition quarter only.

2 The amounts in this column, unless otherwise footnoted, represent appropriations, increases in borrowing authority or new contract authority. Appropriation accounts with appropriation transfer activity are presented in Table 1 (Appropriations and appropriation transfers) at the end of the chapter. For further detail on appropriations, increases in borrowing authority and new contract authority; see Tables 1, 3 and 7 respectively in Part Four - Information Tables.

3 For detail of transfer activity by account see Table 2 (Transfers - Other than Appropriation Transfers) at end of chapter. Amounts not appearing in Table 2, unless otherwise footnoted, represent transfers of obligated balances from lapsed appropriations to merged prior-year accounts pursuant to 31 U.S.C. 701, borrowings (net) or investments (net).

4 The amounts in this column, unless otherwise footnoted, represent unobligated balances withdrawn or restored pursuant to 31 U.S.C. 701 and changes in unfilled customer orders, accounts receivable, accounts payable, undelivered orders and unobligated balances.

5 Unobligated balance represents no-year or unexpired multiple-year account unless otherwise footnoted.

6 Represents capital transfer to miscellaneous receipts.

7 For detail by account see Table C - "Receipts by Organizational Unit."

8 Represents:  
 Public debt expenditures per June 30, 1976----- \$632,643,552,584.14  
 Less: Amount of gifts to the United States applied to the reduction of the public debt. 209,504.15

9 Represents:  
 Public debt expenditures per September 30, 1976----- \$168,609,416,745.19  
 Less: Amount of gifts to the United States applied to the reduction of the public debt. 55,865.13

10 Represents amount transferred to public debt principal account and applied to the reduction of the public debt.

**TABLE 1 - APPROPRIATIONS AND APPROPRIATION TRANSFERS**

Account Symbol	Net Appropriations and Appropriation Transfers	Appropriation Amount	Net Appropriation Transfers	Detail of Appropriation Transfers		
				Accounts Involved	Amount From, Or To (-)	Citation of Law
2060101	\$24,243,000.00	\$24,701,000.00	-\$458,000.00	2060107	-\$458,000.00	31 USC 1001 note
2060107	3,027,000.00	2,569,000.00	458,000.00	2060101	458,000.00	31 USC 1001 note
<b>TOTAL (FY)</b>	<b>\$27,270,000.00</b>	<b>\$27,270,000.00</b>	<b>\$0</b>		<b>\$0</b>	
2060101	\$7,004,500.00	\$7,119,000.00	-\$114,500.00	2060107	-\$114,500.00	31 USC 1001 note
2060107	766,000.00	651,500.00	114,500.00	2060101	114,500.00	31 USC 1001 note
<b>TOTAL (TQ)</b>	<b>\$7,770,500.00</b>	<b>\$7,770,500.00</b>	<b>\$0</b>		<b>\$0</b>	

\* Appropriations to accounts which did not have appropriation transfer activity during the fiscal year and transition quarter are not included in this table.

**TABLE 2 - TRANSFERS (OTHER THAN APPROPRIATION TRANSFERS - TABLE 1)**

Account Symbol	Net Transfers	Details of Transfers		
		Accounts Involved	Amount From Or To (-)	Citation of Law
20X1617	\$35,742.09	47-20X1617	\$35,742.09	31 USC 294,686
20-20X1617	-35,742.09	20X1617	-35,742.09	31 USC 294,686
<b>TOTAL (FY)</b>	<b>\$0</b>		<b>\$0</b>	

Account Symbol	Net Transfers	Details of Transfers		
		Accounts Involved	Amount From Or To (-)	Citation of Law

FOOTNOTES

Appropriations, Outlays, and Balances - Continued

Appropriation or Fund Account		Account symbol			Balances beginning of fiscal year 1/	Appropriations and other obligatory authority 2/	Transfers, borrowings, and investments (net) 3/	Outlays (net)	Balances withdrawn and other transactions 4/	Balances end of fiscal year 5/
Title	Period of availability	Dept. Reg.	Account No.	Sub. No.						
ENERGY RESEARCH AND DEVELOPMENT ADMINISTRATION										
GENERAL FUND ACCOUNTS										
OPERATING EXPENSES, ENERGY RESEARCH AND DEVELOPMENT ADMINISTRATION										
FUND RESOURCES:										
UNDISBURSED FUNDS	NO YEAR 89		0100		\$1,434,841,039.64	\$3,553,851,000.00	-\$18,170,000.00	\$2,959,176,754.75	-	(\$2,011,345,284.89)
	1975				9,800,087.63	-	-	8,225,689.35	-	(1,574,398.28)
	1974				3,236,919.83	-	-	2,696,078.34	-	(540,841.49)
	PRIOR YEARS				1,259.50	-	-	400.00	-	(859.50)
TRANSFER TO:										
HOUSING AND URBAN DEVELOPMENT	NO YEAR 86 89		0100		-	-	5,170,000.00	686,506.13	-	(4,483,493.87)
	1976				1,447,879,306.60	3,553,851,000.00	-13,000,000.00	2,970,785,428.57	-	(2,017,944,378.03)
SUBTOTAL FY 1976										
TRANSITION QUARTER	NO YEAR 89		0100		(2,011,345,284.89)	1,069,621,000.00	-17,880,000.00	863,062,755.04	-	2,200,023,529.85
UNDISBURSED FUNDS	1975				(1,574,398.28)	-	-	645,016.97	\$111,140.96	818,240.35
	1974				(540,841.49)	-	-31,288.70	80,620.65	428,932.14	-
	PRIOR YEARS				(859.50)	-	31,288.70	-	859.50	31,288.70
TRANSFER TO:										
HOUSING AND URBAN DEVELOPMENT	NO YEAR 86 89		0100		(4,483,493.87)	-	2,680,000.00	483,418.56	-	6,680,075.31
	1976				(2,017,944,878.03)	1,069,621,000.00	-15,200,000.00	864,271,811.22	540,932.60	2,207,553,134.21
SUBTOTAL TRANSITION QUARTER										
ACCOUNTS RECEIVABLE					219,679,405.99	-	-	-	-80,441,026.60	300,120,432.59
UNFILLED CUSTOMER ORDERS					787,376,417.88	-	-	-	-151,325,319.63	938,701,737.51
FUND EQUITIES:										
UNOBLIGATED BALANCE					-359,107,200.23	-	-	-	298,367,088.67	-657,474,288.90
ACCOUNTS PAYABLE					-423,795,595.71	-	-	-	181,253,965.79	-605,049,561.50
UNDELIVERED ORDERS					-1,672,032,334.53	-	-	-	511,819,119.38	-2,183,851,453.91
	NO YEAR 89		0100		-0-	4,623,472,000.00	-28,200,000.00	3,835,057,239.79	760,214,760.21	-0-
SPECIAL FOREIGN CURRENCY PROGRAM, ENERGY RESEARCH AND DEVELOPMENT ADMINISTRATION										
FUND RESOURCES:										
UNDISBURSED FUNDS	NO YEAR 89		0104		-	6,650,000.00	-	496.98	-	(6,649,503.02)
	1976				-	6,650,000.00	-	496.98	-	(6,649,503.02)
SUBTOTAL FY 1976										
TRANSITION QUARTER	NO YEAR 89		0104		(6,649,503.02)	-	-	1,578.00	-	6,647,925.02
UNDISBURSED FUNDS	1976				(6,649,503.02)	-	-	1,578.00	-	6,647,925.02
SUBTOTAL TRANSITION QUARTER										
FUND EQUITIES:										
UNOBLIGATED BALANCE					-	-	-	-	6,647,306.84	-6,647,306.84
UNDELIVERED ORDERS					-	-	-	-	618.18	-618.18
	NO YEAR 89		0104		-0-	6,650,000.00	-	2,074.98	6,647,925.02	-0-
PLANT AND CAPITAL EQUIPMENT, ENERGY RESEARCH AND DEVELOPMENT ADMINISTRATION										
FUND RESOURCES:										
UNDISBURSED FUNDS	NO YEAR 89		0103		755,541,792.57	954,597,000.00	13,000,000.00	788,247,535.47	-	(934,891,257.10)
	1976				755,541,792.57	954,597,000.00	13,000,000.00	788,247,535.47	-	(934,891,257.10)
SUBTOTAL FY 1976										
TRANSITION QUARTER	NO YEAR 89		0103		(934,891,257.10)	194,016,000.00	15,200,000.00	186,909,332.66	-	957,197,924.44
UNDISBURSED FUNDS	1976				(934,891,257.10)	194,016,000.00	15,200,000.00	186,909,332.66	-	957,197,924.44
SUBTOTAL TRANSITION QUARTER										
ACCOUNTS RECEIVABLE					3,327.80	-	-	-	3,327.80	-
FUND EQUITIES:										
UNOBLIGATED BALANCE					-52,896,859.33	-	-	-	41,984,888.10	-94,881,747.43
ACCOUNTS PAYABLE					-28,151,642.26	-	-	-	-288,541.34	-27,863,100.92
UNDELIVERED ORDERS					-674,496,618.78	-	-	-	159,956,457.31	-834,453,076.09
	NO YEAR 89		0103		-0-	1,148,613,000.00	28,200,000.00	975,156,868.13	201,656,131.87	-0-
TRUST FUND ACCOUNTS										
ADVANCES FOR COOPERATIVE WORK, ENERGY RESEARCH AND DEVELOPMENT ADMINISTRATION										
FUND RESOURCES:										
UNDISBURSED FUNDS	NO YEAR 89		8575		65,088.44	358,100.00	-	349,175.08	-	(74,013.36)
	1976				65,088.44	358,100.00	-	349,175.08	-	(74,013.36)
SUBTOTAL FY 1976										
TRANSITION QUARTER	NO YEAR 89		8575		(74,013.36)	85,000.00	-	127,036.39	-	31,976.97
UNDISBURSED FUNDS	1976				(74,013.36)	85,000.00	-	127,036.39	-	31,976.97
SUBTOTAL TRANSITION QUARTER										
FUND EQUITIES:										
UNOBLIGATED BALANCE					-39,184.31	-	-	-	-29,028.40	-10,155.91
ACCOUNTS PAYABLE					-15,205.94	-	-	-	-15,205.94	-
UNDELIVERED ORDERS					-10,698.19	-	-	-	11,122.87	-21,821.06
	NO YEAR 89		8575		-0-	443,100.00	-	476,211.47	-33,111.47	-0-

DEDUCTIONS FOR OFFSETTING RECEIPTS <sup>6</sup>					
PROPRIETARY RECEIPTS FROM THE PUBLIC	-----	-357,647.51	-----	-357,647.51	-----
TRANSITION QUARTER PROPRIETARY RECEIPTS FROM THE PUBLIC	-----	-98,655.58	-----	-98,655.58	-----
TOTAL, ENERGY RESEARCH AND DEVELOPMENT ADMINISTRATION FY 1976 . . . . .	-----	4,515,098,452.49	-----	3,759,024,988.59	-----
TOTAL, ENERGY RESEARCH AND DEVELOPMENT ADMINISTRATION T.Q. . . . .	-----	1,263,623,344.42	-----	1,051,211,102.69	968,485,705.63

## Appropriations, Outlays, and Balances

1 Amounts in parentheses represent non-add balances at the end of fiscal year 1976 and at the beginning of the transition quarter. Obligation data is shown at the beginning of fiscal year 1976 and at the end of the transition quarter only.

2 The amounts in this column, unless otherwise footnoted, represent appropriations, increases in borrowing authority or new contract authority. Appropriation accounts with appropriation transfer activity are presented in Table 1 (Appropriations and appropriation transfers) at the end of the chapter. For further detail on appropri-

ations, increases in borrowing authority and new contract authority; see Tables 1, 3 and 7 respectively in Part Four - Information Tables.

3 For detail of transfer activity by account see Table 2 (Transfers - Other than Appropriation Transfers) at end of chapter. Amounts not appearing in Table 2, unless otherwise footnoted, represent transfers of obligated balances from lapsed appropriations to merged prior-year accounts pursuant to 31 U.S.C. 701, borrowings (net) or investments (net).

4 The amounts in this column, unless otherwise footnoted, represent unobligated balances withdrawn or restored pursuant to 31 U.S.C. 701 and changes in unfilled customer orders, accounts receivable, accounts payable, undelivered orders and unobligated balances.

5 Unobligated balance represents no-year or unexpired multiple-year account unless otherwise footnoted.

6 For detail by account see Table C - "Receipts by Organizational Unit."

### TABLE 1 - APPROPRIATIONS AND APPROPRIATION TRANSFERS

Account Symbol	Net Appropriations and Appropriation Transfers	Appropriation Amount	Net Appropriation Transfers	Detail of Appropriation Transfers		
				Accounts Involved	Amount From, Or To (-)	Citation of Law
89X0100	\$3,553,851,000.00	\$3,580,281,000.00	-\$26,430,000.00	1161453 89X0103	-\$500,000.00 -25,930,000.00	88 STAT. 1894 89 STAT. 1036 90 STAT. 619
89X0103	<u>954,597,000.00</u>	<u>928,667,000.00</u>	<u>25,930,000.00</u>	89X0100	<u>25,930,000.00</u>	89 STAT. 1036 90 STAT. 619
<b>TOTAL (FY)</b>	<u><u>\$4,508,448,000.00</u></u>	<u><u>\$4,508,948,000.00</u></u>	<u><u>-\$500,000.00</u></u>		<u><u>-\$500,000.00</u></u>	
89X0100	<u>\$1,069,621,000.00</u>	<u>\$1,069,746,000.00</u>	<u>-\$125,000.00</u>	1161453	<u>-\$125,000.00</u>	88 STAT. 1894 89 STAT. 1035
<b>TOTAL (TQ)</b>	<u><u>\$1,069,621,000.00</u></u>	<u><u>\$1,069,746,000.00</u></u>	<u><u>-\$125,000.00</u></u>		<u><u>-\$125,000.00</u></u>	

\* Appropriations to accounts which did not have appropriation transfer activity during the fiscal year and transition quarter are not included in this table.

**TABLE 2 - TRANSFERS (OTHER THAN APPROPRIATION TRANSFERS - TABLE 1 )**

Account Symbol	Net Transfers	Details of Transfers		
		Accounts Involved	Amount From Or To (-)	Citation of Law
89X0100	-\$18,170,000.00	89X0103	-\$13,000,000.00	88 STAT. 1250
		86-89X0100	-5,170,000.00	89 STAT. 994
86-89X0100	5,170,000.00	89X0100	5,170,000.00	89 STAT. 994

89X0100	-\$17,880,000.00	89X0103	-\$15,200,000.00	89 STAT. 1036
		86-89X0100	-2,680,000.00	89 STAT. 994
86-89X0100	2,680,000.00	89X0100	2,680,000.00	89 STAT. 994

Account Symbol	Net Transfers	Details of Transfers		
		Accounts Involved	Amount From Or To (-)	Citation of Law
89X0103	\$13,000,000.00	89X0100	\$13,000,000.00	88 STAT. 1250
TOTAL (FY)	<u>\$0</u>		<u>\$0</u>	

89X0103	\$15,200,000.00	89X0100	\$15,200,000.00	89 STAT. 1036
TOTAL (TQ)	<u>\$0</u>		<u>\$0</u>	



Appropriations, Outlays, and Balances - Continued

Appropriation or Fund Account		Account symbol			Balances beginning of fiscal year 1/	Appropriations and other obligational authority 2/	Transfers, borrowings, and investments (net) 3/	Outlays (net)	Balances withdrawn and other transactions 4/	Balances end of fiscal year 5/
Title	Period of availability	Dept. Reg. Tr. From	Account No.	Sub. No.						
ENVIRONMENTAL PROTECTION AGENCY										
GENERAL FUND ACCOUNTS										
AGENCY AND REGIONAL MANAGEMENT, ENVIRONMENTAL PROTECTION AGENCY										
FUND RESOURCES:										
UNDISBURSED FUNDS	1976	68	0105		- - - - -	\$71,583,400.00	- - - - -	\$55,793,536.68	- - - - -	(\$15,789,863.32)
	1975				\$10,177,004.61	- - - - -	- - - - -	8,798,156.90	- - - - -	(1,378,847.71)
	1974				1,699,940.39	- - - - -	- - - - -	720,167.24	- - - - -	(979,773.15)
	PRIOR YEARS				425,834.00	- - - - -	- - - - -	186,393.87	- - - - -	(239,440.13)
	SUBTOTAL FY 1976				12,302,779.00	71,583,400.00	- - - - -	65,498,254.69	- - - - -	(18,387,924.31)
TRANSITION QUARTER	1976	68	0105		(15,789,863.32)	16,414,000.00	- \$1,226,100.00	15,827,455.42	\$1,386,304.25	13,764,003.65
UNDISBURSED FUNDS	1975				(1,378,847.71)	- - - - -	- - - - -	365,545.32	-212,810.40	1,226,112.79
	1974				(979,773.15)	- - - - -	-939,318.16	408.56	40,046.43	- - - - -
	PRIOR YEARS				(239,440.13)	- - - - -	539,318.16	-70.80	77,944.15	1,100,884.94
	SUBTOTAL TRANSITION QUARTER				(18,387,924.31)	16,414,000.00	-1,226,100.00	16,193,338.50	1,291,484.43	16,091,001.38
ACCOUNTS RECEIVABLE					1,101,578.79	- - - - -	- - - - -	- - - - -	-68,870.67	1,170,449.46
FUND EQUITIES:										
ACCOUNTS PAYABLE					-6,901,999.20	- - - - -	- - - - -	- - - - -	5,860,324.91	-12,762,324.11
UNDELIVERED ORDERS					-6,502,358.59	- - - - -	- - - - -	- - - - -	-2,003,231.86	-4,499,126.73
	SUBTOTAL 68	0105			-0-	87,997,400.00	-1,226,100.00	81,691,593.19	5,079,706.81	-0-
ENERGY RESEARCH AND DEVELOPMENT, ENVIRONMENTAL PROTECTION AGENCY										
FUND RESOURCES:										
UNDISBURSED FUNDS	NO YEAR	68	0109		110,795,793.88	100,550,300.00	-2,026,000.00	65,518,158.28	- - - - -	(143,801,935.60)
TRANSFER TO:										
AGRICULTURE, COOPERATIVE STATE RESEARCH SERVICE	NO YEAR	12 68	0109	15	- - - - -	- - - - -	2,026,000.00	168,500.00	- - - - -	(1,857,500.00)
	SUBTOTAL FY 1976				110,795,793.88	100,550,300.00	- - - - -	65,686,658.28	- - - - -	(145,659,435.60)
TRANSITION QUARTER	NO YEAR	68	0109		(143,801,935.60)	21,000,000.00	-216,000.00	24,634,898.43	- - - - -	139,951,037.17
UNDISBURSED FUNDS										
TRANSFER TO:										
AGRICULTURE, COOPERATIVE STATE RESEARCH SERVICE	NO YEAR	12 68	0109	15	(1,857,500.00)	- - - - -	216,000.00	114,500.00	- - - - -	1,959,000.00
	SUBTOTAL TRANSITION QUARTER				(145,659,435.60)	21,000,000.00	- - - - -	24,749,398.43	- - - - -	141,910,037.17
ACCOUNTS RECEIVABLE					20,773,277.75	- - - - -	- - - - -	- - - - -	-11,402,692.03	32,175,969.78
FUND EQUITIES:										
UNOBLIGATED BALANCE					-45,661,286.47	- - - - -	- - - - -	- - - - -	-22,055,641.90	-23,605,644.57
ACCOUNTS PAYABLE					-1,473,486.63	- - - - -	- - - - -	- - - - -	9,821,642.70	-11,295,129.33
UNDELIVERED ORDERS					-84,434,298.53	- - - - -	- - - - -	- - - - -	54,750,934.52	-139,185,233.05
	SUBTOTAL 68	0109			-0-	121,550,300.00	- - - - -	90,436,056.71	31,114,243.29	-0-
RESEARCH AND DEVELOPMENT, ENVIRONMENTAL PROTECTION AGENCY										
FUND RESOURCES:										
UNDISBURSED FUNDS	NO YEAR	68	0107		145,184,326.84	164,870,800.00	-4,000,000.00	161,876,172.34	- - - - -	(144,178,954.50)
	1974				3,005,728.83	- - - - -	- - - - -	2,700,834.53	- - - - -	(304,894.30)
	PRIOR YEARS				5,547.00	- - - - -	- - - - -	- - - - -	- - - - -	(5,547.00)
TRANSFER TO:										
NATIONAL SCIENCE FOUNDATION	NO YEAR	49 68	0107		3,628,950.00	- - - - -	- - - - -	- - - - -	- - - - -	(3,628,950.00)
HEALTH, EDUCATION, AND WELFARE, FOOD AND DRUG ADMINISTRATION	NO YEAR	75 68	0107	6	5,399,998.60	- - - - -	4,000,000.00	5,475,186.22	- - - - -	(3,924,812.38)
	1974				155,644.87	- - - - -	- - - - -	143,858.51	- - - - -	(11,786.36)
	SUBTOTAL FY 1976				157,380,196.14	164,870,800.00	- - - - -	170,196,051.60	- - - - -	(152,054,944.54)
TRANSITION QUARTER	NO YEAR	68	0107		(144,178,954.50)	42,846,000.00	-906,800.00	38,705,247.87	- - - - -	147,412,906.63
UNDISBURSED FUNDS	1974				(304,894.30)	- - - - -	- - - - -	72,907.09	-59,533.87	- - - - -
	PRIOR YEARS				(5,547.00)	- - - - -	291,521.08	- - - - -	5,547.00	291,521.08
TRANSFER TO:										
NATIONAL SCIENCE FOUNDATION	NO YEAR	49 68	0107		(3,628,950.00)	- - - - -	- - - - -	3,628,950.00	- - - - -	- - - - -
HEALTH, EDUCATION, AND WELFARE, FOOD AND DRUG ADMINISTRATION	NO YEAR	75 68	0107	6	(3,924,812.38)	- - - - -	1,000,000.00	1,177,902.75	- - - - -	3,746,909.63
	1974				(11,786.36)	- - - - -	-11,786.36	- - - - -	- - - - -	- - - - -
	PRIOR YEARS				- - - - -	- - - - -	11,786.36	- - - - -	- - - - -	11,786.36
	SUBTOTAL TRANSITION QUARTER				(152,054,944.54)	42,846,000.00	- - - - -	43,585,007.71	-53,986.87	151,463,123.70
ACCOUNTS RECEIVABLE					6,625,648.11	- - - - -	- - - - -	- - - - -	-4,123,718.79	10,749,366.90
FUND EQUITIES:										
UNOBLIGATED BALANCE					-19,590,279.70	- - - - -	- - - - -	- - - - -	5,340,512.56	-24,930,792.26
ACCOUNTS PAYABLE					-17,847,481.00	- - - - -	- - - - -	- - - - -	1,958,026.07	-15,805,507.07
UNDELIVERED ORDERS					-126,568,083.55	- - - - -	- - - - -	- - - - -	-9,091,892.28	-117,476,151.27
	SUBTOTAL 68	0107			-0-	207,716,800.00	93,200.00	213,781,059.31	-5,971,059.31	-0-

ABATEMENT AND CONTROL, ENVIRONMENTAL PROTECTION AGENCY FUND RESOURCES:

Table with columns for agency name, fund resources, year, amount, and balance. Includes subtotals for transition quarters and fund equities.

ENFORCEMENT, ENVIRONMENTAL PROTECTION AGENCY FUND RESOURCES:

Table with columns for agency name, fund resources, year, amount, and balance. Includes subtotals for transition quarters and fund equities.

BUILDINGS AND FACILITIES, ENVIRONMENTAL PROTECTION AGENCY FUND RESOURCES:

Table with columns for agency name, fund resources, year, amount, and balance. Includes subtotals for transition quarters and fund equities.

CONSTRUCTION GRANTS, ENVIRONMENTAL PROTECTION AGENCY FUND RESOURCES:

Table with columns for agency name, fund resources, year, amount, and balance. Includes subtotals for transition quarters and fund equities.

Appropriations, Outlays, and Balances - Continued

Appropriation or Fund Account		Account symbol			Balances beginning of fiscal year <u>1/</u>	Appropriations and other obligational authority <u>2/</u>	Transfers, borrowings, and investments (net) <u>3/</u>	Outlays (net)	Balances withdrawn and other transactions <u>4/</u>	Balances end of fiscal year <u>5/</u>
Title	Period of availability	Dept. Reg.	Account No. Tr. from	Sub. No.						
GENERAL FUND ACCOUNTS-CONTINUED										
SCIENTIFIC ACTIVITIES OVERSEAS, SPECIAL FOREIGN CURRENCY PROGRAM, ENVIRONMENTAL PROTECTION AGENCY										
FUND RESOURCES:										
UNDISBURSED FUNDS	NO YEAR 68		0104		\$5,361,466.87	\$4,000,000.00	- - - - -	\$3,699,848.69	- - - - -	(\$5,661,618.18)
TRANSFER TO:										
NATIONAL SCIENCE FOUNDATION	NO YEAR 49 68		0104		204,943.65	- - - - -	- - - - -	25,893.90	- - - - -	(179,049.75)
	FY 1976				5,566,410.52	4,000,000.00	- - - - -	3,725,742.59	- - - - -	(5,840,667.93)
	SUBTOTAL									
TRANSITION QUARTER	NO YEAR 68		0104		(5,661,618.18)	670,000.00	- - - - -	1,128,488.39	- - - - -	5,203,129.79
UNDISBURSED FUNDS										
TRANSFER TO:										
NATIONAL SCIENCE FOUNDATION	NO YEAR 49 68		0104		(179,049.75)	- - - - -	- - - - -	- - - - -	- - - - -	179,049.75
	FY 1976				(5,840,667.93)	670,000.00	- - - - -	1,128,488.39	- - - - -	5,382,179.54
	SUBTOTAL TRANSITION QUARTER									.60
										-5.60
ACCOUNTS RECEIVABLE										
FUND EQUITIES:										
UNOBLIGATED BALANCE					-197,828.49	- - - - -	- - - - -	- - - - -	635,637.12	-833,465.61
ACCOUNTS PAYABLE					-1,076,253.11	- - - - -	- - - - -	- - - - -	-559,103.30	-517,149.81
UNDELIVERED ORDERS					-4,292,328.92	- - - - -	- - - - -	- - - - -	-260,764.20	-4,031,564.72
	SUBTOTAL 68		0104		-0-	4,670,000.00	- - - - -	4,854,230.98	-184,230.98	-0-
OPERATIONS, RESEARCH, AND FACILITIES, ENVIRONMENTAL PROTECTION AGENCY										
FUND RESOURCES:										
UNDISBURSED FUNDS	NO YEAR 68		0100		43,012,634.24	- - - - -	- - - - -	16,483,929.53	- - - - -	(26,528,704.71)
	PRIOR YEARS				8,760,127.41	- - - - -	- - - - -	1,036,152.55	- - - - -	(7,723,974.86)
TRANSFER TO:										
GENERAL SERVICES ADMINISTRATION	NO YEAR 47 68		0100		4,216,140.49	- - - - -	- - - - -	3,269,975.21	- - - - -	(946,165.28)
HEALTH, EDUCATION, AND WELFARE,	NO YEAR 75 68		0100	6	250,962.04	- - - - -	- - - - -	13,214.23	- - - - -	(237,747.81)
FOOD AND DRUG ADMINISTRATION	PRIOR YEARS				3,646.00	- - - - -	- - - - -	- - - - -	- - - - -	(3,646.00)
	FY 1976				56,243,510.18	- - - - -	- - - - -	20,803,271.52	- - - - -	(35,440,238.66)
	SUBTOTAL									
TRANSITION QUARTER	NO YEAR 68		0100		(26,528,704.71)	- - - - -	- - - - -	4,427,817.72	- - - - -	22,100,886.99
UNDISBURSED FUNDS					(7,723,974.86)	- - - - -	- - - - -	316,171.95	1,770,281.12	5,637,521.79
TRANSFER TO:										
GENERAL SERVICES ADMINISTRATION	NO YEAR 47 68		0100		(946,165.28)	- - - - -	- - - - -	1,882.95	- - - - -	944,282.33
HEALTH, EDUCATION, AND WELFARE,	NO YEAR 75 68		0100	6	(237,747.81)	- - - - -	- - - - -	- - - - -	- - - - -	237,747.81
FOOD AND DRUG ADMINISTRATION	PRIOR YEARS				(3,646.00)	- - - - -	- - - - -	- - - - -	3,646.00	- - - - -
	FY 1976				(35,440,238.66)	- - - - -	- - - - -	4,745,872.62	1,773,927.12	28,920,438.92
	SUBTOTAL TRANSITION QUARTER				9,016,136.74	- - - - -	- - - - -	-1,373,445.45	-1,373,445.45	10,389,582.19
ACCOUNTS RECEIVABLE										
FUND EQUITIES:										
UNOBLIGATED BALANCE					-19,145,570.75	- - - - -	- - - - -	- - - - -	-10,568,641.15	-8,576,929.60
ACCOUNTS PAYABLE					-7,277,199.36	- - - - -	- - - - -	- - - - -	927,547.32	-8,204,746.68
UNDELIVERED ORDERS					-38,836,876.81	- - - - -	- - - - -	- - - - -	-16,308,531.98	-22,528,344.83
	SUBTOTAL 68		0100		-0-			25,549,144.14	-25,549,144.14	-0-
PUBLIC ENTERPRISE FUNDS										
REVOLVING FUND FOR CERTIFICATION AND OTHER SERVICES, ENVIRONMENTAL PROTECTION AGENCY										
FUND RESOURCES:										
UNDISBURSED FUNDS	NO YEAR 68		4311		369,704.19	- - - - -	- - - - -	-214,000.00	- - - - -	(583,704.19)
	FY 1976				369,704.19	- - - - -	- - - - -	-214,000.00	- - - - -	(583,704.19)
	SUBTOTAL									
TRANSITION QUARTER	NO YEAR 68		4311		(583,704.19)	- - - - -	- - - - -	-25,209.32	- - - - -	608,913.51
UNDISBURSED FUNDS					(583,704.19)	- - - - -	- - - - -	-25,209.32	- - - - -	608,913.51
	SUBTOTAL TRANSITION QUARTER				439,000.00	- - - - -	- - - - -	- - - - -	-256,000.00	695,000.00
ACCOUNTS RECEIVABLE										
FUND EQUITIES:										
UNOBLIGATED BALANCE					-358,709.49	- - - - -	- - - - -	- - - - -	239,627.04	-598,336.53
ACCOUNTS PAYABLE					-439,000.00	- - - - -	- - - - -	- - - - -	258,786.16	-697,786.16
UNDELIVERED ORDERS					-10,994.70	- - - - -	- - - - -	- - - - -	-3,203.88	-7,750.82
	SUBTOTAL 68		4311		-0-			-239,209.32	239,209.32	-0-

INTRAGOVERNMENTAL FUNDS

CONSOLIDATED WORKING FUND, ENVIRONMENTAL PROTECTION AGENCY  
FUND RESOURCES:

UNDISBURSED FUNDS	NO YEAR 68	3912	69,492.00								
	1974-75		145,594.98					76,142.00		(-6,650.00)	
	1973-74		26,665.82					65,524.27		(80,070.71)	
	PRIOR YEARS		94,941.67					8,281.27		(18,384.55)	
	SUBTOTAL FY 1976		336,694.47					10,655.28		(84,286.39)	
TRANSITION QUARTER UNDISBURSED FUNDS	NO YEAR 68	3912	(-6,650.00)					100,602.82		(176,091.65)	
	1974-75		(80,070.71)					38,885.00		7-45,535.00	
	1973-74		(18,384.55)						642.73	79,427.98	
	PRIOR YEARS		(84,286.39)			-17,250.00		5,163.66	-4,029.11		
	SUBTOTAL TRANSITION QUARTER		(176,091.65)			17,250.00			81,994.96	19,541.43	
ACCOUNTS RECEIVABLE			187,158.00						78,608.58	53,434.41	
FUND EQUITIES:										187,158.00	
ACCOUNTS PAYABLE			-263,825.08						-117,480.15	-146,344.94	
UNDELIVERED ORDERS			-260,027.38						-165,779.91	-94,247.47	
	SUBTOTAL 68	3912	-0-					204,651.48	-204,651.48	-0-	
TRUST FUND ACCOUNTS											
CITIZENS FUND FOR POLLUTION CONTROL ACTIVITIES, ENVIRONMENTAL PROTECTION AGENCY											
FUND RESOURCES:											
UNDISBURSED FUNDS	NO YEAR 68	8220	12,415.83		66.00						(12,481.83)
	SUBTOTAL FY 1976		12,415.83		66.00						(12,481.83)
TRANSITION QUARTER UNDISBURSED FUNDS	NO YEAR 68	8220	(12,481.83)								12,481.83
	SUBTOTAL TRANSITION QUARTER		(12,481.83)								12,481.83
FUND EQUITIES:											
UNOBLIGATED BALANCE			-12,415.83						66.00		-12,481.83
	SUBTOTAL 68	8220	-0-		66.00				66.00		-0-
MISCELLANEOUS CONTRIBUTED FUNDS, ENVIRONMENTAL PROTECTION AGENCY											
FUND RESOURCES:											
UNDISBURSED FUNDS	NO YEAR 68	8741	68,951.11		13,000.00						(66,951.28)
	SUBTOTAL FY 1976		68,951.11		13,000.00				14,999.83		(66,951.28)
TRANSITION QUARTER UNDISBURSED FUNDS	NO YEAR 68	8741	(66,951.28)								65,555.78
	SUBTOTAL TRANSITION QUARTER		(66,951.28)						1,395.50		65,555.78
FUND EQUITIES:											
UNOBLIGATED BALANCE			-62,514.11						-2,241.58		-60,272.53
ACCOUNTS PAYABLE									2,245.33		-2,245.33
UNDELIVERED ORDERS			-6,437.00						-3,399.08		-3,037.92
	SUBTOTAL 68	8741	-0-		13,000.00				16,395.33		-0-
DEDUCTIONS FOR OFFSETTING RECEIPTS <sup>8</sup>											
PROPRIETARY RECEIPTS FROM THE PUBLIC					-185,494.21				-185,494.21		
TRANSITION QUARTER PROPRIETARY RECEIPTS FROM THE PUBLIC					-34,764.51				-34,764.51		
TOTAL, ENVIRONMENTAL PROTECTION AGENCY FY 1976 . . . . .											
					771,347,571.79			3,117,745,808.73			
TOTAL, ENVIRONMENTAL PROTECTION AGENCY T.O. . . . .											
					188,551,235.49			1,108,361,986.79	-3,266,208,988.24		

FOOTNOTES AT END OF CHAPTER

## Appropriations, Outlays, and Balances

- 1 Amounts in parentheses represent non-add balances at the end of fiscal year 1976 and at the beginning of the transition quarter. Obligation data is shown at the beginning of fiscal year 1976 and at the end of the transition quarter only.
- 2 The amounts in this column, unless otherwise footnoted, represent appropriations, increases in borrowing authority or new contract authority. Appropriation accounts with appropriation transfer activity are presented in Table 1 (Appropriations and appropriation transfers) at the end of the chapter. For further detail on appropriations, increases in borrowing authority and new con-

- tract authority; see Tables 1, 3 and 7 respectively in Part Four - Information Tables.
- 3 For detail of transfer activity by account see Table 2 (Transfers - Other than Appropriation Transfers) at end of chapter. Amounts not appearing in Table 2, unless otherwise footnoted, represent transfers of obligated balances from lapsed appropriations to merged prior-year accounts pursuant to 31 U.S.C. 701, borrowings (net) or investments (net).
- 4 The amounts in this column, unless otherwise footnoted, represent unobligated balances withdrawn or restored

- pursuant to 31 U.S.C. 701 and changes in unfilled customer orders, accounts receivable, accounts payable, undelivered orders and unobligated balances.
- 5 Unobligated balance represents no-year or unexpired multiple-year account unless otherwise footnoted.
- 6 Represents appropriations to liquidate.
- 7 Subject to disposition by the administrative agency.
- 8 For detail by account see Table C - "Receipts by Organizational Unit."

**TABLE 1 - APPROPRIATIONS AND APPROPRIATION TRANSFERS.**

Account Symbol	Net Appropriations and Appropriation Transfers	Appropriation Amount	Net Appropriation Transfers	Detail of Appropriation Transfers		
				Accounts Involved	Amount From, Or To (-)	Citation of Law
6860105	\$71,583,400.00	\$65,374,000.00	\$6,209,400.00	6860106	\$1,092,300.00	89 STAT. 590
				68X0107	4,984,000.00	89 STAT. 590
				68X0108	133,100.00	89 STAT. 590
68X0109	100,550,300.00	100,000,000.00	550,300.00	68X0108	550,300.00	89 STAT. 590
68X0107	164,870,800.00	170,674,000.00	-5,803,200.00	6860105	-4,984,000.00	89 STAT. 590
				6860106	-214,200.00	89 STAT. 590
				68X0108	-240,200.00	89 STAT. 590
				68X0110	-364,800.00	89 STAT. 590
68X0108	440,283,300.00	440,766,000.00	-482,700.00	6860105	-133,100.00	89 STAT. 590
				6860106	190,500.00	89 STAT. 590
				68X0107	240,200.00	89 STAT. 590
				68X0109	-550,300.00	89 STAT. 590
				68X0110	-230,000.00	89 STAT. 590
6860106	52,263,000.00	53,606,000.00	-1,343,000.00	6860105	-1,092,300.00	89 STAT. 590
				68X0107	214,200.00	89 STAT. 590
				68X0108	-190,500.00	89 STAT. 590
				68X0110	-274,400.00	89 STAT. 590
68X0110	2,969,200.00	2,100,000.00	869,200.00	6860106	274,400.00	89 STAT. 590
				68X0107	364,800.00	89 STAT. 590
				68X0108	230,000.00	89 STAT. 590
TOTAL (FY)	<u>\$832,520,000.00</u>	<u>\$832,520,000.00</u>	<u>\$0</u>		<u>\$0</u>	
6860105	\$16,414,000.00	\$16,923,000.00	-\$509,000.00	6860106	\$79,800.00	89 STAT. 590
				68X0107	55,800.00	89 STAT. 590
68X0107	42,846,000.00	42,923,000.00	-77,000.00	68X0108	-644,600.00	89 STAT. 590
				6860105	-55,800.00	89 STAT. 590
68X0108	112,333,400.00	111,639,000.00	694,400.00	68X0108	-21,200.00	89 STAT. 590
				6860105	644,600.00	89 STAT. 590
				6860106	28,600.00	89 STAT. 590
6860106	13,822,600.00	13,931,000.00	-108,400.00	68X0107	21,200.00	89 STAT. 590
				6860105	-79,800.00	89 STAT. 590
				68X0108	-28,600.00	89 STAT. 590
TOTAL (TQ)	<u>\$185,416,000.00</u>	<u>\$185,416,000.00</u>	<u>\$0</u>		<u>\$0</u>	

\* Appropriations to accounts which did not have appropriation transfer activity during the fiscal year and transition quarter are not included in this table.

TABLE 2 - TRANSFERS (OTHER THAN APPROPRIATION TRANSFERS - TABLE 1 )

Account Symbol	Net Transfers	Details of Transfers		
		Accounts Involved	Amount From Or To (-)	Citation of Law

68X0109	-\$2,026,000.00	12-68X0109(15)	-\$2,026,000.00	31 USC 686
12-68X0109(15)	2,026,000.00	68X0109	2,026,000.00	31 USC 686
68X0107	-4,000,000.00	75-68X0107(06)	-4,000,000.00	31 USC 686

6860105	-\$1,226,100.00	6860106	-\$342,900.00	89 STAT. 590
		68X0107	-93,200.00	89 STAT. 590
		68X0108	-790,000.00	89 STAT. 590
68X0109	-216,000.00	12-68X0109(15)	-216,000.00	31 USC 686,686-1
12-68X0109(15)	216,000.00	68X0109	216,000.00	31 USC 686,686-1
68X0107	-906,800.00	6860105	93,200.00	89 STAT. 590
		75-68X0107(06)	-1,000,000.00	31 USC 686,686-1

Account Symbol	Net Transfers	Details of Transfers		
		Accounts Involved	Amount From Or To (-)	Citation of Law

75-68X0107(06)	\$4,000,000.00	68X0107	\$4,000,000.00	31 USC 686
TOTAL (FY)	\$0		\$0	

75-68X0107(06)	\$1,000,000.00	68X0107	\$1,000,000.00	31 USC 686,686-1
68X0108	790,000.00	6860105	790,000.00	89 STAT. 590
6860106	342,900.00	6860105	342,900.00	89 STAT. 590
TOTAL (TQ)	\$0		\$0	



FUND EQUITIES:									
ACCOUNTS PAYABLE				-62,908.57					-28,105.01
UNDELIVERED ORDERS				-485,025.44					-163,058.50
				-0-					-55,504.74
INTRAGOVERNMENTAL FUNDS	SUBTOTAL 47	5254			945,133.69			1,000,638.43	-34,803.56
									-321,966.94
									-0-
FEDERAL BUILDINGS FUND, GENERAL SERVICES ADMINISTRATION									
FUND RESOURCES:									
UNDISBURSED FUNDS	NO YEAR 47	4542		103,530,483.11					
	SUBTOTAL FY 1976			103,530,483.11				-106,980,721.93	(210,511,205.04)
TRANSITION QUARTER	NO YEAR 47	4542		(210,511,205.04)				-106,980,721.93	(210,511,205.04)
UNDISBURSED FUNDS	NO YEAR 47	4542		(210,511,205.04)					
	SUBTOTAL TRANSITION QUARTER			6,237,153,071.02				4,249,589.77	206,261,615.27
ACCOUNTS RECEIVABLE								4,249,589.77	206,261,615.27
UNFILLED CUSTOMER ORDERS									180,728,074.91
FUND EQUITIES:									182,094,431.76
UNOBLIGATED BALANCE									
ACCOUNTS PAYABLE				6-87,470,209.93					61,935,304.64
UNDELIVERED ORDERS				6-118,029,891.20					196,360,742.48
	SUBTOTAL 47	4542		6-135,183,453.00					-29,895,479.31
				-0-					-105,287,973.69
UNISTRIBUTED INTRAGOVERNMENTAL PAYMENTS, GENERAL SERVICES ADMINISTRATION, PUBLIC BUILDING SERVICE									
FUND RESOURCES:									
UNDISBURSED FUNDS	CLEARING ACCOUNT 47	3885 13		71,773,962.20					
	SUBTOTAL FY 1976			1,773,962.20				2,262,247.52	(-488,285.32)
TRANSITION QUARTER	CLEARING ACCOUNT 47	3885 13		(-488,285.32)				2,262,247.52	(-488,285.32)
UNDISBURSED FUNDS	CLEARING ACCOUNT 47	3885 13		(-488,285.32)					
	SUBTOTAL TRANSITION QUARTER							-11,534,290.02	11,046,004.70
ACCOUNTS RECEIVABLE								-11,534,290.02	11,046,004.70
FUND EQUITIES:									3,094,253.70
ACCOUNTS PAYABLE									
	SUBTOTAL 47	3885		1,773,962.20					-3,094,253.70
									14,140,258.40
CONSTRUCTION SERVICE FUND, GENERAL SERVICES ADMINISTRATION									11,046,004.70
FUND RESOURCES:									-0-
UNDISBURSED FUNDS	NO YEAR 47	4602							
	SUBTOTAL FY 1976								
TRANSITION QUARTER	NO YEAR 47	4602		(8,320,219.79)					(8,320,219.79)
UNDISBURSED FUNDS	NO YEAR 47	4602		(8,320,219.79)					(8,320,219.79)
	SUBTOTAL TRANSITION QUARTER								
ACCOUNTS RECEIVABLE									14,111,344.15
UNFILLED CUSTOMER ORDERS									14,111,344.15
FUND EQUITIES:									1,321,977.48
UNOBLIGATED BALANCE									12,504,841.07
ACCOUNTS PAYABLE									
	SUBTOTAL 47	4602							12,797,782.77
									-12,797,782.77
CONSOLIDATED WORKING FUND, GENERAL SERVICES ADMINISTRATION, REAL PROPERTY ACTIVITIES									-15,140,379.93
FUND RESOURCES:									-0-
UNDISBURSED FUNDS	NO YEAR 47	3918		-298,564.14					
	SUBTOTAL FY 1976			-298,564.14					
TRANSITION QUARTER	NO YEAR 47	3918		(427,494.44)					(427,494.44)
UNDISBURSED FUNDS	NO YEAR 47	3918		(427,494.44)					(427,494.44)
	SUBTOTAL TRANSITION QUARTER								
ACCOUNTS RECEIVABLE									980,716.31
UNFILLED CUSTOMER ORDERS									980,716.31
FUND EQUITIES:									2,957,707.20
UNOBLIGATED BALANCE									
ACCOUNTS PAYABLE									610,204.22
UNDELIVERED ORDERS									-435,547.47
	SUBTOTAL 47	3918		-2,005,043.70					879,713.60
				-0-					-2,884,757.30
									-0-
TRUST FUND ACCOUNTS									
GIFTS, RESIDENCE FOR THE VICE PRESIDENT, GENERAL SERVICES ADMINISTRATION									
FUND RESOURCES:									
UNDISBURSED FUNDS	NO YEAR 47	8041		7.00					(7.00)
	SUBTOTAL FY 1976			7.00					(7.00)
TRANSITION QUARTER	NO YEAR 47	8041		(7.00)					
UNDISBURSED FUNDS	NO YEAR 47	8041		(7.00)					
	SUBTOTAL TRANSITION QUARTER								
ACCOUNTS RECEIVABLE									
FUND EQUITIES:									
UNOBLIGATED BALANCE									
	SUBTOTAL 47	8041		-7.00					-7.00
				-0-					-7.00
									-0-
TOTAL, REAL PROPERTY ACTIVITIES FY 1976				71,773,962.20	7,680,000.00			-100,013,119.81	
TOTAL, REAL PROPERTY ACTIVITIES T.O.					955,133.69			-9,871,991.62	120,294,207.32

FOOTNOTES AT END OF CHAPTER



Appropriations, Outlays, and Balances - Continued

Appropriation or Fund Account		Account symbol			Balances beginning of fiscal year 1/	Appropriations and other obligational authority 2/	Transfers, borrowings, and investments (net) 3/	Outlays (net)	Balances withdrawn and other transactions 4/	Balances end of fiscal year 5/
Title	Period of availability	Dept. Reg. From	Account No.	Sub. No.						
PERSONAL PROPERTY ACTIVITIES										
GENERAL FUND ACCOUNTS										
OPERATING EXPENSES, FEDERAL SUPPLY SERVICE, GENERAL SERVICES ADMINISTRATION										
FUND RESOURCES:										
UNDISBURSED FUNDS	1976	47	0500		- - - - -	\$165,305,165.19	- - - - -	\$155,551,625.92	- - - - -	(\$9,753,539.27)
	1975				\$12,144,776.51	- - - - -	- - - - -	7,141,311.56	- - - - -	(5,003,464.95)
	1974				446,373.95	- - - - -	- - - - -	401,689.84	- - - - -	(44,684.11)
	PRIOR YEARS				219,620.75	- - - - -	- - - - -	62,675.69	- - - - -	(156,945.06)
	SUBTOTAL FY 1976				12,810,771.21	165,305,165.19	- - - - -	163,157,303.01	- - - - -	(14,958,633.39)
TRANSITION QUARTER										
UNDISBURSED FUNDS	1976	47	0500		(9,753,539.27)	41,661,000.00	- - - - -	39,321,211.91	\$853,938.32	11,239,389.04
	1975				(5,003,464.95)	- - - - -	- - - - -	647,167.62	-1,055,679.16	5,411,976.49
	1974				(44,684.11)	- - - - -	- \$11,003.20	-7,329.48	41,010.39	- - - - -
	PRIOR YEARS				(156,945.06)	- - - - -	11,003.20	184,570.79	-16,622.53	- - - - -
	SUBTOTAL TRANSITION QUARTER				(14,958,633.39)	41,661,000.00	- - - - -	40,145,620.84	-177,352.98	16,651,365.53
ACCOUNTS RECEIVABLE					2,038,469.48	- - - - -	- - - - -	- - - - -	-1,566,384.89	3,604,854.37
FUND EQUITIES:										
UNOBLIGATED BALANCE					- - - - -	- - - - -	- - - - -	- - - - -	10,080.52	<sup>8</sup> -10,080.52
ACCOUNTS PAYABLE					-4,004,282.66	- - - - -	- - - - -	- - - - -	5,878,157.05	-9,882,439.71
UNDELIVERED ORDERS					-10,844,958.03	- - - - -	- - - - -	- - - - -	-481,258.36	-10,363,659.67
	SUBTOTAL 47		0500		-0-	206,966,165.19	- - - - -	203,302,923.85	3,663,241.34	-0-
INTRAGOVERNMENTAL FUNDS										
PERSONAL PROPERTY ACTIVITIES, GENERAL SUPPLY FUND, GENERAL SERVICES ADMINISTRATION										
FUND RESOURCES:										
UNDISBURSED FUNDS	NO YEAR	47	4530		36,276,053.70	40,000,000.00	- - - - -	-86,895,111.19	- - - - -	(163,171,164.89)
	SUBTOTAL FY 1976				36,276,053.70	40,000,000.00	- - - - -	-86,895,111.19	- - - - -	(163,171,164.89)
TRANSITION QUARTER										
UNDISBURSED FUNDS	NO YEAR	47	4530		(163,171,164.89)	- - - - -	- - - - -	-4,855,957.63	- - - - -	168,027,122.52
	SUBTOTAL TRANSITION QUARTER				(163,171,164.89)	- - - - -	- - - - -	-4,855,957.63	- - - - -	168,027,122.52
ACCOUNTS RECEIVABLE					114,927,945.42	- - - - -	- - - - -	- - - - -	19,730,131.03	55,197,814.39
UNFULFILLED CUSTOMER ORDERS					223,051,325.69	- - - - -	- - - - -	- - - - -	-7,035,282.46	230,086,608.15
FUND EQUITIES:										
UNOBLIGATED BALANCE					80,249,839.90	- - - - -	- - - - -	- - - - -	74,736,956.72	5,512,883.18
ACCOUNTS PAYABLE					-195,478,865.18	- - - - -	- - - - -	- - - - -	-30,237,184.26	-165,241,680.92
UNDELIVERED ORDERS					-259,026,299.53	- - - - -	- - - - -	- - - - -	74,556,447.79	-333,582,747.32
	SUBTOTAL 47		4530		-0-	40,000,000.00	- - - - -	-91,751,068.82	131,751,068.82	-0-
UNDISTRIBUTED INTRAGOVERNMENTAL PAYMENTS, MOTOR POOL, GENERAL SERVICES ADMINISTRATION:										
FUND RESOURCES:										
UNDISBURSED FUNDS	CLEARING ACCOUNT	47	3885		- - - - -	- - - - -	- - - - -	- - - - -	- - - - -	- - - - -
NEW YORK, NEW YORK	CLEARING ACCOUNT	47	3885	2	- - - - -	- - - - -	- - - - -	2,359.90	- - - - -	(-2,359.90)
WASHINGTON, D. C.	CLEARING ACCOUNT	47	3885	3	- - - - -	- - - - -	- - - - -	-692,416.70	- - - - -	(692,416.70)
KANSAS CITY, MISSOURI	CLEARING ACCOUNT	47	3885	6	- - - - -	- - - - -	- - - - -	-871.14	- - - - -	(871.14)
FORT WORTH, TEXAS	CLEARING ACCOUNT	47	3885	7	- - - - -	- - - - -	- - - - -	51,070.18	- - - - -	(-51,070.18)
SAN FRANCISCO, CALIFORNIA	CLEARING ACCOUNT	47	3885	9	- - - - -	- - - - -	- - - - -	-3,112.49	- - - - -	(3,112.49)
	SUBTOTAL FY 1976				- - - - -	- - - - -	- - - - -	-642,970.25	- - - - -	(642,970.25)
TRANSITION QUARTER										
UNDISBURSED FUNDS	CLEARING ACCOUNT	47	3885		- - - - -	- - - - -	- - - - -	- - - - -	- - - - -	- - - - -
NEW YORK, NEW YORK	CLEARING ACCOUNT	47	3885	2	(-2,359.90)	- - - - -	- - - - -	-1,320.18	- - - - -	<sup>9</sup> -1,039.72
WASHINGTON, D. C.	CLEARING ACCOUNT	47	3885	3	(692,416.70)	- - - - -	- - - - -	-954,865.57	- - - - -	1,647,282.27
KANSAS CITY, MISSOURI	CLEARING ACCOUNT	47	3885	6	(871.14)	- - - - -	- - - - -	-6,079.90	- - - - -	6,951.04
FORT WORTH, TEXAS	CLEARING ACCOUNT	47	3885	7	(-51,070.18)	- - - - -	- - - - -	-51,017.62	- - - - -	<sup>9</sup> -52.56
SAN FRANCISCO, CALIFORNIA	CLEARING ACCOUNT	47	3885	9	(3,112.49)	- - - - -	- - - - -	-747.73	- - - - -	3,860.22
	SUBTOTAL TRANSITION QUARTER				(642,970.25)	- - - - -	- - - - -	-1,014,031.00	- - - - -	1,657,001.25
ACCOUNTS RECEIVABLE					- - - - -	- - - - -	- - - - -	- - - - -	-1,092.28	1,092.28
FUND EQUITIES:										
ACCOUNTS PAYABLE					- - - - -	- - - - -	- - - - -	- - - - -	1,658,093.53	-1,658,093.53
	SUBTOTAL 47		3885		-0-	- - - - -	- - - - -	-1,657,001.25	1,657,001.25	-0-
UNDISTRIBUTED INTRAGOVERNMENTAL PAYMENTS, SUPPLY, GENERAL SERVICES ADMINISTRATION										
TRANSITION QUARTER										
UNDISBURSED FUNDS	CLEARING ACCOUNT	47	3885		- - - - -	- - - - -	- - - - -	- - - - -	- - - - -	- - - - -
WASHINGTON, D. C.	CLEARING ACCOUNT	47	3885	23	- - - - -	- - - - -	- - - - -	19,372.59	- - - - -	-19,372.59
KANSAS CITY, MISSOURI	CLEARING ACCOUNT	47	3885	26	- - - - -	- - - - -	- - - - -	8,371.43	- - - - -	<sup>9</sup> -8,371.43
	SUBTOTAL TRANSITION QUARTER				- - - - -	- - - - -	- - - - -	27,744.02	- - - - -	-27,744.02
ACCOUNTS RECEIVABLE					- - - - -	- - - - -	- - - - -	- - - - -	-27,744.02	27,744.02
	SUBTOTAL 47		3885		-0-	- - - - -	- - - - -	27,744.02	-27,744.02	-0-

WORKING CAPITAL FUND, GENERAL SERVICES ADMINISTRATION									
FUND RESOURCES:									
UNDISBURSED FUNDS	NO YEAR 47	4540	648,595.62					-98,224.00	(746,819.62)
	SUBTOTAL FY 1976		648,595.62					-98,224.00	(746,819.62)
TRANSITION QUARTER UNDISBURSED FUNDS									
	NO YEAR 47	4540	(746,819.62)					-178,838.43	925,658.05
	SUBTOTAL TRANSITION QUARTER		(746,819.62)					-178,838.43	925,658.05
ACCOUNTS RECEIVABLE			1,200,737.28					-713,411.61	1,914,148.89
UNFILLED CUSTOMER ORDERS			407,044.24					335,407.42	71,636.82
FUND EQUITIES:									
UNOBLIGATED BALANCE			-8,583.30					289,524.58	-298,107.88
ACCOUNTS PAYABLE			-2,082,920.59					245,577.04	-2,328,497.63
UNDELIVERED ORDERS			-164,873.25					119,965.00	-284,838.25
	SUBTOTAL 47	4540	-0-					-277,062.43	277,062.43
TOTAL, PERSONAL PROPERTY ACTIVITIES FY 1976				205,305,165.19				75,520,997.57	
TOTAL, PERSONAL PROPERTY ACTIVITIES T.Q.				41,661,000.00				34,124,537.80	137,320,629.82
RECORDS ACTIVITIES									
GENERAL FUND ACCOUNTS									
OPERATING EXPENSES, NATIONAL ARCHIVES AND RECORDS SERVICE, GENERAL SERVICES ADMINISTRATION									
FUND RESOURCES:									
UNDISBURSED FUNDS	NO YEAR 47	0300	269,398.33	200,000.00	-269,398.00				(200,000.33)
	1976			57,955,400.00				53,409,148.73	(4,546,251.27)
	1975		2,683,554.43					2,405,243.42	(278,311.01)
	1974		580,013.15					515,816.88	(64,196.27)
	PRIOR YEARS		75,912.67					50,137.93	(25,774.74)
	SUBTOTAL FY 1976		3,608,878.58	58,155,400.00	-269,398.00			56,380,346.96	(5,114,533.62)
TRANSITION QUARTER UNDISBURSED FUNDS									
	NO YEAR 47	0300	(200,000.33)						200,000.33
	1976		(4,546,251.27)	14,869,000.00				14,011,773.37	390,340.82
	1975		(278,311.01)					275,266.77	-187,290.44
	1974		(64,196.27)					-7,751.45	-182,236.80
	PRIOR YEARS		(25,774.74)					-4,837.28	36,438.31
	SUBTOTAL TRANSITION QUARTER		(5,114,533.62)	14,869,000.00				14,274,451.41	57,251.89
ACCOUNTS RECEIVABLE			434,493.80					-362,767.92	797,261.72
FUND EQUITIES:									
UNOBLIGATED BALANCE			-269,398.33						-180,601.00
ACCOUNTS PAYABLE			-1,056,305.19						1,564,343.71
UNDELIVERED ORDERS			-2,717,668.86						1,021,976.95
	SUBTOTAL 47	0300	-0-	73,024,400.00	-269,398.00			70,654,798.37	2,100,203.63
RECORDS DECLASSIFICATION, NATIONAL ARCHIVES AND RECORDS SERVICE, GENERAL SERVICES ADMINISTRATION									
FUND RESOURCES:									
UNDISBURSED FUNDS	1976 47	0301		1,394,000.00				1,238,009.34	(155,990.66)
	1975		49,365.80					38,817.49	(10,548.31)
	1974		16,563.55					6,630.71	(9,932.84)
	PRIOR YEARS		2,984.50						(2,984.50)
	SUBTOTAL FY 1976		68,913.85	1,394,000.00				1,283,457.54	(179,456.31)
TRANSITION QUARTER UNDISBURSED FUNDS									
	1976 47	0301	(155,990.66)	352,000.00				322,318.04	32,787.20
	1975		(10,548.31)					7,541.00	-6,228.19
	1974		(9,932.84)						-3,026.21
	PRIOR YEARS		(2,984.50)						598.00
	SUBTOTAL TRANSITION QUARTER		(179,456.31)	352,000.00				329,859.04	24,130.80
ACCOUNTS RECEIVABLE			66.50						-33.50
FUND EQUITIES:									
ACCOUNTS PAYABLE			-35,703.60						28,356.31
UNDELIVERED ORDERS			-33,276.75						80,229.81
	SUBTOTAL 47	0301	-0-	1,746,000.00				1,613,316.58	132,683.42
NATIONAL HISTORICAL PUBLICATIONS GRANTS, NATIONAL ARCHIVES AND RECORDS SERVICE, GENERAL SERVICES ADMINISTRATION									
FUND RESOURCES:									
UNDISBURSED FUNDS	NO YEAR 47	0302	.43	2,000,000.00	269,398.00			2,009,750.59	(259,647.84)
	SUBTOTAL FY 1976		.43	2,000,000.00	269,398.00			2,009,750.59	(259,647.84)
TRANSITION QUARTER UNDISBURSED FUNDS									
	NO YEAR 47	0302	(259,647.84)	500,000.00				582,585.13	177,062.71
	SUBTOTAL TRANSITION QUARTER		(259,647.84)	500,000.00				582,585.13	177,062.71
FUND EQUITIES:									
UNOBLIGATED BALANCE			-.43						177,062.28
	SUBTOTAL 47	0302	-0-	2,500,000.00	269,398.00			2,592,335.72	177,062.28

FOOTNOTES AT END OF CHAPTER

Appropriations, Outlays, and Balances - Continued

Appropriation or Fund Account		Account symbol			Balances beginning of fiscal year 1/	Appropriations and other obligational authority 2/	Transfers, borrowings, and investments (net) 3/	Outlays (net)	Balances withdrawn and other transactions 4/	Balances end of fiscal year 2/
Title	Period of availability	Dept. Reg. Tr. from	Account No.	Sub. No.						
RECORDS ACTIVITIES-CONTINUED										
TRUST FUND ACCOUNTS										
NATIONAL ARCHIVES TRUST FUND, GENERAL SERVICES ADMINISTRATION										
FUND RESOURCES:										
UNDISBURSED FUNDS	NO YEAR 47		8431		\$1,027,630.83	- - - - -	-\$625,000.00	- \$479,441.72	- - - - -	(\$882,072.55)
INVESTMENTS IN PUBLIC DEBT SECURITIES					2,652,000.00	- - - - -	625,000.00	- - - - -	- - - - -	(3,277,000.00)
	SUBTOTAL FY 1976				3,679,630.83	- - - - -	- - - - -	- 479,441.72	- - - - -	(4,159,072.55)
TRANSITION QUARTER										
UNDISBURSED FUNDS	NO YEAR 47		8431		(882,072.55)	- - - - -	-418,000.00	- 148,554.49	- - - - -	612,627.04
INVESTMENTS IN PUBLIC DEBT SECURITIES					(3,277,000.00)	- - - - -	418,000.00	- - - - -	- - - - -	3,695,000.00
	SUBTOTAL TRANSITION QUARTER				(4,159,072.55)	- - - - -	- - - - -	- 148,554.49	- - - - -	4,307,627.04
ACCOUNTS RECEIVABLE					1,076,287.11	- - - - -	- - - - -	- - - - -	\$426,366.06	649,921.05
UNFILLED CUSTOMER ORDERS					222,534.00	- - - - -	- - - - -	- - - - -	-201,299.35	423,833.35
FUND EQUITIES:										
UNOBLIGATED BALANCE					-2,698,528.52	- - - - -	- - - - -	- - - - -	212,685.49	10-2,911,214.01
ACCOUNTS PAYABLE					-1,863,432.42	- - - - -	- - - - -	- - - - -	400,430.92	-2,263,863.34
UNDELIVERED ORDERS					-416,491.00	- - - - -	- - - - -	- - - - -	-210,186.91	-206,304.09
	SUBTOTAL 47		8431		-0-	- - - - -	- - - - -	-627,996.21	627,996.21	-0-
NATIONAL ARCHIVES GIFT FUND, GENERAL SERVICES ADMINISTRATION										
FUND RESOURCES:										
UNDISBURSED FUNDS	NO YEAR 47		8197		97,984.68	- - - - -	\$200,213.69	51,000.00	- - - - -	(-77,660.98)
INVESTMENTS IN PUBLIC DEBT SECURITIES					301,000.00	- - - - -	-51,000.00	- - - - -	- - - - -	(250,000.00)
	SUBTOTAL FY 1976				398,984.68	- - - - -	200,213.69	- - - - -	426,859.35	(172,339.02)
TRANSITION QUARTER										
UNDISBURSED FUNDS	NO YEAR 47		8197		(-77,660.58)	- - - - -	42,101.33	-40,000.00	- - - - -	87,621.81
INVESTMENTS IN PUBLIC DEBT SECURITIES					(250,000.00)	- - - - -	- - - - -	40,000.00	- - - - -	290,000.00
	SUBTOTAL TRANSITION QUARTER				(172,339.02)	- - - - -	42,101.33	- - - - -	-163,181.46	377,621.81
ACCOUNTS RECEIVABLE					42,010.79	- - - - -	- - - - -	- - - - -	41,192.02	818.77
FUND EQUITIES:										
UNOBLIGATED BALANCE					-437,871.22	- - - - -	- - - - -	- - - - -	-71,871.15	-366,000.07
ACCOUNTS PAYABLE					-3,124.25	- - - - -	- - - - -	- - - - -	9,316.26	-12,440.51
	SUBTOTAL 47		8197		-0-	- - - - -	242,315.02	- - - - -	263,677.89	-21,362.87
TOTAL, RECORDS ACTIVITIES FY 1976 . . . . .					- - - - -	61,749,613.69	- - - - -	59,620,972.72	- - - - -	- - - - -
TOTAL, RECORDS ACTIVITIES T.Q. . . . .					- - - - -	15,763,101.33	- - - - -	14,875,159.63	3,016,582.67	- - - - -
AUTOMATED DATA AND TELECOMMUNICATIONS ACTIVITIES										
GENERAL FUND ACCOUNTS										
OPERATING EXPENSES, AUTOMATED DATA AND TELECOMMUNICATIONS SERVICE, GENERAL SERVICES ADMINISTRATION										
FUND RESOURCES:										
UNDISBURSED FUNDS	1976 47		0900		- - - - -	7,390,000.00	- - - - -	6,894,541.25	- - - - -	(495,458.75)
	1975				476,881.67	- - - - -	- - - - -	314,633.81	- - - - -	(162,247.86)
	1974				264,317.34	- - - - -	- - - - -	17,360.38	- - - - -	(346,956.96)
	PRIOR YEARS				78,547.07	- - - - -	- - - - -	24,468.73	- - - - -	(54,078.34)
	SUBTOTAL FY 1976				919,746.08	- - - - -	7,390,000.00	- - - - -	7,251,004.17	(1,058,741.91)
TRANSITION QUARTER										
UNDISBURSED FUNDS	1976 47		0900		(495,458.75)	- - - - -	1,841,000.00	- - - - -	1,585,354.82	641,766.01
	1975				(162,247.86)	- - - - -	- - - - -	23,846.48	109,337.92	124,657.95
	1974				(346,956.96)	- - - - -	-14,388.26	265.00	13,743.43	- - - - -
	PRIOR YEARS				(54,078.34)	- - - - -	14,388.26	42,594.56	332,303.70	- - - - -
	SUBTOTAL TRANSITION QUARTER				(1,058,741.91)	- - - - -	1,841,000.00	- - - - -	9,314.85	16,557.19
ACCOUNTS RECEIVABLE					13,673.53	- - - - -	- - - - -	- - - - -	464,699.90	782,981.15
FUND EQUITIES:										
ACCOUNTS PAYABLE					-311,700.56	- - - - -	- - - - -	- - - - -	8,057.63	5,615.90
UNDELIVERED ORDERS					-621,719.05	- - - - -	- - - - -	- - - - -	100,680.85	-412,381.41
	SUBTOTAL 47		0900		-0-	- - - - -	9,231,000.00	- - - - -	-245,503.41	-376,215.64
								8,903,065.03	327,934.97	-0-

INTRAGOVERNMENTAL FUNDS

FEDERAL TELECOMMUNICATIONS FUND,  
GENERAL SERVICES ADMINISTRATION  
FUND RESOURCES:

UNDISBURSED FUNDS		NO YEAR 47	4533	7,785,539.60					
	SUBTOTAL	FY 1976		7,785,539.60				-10,900,143.43	(18,685,683.03)
TRANSITION QUARTER UNDISBURSED FUNDS		NO YEAR 47	4533	(18,685,683.03)				-10,900,143.43	(18,685,683.03)
	SUBTOTAL	TRANSITION QUARTER		(18,685,683.03)				9,276,837.06	9,408,845.97
ACCOUNTS RECEIVABLE				34,500,086.81				9,276,837.06	9,408,845.97
UNFILLED CUSTOMER ORDERS				41,155.85					44,231,271.96
FUND EQUITIES:									
UNOBLIGATED BALANCE				-432,441.99					4,951,058.89
ACCOUNTS PAYABLE				-41,708,973.16					5,840,235.41
UNDELIVERED ORDERS				-185,367.11					522,041.37
	SUBTOTAL	47	4533	-0-				-1,623,306.37	1,623,306.37
AUTOMATIC DATA PROCESSING FUND, GENERAL SERVICES ADMINISTRATION									
FUND RESOURCES:									
UNDISBURSED FUNDS		NO YEAR 47	4541	31,867,154.84					
	SUBTOTAL	FY 1976		31,867,154.84				-1,438,305.75	(33,305,460.59)
TRANSITION QUARTER UNDISBURSED FUNDS		NO YEAR 47	4541	(33,305,460.59)				-1,438,305.75	(33,305,460.59)
	SUBTOTAL	TRANSITION QUARTER		(33,305,460.59)				-232,939.02	33,538,399.61
ACCOUNTS RECEIVABLE				10,858,608.16				-232,939.02	33,538,399.61
UNFILLED CUSTOMER ORDERS				30,000.00					13,379,840.09
FUND EQUITIES:									
UNOBLIGATED BALANCE				-31,093,461.86					18,166.44
ACCOUNTS PAYABLE				-6,335,748.37					-834,349.39
UNDELIVERED ORDERS				-5,326,552.77					4,896,809.03
	SUBTOTAL	47	4541	-0-					111,850.62
								-1,671,244.77	1,671,244.77

TOTAL, AUTOMATED DATA AND TELECOMMUNICATIONS ACTIVITIES FY 1976

					7,390,000.00			-5,087,445.01	
--	--	--	--	--	--------------	--	--	---------------	--

TOTAL, AUTOMATED DATA AND TELECOMMUNICATIONS ACTIVITIES T.Q.

					1,841,000.00			10,695,958.90	3,622,486.11
--	--	--	--	--	--------------	--	--	---------------	--------------

PROPERTY MANAGEMENT AND DISPOSAL ACTIVITIES

GENERAL FUND ACCOUNTS

OPERATING EXPENSES, PROPERTY MANAGEMENT AND DISPOSAL SERVICE, SALE OF RARE SILVER DOLLARS, GENERAL SERVICES ADMINISTRATION

FUND RESOURCES:									
UNDISBURSED FUNDS		NO YEAR 47	0701	2,535,515.08					
	SUBTOTAL	FY 1976		2,535,515.08				84,660.51	(2,450,854.57)
TRANSITION QUARTER UNDISBURSED FUNDS		NO YEAR 47	0701	(2,450,854.57)				84,660.51	(2,450,854.57)
	SUBTOTAL	TRANSITION QUARTER		(2,450,854.57)				17,357.41	2,433,497.16
ACCOUNTS RECEIVABLE				1,929.35				17,357.41	2,433,497.16
FUND EQUITIES:									
UNOBLIGATED BALANCE				-2,249,831.00					142.25
ACCOUNTS PAYABLE				-5,694.13					-52,778.50
UNDELIVERED ORDERS				-281,919.30					-1,173.11
	SUBTOTAL	47	0701	-0-					-48,208.56
								102,017.92	-233,710.74
									-0-

STRATEGIC AND CRITICAL MATERIALS, GENERAL SERVICES ADMINISTRATION

FUND RESOURCES:									
UNDISBURSED FUNDS		NO YEAR 47	0533	27,865,717.38					
	SUBTOTAL	FY 1976		27,865,717.38					(27,865,717.38)
TRANSITION QUARTER UNDISBURSED FUNDS		NO YEAR 47	0533	(27,865,717.38)					(27,865,717.38)
	SUBTOTAL	TRANSITION QUARTER		(27,865,717.38)					600.00
ACCOUNTS RECEIVABLE				1,572,309.30					600.00
FUND EQUITIES:									
ACCOUNTS PAYABLE				-29,438,026.68					1,572,309.30
	SUBTOTAL	47	0533	-0-					-29,437,426.68
								27,865,117.38	-27,865,117.38
									-0-

Appropriations, Outlays, and Balances - Continued

Appropriation or Fund Account		Account symbol			Balances beginning of fiscal year 1/	Appropriations and other obligational authority 2/	Transfers, borrowings, and investments (net) 3/	Outlays (net)	Balances withdrawn and other transactions 4/	Balances end of fiscal year 5/
Title	Period of availability	Dept. Reg.	Account No.	Sub. No.						
PROPERTY MANAGEMENT AND DISPOSAL ACTIVITIES-CONTINUED										
SPECIAL FUND ACCOUNTS										
OPERATING EXPENSES, PROPERTY MANAGEMENT AND DISPOSAL SERVICE, GENERAL SERVICES ADMINISTRATION										
FUND RESOURCES:										
UNDISBURSED FUNDS	NO YEAR 1974	47	5255		\$145,814.25	-	-	-	-	(\$145,814.25)
					1,447,471.43	-	\$368,011.55	-	-	(1,079,459.88)
	PRIOR YEARS				123,763.82	-	280,257.03	-	-	(-156,493.21)
	SUBTOTAL FY 1976				1,717,049.50	-	648,268.58	-	-	(1,068,780.92)
TRANSITION QUARTER										
UNDISBURSED FUNDS	NO YEAR 1974	47	5255		(145,814.25)	-	-	-	-	145,814.25
					(1,079,459.88)	-	\$262,277.36	125,457.84	\$691,724.68	-
	PRIOR YEARS				(-156,493.21)	-	262,277.36	-496.00	-212,381.24	318,661.39
	SUBTOTAL TRANSITION QUARTER				(1,068,780.92)	-	-	124,961.84	479,343.44	464,475.64
					21,429.67	-	-	-	10,107.89	11,321.78
ACCOUNTS RECEIVABLE										
FUND EQUITIES:										
UNOBLIGATED BALANCE					-140,602.44	-	-	-	5,211.81	-145,814.25
ACCOUNTS PAYABLE					-127,763.64	-	-	-	65,253.73	-193,017.37
UNDELIVERED ORDERS					-1,470,113.09	-	-	-	-1,333,147.29	-136,965.80
	SUBTOTAL 47	5255			-0-	-	773,230.42	-773,230.42	-	-0-
STRATEGIC AND CRITICAL MATERIALS, GENERAL SERVICES ADMINISTRATION										
FUND RESOURCES:										
UNDISBURSED FUNDS	PRIOR YEARS	47	5233		-	-	-	17,717.37	-	(-17,717.37)
	SUBTOTAL FY 1976				-	-	-	17,717.37	-	(-17,717.37)
TRANSITION QUARTER										
UNDISBURSED FUNDS	PRIOR YEARS	47	5233		(-17,717.37)	-	-	-	-	9-17,717.37
	SUBTOTAL TRANSITION QUARTER				(-17,717.37)	-	-	-	-	-17,717.37
ACCOUNTS RECEIVABLE					-	-	-	-	-17,717.37	17,717.37
	SUBTOTAL 47	5233			-0-	-	17,717.37	-17,717.37	-	-0-
INTRAGOVERNMENTAL FUNDS										
CONSOLIDATED WORKING FUND, GENERAL SERVICES ADMINISTRATION, EMERGENCY HEALTH ACTIVITIES										
FUND RESOURCES:										
UNDISBURSED FUNDS	NO YEAR 1976	47	3913		1,273,069.15	-	-	1,739.23	-	(1,271,329.92)
	SUBTOTAL FY 1976				1,273,069.15	-	-	1,739.23	-	(1,271,329.92)
TRANSITION QUARTER										
UNDISBURSED FUNDS	NO YEAR 1974	47	3913		(1,271,329.92)	-	-	-	-	1,271,329.92
	SUBTOTAL TRANSITION QUARTER				(1,271,329.92)	-	-	-	-	1,271,329.92
ACCOUNTS RECEIVABLE					96.65	-	-	-	-68.48	165.13
FUND EQUITIES:										
UNOBLIGATED BALANCE					-1,150,981.44	-	-	-	7,976.17	-1,158,957.61
ACCOUNTS PAYABLE					-118,706.15	-	-	-	-6,402.41	-112,303.74
UNDELIVERED ORDERS					-3,478.21	-	-	-	-3,244.51	-233.70
	SUBTOTAL 47	3913			-0-	-	1,739.23	-1,739.23	-	-0-
CONSOLIDATED WORKING FUND, GENERAL SERVICES ADMINISTRATION, DEFENSE MATERIALS ACTIVITIES										
FUND RESOURCES:										
UNDISBURSED FUNDS	PRIOR YEARS	47	3917		26.75	-	-	-	-	(26.75)
	SUBTOTAL FY 1976				26.75	-	-	-	-	(26.75)
TRANSITION QUARTER										
UNDISBURSED FUNDS	PRIOR YEARS	47	3917		(26.75)	-	-	-	26.75	-
	SUBTOTAL TRANSITION QUARTER				(26.75)	-	-	-	26.75	-
FUND EQUITIES:										
UNDELIVERED ORDERS					-26.75	-	-	-	-26.75	-
	SUBTOTAL 47	3917			-0-	-	-	-	-	-0-
TOTAL, PROPERTY MANAGEMENT AND DISPOSAL ACTIVITIES FY 1976. . . . .								752,385.69		
TOTAL, PROPERTY MANAGEMENT AND DISPOSAL ACTIVITIES T.O. . . . .								28,007,436.63	-28,759,822.32	

• PREPAREDNESS ACTIVITIES

GENERAL FUND ACCOUNTS

SALARIES AND EXPENSES, FEDERAL PREPAREDNESS AGENCY, GENERAL SERVICES ADMINISTRATION									
FUND RESOURCES:									
UNDISBURSED FUNDS	1976 47	0111	- - - - -	\$15,976,000.00	- - - - -	13,583,050.89	- - - - -	(2,392,949.11)	
	1975			1,515,332.81		1,075,561.99		(439,770.82)	
	1974			265,851.40		68,141.64		(197,709.76)	
	PRIOR YEARS			2,132.13		7,942.66		(-5,810.53)	
	SUBTOTAL FY 1976			1,783,316.34	15,976,000.00	14,734,697.18		(3,024,619.16)	
TRANSITION QUARTER									
UNDISBURSED FUNDS	1976 47	0111	(2,392,949.11)	4,024,000.00	- - - - -	3,284,680.77	78,492.02	3,053,776.32	
	1975		(439,770.82)			302,120.43	-126,024.34	263,674.73	
	1974		(197,709.76)				45,548.56	- - - - -	
	PRIOR YEARS		(-5,810.53)			-152,161.20		130,486.51	
	SUBTOTAL TRANSITION QUARTER		(3,024,619.16)	4,024,000.00		152,161.20		3,447,937.56	
ACCOUNTS RECEIVABLE			116,703.57					362,582.45	
FUND EQUITIES:									
ACCOUNTS PAYABLE			-412,252.63					942,093.03	-1,354,345.66
UNDELIVERED ORDERS			-1,487,767.28					968,407.07	-2,456,174.35
	SUBTOTAL 47	0111	-0-	20,000,000.00		18,321,498.38	1,678,501.62	-0-	
DEFENSE MOBILIZATION FUNCTIONS OF FEDERAL AGENCIES, GENERAL SERVICES ADMINISTRATION									
FUND RESOURCES:									
UNDISBURSED FUNDS	1975 47	0112	71,499.48	- - - - -	- - - - -	227,474.37	- - - - -	(-155,974.89)	
	1974		169,714.22					(169,714.22)	
	PRIOR YEARS		152,126.68					(151,126.19)	
	SUBTOTAL FY 1976		393,340.38	- - - - -	- - - - -	1,000.49	- - - - -	(151,126.19)	
TRANSITION QUARTER									
UNDISBURSED FUNDS	1975 47	0112	(-155,974.89)	- - - - -	- - - - -	- - - - -	-173,000.00	17,025.11	
	1974		(169,714.22)					- - - - -	
	PRIOR YEARS		(151,126.19)					291,098.32	
	SUBTOTAL TRANSITION QUARTER		(164,865.52)	- - - - -	- - - - -	169,714.22		308,123.43	
ACCOUNTS RECEIVABLE			486,500.00					486,500.00	
FUND EQUITIES:									
ACCOUNTS PAYABLE			-43,418.78					-29,342.58	-14,076.20
UNDELIVERED ORDERS			-836,421.60					-55,874.37	-780,547.23
	SUBTOTAL 47	0112	-0-	- - - - -	- - - - -	228,474.86	-228,474.86	-0-	
STATE AND LOCAL PREPAREDNESS, GENERAL SERVICES ADMINISTRATION									
FUND RESOURCES:									
UNDISBURSED FUNDS	NO YEAR 47	0618	214,991.51	- - - - -	- - - - -	58,728.77	- - - - -	(156,262.74)	
	SUBTOTAL FY 1976		214,991.51	- - - - -	- - - - -	58,728.77	- - - - -	(156,262.74)	
TRANSITION QUARTER									
UNDISBURSED FUNDS	NO YEAR 47	0618	(156,262.74)	- - - - -	- - - - -	39,000.00	- - - - -	117,262.74	
	SUBTOTAL TRANSITION QUARTER		(156,262.74)	- - - - -	- - - - -	39,000.00	- - - - -	117,262.74	
ACCOUNTS RECEIVABLE			5,000.00					5,000.00	
FUND EQUITIES:									
UNOBLIGATED BALANCE			-79,917.68					-79,917.68	
ACCOUNTS PAYABLE			-20,073.83					-19,845.06	
UNDELIVERED ORDERS			-120,000.00					-22,500.00	
	SUBTOTAL 47	0618	-0-	- - - - -	- - - - -	97,728.77	-97,728.77	-0-	
PUBLIC ENTERPRISE FUNDS									
DEFENSE PRODUCTION ACT, LOAN GUARANTEES ACTIVITIES, GENERAL SERVICES ADMINISTRATION									
FUND RESOURCES:									
UNDISBURSED FUNDS	NO YEAR 47	4080	197,115.47	- - - - -	- - - - -	-21,193.77	- - - - -	(218,309.24)	
	SUBTOTAL FY 1976		197,115.47	- - - - -	- - - - -	-21,193.77	- - - - -	(218,309.24)	
TRANSITION QUARTER									
UNDISBURSED FUNDS	NO YEAR 47	4080	(218,309.24)	- - - - -	- - - - -	-7,150.26	- - - - -	225,459.50	
	SUBTOTAL TRANSITION QUARTER		(218,309.24)	- - - - -	- - - - -	-7,150.26	- - - - -	225,459.50	
ACCOUNTS RECEIVABLE			45.33					290.41	
FUND EQUITIES:									
UNOBLIGATED BALANCE			-197,160.80					28,589.11	-225,749.91
	SUBTOTAL 47	4080	-0-	- - - - -	- - - - -	-28,344.03	28,344.03	-0-	

Appropriations, Outlays, and Balances - Continued

Appropriation or Fund Account		Account symbol			Balances beginning of fiscal year <sup>1/</sup>	Appropriations and other obligation authority <sup>2/</sup>	Transfers, borrowings, and investments (net) <sup>3/</sup>	Outlays (net)	Balances withdrawn and other transactions <sup>4/</sup>	Balances end of fiscal year <sup>5/</sup>
Title	Period of availability	Dept. No.	Account No.	Sub. No.						
PREPAREDNESS ACTIVITIES-CONTINUED										
PUBLIC ENTERPRISE FUNDS-CONTINUED										
WILLIAM LANGER JEWEL BEARING PLANT										
REVOLVING FUND, GENERAL SERVICES										
ADMINISTRATION										
FUND RESOURCES:										
UNDISBURSED FUNDS	NO YEAR 47		4092		\$693,991.73	-	-	-	-	(\$694,191.73)
	1975				693,991.73	-	-	-	-	(694,191.73)
	SUBTOTAL FY 1976									
TRANSITION QUARTER	NO YEAR 47		4092		(694,191.73)	-	-	-	-	794,191.73
UNDISBURSED FUNDS	1975				(694,191.73)	-	-	-	-	794,191.73
	SUBTOTAL TRANSITION QUARTER									
ACCOUNTS RECEIVABLE					608,578.04	-	-	-	-	796,158.94
UNFILLED CUSTOMER ORDERS					1,754,877.43	-	-	-	-	2,133,661.34
FUND EQUITIES:										
UNOBLIGATED BALANCE					-2,991,770.09	-	-	-	669,178.51	-3,660,948.60
ACCOUNTS PAYABLE					-27,501.34	-	-	-	19,138.32	-46,639.66
UNDELIVERED ORDERS					-38,175.77	-	-	-	-21,752.02	-16,423.75
	SUBTOTAL 47		4092		-0-	-	-	-	100,200.00	-0-
TOTAL, PREPAREDNESS ACTIVITIES FY 1976						\$15,976,000.00		15,000,507.04		
TOTAL, PREPAREDNESS ACTIVITIES T.O.						4,024,000.00		3,518,650.94	1,480,842.02	
GENERAL ACTIVITIES										
GENERAL FUND ACCOUNTS										
SALARIES AND EXPENSES, GENERAL MANAGEMENT AND AGENCY OPERATIONS, GENERAL SERVICES ADMINISTRATION										
FUND RESOURCES:										
UNDISBURSED FUNDS	1976 47		0110		-	9,463,779.00	-	8,909,680.86	-	(554,098.14)
	1975				508,743.21	-	-	469,282.75	-	(39,460.46)
	SUBTOTAL FY 1976				508,743.21	9,463,779.00	-	9,378,963.61	-	(593,558.60)
TRANSITION QUARTER	1976 47		0110		(554,098.14)	1,653,000.00	-	1,496,316.22	396,742.54	314,029.38
UNDISBURSED FUNDS	1975				(39,460.46)	-	-	13,749.66	-95,308.17	121,018.97
	SUBTOTAL TRANSITION QUARTER				(593,558.60)	1,653,000.00	-	1,510,065.88	301,434.37	435,058.35
ACCOUNTS RECEIVABLE					71,299.67	-	-	-	-24,850.18	96,149.85
FUND EQUITIES:										
ACCOUNTS PAYABLE					-461,030.38	-	-	-	-46,761.52	-414,268.86
UNDELIVERED ORDERS					-119,012.50	-	-	-	-2,073.16	-116,939.34
	SUBTOTAL 47		0110		-0-	11,116,779.00	-	10,889,029.49	227,749.51	-0-
SALARIES AND EXPENSES, FEDERAL MANAGEMENT POLICY, GENERAL SERVICES ADMINISTRATION										
FUND RESOURCES:										
UNDISBURSED FUNDS	1976 47		0106		-	1,100,000.00	-	820,668.09	-	(279,331.91)
	1975				45,576.63	-	-	83,453.16	-	(-37,876.53)
	SUBTOTAL FY 1976				45,576.63	1,100,000.00	-	904,121.25	-	(241,455.38)
TRANSITION QUARTER	1976 47		0106		(279,331.91)	275,000.00	-	2,889.75	550,532.16	910.00
UNDISBURSED FUNDS	1975				(-37,876.53)	-	-	5,248.00	-49,224.07	6,099.54
	SUBTOTAL TRANSITION QUARTER				(241,455.38)	275,000.00	-	8,137.75	501,308.09	7,009.54
ACCOUNTS RECEIVABLE					16,955.72	-	-	-	16,851.52	104.20
FUND EQUITIES:										
ACCOUNTS PAYABLE					-55,958.46	-	-	-	-55,958.46	-
UNDELIVERED ORDERS					-6,573.89	-	-	-	539.85	-7,113.74
	SUBTOTAL 47		0106		-0-	1,375,000.00	-	912,259.00	462,741.00	-0-
INDIAN TRUST ACCOUNTING, GENERAL MANAGEMENT AND AGENCY OPERATIONS, GENERAL SERVICES ADMINISTRATION										
FUND RESOURCES:										
UNDISBURSED FUNDS	1976 47		0109		-	2,675,000.00	-	2,580,090.55	-	(94,909.45)
	1975				253,460.26	-	-	276,699.25	-	(-23,238.99)
	1974				5,388.54	-	-	-107.32	-	(5,495.86)
	PRIOR YEARS				50,995.83	-	-	21,668.25	-	(29,327.58)
	SUBTOTAL FY 1976				309,844.63	2,675,000.00	-	2,878,350.73	-	(106,493.90)

TRANSITION QUARTER UNDISBURSED FUNDS	1976 47	0109	(94,909.45)	675,000.00	-	584,765.44	76,071.55	109,072.46
	1975		(-23,238.99)	-	-	72.00	-36,111.14	12,800.15
	1974		(5,495.86)	-	-	200.00	3,901.90	-
	PRIOR YEARS		(29,327.58)	-	-	1,393.96	4,584.78	26,136.76
SUBTOTAL TRANSITION QUARTER			(106,493.90)	675,000.00	-	585,037.44	48,447.09	148,009.37
ACCOUNTS RECEIVABLE			13,069.38	-	-	-	-46,169.21	59,238.59
FUND EQUITIES:								
ACCOUNTS PAYABLE			-95,750.69	-	-	-	29,641.27	-125,391.96
UNDELIVERED ORDERS			-227,163.32	-	-	-	-145,307.32	-81,856.00
SUBTOTAL 47	0109		-0-	3,350,000.00	-	3,463,388.17	-113,388.17	-0-
ALLOWANCES AND OFFICE STAFF FOR FORMER PRESIDENTS, GENERAL SERVICES ADMINISTRATION								
FUND RESOURCES:								
UNDISBURSED FUNDS	1976 47	0105	-	275,000.00	-122,250.00	126,037.49	-	(26,712.51)
	1975		7,851.66	-	-	7,917.18	-	(-65.52)
TRANSFER TO: TREASURY	1976 20 47	0105	-	-	122,250.00	122,250.00	-	-
SUBTOTAL FY 1976			7,851.66	275,000.00	-	256,204.67	-	(26,646.99)
TRANSITION QUARTER UNDISBURSED FUNDS	1976 47	0105	(26,712.51)	68,500.00	-30,750.00	33,157.23	18,086.70	13,218.58
	1975		(-65.52)	-	-	-	-65.52	-
TRANSFER TO: TREASURY	1976 20 47	0105	-	-	30,750.00	30,750.00	-	-
SUBTOTAL TRANSITION QUARTER			(26,646.99)	68,500.00	-	63,907.23	18,021.18	13,218.58
ACCOUNTS RECEIVABLE			76.60	-	-	-	76.60	-
FUND EQUITIES:								
ACCOUNTS PAYABLE			-7,928.26	-	-	-	-1,497.69	-6,430.57
UNDELIVERED ORDERS			-	-	-	-	6,788.01	-6,788.01
SUBTOTAL 47	0105		-0-	343,500.00	-	320,111.90	23,388.10	-0-
EXPENSES, PRESIDENTIAL TRANSITION, GENERAL SERVICES ADMINISTRATION								
FUND RESOURCES:								
UNDISBURSED FUNDS	1975 47	0107	9,401.07	-	-	9,103.11	-	(297.96)
SUBTOTAL FY 1976			9,401.07	-	-	9,103.11	-	(297.96)
TRANSITION QUARTER UNDISBURSED FUNDS	1975 47	0107	(297.96)	-	-	-	297.96	-
SUBTOTAL TRANSITION QUARTER			(297.96)	-	-	-	297.96	-
FUND EQUITIES:								
ACCOUNTS PAYABLE			-9,031.87	-	-	-	-9,031.87	-
UNDELIVERED ORDERS			-369.20	-	-	-	-369.20	-
SUBTOTAL 47	0107		-0-	-	-	9,103.11	-9,103.11	-0-
SALARIES AND EXPENSES, ADMINISTRATIVE AND STAFF SERVICES, GENERAL SERVICES ADMINISTRATION								
FUND RESOURCES:								
UNDISBURSED FUNDS	1976 47	0702	-	55,064,821.00	-	52,041,913.65	-	(3,022,907.35)
	1975		2,669,419.12	-	-	3,174,991.03	-	(-505,571.91)
SUBTOTAL FY 1976			2,669,419.12	55,064,821.00	-	55,216,904.68	-	(2,517,335.44)
TRANSITION QUARTER UNDISBURSED FUNDS	1976 47	0702	(3,022,907.35)	14,857,000.00	-	14,097,171.14	336,206.21	3,446,530.00
	1975		(-505,571.91)	-	-	337,017.94	-1,073,747.50	231,157.65
SUBTOTAL TRANSITION QUARTER			(2,517,335.44)	14,857,000.00	-	14,434,189.08	-737,541.29	3,677,687.65
ACCOUNTS RECEIVABLE			1,397,192.82	-	-	-	-775,611.14	2,172,803.96
FUND EQUITIES:								
ACCOUNTS PAYABLE			-1,305,926.75	-	-	-	2,712,664.89	-4,018,591.64
UNDELIVERED ORDERS			-2,760,685.19	-	-	-	-928,785.22	-1,831,899.97
SUBTOTAL 47	0702		-0-	69,921,821.00	-	69,651,093.76	270,727.24	-0-
SALARIES AND EXPENSES, CONSUMER INFORMATION CENTER, GENERAL SERVICES ADMINISTRATION								
FUND RESOURCES:								
UNDISBURSED FUNDS	1976 47	0104	-	1,054,000.00	-	743,618.39	-	(310,381.61)
	1975		294,643.15	-	-	284,804.95	-	(9,838.20)
	1974		839.35	-	-	941.81	-	(-102.46)
PRIOR YEARS			1,966.08	-	-	833.63	-	(1,132.45)
SUBTOTAL FY 1976			297,448.58	1,054,000.00	-	1,030,198.78	-	(321,245.80)
TRANSITION QUARTER UNDISBURSED FUNDS	1976 47	0104	(310,381.61)	264,000.00	-	220,457.61	48,629.50	305,294.50
	1975		(9,838.20)	-	-	3,618.90	-4,326.17	10,545.47
	1974		(-102.46)	-	-	-360.00	-462.46	-
PRIOR YEARS			(1,132.45)	-	-	360.00	1,132.45	360.00
SUBTOTAL TRANSITION QUARTER			(321,249.80)	264,000.00	-	224,076.51	44,973.32	316,199.97
ACCOUNTS RECEIVABLE			384.64	-	-	-	160.00	224.64
FUND EQUITIES:								
ACCOUNTS PAYABLE			-47,417.27	-	-	-	127,648.60	-175,065.87
UNDELIVERED ORDERS			-250,415.95	-	-	-	-109,057.21	-141,358.74
SUBTOTAL 47	0104		-0-	1,318,000.00	-	1,254,275.29	63,724.71	-0-










TABLE 1 - APPROPRIATIONS AND APPROPRIATION TRANSFERS

Account Symbol	Net Appropriations and Appropriation Transfers	Appropriation Amount	Net Appropriation Transfers	Detail of Appropriation Transfers		
				Accounts Involved	Amount From, Or To (-)	Citation of Law
4760500	\$165,305,165.19	\$159,667,000.00	\$5,638,165.19	0560107	\$6,366,165.19	88 STAT. 1960
				1160300	-500,000.00	89 STAT. 841
				4760702	-228,000.00	40 USC 754
47X0300	200,000.00	2,200,000.00	-2,000,000.00	47X0302	-2,000,000.00	44 USC 2504
4760300	57,955,400.00	58,000,000.00	-44,600.00	4760110	100,400.00	40 USC 754
				4760702	-145,000.00	40 USC 754
47X0302	2,000,000.00		2,000,000.00	47X0300	2,000,000.00	44 USC 2504
4760900	7,390,000.00	7,460,000.00	-70,000.00	4760702	-70,000.00	40 USC 754
4760111	15,976,000.00	16,010,000.00	-34,000.00	4760702	-34,000.00	40 USC 754
4760110	9,463,779.00	12,183,000.00	-2,719,221.00	4760300	-100,400.00	40 USC 754
				4760702	-2,618,821.00	40 USC 754
4760702	55,064,821.00	51,697,000.00	3,367,821.00	0560107	272,000.00	88 STAT. 1960
				4760110	2,618,821.00	40 USC 754
				4760702	34,000.00	40 USC 754
				4760300	145,000.00	40 USC 754
				4760500	228,000.00	40 USC 754
				4760900	70,000.00	40 USC 754
TOTAL (FY)	<u>\$313,355,165.19</u>	<u>\$307,217,000.00</u>	<u>\$6,138,165.19</u>		<u>\$6,138,165.19</u>	
4760500	\$41,661,000.00	\$39,946,000.00	\$1,715,000.00	0560107	\$1,971,000.00	88 STAT. 1960
				1160300	-120,000.00	89 STAT. 841
				4760702	-136,000.00	40 USC 754
47X0300		500,000.00	-500,000.00	47X0302	-500,000.00	89 STAT. 453
4760300	14,869,000.00	14,924,000.00	-55,000.00	4760110	35,000.00	40 USC 754
				4760702	-90,000.00	40 USC 754
47X0302	500,000.00		500,000.00	47X0300	500,000.00	89 STAT. 453
4760900	1,841,000.00	1,885,000.00	-44,000.00	4760702	-44,000.00	40 USC 754
4760111	4,024,000.00	4,045,000.00	-21,000.00	4760702	-21,000.00	40 USC 754
4760110	1,653,000.00	3,114,000.00	-1,461,000.00	4760300	-35,000.00	40 USC 754
				4760702	-1,426,000.00	40 USC 754
4760702	14,857,000.00	13,048,000.00	1,809,000.00	0560107	92,000.00	88 STAT. 1960
				4760110	1,426,000.00	40 USC 754
				4760111	21,000.00	40 USC 754
				4760300	90,000.00	40 USC 754
				4760500	136,000.00	40 USC 754
				4760900	44,000.00	40 USC 754
TOTAL (TQ)	<u>\$79,405,000.00</u>	<u>\$77,462,000.00</u>	<u>\$1,943,000.00</u>		<u>\$1,943,000.00</u>	


\* Appropriations to accounts which did not have appropriation transfer activity during the fiscal year and transition quarter are not included in this table.

**TABLE 2 - TRANSFERS (OTHER THAN APPROPRIATION TRANSFERS - TABLE 1 )**

Account Symbol	Net Transfers	Details of Transfers		
		Accounts Involved	Amount From Or To (-)	Citation of Law
47X0300	-\$269,398.00	47X0302	-\$269,398.00	44 USC 2504
47X0302	269,398.00	47X0300	269,398.00	44 USC 2504
4760105	-122,250.00	20-4760105	-122,250.00	3 USC 102 note

4760105	-\$30,750.00	20-4760105	-\$30,750.00	3 USC 102 note
20-4760105	30,750.00	4760105	30,750.00	3 USC 102 note
TOTAL (TQ)	<u>\$0</u>		<u>\$0</u>	

Account Symbol	Net Transfers	Details of Transfers		
		Accounts Involved	Amount From Or To (-)	Citation of Law
20-4760105	\$122,250.00	4760105	\$122,250.00	3 USC 102 note
TOTAL (FY)	<u>\$0</u>		<u>\$0</u>	



Appropriations, Outlays, and Balances - Continued

Appropriation or Fund Account		Account symbol			Balances beginning of fiscal year 1/	Appropriations and other obligational authority 2/	Transfers, borrowings, and investments (net) 3/	Outlays (net)	Balances withdrawn and other transactions 4/	Balances end of fiscal year 2/
Title	Period of availability	Dept. Reg.	Account No.	Sub. No.						
NATIONAL AERONAUTICS AND SPACE ADMINISTRATION										
GENERAL FUND ACCOUNTS										
RESEARCH AND DEVELOPMENT, NATIONAL AERONAUTICS AND SPACE ADMINISTRATION										
FUND RESOURCES:										
UNDISBURSED FUNDS	NO YEAR 80		0108		\$1,077,008,285.97	\$2,677,380,000.00	-	\$2,748,808,926.02	-	(\$1,005,579,359.95)
	SUBTOTAL FY 1976				1,077,008,285.97	2,677,380,000.00	-	2,748,808,926.02	-	(1,005,579,359.95)
TRANSITION QUARTER										
UNDISBURSED FUNDS										
	NO YEAR 80		0108		(1,005,579,359.95)	700,600,000.00	-	730,689,557.94	\$941,051.90	974,548,750.11
	SUBTOTAL TRANSITION QUARTER				(1,005,579,359.95)	700,600,000.00	-	730,689,557.94	941,051.90	974,548,750.11
ACCOUNTS RECEIVABLE					228,695,169.51	-	-	-	-55,916,979.18	284,612,148.69
UNFILLED CUSTOMER ORDERS					162,851,850.01	-	-	-	35,745,902.98	127,105,947.03
FUND EQUITIES:										
UNOBLIGATED BALANCE					-345,355,647.64	-	-	-	-32,363,422.29	-312,992,225.35
ACCOUNTS PAYABLE					-614,438,492.81	-	-	-	16,544,918.30	-630,983,411.11
UNDELIVERED ORDERS					-508,761,165.04	-	-	-	-66,469,955.67	-442,291,209.37
	SUBTOTAL 80		0108		-0-	3,377,980,000.00	-	3,479,498,483.96	-101,518,483.96	-0-
CONSTRUCTION OF FACILITIES, NATIONAL AERONAUTICS AND SPACE ADMINISTRATION										
FUND RESOURCES:										
UNDISBURSED FUNDS	NO YEAR 80		0107		17,834,285.13	-	\$2,852.87	7,560,257.23	-	(10,276,880.77)
	1976-78				-	82,130,000.00	-	5,467,502.57	-	(76,662,497.43)
	1975-77				135,316,827.24	-	-	58,592,590.69	-	(76,724,236.55)
	1974-76				47,455,084.12	-	-	32,073,040.96	-	(15,382,043.16)
	1973-75				20,202,412.39	-	-	14,395,519.30	-	(5,806,893.09)
	1972-74				4,626,549.82	-	-	2,828,206.76	-	(1,798,343.06)
TRANSFER TO: TRANSPORTATION, FEDERAL HIGHWAY ADMINISTRATION										
	NO YEAR 69 80		0107	5	2,852.87	-	-2,852.87	-	-	-
	SUBTOTAL FY 1976				225,438,011.57	82,130,000.00	-	120,917,117.51	-	(186,650,894.06)
TRANSITION QUARTER										
UNDISBURSED FUNDS										
	NO YEAR 80		0107		(10,276,880.77)	66,999,087.15	11,370,315.41	7,378,645.61	-	21,267,637.72
	1976-79				-	10,750,000.00	-	14,219.22	-	10,735,780.78
	1976-78				(76,662,497.43)	-	-	4,937,689.96	-	71,724,807.47
	1975-77				(76,724,236.55)	-	-	12,702,802.59	-	64,021,433.96
	1974-76				(15,382,043.16)	-	-11,370,315.41	1,111,412.45	273,178.60	2,627,136.70
	1973-75				(5,806,893.09)	-	-	-414,722.37	75,374,073.98	847,541.48
	1972-74				(1,798,343.06)	-	-14,355.97	54,489.83	1,729,497.26	-
	PRIOR YEARS				-	-	14,355.97	-	-	14,355.97
	SUBTOTAL TRANSITION QUARTER				(186,650,894.06)	17,749,087.15	-	25,784,537.29	7,376,749.84	171,238,654.08
ACCOUNTS RECEIVABLE					987,408.51	-	-	-	-484,427.11	1,471,835.62
UNFILLED CUSTOMER ORDERS					400,000.00	-	-	-	199,749.76	200,250.24
FUND EQUITIES:										
UNOBLIGATED BALANCE					-116,829,231.87	-	-	-	-23,329,036.12	-93,500,195.75
ACCOUNTS PAYABLE					-25,212,876.09	-	-	-	-1,759,388.26	-23,453,487.83
UNDELIVERED ORDERS					-84,783,312.12	-	-	-	-28,826,215.76	-55,957,096.36
	SUBTOTAL 80		0107		-0-	99,879,087.15	-	146,701,654.80	-46,822,567.65	-0-
RESEARCH AND PROGRAM MANAGEMENT, NATIONAL AERONAUTICS AND SPACE ADMINISTRATION										
FUND RESOURCES:										
UNDISBURSED FUNDS	1976 80		0103		-	792,312,000.00	-	747,058,586.49	-	(45,253,413.51)
	1975				51,946,405.24	-	-	50,557,287.53	-	(1,389,117.71)
	1974				2,072,862.82	-	-	1,369,637.05	-	(703,225.77)
	PRIOR YEARS				2,362,354.44	-	-	310,086.18	-	(2,052,268.26)
	SUBTOTAL FY 1976				56,381,622.50	792,312,000.00	-	799,295,597.25	-	(49,398,025.25)
TRANSITION QUARTER										
UNDISBURSED FUNDS										
	1976 80		0103		(45,253,413.51)	220,795,000.00	-	194,307,415.74	626,097.77	71,114,900.00
	1975				(1,389,117.71)	-	-	536,640.35	77,064.68	775,412.68
	1974				(703,225.77)	-	-714,525.94	59,064.55	-70,364.72	-
	PRIOR YEARS				(2,052,268.26)	-	714,525.94	49,800.01	165,661.22	2,551,332.97
	SUBTOTAL TRANSITION QUARTER				(49,398,025.25)	220,795,000.00	-	194,952,920.65	798,458.95	74,441,645.65
ACCOUNTS RECEIVABLE					5,539,701.16	-	-	-	-9,652,881.32	15,192,582.48
UNFILLED CUSTOMER ORDERS					544,483.66	-	-	-	-1,114,748.85	1,659,232.51
FUND EQUITIES:										
ACCOUNTS PAYABLE					-38,835,446.86	-	-	-	20,081,986.04	-58,917,432.90
UNDELIVERED ORDERS					-23,630,360.46	-	-	-	8,745,667.28	-32,376,027.74
	SUBTOTAL 80		0103		-0-	1,013,107,000.00	-	994,248,517.90	18,858,482.10	-0-

TRUST FUND ACCOUNTS

INTERNATIONAL COOPERATION, NATIONAL AERONAUTICS AND SPACE ADMINISTRATION									
FUND RESOURCES:									
UNDISBURSED FUNDS		NO YEAR 80	8979	5,745,541.35	1,125,974.00	- - - - -	3,123,002.88	- - - - -	(3,748,512.47)
	SUBTOTAL	FY 1976		5,745,541.35	1,125,974.00	- - - - -	3,123,002.88	- - - - -	(3,748,512.47)
TRANSITION QUARTER									
UNDISBURSED FUNDS		NO YEAR 80	8979	(3,748,512.47)	15,000.00	- - - - -	1,925,102.57	- - - - -	1,838,409.90
	SUBTOTAL	TRANSITION QUARTER		(3,748,512.47)	15,000.00	- - - - -	1,925,102.57	- - - - -	1,838,409.90
FUND EQUITIES:									
UNOBLIGATED BALANCE				-5,459,313.37	- - - - -	- - - - -	- - - - -	-4,541,633.87	-917,679.50
ACCOUNTS PAYABLE				-83,962.21	- - - - -	- - - - -	- - - - -	766,720.34	-850,682.55
UNDELIVERED ORDERS				-202,265.77	- - - - -	- - - - -	- - - - -	-132,217.92	-70,047.85
	SUBTOTAL	80	8979	-0-	1,140,974.00	- - - - -	5,048,105.45	-3,907,131.45	-0-
GIFTS AND DONATIONS, NATIONAL AERONAUTICS AND SPACE ADMINISTRATION									
FUND RESOURCES:									
UNDISBURSED FUNDS		NO YEAR 80	8980	631.86	9.00	- - - - -	- - - - -	- - - - -	(640.86)
	SUBTOTAL	FY 1976		631.86	9.00	- - - - -	- - - - -	- - - - -	(640.86)
TRANSITION QUARTER									
UNDISBURSED FUNDS		NO YEAR 80	8980	(640.86)	35.00	- - - - -	-1,000.00	- - - - -	1,675.86
	SUBTOTAL	TRANSITION QUARTER		(640.86)	35.00	- - - - -	-1,000.00	- - - - -	1,675.86
FUND EQUITIES:									
UNOBLIGATED BALANCE				-631.86	- - - - -	- - - - -	- - - - -	1,044.00	-1,675.86
DEDUCTIONS FOR OFFSETTING RECEIPTS <sup>9</sup>		SUBTOTAL	80	-0-	44.00	- - - - -	-1,000.00	1,044.00	-0-
PROPRIETARY RECEIPTS FROM THE PUBLIC									
				- - - - -	-2,642,226.86	- - - - -	-2,642,226.86	- - - - -	- - - - -
TRANSITION QUARTER									
PROPRIETARY RECEIPTS FROM THE PUBLIC				- - - - -	-325,440.68	- - - - -	-325,440.68	- - - - -	- - - - -
TOTAL, NATIONAL AERONAUTICS AND SPACE ADMINISTRATION FY 1976 . . . . .									
				- - - - -	3,550,305,756.14	- - - - -	3,669,502,416.80	- - - - -	- - - - -
TOTAL, NATIONAL AERONAUTICS AND SPACE ADMINISTRATION T.Q. . . . .									
				- - - - -	938,833,681.47	- - - - -	953,025,677.77	-133,388,656.96	- - - - -



### Appropriations, Outlays, and Balances

- 1 Amounts in parentheses represent non-add balances at the end of fiscal year 1976 and at the beginning of the transition quarter.
- 2 Only appropriations with appropriation transfer activity are presented in Table 1 (Appropriations and appropriation transfers) at the end of the chapter. Since the National Aeronautics and Space Administration had no appropriation transfer activity during fiscal year 1976 and the transition quarter, Table 1 does not appear.
- 3 For detail of transfer activity by account see Table 2 (Transfers - Other than Appropriation Transfers) at end of chapter. Amounts not appearing in Table 2, unless otherwise footnoted, represent transfers of obligated balances from lapsed appropriations to merged prior-year accounts pursuant to 31 U.S.C. 701, borrowings (net) or investments (net).
- 4 The amounts in this column, unless otherwise footnoted, represent unobligated balances withdrawn or restored pursuant to 31 U.S.C. 701 and changes in unfilled customer orders, accounts receivable, accounts payable, undelivered orders and unobligated balances.
- 5 Unobligated balance represents no-year or unexpired multiple-year account unless otherwise footnoted.

- 6 Represents:
  - Reappropriation, pursuant to Public Law 92-78, approved August 10, 1971, 85 Stat. 277; Public Law 92-383, approved August 14, 1972, 86 Stat. 544 - 545; and Public Law 93-137, approved October 26, 1973, 87 Stat. 494 - 495, "Construction of Facilities, no year."----- \$6,999,087.15
- 7 Includes:
  - Unobligated balance withdrawn as of September 30, 1976, available for reappropriation in fiscal year 1977, pursuant to Public Law 92-78, approved August 10, 1971, 85 Stat. 277; Public Law 92-383, approved August 14, 1972, 86 Stat 544 - 545; Public Law 93-137, approved October 26, 1973, 87 Stat. 494 - 495.----- \$5,270,649.16

- 8 Includes:
  - Unobligated balance withdrawn as of September 30, 1976, available for reappropriation in fiscal year 1977, pursuant to Public Law 92-78, approved August 10, 1971, 85 Stat. 277; Public Law 92-383, approved August 14, 1972, 86 Stat. 544 - 545; Public Law 93-137, approved October 26, 1973, 87 Stat. 494 - 495.----- \$1,728,437.99
- 9 For detail by account see Table C - "Receipts by Organizational Unit."

**TABLE 2 - TRANSFERS (OTHER THAN APPROPRIATION TRANSFERS - TABLE 1 )**

Account Symbol	Net Transfers	Details of Transfers		
		Accounts Involved	Amount From Or To (-)	Citation of Law
80X0107	\$2,852.87	69-80X0107(05)	\$2,852.87	31 USC 686,686-1
69-80X0107(05)	-2,852.87	80X0107	-2,852.87	31 USC 686,686-1
TOTAL (FY)	<u>\$0</u>		<u>\$0</u>	

Account Symbol	Net Transfers	Details of Transfers		
		Accounts Involved	Amount From Or To (-)	Citation of Law

80X0107	\$11,370,315.41	804/60107	\$11,370,315.41	87 STAT.494-495
804/60107	-11,370,315.41	80X0107	-11,370,315.41	87 STAT.494-495
TOTAL (TQ)	<u>\$0</u>		<u>\$0</u>	



MEDICAL AND PROSTHETIC RESEARCH, VETERANS ADMINISTRATION FUND RESOURCES:									
UNDISBURSED FUNDS	NO YEAR 36	0161	14,429,206.91	97,309,000.00	- - - - -	93,559,262.12	- - - - -	(18,178,944.79)	
	SUBTOTAL FY 1976		14,429,206.91	97,309,000.00	- - - - -	93,559,262.12	- - - - -	(18,178,944.79)	
TRANSITION QUARTER UNDISBURSED FUNDS									
	NO YEAR 36	0161	(18,178,944.79)	25,527,000.00	- - - - -	23,889,395.42	- - - - -	19,816,549.37	
	SUBTOTAL TRANSITION QUARTER		(18,178,944.79)	25,527,000.00	- - - - -	23,889,395.42	- - - - -	19,816,549.37	
ACCOUNTS RECEIVABLE FUND EQUITIES:									
UNOBLIGATED BALANCE			1,693,562.97	- - - - -	- - - - -	- - - - -	105,923.81	1,587,639.16	
ACCOUNTS PAYABLE			-1,794,510.16	- - - - -	- - - - -	- - - - -	-19,392.14	-1,775,118.02	
UNDELIVERED ORDERS			-6,447,948.17	- - - - -	- - - - -	- - - - -	3,939,087.68	-10,387,035.85	
			-7,880,311.55	- - - - -	- - - - -	- - - - -	1,361,723.11	-9,242,034.66	
	SUBTOTAL 36	0161	-0-	122,836,000.00	- - - - -	117,448,657.54	5,387,342.46	-0-	
MEDICAL ADMINISTRATION AND MISCELLANEOUS OPERATING EXPENSES, VETERANS ADMINISTRATION FUND RESOURCES:									
UNDISBURSED FUNDS	1976 36	0152	- - - - -	38,528,000.00	- - - - -	29,601,011.71	- - - - -	(8,926,988.29)	
	1975		5,940,874.79	- - - - -	- - - - -	5,283,574.41	- - - - -	(657,300.38)	
	1974		844,558.57	- - - - -	- - - - -	450,645.73	- - - - -	(393,952.84)	
	PRIOR YEARS		509,158.26	- - - - -	- - - - -	319,506.14	- - - - -	(189,652.12)	
	SUBTOTAL FY 1976		7,294,631.62	38,528,000.00	- - - - -	35,654,737.99	- - - - -	(10,167,893.63)	
TRANSITION QUARTER UNDISBURSED FUNDS									
	1976 36	0152	(8,926,988.29)	10,230,000.00	- - - - -	9,664,161.86	1,581,175.01	7,911,651.42	
	1975		(657,300.38)	- - - - -	- - - - -	86,354.85	165,994.36	404,951.17	
	1974		(393,952.84)	- - - - -	- - - - -	-304,994.17	88,958.67	- - - - -	
	PRIOR YEARS		(189,652.12)	- - - - -	- - - - -	304,994.17	-23,298.18	510,406.57	
	SUBTOTAL TRANSITION QUARTER		(10,167,893.63)	10,230,000.00	- - - - -	9,758,054.61	1,812,829.86	8,827,009.16	
ACCOUNTS RECEIVABLE FUND EQUITIES:									
ACCOUNTS PAYABLE			875,441.05	- - - - -	- - - - -	- - - - -	405,939.25	469,501.80	
UNDELIVERED ORDERS			-5,793,835.38	- - - - -	- - - - -	- - - - -	-207,950.85	-5,585,884.53	
			-2,376,237.29	- - - - -	- - - - -	- - - - -	1,334,389.14	-3,710,626.43	
	SUBTOTAL 36	0152	-0-	48,758,000.00	- - - - -	45,412,792.60	3,345,207.40	-0-	
GENERAL OPERATING EXPENSES, VETERANS ADMINISTRATION FUND RESOURCES:									
UNDISBURSED FUNDS	1976 36	0151	- - - - -	483,300,000.00	- - - - -	451,012,546.87	- - - - -	(32,287,453.13)	
	1975		24,691,172.62	- - - - -	- - - - -	23,113,061.08	- - - - -	(1,578,111.54)	
	1974		2,091,377.70	- - - - -	- - - - -	1,431,582.71	- - - - -	(659,794.99)	
	PRIOR YEARS		144,658.36	- - - - -	- - - - -	142,023.81	- - - - -	(2,634.55)	
	SUBTOTAL FY 1976		26,927,208.68	483,300,000.00	- - - - -	475,699,214.47	- - - - -	(34,527,994.21)	
TRANSITION QUARTER UNDISBURSED FUNDS									
	1976 36	0151	(32,287,453.13)	121,230,000.00	- - - - -	110,858,357.72	1,018,308.39	41,640,787.02	
	1975		(1,578,111.54)	- - - - -	- - - - -	65,473.59	1,214,750.03	297,887.92	
	1974		(659,794.99)	- - - - -	- - - - -	-295,173.21	360,621.78	- - - - -	
	PRIOR YEARS		(2,634.55)	- - - - -	- - - - -	299,173.21	-82,190.96	302,326.39	
	SUBTOTAL TRANSITION QUARTER		(34,527,994.21)	121,230,000.00	- - - - -	111,005,503.64	2,511,489.24	42,241,001.33	
ACCOUNTS RECEIVABLE FUND EQUITIES:									
UNOBLIGATED BALANCE			993,438.59	- - - - -	- - - - -	- - - - -	77,957.26	915,481.33	
ACCOUNTS PAYABLE			-22,455,771.68	- - - - -	- - - - -	- - - - -	79,037.78	6-79,037.78	
UNDELIVERED ORDERS			-5,464,875.59	- - - - -	- - - - -	- - - - -	13,996,725.91	-36,452,457.59	
	SUBTOTAL 36	0151	-0-	604,530,000.00	- - - - -	586,704,718.11	17,825,281.89	-6,624,947.29	
CONSTRUCTION OF HOSPITAL AND DOMICILIARY FACILITIES, VETERANS ADMINISTRATION FUND RESOURCES:									
UNDISBURSED FUNDS	NO YEAR 36	0108	16,005,969.78	- - - - -	- - - - -	5,832,045.91	- - - - -	(10,173,923.87)	
	SUBTOTAL FY 1976		16,005,969.78	- - - - -	- - - - -	5,832,045.91	- - - - -	(10,173,923.87)	
TRANSITION QUARTER UNDISBURSED FUNDS									
	NO YEAR 36	0108	(10,173,923.87)	- - - - -	- - - - -	492,924.02	- - - - -	9,680,999.85	
	SUBTOTAL TRANSITION QUARTER		(10,173,923.87)	- - - - -	- - - - -	492,924.02	- - - - -	9,680,999.85	
ACCOUNTS RECEIVABLE FUND EQUITIES:									
UNOBLIGATED BALANCE			887,941.49	- - - - -	- - - - -	- - - - -	327,742.80	560,198.69	
ACCOUNTS PAYABLE			-9,438,591.25	- - - - -	- - - - -	- - - - -	-1,761,558.44	-7,677,032.81	
UNDELIVERED ORDERS			-2,090,581.61	- - - - -	- - - - -	- - - - -	-1,023,040.88	-1,067,540.73	
			-5,364,738.41	- - - - -	- - - - -	- - - - -	-3,868,113.41	-1,496,625.00	
	SUBTOTAL 36	0108	-0-	- - - - -	- - - - -	6,324,969.93	-6,324,969.93	-0-	
CONSTRUCTION, MAJOR PROJECTS, VETERANS ADMINISTRATION FUND RESOURCES:									
UNDISBURSED FUNDS	NO YEAR 36	0110	322,365,620.62	297,464,000.00	- - - - -	138,705,191.23	- - - - -	(481,124,425.39)	
	SUBTOTAL FY 1976		322,365,620.62	297,464,000.00	- - - - -	138,705,191.23	- - - - -	(481,124,425.39)	
TRANSITION QUARTER UNDISBURSED FUNDS									
	NO YEAR 36	0110	(481,124,429.39)	15,860,000.00	- - - - -	31,847,511.48	- - - - -	465,136,917.91	
	SUBTOTAL TRANSITION QUARTER		(481,124,429.39)	15,860,000.00	- - - - -	31,847,511.48	- - - - -	465,136,917.91	
ACCOUNTS RECEIVABLE FUND EQUITIES:									
UNOBLIGATED BALANCE			2,969,643.36	- - - - -	- - - - -	- - - - -	-3,532,816.72	6,502,460.08	
ACCOUNTS PAYABLE			-144,762,022.71	- - - - -	- - - - -	- - - - -	133,499,986.47	-278,262,009.18	
UNDELIVERED ORDERS			-15,094,105.11	- - - - -	- - - - -	- - - - -	5,551,971.41	-20,646,076.52	
			-165,479,136.16	- - - - -	- - - - -	- - - - -	7,252,156.13	-172,731,252.29	
	SUBTOTAL 36	0110	-0-	313,324,000.00	- - - - -	170,552,702.71	142,771,297.29	-0-	

FOOTNOTES AT END OF CHAPTER

Appropriations, Outlays, and Balances - Continued

Appropriation or Fund Account		Account symbol			Balances beginning of fiscal year <u>1/</u>	Appropriations and other obligational authority <u>2/</u>	Transfers, borrowings, and investments (net) <u>3/</u>	Outlays (net)	Balances withdrawn and other transactions <u>4/</u>	Balances end of fiscal year <u>5/</u>
Title	Period of availability	Dept. No.	Account No.	Sub. No.						
GENERAL FUND ACCOUNTS-CONTINUED										
CONSTRUCTION, MINOR PROJECTS, VETERANS ADMINISTRATION										
FUND RESOURCES:										
UNDISBURSED FUNDS	NO YEAR	36	0111		\$71,988,721.80	\$106,426,000.00	- - - - -	\$42,628,177.63	- - - - -	( \$135,786,544.17)
TRANSFER TO:										
CORPS OF ENGINEERS, CIVIL	NO YEAR	96	36	0111	577,100.54	- - - - -	- - - - -	472,707.77	- - - - -	(104,392.77)
	FY 1976				72,565,822.34	106,426,000.00	- - - - -	43,100,885.40	- - - - -	(135,890,936.94)
SUBTOTAL										
TRANSITION QUARTER	NO YEAR	36	0111		(135,786,544.17)	16,490,000.00	- - - - -	10,524,761.34	- - - - -	141,751,782.83
UNDISBURSED FUNDS	NO YEAR	36	0111		(135,786,544.17)	16,490,000.00	- - - - -	10,524,761.34	- - - - -	141,751,782.83
TRANSFER TO:										
CORPS OF ENGINEERS, CIVIL	NO YEAR	96	36	0111	(104,392.77)	- - - - -	- - - - -	19,150.09	- - - - -	85,242.68
	QUARTER				(135,890,936.94)	16,490,000.00	- - - - -	10,543,911.43	- - - - -	141,837,025.51
SUBTOTAL TRANSITION QUARTER										
ACCOUNTS RECEIVABLE					745,446.03	- - - - -	- - - - -	- - - - -	\$287,963.26	457,482.77
FUND EQUITIES:										
UNOBLIGATED BALANCE					-48,101,574.86	- - - - -	- - - - -	- - - - -	54,424,111.60	-102,525,686.46
ACCOUNTS PAYABLE					-3,242,344.28	- - - - -	- - - - -	- - - - -	3,018,379.80	-6,260,724.08
UNDELIVERED ORDERS					-21,967,349.23	- - - - -	- - - - -	- - - - -	11,540,748.51	-33,508,097.74
	SUBTOTAL	36	0111		-0-	122,916,000.00	- - - - -	53,644,796.83	69,271,203.17	-0-
GRANTS FOR CONSTRUCTION OF STATE EXTENDED CARE FACILITIES, VETERANS ADMINISTRATION										
FUND RESOURCES:										
UNDISBURSED FUNDS	1976-78	36	0181		- - - - -	10,000,000.00	- - - - -	264,180.00	- - - - -	(9,735,820.00)
	1975-77				9,700,000.00	- - - - -	- - - - -	1,035,301.72	- - - - -	(8,664,698.28)
	1973-75				5,913,870.00	- - - - -	- - - - -	1,744,284.21	- - - - -	(4,169,585.79)
	1972-74				7,021,494.11	- - - - -	- - - - -	3,652,756.68	- - - - -	(3,368,737.43)
	PRIOR YEARS				4,709,269.77	- - - - -	- - - - -	2,616,748.23	- - - - -	(2,092,521.54)
	SUBTOTAL FY 1976				27,344,633.88	10,000,000.00	- - - - -	9,313,270.84	- - - - -	(28,031,363.04)
TRANSITION QUARTER										
UNDISBURSED FUNDS	1976-78	36	0181		(9,735,820.00)	- - - - -	- - - - -	88,549.34	- - - - -	9,647,270.66
	1975-77				(8,664,698.28)	- - - - -	- - - - -	320,760.80	- - - - -	8,343,937.48
	1973-75				(4,169,585.79)	- - - - -	- - - - -	837,102.82	112,093.52	3,220,389.45
	1972-74				(3,368,737.43)	- - - - -	- - - - -	- - - - -	4,001.92	- - - - -
	PRIOR YEARS				(2,092,521.54)	- - - - -	-3,364,735.51	818,295.69	141,328.68	4,497,632.68
	SUBTOTAL TRANSITION QUARTER				(28,031,363.04)	- - - - -	3,364,735.51	2,064,708.65	257,424.12	25,709,230.27
FUND EQUITIES:										
UNOBLIGATED BALANCE					-4,835,886.00	- - - - -	- - - - -	- - - - -	-3,634,517.04	-1,201,368.96
ACCOUNTS PAYABLE					-375,542.68	- - - - -	- - - - -	- - - - -	2,303,703.79	-2,679,246.47
UNDELIVERED ORDERS					-22,133,205.20	- - - - -	- - - - -	- - - - -	-304,590.36	-21,828,614.84
	SUBTOTAL	36	0181		-0-	10,000,000.00	- - - - -	11,377,979.49	-1,377,979.49	-0-
GRANTS TO THE REPUBLIC OF THE PHILIPPINES, VETERANS ADMINISTRATION										
FUND RESOURCES:										
UNDISBURSED FUNDS	NO YEAR	36	0144		50,094.24	50,000.00	- - - - -	6,024.87	- - - - -	(94,069.37)
	1976				- - - - -	2,050,000.00	- - - - -	1,587,694.23	- - - - -	(462,305.77)
	1975				188,149.13	- - - - -	- - - - -	202,323.90	- - - - -	(-14,174.77)
	1974				16.61	- - - - -	- - - - -	- - - - -	- - - - -	(16.61)
	PRIOR YEARS				19.58	- - - - -	- - - - -	- - - - -	- - - - -	(19.58)
	SUBTOTAL FY 1976				238,279.56	2,100,000.00	- - - - -	1,796,043.00	- - - - -	(542,236.56)
TRANSITION QUARTER										
UNDISBURSED FUNDS	NO YEAR	36	0144		(94,069.37)	13,000.00	- - - - -	- - - - -	- - - - -	107,069.37
	1976				(462,305.77)	512,000.00	- - - - -	3,675,062.94	- - - - -	7-2,700,757.17
	1975				(-14,174.77)	- - - - -	- - - - -	112.44	-14,401.52	114.31
	1974				(16.61)	- - - - -	- - - - -	- - - - -	- - - - -	- - - - -
	PRIOR YEARS				(19.58)	- - - - -	-16.61	19.46	-19.46	36.19
	SUBTOTAL TRANSITION QUARTER				(542,236.56)	525,000.00	- - - - -	3,675,194.84	-14,420.98	-2,593,537.30
ACCOUNTS RECEIVABLE										
FUND EQUITIES:										
UNOBLIGATED BALANCE					-50,094.24	- - - - -	- - - - -	- - - - -	194,225.10	5-244,319.34
ACCOUNTS PAYABLE					-246,363.07	- - - - -	- - - - -	- - - - -	106,582.29	-352,945.36
UNDELIVERED ORDERS					- - - - -	- - - - -	- - - - -	- - - - -	32,217.22	-32,217.22
	SUBTOTAL	36	0144		-0-	2,625,000.00	- - - - -	5,471,237.84	-2,846,237.84	-0-

ASSISTANCE FOR HEALTH MANPOWER TRAINING  
INSTITUTIONS, VETERANS ADMINISTRATION  
FUND RESOURCES:

UNDISBURSED FUNDS	1976-82	36	0182	- - - - -	30,000,000.00	- - - - -	1,354,036.63	- - - - -	(28,645,963.37)
	1975-81			10,000,000.00	- - - - -	- - - - -	5,508,808.91	- - - - -	(4,491,191.09)
	1974-79			24,487,344.31	- - - - -	- - - - -	3,614,759.35	- - - - -	(20,872,584.96)
	1973-79			14,575,899.50	- - - - -	- - - - -	12,202,351.49	- - - - -	(2,373,548.01)
	SUBTOTAL	FY 1976		49,063,243.81	30,000,000.00	- - - - -	22,679,956.38	- - - - -	(56,383,287.43)
TRANSITION QUARTER	1976-82	36	0182	(28,645,963.37)	8,332,000.00	- - - - -	2,013,684.04	- - - - -	34,964,279.33
UNDISBURSED FUNDS	1975-81			(4,491,191.09)	- - - - -	- - - - -	1,086,225.11	- - - - -	3,404,965.98
	1974-79			(20,872,584.96)	- - - - -	- - - - -	1,823,309.52	- - - - -	19,049,275.44
	1973-79			(2,373,548.01)	- - - - -	- - - - -	976,135.57	- - - - -	1,397,412.44
	SUBTOTAL	TRANSITION QUARTER		(56,383,287.43)	8,332,000.00	- - - - -	5,899,354.24	- - - - -	58,815,933.19
ACCOUNTS RECEIVABLE				2,775,469.65	- - - - -	- - - - -	- - - - -	-3,810,149.33	6,585,618.98
FUND EQUITIES:									
UNOBLIGATED BALANCE				-21,316,912.01	- - - - -	- - - - -	- - - - -	4,514,363.58	-25,831,275.59
ACCOUNTS PAYABLE				-9,764,942.59	- - - - -	- - - - -	- - - - -	5,931,127.29	-15,696,069.88
UNDELIVERED ORDERS				-20,756,858.86	- - - - -	- - - - -	- - - - -	3,117,347.84	-23,874,216.70
	SUBTOTAL	36	0182	-0-	38,332,000.00	- - - - -	28,579,310.62	9,752,689.38	-0-
PUBLIC ENTERPRISE FUNDS									
LOAN GUARANTY REVOLVING									
FUND, VETERANS ADMINISTRATION									
FUND RESOURCES:									
UNDISBURSED FUNDS	NO YEAR	36	4025	334,175,124.88	- - - - -	9-51,987,770.78	-21,793,831.85	- - - - -	(303,981,185.95)
AUTHORITY TO BORROW FROM THE PUBLIC				- - - - -	- - - - -	6,505,000.00	- - - - -	106,505,000.00	- - - - -
	SUBTOTAL	FY 1976		334,175,124.88	- - - - -	-45,482,770.78	-21,793,831.85	6,505,000.00	(303,981,185.95)
TRANSITION QUARTER	NO YEAR	36	4025	(303,981,185.95)	- - - - -	-14,469,958.49	-31,892,219.97	- - - - -	321,403,447.43
UNDISBURSED FUNDS				(303,981,185.95)	- - - - -	-14,469,958.49	-31,892,219.97	- - - - -	321,403,447.43
	SUBTOTAL	TRANSITION QUARTER		6,760,065.77	- - - - -	- - - - -	- - - - -	-4,449,554.53	11,209,620.30
ACCOUNTS RECEIVABLE									
FUND EQUITIES:									
UNOBLIGATED BALANCE				-293,726,343.68	- - - - -	- - - - -	- - - - -	-6,838,357.51	-286,887,986.17
ACCOUNTS PAYABLE				-47,208,846.97	- - - - -	- - - - -	- - - - -	-1,483,765.41	-45,725,081.56
	SUBTOTAL	36	4025	-0-	- - - - -	-59,952,729.27	-53,686,051.82	-6,266,677.45	-0-
DIRECT LOAN REVOLVING FUND,									
VETERANS ADMINISTRATION									
FUND RESOURCES:									
UNDISBURSED FUNDS	NO YEAR	36	4024	1,000,227,440.82	- - - - -	11-60,149,182.35	-43,026,979.15	- - - - -	(983,105,237.62)
AUTHORITY TO BORROW FROM THE PUBLIC				- - - - -	- - - - -	32,522,000.00	- - - - -	1032,522,000.00	- - - - -
	SUBTOTAL	FY 1976		1,000,227,440.82	- - - - -	-27,627,182.35	-43,026,979.15	32,522,000.00	(983,105,237.62)
TRANSITION QUARTER	NO YEAR	36	4024	(983,105,237.62)	- - - - -	12-15,838,851.10	-16,256,543.98	- - - - -	983,522,930.50
UNDISBURSED FUNDS				(983,105,237.62)	- - - - -	16,376,000.00	- - - - -	1016,376,000.00	- - - - -
AUTHORITY TO BORROW FROM THE PUBLIC				- - - - -	- - - - -	537,148.90	-16,256,543.98	16,376,000.00	- - - - -
	SUBTOTAL	TRANSITION QUARTER		61,638,214.13	- - - - -	- - - - -	- - - - -	-7,019,969.31	68,658,183.44
ACCOUNTS RECEIVABLE									
FUND EQUITIES:									
UNOBLIGATED BALANCE				-1,025,362,971.01	- - - - -	- - - - -	- - - - -	-6,717,840.80	-1,018,645,130.21
ACCOUNTS PAYABLE				-27,005,525.60	- - - - -	- - - - -	- - - - -	-1,422,761.69	-25,582,763.91
UNDELIVERED ORDERS				-9,497,158.34	- - - - -	- - - - -	- - - - -	-1,543,938.52	-7,953,219.82
	SUBTOTAL	36	4024	-0-	- - - - -	-27,090,033.45	-59,283,523.13	32,193,489.68	-0-
CANTEEN SERVICE REVOLVING FUND,									
VETERANS ADMINISTRATION									
FUND RESOURCES:									
UNDISBURSED FUNDS	NO YEAR	36	4014	11,649,863.48	- - - - -	- - - - -	-48,272.79	- - - - -	(11,698,136.27)
	SUBTOTAL	FY 1976		11,649,863.48	- - - - -	- - - - -	-48,272.79	- - - - -	(11,698,136.27)
TRANSITION QUARTER	NO YEAR	36	4014	(11,698,136.27)	- - - - -	- - - - -	-454,293.03	- - - - -	12,152,429.30
UNDISBURSED FUNDS				(11,698,136.27)	- - - - -	- - - - -	-454,293.03	- - - - -	12,152,429.30
	SUBTOTAL	TRANSITION QUARTER		1,011,656.93	- - - - -	- - - - -	- - - - -	271,729.40	739,927.53
ACCOUNTS RECEIVABLE									
FUND EQUITIES:									
UNOBLIGATED BALANCE				-5,185,222.81	- - - - -	- - - - -	- - - - -	-4,724,183.50	-461,039.31
ACCOUNTS PAYABLE				-3,913,828.60	- - - - -	- - - - -	- - - - -	3,747,208.92	-7,661,037.52
UNDELIVERED ORDERS				-3,562,469.00	- - - - -	- - - - -	- - - - -	1,207,811.00	-4,770,280.00
	SUBTOTAL	36	4014	-0-	- - - - -	-502,565.82	- - - - -	502,565.82	-0-
SERVICE-DISABLED VETERANS INSURANCE									
FUND									
FUND RESOURCES:									
UNDISBURSED FUNDS	NO YEAR	36	4012	8,378,801.46	- - - - -	- - - - -	998,892.82	- - - - -	(7,379,908.64)
	SUBTOTAL	FY 1976		8,378,801.46	- - - - -	- - - - -	998,892.82	- - - - -	(7,379,908.64)
TRANSITION QUARTER	NO YEAR	36	4012	(7,379,908.64)	- - - - -	- - - - -	-310,092.48	- - - - -	7,690,001.12
UNDISBURSED FUNDS				(7,379,908.64)	- - - - -	- - - - -	-310,092.48	- - - - -	7,690,001.12
	SUBTOTAL	TRANSITION QUARTER		402,322.99	- - - - -	- - - - -	- - - - -	-62,017.53	464,340.52
ACCOUNTS RECEIVABLE									
FUND EQUITIES:									
UNOBLIGATED BALANCE				-5,806,402.84	- - - - -	- - - - -	- - - - -	-1,017,510.16	-4,788,892.68
ACCOUNTS PAYABLE				-2,974,721.61	- - - - -	- - - - -	- - - - -	390,727.35	-3,365,448.96
	SUBTOTAL	36	4012	-0-	- - - - -	- - - - -	688,800.34	-688,800.34	-0-

Appropriations, Outlays, and Balances - Continued

Appropriation or Fund Account		Account symbol			Balances beginning of fiscal year <u>1/</u>	Appropriations and other obligational authority <u>2/</u>	Transfers, borrowings, and investments (net) <u>2/</u>	Outlays (net)	Balances withdrawn and other transactions <u>4/</u>	Balances end of fiscal year <u>5/</u>
Title	Period of availability	Dept. Reg.	Account No.	Sub. No.						
TRUST FUND ACCOUNTS-CONTINUED										
UNITED STATES GOVERNMENT LIFE INSURANCE FUND, VETERANS ADMINISTRATION										
FUND RESOURCES:										
UNDISBURSED FUNDS	NO YEAR 36		8150		\$2,009,534.36	\$37,686,796.02	\$34,673,000.00	\$71,297,008.94	-	( \$3,072,321.44)
INVESTMENTS IN PUBLIC DEBT SECURITIES					603,700,000.00	-	-34,673,000.00	-	-	(569,027,000.00)
SUBTOTAL FY 1976					605,709,534.36	37,686,796.02	-	71,297,008.94	-	(572,099,321.44)
TRANSITION QUARTER										
UNDISBURSED FUNDS	NO YEAR 36		8150		(3,072,321.44)	1,453,985.13	8,948,000.00	12,154,770.51	-	1,319,536.06
INVESTMENTS IN PUBLIC DEBT SECURITIES					(569,027,000.00)	-	-8,948,000.00	-	-	560,079,000.00
SUBTOTAL TRANSITION QUARTER					(572,099,321.44)	1,453,985.13	-	12,154,770.51	-	561,398,536.06
ACCOUNTS RECEIVABLE					1,293,122.95	-	-	-	\$107,776.37	1,185,346.58
FUND EQUITIES:										
UNOBLIGATED BALANCE					-582,378,787.19	-	-	-	-44,937,961.46	-537,440,825.73
ACCOUNTS PAYABLE					-24,623,870.12	-	-	-	519,186.79	-25,143,056.91
SUBTOTAL 36			8150		-0-	39,140,781.15	-	83,451,779.45	-44,310,998.30	-0-
VETERANS SPECIAL LIFE INSURANCE FUND, TRUST REVOLVING FUND, VETERANS ADMINISTRATION										
FUND RESOURCES:										
UNDISBURSED FUNDS	NO YEAR 36		8455		1,040,919.70	-	-44,223,000.00	-44,993,790.12	-	(1,811,709.82)
INVESTMENTS IN PUBLIC DEBT SECURITIES					41,586,000.00	-	44,223,000.00	-	-	(85,809,000.00)
SUBTOTAL FY 1976					42,626,919.70	-	-	-44,993,790.12	-	(87,620,709.82)
TRANSITION QUARTER										
UNDISBURSED FUNDS	NO YEAR 36		8455		(1,811,709.82)	-	-5,881,000.00	-4,854,058.84	-	784,768.66
INVESTMENTS IN PUBLIC DEBT SECURITIES					(85,809,000.00)	-	5,881,000.00	-	-	91,690,000.00
SUBTOTAL TRANSITION QUARTER					(87,620,709.82)	-	-	-4,854,058.84	-	92,474,768.66
ACCOUNTS RECEIVABLE					975,036.90	-	-	-	-7,153,559.03	8,128,595.93
FUND EQUITIES:										
UNOBLIGATED BALANCE					-28,178,824.97	-	-	-	54,670,233.39	-82,849,058.36
ACCOUNTS PAYABLE					-15,423,131.63	-	-	-	2,331,174.60	-17,754,306.23
SUBTOTAL 36			8455		-0-	-	-	-49,847,848.96	49,847,848.96	-0-
DEDUCTIONS FOR OFFSETTING RECEIPTS <sup>15</sup>										
PROPRIETARY RECEIPTS FROM THE PUBLIC					-	-459,590,949.44	-	-459,590,949.44	-	-
INTRABUDGETARY TRANSACTIONS					-	-2,139,888.18	-	-2,139,888.18	-	-
TRANSITION QUARTER										
PROPRIETARY RECEIPTS FROM THE PUBLIC					-	-149,650,493.05	-	-149,650,493.05	-	-
INTRABUDGETARY TRANSACTIONS					-	-520,379.50	-	-520,379.50	-	-
TOTAL, VETERANS ADMINISTRATION FY 1976 . . . . .					-	19,651,351,298.27	-73,109,953.13	18,414,835,229.11	39,027,073.15	-
TOTAL, VETERANS ADMINISTRATION T.O. . . . .					-	4,522,834,938.30	-13,932,809.59	3,957,459,451.80	1,675,821,719.79	-

## Appropriations, Outlays, and Balances

- |  |   |   |
|--|---|---|
| <p>1 Amounts in parentheses represent non-add balances at the end of fiscal year 1976 and at the beginning of the transition quarter. Obligation data is shown at the beginning of fiscal year 1976 and at the end of the transition quarter only.</p> <p>2 Only appropriations with appropriation transfer activity are presented in Table 1 (Appropriations and appropriation transfers) at the end of the chapter. Since the Veterans Administration had no appropriation transfer activity during fiscal year 1976 and the transition quarter, Table 1 does not appear.</p> <p>3 For detail of transfer activity by account see Table 2 (Transfers- Other than Appropriation Transfers) at end of chapter. Amounts not appearing in Table 2, unless otherwise footnoted, represent transfers of obligated balances from lapsed appropriations to merged prior-year accounts pursuant to 31 U.S.C. 701, borrowing (net) or investments (net).</p> | <p>4 The amounts in this column, unless otherwise footnoted, represent unobligated balances withdrawn or restored pursuant to 31 U.S.C. 701 and changes in unfilled customer orders, accounts receivable, accounts payable, undelivered orders and unobligated balances.</p> <p>5 Unobligated balance represents no-year or unexpired multiple-year account unless otherwise footnoted.</p> <p>6 Unobligated - unavailable.</p> <p>7 Subject to disposition by the administrative agency.</p> <p>8 Includes \$169,467.19 that is unobligated-unavailable.</p> <p>9 Includes:<br/>             Redemption of participation certificates-----                 -\$6,505,000.00<br/>             Net distribution of participation sales trans- actions.-----                 6,505,000.00</p> <p>10 For further detail see Table 3 - Part Four - Information Tables.</p> | <p>11 Includes:<br/>             Redemption of participation certificates-----                 -\$32,522,000.00<br/>             Net distribution of participation sales trans- actions.-----                 32,522,000.00</p> <p>12 Includes:<br/>             Redemption of participation certificates-----                 -\$16,376,000.00<br/>             Net distribution of participation sales trans- actions.-----                 16,376,000.00</p> <p>13 Represents capital transfer to miscellaneous receipts.</p> <p>14 Represents appropriations to liquidate.</p> <p>15 For detail by account see Table C - "Receipts by Organizational Unit."</p> |
|--|---|---|

**TABLE 2 - TRANSFERS (OTHER THAN APPROPRIATION TRANSFERS - TABLE 1 )**

Account Symbol	Net Transfers	Details of Transfers		
		Accounts Involved	Amount From Or To (-)	Citation of Law
36X4025	-\$51,987,770.78	86X4206	-\$51,987,770.78	12 USC 1717
36X4024	-60,149,182.35	86X4206	-60,149,182.35	12 USC 1717
<b>TOTAL (FY)</b>	<u><u>-\$112,136,953.13</u></u>		<u><u>-\$112,136,953.13</u></u>	
36X4025	-\$14,469,958.49	86X4206	-\$14,469,958.49	12 USC 1717
36X4024	-15,838,851.10	86X4206	-15,838,851.10	12 USC 1717
<b>TOTAL (TQ)</b>	<u><u>-\$30,308,809.59</u></u>		<u><u>-\$30,308,809.59</u></u>	

Account Symbol	Net Transfers	Details of Transfers		
		Accounts Involved	Amount From Or To (-)	Citation of Law

FOOTNOTES



Appropriations, Outlays, and Balances - Continued

Appropriation or Fund Account		Account symbol			Balances beginning of fiscal year 1/	Appropriations and other obligational authority 2/	Transfers, borrowings, and investments (net) 3/	Outlays (net)	Balances withdrawn and other transactions 4/	Balances end of fiscal year 5/
Title	Period of availability	Dept. Reg.	Account No.	Sub. No.						
INDEPENDENT AGENCIES										
ACTION										
GENERAL FUND ACCOUNTS										
OPERATING EXPENSES, INTERNATIONAL PROGRAMS, (PEACE CORPS), ACTION FUND RESOURCES:										
UNDISBURSED FUNDS	1976 44		0100		---	\$81,266,000.00	-\$25,000.00	\$65,604,715.29	---	(\$15,636,284.71)
	1975				\$6,729,811.41	---	---	4,584,896.85	---	(2,144,914.56)
	1974				176,937.63	---	---	-445,632.33	---	(622,569.96)
	PRIOR YEARS				2,680,225.13	---	---	-630,554.08	---	(3,310,779.21)
TRANSFER TO: STATE	1976 19 44		0100		---	---	25,000.00	25,000.00	---	---
	SUBTOTAL FY 1976				9,586,974.17	81,266,000.00	---	69,138,425.73	---	(21,714,548.44)
TRANSITION QUARTER UNDISBURSED FUNDS										
	1976 44		0100		(15,636,284.71)	24,190,000.00	---	21,889,268.16	\$2,537,106.00	15,399,910.55
	1975				(2,144,914.56)	---	---	130,912.29	---	1,992,419.21
	1974				(622,569.96)	---	-593,408.73	29,101.23	---	---
	PRIOR YEARS				(3,310,779.21)	---	593,408.73	1,012,551.06	50,234.01	2,841,402.87
	SUBTOTAL TRANSITION QUARTER				(21,714,548.44)	24,190,000.00	---	23,061,892.74	2,608,923.07	20,233,732.63
ACCOUNTS RECEIVABLE										
					11,024,594.66	---	---	---	88,456.05	10,936,138.61
FUND EQUITIES:										
ACCOUNTS PAYABLE					-2,031,486.32	---	---	---	10,965,599.89	-12,997,086.21
UNDELIVERED ORDERS					-18,580,082.51	---	---	---	-407,297.48	-18,172,785.03
	SUBTOTAL 44		0100		-0-	105,456,000.00	---	92,200,318.47	13,255,681.53	-0-
OPERATING EXPENSES, DOMESTIC PROGRAMS, ACTION FUND RESOURCES:										
UNDISBURSED FUNDS	NO YEAR 44		0103		4,248,064.99	---	---	1,283,086.66	---	(2,964,978.33)
	1976				---	103,110,000.00	---	54,216,216.58	---	(48,893,783.42)
	1975				49,126,086.27	---	---	44,280,289.30	---	(4,845,796.97)
	1974				6,665,944.46	---	---	6,783,104.29	---	(-117,155.83)
	PRIOR YEARS				657,643.70	---	---	1,259,832.56	---	(-602,188.86)
	SUBTOTAL FY 1976				60,697,739.42	103,110,000.00	---	107,822,529.39	---	(55,985,210.03)
TRANSITION QUARTER UNDISBURSED FUNDS										
	NO YEAR 44		0103		(2,964,978.33)	---	---	317,245.12	---	2,647,733.21
	1976				(48,893,783.42)	21,077,000.00	---	22,665,322.91	427,100.13	46,878,360.38
	1975				(4,845,796.97)	---	---	2,718,817.02	129,017.63	1,997,962.32
	1974				(-117,159.83)	---	-45,329.87	-162,489.70	---	---
	PRIOR YEARS				(-602,188.86)	---	45,329.87	-692,224.21	-282,385.68	417,750.90
	SUBTOTAL TRANSITION QUARTER				(55,985,210.03)	21,077,000.00	---	24,846,671.14	273,732.08	51,941,806.81
ACCOUNTS RECEIVABLE										
					55,746,441.61	---	---	---	483,790.43	55,262,651.18
FUND EQUITIES:										
UNOBLIGATED BALANCE					-1,005,080.00	---	---	---	-1,005,080.00	---
ACCOUNTS PAYABLE					-5,705,193.69	---	---	---	3,566,615.23	-9,271,808.92
UNDELIVERED ORDERS					-109,733,907.34	---	---	---	-11,801,258.27	-97,932,649.07
	SUBTOTAL 44		0103		-0-	124,187,000.00	---	132,669,200.53	-8,482,200.53	-0-
TRUST FUND ACCOUNTS										
GIFTS AND CONTRIBUTIONS, ACTION FUND RESOURCES:										
UNDISBURSED FUNDS	NO YEAR 44		8981		101,035.45	56,316.41	---	77,361.20	---	(79,990.66)
	SUBTOTAL FY 1976				101,035.45	56,316.41	---	77,361.20	---	(79,990.66)
TRANSITION QUARTER UNDISBURSED FUNDS										
	NO YEAR 44		8981		(79,990.66)	11,458.26	---	15,031.08	---	76,417.84
	SUBTOTAL TRANSITION QUARTER				(79,990.66)	11,458.26	---	15,031.08	---	76,417.84
ACCOUNTS RECEIVABLE										
					138,902.61	---	---	---	110,363.02	28,539.59
FUND EQUITIES:										
UNOBLIGATED BALANCE					-139,659.29	---	---	---	-46,713.25	-92,946.04
ACCOUNTS PAYABLE					---	---	---	---	1,620.39	-1,620.39
UNDELIVERED ORDERS					-100,278.77	---	---	---	-89,887.77	-10,391.00
	SUBTOTAL 44		8981		-0-	67,774.67	---	92,392.28	-24,617.61	-0-
ADVANCES FROM FOREIGN GOVERNMENTS, ACTION FUND RESOURCES:										
UNDISBURSED FUNDS	NO YEAR 44		8985		-143,477.20	265,766.35	---	163,951.66	---	(-41,662.51)
	SUBTOTAL FY 1976				-143,477.20	265,766.35	---	163,951.66	---	(-41,662.51)
TRANSITION QUARTER UNDISBURSED FUNDS										
	NO YEAR 44		8985		(-41,662.51)	45,857.89	---	34,595.14	---	6-30,399.76
	SUBTOTAL TRANSITION QUARTER				(-41,662.51)	45,857.89	---	34,595.14	---	-30,399.76
ACCOUNTS RECEIVABLE										
					11,495.44	---	---	---	11,495.44	---
FUND EQUITIES:										
UNOBLIGATED BALANCE					131,981.76	---	---	---	101,582.00	630,399.76
	SUBTOTAL 44		8985		-0-	311,624.24	---	198,546.80	113,077.44	-0-

DEDUCTIONS FOR OFFSETTING RECEIPTS/									
PROPRIETARY RECEIPTS FROM THE PUBLIC									
				-191,364.72			-191,364.72		
TRANSITION QUARTER									
PROPRIETARY RECEIPTS FROM THE PUBLIC									
				-117,817.48			-117,817.48		
TOTAL, ACTION FY 1976 . . . . .				184,506,718.04			177,010,903.26		
TOTAL, ACTION T.Q. . . . .				45,206,498.67			47,840,372.62	4,861,940.83	
ADMINISTRATIVE CONFERENCE OF THE UNITED STATES									
GENERAL FUND ACCOUNTS									
SALARIES AND EXPENSES, ADMINISTRATIVE CONFERENCE OF THE UNITED STATES									
FUND RESOURCES:									
UNDISBURSED FUNDS									
	1976 95	1700		785,000.00			606,204.06		(178,795.94)
	1975		138,949.59				75,081.54		(63,868.05)
	1974		32,600.75				15,108.95		(17,491.80)
	PRIOR YEARS		23,677.32						(23,677.32)
	SUBTOTAL FY 1976		195,227.66	785,000.00			696,394.55		(283,833.11)
TRANSITION QUARTER									
UNDISBURSED FUNDS									
	1976 95	1700	(178,795.94)	196,000.00			206,986.36	2,480.45	165,329.13
	1975		(63,868.05)				10,700.00	1,770.41	51,397.64
	1974		(17,491.80)				1,500.00		
	PRIOR YEARS		(23,677.32)		-15,991.80				
	SUBTOTAL TRANSITION QUARTER		(283,833.11)	196,000.00	15,991.80		219,186.36	31,219.12	8,450.00
ACCOUNTS RECEIVABLE									
FUND EQUITIES:									
ACCOUNTS PAYABLE									
			-28,799.18					25,483.14	-54,282.32
UNDELIVERED ORDERS									
			-166,428.48					6,140.97	-172,569.45
	SUBTOTAL 95	1700	-0-	981,000.00			915,580.91	65,419.09	-0-
TOTAL, ADMINISTRATIVE CONFERENCE OF THE UNITED STATES FY 1976 . . . . .				785,000.00			696,394.55		
TOTAL, ADMINISTRATIVE CONFERENCE OF THE UNITED STATES T.Q. . . . .				196,000.00			219,186.36	65,419.09	
ADVISORY COMMITTEE ON FEDERAL PAY									
GENERAL FUND ACCOUNTS									
SALARIES AND EXPENSES, ADVISORY COMMITTEE ON FEDERAL PAY									
FUND RESOURCES:									
UNDISBURSED FUNDS									
	1976 95	1800		135,000.00			66,295.77		(68,704.23)
	1975		837.75				676.07		(161.68)
	SUBTOTAL FY 1976		837.75	135,000.00			66,971.84		(68,865.91)
TRANSITION QUARTER									
UNDISBURSED FUNDS									
	1976 95	1800	(68,704.23)	34,000.00				54,712.17	25,518.16
	1975		(161.68)				22,473.90	161.68	
	SUBTOTAL TRANSITION QUARTER		(68,865.91)	34,000.00			22,473.90	54,873.85	25,518.16
FUND EQUITIES:									
ACCOUNTS PAYABLE									
			-837.75					6,782.48	-7,620.23
UNDELIVERED ORDERS									
								17,897.93	-17,897.93
	SUBTOTAL 95	1800	-0-	169,000.00			89,445.74	79,554.26	-0-
TOTAL, ADVISORY COMMITTEE ON FEDERAL PAY FY 1976 . . . . .				135,000.00			66,971.84		
TOTAL, ADVISORY COMMITTEE ON FEDERAL PAY T.Q. . . . .				34,000.00			22,473.90	79,554.26	

Appropriations, Outlays, and Balances - Continued

Appropriation or Fund Account		Account symbol			Balances beginning of fiscal year <u>1/</u>	Appropriations and other obligatory authority <u>2/</u>	Transfers, borrowings, and investments (net) <u>3/</u>	Outlays (net)	Balances withdrawn and other transactions <u>4/</u>	Balances end of fiscal year <u>5/</u>
Title	Period of availability	Dept. Reg.	Tr. From	Account No.						
AMERICAN BATTLE MONUMENTS COMMISSION										
GENERAL FUND ACCOUNTS										
SALARIES AND EXPENSES, AMERICAN BATTLE MONUMENTS COMMISSION										
FUND RESOURCES:										
UNDISBURSED FUNDS	1976 74			0100		\$5,374,000.00		\$4,255,566.04		(\$1,118,433.96)
	1975					\$672,476.00		629,519.29		(42,956.71)
	1974					87,002.56		53,656.35		(33,346.21)
	PRIOR YEARS					204,402.57		32,608.57		(171,794.00)
	SUBTOTAL FY 1976					963,881.13		4,971,350.25		(1,366,530.88)
TRANSITION QUARTER										
UNDISBURSED FUNDS	1976 74			0100		(1,118,433.96)		1,301,304.16	\$44.97	1,267,084.83
	1975					(42,956.71)		6,288.76	8,313.45	28,354.50
	1974					(33,346.21)		389.25	991.33	-
	PRIOR YEARS					(171,794.00)	-\$31,965.63	993.18	6,057.07	196,709.38
	SUBTOTAL TRANSITION QUARTER					(1,366,530.88)	31,965.63	1,308,975.35	15,406.82	1,492,148.71
FUND EQUITIES:										
ACCOUNTS PAYABLE						-251,772.38			400,612.92	-652,385.30
UNDELIVERED ORDERS						-712,108.75			127,654.66	-839,763.41
	SUBTOTAL 74			0100		-0-	6,824,000.00	6,280,325.60	543,674.40	-0-
TRUST FUND ACCOUNTS										
CONTRIBUTIONS, AMERICAN BATTLE MONUMENTS COMMISSION										
FUND RESOURCES:										
UNDISBURSED FUNDS	NO YEAR 74			8569		72,348.36	18,157.17	-72,855.40		(163,360.93)
	SUBTOTAL FY 1976					72,348.36	18,157.17	-72,855.40		(163,360.93)
TRANSITION QUARTER										
UNDISBURSED FUNDS	NO YEAR 74			8569		(163,360.93)	194,500.61	274,760.03		83,101.51
	SUBTOTAL TRANSITION QUARTER					(163,360.93)	194,500.61	274,760.03		83,101.51
FUND EQUITIES:										
UNBLIGATED BALANCE						-72,348.36			9,311.77	-81,660.13
ACCOUNTS PAYABLE									982.88	-982.88
UNDELIVERED ORDERS									458.50	-458.50
	SUBTOTAL 74			8569		-0-	212,657.78	201,904.63	10,753.15	-0-
DEDUCTIONS FOR OFFSETTING RECEIPTS <sup>7</sup>										
PROPRIETARY RECEIPTS FROM THE PUBLIC							-3,773.40	-3,773.40		
TRANSITION QUARTER										
PROPRIETARY RECEIPTS FROM THE PUBLIC							-1,429.26	-1,429.26		
TOTAL, AMERICAN BATTLE MONUMENTS COMMISSION FY 1976 . . . . .						5,388,383.77		4,894,721.45		
TOTAL, AMERICAN BATTLE MONUMENTS COMMISSION T.Q. . . . .						1,643,071.35		1,582,306.12	554,427.55	
ARMS CONTROL AND DISARMAMENT AGENCY										
GENERAL FUND ACCOUNTS										
ARMS CONTROL AND DISARMAMENT ACTIVITIES, UNITED STATES ARMS CONTROL AND DISARMAMENT AGENCY										
FUND RESOURCES:										
UNDISBURSED FUNDS	1976 94			0100		11,680,000.00	-825,000.00	8,674,231.34		(2,180,768.66)
	1975					1,182,901.32		1,046,582.96		(136,318.36)
	1974					236,023.11		145,116.27		(90,906.84)
	PRIOR YEARS					394,474.31		38,441.90		(356,032.41)
TRANSFER TO:										
STATE	1976 19 94			0100			825,000.00	741,208.74		(83,791.26)
	1975					79,427.67		58,227.55		(21,200.12)
	SUBTOTAL FY 1976					1,892,826.41	11,680,000.00	10,703,808.76		(2,869,017.65)

TRANSITION QUARTER UNDISBURSED FUNDS			1976 94 0100	(2,180,768.66)	3,030,000.00	-275,000.00	2,359,921.35	21,630.95	2,554,216.36
			1975	(136,318.36)	-	-	-15,121.89	128,874.53	22,565.72
			1974	(90,906.84)	-	-	1,900.52	27,385.79	-
TRANSFER TO: STATE			PRIOR YEARS	(356,032.41)	-	61,620.53	-	79,643.23	338,009.71
			1976 19 94 0100	(83,791.26)	-	275,000.00	294,804.88	-	63,966.38
			1975	(21,200.12)	-	-	304.50	20,895.62	-
SUBTOTAL TRANSITION QUARTER				(2,869,017.65)	3,030,000.00	-	2,641,809.36	278,430.12	2,978,778.17
ACCOUNTS RECEIVABLE				-	-	-	-	-97,132.20	97,132.20
FUND EQUITIES:				-	-	-	-	-	-
ACCOUNTS PAYABLE				-352,785.20	-	-	-	-	-
UNDELIVERED ORDERS				-1,540,041.21	-	-	-	239,158.75	-591,943.95
SUBTOTAL 94 0100				-0-	14,710,000.00	-	13,345,618.12	1,364,381.88	-2,483,966.42
TOTAL, ARMS CONTROL AND DISARMAMENT AGENCY FY 1976 . . . . .				-	11,680,000.00	-	10,703,808.76	-	-
TOTAL, ARMS CONTROL AND DISARMAMENT AGENCY T.Q. . . . .				-	3,030,000.00	-	2,641,809.36	1,364,381.88	-
BOARD FOR INTERNATIONAL BROADCASTING									
GENERAL FUND ACCOUNTS									
GRANTS AND EXPENSES, BOARD FOR INTERNATIONAL BROADCASTING									
FUND RESOURCES:									
UNDISBURSED FUNDS			1976 95 1145	-	64,500,000.00	-	59,326,678.56	-	(5,173,321.44)
			1975	6,546.34	-	-	-	-	(-2,687.49)
			1974	28,757.00	-	-	-	-	(24,802.09)
SUBTOTAL FY 1976				35,303.34	64,500,000.00	-	59,339,867.30	-	(5,195,436.04)
TRANSITION QUARTER UNDISBURSED FUNDS			1976 95 1145	(5,173,321.44)	17,968,000.00	-	21,265,447.54	3,908.77	1,871,965.13
			1975	(-2,687.49)	-	-	-169.71	-2,517.78	-
			1974	(24,802.09)	-	-	1.95	24,800.14	-
SUBTOTAL TRANSITION QUARTER				(5,195,436.04)	17,968,000.00	-	21,265,279.78	26,191.13	1,871,965.13
ACCOUNTS RECEIVABLE				-	-	-	-	-2,850.00	2,850.00
FUND EQUITIES:				-	-	-	-	-	-
ACCOUNTS PAYABLE				-9,884.34	-	-	-	-	-
UNDELIVERED ORDERS				-25,419.00	-	-	-	32,457.95	-42,342.29
SUBTOTAL 95 1145				-0-	82,468,000.00	-	80,605,147.08	1,862,852.92	-1,832,472.84
TOTAL, BOARD FOR INTERNATIONAL BROADCASTING FY 1976 . . . . .				-	64,500,000.00	-	59,339,867.30	-	-
TOTAL, BOARD FOR INTERNATIONAL BROADCASTING T.Q. . . . .				-	17,968,000.00	-	21,265,279.78	1,862,852.92	-
CABINET COMMITTEE ON OPPORTUNITIES FOR SPANISH-SPEAKING PEOPLE									
GENERAL FUND ACCOUNTS									
SALARIES AND EXPENSES, CABINET COMMITTEE ON OPPORTUNITIES FOR SPANISH-SPEAKING PEOPLE									
FUND RESOURCES:									
UNDISBURSED FUNDS			1975 48 3500	10,187.31	-	-	9,188.75	-	(998.56)
			1974	6,295.30	-	-	1,134.63	-	(5,160.67)
SUBTOTAL FY 1976				16,482.61	-	-	417.00	-	(-417.00)
TRANSITION QUARTER UNDISBURSED FUNDS			1975 48 3500	(998.56)	-	-	-368.40	1,030.96	336.00
			1974	(5,160.67)	-	-	-	5,160.67	-
			PRIOR YEARS	(-417.00)	-	-	-	-417.00	-
SUBTOTAL TRANSITION QUARTER				(5,742.23)	-	-	-368.40	5,774.63	336.00
ACCOUNTS RECEIVABLE				116.00	-	-	-	-1,184.00	1,300.00
FUND EQUITIES:				-	-	-	-	-	-
ACCOUNTS PAYABLE				-14,743.17	-	-	-	-13,107.17	-1,636.00
UNDELIVERED ORDERS				-1,855.44	-	-	-	-1,855.44	-
SUBTOTAL 48 3500				-0-	-	-	10,371.98	-10,371.98	-0-
TOTAL, CABINET COMMITTEE ON OPPORTUNITIES FOR SPANISH-SPEAKING PEOPLE FY 1976 . . . . .				-	-	-	10,740.38	-	-
TOTAL, CABINET COMMITTEE ON OPPORTUNITIES FOR SPANISH-SPEAKING PEOPLE T.Q. . . . .				-	-	-	-368.40	-10,371.98	-

FOOTNOTES AT END OF CHAPTER

Appropriations, Outlays, and Balances - Continued

Appropriation or Fund Account		Account symbol			Balances beginning of fiscal year 1/	Appropriations and other obligational authority 2/	Transfers, borrowings, and investments (net) 3/	Outlays (net)	Balances withdrawn and other transactions 4/	Balances end of fiscal year 5/
Title	Period of availability	Dept. Reg.	Tr. From	Account No.						
CIVIL AERONAUTICS BOARD										
GENERAL FUND ACCOUNTS										
SALARIES AND EXPENSES, CIVIL AERONAUTICS BOARD										
FUND RESOURCES:										
UNDISBURSED FUNDS	1976	70		1226	- - - - -	\$19,855,000.00	- - - - -	\$18,569,229.43	- - - - -	(\$1,285,770.57)
	1975				- - - - -	- - - - -	- - - - -	1,000,952.66	- - - - -	(75,155.27)
	1974				- - - - -	- - - - -	- - - - -	136,647.39	- - - - -	(41,706.64)
	PRIOR YEARS				- - - - -	- - - - -	- - - - -	18,345.73	- - - - -	(-9,174.91)
	SUBTOTAL FY 1976				- - - - -	19,855,000.00	- - - - -	19,725,175.21	- - - - -	(1,393,457.57)
TRANSITION QUARTER										
UNDISBURSED FUNDS										
	1976	70		1226	(1,285,770.57)	4,940,000.00	- - - - -	4,703,086.50	\$10,305.13	1,512,378.94
	1975				- - - - -	- - - - -	- - - - -	22,471.28	-6,693.30	59,377.29
	1974				- - - - -	- - - - -	- - - - -	2,986.37	13,104.50	- - - - -
	PRIOR YEARS				- - - - -	- - - - -	- - - - -	-25,615.77	-12,553.41	28,994.27
	SUBTOTAL TRANSITION QUARTER				- - - - -	4,940,000.00	- - - - -	4,728,544.15	4,162.92	1,600,750.50
ACCOUNTS RECEIVABLE										
FUND EQUITIES:										
ACCOUNTS PAYABLE										
UNDELIVERED ORDERS										
					-778,772.69	- - - - -	- - - - -	- - - - -	611,554.02	-1,390,326.71
					-512,804.03	- - - - -	- - - - -	- - - - -	-255,419.02	-257,385.01
					-0-	- - - - -	- - - - -	- - - - -	341,280.64	-0-
	SUBTOTAL 70			1226	- - - - -	24,795,000.00	- - - - -	24,453,719.36	- - - - -	- - - - -
PAYMENTS TO AIR CARRIERS, CIVIL AERONAUTICS BOARD										
FUND RESOURCES:										
UNDISBURSED FUNDS	NO YEAR	70		1236	13,118,194.54	60,695,000.00	- - - - -	71,342,519.98	- - - - -	(2,470,674.56)
UNFUNDED CONTRACT AUTHORITY	NO YEAR	70		1236	- - - - -	3,577,964.94	- - - - -	- - - - -	- - - - -	(3,577,964.94)
	SUBTOTAL FY 1976				- - - - -	64,272,964.94	- - - - -	71,342,519.98	- - - - -	(6,048,639.50)
TRANSITION QUARTER										
UNDISBURSED FUNDS										
	NO YEAR	70		1236	(2,470,674.56)	15,150,000.00	- - - - -	17,479,289.17	- - - - -	141,385.39
UNFUNDED CONTRACT AUTHORITY	NO YEAR	70		1236	(3,577,964.94)	2,518,731.80	- - - - -	- - - - -	- - - - -	6,096,656.74
	SUBTOTAL TRANSITION QUARTER				- - - - -	17,668,731.80	- - - - -	17,479,289.17	- - - - -	6,238,062.13
ACCOUNTS RECEIVABLE										
FUND EQUITIES:										
UNOBLIGATED BALANCE										
ACCOUNTS PAYABLE										
					-8,249,335.00	- - - - -	- - - - -	- - - - -	-8,249,335.00	- - - - -
					-5,013,456.24	- - - - -	- - - - -	- - - - -	1,298,816.70	-6,312,272.94
					-0-	- - - - -	- - - - -	- - - - -	-6,880,112.41	-0-
	SUBTOTAL 70			1236	- - - - -	81,941,696.74	- - - - -	88,821,809.15	- - - - -	- - - - -
DEDUCTIONS FOR OFFSETTING RECEIPTS 7										
PROPRIETARY RECEIPTS FROM THE PUBLIC										
					- - - - -	-128,315.84	- - - - -	-128,315.84	- - - - -	- - - - -
TRANSITION QUARTER										
PROPRIETARY RECEIPTS FROM THE PUBLIC										
					- - - - -	-14,490.75	- - - - -	-14,490.75	- - - - -	- - - - -
TOTAL, CIVIL AERONAUTICS BOARD FY 1976 . . . . .										
					- - - - -	83,999,649.10	- - - - -	90,939,379.35	- - - - -	- - - - -
TOTAL, CIVIL AERONAUTICS BOARD T.Q. . . . .										
					- - - - -	22,594,241.05	- - - - -	22,193,342.57	-6,538,831.77	- - - - -
CIVIL SERVICE COMMISSION										
GENERAL FUND ACCOUNTS										
SALARIES AND EXPENSES, CIVIL SERVICE COMMISSION										
FUND RESOURCES:										
UNDISBURSED FUNDS	1976	24		0100	- - - - -	\$7,533,000.00	- - - - -	92,102,092.98	- - - - -	(5,430,907.02)
	1975				- - - - -	- - - - -	- - - - -	10,513,530.49	- - - - -	(2,048,882.62)
	1974				- - - - -	- - - - -	- - - - -	-26,015.64	- - - - -	(26,015.64)
	PRIOR YEARS				- - - - -	- - - - -	- - - - -	-21,884.46	- - - - -	(21,884.46)
	SUBTOTAL FY 1976				- - - - -	7,533,000.00	- - - - -	102,567,723.37	- - - - -	(7,527,689.74)
TRANSITION QUARTER										
UNDISBURSED FUNDS										
	1976	24		0100	(5,430,907.02)	24,705,000.00	- - - - -	25,688,039.49	356,044.44	4,091,823.09
	1975				(2,048,882.62)	- - - - -	- - - - -	140,948.39	720,202.78	1,187,731.45
	1974				(26,015.64)	- - - - -	- - - - -	-244.63	- - - - -	- - - - -
	PRIOR YEARS				(21,884.46)	- - - - -	- - - - -	-26,260.27	- - - - -	- - - - -
	SUBTOTAL TRANSITION QUARTER				- - - - -	24,705,000.00	- - - - -	25,825,818.54	51,069.44	5,279,554.54
ACCOUNTS RECEIVABLE										
					4,749,895.32	- - - - -	- - - - -	- - - - -	521,636.32	4,228,259.00

FUND EQUITIES:									
UNOBLIGATED BALANCE			-402,046.65	-	-	-	-	-163,278.50	9-238,768.19
ACCOUNTS PAYABLE			-9,549,342.29	-	-	-	-	-3,871,383.44	-5,677,958.85
UNDELIVERED ORDERS			-7,360,919.45	-	-	-	-	-3,769,832.95	-3,591,086.50
	SUBTOTAL 24	0100	-0-	122,238,000.00	-	-	128,393,541.91	-6,155,541.91	-0-
GOVERNMENT PAYMENT FOR ANNUITANTS, EMPLOYEES HEALTH BENEFITS, CIVIL SERVICE COMMISSION									
FUND RESOURCES:									
UNDISBURSED FUNDS	1976 24	0206	-	347,969,000.00	-	-	347,969,000.00	-	-
	1975		-	-	-	-	-2,096,400.00	-	(2,096,400.00)
	SUBTOTAL FY 1976		-	347,969,000.00	-	-	345,872,600.00	-	(2,096,400.00)
TRANSITION QUARTER UNDISBURSED FUNDS									
	1976 24	0206	-	98,844,000.00	-	-	98,844,000.00	-	-
	1975		(2,096,400.00)	-	-	-	-312.57	2,096,712.57	-
	SUBTOTAL TRANSITION QUARTER		(2,096,400.00)	98,844,000.00	-	-	98,843,687.43	2,096,712.57	-
	SUBTOTAL 24	0206	-0-	446,813,000.00	-	-	444,716,287.43	2,096,712.57	-0-
PAYMENT TO CIVIL SERVICE RETIREMENT AND DISABILITY FUND, CIVIL SERVICE COMMISSION									
FUND RESOURCES:									
UNDISBURSED FUNDS	1976 24	0200	-	4,750,491,000.00	-	-	4,750,491,000.00	-	-
	SUBTOTAL FY 1976		-	4,750,491,000.00	-	-	4,750,491,000.00	-	-
TRANSITION QUARTER UNDISBURSED FUNDS									
	1976 24	0200	-	245,000.00	-	-	245,000.00	-	-
	1975		-	245,000.00	-	-	245,000.00	-	-
	SUBTOTAL TRANSITION QUARTER		-0-	4,750,736,000.00	-	-	4,750,736,000.00	-	-0-
SALARIES AND EXPENSES, FEDERAL LABOR RELATIONS COUNCIL									
FUND RESOURCES:									
UNDISBURSED FUNDS	1976 48	0600	-	1,298,000.00	-	-	1,164,388.73	-	(133,611.27)
	1975		62,196.65	-	-	-	55,579.87	-	(6,616.78)
	1974		6,549.36	-	-	-	937.20	-	(5,612.16)
	PRIOR YEARS		-	-	-	-	2,000.00	-	(-2,000.00)
	SUBTOTAL FY 1976		68,746.01	1,298,000.00	-	-	1,222,905.80	-	(143,840.21)
TRANSITION QUARTER UNDISBURSED FUNDS									
	1976 48	0600	(133,611.27)	330,000.00	-	-	294,795.98	12,385.99	156,429.30
	1975		(6,616.78)	-	-	-	4,198.01	2,000.58	418.19
	1974		(5,612.16)	-	-	-2,830.94	2,781.22	-	-
	PRIOR YEARS		(-2,000.00)	-	-	2,830.94	-	-2,000.00	2,830.94
	SUBTOTAL TRANSITION QUARTER		(143,840.21)	330,000.00	-	-	298,993.99	15,167.79	159,678.43
	1976 48	0600	2,482.89	-	-	-	-914.80	-	3,357.69
ACCOUNTS RECEIVABLE			-54,129.52	-	-	-	-	95,228.75	-149,358.27
ACCOUNTS PAYABLE			-17,099.38	-	-	-	-	-3,381.53	-13,717.85
UNDELIVERED ORDERS			-0-	1,628,000.00	-	-	1,521,899.79	106,100.21	-0-
	SUBTOTAL 48	0600	-0-	1,628,000.00	-	-	1,521,899.79	106,100.21	-0-
INTERGOVERNMENTAL PERSONNEL ASSISTANCE, CIVIL SERVICE COMMISSION									
FUND RESOURCES:									
UNDISBURSED FUNDS	NO YEAR 24	0300	859,790.58	15,000,000.00	-	-	9,877,821.70	-	(5,981,968.88)
	1975-76		-	-	-	6,046,462.75	5,342,423.32	-	(704,039.43)
	1975		6,046,462.75	-	-	-6,046,462.75	-	-	-
	SUBTOTAL FY 1976		6,906,253.33	15,000,000.00	-	-	15,220,245.02	-	(6,686,008.31)
TRANSITION QUARTER UNDISBURSED FUNDS									
	NO YEAR 24	0300	(5,981,968.88)	4,000,000.00	-	-	3,300,133.17	-	6,681,825.71
	1976		-	-	-	-	156.02	-	6-156.02
	1975-76		(704,039.43)	-	-	-	301,701.94	35,975.41	366,362.08
	1975		-	-	-	-	-	-	-
	SUBTOTAL TRANSITION QUARTER		(6,686,008.31)	4,000,000.00	-	-	3,601,991.13	35,975.41	7,048,041.77
ACCOUNTS RECEIVABLE			-125,855.05	-	-	-	-	-156.02	156.02
ACCOUNTS PAYABLE			-6,780,398.28	-	-	-	-	373,781.11	-499,636.16
UNDELIVERED ORDERS			-0-	19,000,000.00	-	-	18,822,236.15	177,763.85	-6,548,561.63
	SUBTOTAL 24	0300	-0-	19,000,000.00	-	-	18,822,236.15	177,763.85	-0-
INTRAGOVERNMENTAL FUNDS									
REVOLVING FUND, CIVIL SERVICE COMMISSION									
FUND RESOURCES:									
UNDISBURSED FUNDS	NO YEAR 24	4571	2,947,722.65	-	-	-	3,102,743.79	-	(-155,021.14)
	1975-76		-	-	-	-	-	-	-
	1975		2,947,722.65	-	-	-	3,102,743.79	-	(-155,021.14)
	SUBTOTAL FY 1976		2,947,722.65	-	-	-	3,102,743.79	-	(-155,021.14)
TRANSITION QUARTER UNDISBURSED FUNDS									
	NO YEAR 24	4571	(-155,021.14)	-	-	-	-1,686,616.98	-	1,531,595.84
	1976		-	-	-	-	-1,686,616.98	-	1,531,595.84
	1975-76		(-155,021.14)	-	-	-	-	648,981.80	6,231,375.84
	1975		6,880,357.64	-	-	-	-	-1,640,374.34	3,183,493.05
	1975		1,543,118.71	-	-	-	-	-	-
	SUBTOTAL TRANSITION QUARTER		(-155,021.14)	-	-	-	-	-	-
ACCOUNTS RECEIVABLE			-5,015,523.95	-	-	-	-	-3,146,857.01	-1,868,666.94
UNFILLED CUSTOMER ORDERS			-5,660,303.43	-	-	-	-	2,921,070.94	-8,581,374.37
UNDELIVERED ORDERS			-695,371.62	-	-	-	-	-198,948.20	-496,423.42
	SUBTOTAL 24	4571	-0-	-	-	-	1,416,126.81	-1,416,126.81	-0-

Appropriations, Outlays, and Balances - Continued

Appropriation or Fund Account		Account symbol			Balances beginning of fiscal year <u>1/</u>	Appropriations and other obligational authority <u>2/</u>	Transfers, borrowings, and investments (net) <u>3/</u>	Outlays (net)	Balances withdrawn and other transactions <u>4/</u>	Balances end of fiscal year <u>5/</u>
Title	Period of availability	Dept. Reg.	Account No.	Sub. No.						
CIVIL SERVICE COMMISSION-CONTINUED										
INTRAGOVERNMENTAL FUNDS-CONTINUED										
UNDISTRIBUTED INTRAGOVERNMENTAL PAYMENTS										
CIVIL SERVICE COMMISSION, REGION I										
FUND RESOURCES:										
UNDISBURSED FUNDS	CLEARING ACCOUNT	24	3885	1	34 - \$33,435.00	-	-	\$44,048.10	-	(-\$77,483.10)
	SUBTOTAL FY 1976				-33,435.00	-	-	44,048.10	-	(-77,483.10)
TRANSITION QUARTER	CLEARING ACCOUNT	24	3885	1	(-77,483.10)	-	-	50,777.87	-	6-128,260.97
UNDISBURSED FUNDS	SUBTOTAL TRANSITION QUARTER				(-77,483.10)	-	-	50,777.87	-	-128,260.97
ACCOUNTS RECEIVABLE	SUBTOTAL	24	3885	1	-	-	-	-	-	128,260.97
					-33,435.00	-	-	94,825.97	-128,260.97	-0-
TRUST FUND ACCOUNTS										
CIVIL SERVICE RETIREMENT AND DISABILITY FUND										
FUND RESOURCES:										
UNDISBURSED FUNDS	NO YEAR	24	8135		39,609,697.39	\$13,098,640,672.93	-\$4,827,595,000.00	8,284,108,559.14	-	(26,546,811.18)
INVESTMENTS IN PUBLIC DEBT SECURITIES					38,232,042,000.00	-	4,827,595,000.00	-	-	(43,059,637,000.00)
INVESTMENTS IN AGENCY SECURITIES					375,000,000.00	-	-	-	-	(375,000,000.00)
	SUBTOTAL FY 1976				38,646,651,697.39	13,098,640,672.93	-	8,284,108,559.14	-	(43,461,183,811.18)
TRANSITION QUARTER	NO YEAR	24	8135		(26,546,811.18)	1,479,663,214.53	769,743,000.00	2,265,107,682.21	-	10,845,343.50
UNDISBURSED FUNDS					(43,059,637,000.00)	-	-769,743,000.00	-	-	42,289,894,000.00
INVESTMENTS IN PUBLIC DEBT SECURITIES					(375,000,000.00)	-	-	-	-	375,000,000.00
INVESTMENTS IN AGENCY SECURITIES					(43,461,183,811.18)	1,479,663,214.53	-	2,265,107,682.21	-	42,675,739,343.50
	SUBTOTAL TRANSITION QUARTER				(43,461,183,811.18)	1,479,663,214.53	-	2,265,107,682.21	-	42,675,739,343.50
FUND EQUITIES:										
UNOBLIGATED BALANCE					-38,010,938,339.02	-	-	-	3,889,825,174.73	-41,900,763,513.75
ACCOUNTS PAYABLE					-635,713,358.37	-	-	-	139,262,471.38	-774,975,829.75
	SUBTOTAL	24	8135		-0-	14,578,303,887.46	-	10,549,216,241.35	4,029,087,646.11	-0-
TRUST REVOLVING FUNDS										
EMPLOYEES HEALTH BENEFITS FUND, CIVIL SERVICE COMMISSION										
FUND RESOURCES:										
UNDISBURSED FUNDS	NO YEAR	24	8440		5,074,991.91	-	-26,953,000.00	-30,746,038.29	-	(8,868,030.20)
SUSPENSE, NAVY	CLEARING ACCOUNT	17	8440		772,126.98	-	-	640,506.42	-	(131,620.56)
SUSPENSE, ARMY	CLEARING ACCOUNT	21	8440		1,168,775.06	-	-	-824,216.02	-	(1,992,991.08)
SUSPENSE, AIR FORCE	CLEARING ACCOUNT	57	8440		66.80	-	-	-25.17	-	(91.97)
SUSPENSE, CORPS OF ENGINEERS	CLEARING ACCOUNT	96	8440		279.49	-	-	279.49	-	-
INVESTMENTS IN PUBLIC DEBT SECURITIES					309,131,500.00	-	26,953,000.00	-	-	(336,084,500.00)
	SUBTOTAL FY 1976				316,147,740.24	-	-	-30,929,493.57	-	(347,077,233.81)
TRANSITION QUARTER	NO YEAR	24	8440		(8,868,030.20)	-	14,170,500.00	-11,035,094.80	-	34,073,625.00
UNDISBURSED FUNDS					(131,620.56)	-	-	642,129.02	-	6-510,508.46
SUSPENSE, NAVY	CLEARING ACCOUNT	17	8440		(1,992,991.08)	-	-	763,120.84	-	1,229,870.24
SUSPENSE, ARMY	CLEARING ACCOUNT	21	8440		(91.97)	-	-	-193,636.18	-	193,728.15
SUSPENSE, AIR FORCE	CLEARING ACCOUNT	57	8440		-	-	-	-	-	-
SUSPENSE, CORPS OF ENGINEERS	CLEARING ACCOUNT	96	8440		-	-	-	-	-	-
INVESTMENTS IN PUBLIC DEBT SECURITIES					(336,084,500.00)	-	-14,170,500.00	-	-	321,914,000.00
	SUBTOTAL TRANSITION QUARTER				(347,077,233.81)	-	-	-9,823,481.12	-	356,900,714.93
ACCOUNTS RECEIVABLE					103,325,108.50	-	-	-	-29,052,806.49	132,377,514.99
FUND EQUITIES:										
UNOBLIGATED BALANCE					-212,468,820.76	-	-	-	1,822,327.54	10-214,291,148.30
ACCOUNTS PAYABLE					-207,004,027.98	-	-	-	67,983,453.64	-274,987,481.62
	SUBTOTAL	24	8440		-0-	-	-	-40,752,974.69	40,752,974.69	-0-
EMPLOYEES LIFE INSURANCE FUND, CIVIL SERVICE COMMISSION										
FUND RESOURCES:										
UNDISBURSED FUNDS	NO YEAR	24	8424		2,606,782.13	-	-401,563,000.00	-402,010,822.83	-	(3,054,604.96)
SUSPENSE, NAVY	CLEARING ACCOUNT	17	8424		679,782.79	-	-	703,442.77	-	(-23,659.98)
SUSPENSE, ARMY	CLEARING ACCOUNT	21	8424		-93,220.52	-	-	-292,991.08	-	(199,770.56)
SUSPENSE, AIR FORCE	CLEARING ACCOUNT	57	8424		30.93	-	-	-150.63	-	(181.56)
SUSPENSE, CORPS OF ENGINEERS	CLEARING ACCOUNT	96	8424		990.76	-	-	-	-	(990.76)
INVESTMENTS IN PUBLIC DEBT SECURITIES					1,699,327,500.00	-	401,563,000.00	-	-	(2,100,890,500.00)
	SUBTOTAL FY 1976				1,702,521,866.09	-	-	-401,600,521.77	-	(2,104,122,387.86)
TRANSITION QUARTER	NO YEAR	24	8424		(3,054,604.96)	-	-31,056,500.00	-28,963,204.29	-	961,369.25
UNDISBURSED FUNDS					(-23,659.98)	-	-	-212,655.63	-	188,995.65
SUSPENSE, NAVY	CLEARING ACCOUNT	17	8424		(199,770.56)	-	-	-189,840.40	-	389,610.96
SUSPENSE, ARMY	CLEARING ACCOUNT	21	8424		(181.56)	-	-	-70,974.18	-	71,155.74
SUSPENSE, AIR FORCE	CLEARING ACCOUNT	57	8424		(990.76)	-	-	-	-	990.76
SUSPENSE, CORPS OF ENGINEERS	CLEARING ACCOUNT	96	8424		-	-	-	-	-	-

INVESTMENTS IN PUBLIC DEBT SECURITIES			(2,100,890,500.00)						
ACCOUNTS RECEIVABLE			(2,104,122,387.86)			31,056,500.00			2,131,947,000.00
FUND EQUITIES:			129,553,249.43				-29,436,674.50		2,133,559,062.36
ACCOUNTS PAYABLE								-22,637,628.72	152,190,878.15
RETIREMENT EMPLOYEES HEALTH BENEFITS FUND, CIVIL SERVICE COMMISSION									
FUND RESOURCES:									
UNDISBURSED FUNDS									
TRANSFER TO:									
THE JUDICIARY	NO YEAR	10 24	8445						
LABOR, EMPLOYEES' COMPENSATION	NO YEAR	16 24	8445	15	156.00		84.00		(72.00)
STATE	NO YEAR	19 24	8445		13,415.00		20,843.08		(4,571.92)
TRANSPORTATION, COAST GUARD	NO YEAR	69 24	8445	2	4,117.35		2,100.00		(4,702.23)
INVESTMENTS IN PUBLIC DEBT SECURITIES	NO YEAR	69 24	8445		3,616.40		5,586.95		(2,027.45)
					22,081,000.00				(19,081,000.00)
					24,751,372.88		-3,000,000.00		(19,385,768.87)
TRANSITION QUARTER									
UNDISBURSED FUNDS									
TRANSFER TO:									
THE JUDICIARY	NO YEAR	10 24	8445		(293,395.27)				439,153.51
LABOR, EMPLOYEES' COMPENSATION	NO YEAR	16 24	8445	15	(72.00)		21.00		51.00
STATE	NO YEAR	19 24	8445		(4,571.92)		6,932.98		17,628.94
TRANSPORTATION, COAST GUARD	NO YEAR	69 24	8445	2	(4,702.23)				4,702.23
INVESTMENTS IN PUBLIC DEBT SECURITIES	NO YEAR	69 24	8445		(2,027.45)		1,169.05		858.40
					(19,081,000.00)				17,281,000.00
					(19,385,768.87)		-1,800,000.00		17,743,404.08
ACCOUNTS RECEIVABLE					713,547.00				557,560.32
FUND EQUITIES:									
UNOBLIGATED BALANCE									
ACCOUNTS PAYABLE					-24,352,605.75				-17,681,612.41
					-1,112,314.13				-619,351.99
DEDUCTIONS FOR OFFSETTING RECEIPTS <sup>7</sup>					-0-				-0-
PROPRIETARY RECEIPTS FROM THE PUBLIC									
INTRABUDGETARY TRANSACTIONS									
TRANSITION QUARTER									
PROPRIETARY RECEIPTS FROM THE PUBLIC									
INTRABUDGETARY TRANSACTIONS									
TOTAL, CIVIL SERVICE COMMISSION FY 1976					<sup>34</sup> -33,435.00	13,555,906,052.19		8,320,439,793.15	
TOTAL, CIVIL SERVICE COMMISSION T.Q.						1,606,104,063.23		2,352,986,392.06	4,488,550,495.21
COMMISSION OF FINE ARTS									
GENERAL FUND ACCOUNTS									
SALARIES AND EXPENSES, COMMISSION OF FINE ARTS									
FUND RESOURCES:									
UNDISBURSED FUNDS									
TRANSITION QUARTER									
UNDISBURSED FUNDS									
FUND EQUITIES:									
ACCOUNTS PAYABLE									
UNDELIVERED ORDERS									
TOTAL, COMMISSION OF FINE ARTS FY 1976						202,000.00		183,712.05	
TOTAL, COMMISSION OF FINE ARTS T.Q.						47,000.00		59,873.72	5,414.23



Appropriations, Outlays, and Balances - Continued

Appropriation or Account Title	Account	Period of availability	Account symbol			Balances beginning of fiscal year 1/	Appropriations and other obligational authority 2/	Transfers, borrowings, and investments (net) 3/	Outlays (net)	Balances withdrawn and other transactions 4/	Balances end of fiscal year 5/	
			Dept. Reg	Tr From	Account No							Sub. No.
COMMISSION ON CIVIL RIGHTS												
GENERAL FUND ACCOUNTS												
SALARIES AND EXPENSES, COMMISSION ON CIVIL RIGHTS												
FUND RESOURCES:												
UNDISBURSED FUNDS		1976 95	1900			---	\$8,047,000.00	---	\$7,246,242.05	---	(\$800,757.95)	
		1975				\$656,957.69	---	561,934.00	---	---	(95,023.69)	
		1974				56,358.87	---	53,129.79	---	---	(3,229.08)	
		PRIOR YEARS				15,572.20	---	1,457.17	---	---	(14,115.03)	
		SUBTOTAL FY 1976				728,888.76	8,047,000.00	7,862,763.01	---	---	(913,125.75)	
TRANSITION QUARTER												
UNDISBURSED FUNDS												
		1976 95	1900			(800,757.95)	2,171,000.00	---	1,852,838.98	\$41,171.34	1,077,747.63	
		1975				(95,023.69)	---	---	17,118.74	39,997.18	37,907.77	
		1974				(3,229.08)	---	---	3,134.29	-4,774.91	---	
		PRIOR YEARS				(14,115.03)	---	---	-54,869.70	-4,774.91	19,442.18	
		SUBTOTAL TRANSITION QUARTER				(913,125.75)	2,171,000.00	1,872,829.01	-263.00	76,199.16	1,135,057.58	
		ACCOUNTS RECEIVABLE				45,423.98	---	---	---	-1,902.86	47,326.84	
FUND EQUITIES:												
ACCOUNTS PAYABLE												
						-307,855.76	---	---	---	188,702.72	-496,558.48	
UNDELIVERED ORDERS												
						-466,456.98	---	---	---	---	-685,865.94	
		SUBTOTAL 95	1900			-0-	10,218,000.00	9,735,592.02	---	482,407.98	-0-	
TOTAL, COMMISSION ON CIVIL RIGHTS FY 1976						---	8,047,000.00	7,862,763.01	---	---	---	
TOTAL, COMMISSION ON CIVIL RIGHTS T.Q.						---	2,171,000.00	1,872,829.01	482,407.98	---	---	
COMMITTEE FOR PURCHASE OF PRODUCTS AND SERVICES OF THE BLIND AND OTHER SEVERELY HANDICAPPED												
GENERAL FUND ACCOUNTS												
SALARIES AND EXPENSES, COMMITTEE FOR PURCHASE FROM THE BLIND AND OTHER SEVERELY HANDICAPPED												
FUND RESOURCES:												
UNDISBURSED FUNDS		1976 95	2000			---	261,000.00	---	230,023.32	---	(30,976.68)	
		1975				14,113.14	---	---	14,666.50	---	(-553.36)	
		1974				---	---	---	-97.76	---	(97.76)	
		SUBTOTAL FY 1976				14,113.14	261,000.00	244,592.06	---	---	(30,521.08)	
TRANSITION QUARTER												
UNDISBURSED FUNDS												
		1976 95	2000			(30,976.68)	64,000.00	---	57,392.00	11,431.25	26,153.43	
		1975				(-553.36)	---	---	---	-591.86	38.50	
		1974				(97.76)	---	---	---	97.76	---	
		SUBTOTAL TRANSITION QUARTER				(30,521.08)	64,000.00	57,392.00	---	10,937.15	26,151.93	
		ACCOUNTS RECEIVABLE				175.00	---	---	---	175.00	---	
FUND EQUITIES:												
ACCOUNTS PAYABLE												
						-8,584.54	---	---	---	3,535.09	-12,119.63	
UNDELIVERED ORDERS												
						-5,703.60	---	---	---	8,368.70	-14,072.30	
		SUBTOTAL 95	2000			-0-	325,000.00	301,984.06	---	23,015.94	-0-	
TOTAL, COMMITTEE FOR PURCHASE OF PRODUCTS AND SERVICES OF THE BLIND AND OTHER SEVERELY HANDICAPPED FY 1976						---	261,000.00	244,592.06	---	---	---	
TOTAL, COMMITTEE FOR PURCHASE OF PRODUCTS AND SERVICES OF THE BLIND AND OTHER SEVERELY HANDICAPPED T.Q.						---	64,000.00	57,392.00	23,015.94	---	---	

COMMODITY FUTURES TRADING  
COMMISSION

GENERAL FUND ACCOUNTS

COMMODITY FUTURES TRADING COMMISSION  
FUND RESOURCES:

UNDISBURSED FUNDS	1976 95	1400	- - - - -	11,483,000.00	- - - - -	9,498,519.04	- - - - -	(1,984,480.56)
	1975		1,533,924.45	- - - - -	- - - - -	1,313,093.93	- - - - -	(220,830.52)
	1974		28,909.62	- - - - -	- - - - -	3,274.21	- - - - -	(25,635.41)
	PRIOR YEARS		2,137.70	- - - - -	- - - - -	2,070.83	- - - - -	(66.87)
	SUBTOTAL FY 1976		1,564,971.77	11,483,000.00	- - - - -	10,816,958.01	- - - - -	(2,231,013.76)
TRANSITION QUARTER UNDISBURSED FUNDS	1976 95	1400	(1,984,480.96)	2,902,000.00	- - - - -	3,031,897.41	433,390.07	1,421,193.48
	1975		(220,830.52)	- - - - -	- - - - -	33,385.26	135,553.28	51,891.98
	1974		(25,635.41)	- - - - -	- - - - -	-16,386.23	8,933.25	- - - - -
	PRIOR YEARS		(66.87)	- - - - -	- - - - -	16,386.23	66.87	16,386.23
	SUBTOTAL TRANSITION QUARTER		(2,231,013.76)	2,902,000.00	- - - - -	3,065,598.60	577,943.47	1,489,471.69
ACCOUNTS RECEIVABLE			15,672.88	- - - - -	- - - - -	- - - - -	-39,295.17	54,968.05
FUND EQUITIES:								
ACCOUNTS PAYABLE			-1,269,083.83	- - - - -	- - - - -	- - - - -	-603,551.18	-665,532.65
UNDELIVERED ORDERS			-311,560.82	- - - - -	- - - - -	- - - - -	567,346.27	-878,907.09
	SUBTOTAL 95	1400	-0-	14,385,000.00	- - - - -	13,882,556.61	502,443.39	-0-
TOTAL, COMMODITY FUTURES TRADING COMMISSION FY 1976 . . . . .			- - - - -	11,483,000.00	- - - - -	10,816,958.01	- - - - -	- - - - -
TOTAL, COMMODITY FUTURES TRADING COMMISSION T.O. . . . .			- - - - -	2,902,000.00	- - - - -	3,065,598.60	502,443.39	- - - - -

COMMUNITY SERVICES ADMINISTRATION

GENERAL FUND ACCOUNTS

COMMUNITY SERVICES PROGRAM, COMMUNITY  
SERVICES ADMINISTRATION

UNDISBURSED FUNDS	1976 81	0500	- - - - -	520,152,000.00	-1,300,000.00	345,562,932.73	- - - - -	(173,289,067.27)
	1975-SEPTEMBER 30, 1975		119,524,290.00	- - - - -	- - - - -	27,455,953.04	1,92,069,033.92	(-696.96)
	1974		564,538.40	- - - - -	- - - - -	-661,392.06	- - - - -	(1,225,930.46)
	PRIOR YEARS		14,993,269.82	- - - - -	23,208.37	1,427,243.51	- - - - -	(13,589,234.68)
	1975-JUNE 30, 1976 81	0500 91	- - - - -	1,92,069,033.92	- - - - -	68,897,581.72	- - - - -	(23,171,452.20)
	1975		19,447,439.13	- - - - -	-19,447,439.13	- - - - -	- - - - -	- - - - -
TRANSFER TO:								
AGRICULTURE	PRIOR YEARS 12 81 0500		258,006.05	- - - - -	- - - - -	85,910.63	- - - - -	(172,095.42)
COMMERCE	PRIOR YEARS 13 81 0500		7,987.00	- - - - -	- - - - -	4,977.31	- - - - -	(3,009.69)
LABOR	PRIOR YEARS 16 81 0500		31,532,214.48	- - - - -	- - - - -	2,016,005.33	- - - - -	(29,516,209.15)
GENERAL SERVICES ADMINISTRATION	1976 47 81 0500		- - - - -	- - - - -	300,000.00	226,456.92	- - - - -	(73,543.08)
	1975-76		11,933.49	- - - - -	- - - - -	4,651.74	- - - - -	(7,281.75)
	1975		- - - - -	- - - - -	- - - - -	-785.64	- - - - -	(785.64)
	1974		- - - - -	- - - - -	- - - - -	6,909.79	- - - - -	(6,909.79)
SMALL BUSINESS ADMINISTRATION	PRIOR YEARS 73 81 0500		46,929.37	- - - - -	-46,929.37	- - - - -	- - - - -	- - - - -
HEALTH, EDUCATION, AND WELFARE	PRIOR YEARS 75 81 0500		-289,173.71	- - - - -	- - - - -	-591,746.34	- - - - -	(302,572.63)
HEALTH, EDUCATION, AND WELFARE, DEPARTMENTAL MANAGEMENT	1976 75 81 0500 1		- - - - -	- - - - -	1,000,000.00	476,667.00	- - - - -	(523,333.00)
	1975-76		599,000.00	- - - - -	- - - - -	601,200.00	- - - - -	(-2,200.00)
	1974		- - - - -	- - - - -	- - - - -	- - - - -	- - - - -	- - - - -
	PRIOR YEARS		2,160,253.43	- - - - -	23,721.00	1,861,049.96	- - - - -	(322,924.47)
HEALTH, EDUCATION, AND WELFARE, HEALTH SERVICES ADMINISTRATION	1975-76 75 81 0500 3		782,320.70	- - - - -	-746,843.22	35,477.48	- - - - -	- - - - -
	PRIOR YEARS		3,648,297.27	- - - - -	- - - - -	98,441.38	- - - - -	(3,549,855.89)
HEALTH, EDUCATION AND WELFARE SOCIAL AND REHABILITATION SERVICE	PRIOR YEARS 75 81 0500 5		- - - - -	- - - - -	- - - - -	-200.00	- - - - -	(200.00)
HEALTH, EDUCATION, AND WELFARE, NATIONAL INSTITUTE OF EDUCATION	PRIOR YEARS 75 81 0500 12		41,857.44	- - - - -	- - - - -	11,671.81	- - - - -	(30,185.63)
HEALTH, EDUCATION, AND WELFARE, HEALTH SERVICES ADMINISTRATION	1975-JUNE 30, 1976 75 81 0500 103		- - - - -	- - - - -	746,843.22	437,673.28	- - - - -	(309,169.94)
	1974 86 81 0500		7,831.45	- - - - -	- - - - -	7,831.45	- - - - -	- - - - -
HOUSING AND URBAN DEVELOPMENT	PRIOR YEARS		2,554,172.54	- - - - -	- - - - -	1,213,372.54	- - - - -	(1,340,800.00)
	SUBTOTAL FY 1976		195,891,166.86	612,221,033.92	-19,440,529.34	449,170,573.79	92,069,033.92	(247,431,663.73)
TRANSITION QUARTER UNDISBURSED FUNDS	1976 81	0500	(173,289,067.27)	129,746,000.00	-26,000.00	110,082,391.06	644,406.67	192,282,269.54
	1975-SEPTEMBER 30, 1975		(-696.96)	- - - - -	- - - - -	-696.96	- - - - -	- - - - -
	1974		(1,225,930.46)	- - - - -	- - - - -	1,222,104.04	- - - - -	- - - - -
	PRIOR YEARS		(13,589,234.68)	- - - - -	- - - - -	46,451.63	4,267,325.79	9,279,283.68
	1975-JUNE 30, 1976 81	0500 91	(23,171,452.20)	- - - - -	- - - - -	11,971,034.23	280,304.64	10,920,113.33

Appropriations, Outlays, and Balances - Continued

Appropriation or Fund Account		Account symbol				Balances beginning of fiscal year 1/	Appropriations and other obligational authority 2/	Transfers, borrowings, and investments (net) 3/	Outlays (net)	Balances withdrawn and other transactions 4/	Balances end of fiscal year 5/
Title	Period of availability	Dept. Reg.	Tr. From	Account No.	Sub. No.						
COMMUNITY SERVICES ADMINISTRATION-CONTINUED											
GENERAL FUND ACCOUNTS-CONTINUED											
COMMUNITY SERVICES PROGRAM, COMMUNITY SERVICES ADMINISTRATION-CONTINUED											
TRANSITION QUARTER-CONTINUED											
TRANSFER TO:											
AGRICULTURE	PRIOR YEARS	12	81	0500		(\$172,095.42)	-	-	-7.80	\$50.88	\$172,052.34
COMMERCE	PRIOR YEARS	13	81	0500		(3,009.69)	-	-	-	3,009.69	-
LABOR	PRIOR YEARS	16	81	0500		(29,516,209.15)	-	-	80,917.72	7,772,129.83	21,663,161.60
GENERAL SERVICES ADMINISTRATION	1976	47	81	0500		(73,543.08)	-	\$26,000.00	58,958.20	22,119.88	18,465.00
	1975-76					(7,281.75)	-	-	-	4,432.01	2,849.74
	1975					(785.64)	-	-	-	785.64	-
	1974					(6,909.79)	-	-	-	6,909.79	-
HEALTH, EDUCATION, AND WELFARE	PRIOR YEARS	75	81	0500		(302,572.63)	-	-	-39,046.43	-	341,619.06
HEALTH, EDUCATION, AND WELFARE, DEPARTMENTAL MANAGEMENT	1976	75	81	0500	1	(523,333.00)	-	-	233,587.00	-	289,746.00
	1975-76					(-2,200.00)	-	-	-2,200.00	-	-
	1974					-	-16,657.42	-16,657.42	-	-	-
	PRIOR YEARS					(322,924.47)	-	16,657.42	-5,723.26	87,558.64	257,746.51
HEALTH, EDUCATION, AND WELFARE, HEALTH SERVICES ADMINISTRATION	1975-76	75	81	0500	3	-	-	-	-	-	-
	PRIOR YEARS					(3,549,855.89)	-	-	-55,699.41	180,722.87	3,424,832.43
HEALTH, EDUCATION AND WELFARE SOCIAL AND REHABILITATION SERVICE	PRIOR YEARS	75	81	0500	5	(200.00)	-	-	-44.74	244.74	-
HEALTH, EDUCATION, AND WELFARE, NATIONAL INSTITUTE OF EDUCATION	PRIOR YEARS	75	81	0500	12	(30,185.63)	-	-	333.88	-	29,851.75
HEALTH, EDUCATION, AND WELFARE, HEALTH SERVICES ADMINISTRATION	1975-JUNE 30, 1976	75	81	0500	103	(309,169.94)	-	-	75,877.55	2,716.05	230,576.34
HOUSING AND URBAN DEVELOPMENT	1974	86	81	0500		-	-	-	70,400.00	-	1,270,400.00
	PRIOR YEARS					(1,340,800.00)	-	-	123,721,979.29	13,272,717.12	240,182,967.32
	SUBTOTAL TRANSITION QUARTER					(247,431,663.73)	\$129,746,000.00	-	-	-51,521,508.47	245,981,462.73
ACCOUNTS RECEIVABLE						194,459,954.26	-	-	-	-	-
FUND EQUITIES:											
UNOBLIGATED BALANCE						-88,292,711.87	-	-	-	-83,993,527.71	9-4,299,184.16
ACCOUNTS PAYABLE						-3,029,630.42	-	-	-	797,507.83	-3,827,138.25
UNDELIVERED ORDERS						19-299,028,778.83	-	-	-	179,009,328.81	-478,038,107.64
	SUBTOTAL	81		0500		-0-	741,967,033.92	-19,440,529.34	572,892,953.08	149,633,551.50	-0-
ECONOMIC OPPORTUNITY PROGRAM, OFFICE OF ECONOMIC OPPORTUNITY, EXECUTIVE											
FUND RESOURCES:											
UNDISBURSED FUNDS	PRIOR YEARS	11		0500		-	-	-	-	-	-
TRANSFER TO:											
GENERAL SERVICES ADMINISTRATION	1975	47	11	0500		11,312.45	-	-	14,162.19	-	(-2,849.74)
	1974					-7,252.40	-	-6,909.79	-14,412.19	-	(250.00)
HEALTH EDUCATION, AND WELFARE	PRIOR YEARS	75	11	0500		-693.99	-	-	-693.99	-	-
	SUBTOTAL FY 1976					3,366.06	-	-6,909.79	-943.99	-	(-2,599.74)
TRANSITION QUARTER											
UNDISBURSED FUNDS	PRIOR YEARS	11		0500		-	-	-	-	-	-
TRANSFER TO:											
GENERAL SERVICES ADMINISTRATION	1975	47	11	0500		(-2,849.74)	-	-	-	-	-2,849.74
	1974					(250.00)	-	-	-	250.00	-
	SUBTOTAL TRANSITION QUARTER					(-2,599.74)	-	-	-	250.00	-2,849.74
ACCOUNTS RECEIVABLE						10,796.13	-	-	-	7,946.39	2,849.74
FUND EQUITIES:											
ACCOUNTS PAYABLE						-14,162.19	-	-	-	-14,162.19	-
	SUBTOTAL	11		0500		-0-	-6,909.79	-943.99	-5,965.80	-	-0-
TRUST FUND ACCOUNTS											
GIFTS AND CONTRIBUTIONS, COMMUNITY SERVICES ADMINISTRATION											
FUND RESOURCES:											
UNDISBURSED FUNDS	NO YEAR	81		8905		5,436.83	-	-	-18,000.00	-	(23,436.83)
	SUBTOTAL FY 1976					5,436.83	-	-	-18,000.00	-	(23,436.83)
TRANSITION QUARTER											
UNDISBURSED FUNDS	NO YEAR	81		8905		(23,436.83)	-	-	299.99	-	23,136.84
	SUBTOTAL TRANSITION QUARTER					(23,436.83)	-	-	299.99	-	23,136.84

FUND EQUITIES:									
UNOBLIGATED BALANCE			-5,436.83					17,700.01	-23,136.84
DEDUCTIONS FOR OFFSETTING RECEIPTS <sup>7</sup>	SUBTOTAL 81	8905	-0-				-17,700.01	17,700.01	-0-
PROPRIETARY RECEIPTS FROM THE PUBLIC							418,786.38		
TRANSITION QUARTER PROPRIETARY RECEIPTS FROM THE PUBLIC							-21,881.99		
TOTAL, COMMUNITY SERVICES ADMINISTRATION FY 1976 . . . . .				611,802,247.54	-19,447,439.13	448,733,243.42	92,069,033.92		
TOTAL, COMMUNITY SERVICES ADMINISTRATION T.Q. . . . .				129,724,118.01		123,700,397.29	57,576,251.79		
CONSUMER PRODUCT SAFETY COMMISSION									
GENERAL FUND ACCOUNTS									
SALARIES AND EXPENSES, CONSUMER PRODUCT SAFETY COMMISSION									
FUND RESOURCES:									
UNDISBURSED FUNDS	1976 61	0100		39,564,000.00		29,872,696.61			(9,691,303.39)
	1975		9,275,783.02			7,506,216.43			(1,769,566.59)
	1974		3,597,690.82			961,196.96			(2,636,493.86)
	1973-74		144,587.43			10,364.17			(134,223.26)
	PRIOR YEARS		407,442.70			10,136.26			(397,306.44)
	SUBTOTAL FY 1976		13,425,503.97	39,564,000.00		38,300,610.43			(14,628,893.54)
TRANSITION QUARTER UNDISBURSED FUNDS	1976 61	0100	(9,691,303.39)	9,955,000.00		9,432,860.00	232,069.07		9,981,374.32
	1975		(1,769,566.59)			688,875.24	134,382.74		946,308.61
	1974		(2,636,493.86)		-2,297,251.34	68,921.65	270,320.87		
	1973-74		(134,223.26)		-134,223.26				
	PRIOR YEARS		(397,306.44)		2,431,474.60		-7,948.54		2,836,729.58
	SUBTOTAL TRANSITION QUARTER		(14,628,893.54)	9,955,000.00		10,190,656.89	628,824.14		13,764,412.51
ACCOUNTS RECEIVABLE			127,196.58				36,769.17		90,427.41
FUND EQUITIES:									
ACCOUNTS PAYABLE			-2,281,645.66				-515,876.59		-1,765,769.07
UNDELIVERED ORDERS			-11,271,054.89				818,015.96		-12,089,070.85
DEDUCTIONS FOR OFFSETTING RECEIPTS <sup>7</sup>	SUBTOTAL 61	0100	-0-	49,519,000.00		48,551,267.32	967,732.68		-0-
PROPRIETARY RECEIPTS FROM THE PUBLIC									
TRANSITION QUARTER PROPRIETARY RECEIPTS FROM THE PUBLIC									
TOTAL, CONSUMER PRODUCT SAFETY COMMISSION FY 1976 . . . . .				39,554,088.17		38,350,698.60			
TOTAL, CONSUMER PRODUCT SAFETY COMMISSION T.Q. . . . .				9,953,064.39		10,188,721.28	967,732.68		
CORPORATION FOR PUBLIC BROADCASTING									
GENERAL FUND ACCOUNTS									
PUBLIC BROADCASTING FUND, CORPORATION FOR PUBLIC BROADCASTING									
FUND RESOURCES:									
UNDISBURSED FUNDS	1976 20	0151		78,500,000.00		70,000,000.00			(8,500,000.00)
	SUBTOTAL FY 1976			78,500,000.00		70,000,000.00			(8,500,000.00)
TRANSITION QUARTER UNDISBURSED FUNDS	1976 20	0151	(8,500,000.00)	17,500,000.00		26,000,000.00			
	SUBTOTAL TRANSITION QUARTER		(8,500,000.00)	17,500,000.00		26,000,000.00			
	SUBTOTAL 20	0151	-0-	56,000,000.00		96,000,000.00			-0-
TOTAL, CORPORATION FOR PUBLIC BROADCASTING FY 1976 . . . . .				78,500,000.00		70,000,000.00			
TOTAL, CORPORATION FOR PUBLIC BROADCASTING T.Q. . . . .				17,500,000.00		26,000,000.00			

Appropriations, Outlays, and Balances - Continued

Appropriation or Fund Account		Account symbol			Balances beginning of fiscal year <u>1/</u>	Appropriations and other obligational authority <u>2/</u>	Transfers, borrowings, and investments (net) <u>3/</u>	Outlays (net)	Balances withdrawn and other transactions <u>4/</u>	Balances end of fiscal year <u>5/</u>
Title	Period of availability	Dept. No.	Account No.	Sub. No.						
DISTRICT OF COLUMBIA										
GENERAL FUND ACCOUNTS										
FEDERAL PAYMENT TO DISTRICT OF COLUMBIA										
FUND RESOURCES:										
UNDISBURSED FUNDS	1976 20	1700			---	\$254,636,700.00	---	\$231,800,000.00	---	(\$22,836,700.00)
	SUBTOTAL FY 1976				---	254,636,700.00	---	231,800,000.00	---	(22,836,700.00)
TRANSITION QUARTER										
UNDISBURSED FUNDS	1976 20	1700			(\$22,836,700.00)	67,559,600.00	---	90,396,300.00	---	---
	SUBTOTAL TRANSITION QUARTER				(22,836,700.00)	67,559,600.00	---	90,396,300.00	---	---
	SUBTOTAL 20	1700			-0-	322,196,300.00	---	322,196,300.00	---	-0-
LOANS TO DISTRICT OF COLUMBIA FOR CAPITAL OUTLAY										
FUND RESOURCES:										
UNDISBURSED FUNDS	NO YEAR 20	0137			10 110,110,500.00	210,000,000.00	---	115,000,000.00	---	(205,110,500.00)
	SUBTOTAL FY 1976				10 110,110,500.00	210,000,000.00	---	115,000,000.00	---	(205,110,500.00)
TRANSITION QUARTER										
UNDISBURSED FUNDS	NO YEAR 20	0137			(205,110,500.00)	---	---	80,000,000.00	---	125,110,500.00
	SUBTOTAL TRANSITION QUARTER				(205,110,500.00)	---	---	80,000,000.00	---	125,110,500.00
FUND EQUITIES:										
UNOBLIGATED BALANCE	SUBTOTAL 20	0137			110,110,500.00	210,000,000.00	---	195,000,000.00	\$125,110,500.00	-125,110,500.00
									125,110,500.00	-0-
LOANS TO DISTRICT OF COLUMBIA FOR CAPITAL OUTLAY, WATER FUND, TREASURY										
FUND RESOURCES:										
UNDISBURSED FUNDS	NO YEAR 20	0138			---	---	---	---	---	---
	SUBTOTAL FY 1976				---	---	---	---	---	---
FUND EQUITIES:										
UNOBLIGATED BALANCE	SUBTOTAL 20	0138			-6,710,000.00	---	---	---	-6,710,000.00	-0-
					17 -6,710,000.00	---	---	---	-6,710,000.00	-0-
LOANS TO DISTRICT OF COLUMBIA FOR CAPITAL OUTLAY, HIGHWAY FUND, TREASURY										
FUND RESOURCES:										
UNDISBURSED FUNDS	NO YEAR 20	0139			---	---	---	---	---	---
	SUBTOTAL FY 1976				---	---	---	---	---	---
FUND EQUITIES:										
UNOBLIGATED BALANCE	SUBTOTAL 20	0139			-1,400,000.00	---	---	---	-1,400,000.00	-0-
					17 -1,400,000.00	---	---	---	-1,400,000.00	-0-
LOANS TO DISTRICT OF COLUMBIA FOR CAPITAL OUTLAY, GENERAL FUND, TREASURY										
FUND RESOURCES:										
UNDISBURSED FUNDS	NO YEAR 20	0140			---	---	---	---	---	---
	SUBTOTAL FY 1976				---	---	---	---	---	---
FUND EQUITIES:										
UNOBLIGATED BALANCE	SUBTOTAL 20	0140			-63,090,500.00	---	---	---	-63,090,500.00	-0-
					17 -63,090,500.00	---	---	---	-63,090,500.00	-0-
LOANS TO DISTRICT OF COLUMBIA FOR CAPITAL OUTLAY, SANITARY SEWAGE WORKS FUND, TREASURY										
FUND RESOURCES:										
UNDISBURSED FUNDS	NO YEAR 20	0141			---	---	---	---	---	---
	SUBTOTAL FY 1976				---	---	---	---	---	---
FUND EQUITIES:										
UNOBLIGATED BALANCE	SUBTOTAL 20	0141			-31,585,000.00	---	---	---	-31,585,000.00	-0-
					17 -31,585,000.00	---	---	---	-31,585,000.00	-0-
LOANS TO DISTRICT OF COLUMBIA METROPOLITAN AREA SANITARY SEWAGE WORKS FUND, TREASURY										
FUND RESOURCES:										
UNDISBURSED FUNDS	NO YEAR 20	0142			---	---	---	---	---	---
	SUBTOTAL FY 1976				---	---	---	---	---	---

FUND EQUITIES:									
UNOBLIGATED BALANCE			-7,325,000.00					-7,325,000.00	
ADVANCES TO STADIUM SINKING FUND, ARMORY BOARD, DISTRICT OF COLUMBIA	SUBTOTAL 20	0142	1/-7,325,000.00					-7,325,000.00	-0-
FUND RESOURCES:									
UNDISBURSED FUNDS	NO YEAR 20	0145			\$831,600.00		831,600.00		
AUTHORITY TO BORROW FROM THE TREASURY					-831,600.00				
	SUBTOTAL 20	0145	-0-		831,600.00		831,600.00		-0-
REPAYABLE ADVANCES TO THE DISTRICT OF COLUMBIA GENERAL FUND, TREASURY									
FUND RESOURCES:									
UNDISBURSED FUNDS	NO YEAR 20	0144			40,000,000.00		40,000,000.00		
	SUBTOTAL FY 1976				40,831,600.00		40,831,600.00		
TRANSITION QUARTER UNDISBURSED FUNDS	NO YEAR 20	0144			15,000,000.00		15,000,000.00		
	SUBTOTAL TRANSITION QUARTER				15,000,000.00		15,000,000.00		
DEDUCTIONS FOR OFFSETTING RECEIPTS <sup>7</sup>	SUBTOTAL 20	0144	-0-		55,000,000.00		55,000,000.00		-0-
PROPRIETARY RECEIPTS FROM THE PUBLIC					-40,000,000.00		-40,000,000.00		
TRANSITION QUARTER PROPRIETARY RECEIPTS FROM THE PUBLIC					-12,285,607.49		-12,285,607.49		
TOTAL, DISTRICT OF COLUMBIA FY 1976 . . . . .					465,468,300.00		347,631,600.00		
TOTAL, DISTRICT OF COLUMBIA T.Q. . . . .					70,273,992.51		173,110,692.51	15,000,000.00	
EMERGENCY LOAN GUARANTEE BOARD									
PUBLIC ENTERPRISE FUNDS									
EMERGENCY LOAN GUARANTEE FUND, EMERGENCY LOAN GUARANTEE BOARD									
FUND RESOURCES:									
UNDISBURSED FUNDS	NO YEAR 48	4057	95,373.98		-6,978,000.00		-6,956,891.75		(74,265.73)
INVESTMENTS IN PUBLIC DEBT SECURITIES			16,302,000.00		6,978,000.00				(23,280,000.00)
	SUBTOTAL FY 1976		16,397,373.98				-6,956,891.75		(23,354,265.73)
TRANSITION QUARTER UNDISBURSED FUNDS	NO YEAR 48	4057	(74,265.73)		-2,650,000.00		-3,872,080.11		1,296,345.84
INVESTMENTS IN PUBLIC DEBT SECURITIES			(23,280,000.00)		2,650,000.00				25,930,000.00
	SUBTOTAL TRANSITION QUARTER		(23,354,265.73)				-3,872,080.11		27,226,345.84
ACCOUNTS RECEIVABLE			1,458,493.15					2,728,004.34	-1,269,511.19
FUND EQUITIES:									
UNOBLIGATED BALANCE			-17,327,998.58					8,581,045.11	-25,909,043.69
ACCOUNTS PAYABLE			-527,868.55					-480,077.59	-47,790.96
	SUBTOTAL 48	4057	-0-				-10,828,971.86	10,828,971.86	-0-
TOTAL, EMERGENCY LOAN GUARANTEE BOARD FY 1976. . . . .							-6,956,891.75		
TOTAL, EMERGENCY LOAN GUARANTEE BOARD T.Q. . . . .							-3,872,080.11	10,828,971.86	
EQUAL EMPLOYMENT OPPORTUNITY COMMISSION									
GENERAL FUND ACCOUNTS									
SALARIES AND EXPENSES, EQUAL EMPLOYMENT OPPORTUNITY COMMISSION									
FUND RESOURCES:									
UNDISBURSED FUNDS	1976 45	0100			63,659,000.00		51,772,570.87		(11,886,429.13)
	1975		6,220,897.50				5,883,407.55		(337,489.95)
	1974		2,504,644.87				1,100,301.45		(1,404,343.42)
	PRIOR YEARS		1,342,394.32				312,123.93		(1,030,270.39)
	SUBTOTAL FY 1976		10,067,936.69		63,659,000.00		59,068,403.80		(14,658,532.89)

Appropriations, Outlays, and Balances - Continued

Appropriation or Fund Account		Account symbol			Balances beginning of fiscal year 1/	Appropriations and other obligational authority 2/	Transfers, borrowings, and investments (net) 3/	Outlays (net)	Balances withdrawn and other transactions 4/	Balances end of fiscal year 5/
Title	Period of availability	Dept. Reg.	Account No.	Sub. No.						
EQUAL EMPLOYMENT OPPORTUNITY COMMISSION-CONTINUED										
GENERAL FUND ACCOUNTS-CONTINUED										
SALARIES AND EXPENSES, EQUAL EMPLOYMENT OPPORTUNITY COMMISSION-CONTINUED FUND RESOURCES -CONTINUED TRANSITION QUARTER										
UNDISBURSED FUNDS	1976	45	0100		( \$11,886,429.13)	\$18,690,000.00	---	\$16,145,956.79	\$2,112,135.31	\$12,318,337.03
	1975				( 337,489.95)	---	---	33,311.49	5,536.79	298,641.67
	1974				( 1,404,343.42)	---	---	27,478.62	1,309,592.00	---
	PRIOR YEARS				( 1,030,270.39)	---	---	1,871.06	29,652.69	1,066,019.44
SUBTOTAL TRANSITION QUARTER					( 14,658,532.89)	18,690,000.00	---	16,208,617.96	3,456,916.79	13,682,998.14
ACCOUNTS RECEIVABLE					135,694.50	---	---	---	-447,520.95	583,215.45
FUND EQUITIES:										
ACCOUNTS PAYABLE					-1,999,566.58	---	---	---	1,606,943.11	-3,606,509.69
UNDELIVERED ORDERS					-8,204,064.61	---	---	---	2,455,639.29	-10,659,703.90
SUBTOTAL 45		0100			-0-	82,349,000.00	---	75,277,021.76	7,071,978.24	-0-
DEDUCTIONS FOR OFFSETTING RECEIPTS 7										
PROPRIETARY RECEIPTS FROM THE PUBLIC					---	-16,828.83	---	-16,828.83	---	---
INTRABUDGETARY TRANSACTIONS					---	91,820.00	---	91,820.00	---	---
TRANSITION QUARTER PROPRIETARY RECEIPTS FROM THE PUBLIC					---	-4,966.47	---	-4,966.47	---	---
TOTAL, EQUAL EMPLOYMENT OPPORTUNITY COMMISSION FY 1976 . . . . .					---	63,733,991.17	---	59,143,394.97	---	---
TOTAL, EQUAL EMPLOYMENT OPPORTUNITY COMMISSION T.Q. . . . .					---	18,685,033.53	---	16,203,651.49	7,071,978.24	---
FARM CREDIT ADMINISTRATION										
PUBLIC ENTERPRISE FUNDS										
REVOLVING FUND FOR ADMINISTRATIVE EXPENSES, FARM CREDIT ADMINISTRATION FUND RESOURCES:										
UNDISBURSED FUNDS	NO YEAR	78	4131		2,333,535.14	---	---	1,001,452.92	---	( 1,332,082.22)
SUBTOTAL	FY 1976				2,333,535.14	---	---	1,001,452.92	---	( 1,332,082.22)
TRANSITION QUARTER UNDISBURSED FUNDS	NO YEAR	78	4131		( 1,332,082.22)	---	---	-249,616.59	---	1,581,698.81
SUBTOTAL TRANSITION QUARTER					( 1,332,082.22)	---	---	-249,616.59	---	1,581,698.81
ACCOUNTS RECEIVABLE					120,708.95	---	---	---	-1,305,219.35	1,425,928.30
FUND EQUITIES:										
UNOBLIGATED BALANCE					-2,026,885.57	---	---	---	146,211.12	-2,173,096.69
ACCOUNTS PAYABLE					-275,798.00	---	---	---	515,386.63	-791,184.63
UNDELIVERED ORDERS					-151,560.52	---	---	---	-108,214.73	-43,345.79
SUBTOTAL 78		4131			-0-	---	---	751,836.33	-751,836.33	-0-
BANKS FOR COOPERATIVES INVESTMENT FUND, FARM CREDIT ADMINISTRATION FUND RESOURCES:										
UNDISBURSED FUNDS	NO YEAR	78	4136		148,091,211.00	---	---	---	---	( 148,091,211.00)
SUBTOTAL	FY 1976				148,091,211.00	---	---	---	---	( 148,091,211.00)
TRANSITION QUARTER UNDISBURSED FUNDS	NO YEAR	78	4136		( 148,091,211.00)	---	---	---	---	148,091,211.00
SUBTOTAL TRANSITION QUARTER					( 148,091,211.00)	---	---	---	---	148,091,211.00
FUND EQUITIES:										
UNOBLIGATED BALANCE					-148,091,211.00	---	---	---	---	-148,091,211.00
SUBTOTAL 78		4136			-0-	---	---	---	---	-0-
SHORT TERM CREDIT INVESTMENT FUND, FARM CREDIT ADMINISTRATION FUND RESOURCES:										
UNDISBURSED FUNDS	NO YEAR	78	4139		111,707,505.00	---	---	---	---	( 111,707,505.00)
SUBTOTAL	FY 1976				111,707,505.00	---	---	---	---	( 111,707,505.00)

TRANSITION QUARTER UNDISBURSED FUNDS		NO YEAR 78	4139	(111,707,505.00)					111,707,505.00
SUBTOTAL TRANSITION QUARTER				(111,707,505.00)					111,707,505.00
FUND EQUITIES: UNOBLIGATED BALANCE				-111,707,505.00					-111,707,505.00
DEDUCTIONS FOR OFFSETTING RECEIPTS <sup>7</sup>				-0-					-0-
SUBTOTAL 78			4139						
PROPRIETARY RECEIPTS FROM THE PUBLIC					-1,832.71			-1,832.71	
TRANSITION QUARTER PROPRIETARY RECEIPTS FROM THE PUBLIC									
SUBTOTAL 78					-208.22			-208.22	
TOTAL, FARM CREDIT ADMINISTRATION FY 1976 . . . . .					-1,832.71			999,620.21	
TOTAL, FARM CREDIT ADMINISTRATION T.Q. . . . .					-208.22			-249,824.81	-751,836.33
FEDERAL COMMUNICATIONS COMMISSION									
GENERAL FUND ACCOUNTS									
SALARIES AND EXPENSES, FEDERAL COMMUNICATIONS COMMISSION FUND RESOURCES:									
UNDISBURSED FUNDS									
	1976 27	0100			50,938,000.00			46,799,552.63	(4,138,447.37)
	1975-76			441,000.00				12,380.70	(428,619.24)
	1975			5,450,709.45				4,915,262.67	(535,446.78)
	1974			892,428.43				692,539.05	(199,889.38)
	PRIOR YEARS			201,459.17				81,783.34	(119,675.83)
	SUBTOTAL FY 1976			6,985,597.05	50,938,000.00			52,501,518.45	(5,422,078.60)
TRANSITION QUARTER UNDISBURSED FUNDS									
	1976-77 27	0100				133,000.00			133,000.00
	1976			(4,138,447.37)	12,746,000.00	-133,000.00		12,503,138.67	4,247,959.94
	1975-76			(428,619.24)				118,011.23	310,608.01
	1975			(535,446.78)				126,219.35	409,227.43
	1974			(199,889.38)				16,536.79	
	PRIOR YEARS			(119,675.83)		-183,352.59			
	SUBTOTAL TRANSITION QUARTER			(5,422,078.60)	12,746,000.00	183,352.59		12,763,906.04	303,028.42
ACCOUNTS RECEIVABLE									
FUND EQUITIES: UNOBLIGATED BALANCE									
ACCOUNTS PAYABLE									
UNDELIVERED ORDERS									
	SUBTOTAL 27	0100			63,684,000.00			65,265,424.49	-1,581,424.49
DEDUCTIONS FOR OFFSETTING RECEIPTS <sup>7</sup>									
SUBTOTAL 27									
PROPRIETARY RECEIPTS FROM THE PUBLIC									
TRANSITION QUARTER PROPRIETARY RECEIPTS FROM THE PUBLIC									
SUBTOTAL 27					-15,363.30			-15,363.30	
TOTAL, FEDERAL COMMUNICATIONS COMMISSION FY 1976 . . . . .					50,922,636.70			52,486,155.15	
TOTAL, FEDERAL COMMUNICATIONS COMMISSION T.Q. . . . .					12,738,456.12			12,756,362.16	-1,581,424.49
FEDERAL DEPOSIT INSURANCE CORPORATION									
GENERAL FUND ACCOUNTS									
FEDERAL DEPOSIT INSURANCE CORPORATION FUND RESOURCES:									
UNDISBURSED FUNDS									
AUTHORITY TO BORROW FROM THE TREASURY		NO YEAR 51	0000						
	SUBTOTAL FY 1976				3,000,000,000.00				(3,000,000,000.00)
TRANSITION QUARTER UNDISBURSED FUNDS									
AUTHORITY TO BORROW FROM THE TREASURY		NO YEAR 51	0000						
	SUBTOTAL TRANSITION QUARTER				(3,000,000,000.00)				3,000,000,000.00
FUND EQUITIES: UNOBLIGATED BALANCE									
	SUBTOTAL 51	0000			-3,000,000,000.00				-3,000,000,000.00
DEDUCTIONS FOR OFFSETTING RECEIPTS <sup>7</sup>									
SUBTOTAL 51					-0-				-0-



Appropriations, Outlays, and Balances - Continued

Appropriation or Fund Account		Account symbol			Balances beginning of fiscal year <u>1/</u>	Appropriations and other obligational authority <u>2/</u>	Transfers, borrowings, and investments (net) <u>3/</u>	Outlays (net)	Balances withdrawn and other transactions <u>4/</u>	Balances end of fiscal year <u>5/</u>
Title	Period of availability	Dept. Reg	Account No. Fr From	Sub. No.						
FEDERAL DEPOSIT INSURANCE CORPORATION-CONTINUED										
TRUST FUND ACCOUNTS										
FEDERAL DEPOSIT INSURANCE CORPORATION FUND										
FUND RESOURCES:										
UNDISBURSED FUNDS	NO YEAR 51		8419		\$9,519,193.22	- - - - -	-\$469,739,000.00	-\$478,329,656.90	- - - - -	(\$18,109,850.12)
INVESTMENTS IN PUBLIC DEBT SECURITIES					6,265,095,500.00	- - - - -	469,739,000.00	- - - - -	- - - - -	(6,734,834,500.00)
SUBTOTAL FY 1976					6,274,614,693.22	- - - - -	- - - - -	-478,329,656.90	- - - - -	(6,752,944,350.12)
TRANSITION QUARTER										
UNDISBURSED FUNDS	NO YEAR 51		8419		(18,109,850.12)	- - - - -	127,751,500.00	133,279,831.43	- - - - -	12,581,518.69
INVESTMENTS IN PUBLIC DEBT SECURITIES					(6,734,834,500.00)	- - - - -	-127,751,500.00	- - - - -	- - - - -	6,607,083,000.00
SUBTOTAL TRANSITION QUARTER					(6,752,944,350.12)	- - - - -	- - - - -	133,279,831.43	- - - - -	6,619,664,518.69
ACCOUNTS RECEIVABLE					1,761,251,000.00	- - - - -	- - - - -	- - - - -	\$408,072,000.00	1,353,179,000.00
FUND EQUITIES:										
UNOBLIGATED BALANCE					-6,087,914,693.22	- - - - -	- - - - -	- - - - -	403,277,825.47	-6,491,192,518.69
ACCOUNTS PAYABLE					-1,947,951,000.00	- - - - -	- - - - -	- - - - -	-466,300,000.00	-1,481,651,000.00
SUBTOTAL 51	8419				-0-	- - - - -	- - - - -	-345,049,825.47	345,049,825.47	-0-
TOTAL, FEDERAL DEPOSIT INSURANCE CORPORATION FY 1976					- - - - -	- - - - -	- - - - -	-478,329,656.90	- - - - -	- - - - -
TOTAL, FEDERAL DEPOSIT INSURANCE CORPORATION T.O.					- - - - -	- - - - -	- - - - -	133,279,831.43	345,049,825.47	- - - - -
FEDERAL ELECTION COMMISSION										
FEDERAL ENERGY ADMINISTRATION										
GENERAL FUND ACCOUNTS										
SALARIES AND EXPENSES, FEDERAL ENERGY ADMINISTRATION										
FUND RESOURCES:										
UNDISBURSED FUNDS	NO YEAR 92		1500		13,000,000.00	\$5,000,000.00	- - - - -	5,850,050.24	- - - - -	(12,149,949.76)
	1976				- - - - -	148,077,000.00	- - - - -	104,744,410.23	- - - - -	(43,332,589.77)
	1975				25,526,875.81	- - - - -	- - - - -	23,400,618.81	- - - - -	(2,126,261.00)
	1974				10,560,294.81	- - - - -	- - - - -	1,796,480.57	- - - - -	(8,763,814.24)
	PRIOR YEARS				9,066.50	- - - - -	- - - - -	- - - - -	- - - - -	(9,066.50)
SUBTOTAL FY 1976					49,096,241.12	153,077,000.00	- - - - -	135,791,559.85	- - - - -	(66,381,681.27)
TRANSITION QUARTER										
UNDISBURSED FUNDS	NO YEAR 92		1500		(12,149,949.76)	- - - - -	- - - - -	1,527,465.68	- - - - -	10,622,484.08
	1976				(43,332,589.77)	32,283,000.00	- - - - -	32,135,948.91	3,038,863.58	40,440,777.28
	1975				(2,126,261.00)	- - - - -	- - - - -	1,670,259.61	- - - - -	456,001.39
	1974				(8,763,814.24)	- - - - -	-8,575,106.84	188,707.40	- - - - -	- - - - -
	PRIOR YEARS				(9,066.50)	- - - - -	8,575,106.84	- - - - -	- - - - -	8,584,173.34
SUBTOTAL TRANSITION QUARTER					(66,381,681.27)	32,283,000.00	- - - - -	35,522,381.60	3,038,863.58	60,103,436.09
ACCOUNTS RECEIVABLE					460,981.63	- - - - -	- - - - -	- - - - -	391,411.63	69,570.00
FUND EQUITIES:										
UNOBLIGATED BALANCE					-2,774,902.07	- - - - -	- - - - -	- - - - -	-1,507,562.80	-1,267,339.27
ACCOUNTS PAYABLE					-7,667,442.70	- - - - -	- - - - -	- - - - -	24,526.36	-7,691,969.06
UNDELIVERED ORDERS					-39,114,877.98	- - - - -	- - - - -	- - - - -	12,098,819.78	-51,213,657.76
SUBTOTAL 92	1500				-0-	185,360,000.00	- - - - -	171,313,941.45	14,046,058.55	-0-
STRATEGIC PETROLEUM RESERVE, FEDERAL ENERGY ADMINISTRATION										
FUND RESOURCES:										
UNDISBURSED FUNDS	NO YEAR 92		1501		- - - - -	313,375,000.00	- - - - -	- - - - -	- - - - -	(313,375,000.00)
SUBTOTAL FY 1976					- - - - -	313,375,000.00	- - - - -	- - - - -	- - - - -	(313,375,000.00)
TRANSITION QUARTER										
UNDISBURSED FUNDS	NO YEAR 92		1501		(313,375,000.00)	600,000.00	- - - - -	3,000,288.63	- - - - -	310,974,711.37
SUBTOTAL TRANSITION QUARTER					(313,375,000.00)	600,000.00	- - - - -	3,000,288.63	- - - - -	310,974,711.37
FUND EQUITIES:										
UNOBLIGATED BALANCE					- - - - -	- - - - -	- - - - -	- - - - -	308,157,442.16	-308,157,442.16
UNDELIVERED ORDERS					- - - - -	- - - - -	- - - - -	- - - - -	2,817,269.21	-2,817,269.21
SUBTOTAL 92	1501				-0-	313,975,000.00	- - - - -	3,000,288.63	310,974,711.37	-0-
SPECIAL FUND ACCOUNTS										
PAYMENTS TO THE U.S. VIRGIN ISLANDS AND PUERTO RICO, FEDERAL ENERGY ADMINISTRATION										
FUND RESOURCES:										
UNDISBURSED FUNDS	NO YEAR 95		5816		- - - - -	4,802,470.79	- - - - -	4,802,470.79	- - - - -	- - - - -

DEDUCTIONS FOR OFFSETTING RECEIPTS <sup>7</sup>										
PROPRIETARY RECEIPTS FROM THE PUBLIC						6,962.89		6,962.89		
TRANSITION QUARTER										
PROPRIETARY RECEIPTS FROM THE PUBLIC						-65,116,125.16		-65,116,125.16		
TOTAL, FEDERAL ENERGY ADMINISTRATION FY 1976						471,261,433.68		140,600,993.53		
TOTAL, FEDERAL ENERGY ADMINISTRATION T.Q.						-32,233,125.16		-26,593,454.93	325,020,769.92	
FEDERAL HOME LOAN BANK BOARD										
GENERAL FUND ACCOUNTS										
INTEREST ADJUSTMENT PAYMENTS, FEDERAL HOME LOAN BANK BOARD										
FUND RESOURCES:										
UNDISBURSED FUNDS	PRIOR YEARS 82	0100	5,875,373.00					2,284,467.00		(3,590,906.00)
	SUBTOTAL FY 1976		5,875,373.00					2,284,467.00		(3,590,906.00)
TRANSITION QUARTER										
UNDISBURSED FUNDS	PRIOR YEARS 82	0100	(3,590,906.00)					487,912.00	364,825.00	2,738,169.00
	SUBTOTAL TRANSITION QUARTER		(3,590,906.00)					487,912.00	364,825.00	2,738,169.00
FUND EQUITIES:										
ACCOUNTS PAYABLE			-5,875,373.00						-3,137,204.00	-2,738,169.00
	SUBTOTAL 82	0100	-0-					2,772,379.00	-2,772,379.00	-0-
PUBLIC ENTERPRISE FUNDS										
FEDERAL HOME LOAN BANK BOARD										
REVOLVING FUND										
FUND RESOURCES:										
UNDISBURSED FUNDS	NO YEAR 82	4035	301,459.26			19 276,927,364.37		276,946,587.13		(282,236.50)
TRANSFER TO:										
GENERAL SERVICES ADMINISTRATION	NO YEAR 47 82	4035	407,089.19			9,539,000.00		9,672,960.98		(273,128.21)
AUTHORITY TO BORROW FROM THE TREASURY			4,752,512,295.05			-286,466,364.37				(4,466,045,930.68)
AUTHORITY TO BORROW FROM THE PUBLIC			10,055,000.00							(10,055,000.00)
	SUBTOTAL FY 1976		4,763,275,843.50					286,619,548.11		(4,476,656,295.39)
TRANSITION QUARTER										
UNDISBURSED FUNDS	NO YEAR 82	4035	(282,236.50)			20 -47,392,266.95		-47,947,722.49		837,692.04
TRANSFER TO:										
GENERAL SERVICES ADMINISTRATION	NO YEAR 47 82	4035	(273,128.21)			4,121,000.00		4,508,849.20		6-114,720.99
AUTHORITY TO BORROW FROM THE TREASURY			(4,466,045,930.68)			43,271,266.95			21 2,000,000,000.00	2,509,317,197.63
AUTHORITY TO BORROW FROM THE PUBLIC			(10,055,000.00)							10,055,000.00
	SUBTOTAL TRANSITION QUARTER		(4,476,656,295.39)					-43,438,873.29	2,000,000,000.00	2,520,095,168.68
ACCOUNTS RECEIVABLE			34,833,977.22						13,189,294.10	21,644,683.12
FUND EQUITIES:										
UNOBLIGATED BALANCE			-4,747,182,512.28						-2,265,773,572.77	22 -2,481,408,939.51
ACCOUNTS PAYABLE			-45,290,350.15						201,815.44	-45,492,165.59
UNDELIVERED ORDERS			-5,636,958.29						9,201,788.41	-14,838,746.70
	SUBTOTAL 82	4035	-0-					243,180,674.82	-243,180,674.82	-0-
FEDERAL SAVINGS AND LOAN INSURANCE CORPORATION FUND										
FUND RESOURCES:										
UNDISBURSED FUNDS	NO YEAR 82	4037	12,497.47			-367,753,000.00		-367,756,530.30		(16,027.77)
AUTHORITY TO BORROW FROM THE TREASURY			750,000,000.00							(750,000,000.00)
INVESTMENTS IN PUBLIC DEBT SECURITIES			3,599,854,000.00			367,753,000.00				(3,967,607,000.00)
INVESTMENTS IN AGENCY SECURITIES			141,976,700.00							(141,976,700.00)
	SUBTOTAL FY 1976		4,491,843,197.47					-367,756,530.30		(4,859,599,727.77)
TRANSITION QUARTER										
UNDISBURSED FUNDS	NO YEAR 82	4037	(16,027.77)			-135,230,000.00		-135,216,126.53		2,154.30
AUTHORITY TO BORROW FROM THE TREASURY			(750,000,000.00)							750,000,000.00
INVESTMENTS IN PUBLIC DEBT SECURITIES			(3,967,607,000.00)			135,230,000.00				4,102,837,000.00
INVESTMENTS IN AGENCY SECURITIES			(141,976,700.00)							141,976,700.00
	SUBTOTAL TRANSITION QUARTER		(4,859,599,727.77)					-135,216,126.53		4,994,815,854.30
ACCOUNTS RECEIVABLE			71,121,124.08						11,426,028.68	55,695,095.40
FUND EQUITIES:										
UNOBLIGATED BALANCE			-4,523,399,308.02						487,302,277.24	-5,010,701,585.26
ACCOUNTS PAYABLE			-39,564,826.38						4,243,558.67	-43,808,385.05
UNDELIVERED ORDERS			-187.15						792.24	-979.39
	SUBTOTAL 82	4037	-0-					-502,972,656.83	502,972,656.83	-0-
TOTAL, FEDERAL HOME LOAN BANK BOARD FY 1976								-78,852,515.19		
TOTAL, FEDERAL HOME LOAN BANK BOARD T.Q.								-178,167,087.82	257,019,603.01	

Appropriations, Outlays, and Balances - Continued

Appropriation or Fund Account		Account symbol			Balances beginning of fiscal year 1/	Appropriations and other obligational authority 2/	Transfers, borrowings, and investments (net) 3/	Outlays (net)	Balances withdrawn and other transactions 4/	Balances end of fiscal year 2/
Title	Period of availability	Dept. Reg.	Account No.	Sub. No.						
FEDERAL MARITIME COMMISSION										
GENERAL FUND ACCOUNTS										
SALARIES AND EXPENSES, FEDERAL MARITIME COMMISSION										
FUND RESOURCES:										
UNDISBURSED FUNDS	1976	65	0100		- - - - -	\$8,040,000.00	- - - - -	\$7,484,773.80	- - - - -	(\$555,226.20)
	1975				6367,906.93	- - - - -	- - - - -	319,822.33	- - - - -	(48,084.60)
	1974				136,148.93	- - - - -	- - - - -	9,083.50	- - - - -	(127,065.43)
	PRIOR YEARS				6,062.24	- - - - -	- - - - -	1,758.86	- - - - -	(4,303.38)
	SUBTOTAL FY 1976				510,118.10	8,040,000.00	- - - - -	7,815,438.49	- - - - -	(734,679.61)
TRANSITION QUARTER										
UNDISBURSED FUNDS	1976	65	0100		(555,226.20)	2,035,000.00	- - - - -	1,878,990.28	\$128,058.66	583,177.26
	1975				(48,084.60)	- - - - -	- - - - -	1,476.37	20,997.02	25,611.21
	1974				(127,065.43)	- - - - -	-80,204.08	15,847.00	31,014.35	- - - - -
	PRIOR YEARS				(4,303.38)	- - - - -	80,204.08	262.00	1,974.71	82,270.75
	SUBTOTAL TRANSITION QUARTER				(734,679.61)	2,035,000.00	- - - - -	1,896,575.65	182,044.74	691,059.22
ACCOUNTS RECEIVABLE										
FUND EQUITIES:										
ACCOUNTS PAYABLE					12,535.60	- - - - -	- - - - -	- - - - -	-11,314.46	23,850.06
UNDELIVERED ORDERS					-339,494.89	- - - - -	- - - - -	- - - - -	159,668.61	-499,163.50
					-183,158.81	- - - - -	- - - - -	- - - - -	32,586.97	-215,745.78
	SUBTOTAL 65	0100			-0-	10,075,000.00	- - - - -	9,712,014.14	362,985.86	-0-
DEDUCTIONS FOR OFFSETTING RECEIPTS 7/										
PROPRIETARY RECEIPTS FROM THE PUBLIC					- - - - -	-30,968.80	- - - - -	-30,968.80	- - - - -	- - - - -
TRANSITION QUARTER										
PROPRIETARY RECEIPTS FROM THE PUBLIC					- - - - -	-4,363.10	- - - - -	-4,363.10	- - - - -	- - - - -
TOTAL, FEDERAL MARITIME COMMISSION FY 1976 . . . . .					- - - - -	8,009,031.20	- - - - -	7,784,469.69	- - - - -	- - - - -
TOTAL, FEDERAL MARITIME COMMISSION T.Q. . . . .					- - - - -	2,030,636.90	- - - - -	1,892,212.55	362,985.86	- - - - -
FEDERAL MEDIATION AND CONCILIATION SERVICE										
GENERAL FUND ACCOUNTS										
SALARIES AND EXPENSES, FEDERAL MEDIATION AND CONCILIATION SERVICE										
FUND RESOURCES:										
UNDISBURSED FUNDS	NO YEAR	93	0100		261,208.34	- - - - -	- - - - -	73,936.29	- - - - -	(187,272.05)
	1976				- - - - -	18,332,000.00	- - - - -	16,685,807.34	- - - - -	(1,646,192.66)
	1975				1,445,811.57	- - - - -	- - - - -	1,141,015.79	- - - - -	(304,795.78)
	1974				25,186.88	- - - - -	- - - - -	7,992.66	- - - - -	(17,194.22)
	PRIOR YEARS				47,422.79	- - - - -	- - - - -	- - - - -	- - - - -	(47,422.79)
	SUBTOTAL FY 1976				1,779,629.58	18,332,000.00	- - - - -	17,908,752.08	- - - - -	(2,202,877.50)
TRANSITION QUARTER										
UNDISBURSED FUNDS	NO YEAR	93	0100		(187,272.05)	- - - - -	- - - - -	10,218.33	- - - - -	177,053.72
	1976				(1,646,192.66)	4,626,000.00	- - - - -	4,242,105.31	10,834.93	2,019,252.42
	1975				(304,795.78)	- - - - -	- - - - -	83,215.58	116,693.46	104,886.74
	1974				(17,194.22)	- - - - -	-11,023.25	- - - - -	6,170.97	- - - - -
	PRIOR YEARS				(47,422.79)	- - - - -	11,023.25	- - - - -	1,719.93	56,726.11
	SUBTOTAL TRANSITION QUARTER				(2,202,877.50)	4,626,000.00	- - - - -	4,335,539.22	135,419.29	2,357,918.99
ACCOUNTS RECEIVABLE										
FUND EQUITIES:										
ACCOUNTS PAYABLE					58,313.77	- - - - -	- - - - -	- - - - -	-5,229.49	63,543.26
UNDELIVERED ORDERS					-1,086,651.22	- - - - -	- - - - -	- - - - -	733,756.44	-1,820,407.66
					-751,292.13	- - - - -	- - - - -	- - - - -	-150,237.54	-601,054.59
	SUBTOTAL 93	0100			-0-	22,958,000.00	- - - - -	22,244,291.30	713,708.70	-0-

DEDUCTIONS FOR OFFSETTING RECEIPTS<sup>7</sup>

PROPRIETARY RECEIPTS FROM THE PUBLIC				-785.27				-785.27		
TRANSITION QUARTER PROPRIETARY RECEIPTS FROM THE PUBLIC				-200.71				-200.71		
TOTAL, FEDERAL MEDIATION AND CONCILIATION SERVICE FY 1976 . . . . .				18,331,214.73				17,907,966.81		
TOTAL, FEDERAL MEDIATION AND CONCILIATION SERVICE T.Q. . . . .				4,625,799.29				4,335,338.51	713,708.70	
FEDERAL METAL AND NONMETALLIC MINE SAFETY BOARD OF REVIEW										
GENERAL FUND ACCOUNTS										
SALARIES AND EXPENSES, FEDERAL METAL AND NONMETALLIC MINE SAFETY BOARD OF REVIEW										
FUND RESOURCES:										
UNDISBURSED FUNDS		1975 53	0100	2,461.85				4,517.02		(-2,055.17)
		SUBTOTAL FY 1976		2,461.85				4,517.02		(-2,055.17)
TRANSITION QUARTER UNDISBURSED FUNDS		1975 53	0100	(-2,055.17)					-2,055.17	
		SUBTOTAL TRANSITION QUARTER		(-2,055.17)					-2,055.17	
FUND EQUITIES:										
ACCOUNTS PAYABLE				-2,456.85					-2,456.85	
UNDELIVERED ORDERS				-5.00					-5.00	
		SUBTOTAL 53	0100	-0-				4,517.02	-4,517.02	-0-
TOTAL, FEDERAL METAL AND NONMETALLIC MINE SAFETY BOARD OF REVIEW FY 1976 . . . . .								4,517.02		
TOTAL, FEDERAL METAL AND NONMETALLIC MINE SAFETY BOARD OF REVIEW T.Q. . . . .									-4,517.02	
FEDERAL POWER COMMISSION										
GENERAL FUND ACCOUNTS										
SALARIES AND EXPENSES, FEDERAL POWER COMMISSION										
FUND RESOURCES:										
UNDISBURSED FUNDS		1976 26	0100		36,560,000.00			32,793,945.68		(3,766,054.32)
		1975		2,929,401.79				2,758,358.40		(171,043.39)
		1974		243,897.61				54,916.76		(188,980.85)
		PRIOR YEARS		94,204.27				28,117.35		(66,086.92)
		SUBTOTAL FY 1976		3,267,503.67	36,560,000.00			35,635,338.19		(4,192,165.48)
TRANSITION QUARTER UNDISBURSED FUNDS		1976 26	0100	(3,766,054.32)	8,888,000.00			8,510,553.52	457,479.57	3,686,021.23
		1975		(171,043.39)				9,839.29	113,700.19	47,503.91
		1974		(188,980.85)				24.40	151,363.05	
		PRIOR YEARS		(66,086.92)				37,593.40	-22,481.30	104,279.62
		SUBTOTAL TRANSITION QUARTER		(4,192,165.48)	8,888,000.00			8,542,299.21	700,061.51	3,837,804.76
ACCOUNTS RECEIVABLE				25,138.31					-59,397.94	84,536.25
FUND EQUITIES:										
ACCOUNTS PAYABLE				-2,480,764.74					329,630.06	-2,810,354.80
UNDELIVERED ORDERS				-811,877.24					300,068.97	-1,111,946.21
		SUBTOTAL 26	0100	-0-	45,448,000.00			44,177,637.40	1,270,362.60	-0-
SPECIAL FUND ACCOUNTS										
PAYMENTS TO STATES UNDER FEDERAL POWER ACT (PERMANENT APPROPRIATION)										
FUND RESOURCES:										
UNDISBURSED FUNDS		NO YEAR 26	5105	83,708.74	107,082.51			83,708.74		(107,082.51)
		SUBTOTAL FY 1976		83,708.74	107,082.51			83,708.74		(107,082.51)
TRANSITION QUARTER UNDISBURSED FUNDS		NO YEAR 26	5105	(107,082.51)				107,082.51		
		SUBTOTAL TRANSITION QUARTER		(107,082.51)				107,082.51		
FUND EQUITIES:										
ACCOUNTS PAYABLE				-83,708.74					-83,708.74	
		SUBTOTAL 26	5105	-0-	107,082.51			190,791.25	-83,708.74	-0-

FOOTNOTES AT END OF CHAPTER

Appropriations, Outlays, and Balances - Continued

Appropriation or Fund Account		Account symbol			Balances beginning of fiscal year 1/	Appropriations and other obligational authority 2/	Transfers, borrowings, and investments (net) 3/	Outlays (net)	Balances withdrawn and other transactions 4/	Balances end of fiscal year 5/
Title	Period of availability	Dept. Reg.	Account No.	Sub No.						
FEDERAL POWER COMMISSION-CONTINUED										
DEDUCTIONS FOR OFFSETTING RECEIPTS <sup>7</sup>										
PROPRIETARY RECEIPTS FROM THE PUBLIC					---	-\$14,989.91	---	-\$14,989.91	---	---
TRANSITION QUARTER PROPRIETARY RECEIPTS FROM THE PUBLIC					---	-9,926.81	---	-9,926.81	---	---
TOTAL, FEDERAL POWER COMMISSION FY 1976 . . . . .					---	36,652,092.60	---	35,704,057.02	---	---
TOTAL, FEDERAL POWER COMMISSION T.Q. . . . .					---	8,878,073.19	---	8,639,454.91	\$1,186,653.86	---
FEDERAL TRADE COMMISSION										
GENERAL FUND ACCOUNTS										
SALARIES AND EXPENSES, FEDERAL TRADE COMMISSION										
FUND RESOURCES:										
UNDISBURSED FUNDS	1976 29	0100			---	47,199,000.00	---	41,525,304.59	---	(\$5,673,695.41)
	1975				\$2,882,105.30	---	---	2,299,665.22	---	(582,440.08)
	1974				268,728.46	---	---	103,112.48	---	(165,615.98)
	PRIOR YEARS				75,387.61	---	---	31,886.06	---	(43,501.55)
	SUBTOTAL FY 1976				3,226,221.37	47,199,000.00	---	43,959,968.35	---	(6,465,253.02)
TRANSITION QUARTER UNDISBURSED FUNDS	1976 29	0100			(5,673,695.41)	12,543,000.00	---	11,072,294.23	143,339.73	7,001,061.45
	1975				(582,440.08)	---	---	27,565.18	334,536.15	220,338.75
	1974				(165,615.98)	---	-\$101,915.73	39,762.62	23,937.63	---
	PRIOR YEARS				(43,501.55)	---	101,915.73	---	36,119.18	109,258.10
	SUBTOTAL TRANSITION QUARTER				(6,465,253.02)	12,543,000.00	---	11,139,622.03	537,932.69	7,330,698.30
FUND EQUITIES:										
ACCOUNTS PAYABLE					-1,083,640.98	---	---	---	1,097,176.97	-2,180,817.95
UNDELIVERED ORDERS					-2,142,580.39	---	---	---	3,007,299.96	-5,145,880.35
	SUBTOTAL 29	0100			-0-	59,742,000.00	---	55,099,590.38	4,642,409.62	-0-
DEDUCTIONS FOR OFFSETTING RECEIPTS <sup>7</sup>										
PROPRIETARY RECEIPTS FROM THE PUBLIC					---	-230,818.67	---	-230,818.67	---	---
TRANSITION QUARTER PROPRIETARY RECEIPTS FROM THE PUBLIC					---	-22,402.61	---	-22,402.61	---	---
TOTAL, FEDERAL TRADE COMMISSION FY 1976 . . . . .					---	46,968,181.33	---	43,729,149.68	---	---
TOTAL, FEDERAL TRADE COMMISSION T.Q. . . . .					---	12,520,597.39	---	11,117,219.42	4,642,409.62	---
FOREIGN CLAIMS SETTLEMENT COMMISSION										
GENERAL FUND ACCOUNTS										
SALARIES AND EXPENSES, FOREIGN CLAIMS SETTLEMENT COMMISSION										
FUND RESOURCES:										
UNDISBURSED FUNDS	1976 79	0100			---	1,400,000.00	---	1,044,932.96	---	(355,067.04)
	1975				242,982.24	---	---	217,489.49	---	(25,492.75)
	1974				19,211.56	---	---	1,884.79	---	(17,326.77)
	1971				-16,299.50	---	---	-16,584.50	---	(285.00)
	PRIOR YEARS				630.10	---	---	16,806.25	---	(-16,176.15)
	SUBTOTAL FY 1976				246,524.40	1,400,000.00	---	1,264,528.99	---	(381,995.41)
TRANSITION QUARTER UNDISBURSED FUNDS	1976 79	0100			(355,067.04)	375,000.00	---	280,561.90	211,557.01	237,948.13
	1975				(25,492.75)	---	---	5,848.00	-9,574.20	29,218.95
	1974				(17,326.77)	---	---	---	17,326.77	---
	1971				(285.00)	---	---	---	285.00	---
	PRIOR YEARS				(-16,176.15)	---	---	---	-16,176.15	---
	SUBTOTAL TRANSITION QUARTER				(381,995.41)	375,000.00	---	286,409.90	203,418.43	267,167.08
ACCOUNTS RECEIVABLE					16,584.50	---	---	---	16,584.50	---

FUND EQUITIES:								
UNOBLIGATED BALANCE			-285.00					-285.00
ACCOUNTS PAYABLE			-246,226.54					-9,550.21
UNDELIVERED ORDERS			-16,597.36					13,893.39
			-0-					224,061.11
PAYMENT OF VIETNAM AND U.S.S. PUEBLO PRISONER OF WAR CLAIMS, FOREIGN CLAIMS SETTLEMENT COMMISSION	SUBTOTAL 79	0100		1,775,000.00		1,550,938.89		-236,676.33
FUND RESOURCES:								-30,490.75
UNDISBURSED FUNDS	NO YEAR 79	0104	11,410,595.50					-0-
	SUBTOTAL FY 1976		11,410,595.50			34,439.00		(11,376,156.50)
TRANSITION QUARTER UNDISBURSED FUNDS	NO YEAR 79	0104	(11,376,156.50)			34,439.00		(11,376,156.50)
	SUBTOTAL TRANSITION QUARTER		(11,376,156.50)			142,788.00		11,233,368.50
FUND EQUITIES:								11,233,368.50
UNOBLIGATED BALANCE	SUBTOTAL 79	0104	-11,410,595.50			-0-		-177,227.00
			-0-			177,227.00		-177,227.00
TOTAL, FOREIGN CLAIMS SETTLEMENT COMMISSION FY 1976 . . . . .				1,400,000.00		1,298,967.99		
TOTAL, FOREIGN CLAIMS SETTLEMENT COMMISSION T.Q. . . . .				375,000.00		429,197.90	46,834.11	
HISTORICAL AND MEMORIAL COMMISSIONS								
HARRY S. TRUMAN SCHOLARSHIP FOUNDATION								
GENERAL FUND ACCOUNTS								
PAYMENT TO THE HARRY S. TRUMAN MEMORIAL SCHOLARSHIP TRUST FUND, HARRY S. TRUMAN SCHOLARSHIP FOUNDATION								
FUND RESOURCES:								
UNDISBURSED FUNDS	NO YEAR 95	0900		10,000,000.00		10,000,000.00		
TRUST FUND ACCOUNTS								
HARRY S. TRUMAN MEMORIAL SCHOLARSHIP TRUST REVOLVING FUND, HARRY S. TRUMAN SCHOLARSHIP FOUNDATION								
FUND RESOURCES:								
UNDISBURSED FUNDS	NO YEAR 95	8490			23-10,585,000.00	-10,586,575.89		(1,575.89)
TRANSFER TO:								
GENERAL SERVICE ADMINISTRATION	NO YEAR 48 95	8490			50,000.00	20,321.34		(29,678.66)
INVESTMENTS IN PUBLIC DEBT SECURITIES					10,535,000.00			(10,535,000.00)
	SUBTOTAL FY 1976					-10,566,254.55		(10,566,254.55)
TRANSITION QUARTER UNDISBURSED FUNDS	NO YEAR 95	8490	(1,575.89)		24,437,000.00	434,111.86		4,464.03
TRANSFER TO:								
GENERAL SERVICE ADMINISTRATION	NO YEAR 48 95	8490	(29,678.66)		50,000.00	33,233.37		46,445.29
INVESTMENTS IN PUBLIC DEBT SECURITIES			(10,535,000.00)		-487,000.00			10,048,000.00
	SUBTOTAL TRANSITION QUARTER		(10,566,254.55)			467,345.23		10,098,909.32
FUND EQUITIES:								
UNOBLIGATED BALANCE							10,078,365.99	-10,078,365.99
ACCOUNTS PAYABLE							12,558.88	-12,558.88
UNDELIVERED ORDERS							7,984.45	-7,984.45
	SUBTOTAL 95	8490	-0-			-10,098,909.32	10,098,909.32	-0-
TOTAL, HARRY S. TRUMAN SCHOLARSHIP FOUNDATION FY 1976 . . . . .				10,000,000.00		-566,254.55		
TOTAL, HARRY S. TRUMAN SCHOLARSHIP FOUNDATION T.Q. . . . .						467,345.23	10,098,909.32	

Appropriations, Outlays, and Balances - Continued

Appropriation or Fund Account		Account symbol			Balances beginning of fiscal year 1/	Appropriations and other obligational authority 2/	Transfers, borrowings, and investments (net) 3/	Outlays (net)	Balances withdrawn and other transactions 4/	Balances end of fiscal year 2/
Title	Period of availability	Dept. Reg	Account No. Tr From	Sub. No.						
HISTORICAL AND MEMORIAL COMMISSIONS CONTINUED										
JAPAN-UNITED STATES FRIENDSHIP COMMISSION										
GENERAL FUND ACCOUNTS										
JAPAN-UNITED STATES FRIENDSHIP COMMISSION										
FUND RESOURCES:										
UNDISBURSED FUNDS	NO YEAR 95		0800		---	\$18,000,000.00	---	\$17,928,304.84	---	(\$71,695.16)
	SUBTOTAL FY 1976				---	18,000,000.00	---	17,928,304.84	---	(71,695.16)
TRANSITION QUARTER UNDISBURSED FUNDS	NO YEAR 95		0800		(\$71,695.16)	---	---	---	---	71,695.16
	SUBTOTAL TRANSITION QUARTER				(71,695.16)	---	---	---	---	71,695.16
FUND EQUITIES:										
UNOBLIGATED BALANCE					---	---	---	---	\$71,695.16	25-71,695.16
	SUBTOTAL 95		0800		-0-	18,000,000.00	---	17,928,304.84	71,695.16	-0-
TRUST FUND ACCOUNTS										
JAPAN-UNITED STATES FRIENDSHIP TRUST FUND, JAPAN-UNITED STATES FRIENDSHIP COMMISSION TRUST FUND										
FUND RESOURCES:										
UNDISBURSED FUNDS	NO YEAR 95		8025		---	18,676,346.00	-\$18,675,000.00	---	---	(1,346.00)
INVESTMENTS IN PUBLIC DEBT SECURITIES					---	---	18,675,000.00	---	---	(18,675,000.00)
	SUBTOTAL FY 1976				---	18,676,346.00	---	---	---	(18,676,346.00)
TRANSITION QUARTER UNDISBURSED FUNDS	NO YEAR 95		8025		(1,346.00)	264,074.07	-210,000.00	-58,204.21	---	113,624.28
INVESTMENTS IN PUBLIC DEBT SECURITIES					(18,675,000.00)	---	210,000.00	---	---	18,885,000.00
	SUBTOTAL TRANSITION QUARTER				(18,676,346.00)	264,074.07	---	-58,204.21	---	18,998,624.28
FUND EQUITIES:										
UNOBLIGATED BALANCE					---	---	---	---	18,970,729.17	-18,970,729.17
ACCOUNTS PAYABLE					---	---	---	---	6,795.13	-6,795.13
UNDELIVERED ORDERS					---	---	---	---	21,099.98	-21,099.98
	SubTOTAL 95		8025		-0-	18,940,420.07	---	-58,204.21	18,998,624.28	-0-
DEDUCTIONS FOR OFF-SETTING RECEIPTS <sup>7</sup>										
					---	---	---	---	---	---
INTRABUDGETARY TRANSACTIONS					---	-17,923,428.68	---	-17,923,428.68	---	---
TOTAL, JAPAN-UNITED STATES FRIENDSHIP COMMISSION FY 1976										
					---	18,752,917.32	---	4,876.16	---	---
TOTAL, JAPAN-UNITED STATES FRIENDSHIP COMMISSION T.O.										
					---	264,074.07	---	-58,204.21	19,070,319.44	---
AMERICAN REVOLUTION BICENTENNIAL ADMINISTRATION										
GENERAL FUND ACCOUNTS										
SALARIES AND EXPENSES, AMERICAN REVOLUTION BICENTENNIAL ADMINISTRATION										
FUND RESOURCES:										
UNDISBURSED FUNDS	1974-77 76		1900		9,726,149.23	---	---	6,935,467.15	---	(2,790,682.08)
	1976				---	9,462,000.00	---	7,913,031.33	---	(1,548,968.67)
	1975				2,641,116.85	---	---	2,232,245.24	---	(408,871.61)
	1974				1,349,627.98	---	---	1,217,880.84	---	(131,747.14)
	PRIOR YEARS				---	---	---	2,450.00	---	(-2,450.00)
	SUBTOTAL FY 1976				13,716,894.06	9,462,000.00	---	18,301,074.56	---	(4,877,819.50)
TRANSITION QUARTER UNDISBURSED FUNDS	1974-77 76		1900		(2,790,682.08)	---	---	1,985,310.31	---	805,371.77
	1976				(1,548,968.67)	1,743,000.00	---	2,105,287.12	261,763.30	924,918.25
	1975				(408,871.61)	---	---	44,622.88	17,310.63	346,938.10
	1974				(131,747.14)	---	---	-639,269.28	-328,477.58	---
	PRIOR YEARS				(-2,450.00)	---	---	-2,450.00	---	1,099,494.00
	SUBTOTAL TRANSITION QUARTER				(4,877,819.50)	1,743,000.00	---	3,495,951.03	-51,853.65	3,176,722.12
ACCOUNTS RECEIVABLE					245,390.06	---	---	---	224,341.73	21,048.33
FUND EQUITIES:										
UNOBLIGATED BALANCE					-8,432,532.74	---	---	---	-8,180,778.27	-251,754.47
ACCOUNTS PAYABLE					-412,621.63	---	---	---	-118,584.57	-294,037.06
UNDELIVERED ORDERS					-5,117,129.75	---	---	---	-2,465,150.83	-2,651,578.92
	SUBTOTAL 76		1900		-0-	11,205,000.00	---	21,797,025.59	-10,572,025.59	-0-

SPECIAL FUND ACCOUNTS

COMMEMORATIVE ACTIVITIES FUND, AMERICAN  
REVOLUTION BICENTENNIAL ADMINISTRATION  
FUND RESOURCES:

UNDISBURSED FUNDS	NO YEAR 76	5077	5,690,843.11	18,148,986.65	-250,000.00	12,905,258.74	-	(10,684,571.02)
TRANSFER TO:								
HOUSING AND URBAN DEVELOPMENT	NO YEAR 86	76 5077	210,000.00	-	-	286,680.13	-	(173,319.87)
	SUBTOTAL	FY 1976	5,900,843.11	18,148,986.65	250,000.00	13,191,938.87	-	(10,857,890.89)
TRANSITION QUARTER								
UNDISBURSED FUNDS	NO YEAR 76	5077	(10,684,571.02)	7,996,433.69	-	9,812,881.08	-	8,868,123.63
TRANSFER TO:								
HOUSING AND URBAN DEVELOPMENT	NO YEAR 86	76 5077	(173,319.87)	-	-	109,475.71	-	63,844.16
	SUBTOTAL	TRANSITION QUARTER	(10,857,890.89)	7,996,433.69	-	9,922,356.79	-	8,931,967.79
FUND EQUITIES:			307,000.00	-	-	-	277,123.94	29,876.06
UNOBLIGATED BALANCE			-3,734,116.44	-	-	-	-	-
ACCOUNTS PAYABLE			-1,700.00	-	-	-	1,602,668.56	-5,336,785.00
UNDELIVERED ORDERS			-2,472,026.67	-	-	-	56,197.23	-57,897.23
	SUBTOTAL	76 5077	-0-	26,145,420.34	-	23,114,295.66	1,095,134.95	-3,567,161.62
							3,031,124.68	-0-

TRUST FUND ACCOUNTS

DONATIONS, AMERICAN REVOLUTION  
BICENTENNIAL ADMINISTRATION  
FUND RESOURCES:

UNDISBURSED FUNDS	NO YEAR 76	8091	5,300.00	5,762.60	-	3,496.39	-	(7,566.21)
	SUBTOTAL	FY 1976	5,300.00	5,762.60	-	3,496.39	-	(7,566.21)
TRANSITION QUARTER								
UNDISBURSED FUNDS	NO YEAR 76	8091	(7,566.21)	-	-	7,303.35	-	262.86
	SUBTOTAL	TRANSITION QUARTER	(7,566.21)	-	-	7,303.35	-	262.86
FUND EQUITIES:			-	-	-	-	-1,517.10	1,517.10
UNOBLIGATED BALANCE			-5,290.00	-	-	-	-4,519.40	-770.60
ACCOUNTS PAYABLE			-10.00	-	-	-	-10.00	-
UNDELIVERED ORDERS			-	-	-	-	1,009.36	-1,009.36
	SUBTOTAL	76 8091	-0-	5,762.60	-	10,799.74	-5,037.14	-0-
DEDUCTIONS FOR OFFSETTING RECEIPTS <sup>7</sup>								
PROPRIETARY RECEIPTS FROM THE PUBLIC				-18,161,253.63	-	-18,161,253.63	-	-
TRANSITION QUARTER								
PROPRIETARY RECEIPTS FROM THE PUBLIC				-7,999,047.01	-	-7,999,047.01	-	-

TOTAL, AMERICAN REVOLUTION  
BICENTENNIAL  
ADMINISTRATION FY 1976 . . . . .

			9,455,495.62	-	-	13,335,256.19	-	-
--	--	--	--------------	---	---	---------------	---	---

TOTAL, AMERICAN REVOLUTION  
BICENTENNIAL  
ADMINISTRATION T.Q. . . . .

			1,740,386.68	-	-	5,426,564.16	-7,565,938.05	-
--	--	--	--------------	---	---	--------------	---------------	---

OTHER HISTORICAL AND MEMORIAL  
AGENCIES

GENERAL FUND ACCOUNTS

SALARIES AND EXPENSES, FRANKLIN  
DELANO ROOSEVELT MEMORIAL  
COMMISSION

FUND RESOURCES:								
UNDISBURSED FUNDS	NO YEAR 76	0700	33,338.97	-	-	14,062.31	-	(19,276.66)
	SUBTOTAL	FY 1976	33,338.97	-	-	14,062.31	-	(19,276.66)
TRANSITION QUARTER								
UNDISBURSED FUNDS	NO YEAR 76	0700	(19,276.66)	6,000.00	-	3,456.91	-	21,819.75
	SUBTOTAL	TRANSITION QUARTER	(19,276.66)	6,000.00	-	3,456.91	-	21,819.75
FUND EQUITIES:								
UNOBLIGATED BALANCE			-25,331.17	-	-	-	-8,761.42	-16,569.75
UNDELIVERED ORDERS			-8,007.80	-	-	-	-2,757.80	-5,250.00
	SUBTOTAL	76 0700	-0-	6,000.00	-	17,519.22	-11,519.22	-0-

SALARIES AND EXPENSES, CIVIL WAR  
CENTENNIAL COMMISSION

FUND RESOURCES:								
UNDISBURSED FUNDS	PRIOR YEARS 76	0900	5,715.34	-	-	-	-	(5,715.34)
	SUBTOTAL	FY 1976	5,715.34	-	-	-	-	(5,715.34)
TRANSITION QUARTER								
UNDISBURSED FUNDS	PRIOR YEARS 76	0900	(5,715.34)	-	-	-	-	5,715.34
	SUBTOTAL	TRANSITION QUARTER	(5,715.34)	-	-	-	-	5,715.34
FUND EQUITIES:								
UNDELIVERED ORDERS			-5,715.34	-	-	-	-	-5,715.34
	SUBTOTAL	76 0900	-0-	-	-	-	-	-0-

FOOTNOTES AT END OF CHAPTER



Appropriations, Outlays, and Balances - Continued

Appropriation or Fund Account		Account symbol			Balances beginning of fiscal year 1/	Appropriations and other obligational authority 2/	Transfers, borrowings, and investments (net) 3/	Outlays (net)	Balances withdrawn and other transactions 4/	Balances end of fiscal year 5/
Title	Period of availability	Dept. Reg	Account No.	Sub. No.						
HISTORICAL AND MEMORIAL COMMISSIONS CONTINUED										
OTHER HISTORICAL AND MEMORIAL AGENCIES-CONTINUED										
GENERAL FUND ACCOUNTS-CONTINUED										
JAMES MADISON MEMORIAL COMMISSION										
FUND RESOURCES:										
UNDISBURSED FUNDS	NO YEAR 76		1300		\$6,521.25	- - - - -	- - - - -	- - - - -	\$6,521.25	- - - - -
	SUBTOTAL FY 1976				6,521.25	- - - - -	- - - - -	- - - - -	6,521.25	- - - - -
FUND EQUITIES:										
UNOBLIGATED BALANCE					-6,521.25	- - - - -	- - - - -	- - - - -	-6,521.25	- - - - -
	SUBTOTAL 76		1300		-0-	- - - - -	- - - - -	- - - - -	-0-	- - - - -
SALARIES AND EXPENSES, NATIONAL PARKS CENTENNIAL COMMISSION										
FUND RESOURCES:										
UNDISBURSED FUNDS	NO YEAR 76		2000		773.47	- - - - -	- - - - -	- - - - -	- - - - -	(\$773.47)
	SUBTOTAL FY 1976				773.47	- - - - -	- - - - -	- - - - -	- - - - -	(773.47)
TRANSITION QUARTER										
UNDISBURSED FUNDS	NO YEAR 76		2000		(773.47)	- - - - -	- - - - -	- - - - -	773.47	- - - - -
	SUBTOTAL TRANSITION QUARTER				(773.47)	- - - - -	- - - - -	- - - - -	773.47	- - - - -
FUND EQUITIES:										
UNOBLIGATED BALANCE					-773.47	- - - - -	- - - - -	- - - - -	-773.47	- - - - -
	SUBTOTAL 76		2000		-0-	- - - - -	- - - - -	- - - - -	-0-	- - - - -
TRUST FUND ACCOUNTS										
CIVIL WAR CENTENNIAL COMMISSION, DONATIONS										
FUND RESOURCES:										
UNDISBURSED FUNDS	NO YEAR 76		8082		738.00	- - - - -	- - - - -	- - - - -	- - - - -	(738.00)
	SUBTOTAL FY 1976				738.00	- - - - -	- - - - -	- - - - -	- - - - -	(738.00)
TRANSITION QUARTER										
UNDISBURSED FUNDS	NO YEAR 76		8082		(738.00)	- - - - -	- - - - -	- - - - -	- - - - -	738.00
	SUBTOTAL TRANSITION QUARTER				(738.00)	- - - - -	- - - - -	- - - - -	- - - - -	738.00
FUND EQUITIES:										
UNOBLIGATED BALANCE					-738.00	- - - - -	- - - - -	- - - - -	- - - - -	-738.00
	SUBTOTAL 76		8082		-0-	- - - - -	- - - - -	- - - - -	-0-	- - - - -
TOTAL, OTHER HISTORICAL AND MEMORIAL AGENCIES FY 1976 . . . . .					- - - - -	- - - - -	- - - - -	\$14,062.31	6,521.25	- - - - -
TOTAL, OTHER HISTORICAL AND MEMORIAL AGENCIES T.Q. . . . .					- - - - -	\$6,000.00	- - - - -	3,456.91	-18,040.47	- - - - -
TOTAL, HISTORICAL AND MEMORIAL COMMISSIONS FY 1976 . . . . .					- - - - -	38,208,412.94	- - - - -	12,787,940.11	6,521.25	- - - - -
TOTAL, HISTORICAL AND MEMORIAL COMMISSIONS T.Q. . . . .					- - - - -	2,010,460.75	- - - - -	5,839,162.09	21,585,250.24	- - - - -
INDIAN CLAIMS COMMISSION										
GENERAL FUND ACCOUNTS										
SALARIES AND EXPENSES, INDIAN CLAIMS COMMISSION										
FUND RESOURCES:										
UNDISBURSED FUNDS	1976 95		0100		- - - - -	1,411,000.00	- - - - -	1,298,294.19	- - - - -	(112,705.81)
	1975				63,928.87	- - - - -	- - - - -	38,600.34	- - - - -	(25,328.53)
	1974				8,539.09	- - - - -	- - - - -	1,433.08	- - - - -	(7,106.01)
	SUBTOTAL FY 1976				72,467.96	1,411,000.00	- - - - -	1,338,327.61	- - - - -	(145,140.35)
TRANSITION QUARTER										
UNDISBURSED FUNDS	1976 95		0100		(112,705.81)	366,000.00	- - - - -	331,159.38	46,758.98	100,787.45
	1975				(25,328.53)	- - - - -	- - - - -	400.57	1,675.43	23,252.53
	1974				(7,106.01)	- - - - -	- - - - -	- - - - -	7,106.01	- - - - -
	SUBTOTAL TRANSITION QUARTER				(145,140.35)	366,000.00	- - - - -	331,559.95	55,540.42	124,039.98

FUND EQUITIES:									
ACCOUNTS PAYABLE			-61,813.32					51,210.52	-113,023.84
UNDELIVERED ORDERS			-10,654.64					361.50	-11,016.14
			-0-					107,112.44	-C-
DEDUCTIONS FOR OFFSETTING RECEIPTS <sup>7</sup>				1,777,000.00			1,669,887.56		
PROPRIETARY RECEIPTS FROM THE PUBLIC									
TRANSITION QUARTER PROPRIETARY RECEIPTS FROM THE PUBLIC									
TOTAL, INDIAN CLAIMS COMMISSION FY 1976				1,410,952.96			1,338,280.57		
TOTAL, INDIAN CLAIMS COMMISSION T.Q.				365,989.80			331,549.75	107,112.44	
INTERGOVERNMENTAL AGENCIES									
ADVISORY COMMISSION ON INTERGOVERNMENTAL RELATIONS									
GENERAL FUND ACCOUNTS									
SALARIES AND EXPENSES, ADVISORY COMMISSION ON INTERGOVERNMENTAL RELATIONS									
FUND RESOURCES:									
UNDISBURSED FUNDS	1976 55	0100		1,200,000.00			1,029,695.58		(170,304.42)
	1975		173,024.34				73,781.71		(99,242.63)
	1974		9,620.94				1,130.00		(8,490.54)
	1974		182,645.28	1,200,000.00			1,104,607.29		(278,037.99)
TRANSITION QUARTER UNDISBURSED FUNDS	1976 55	0100	(170,304.42)	306,000.00			335,809.04	9,478.66	131,016.72
	1975		(99,242.63)				7,421.05	62,010.02	29,811.56
	1974		(8,490.94)				8,458.14	32.80	
	1974		(278,037.99)	306,000.00			351,688.23	71,521.48	160,828.28
ACCOUNTS RECEIVABLE			18,000.00					18,000.00	
FUND EQUITIES:									
ACCOUNTS PAYABLE			-17,059.91					-3,402.41	-13,657.50
UNDELIVERED ORDERS			-183,585.37					-36,414.59	-147,170.78
			-0-	1,506,000.00			1,456,295.52	49,704.48	-0-
FULL DEPOSIT INSURANCE STUDY, ADVISORY COMMISSION ON INTERGOVERNMENTAL RELATIONS									
FUND RESOURCES:									
UNDISBURSED FUNDS	1975 55	0102	87,000.00				59,915.98		(27,084.02)
	1976		87,000.00				59,915.98		(27,084.02)
TRANSITION QUARTER UNDISBURSED FUNDS	1975 55	0102	(27,084.02)				19,567.66		7,516.36
	1976		(27,084.02)				19,567.66		7,516.36
FUND EQUITIES:									
ACCOUNTS PAYABLE			-18,000.00					-18,000.00	
UNDELIVERED ORDERS			-69,000.00					-61,483.64	-7,516.36
			-0-				79,483.64	-79,483.64	-0-
INTRAGOVERNMENTAL FUNDS									
CONSOLIDATED WORKING FUND, ADVISORY COMMISSION ON INTERGOVERNMENTAL RELATIONS									
FUND RESOURCES:									
UNDISBURSED FUNDS	NO YEAR 55	3900	402,445.07				315,331.63		(87,113.44)
	1976		402,445.07				315,331.63		(87,113.44)
TRANSITION QUARTER UNDISBURSED FUNDS	NO YEAR 55	3900	(87,113.44)				-45,988.76		133,102.20
	1976		(87,113.44)				-45,988.76		133,102.20
FUND EQUITIES:									
UNOBLIGATED BALANCE			-293,211.67					-213,273.93	-79,937.74
ACCOUNTS PAYABLE			-4,690.58					-4,690.58	
UNDELIVERED ORDERS			-104,542.82					-51,378.36	-53,164.46
			-0-				269,342.87	-269,342.87	-0-

Appropriations, Outlays, and Balances - Continued

Appropriation or Fund Account		Account symbol			Balances beginning of fiscal year 1/	Appropriations and other obligational authority 2/	Transfers, borrowings, and investments (net) 3/	Outlays (net)	Balances withdrawn and other transactions 4/	Balances end of fiscal year 5/
Title	Period of availability	Dept. Reg.	Account No.	Sub. No.						
INTERGOVERNMENTAL AGENCIES-CONTINUED										
ADVISORY COMMISSION ON INTERGOVERNMENTAL RELATIONS-CONTINUED										
TRUST FUND ACCOUNTS										
CONTRIBUTIONS, ADVISORY COMMISSION ON INTERGOVERNMENTAL RELATIONS										
FUND RESOURCES:										
UNDISBURSED FUNDS	NO YEAR 55		8155		\$25,780.74	\$35,416.00	-	\$39,778.00	-	(\$21,418.74)
	FY 1976				25,780.74	35,416.00	-	39,778.00	-	(21,418.74)
TRANSITION QUARTER UNDISBURSED FUNDS	NO YEAR 55		8155		(21,418.74)	-	-	-9,770.00	-	31,188.74
					(21,418.74)	-	-	-9,770.00	-	31,188.74
					600.00	-	-	-	\$600.00	-
ACCOUNTS RECEIVABLE					-9,181.63	-	-	-	22,007.11	-31,188.74
FUND EQUITIES:										
UNOBLIGATED BALANCE					-17,199.11	-	-	-	-17,199.11	-
UNDELIVERED ORDERS					-0-	35,416.00	-	30,008.00	5,408.00	-0-
	SUBTOTAL 55		8155							
TOTAL, ADVISORY COMMISSION ON INTERGOVERNMENTAL RELATIONS FY 1976					-	1,235,416.00	-	1,519,632.90	-	-
TOTAL, ADVISORY COMMISSION ON INTERGOVERNMENTAL RELATIONS T.Q.					-	306,000.00	-	315,497.13	-293,714.03	-
APPALACHIAN REGIONAL COMMISSION										
GENERAL FUND ACCOUNTS										
SALARIES AND EXPENSES, APPALACHIAN REGIONAL COMMISSION										
FUND RESOURCES:										
UNDISBURSED FUNDS	1976 46		0200		-	1,870,000.00	-	1,834,718.88	-	(35,281.12)
	1975				20,569.70	-	-	20,565.41	-	(4.29)
	1974				28.29	-	-	-	-	(28.29)
	PRIOR YEARS				.70	-	-	-	-	(.70)
	SUBTOTAL FY 1976				20,598.69	1,870,000.00	-	1,855,284.29	-	(35,314.40)
TRANSITION QUARTER UNDISBURSED FUNDS	1976 46		0200		(35,281.12)	495,000.00	-	489,842.28	22,294.00	18,144.84
	1975				(4.29)	-	-	-	4.29	-
	1974				(28.29)	-	-528.29	-	-	-
	PRIOR YEARS				(.70)	-	28.29	-	-	28.99
	SUBTOTAL TRANSITION QUARTER				(35,314.40)	495,000.00	-	489,842.28	22,298.29	18,173.83
ACCOUNTS RECEIVABLE					602.63	-	-	-	-55.67	658.30
FUND EQUITIES:										
ACCOUNTS PAYABLE					-21,101.32	-	-	-	-2,269.19	-18,832.13
UNDELIVERED ORDERS					-100.00	-	-	-	-100.00	-
					-0-	2,365,000.00	-	2,345,126.57	19,873.43	-0-
	SUBTOTAL 46		0200							
INTRAGOVERNMENTAL FUNDS										
CONSOLIDATED WORKING FUND, APPALACHIAN REGIONAL COMMISSION										
FUND RESOURCES:										
UNDISBURSED FUNDS	NO YEAR 46		3900		1,673,936.88	-	-	471,345.28	-	(1,202,591.60)
	FY 1976				1,673,936.88	-	-	471,345.28	-	(1,202,591.60)
TRANSITION QUARTER UNDISBURSED FUNDS	NO YEAR 46		3900		(1,202,591.60)	-	-	126,131.94	-	1,076,459.66
					(1,202,591.60)	-	-	126,131.94	-	1,076,459.66
					6,034.59	-	-	-	-39,751.10	45,785.69
ACCOUNTS RECEIVABLE					-800,173.90	-	-	-	-341,161.88	-459,012.02
FUND EQUITIES:										
UNOBLIGATED BALANCE					-254,890.40	-	-	-	-106,881.64	-148,208.76
ACCOUNTS PAYABLE					-624,907.17	-	-	-	-109,882.60	-515,024.57
UNDELIVERED ORDERS					-0-	-	-	-	-	-0-
								597,477.22	-597,477.22	
	SUBTOTAL 46		3900							

TRUST FUND ACCOUNTS										
GRANTS AND DONATIONS, APPALACHIAN REGIONAL COMMISSION										
FUND RESOURCES:										
UNDISBURSED FUNDS		NO YEAR 46	8088	1,357.39				-246.33		(1,603.72)
	SUBTOTAL	FY 1976		1,357.39				-246.33		(1,603.72)
TRANSITION QUARTER										
UNDISBURSED FUNDS		NO YEAR 46	8088	(1,603.72)						1,603.72
	SUBTOTAL	TRANSITION QUARTER		(1,603.72)						1,603.72
FUND EQUITIES:										
UNOBLIGATED BALANCE			8088	-1,357.39					246.33	-1,603.72
	SUBTOTAL	46		-0-				-246.33	246.33	-0-
ADMINISTRATIVE EXPENSES, APPALACHIAN REGIONAL COMMISSION										
FUND RESOURCES:										
UNDISBURSED FUNDS		NO YEAR 46	8090	932,227.20	3,370,000.00			3,251,452.90		(1,050,774.30)
	SUBTOTAL	FY 1976		932,227.20	3,370,000.00			3,251,452.90		(1,050,774.30)
TRANSITION QUARTER										
UNDISBURSED FUNDS		NO YEAR 46	8090	(1,050,774.30)	891,000.00			823,293.15		1,118,481.15
	SUBTOTAL	TRANSITION QUARTER		(1,050,774.30)	891,000.00			823,293.15		1,118,481.15
ACCOUNTS RECEIVABLE										
FUND EQUITIES:				3,715.95					-904.83	4,620.78
UNOBLIGATED BALANCE				-627,853.37					175,746.92	-803,600.29
ACCOUNTS PAYABLE				-186,592.51					-1,945.31	-184,647.20
UNDELIVERED ORDERS				-121,497.27					13,357.17	-134,854.44
	SUBTOTAL	46	8090	-0-	4,261,000.00			4,074,746.05	186,253.95	-0-
DEDUCTIONS FOR OFFSETTING RECEIPTS <sup>7</sup>										
PROPRIETARY RECEIPTS FROM THE PUBLIC					-1,560,000.00			-1,560,000.00		
INTRABUDGETARY TRANSACTIONS					-1,810,000.00			-1,810,000.00		
TRANSITION QUARTER										
PROPRIETARY RECEIPTS FROM THE PUBLIC					-414,000.00			-414,000.00		
INTRABUDGETARY TRANSACTIONS					-477,000.00			-477,000.00		
<hr/>										
TOTAL, APPALACHIAN REGIONAL COMMISSION FY 1976 . . . . .					1,870,000.00			2,207,836.14		
TOTAL, APPALACHIAN REGIONAL COMMISSION T.Q. . . . .					495,000.00			548,267.37	-391,103.51	
<hr/>										
DELAWARE RIVER BASIN COMMISSION										
GENERAL FUND ACCOUNTS										
SALARIES AND EXPENSES, DELAWARE RIVER BASIN COMMISSION										
FUND RESOURCES:										
UNDISBURSED FUNDS		1976 46	0100		81,000.00			75,565.57		(5,434.43)
		1975		6,985.92				7,006.14		(-20.22)
		1974						565.00		(-565.00)
	SUBTOTAL	FY 1976		6,985.92	81,000.00			83,136.71		(4,849.21)
TRANSITION QUARTER										
UNDISBURSED FUNDS		1976 46	0100	(5,434.43)	20,000.00			21,473.45	89.89	3,871.09
		1975		(-20.22)					-20.22	
		1974		(-565.00)					-565.00	
	SUBTOTAL	TRANSITION QUARTER		(4,849.21)	20,000.00			21,473.45	-495.33	3,871.09
FUND EQUITIES:										
ACCOUNTS PAYABLE				-4,145.33					-459.24	-3,686.09
UNDELIVERED ORDERS				-2,840.55					-2,655.59	-185.00
	SUBTOTAL	46	0100	-0-	101,000.00			104,610.16	-3,610.16	-0-
CONTRIBUTION TO DELAWARE RIVER BASIN COMMISSION										
FUND RESOURCES:										
UNDISBURSED FUNDS		1976 46	0102		215,000.00			194,900.00		(20,100.00)
	SUBTOTAL	FY 1976			215,000.00			194,900.00		(20,100.00)
TRANSITION QUARTER										
UNDISBURSED FUNDS		1976 46	0102	(20,100.00)	53,000.00			53,000.00	20,100.00	
	SUBTOTAL	TRANSITION QUARTER		(20,100.00)	53,000.00			53,000.00	20,100.00	
	SUBTOTAL	46	0102	-0- ( )	268,000.00			247,900.00	20,100.00	-0-
<hr/>										
TOTAL, DELAWARE RIVER BASIN COMMISSION FY 1976 . . . . .					296,000.00			278,036.71		
TOTAL, DELAWARE RIVER BASIN COMMISSION T.Q. . . . .					73,000.00			74,473.45	16,489.84	

FOOTNOTES AT END OF CHAPTER

Appropriations, Outlays, and Balances - Continued

Appropriation or Fund Account		Account symbol			Balances beginning of fiscal year <u>1/</u>	Appropriations and other obligational authority <u>2/</u>	Transfers, borrowings, and investments (net) <u>3/</u>	Outlays (net)	Balances withdrawn and other transactions <u>4/</u>	Balances end of fiscal year <u>5/</u>
Title	Period of availability	Dept. Reg.	Account No. Tr From	Sub. No.						
INTERGOVERNMENTAL AGENCIES-CONTINUED										
INTERSTATE COMMISSION ON THE POTOMAC RIVER BASIN										
GENERAL FUND ACCOUNTS										
CONTRIBUTION TO INTERSTATE COMMISSION ON THE POTOMAC RIVER BASIN										
FUND RESOURCES:										
UNDISBURSED FUNDS	1976 46		0446		---	\$52,000.00	---	\$52,000.00	---	---
	SUBTOTAL FY 1976				---	52,000.00	---	52,000.00	---	---
TRANSITION QUARTER										
UNDISBURSED FUNDS	1976 46		0446		---	13,000.00	---	13,000.00	---	---
	SUBTOTAL TRANSITION QUARTER				---	13,000.00	---	13,000.00	---	---
	SUBTOTAL 46		0446		-0-	65,000.00	---	65,000.00	---	-0-
TOTAL, INTERSTATE COMMISSION ON THE POTOMAC RIVER BASIN FY 1976 . . . . .										
					---	52,000.00	---	52,000.00	---	---
TOTAL, INTERSTATE COMMISSION ON THE POTOMAC RIVER BASIN T.O. . . . .										
					---	13,000.00	---	13,000.00	---	---
SUSQUEHANNA RIVER BASIN COMMISSION										
GENERAL FUND ACCOUNTS										
SALARIES AND EXPENSES, SUSQUEHANNA RIVER BASIN COMMISSION										
FUND RESOURCES:										
UNDISBURSED FUNDS	1976 46		0500		---	81,000.00	---	76,665.98	---	(\$4,334.02)
	1975				\$7,050.29	---	---	6,929.64	---	(120.65)
	1974				1,004.71	---	---	375.00	---	(629.71)
	SUBTOTAL FY 1976				8,055.00	81,000.00	---	83,970.62	---	(5,084.38)
TRANSITION QUARTER										
UNDISBURSED FUNDS	1976 46		0500		(4,334.02)	20,000.00	---	21,671.40	\$46.89	2,615.73
	1975				(120.65)	---	---	---	120.65	---
	1974				(629.71)	---	---	---	629.71	---
	SUBTOTAL TRANSITION QUARTER				(5,084.38)	20,000.00	---	21,671.40	797.25	2,615.73
ACCOUNTS RECEIVABLE										
FUND EQUITIES:										
ACCOUNTS PAYABLE										
UNDELIVERED ORDERS										
					-4,384.97	---	---	---	-1,769.24	-2,615.73
					-3,745.03	---	---	---	-3,745.03	---
	SUBTOTAL 46		0500		-0-	101,000.00	---	105,642.02	-4,642.02	-0-
CONTRIBUTION TO SUSQUEHANNA RIVER BASIN COMMISSION										
FUND RESOURCES:										
UNDISBURSED FUNDS	1976 46		0501		---	150,000.00	---	150,000.00	---	---
	SUBTOTAL FY 1976				---	150,000.00	---	150,000.00	---	---
TRANSITION QUARTER										
UNDISBURSED FUNDS	1976 46		0501		---	38,000.00	---	38,000.00	---	---
	SUBTOTAL TRANSITION QUARTER				---	38,000.00	---	38,000.00	---	---
	SUBTOTAL 46		0501		-0-	188,000.00	---	188,000.00	---	-0-
TOTAL, SUSQUEHANNA RIVER BASIN COMMISSION FY 1976 . . . . .										
					---	231,000.00	---	233,970.62	---	---
TOTAL, SUSQUEHANNA RIVER BASIN COMMISSION T.O. . . . .										
					---	58,000.00	---	59,671.40	-4,642.02	---
WASHINGTON METROPOLITAN AREA TRANSIT AUTHORITY										
GENERAL FUND ACCOUNTS										
FEDERAL CONTRIBUTION, WASHINGTON METROPOLITAN AREA TRANSIT AUTHORITY										
FUND RESOURCES:										
UNDISBURSED FUNDS	NO YEAR 46		0300		452,523,371.87	99,723,660.00	---	169,807,895.17	---	(382,439,136.70)
	SUBTOTAL FY 1976				452,523,371.87	99,723,660.00	---	169,807,895.17	---	(382,439,136.70)

UNDISBURSED FUNDS	NO YEAR	46	0300	(382,439,136.70)	26,700,000.00	---	51,678,154.17	---	357,460,982.53	
FUND EQUITIES:	SUBTOTAL TRANSITION	QUARTER		(382,439,136.70)	26,700,000.00	---	51,678,154.17	---	357,460,982.53	
UNDELIVERED ORDERS										
	SUBTOTAL	46	0300	-452,523,371.87	126,423,660.00	---	221,486,049.34	-95,062,389.34	-357,460,982.53	
				-0-				-95,062,389.34	-0-	
TOTAL, WASHINGTON METROPOLITAN AREA TRANSIT AUTHORITY FY 1976				---	99,723,660.00	---	169,807,895.17	---	---	
TOTAL, WASHINGTON METROPOLITAN AREA TRANSIT AUTHORITY T.Q.				---	26,700,000.00	---	51,678,154.17	-95,062,389.34	---	
TOTAL, INTERGOVERNMENTAL AGENCIES FY 1976				---	103,408,076.00	---	174,099,371.54	---	---	
TOTAL, INTERGOVERNMENTAL AGENCIES T.Q.				---	27,645,000.00	---	52,689,063.52	-95,735,359.06	---	
INTERNATIONAL TRADE COMMISSION										
GENERAL FUND ACCOUNTS										
SALARIES AND EXPENSES, UNITED STATES INTERNATIONAL TRADE COMMISSION										
FUND RESOURCES:										
UNDISBURSED FUNDS	1976	34	0100	---	10,400,000.00	---	9,089,526.56	---	(1,310,473.44)	
	1975			725,853.59	---	---	611,340.40	---	(114,513.19)	
	1974			87,768.54	---	---	12,230.16	---	(75,538.38)	
	PRIOR YEARS			19,393.59	---	---	1,441.46	---	(17,952.13)	
	SUBTOTAL FY 1976			833,015.72	10,400,000.00	---	9,714,538.58	---	(1,518,477.14)	
TRANSITION QUARTER										
UNDISBURSED FUNDS	1976	34	0100	(1,310,473.44)	2,675,000.00	---	2,462,903.94	474,827.13	1,047,742.37	
	1975			(114,513.19)	---	---	8,817.66	2,475.88	103,219.65	
	1974			(75,538.38)	---	---	127.20	45,243.25	---	
	PRIOR YEARS			(17,952.13)	---	---	---	3,517.13	44,602.93	
	SUBTOTAL TRANSITION QUARTER			(1,518,477.14)	2,675,000.00	---	2,471,848.80	526,063.39	1,195,564.95	
ACCOUNTS RECEIVABLE				21,003.50	---	---	---	-52,814.95	73,818.45	
FUND EQUITIES:										
ACCOUNTS PAYABLE				-456,575.84	---	---	---	242,348.53	-698,924.37	
UNDELIVERED ORDERS				-397,443.38	---	---	---	173,015.65	-570,459.03	
	SUBTOTAL	34	0100	-0-	13,075,000.00	---	12,186,387.38	888,612.62	-0-	
TOTAL, INTERNATIONAL TRADE COMMISSION FY 1976				---	10,400,000.00	---	9,714,538.58	---	---	
TOTAL, INTERNATIONAL TRADE COMMISSION T.Q.				---	2,675,000.00	---	2,471,848.80	888,612.62	---	
INTERSTATE COMMERCE COMMISSION										
GENERAL FUND ACCOUNTS										
SALARIES AND EXPENSES, INTERSTATE COMMERCE COMMISSION										
FUND RESOURCES:										
UNDISBURSED FUNDS	1976	30	0100	---	52,455,000.00	---	47,992,672.05	---	(4,462,327.95)	
	1975			3,374,488.54	---	---	3,087,088.85	---	(287,399.69)	
	1974-75			193,314.22	---	---	117,509.94	---	(75,804.28)	
	1974			178,003.70	---	---	99,086.94	---	(78,916.76)	
	PRIOR YEARS			68,776.71	---	---	-33,579.34	---	(102,356.05)	
	SUBTOTAL FY 1976			3,814,583.17	52,455,000.00	---	51,262,778.44	---	(5,006,804.73)	
TRANSITION QUARTER										
UNDISBURSED FUNDS	1976	30	0100	(4,462,327.95)	14,060,000.00	---	12,752,309.13	424,452.34	5,345,566.48	
	1975			(287,399.69)	---	---	11,699.37	45,809.80	229,890.52	
	1974-75			(75,804.28)	---	---	5,022.42	8,471.38	62,310.48	
	1974			(78,916.76)	---	---	---	-9,060.46	---	
	PRIOR YEARS			(102,356.05)	---	---	---	73,517.56	116,815.71	
	SUBTOTAL TRANSITION QUARTER			(5,006,804.73)	14,060,000.00	---	12,769,030.92	543,190.62	5,754,583.19	
ACCOUNTS RECEIVABLE				172,558.62	---	---	---	25,777.23	146,781.39	
FUND EQUITIES:										
ACCOUNTS PAYABLE				-2,990,460.62	---	---	---	1,467,497.95	-4,457,958.57	
UNDELIVERED ORDERS				-996,681.17	---	---	---	446,724.84	-1,443,406.01	
	SUBTOTAL	30	0100	-0-	66,515,000.00	---	64,031,809.36	2,483,190.64	-0-	

Appropriations, Outlays, and Balances - Continued

Appropriation or Fund Account		Account symbol			Balances beginning of fiscal year <u>1</u> /	Appropriations and other obligational authority <u>2</u> /	Transfers, borrowings, and investments (net) <u>3</u> /	Outlays (net)	Balances with and off transactions
Title	Period of availability	Dept. Reg.	Account No.	Sub. No.					
INTERSTATE COMMERCE COMMISSION-CONTINUED									
GENERAL FUND ACCOUNTS-CONTINUED									
PAYMENTS FOR DIRECTED RAIL SERVICE, INTERSTATE COMMERCE COMMISSION									
FUND RESOURCES:									
UNDISBURSED FUNDS	NO YEAR 30		0103		-----	\$15,000,000.00	-----	\$390,416.55	-----
	FY 1976				-----	15,000,000.00	-----	390,416.55	-----
	SUBTOTAL								
TRANSITION QUARTER UNDISBURSED FUNDS	NO YEAR 30		0103		(\$14,609,583.45)	-----	-----	-----	-----
	TRANSITION QUARTER				(14,609,583.45)	-----	-----	-----	-----
	SUBTOTAL								
FUND EQUITIES:									
UNOBLIGATED BALANCE	NO YEAR 30		0103		-----	-----	-----	-----	\$14,614.6
	SUBTOTAL				-0-	15,000,000.00	-----	390,416.55	14.6
DEDUCTIONS FOR OFFSETTING RECEIPTS <sup>7</sup>									
PROPRIETARY RECEIPTS FROM THE PUBLIC					-----	-4,212,898.98	-----	-4,212,898.98	-----
TRANSITION QUARTER PROPRIETARY RECEIPTS FROM THE PUBLIC					-----	-187,084.57	-----	-187,084.57	-----
TOTAL, INTERSTATE COMMERCE COMMISSION FY 1976 . . . . .					-----	63,242,101.02	-----	47,440,296.01	-----
TOTAL, INTERSTATE COMMERCE COMMISSION T.Q. . . . .					-----	13,872,915.43	-----	12,581,946.35	17.0
LEGAL SERVICES CORPORATION									
GENERAL FUND ACCOUNTS									
PAYMENT TO THE LEGAL SERVICES CORPORATION, LEGAL SERVICES CORPORATION									
FUND RESOURCES:									
UNDISBURSED FUNDS	1976 81		0501		-----	92,330,000.00	-----	65,186,935.85	-----
	1975				-----	-----	\$19,447,439.13	19,447,439.13	-----
	FY 1976				-----	92,330,000.00	19,447,439.13	84,634,374.98	-----
	SUBTOTAL								
TRANSITION QUARTER UNDISBURSED FUNDS	1976 81		0501		(27,143,064.15)	24,630,000.00	-----	51,769,017.00	-----
	TRANSITION QUARTER				(27,143,064.15)	24,630,000.00	-----	51,769,017.00	-----
	SUBTOTAL								
FUND EQUITIES:									
UNDELIVERED ORDERS	NO YEAR 81		0501		-----	-----	-----	-----	-----
	SUBTOTAL				-0-	116,960,000.00	19,447,439.13	136,403,391.98	-----
TOTAL, LEGAL SERVICES CORPORATION FY 1976 . . . . .					-----	92,330,000.00	19,447,439.13	84,634,374.98	-----
TOTAL, LEGAL SERVICES CORPORATION T.Q. . . . .					-----	24,630,000.00	-----	51,769,017.00	-----
MARINE MAMMAL COMMISSION <sup>2b</sup>									
GENERAL FUND ACCOUNTS									
SALARIES AND EXPENSES, MARINE MAMMAL COMMISSION									
FUND RESOURCES:									
UNDISBURSED FUNDS	1976 95		2200 <sup>26</sup>		-----	900,000.00	-----	455,154.07	-----
	1975				378,386.17	-----	-----	250,567.41	-----
	1974				115,258.65	-----	-----	89,652.32	-----
	FY 1976				493,644.82	900,000.00	-----	795,373.80	-----
	SUBTOTAL								
TRANSITION QUARTER UNDISBURSED FUNDS	1976 95		2200 <sup>26</sup>		(444,845.93)	225,000.00	-----	157,941.76	-----
	TRANSITION QUARTER				(127,818.76)	-----	-----	41,883.11	-----
	1974				(25,606.33)	-----	-20,454.69	4,092.91	-----
	PRIOR YEARS				-----	-----	20,454.69	-----	-----
	SUBTOTAL				(598,271.02)	225,000.00	-----	203,917.78	-----

ACCOUNTS RECEIVABLE			3,500.00	-	-	-	-	3,500.00	-
FUND EQUITIES:									
ACCOUNTS PAYABLE			-34,102.66	-	-	-	-	36,209.77	-70,312.43
UNDELIVERED ORDERS			-463,042.16	-	-	-	-	78,246.93	-541,289.09
			-0-	-	-	-	-	125,708.42	-0-
		SUBTOTAL 95		1,125,000.00			999,291.58		
TOTAL, MARINE MAMMAL COMMISSION FY 1976				900,000.00			795,373.80		
TOTAL, MARINE MAMMAL COMMISSION T.Q.				225,000.00			203,917.78	125,708.42	
NATIONAL CAPITAL PLANNING COMMISSION									
GENERAL FUND ACCOUNTS									
SALARIES AND EXPENSES, NATIONAL CAPITAL PLANNING COMMISSION									
FUND RESOURCES:									
UNDISBURSED FUNDS	1976	32	0103	-	-	-	-	-	-
	1975			210,766.35	1,871,000.00	-	1,681,446.93	-	(189,553.07)
	1974			52,121.27	-	-	136,840.57	-	(73,925.78)
PRIOR YEARS				79,063.19	-	-	16,106.00	-	(36,015.27)
SUBTOTAL FY 1976				341,950.81	1,871,000.00	-	73,859.00	-	(5,204.19)
TRANSITION QUARTER UNDISBURSED FUNDS	1976	32	0103	(189,553.07)	419,000.00	-	289,907.25	30,814.31	287,831.51
	1975			(73,925.78)	-	-	975.00	4,937.61	68,013.17
	1974			(36,015.27)	-	-	1,950.00	4,163.72	-
PRIOR YEARS				(5,204.19)	-	-	-	124.19	34,961.55
SUBTOTAL TRANSITION QUARTER				(304,698.31)	419,000.00	-	292,832.25	40,039.83	390,826.23
FUND EQUITIES:									
ACCOUNTS PAYABLE				-97,548.15	-	-	-	157,740.71	-255,288.86
UNDELIVERED ORDERS				-244,402.66	-	-	-	-108,865.29	-135,537.37
				-0-	2,290,000.00	-	2,201,084.75	88,915.25	-0-
DEDUCTIONS FOR OFFSETTING RECEIPTS <sup>7</sup>		32	0103						
PROPRIETARY RECEIPTS FROM THE PUBLIC				-	-	-	-415.91	-	-
TRANSITION QUARTER PROPRIETARY RECEIPTS FROM THE PUBLIC				-	-	-	-85.08	-	-
TOTAL, NATIONAL CAPITAL PLANNING COMMISSION FY 1976					1,870,584.09		1,907,836.59		
TOTAL, NATIONAL CAPITAL PLANNING COMMISSION T.Q.					418,914.92		292,747.17	88,915.25	
NATIONAL CENTER FOR PRODUCTIVITY AND QUALITY OF WORKING LIFE									
GENERAL FUND ACCOUNTS									
SALARIES AND EXPENSES, NATIONAL CENTER FOR PRODUCTIVITY AND QUALITY OF WORKING LIFE									
FUND RESOURCES:									
UNDISBURSED FUNDS	1976	95	0700	-	2,000,000.00	-	1,471,990.12	-	(528,009.88)
	1975			-	-	600,701.95	777,878.50	-	(-177,176.55)
	1974			-	-	58,227.76	3,766.00	-	(54,461.76)
SUBTOTAL FY 1976				-	2,000,000.00	658,929.71	2,253,634.62	-	(405,295.09)
TRANSITION QUARTER UNDISBURSED FUNDS	1976	95	0700	(528,009.88)	500,000.00	-	588,407.21	7,245.67	432,357.00
	1975			(-177,176.55)	-	-	81,437.70	-	6-258,614.25
	1974			(54,461.76)	-	-	-	-	-
PRIOR YEARS				-	-	-54,461.76	-	-	-
SUBTOTAL TRANSITION QUARTER				(405,295.09)	500,000.00	54,461.76	-	-15,127.28	69,589.04
FUND EQUITIES:									
ACCOUNTS RECEIVABLE				-	-	-	669,844.91	-7,881.61	243,331.79
ACCOUNTS PAYABLE				-	-	-	-	-564,658.27	564,658.27
UNDELIVERED ORDERS				-	-	-	-	127,030.18	-127,030.18
				-	-	-	-	680,959.88	-680,959.88
				-	-	-	-	235,450.18	-0-
		SUBTOTAL 95	0700	-0-	2,500,000.00	658,929.71	2,923,479.53		



Appropriations, Outlays, and Balances - Continued

Appropriation or Fund Account		Account symbol			Balances beginning of fiscal year 1/	Appropriations and other obligational authority 2/	Transfers, borrowings, and investments (net) 3/	Outlays (net)	Balances withdrawn and other transactions 4/	Balances end of fiscal year 5/
Title	Period of availability	Dept. Reg.	Tr. From	Account No.						
NATIONAL CENTER FOR PRODUCTIVITY AND QUALITY OF WORKING LIFE-CONTINUED										
GENERAL FUND ACCOUNTS-CONTINUED										
SALARIES AND EXPENSES, NATIONAL COMMISSION ON PRODUCTIVITY AND WORK QUALITY, EXECUTIVE FUND RESOURCES:										
UNDISBURSED FUNDS	1976	11		1459	- - - - -	- - - - -	- - - - -	- \$1.00	- - - - -	( \$1.00)
	1975				\$600,701.95	- - - - -	- \$600,701.95	-382,971.64	- - - - -	(382,971.64)
	1974				58,277.76	- - - - -	-58,227.76	53.27	- - - - -	(-3.27)
	PRIOR YEARS				134,872.11	- - - - -	- - - - -	19,946.73	- - - - -	(114,925.38)
	SUBTOTAL FY 1976				793,851.82	- - - - -	-658,929.71	-362,972.64	- - - - -	(497,894.75)
TRANSITION QUARTER										
UNDISBURSED FUNDS	1976	11		1459	(1.00)	- - - - -	- - - - -	2.00	- - - - -	6-1.00
	1975				(382,971.64)	- - - - -	- - - - -	1,846.54	- \$1,376.82	382,501.92
	1974				(-3.27)	- - - - -	- - - - -	- - - - -	- - - - -	6-3.27
	PRIOR YEARS				(114,925.38)	- - - - -	- - - - -	- - - - -	34,151.77	80,773.61
	SUBTOTAL TRANSITION QUARTER				(497,894.75)	- - - - -	- - - - -	1,848.54	32,774.95	463,271.26
ACCOUNTS RECEIVABLE					386,658.93	- - - - -	- - - - -	- - - - -	384,808.12	1,850.81
FUND EQUITIES:										
ACCOUNTS PAYABLE					-18,219.77	- - - - -	- - - - -	- - - - -	366,128.69	-384,348.46
UNDELIVERED ORDERS					-1,162,290.98	- - - - -	- - - - -	- - - - -	-1,081,517.37	-80,773.61
	SUBTOTAL 11			1459	-0-	- - - - -	-658,929.71	-361,124.10	-297,805.61	-0-
TOTAL, NATIONAL CENTER FOR PRODUCTIVITY AND QUALITY OF WORKING LIFE FY 1976 . . . . .					- - - - -	\$2,000,000.00	- - - - -	1,890,661.98	- - - - -	- - - - -
TOTAL, NATIONAL CENTER FOR PRODUCTIVITY AND QUALITY OF WORKING LIFE T.O. . . . .					- - - - -	500,000.00	- - - - -	671,693.45	-62,355.43	- - - - -
NATIONAL COMMISSION ON LIBRARIES AND INFORMATION SCIENCE										
GENERAL FUND ACCOUNTS										
SALARIES AND EXPENSES, NATIONAL COMMISSION ON LIBRARIES AND INFORMATION SCIENCE FUND RESOURCES:										
UNDISBURSED FUNDS	1976	77		0100	- - - - -	468,000.00	- - - - -	237,333.70	- - - - -	(230,666.30)
	1975				101,466.02	- - - - -	- - - - -	38,160.90	- - - - -	(63,305.12)
	1974				16,758.12	- - - - -	- - - - -	5,000.00	- - - - -	(11,758.12)
	PRIOR YEARS				1,628.25	- - - - -	- - - - -	- - - - -	- - - - -	(1,628.25)
	SUBTOTAL FY 1976				119,852.39	468,000.00	- - - - -	280,494.60	- - - - -	(307,357.79)
TRANSITION QUARTER										
UNDISBURSED FUNDS	1976	77		0100	(230,666.30)	117,000.00	- - - - -	40.66	1,259.95	346,365.69
	1975				(63,305.12)	- - - - -	- - - - -	- - - - -	- - - - -	63,305.12
	1974				(11,758.12)	- - - - -	-11,758.12	- - - - -	- - - - -	- - - - -
	PRIOR YEARS				(1,628.25)	- - - - -	11,758.12	- - - - -	1,628.25	11,758.12
	SUBTOTAL TRANSITION QUARTER				(307,357.79)	117,000.00	- - - - -	40.66	2,888.20	421,428.93
ACCOUNTS RECEIVABLE					520.00	- - - - -	- - - - -	- - - - -	520.00	- - - - -
FUND EQUITIES:										
ACCOUNTS PAYABLE					-40,250.55	- - - - -	- - - - -	- - - - -	21,529.28	-61,779.83
UNDELIVERED ORDERS					-80,121.84	- - - - -	- - - - -	- - - - -	279,527.26	-359,649.10
	SUBTOTAL 77			0100	-0-	585,000.00	- - - - -	280,535.26	304,464.74	-0-
TRUST FUND ACCOUNTS										
CONTRIBUTIONS, NATIONAL COMMISSION ON LIBRARIES AND INFORMATION SCIENCE FUND RESOURCES:										
UNDISBURSED FUNDS	NO YEAR	77		8078	- - - - -	151.50	- - - - -	- - - - -	- - - - -	(151.50)
	SUBTOTAL FY 1976				- - - - -	151.50	- - - - -	- - - - -	- - - - -	(151.50)
TRANSITION QUARTER										
UNDISBURSED FUNDS	NO YEAR	77		8078	(151.50)	32.08	- - - - -	- - - - -	- - - - -	183.58
	SUBTOTAL TRANSITION QUARTER				(151.50)	32.08	- - - - -	- - - - -	- - - - -	183.58
FUND EQUITIES:										
UNOBLIGATED BALANCE					- - - - -	- - - - -	- - - - -	- - - - -	183.58	-183.58
	SUBTOTAL 77			8078	-0-	183.58	- - - - -	- - - - -	183.58	-0-

DEDUCTIONS FOR OFFSETTING RECEIPTS <sup>7</sup>									
PROPRIETARY RECEIPTS FROM THE PUBLIC									
TRANSITION QUARTER									
PROPRIETARY RECEIPTS FROM THE PUBLIC									
TOTAL, NATIONAL COMMISSION ON LIBRARIES AND INFORMATION SCIENCE FY 1976									
TOTAL, NATIONAL COMMISSION ON LIBRARIES AND INFORMATION SCIENCE T.Q.									
NATIONAL CREDIT UNION ADMINISTRATION									
PUBLIC ENTERPRISE FUNDS									
OPERATING FUND, NATIONAL CREDIT UNION ADMINISTRATION									
FUND RESOURCES:									
UNDISBURSED FUNDS									
SUBTOTAL NO YEAR 25 4056									
TRANSITION QUARTER									
UNDISBURSED FUNDS									
SUBTOTAL TRANSITION QUARTER NO YEAR 25 4056									
ACCOUNTS RECEIVABLE									
FUND EQUITIES:									
UNOBLIGATED BALANCE									
ACCOUNTS PAYABLE									
SUBTOTAL 25 4056									
NATIONAL CREDIT UNION SHARE INSURANCE FUND									
FUND RESOURCES:									
UNDISBURSED FUNDS									
AUTHORITY TO BORROW FROM THE TREASURY INVESTMENTS IN PUBLIC DEBT SECURITIES									
SUBTOTAL FY 1976									
TRANSITION QUARTER									
UNDISBURSED FUNDS									
AUTHORITY TO BORROW FROM THE TREASURY INVESTMENTS IN PUBLIC DEBT SECURITIES									
SUBTOTAL TRANSITION QUARTER									
ACCOUNTS RECEIVABLE									
FUND EQUITIES:									
UNOBLIGATED BALANCE									
ACCOUNTS PAYABLE									
SUBTOTAL 25 4468									
TOTAL, NATIONAL CREDIT UNION ADMINISTRATION FY 1976									
TOTAL, NATIONAL CREDIT UNION ADMINISTRATION T.Q.									
NATIONAL FOUNDATION ON THE ARTS AND THE HUMANITIES									
GENERAL FUND ACCOUNTS									
SALARIES AND EXPENSES, NATIONAL FOUNDATION ON THE ARTS AND THE HUMANITIES									
FUND RESOURCES:									
UNDISBURSED FUNDS									
NO YEAR 59 0100									
1976									
1975									
1974									
PRIOR YEARS									
SUBTOTAL FY 1976									

Appropriations, Outlays, and Balances - Continued

Appropriation or Fund Account		Account symbol			Balances beginning of fiscal year <u>1/</u>	Appropriations and other obligational authority <u>2/</u>	Transfers, borrowings, and investments (net) <u>3/</u>	Outlays (net)	Balances withdrawn and other transactions <u>4/</u>	Balances end of fiscal year <u>5/</u>
Title	Period of availability	Dept. Reg.   Tr. From	Account No.	Sub. No.						
NATIONAL FOUNDATION ON THE ARTS AND THE HUMANITIES-CONTINUED										
GENERAL FUND ACCOUNTS-CONTINUED										
SALARIES AND EXPENSES, NATIONAL FOUNDATION ON THE ARTS AND THE HUMANITIES-CONTINUED										
FUND RESOURCES -CONTINUED										
TRANSITION QUARTER										
UNDISBURSED FUNDS	NO YEAR 59		0100		(\$171,703,543.68)	\$54,814,444.86	- - - - -	\$39,343,740.62	\$177,000.00	\$186,997,247.92
	1976				(1,539,155.71)	2,727,000.00	- - - - -	2,793,011.09	92,027.42	1,381,117.20
	1975				(269,988.09)	- - - - -	- - - - -	21,332.20	3,797.70	244,858.19
	1974				(70,342.88)	- - - - -	- - - - -	-2,136.37	13,101.26	- - - - -
	PRIOR YEARS				(122,184.00)	- - - - -	-59,377.99	20.00	470.31	181,071.68
	59				(173,705,214.36)	57,541,444.86	- - - - -	42,155,967.54	286,396.69	188,804,254.99
					8,381,782.35	- - - - -	59,377.99	- - - - -	-32,992,276.68	41,374,059.03
ACCOUNTS RECEIVABLE					-18,085,540.92	- - - - -	- - - - -	- - - - -	-5,714,344.37	-12,371,196.55
FUND EQUITIES:					-457,752.93	- - - - -	- - - - -	- - - - -	49,857.95	-507,610.88
UNOBLIGATED BALANCE					-135,483,884.60	- - - - -	- - - - -	- - - - -	81,815,661.99	-217,299,546.59
ACCOUNTS PAYABLE					-0-	- - - - -	- - - - -	- - - - -	43,445,295.58	-0-
UNDELIVERED ORDERS										
	59		0100			229,951,444.86		186,506,149.28		
INTRAGOVERNMENTAL FUNDS										
CONSOLIDATED WORKING FUND, NATIONAL FOUNDATION ON THE ARTS AND THE HUMANITIES										
FUND RESOURCES:										
TRANSITION QUARTER										
UNDISBURSED FUNDS	NO YEAR 59		3900		2,000.00	- - - - -	- - - - -	-23,000.00	- - - - -	(25,000.00)
	1976				- - - - -	- - - - -	- - - - -	-36,587.00	- - - - -	(36,587.00)
	1975-76				- - - - -	- - - - -	- - - - -	-25,023.00	- - - - -	(25,023.00)
	1975				17,809.82	- - - - -	- - - - -	17,769.82	- - - - -	(40.00)
	1974				1,916.11	- - - - -	- - - - -	- - - - -	- - - - -	(1,916.11)
	PRIOR YEARS				28,890.88	- - - - -	- - - - -	- - - - -	- - - - -	(27,320.00)
	59				50,616.81	- - - - -	- - - - -	1,570.88	- - - - -	(27,320.00)
								-65,269.30	- - - - -	(115,886.11)
TRANSITION QUARTER										
UNDISBURSED FUNDS	NO YEAR 59		3900		(25,000.00)	- - - - -	- - - - -	25,000.00	- - - - -	- - - - -
	1976-77				- - - - -	- - - - -	- - - - -	-23,000.00	- - - - -	23,000.00
	1976				(36,587.00)	- - - - -	- - - - -	- - - - -	1,112.00	55,675.00
	1975-76				(25,023.00)	- - - - -	- - - - -	-20,200.00	- - - - -	- - - - -
	1975				(40.00)	- - - - -	- - - - -	25,023.00	- - - - -	- - - - -
	1974				(1,916.11)	- - - - -	- - - - -	40.00	- - - - -	- - - - -
	PRIOR YEARS				(27,320.00)	- - - - -	-1,916.11	- - - - -	- - - - -	29,236.11
	59				(115,886.11)	- - - - -	1,916.11	- - - - -	- - - - -	107,911.11
								6,863.00	- - - - -	42,825.00
ACCOUNTS RECEIVABLE					-734.88	- - - - -	- - - - -	- - - - -	-734.88	- - - - -
FUND EQUITIES:					-49,881.93	- - - - -	- - - - -	- - - - -	100,854.18	-150,736.11
ACCOUNTS PAYABLE					-0-	- - - - -	- - - - -	- - - - -	58,406.30	-0-
UNDELIVERED ORDERS										
	59		3900					-58,406.30		
TRUST FUND ACCOUNTS										
GIFTS AND DONATIONS, NATIONAL FOUNDATION ON THE ARTS AND THE HUMANITIES										
FUND RESOURCES:										
TRANSITION QUARTER										
UNDISBURSED FUNDS	NO YEAR 59		8040		- - - - -	7,577,937.46	- - - - -	7,577,937.46	- - - - -	- - - - -
	59				- - - - -	7,577,937.46	- - - - -	7,577,937.46	- - - - -	- - - - -
TRANSITION QUARTER										
UNDISBURSED FUNDS	NO YEAR 59		8040		- - - - -	1,732,753.92	- - - - -	1,732,753.92	- - - - -	- - - - -
	59				- - - - -	1,732,753.92	- - - - -	1,732,753.92	- - - - -	- - - - -
					-0-	9,310,691.38	- - - - -	9,310,691.38	- - - - -	-0-
DEDUCTIONS FOR OFFSETTING RECEIPTS <sup>7</sup>										
PROPRIETARY RECEIPTS FROM THE PUBLIC					- - - - -	-2,637.05	- - - - -	-2,637.05	- - - - -	- - - - -
TRANSITION QUARTER					- - - - -	-254.34	- - - - -	-254.34	- - - - -	- - - - -
PROPRIETARY RECEIPTS FROM THE PUBLIC					- - - - -	-254.34	- - - - -	-254.34	- - - - -	- - - - -
TOTAL, NATIONAL FOUNDATION ON THE ARTS AND THE HUMANITIES FY 1976 . . . . .					- - - - -	179,985,300.41	- - - - -	151,860,212.85	- - - - -	- - - - -
TOTAL, NATIONAL FOUNDATION ON THE ARTS AND THE HUMANITIES T.Q.. . . . .					- - - - -	59,273,944.44	- - - - -	43,895,330.12	43,503,701.88	- - - - -

NATIONAL LABOR RELATIONS BOARD									
GENERAL FUND ACCOUNTS									
SALARIES AND EXPENSES, NATIONAL LABOR RELATIONS BOARD									
FUND RESOURCES:									
UNDISBURSED FUNDS	1976 63	0100	- - - - -	69,597,000.00	- - - - -	61,502,046.29	- - - - -	(8,094,953.71)	
	1975		6,300,862.49	- - - - -	- - - - -	5,716,742.94	- - - - -	(584,119.55)	
	1974		808,670.19	- - - - -	- - - - -	311,665.29	- - - - -	(497,004.90)	
	PRIOR YEARS		505,058.84	- - - - -	- - - - -	127,833.79	- - - - -	(377,225.05)	
	SUBTOTAL FY 1976		7,614,591.52	69,597,000.00	- - - - -	67,058,288.31	- - - - -	(9,553,303.21)	
TRANSITION QUARTER									
UNDISBURSED FUNDS	1976 63	0100	(8,094,953.71)	17,593,000.00	- - - - -	15,643,970.03	156,989.36	9,886,994.32	
	1975		(584,119.55)	- - - - -	- - - - -	75,651.79	23,327.51	485,140.25	
	1974		(497,004.90)	- - - - -	- - - - -	6,744.27	190,858.84	- - - - -	
	PRIOR YEARS		(377,225.05)	- - - - -	-299,401.79	26,414.30	21,411.44	628,801.10	
	SUBTOTAL TRANSITION QUARTER		(9,553,303.21)	17,593,000.00	299,401.79	15,752,780.39	392,587.15	11,000,935.67	
ACCOUNTS RECEIVABLE									
FUND EQUITIES:									
ACCOUNTS PAYABLE			-6,675,871.93	- - - - -	- - - - -	- - - - -	3,279,031.42	-9,954,903.35	
UNDELIVERED ORDERS			-1,194,619.87	- - - - -	- - - - -	- - - - -	252,250.57	-1,446,870.44	
	SUBTOTAL 63	0100	-0-	87,190,000.00	- - - - -	83,411,068.70	3,778,931.30	-0-	
DEDUCTIONS FOR OFFSETTING RECEIPTS <sup>7</sup>									
PROPRIETARY RECEIPTS FROM THE PUBLIC			- - - - -	-191,896.41	- - - - -	-191,896.41	- - - - -	- - - - -	
TRANSITION QUARTER									
PROPRIETARY RECEIPTS FROM THE PUBLIC			- - - - -	-35,656.83	- - - - -	-35,656.83	- - - - -	- - - - -	
TOTAL, NATIONAL LABOR RELATIONS BOARD FY 1976 . . . . .									
			- - - - -	69,405,103.59	- - - - -	67,466,391.90	- - - - -	- - - - -	
TOTAL, NATIONAL LABOR RELATIONS BOARD T.Q. . . . .									
			- - - - -	17,557,343.17	- - - - -	15,717,123.56	3,778,931.30	- - - - -	
NATIONAL MEDIATION BOARD									
GENERAL FUND ACCOUNTS									
SALARIES AND EXPENSES, NATIONAL MEDIATION BOARD									
FUND RESOURCES:									
UNDISBURSED FUNDS	1976 22	0100	- - - - -	3,405,000.00	- - - - -	2,800,733.53	- - - - -	(604,266.47)	
	1975		279,277.00	- - - - -	- - - - -	204,248.57	- - - - -	(75,028.43)	
	1974		10,500.00	- - - - -	- - - - -	4,764.29	- - - - -	(5,735.71)	
	PRIOR YEARS		25,000.00	- - - - -	- - - - -	15,517.13	- - - - -	(9,482.87)	
	SUBTOTAL FY 1976		314,777.00	3,405,000.00	- - - - -	3,025,263.52	- - - - -	(694,513.48)	
TRANSITION QUARTER									
UNDISBURSED FUNDS	1976 22	0100	(604,266.47)	850,000.00	- - - - -	828,021.73	210,137.74	416,107.00	
	1975		(75,028.43)	- - - - -	- - - - -	212.00	44,316.43	30,500.00	
	1974		(5,735.71)	- - - - -	- - - - -	- - - - -	5,735.71	- - - - -	
	PRIOR YEARS		(9,482.87)	- - - - -	- - - - -	937.76	3,545.11	5,000.00	
	SUBTOTAL TRANSITION QUARTER		(694,513.48)	850,000.00	- - - - -	829,171.49	263,734.99	451,607.00	
FUND EQUITIES:									
ACCOUNTS PAYABLE			-268,127.00	- - - - -	- - - - -	- - - - -	103,799.00	-371,926.00	
UNDELIVERED ORDERS			-46,650.00	- - - - -	- - - - -	- - - - -	33,031.00	-79,681.00	
	SUBTOTAL 22	0100	-0-	4,255,000.00	- - - - -	3,854,435.01	400,564.99	-0-	
DEDUCTIONS FOR OFFSETTING RECEIPTS <sup>7</sup>									
PROPRIETARY RECEIPTS FROM THE PUBLIC			- - - - -	-4,602.25	- - - - -	-4,602.25	- - - - -	- - - - -	
TRANSITION QUARTER									
PROPRIETARY RECEIPTS FROM THE PUBLIC			- - - - -	-500.95	- - - - -	-500.95	- - - - -	- - - - -	
TOTAL, NATIONAL MEDIATION BOARD FY 1976 . . . . .									
			- - - - -	3,400,397.75	- - - - -	3,020,661.27	- - - - -	- - - - -	
TOTAL, NATIONAL MEDIATION BOARD T.Q. . . . .									
			- - - - -	849,499.05	- - - - -	828,670.54	400,564.99	- - - - -	



TRANSITION QUARTER UNDISBURSED FUNDS		NO YEAR 49	8960	(1,195,022.58)	1,302,053.63		605,950.91		1,891,125.30
	SUBTOTAL TRANSITION QUARTER			(1,195,022.58)	1,302,053.63		605,950.91		1,891,125.30
ACCOUNTS RECEIVABLE				1,800,000.00				-63,639.00	1,863,639.00
FUND EQUITIES:									
UNOBLIGATED BALANCE				-2,569,255.92				-955,764.27	-1,613,491.65
ACCOUNTS PAYABLE								670,416.85	-1,778,068.65
UNDELIVERED ORDERS				-1,107,651.80				14,217.58	-0-
DEDUCTIONS FOR OFFSETTING RECEIPTS <sup>7</sup>		SUBTOTAL 49	8960	-0-	2,907,227.40		2,893,009.82		-0-
PROPRIETARY RECEIPTS FROM THE PUBLIC					-1,571,468.92		-1,571,468.92		
TRANSITION QUARTER PROPRIETARY RECEIPTS FROM THE PUBLIC					-334,912.30		-334,912.30		
TOTAL, NATIONAL SCIENCE FOUNDATION FY 1976 . . . . .					715,283,704.85		731,904,757.41		
TOTAL, NATIONAL SCIENCE FOUNDATION T.Q. . . . .					169,022,141.33		206,475,152.21	-54,074,063.44	
NATIONAL TRANSPORTATION SAFETY BOARD									
GENERAL FUND ACCOUNTS									
SALARIES AND EXPENSES, NATIONAL TRANSPORTATION SAFETY BOARD									
FUND RESOURCES:									
UNDISBURSED FUNDS		1976 95	0310		11,260,000.00		9,808,368.10		(1,451,631.90)
		1975		882,668.07			1,475,473.81		(-592,805.74)
		1974		67,016.27			12,961.46		(54,054.81)
		PRIOR YEARS		1,899.20			14,526.24		(-12,627.04)
		SUBTOTAL FY 1976		951,583.54	11,260,000.00		11,311,329.61		(900,253.93)
TRANSITION QUARTER UNDISBURSED FUNDS		1976 95	0310	(1,451,631.90)	3,095,000.00		2,897,959.71	340,532.20	1,308,139.99
		1975		(-592,805.74)			82,479.48	-733,807.90	58,522.68
		1974		(54,054.81)			443.08	-3,013.62	
		PRIOR YEARS		(-12,627.04)		-56,625.35	362.12	-14,899.11	58,535.30
		SUBTOTAL TRANSITION QUARTER		(900,253.93)	3,095,000.00	56,625.35	2,981,244.39	-411,188.43	1,425,197.97
ACCOUNTS RECEIVABLE				58,039.13				-1,526.07	59,565.20
FUND EQUITIES:									
ACCOUNTS PAYABLE				-273,789.31				219,922.86	-493,712.17
UNDELIVERED ORDERS				-735,833.36				255,217.64	-991,051.00
		SUBTOTAL 95	0310	-0-	14,355,000.00		14,292,574.00	62,426.00	-0-
TRUST FUND ACCOUNTS									
DONATIONS, NATIONAL TRANSPORTATION SAFETY BOARD									
FUND RESOURCES:									
UNDISBURSED FUNDS		NO YEAR 95	8969	39,291.00					(39,291.00)
		SUBTOTAL FY 1976		39,291.00					(39,291.00)
TRANSITION QUARTER UNDISBURSED FUNDS		NO YEAR 95	8969	(39,291.00)					39,291.00
		SUBTOTAL TRANSITION QUARTER		(39,291.00)					39,291.00
FUND EQUITIES:									
UNOBLIGATED BALANCE				-39,291.00					-39,291.00
DEDUCTIONS FOR OFFSETTING RECEIPTS <sup>7</sup>		SUBTOTAL 95	8969	-0-					-0-
PROPRIETARY RECEIPTS FROM THE PUBLIC					-13,653.95		-13,653.95		
TRANSITION QUARTER PROPRIETARY RECEIPTS FROM THE PUBLIC					-4,518.74		-4,518.74		
TOTAL, NATIONAL TRANSPORTATION SAFETY BOARD FY 1976 . . . . .					11,246,346.05		11,297,675.66		
TOTAL, NATIONAL TRANSPORTATION SAFETY BOARD T.Q. . . . .					3,090,481.26		2,976,725.65	62,426.00	

Appropriations, Outlays, and Balances - Continued

Appropriation or Fund Account		Account symbol				Balances beginning of fiscal year 1/	Appropriations and other obligational authority 2/	Transfers, borrowings, and investments (net) 3/	Outlays (net)	Balances withdrawn and other transactions 4/	Balances end of fiscal year 5/
Title	Period of availability	Dept. Reg.	Tr. From	Account No.	Sub. No.						
NUCLEAR REGULATORY COMMISSION											
GENERAL FUND ACCOUNTS											
SALARIES AND EXPENSES, NUCLEAR REGULATORY COMMISSION											
FUND RESOURCES:											
UNDISBURSED FUNDS	NO YEAR	31		0200		\$48,481,951.00	\$217,423,000.00	- - - - -	\$180,410,038.03	- - - - -	(\$85,494,912.97)
	SUBTOTAL	FY 1976				48,481,951.00	217,423,000.00	- - - - -	180,410,038.03	- - - - -	(85,494,912.97)
TRANSITION QUARTER											
UNDISBURSED FUNDS											
	NO YEAR	31		0200		(85,494,912.97)	52,125,000.00	- - - - -	45,837,850.21	- - - - -	91,782,062.76
	SUBTOTAL	TRANSITION QUARTER				(85,494,912.97)	52,125,000.00	- - - - -	45,837,850.21	- - - - -	91,782,062.76
ACCOUNTS RECEIVABLE											
UNFILLED CUSTOMER ORDERS											
						550,509.60	- - - - -	- - - - -	- \$48,472.16	- - - - -	598,981.76
						116,341.20	- - - - -	- - - - -	38,411.02	- - - - -	77,930.18
FUND EQUITIES:											
UNOBLIGATED BALANCE											
						-4,615,059.10	- - - - -	- - - - -	3,005,373.90	- - - - -	-7,620,433.00
ACCOUNTS PAYABLE											
						-22,904,788.42	- - - - -	- - - - -	11,724,816.27	- - - - -	-34,629,604.69
UNDELIVERED ORDERS											
						-21,628,954.28	- - - - -	- - - - -	28,579,982.73	- - - - -	-50,208,937.01
	SUBTOTAL	31		0200		-0-	269,548,000.00	- - - - -	226,247,888.24	- - - - -	-0-
DEDUCTIONS FOR OFFSETTING RECEIPTS 7											
PROPRIETARY RECEIPTS FROM THE PUBLIC											
						- - - - -	-454,105.86	- - - - -	-454,105.86	- - - - -	- - - - -
TRANSITION QUARTER											
PROPRIETARY RECEIPTS FROM THE PUBLIC											
						- - - - -	-18,685.38	- - - - -	-18,685.38	- - - - -	- - - - -
TOTAL, NUCLEAR REGULATORY COMMISSION FY 1976 . . . . .						- - - - -	216,968,894.14	- - - - -	179,955,932.17	- - - - -	- - - - -
TOTAL, NUCLEAR REGULATORY COMMISSION T.Q. . . . .						- - - - -	52,106,314.62	- - - - -	45,819,164.83	43,300,111.76	- - - - -
OCCUPATIONAL SAFETY AND HEALTH REVIEW COMMISSION 26											
GENERAL FUND ACCOUNTS											
SALARIES AND EXPENSES, OCCUPATIONAL SAFETY AND HEALTH REVIEW COMMISSION											
FUND RESOURCES:											
UNDISBURSED FUNDS	1976	95		2100	26	- - - - -	5,769,000.00	- - - - -	5,371,765.56	- - - - -	(397,234.44)
	1975					493,926.76	- - - - -	- - - - -	430,793.17	- - - - -	(63,133.59)
	1974					32,615.63	- - - - -	- - - - -	50,339.68	- - - - -	(-17,724.05)
	PRIOR YEARS					1,010.60	- - - - -	- - - - -	363.50	- - - - -	(647.10)
	SUBTOTAL	FY 1976				527,552.99	5,769,000.00	- - - - -	5,853,261.91	- - - - -	(443,291.08)
TRANSITION QUARTER											
UNDISBURSED FUNDS											
	1976	95		2100	26	(397,234.44)	1,464,000.00	- - - - -	747,181.13	19,166.40	1,094,886.91
	1975					(63,133.59)	- - - - -	- - - - -	31,029.09	-25,643.22	57,747.72
	1974					(-17,724.05)	- - - - -	- - - - -	2,611.70	-8,443.02	6-11,892.73
	PRIOR YEARS					(647.10)	- - - - -	- - - - -	647.10	- - - - -	- - - - -
	SUBTOTAL	TRANSITION QUARTER				(443,291.08)	1,464,000.00	- - - - -	780,821.92	-14,272.74	1,140,741.90
ACCOUNTS RECEIVABLE											
FUND EQUITIES:											
UNOBLIGATED BALANCE											
						- - - - -	- - - - -	- - - - -	1,422.25	- - - - -	9-1,422.25
ACCOUNTS PAYABLE											
						-253,354.78	- - - - -	- - - - -	703,712.14	- - - - -	-957,066.92
UNDELIVERED ORDERS											
						-299,844.16	- - - - -	- - - - -	-79,395.77	- - - - -	-220,448.39
	SUBTOTAL	95		2100	26	-0-	7,233,000.00	- - - - -	6,634,083.83	598,916.17	-0-
TOTAL, OCCUPATIONAL SAFETY AND HEALTH REVIEW COMMISSION FY 1976 . . . . .						- - - - -	5,769,000.00	- - - - -	5,853,261.91	- - - - -	- - - - -
TOTAL, OCCUPATIONAL SAFETY AND HEALTH REVIEW COMMISSION T.Q. . . . .						- - - - -	1,464,000.00	- - - - -	780,821.92	598,916.17	- - - - -

PENNSYLVANIA AVENUE  
DEVELOPMENT CORPORATION

GENERAL FUND ACCOUNTS

SALARIES AND EXPENSES, PENNSYLVANIA AVENUE  
DEVELOPMENT CORPORATION  
FUND RESOURCES:

UNDISBURSED FUNDS	NO YEAR 42	0100	37,654.46			35,759.53		(1,894.93)	
	1976			824,000.00		619,008.94		(204,991.06)	
	1975		235,164.05			214,588.67		(20,575.38)	
	SUBTOTAL FY 1976		272,818.51	824,000.00		869,357.14		(227,461.37)	
TRANSITION QUARTER									
UNDISBURSED FUNDS	NO YEAR 42	0100	(1,894.93)			1,190.08		7C4.85	
	1976		(204,991.06)	218,000.00		147,468.55	6,024.90	269,497.61	
	1975		(20,575.38)			3,735.76	2,640.74	14,198.88	
	SUBTOTAL TRANSITION QUARTER		(227,461.37)	218,000.00		152,394.39	8,665.64	284,401.34	
ACCOUNTS RECEIVABLE			16,914.62				16,864.54	50.08	
FUND EQUITIES:									
UNOBLIGATED BALANCE			-22,857.41				-22,552.48	-304.93	
ACCOUNTS PAYABLE			-125,890.16				-82,425.02	-43,465.14	
UNDELIVERED ORDERS			-140,985.56				99,695.79	-240,681.35	
	SUBTOTAL 42	0100	-0-	1,042,000.00		1,021,751.53	20,248.47	-0-	
TOTAL, PENNSYLVANIA AVENUE DEVELOPMENT CORPORATION FY 1976									
				824,000.00		869,357.14			
TOTAL, PENNSYLVANIA AVENUE DEVELOPMENT CORPORATION T.Q.									
				218,000.00		152,394.39	20,248.47		

POSTAL SERVICE

GENERAL FUND ACCOUNTS

CONTRIBUTION TO THE POSTAL FUND  
FUND RESOURCES:

UNDISBURSED FUNDS	PRIOR YEARS 18	1000				11,234,441.28		(-11,234,441.28)	
	SUBTOTAL FY 1976					11,234,441.28		(-11,234,441.28)	
TRANSITION QUARTER									
UNDISBURSED FUNDS	PRIOR YEARS 18	1000	(-11,234,441.28)			3,611,795.94	-14,846,237.22		
	SUBTOTAL TRANSITION QUARTER		(-11,234,441.28)			3,611,795.94	-14,846,237.22		
	SUBTOTAL 18	1000	-0-			14,846,237.22	-14,846,237.22	-0-	
PAYMENT TO THE POSTAL SERVICE FUND									
FUND RESOURCES:									
UNDISBURSED FUNDS	1976 18	1001		1,703,416,000.00		1,703,416,000.00			
	SUBTOTAL FY 1976			1,703,416,000.00		1,703,416,000.00			
TRANSITION QUARTER									
UNDISBURSED FUNDS	NO YEAR 18	1001		500,000,000.00		500,000,000.00			
	1976			434,130,000.00		434,130,000.00			
	SUBTOTAL TRANSITION QUARTER			934,130,000.00		934,130,000.00			
	SUBTOTAL 18	1001	-0-	2,637,546,000.00		2,637,546,000.00		-0-	
REVOLVING FUND FOR ADVANCE PAYMENTS TO UNITED STATES INTERNATIONAL AIR CARRIERS, POSTAL SERVICE									
FUND RESOURCES:									
UNDISBURSED FUNDS	1976 18	1002		5,000,000.00		5,000,000.00			
TOTAL, POSTAL SERVICE FY 1976									
				1,708,416,000.00		1,719,650,441.28			
TOTAL, POSTAL SERVICE T.Q.									
				934,130,000.00		937,741,795.94	-14,846,237.22		

RAILROAD RETIREMENT BOARD

GENERAL FUND ACCOUNTS

PAYMENTS TO RAILROAD RETIREMENT TRUST FUNDS, RAILROAD RETIREMENT BOARD

UNDISBURSED FUNDS	1976 60	0109		250,000,000.00		250,000,000.00		
-------------------	---------	------	--	----------------	--	----------------	--	--



Appropriations, Outlays, and Balances - Continued

Appropriation or Fund Account		Account symbol				Balances beginning of fiscal year 1/	Appropriations and other obligational authority 2/	Transfers, borrowings, and investments (net) 3/	Outlays (net)	Balances withdrawn and other transactions 4/	Balances end of fiscal year 5/
Title	Period of availability	Dept. Reg	Account No. Tr. From	Sub. No.							
RAILROAD RETIREMENT BOARD-CONTINUED											
GENERAL FUND ACCOUNTS-CONTINUED											
REGIONAL RAIL TRANSPORTATION											
PROTECTIVE ACCOUNT, RAILROAD											
RETIREMENT BOARD											
FUND RESOURCES:											
UNDISBURSED FUNDS	1976 60		0110		---	\$37,600,000.00	---	\$667,724.67	---	(\$36,932,275.33)	
SUBTOTAL FY 1976					---	37,600,000.00	---	667,724.67	---	(36,932,275.33)	
TRANSITION QUARTER											
UNDISBURSED FUNDS	1976 60		0110		(\$36,932,275.33)	10,030,000.00	---	9,283,887.20	\$37,646,351.47	32,036.66	
SUBTOTAL TRANSITION QUARTER					(36,932,275.33)	10,030,000.00	---	9,283,887.20	37,646,351.47	32,036.66	
FUND EQUITIES:											
ACCOUNTS PAYABLE					---	---	---	---	32,036.66	-32,036.66	
SUBTOTAL 60	0110				-0-	47,630,000.00	---	9,951,611.87	37,678,388.13	-0-	
TRUST FUND ACCOUNTS											
SALARIES AND EXPENSES, RAILROAD											
RETIREMENT BOARD											
FUND RESOURCES:											
UNDISBURSED FUNDS	1976 60		8237		---	---	\$28,147,445.00	26,224,100.18	---	(1,923,344.82)	
	1975				2,292,149.88	---	723,555.00	628,720.46	---	(2,386,984.42)	
	1974				57,983.46	---	---	3,425.35	---	(54,558.11)	
SUBTOTAL FY 1976					2,350,133.34	---	28,871,000.00	26,856,245.99	---	(4,364,887.35)	
TRANSITION QUARTER											
UNDISBURSED FUNDS	1976 60		8237		(1,923,344.82)	---	8,244,000.00	6,929,721.21	---	3,237,623.61	
	1975				(2,386,984.42)	---	---	428,733.20	---	1,958,251.22	
	1974				(54,558.11)	---	---	346.02	---	---	
PRIOR YEARS					---	---	---	---	---	54,212.09	
SUBTOTAL TRANSITION QUARTER					(4,364,887.35)	---	8,244,000.00	7,358,800.43	---	5,250,086.92	
ACCOUNTS RECEIVABLE					430,338.91	---	---	---	297,953.48	132,385.43	
FUND EQUITIES:											
ACCOUNTS PAYABLE					-2,592,965.73	---	---	---	2,534,561.54	-5,127,527.27	
UNDELIVERED ORDERS					-187,506.52	---	---	---	67,438.56	-254,945.08	
SUBTOTAL 60	8237				-0-	37,115,000.00	---	34,215,046.42	2,899,953.58	-0-	
RAILROAD RETIREMENT ACCOUNT											
FUND RESOURCES:											
UNDISBURSED FUNDS	NO YEAR 60		8011		-249,765,613.24	<sup>27</sup> 3,130,172,636.31	<sup>28</sup> 455,015,357.82	<sup>27</sup> 3,335,975,045.77	---	(-552,664.88)	
INVESTMENTS IN PUBLIC DEBT SECURITIES					4,410,487,000.00	---	-483,086,357.82	---	---	(3,927,400,642.18)	
INVESTMENTS IN AGENCY SECURITIES					50,000,000.00	---	---	---	---	(50,000,000.00)	
SUBTOTAL FY 1976					4,210,721,386.76	3,130,172,636.31	-28,071,000.00	3,335,975,045.77	---	(3,976,847,977.30)	
TRANSITION QUARTER											
UNDISBURSED FUNDS	NO YEAR 60		8011		(-552,664.88)	<sup>29</sup> 341,660,087.34	<sup>24</sup> 643,074,000.00	<sup>29</sup> 884,793,975.12	---	<sup>35</sup> 99,387,447.34	
INVESTMENTS IN PUBLIC DEBT SECURITIES					(3,927,400,642.18)	---	-656,743,000.00	---	---	<sup>35</sup> 3,270,657,642.18	
INVESTMENTS IN AGENCY SECURITIES					(50,000,000.00)	---	---	---	---	50,000,000.00	
SUBTOTAL TRANSITION QUARTER					(3,976,847,977.30)	341,660,087.34	-13,669,000.00	884,793,975.12	---	3,420,045,089.52	
ACCOUNTS RECEIVABLE					1,288,888,469.67	---	---	---	-364,368,186.53	1,653,256,656.20	
FUND EQUITIES:											
UNOBLIGATED BALANCE					-4,821,506,067.07	---	---	---	-95,519,607.50	-4,725,986,459.57	
ACCOUNTS PAYABLE					-678,103,789.36	---	---	---	-330,788,503.21	-347,315,286.15	
SUBTOTAL 60	8011				-0-	3,471,832,723.65	-41,740,000.00	4,220,769,020.89	-790,676,297.24	-0-	
RAILROAD RETIREMENT HOLDING ACCOUNT											
FUND RESOURCES:											
UNDISBURSED FUNDS	NO YEAR 60		8010		253,878,278.45	929,562.77	-254,807,000.00	---	---	(841.22)	
INVESTMENTS IN PUBLIC DEBT SECURITIES					-250,022,000.00	---	254,807,000.00	---	---	(4,785,000.00)	
SUBTOTAL FY 1976					3,856,278.45	929,562.77	---	---	---	(4,785,841.22)	
TRANSITION QUARTER											
UNDISBURSED FUNDS	NO YEAR 60		8010		(841.22)	---	---	---	---	<sup>35</sup> 841.22	
INVESTMENTS IN PUBLIC DEBT SECURITIES					(4,785,000.00)	---	---	---	---	<sup>35</sup> 4,785,000.00	
INVESTMENTS IN AGENCY SECURITIES					(4,785,841.22)	---	---	---	---	4,785,841.22	
SUBTOTAL TRANSITION QUARTER					(9,412,082.44)	---	---	---	---	---	
ACCOUNTS RECEIVABLE					253,922,000.00	---	---	---	253,922,000.00	---	
FUND EQUITIES:											
UNOBLIGATED BALANCE					-3,900,000.00	---	---	---	-3,900,000.00	---	
ACCOUNTS PAYABLE					-253,878,278.45	---	---	---	-249,092,437.23	-4,785,841.22	
SUBTOTAL 60	8010				-0-	929,562.77	---	---	929,562.77	-0-	
RAILROAD RETIREMENT SUPPLEMENTAL ACCOUNT											
FUND RESOURCES:											
UNDISBURSED FUNDS	NO YEAR 60		8012		-9,128,449.88	103,939,350.29	<sup>28</sup> 17,044,642.18	111,830,992.18	---	(24,550.41)	
INVESTMENTS IN PUBLIC DEBT SECURITIES					48,314,000.00	---	-17,844,642.18	---	---	(30,469,357.82)	
SUBTOTAL FY 1976					39,185,550.12	103,939,350.29	-800,000.00	111,830,992.18	---	(30,493,908.23)	
TRANSITION QUARTER											
UNDISBURSED FUNDS	NO YEAR 60		8012		(24,550.41)	32,737,680.41	<sup>24</sup> 2,616,000.00	28,476,059.23	---	6,902,171.59	
INVESTMENTS IN PUBLIC DEBT SECURITIES					(30,469,357.82)	---	-2,791,000.00	---	---	<sup>35</sup> 27,678,357.82	
INVESTMENTS IN AGENCY SECURITIES					(30,493,908.23)	32,737,680.41	-175,000.00	28,476,059.23	---	34,580,529.41	
SUBTOTAL TRANSITION QUARTER					(61,477,796.44)	---	---	---	---	---	
ACCOUNTS RECEIVABLE					9,498,712.24	---	---	---	9,095,588.77	403,123.47	

FUND EQUITIES:									
UNOBLIGATED BALANCE			-30,766,818.16	-	-	-	-	-5,259,155.86	-25,507,662.30
ACCOUNTS PAYABLE			-17,917,444.20	-	-	-	-	-8,441,453.62	-9,475,990.58
DEDUCTIONS FOR OFFSETTING RECEIPTS <sup>7</sup>			-0-	136,677,030.70	-575,000.00	140,307,051.41	-4,605,020.71	-	-
SUBTOTAL 60 8012									
PROPRIETARY RECEIPTS FROM THE PUBLIC			-	-705.84	-	-705.84	-	-	-
INTRABUDGETARY TRANSACTIONS			-	-243,227,268.21	-	-243,227,268.21	-	-	-
TRANSITION QUARTER			-	-	-	-	-	-	-
PROPRIETARY RECEIPTS FROM THE PUBLIC			-	-211.44	-	-211.44	-	-	-
INTRABUDGETARY TRANSACTIONS			-	6,879,267.43	-	6,879,267.43	-	-	-
TOTAL, RAILROAD RETIREMENT BOARD FY 1976			-	3,279,413,575.32	-	3,482,102,034.56	-	-	-
TOTAL, RAILROAD RETIREMENT BOARD T.O.			-	391,306,823.74	-5,600,000.00	936,791,777.97	-753,773,413.47	-	-
RENEGOTIATION BOARD									
GENERAL FUND ACCOUNTS									
SALARIES AND EXPENSES, RENEGOTIATION BOARD									
FUND RESOURCES:									
UNDISBURSED FUNDS									
	1976 66	0100	-	5,566,000.00	-	5,321,873.31	-	(244,126.69)	
	1975			252,757.24	-	204,284.95	-	(48,472.29)	
	1974			12,611.83	-	7,003.11	-	(5,608.72)	
	PRIOR YEARS			51,661.55	-	30,203.00	-	(21,458.55)	
	SUBTOTAL FY 1976			317,030.62	-	5,563,364.37	-	(319,666.25)	
TRANSITION QUARTER									
UNDISBURSED FUNDS									
	1976 66	0100	(244,126.69)	1,388,000.00	-	1,279,728.82	4.22	352,393.65	
	1975		(48,472.29)	-	-	6,799.25	213.79	41,459.25	
	1974		(5,608.72)	-	-5,608.72	-	-	-	
	PRIOR YEARS		(21,458.55)	-	5,608.72	-	-	27,067.27	
	SUBTOTAL TRANSITION QUARTER		(319,666.25)	1,388,000.00	-	1,286,528.07	218.01	420,920.17	
ACCOUNTS RECEIVABLE									
FUND EQUITIES:									
ACCOUNTS PAYABLE			-136,426.50	-	-	-	134,434.03	-270,860.53	
UNDELIVERED ORDERS			-181,683.13	-	-	-	-30,549.61	-151,133.52	
DEDUCTIONS FOR OFFSETTING RECEIPTS <sup>7</sup>			-0-	6,954,000.00	-	6,849,892.44	104,107.56	-0-	
SUBTOTAL 66 0100									
PROPRIETARY RECEIPTS FROM THE PUBLIC			-	-1,226.65	-	-1,226.65	-	-	-
TRANSITION QUARTER			-	-	-	-	-	-	-
PROPRIETARY RECEIPTS FROM THE PUBLIC			-	-929.85	-	-929.85	-	-	-
TOTAL, RENEGOTIATION BOARD FY 1976			-	5,564,773.35	-	5,562,137.72	-	-	-
TOTAL, RENEGOTIATION BOARD T.O.			-	1,387,070.15	-	1,285,598.22	104,107.56	-	-
SECURITIES AND EXCHANGE COMMISSION									
GENERAL FUND ACCOUNTS									
SALARIES AND EXPENSES, SECURITIES AND EXCHANGE COMMISSION									
FUND RESOURCES:									
UNDISBURSED FUNDS									
	1976 50	0100	-	49,291,000.00	-	47,136,841.20	-	(2,154,158.80)	
	1975			3,686,911.27	-	3,415,790.44	-	(271,120.83)	
	1974			322,293.31	-	88,549.94	-	(233,743.37)	
	SUBTOTAL FY 1976			4,009,204.58	-	50,641,181.58	-	(2,659,023.00)	
TRANSITION QUARTER									
UNDISBURSED FUNDS									
	1976 50	0100	(2,154,158.80)	13,177,000.00	-	11,608,062.72	1,492.17	3,721,603.91	
	1975		(271,120.83)	-	-33,631.07	-	47,619.91	257,131.99	
	1974		(233,743.37)	-	-	-	233,743.37	-	
	SUBTOTAL TRANSITION QUARTER		(2,659,023.00)	13,177,000.00	-	11,574,431.65	282,855.45	3,978,735.90	
ACCOUNTS RECEIVABLE									
FUND EQUITIES:									
ACCOUNTS PAYABLE			-3,999,244.97	-	-	-	-248,041.07	-3,751,203.90	
UNDELIVERED ORDERS			-226,946.39	-	-	-	246,754.56	-473,700.95	
DEDUCTIONS FOR OFFSETTING RECEIPTS <sup>7</sup>			-0-	62,468,000.00	-	62,215,613.23	252,386.77	-0-	
SUBTOTAL 50 0100									

FOOTNOTES AT END OF CHAPTER

Appropriations, Outlays, and Balances - Continued

Appropriation or Fund Account		Account symbol			Balances beginning of fiscal year 1/	Appropriations and other obligational authority 2/	Transfers, borrowings, and investments (net) 3/	Outlays (net)	Balances withdrawn and other transactions 4/	Balances end of fiscal year 5/
Title	Period of availability	Dept. Reg.	Account No.	Sub. No.						
SECURITIES AND EXCHANGE COMMISSION-CONTINUED										
PUBLIC ENTERPRISE FUNDS										
SECURITIES INVESTOR PROTECTION CORPORATION FUND, SECURITIES AND EXCHANGE COMMISSION										
FUND RESOURCES:										
UNDISBURSED FUNDS	NO YEAR 50		4068		- - - - -	- - - - -	- - - - -	- - - - -	- - - - -	- - - - -
AUTHORITY TO BORROW FROM THE TREASURY					\$1,000,000,000.00	- - - - -	- - - - -	- - - - -	- - - - -	(\$1,000,000,000.00)
	SUBTOTAL FY 1976				1,000,000,000.00	- - - - -	- - - - -	- - - - -	- - - - -	(1,000,000,000.00)
TRANSITION QUARTER UNDISBURSED FUNDS	NO YEAR 50		4068		- - - - -	- - - - -	- - - - -	- - - - -	- - - - -	- - - - -
AUTHORITY TO BORROW FROM THE TREASURY					(1,000,000,000.00)	- - - - -	- - - - -	- - - - -	- - - - -	1,000,000,000.00
	SUBTOTAL TRANSITION QUARTER				(1,000,000,000.00)	- - - - -	- - - - -	- - - - -	- - - - -	1,000,000,000.00
FUND EQUITIES:										
UNOBLIGATED BALANCE					-1,000,000,000.00	- - - - -	- - - - -	- - - - -	- - - - -	-1,000,000,000.00
	SUBTOTAL 50		4068		-0-	- - - - -	- - - - -	- - - - -	- - - - -	-0-
DEDUCTIONS FOR OFFSETTING RECEIPTS <sup>7</sup>										
PROPRIETARY RECEIPTS FROM THE PUBLIC					- - - - -	-\$22,683.73	- - - - -	-\$22,683.73	- - - - -	- - - - -
TRANSITION QUARTER PROPRIETARY RECEIPTS FROM THE PUBLIC					- - - - -	-6,314.04	- - - - -	-6,314.04	- - - - -	- - - - -
TOTAL, SECURITIES AND EXCHANGE COMMISSION FY 1976 . . . . .					- - - - -	49,268,316.27	- - - - -	50,618,497.85	- - - - -	- - - - -
TOTAL, SECURITIES AND EXCHANGE COMMISSION T.Q. . . . .					- - - - -	13,170,685.96	- - - - -	11,568,117.61	\$252,386.77	- - - - -
SELECTIVE SERVICE SYSTEM										
GENERAL FUND ACCOUNTS										
SALARIES AND EXPENSES, SELECTIVE SERVICE SYSTEM										
FUND RESOURCES:										
UNDISBURSED FUNDS	1976 90		0400		- - - - -	37,500,000.00	- - - - -	31,932,274.89	- - - - -	(5,567,725.11)
	1975				4,871,134.01	- - - - -	- - - - -	5,216,886.11	- - - - -	(-345,752.10)
	1974				353,438.95	- - - - -	- - - - -	313,182.43	- - - - -	(40,256.52)
	PRIOR YEARS				620,817.30	- - - - -	- - - - -	32,058.64	- - - - -	(588,758.66)
	SUBTOTAL FY 1976				5,845,390.26	37,500,000.00	- - - - -	37,494,402.07	- - - - -	(5,850,988.19)
TRANSITION QUARTER UNDISBURSED FUNDS	1976 90		0400		(5,567,725.11)	6,525,000.00	- - - - -	3,997,355.17	4,210,793.00	3,884,576.94
	1975				(-345,752.10)	- - - - -	- - - - -	-1,153.02	-462,093.00	117,493.92
	1974				(40,256.52)	- - - - -	- \$322,240.27	-3,400.75	-278,583.00	- - - - -
	PRIOR YEARS				(588,758.66)	- - - - -	322,240.27	38.51	-2,964.00	913,924.42
	SUBTOTAL TRANSITION QUARTER				(5,850,988.19)	6,525,000.00	- - - - -	3,992,839.91	3,467,153.00	4,915,995.28
FUND EQUITIES:										
ACCOUNTS PAYABLE					-5,269,850.36	- - - - -	- - - - -	- - - - -	-419,327.20	-4,850,523.16
UNDELIVERED ORDERS					-575,539.90	- - - - -	- - - - -	- - - - -	-510,067.78	-65,472.12
	SUBTOTAL 90		0400		-0-	44,025,000.00	- - - - -	41,487,241.98	2,537,758.02	-0-
DEDUCTIONS FOR OFFSETTING RECEIPTS <sup>7</sup>										
PROPRIETARY RECEIPTS FROM THE PUBLIC					- - - - -	-1,461.73	- - - - -	-1,461.73	- - - - -	- - - - -
TRANSITION QUARTER PROPRIETARY RECEIPTS FROM THE PUBLIC					- - - - -	-140.20	- - - - -	-140.20	- - - - -	- - - - -
TOTAL, SELECTIVE SERVICE SYSTEM FY 1976 . . . . .					- - - - -	37,498,538.27	- - - - -	37,492,940.34	- - - - -	- - - - -
TOTAL, SELECTIVE SERVICE SYSTEM T.Q. . . . .					- - - - -	6,524,859.80	- - - - -	3,992,699.71	2,537,758.02	- - - - -

SMALL BUSINESS ADMINISTRATICN

GENERAL FUND ACCOUNTS

SALARIES AND EXPENSES, SMALL BUSINESS ADMINISTRATION FUND RESOURCES:

UNDISBURSED FUNDS	1976 73	0100	- - - - -	29,485,000.00	- - - - -	17,561,454.16	- - - - -	(11,923,545.84)
	1975		17,727,635.98	- - - - -	- - - - -	15,270,198.58	- - - - -	(2,457,437.40)
	1974		1,417,128.68	- - - - -	- - - - -	772,427.49	- - - - -	(644,701.19)
PRIOR YEARS			225,418.33	- - - - -	- - - - -	259,407.39	- - - - -	(-33,989.06)
SUBTOTAL FY 1976			19,370,182.99	29,485,000.00	- - - - -	33,863,487.62	- - - - -	(14,991,695.37)
TRANSITION QUARTER								
UNDISBURSED FUNDS	1976 73	0100	(11,923,545.84)	7,218,000.00	- - - - -	5,335,685.14	160,484.43	13,645,376.27
	1975		(2,457,437.40)	- - - - -	- - - - -	558,950.63	500,840.30	1,397,646.47
	1974		(644,701.19)	- - - - -	- - - - -	17,787.71	527,733.04	- - - - -
PRIOR YEARS			(-33,989.06)	- - - - -	-99,180.44	48,140.01	-83,693.19	100,744.56
SUBTOTAL TRANSITION QUARTER			(14,991,695.37)	7,218,000.00	- - - - -	5,960,563.49	1,105,364.58	15,143,767.30
ACCOUNTS RECEIVABLE			1,115,857.51	- - - - -	- - - - -	- - - - -	-592,145.93	1,708,003.44
FUND EQUITIES:								
ACCOUNTS PAYABLE			-10,547,612.31	- - - - -	- - - - -	- - - - -	-2,053,686.74	-8,493,925.57
UNDELIVERED ORDERS			-9,938,428.19	- - - - -	- - - - -	- - - - -	-1,580,583.02	-8,357,845.17
SUBTOTAL 73	0100		-0-	36,703,000.00	- - - - -	39,824,051.11	-3,121,051.11	-0-
PUBLIC ENTERPRISE FUNDS								
BUSINESS LOAN AND INVESTMENT FUND, SMALL BUSINESS ADMINISTRATION FUND RESOURCES:								
UNDISBURSED FUNDS	NO YEAR 73	4154	392,116,030.69	278,750,000.00	-37,594,803.75	252,795,868.34	- - - - -	(380,475,358.60)
SUBTOTAL FY 1976			392,116,030.69	278,750,000.00	-37,594,803.75	252,795,868.34	- - - - -	(380,475,358.60)
TRANSITION QUARTER								
UNDISBURSED FUNDS	NO YEAR 73	4154	(380,475,358.60)	- - - - -	-6,510,784.91	63,453,917.40	- - - - -	310,510,656.29
SUBTOTAL TRANSITION QUARTER			(380,475,358.60)	- - - - -	-6,510,784.91	63,453,917.40	- - - - -	310,510,656.29
ACCOUNTS RECEIVABLE			97,615,006.24	- - - - -	- - - - -	- - - - -	-40,504,051.01	137,519,057.25
FUND EQUITIES:								
UNOBLIGATED BALANCE			-179,066,718.78	- - - - -	- - - - -	- - - - -	-39,145,243.40	-139,921,475.38
ACCOUNTS PAYABLE			-145,125,153.00	- - - - -	- - - - -	- - - - -	76,291,468.50	-221,416,621.50
UNDELIVERED ORDERS			-164,939,165.15	- - - - -	- - - - -	- - - - -	-78,247,548.49	-86,691,616.66
SUBTOTAL 73	4154		-0-	278,750,000.00	-44,105,588.66	316,249,785.74	-81,605,374.40	-0-
DISASTER LOAN FUND, SMALL BUSINESS ADMINISTRATION FUND RESOURCES:								
UNDISBURSED FUNDS	NO YEAR 73	4153	315,940,971.39	100,000,000.00	-9,612,907.63	129,302,775.15	- - - - -	(277,025,288.61)
SUBTOTAL FY 1976			315,940,971.39	100,000,000.00	-9,612,907.63	129,302,775.15	- - - - -	(277,025,288.61)
TRANSITION QUARTER								
UNDISBURSED FUNDS	NO YEAR 73	4153	(277,025,288.61)	1,196,225.81	-2,037,392.57	5,826,160.17	- - - - -	270,357,961.68
SUBTOTAL TRANSITION QUARTER			(277,025,288.61)	1,196,225.81	-2,037,392.57	5,826,160.17	- - - - -	270,357,961.68
ACCOUNTS RECEIVABLE			13,482,589.00	- - - - -	- - - - -	- - - - -	-2,084,121.60	15,566,710.60
FUND EQUITIES:								
UNOBLIGATED BALANCE			-188,255,804.88	- - - - -	- - - - -	- - - - -	-84,409,260.48	-103,846,544.40
ACCOUNTS PAYABLE			-93,603,286.06	- - - - -	- - - - -	- - - - -	38,798,061.96	-132,401,348.02
UNDELIVERED ORDERS			-47,564,469.45	- - - - -	- - - - -	- - - - -	2,112,310.41	-49,676,779.86
SUBTOTAL 73	4153		-0-	101,196,225.81	-11,650,300.20	135,128,935.32	-45,583,009.71	-0-
LEASE GUARANTEE REVOLVING FUND, SMALL BUSINESS ADMINISTRATION FUND RESOURCES:								
UNDISBURSED FUNDS	NO YEAR 73	4157	6,855,430.16	- - - - -	- - - - -	2,992,256.45	- - - - -	(3,863,173.71)
SUBTOTAL FY 1976			6,855,430.16	- - - - -	- - - - -	2,992,256.45	- - - - -	(3,863,173.71)
TRANSITION QUARTER								
UNDISBURSED FUNDS	NO YEAR 73	4157	(3,863,173.71)	- - - - -	- - - - -	613,938.42	- - - - -	3,249,235.29
SUBTOTAL TRANSITION QUARTER			(3,863,173.71)	- - - - -	- - - - -	613,938.42	- - - - -	3,249,235.29
ACCOUNTS RECEIVABLE			50,996.49	- - - - -	- - - - -	- - - - -	-1,497,627.60	1,548,624.09
FUND EQUITIES:								
UNOBLIGATED BALANCE			-2,105,485.24	- - - - -	- - - - -	- - - - -	-1,102,674.11	-1,002,811.13
ACCOUNTS PAYABLE			-4,800,941.41	- - - - -	- - - - -	- - - - -	-1,005,893.16	-3,795,048.25
SUBTOTAL 73	4157		-0-	- - - - -	- - - - -	3,606,194.87	-3,606,194.87	-0-
SURETY BOND GUARANTEES REVOLVING FUND, SMALL BUSINESS ADMINISTRATION FUND RESOURCES:								
UNDISBURSED FUNDS	NO YEAR 73	4156	8,205,867.45	10,000,000.00	- - - - -	17,229,604.07	- - - - -	(976,263.38)
SUBTOTAL FY 1976			8,205,867.45	10,000,000.00	- - - - -	17,229,604.07	- - - - -	(976,263.38)
TRANSITION QUARTER								
UNDISBURSED FUNDS	NO YEAR 73	4156	(976,263.38)	2,500,000.00	- - - - -	2,292,676.28	- - - - -	1,183,587.10
SUBTOTAL TRANSITION QUARTER			(976,263.38)	2,500,000.00	- - - - -	2,292,676.28	- - - - -	1,183,587.10
ACCOUNTS RECEIVABLE			176,765.75	- - - - -	- - - - -	- - - - -	176,765.75	- - - - -
FUND EQUITIES:								
UNOBLIGATED BALANCE			-7,511,697.20	- - - - -	- - - - -	- - - - -	-6,522,110.10	-989,587.10
ACCOUNTS PAYABLE			-870,936.00	- - - - -	- - - - -	- - - - -	-676,936.00	-194,000.00
SUBTOTAL 73	4156		-0-	12,500,000.00	- - - - -	19,522,280.35	-7,022,280.35	-0-

Appropriations, Outlays, and Balances - Continued

Appropriation or Fund Account		Account symbol			Balances beginning of fiscal year 1/	Appropriations and other obligational authority 2/	Transfers, borrowings, and investments (net) 3/	Outlays (net)	Balances withdrawn and other transactions 4/	Balances end of fiscal year 2/
Title	Period of availability	Dept. Reg.	Account No.	Sub. No.						
SMALL BUSINESS ADMINISTRATION-CONTINUED										
DEDUCTIONS FOR OFFSETTING RECEIPTS <sup>7</sup>										
PROPRIETARY RECEIPTS FROM THE PUBLIC					-----	-819,936.78	-----	-819,936.78	-----	-----
TRANSITION QUARTER PROPRIETARY RECEIPTS FROM THE PUBLIC					-----	-3,310.27	-----	-3,310.27	-----	-----
TOTAL, SMALL BUSINESS ADMINISTRATION FY 1976 . . . . .					-----	418,215,063.22	-547,207,711.38	436,164,054.85	-----	-----
TOTAL, SMALL BUSINESS ADMINISTRATION T.Q.. . . . .					-----	10,910,915.54	-8,548,177.48	78,143,945.49	-8140,937,910.44	-----
SMITHSONIAN INSTITUTION										
GENERAL FUND ACCOUNTS										
SALARIES AND EXPENSES, SMITHSONIAN INSTITUTION										
FUND RESOURCES:										
UNDISBURSED FUNDS	1976	33	0100		-----	81,564,000.00	-----	70,398,451.88	-----	(\$11,165,548.12)
	1975				\$13,362,239.50	-----	-----	10,439,863.68	-----	(2,922,375.82)
	1974				1,834,752.55	-----	-----	796,213.84	-----	(1,038,538.71)
	PRIOR YEARS				526,253.36	-----	8,300.00	275,923.40	-----	(258,629.96)
TRANSFER TO:					-----	-----	-----	-----	-----	-----
GENERAL SERVICES ADMINISTRATION	PRIOR YEARS	47	33	0100	8,300.00	-----	-8,300.00	-----	-----	-----
SUBTOTAL FY 1976					15,731,545.41	81,564,000.00	-----	81,910,452.80	-----	(15,385,092.61)
TRANSITION QUARTER					-----	-----	-----	-----	-----	-----
UNDISBURSED FUNDS	1976	33	0100		(11,165,548.12)	22,629,000.00	-----	21,464,526.03	1,270,396.96	11,059,625.13
	1975				(2,922,375.82)	-----	-----	660,748.15	21,942.55	2,239,685.12
	1974				(1,038,538.71)	-----	-703,771.95	57,635.27	277,131.49	-----
	PRIOR YEARS				(258,629.96)	-----	703,771.95	34,265.13	111,595.77	816,541.01
SUBTOTAL TRANSITION QUARTER					(15,385,092.61)	22,629,000.00	-----	22,217,174.58	1,681,066.77	14,115,851.26
ACCOUNTS RECEIVABLE					-----	-----	-----	-24,954.10	-----	24,954.10
FUND EQUITIES:					-----	-----	-----	-----	-----	-----
ACCOUNTS PAYABLE					-1,568,898.17	-----	-----	-----	-734,911.07	-833,987.10
UNDELIVERED ORDERS					-14,162,647.24	-----	-----	-----	-855,828.98	-13,306,818.26
SUBTOTAL 33 0100					-0-	104,193,000.00	-----	104,127,627.38	65,372.62	-0-
MUSEUM PROGRAMS AND RELATED RESEARCH, SPECIAL FOREIGN CURRENCY PROGRAM, SMITHSONIAN INSTITUTION										
FUND RESOURCES:										
UNDISBURSED FUNDS	NO YEAR	33	0102		3,848,990.01	500,000.00	-----	1,763,777.46	-----	(2,585,212.55)
TRANSFER TO:					-----	-----	-----	-----	-----	-----
NATIONAL SCIENCE FOUNDATION	NO YEAR	49	33	0102	249,576.76	-----	-----	1,700.43	-----	(247,876.33)
SUBTOTAL FY 1976					4,098,566.77	500,000.00	-----	1,765,477.89	-----	(2,833,088.88)
TRANSITION QUARTER					-----	-----	-----	-----	-----	-----
UNDISBURSED FUNDS	NO YEAR	33	0102		(2,585,212.55)	-----	-----	327,585.07	-----	2,257,627.48
TRANSFER TO:					-----	-----	-----	-----	-----	-----
NATIONAL SCIENCE FOUNDATION	NO YEAR	49	33	0102	(247,876.33)	-----	-----	2,241.41	-----	245,634.92
SUBTOTAL TRANSITION QUARTER					(2,833,088.88)	-----	-----	329,826.48	-----	2,503,262.40
FUND EQUITIES:					-----	-----	-----	-----	-----	-----
UNOBLIGATED BALANCE					-333,853.33	-----	-----	-----	-306,265.12	-27,588.21
ACCOUNTS PAYABLE					2,800,937.25	-----	-----	-----	508,707.20	2,292,230.05
UNDELIVERED ORDERS					-6,565,650.69	-----	-----	-----	-1,797,746.45	-4,767,904.24
SUBTOTAL 33 0102					-0-	500,000.00	-----	2,095,304.37	-1,595,304.37	-0-
SCIENCE INFORMATION EXCHANGE, SMITHSONIAN INSTITUTION										
FUND RESOURCES:										
UNDISBURSED FUNDS	NO YEAR	33	0103		27.00	-----	-----	-----	-----	(27.00)
	1976				-----	1,940,000.00	-----	1,969,974.14	-----	(-29,974.14)
	1975				296,837.85	-----	-----	296,837.85	-----	-----
SUBTOTAL FY 1976					296,864.85	1,940,000.00	-----	2,266,811.99	-----	(-29,947.14)
TRANSITION QUARTER					-----	-----	-----	-----	-----	-----
UNDISBURSED FUNDS	NO YEAR	33	0103		(27.00)	-----	-----	-----	-----	27.00
	1976				(-29,974.14)	521,000.00	-----	491,025.86	-----	-----
	1975				-----	-----	-----	-----	-----	-----
SUBTOTAL TRANSITION QUARTER					(-29,947.14)	521,000.00	-----	491,025.86	-----	27.00

ACCOUNTS RECEIVABLE									-69,508.00	69,508.00
FUND EQUITIES:										
UNOBLIGATED BALANCE										-27.00
ACCOUNTS PAYABLE										77,638.28
UNDELIVERED ORDERS										-374,476.13
SUBTOTAL 33	0103			2,461,000.00			2,757,837.85		-296,837.85	-928,931.36
CONSTRUCTION AND IMPROVEMENTS, NATIONAL ZOOLOGICAL PARK, SMITHSONIAN INSTITUTION										-0-
FUND RESOURCES:										
UNDISBURSED FUNDS	NO YEAR 33	0129	10,039,491.36	8,390,000.00	14,870.60	7,993,101.30				(10,451,260.66)
TRANSFER TO:										
GENERAL SERVICES ADMINISTRATION	NO YEAR 47 33	0129	23,395.87		-14,870.60					(8,525.27)
SUBTOTAL FY 1976			10,062,887.23	8,390,000.00		7,993,101.30				(10,459,785.93)
TRANSITION QUARTER										
UNDISBURSED FUNDS	NO YEAR 33	0129	(10,451,260.66)	1,440,000.00		2,585,346.05				9,305,914.61
TRANSFER TO:										
GENERAL SERVICES ADMINISTRATION	NO YEAR 47 33	0129	(8,525.27)							8,525.27
SUBTOTAL TRANSITION QUARTER			(10,459,785.93)	1,440,000.00		2,585,346.05				9,314,439.88
FUND EQUITIES:										
UNOBLIGATED BALANCE										-4,641,493.42
ACCOUNTS PAYABLE										988.57
UNDELIVERED ORDERS										-285,824.15
SUBTOTAL 33	0129		-6,430,182.90	9,830,000.00		10,578,447.35		3,892,057.50	-748,447.35	-7,239,926.25
RESTORATION AND RENOVATION OF BUILDINGS, SMITHSONIAN INSTITUTION										-0-
FUND RESOURCES:										
UNDISBURSED FUNDS	NO YEAR 33	0132	3,474,100.84	1,192,000.00	-69,873.16	2,953,817.44				(1,642,410.24)
TRANSFER TO:										
GENERAL SERVICES ADMINISTRATION	NO YEAR 47 33	0132	136,126.84		69,873.16	71,984.03				(134,015.97)
SUBTOTAL FY 1976			3,610,227.68	1,192,000.00		3,025,801.47				(1,776,426.21)
TRANSITION QUARTER										
UNDISBURSED FUNDS	NO YEAR 33	0132	(1,642,410.24)	400,000.00		411,757.82				1,630,652.42
TRANSFER TO:										
GENERAL SERVICES ADMINISTRATION	NO YEAR 47 33	0132	(134,015.97)			30,500.00				103,515.97
SUBTOTAL TRANSITION QUARTER			(1,776,426.21)	400,000.00		442,257.82				1,734,168.39
FUND EQUITIES:										17.17
UNOBLIGATED BALANCE										-17.17
ACCOUNTS PAYABLE										-2,101,344.00
UNDELIVERED ORDERS										-12,246.84
SUBTOTAL 33	0132		-1,496,636.84	1,592,000.00		3,468,059.29		-1,876,059.29		-936,968.07
CONSTRUCTION, SMITHSONIAN INSTITUTION										-0-
FUND RESOURCES:										
UNDISBURSED FUNDS	NO YEAR 33	0133	3,571,334.96	2,500,000.00	-1,300,000.00	2,530,792.54				(2,240,542.42)
TRANSFER TO:										
GENERAL SERVICES ADMINISTRATION	NO YEAR 47 33	0133	6,104,174.96		1,300,000.00	4,408,766.50				(2,995,408.46)
UNFUNDED CONTRACT AUTHORITY	NO YEAR 33	0133	3,000,000.00	30-2,500,000.00						(500,000.00)
SUBTOTAL FY 1976			12,675,509.92			6,939,559.04				(5,735,950.88)
TRANSITION QUARTER										
UNDISBURSED FUNDS	NO YEAR 33	0133	(2,240,542.42)			1,059,143.30				1,181,399.12
TRANSFER TO:										
GENERAL SERVICES ADMINISTRATION	NO YEAR 47 33	0133	(2,995,408.46)			931,393.38				2,064,015.08
UNFUNDED CONTRACT AUTHORITY	NO YEAR 33	0133	(500,000.00)							500,000.00
SUBTOTAL TRANSITION QUARTER			(5,735,950.88)			1,990,536.68				3,745,414.20
FUND EQUITIES:										568.75
UNOBLIGATED BALANCE										-150.00
ACCOUNTS PAYABLE										-6,846,395.08
UNDELIVERED ORDERS										-1,399,229.78
SUBTOTAL 33	0133		-4,430,303.81			8,930,095.72		-8,930,095.72		-1,658,542.35
MUSEUM OF HISTORY AND TECHNOLOGY, SMITHSONIAN INSTITUTION										-0-
FUND RESOURCES:										
UNDISBURSED FUNDS	NO YEAR 33	0126	2,912.72		-25,573.19					(-22,660.47)
TRANSFER TO:										
GENERAL SERVICES ADMINISTRATION	NO YEAR 47 33	0126	9,950.00		25,573.19	33,528.19				(1,995.00)
SUBTOTAL FY 1976			12,862.72			33,528.19				(-20,665.47)
TRANSITION QUARTER										
UNDISBURSED FUNDS	NO YEAR 33	0126	(-22,660.47)							2,912.72
TRANSFER TO:										
GENERAL SERVICES ADMINISTRATION	NO YEAR 47 33	0126	(1,995.00)							1,995.00
SUBTOTAL TRANSITION QUARTER			(-20,665.47)							4,907.72
FUND EQUITIES:										
UNOBLIGATED BALANCE										-300.00
ACCOUNTS PAYABLE										-7,100.00
UNDELIVERED ORDERS										-5,462.72
SUBTOTAL 33	0126		-0-			33,528.19		-33,528.19		-2,912.72

Appropriations, Outlays, and Balances - Continued

Appropriation or Fund Account		Account symbol				Balances beginning of fiscal year 1/	Appropriations and other obligational authority 2/	Transfers, borrowings, and investments (net) 3/	Outlays (net)	Balances withdrawn and other transactions 4/	Balances end of fiscal year 5/
Title	Period of availability	Dept. Reg	Tr. From	Account No.	Sub. No.						
SMITHSONIAN INSTITUTION-CONTINUED											
GENERAL FUND ACCOUNTS-CONTINUED											
ADDITIONS TO THE NATURAL HISTORY BUILDING, SMITHSONIAN INSTITUTION											
FUND RESOURCES:											
UNDISBURSED FUNDS	NO YEAR	33		0127		\$2,011.61	- - - - -	- - - - -	- - - - -	( \$2,011.61)	
	SUBTOTAL	FY 1976				2,011.61	- - - - -	- - - - -	- - - - -	(2,011.61)	
TRANSITION QUARTER	NO YEAR	33		0127		(2,011.61)	- - - - -	- - - - -	- - - - -	2,011.61	
UNDISBURSED FUNDS						(2,011.61)	- - - - -	- - - - -	- - - - -	2,011.61	
	SUBTOTAL	TRANSITION QUARTER					- - - - -	- - - - -	- - - - -		
FUND EQUITIES:											
UNOBLIGATED BALANCE						-2,011.61	- - - - -	- - - - -	- - - - -	-2,011.61	
	SUBTOTAL	33		0127		-0-	- - - - -	- - - - -	- - - - -	-0-	
JOHN F. KENNEDY CENTER FOR THE PERFORMING ARTS, SMITHSONIAN INSTITUTION											
FUND RESOURCES:											
UNDISBURSED FUNDS	NO YEAR	33		0300		.01	- - - - -	\$ .01	- - - - -	- - - - -	
	PRIOR YEARS					20,571.67	- - - - -	- - - - -	- - - - -	(20,571.67)	
TRANSFER TO:											
GENERAL SERVICES ADMINISTRATION	NO YEAR	47	33	0300		251.87	- - - - -	- - - - -	- - - - -	(251.87)	
	SUBTOTAL	FY 1976				20,823.55	- - - - -	.01	- - - - -	(20,823.54)	
TRANSITION QUARTER	PRIOR YEARS	33		0300		(20,571.67)	- - - - -	- - - - -	- - - - -	20,571.67	
UNDISBURSED FUNDS											
TRANSFER TO:											
GENERAL SERVICES ADMINISTRATION	NO YEAR	47	33	0300		(251.87)	- - - - -	- - - - -	- - - - -	251.87	
	SUBTOTAL	TRANSITION QUARTER				(20,823.54)	- - - - -	- - - - -	- - - - -	20,823.54	
FUND EQUITIES:											
UNOBLIGATED BALANCE						-183.88	- - - - -	- - - - -	-\$ .01	-183.87	
ACCOUNTS PAYABLE						-20,639.67	- - - - -	- - - - -	- - - - -	-20,639.67	
	SUBTOTAL	33		0300		-0-	- - - - -	.01	-.01	-0-	
SALARIES AND EXPENSES, NATIONAL GALLERY OF ART											
FUND RESOURCES:											
UNDISBURSED FUNDS	1976	33		0200		- - - - -	\$7,759,000.00	- - - - -	7,076,286.53	(682,713.47)	
	1975					649,221.33	- - - - -	604,061.86	- - - - -	(45,159.47)	
	1974					22,665.70	- - - - -	13,976.18	- - - - -	(8,689.52)	
	PRIOR YEARS					13,914.30	- - - - -	10,352.17	- - - - -	(3,562.13)	
	SUBTOTAL	FY 1976				685,801.33	7,759,000.00	- - - - -	7,704,676.74	(740,124.59)	
TRANSITION QUARTER	1976	33		0200		(682,713.47)	2,021,000.00	- - - - -	2,024,300.78	679,249.26	
UNDISBURSED FUNDS	1975					(45,159.47)	- - - - -	6,186.28	163.43	32,182.00	
	1974					(8,689.52)	- - - - -	37.43	6,791.19	- - - - -	
	PRIOR YEARS					(3,562.13)	- - - - -	6,732.84	1,919.25	8,728.15	
	SUBTOTAL	TRANSITION QUARTER				(740,124.59)	2,021,000.00	- - - - -	2,030,524.49	720,159.41	
FUND EQUITIES:											
ACCOUNTS PAYABLE						-457,280.67	- - - - -	- - - - -	101,628.34	-558,909.01	
UNDELIVERED ORDERS						-228,520.66	- - - - -	- - - - -	-67,270.26	-161,250.40	
	SUBTOTAL	33		0200		-0-	9,780,000.00	- - - - -	9,735,201.23	-0-	
SALARIES AND EXPENSES, WOODROW WILSON INTERNATIONAL CENTER FOR SCHOLARS											
FUND RESOURCES:											
UNDISBURSED FUNDS	NO YEAR	33		0400		13,684.27	- - - - -	1,080.29	- - - - -	(12,603.98)	
	1976					- - - - -	975,000.00	- - - - -	678,009.55	(296,990.45)	
	1975					216,323.08	- - - - -	209,667.17	- - - - -	(6,655.91)	
	SUBTOTAL	FY 1976				230,007.35	975,000.00	- - - - -	888,757.01	(316,250.34)	
TRANSITION QUARTER	NO YEAR	33		0400		(12,603.98)	- - - - -	- - - - -	- - - - -	12,603.98	
UNDISBURSED FUNDS	1976					(296,990.45)	242,000.00	- - - - -	339,259.80	196,860.97	
	1975					(6,655.91)	- - - - -	74.35	2,869.68	4,380.87	
	SUBTOTAL	TRANSITION QUARTER				(316,250.34)	242,000.00	- - - - -	339,334.15	213,845.82	
FUND EQUITIES:											
UNOBLIGATED BALANCE						-3,651.60	- - - - -	- - - - -	2,374.91	-6,026.51	
ACCOUNTS PAYABLE						-133,220.92	- - - - -	- - - - -	-137,972.58	4,751.66	
UNDELIVERED ORDERS						-93,134.83	- - - - -	- - - - -	119,436.14	-212,570.97	
	SUBTOTAL	33		0400		-0-	1,217,000.00	- - - - -	1,228,091.16	-0-	

TRUST FUND ACCOUNTS									
CANAL ZONE BIOLOGICAL AREA FUND, SMITHSONIAN INSTITUTION									
FUND RESOURCES:									
UNDISBURSED FUNDS		NO YEAR 33	8190	12,378.88	43,922.35	---	53,724.55	---	(2,576.68)
	SUBTOTAL	FY 1976		12,378.88	43,922.35	---	53,724.55	---	(2,576.68)
TRANSITION QUARTER									
UNDISBURSED FUNDS		NO YEAR 33	8190	(2,576.68)	11,607.25	---	4,778.13	---	9,405.80
	SUBTOTAL	TRANSITION QUARTER		(2,576.68)	11,607.25	---	4,778.13	---	9,405.80
FUND EQUITIES:									
ACCOUNTS RECEIVABLE				5,392.25	---	---	---	-166.75	5,559.00
UNBLIGATED BALANCE				-15,212.83	---	---	---	-5,017.64	-10,195.19
ACCOUNTS PAYABLE				-2,558.30	---	---	---	314.90	-2,873.20
UNDELIVERED ORDERS				---	---	---	---	1,896.41	-1,896.41
	SUBTOTAL	33	8190	-0-	55,529.60	---	58,502.68	-2,973.08	-0-
NATIONAL COLLECTION OF FINE ARTS TRUST FUND, SMITHSONIAN INSTITUTION									
FUND RESOURCES:									
UNDISBURSED FUNDS		NO YEAR 33	8196	5,911.59	---	---	---	---	(5,911.59)
	SUBTOTAL	FY 1976		5,911.59	---	---	---	---	(5,911.59)
TRANSITION QUARTER									
UNDISBURSED FUNDS		NO YEAR 33	8196	(5,911.59)	---	---	---	---	5,911.59
	SUBTOTAL	TRANSITION QUARTER		(5,911.59)	---	---	---	---	5,911.59
FUND EQUITIES:									
UNBLIGATED BALANCE				-5,911.59	---	---	---	-5,911.59	---
UNDELIVERED ORDERS				---	---	---	---	5,911.59	-5,911.59
	SUBTOTAL	33	8196	-0-	---	---	---	---	-0-
DEDUCTIONS FOR OFFSETTING RECEIPTS <sup>7</sup>									
PROPRIETARY RECEIPTS FROM THE PUBLIC				---	190,518.65	---	190,518.65	---	---
TRANSITION QUARTER PROPRIETARY RECEIPTS FROM THE PUBLIC				---	-7,731.27	---	-7,731.27	---	---
TOTAL, SMITHSONIAN INSTITUTION FY 1976 . . . . .				---	102,554,441.00	---	112,772,409.64	---	---
TOTAL, SMITHSONIAN INSTITUTION T.Q. . . . .				---	27,256,875.98	---	30,423,072.97	-13,384,165.63	---
TEMPORARY STUDY COMMISSIONS									
AVIATION ADVISORY COMMISSION									
TRUST FUND ACCOUNTS									
SALARIES AND EXPENSES, TRUST FLND (TRANSFER TO AVIATION ADVISORY COMMISSION)									
FUND RESOURCES:									
UNDISBURSED FUNDS		1971-73 48 20 8103 55		59,329.81	---	-59,329.81	---	---	---
	SUBTOTAL	FY 1976		59,329.81	---	-59,329.81	---	---	---
FUND EQUITIES:									
UNBLIGATED BALANCE				-59,329.81	---	---	---	-59,329.81	---
	SUBTOTAL	48 20 8103 55		-0-	---	-59,329.81	---	-59,329.81	-0-
TOTAL, AVIATION ADVISORY COMMISSION FY 1976 . . . . .				---	---	-59,329.81	---	---	---
TOTAL, AVIATION ADVISORY COMMISSION T.Q. . . . .				---	---	---	---	-59,329.81	---



Appropriations, Outlays, and Balances - Continued

Appropriation or Fund Account		Account symbol			Balances beginning of fiscal year 1/	Appropriations and other obligational authority 2/	Transfers, borrowings, and investments (net) 3/	Outlays (net)	Balances withdrawn and other transactions 4/	Balances end of fiscal year 5/
Title	Period of availability	Dept. Reg.	Account No. Tr. From	Sub. No.						
TEMPORARY STUDY COMMISSIONS-CONTINUED										
JOINT FEDERAL-STATE LAND USE PLANNING COMMISSION FOR ALASKA										
GENERAL FUND ACCOUNTS										
SALARIES AND EXPENSES, JOINT FEDERAL-STATE LAND USE PLANNING COMMISSION FOR ALASKA										
FUND RESOURCES:										
UNDISBURSED FUNDS	1976 48		0058		---	\$764,000.00	---	\$428,267.40	---	(\$335,732.60)
	1975				\$452,963.16	---	---	423,100.49	---	(29,862.67)
	1974				36.00	---	---	36.00	---	---
	PRIOR YEARS				200.55	---	---	---	---	(200.55)
	SUBTOTAL FY 1976				453,199.71	764,000.00	---	851,403.89	---	(365,795.82)
TRANSITION QUARTER										
UNDISBURSED FUNDS	1976 48		0058		(335,732.60)	120,000.00	---	100,507.03	\$110,145.83	245,079.74
	1975				(29,862.67)	---	---	8,332.10	-352.93	21,883.50
	1974				---	---	---	---	---	---
	PRIOR YEARS				(200.55)	---	---	---	---	200.55
	SUBTOTAL TRANSITION QUARTER				(365,795.82)	120,000.00	---	108,839.13	109,792.90	267,163.79
ACCOUNTS RECEIVABLE										
FUND EQUITIES:										
ACCOUNTS PAYABLE					33,032.24	---	---	---	-90,886.09	123,918.33
UNDELIVERED ORDERS					-93,385.21	---	---	---	-29,462.66	-63,922.55
					-392,846.74	---	---	---	-65,687.17	-327,159.57
	SUBTOTAL 48		0058		-0-	884,000.00	---	960,243.02	-76,243.02	-0-
TRUST FUND ACCOUNTS										
COOPERATIVE FUNDS, JOINT FEDERAL-STATE LAND USE PLANNING COMMISSION FOR ALASKA										
FUND RESOURCES:										
UNDISBURSED FUNDS	NO YEAR 48		8061		---	633,000.00	---	467,559.45	---	(165,440.55)
	SUBTOTAL FY 1976				---	633,000.00	---	467,559.45	---	(165,440.55)
TRANSITION QUARTER										
UNDISBURSED FUNDS	NO YEAR 48		8061		(165,440.55)	90,000.00	---	91,536.34	---	163,904.21
	SUBTOTAL TRANSITION QUARTER				(165,440.55)	90,000.00	---	91,536.34	---	163,904.21
ACCOUNTS RECEIVABLE										
FUND EQUITIES:										
UNOBLIGATED BALANCE					17,835.03	---	---	---	17,831.53	3.50
ACCOUNTS PAYABLE					---	---	---	---	41,818.49	-41,818.49
					-17,835.03	---	---	---	104,254.19	-122,089.22
	SUBTOTAL 48		8061		-0-	723,000.00	---	559,095.79	163,904.21	-0-
DEDUCTIONS FOR OFFSETTING RECEIPTS <sup>7</sup>										
PROPRIETARY RECEIPTS FROM THE PUBLIC					---	-633,013.98	---	-633,013.98	---	---
TRANSITION QUARTER					---	-90,003.72	---	-90,003.72	---	---
PROPRIETARY RECEIPTS FROM THE PUBLIC					---	---	---	---	---	---
TOTAL, JOINT FEDERAL-STATE LAND USE PLANNING COMMISSION FOR ALASKA FY 1976										
					---	763,986.02	---	685,949.36	---	---
TOTAL, JOINT FEDERAL-STATE LAND USE PLANNING COMMISSION FOR ALASKA T.O.										
					---	119,996.28	---	110,371.75	87,661.19	---

OTHER TEMPORARY COMMISSIONS

GENERAL FUND ACCOUNTS

SALARIES AND EXPENSES, COMMISSION ON AMERICAN SHIPBUILDING TRANSITION QUARTER UNDISBURSED FUNDS									
	SUBTOTAL	NO YEAR 48	0052	- - - - -	- - - - -	- - - - -	12,186.24	-12,186.24	- - - - -
SALARIES AND EXPENSES, COMMISSION ON FEDERAL PAPERWORK FUND RESOURCES: UNDISBURSED FUNDS									
	SUBTOTAL	FY 1976	1200	- - - - -	4,100,000.00	- - - - -	1,284,882.24	- - - - -	(2,815,117.76)
TRANSITION QUARTER UNDISBURSED FUNDS									
	SUBTOTAL	NO YEAR 48	1200	- - - - -	2,000,000.00	- - - - -	- - - - -	- - - - -	2,000,000.00
ACCOUNTS RECEIVABLE FUND EQUITIES: UNOBLIGATED BALANCE									
	SUBTOTAL	TRANSITION QUARTER		(2,815,117.76)	2,000,000.00	- - - - -	1,367,342.05	594,269.08	853,506.63
ACCOUNTS PAYABLE UNDELIVERED ORDERS									
	SUBTOTAL	48	1200	- - - - -	- - - - -	- - - - -	- - - - -	2,000,000.00	-2,000,000.00
SALARIES AND EXPENSES, COMMISSION ON HIGHWAY BEAUTIFICATION FUND RESOURCES: UNDISBURSED FUNDS									
	SUBTOTAL	NO YEAR 48	0053	19,300.77	- - - - -	- - - - -	15,884.50	- - - - -	(3,416.27)
TRANSITION QUARTER UNDISBURSED FUNDS									
	SUBTOTAL	NO YEAR 48	0053	(3,416.27)	- - - - -	- - - - -	- - - - -	3,416.27	- - - - -
ACCOUNTS RECEIVABLE FUND EQUITIES: UNOBLIGATED BALANCE									
	SUBTOTAL	48	0053	1,000.00	- - - - -	- - - - -	- - - - -	3,416.27	- - - - -
ACCOUNTS PAYABLE UNDELIVERED ORDERS									
	SUBTOTAL	48	0053	-4,300.77	- - - - -	- - - - -	- - - - -	-4,300.77	- - - - -
SALARIES AND EXPENSES, COMMISSION ON THE ORGANIZATION OF THE GOVERNMENT FOR THE CONDUCT OF FOREIGN POLICY FUND RESOURCES: UNDISBURSED FUNDS									
	SUBTOTAL	1975-76	0060	510,393.90	- - - - -	- - - - -	178,983.65	- - - - -	(331,410.25)
TRANSITION QUARTER UNDISBURSED FUNDS									
	SUBTOTAL	1975	0060	-49.50	- - - - -	- - - - -	49.50	115,913.89	215,446.86
ACCOUNTS RECEIVABLE FUND EQUITIES: UNOBLIGATED BALANCE									
	SUBTOTAL	1974-75		14,343.53	- - - - -	- - - - -	- - - - -	- - - - -	6,49.50
ACCOUNTS PAYABLE UNDELIVERED ORDERS									
	SUBTOTAL	1974		- - - - -	- - - - -	- - - - -	675.00	-190.77	- - - - -
SALARIES AND EXPENSES, NATIONAL STUDY COMMISSION ON RECORDS AND DOCUMENTS OF FEDERAL OFFICIALS FUND RESOURCES: UNDISBURSED FUNDS									
	SUBTOTAL	1976	3700	- - - - -	350,000.00	- - - - -	45,362.05	- - - - -	(304,637.95)
TRANSITION QUARTER UNDISBURSED FUNDS									
	SUBTOTAL	1976	3700	(304,637.95)	- - - - -	- - - - -	105,479.25	103,011.95	96,146.75
ACCOUNTS RECEIVABLE FUND EQUITIES: UNOBLIGATED BALANCE									
	SUBTOTAL	48	3700	- - - - -	- - - - -	- - - - -	- - - - -	15,254.87	-15,254.87
ACCOUNTS PAYABLE UNDELIVERED ORDERS									
	SUBTOTAL	48	3700	-0-	350,000.00	- - - - -	150,841.30	199,158.70	-0-

Appropriations, Outlays, and Balances - Continued

Appropriation or Fund Account		Account symbol			Balances beginning of fiscal year 1/	Appropriations and other obligational authority 2/	Transfers, borrowings, and investments (net) 3/	Outlays (net)	Balances withdrawn and other transactions 4/	Balances end of fiscal year 5/
Title	Period of availability	Dept. Reg.	Account No.	Sub. No.						
TEMPORARY STUDY COMMISSIONS-CONTINUED										
OTHER TEMPORARY COMMISSIONS-CONTINUED										
GENERAL FUND ACCOUNTS-CONTINUED										
SALARIES AND EXPENSES, COMMISSION ON THE REVIEW OF NATIONAL POLICY TOWARD GAMBLING FUND RESOURCES:										
UNDISBURSED FUNDS	1976	48	0062		- - - - -	\$745,000.00	- - - - -	\$640,415.99	- - - - -	(\$104,584.01)
	1975				\$454,248.18	- - - - -	- - - - -	443,248.85	- - - - -	(10,999.33)
	1974				2,022.00	- - - - -	- - - - -	1,122.00	- - - - -	(900.00)
SUBTOTAL FY 1976					456,270.18	745,000.00	- - - - -	1,084,786.84	- - - - -	(116,483.34)
TRANSITION QUARTER UNDISBURSED FUNDS										
	1976	48	0062		(104,584.01)	186,000.00	- - - - -	200,993.86	\$259.07	89,331.08
	1975				(10,999.33)	- - - - -	- - - - -	630.49	2,045.84	8,323.00
	1974				(900.00)	- - - - -	- - - - -	- - - - -	900.00	- - - - -
SUBTOTAL TRANSITION QUARTER					(116,483.34)	186,000.00	- - - - -	201,624.35	3,204.91	97,654.08
ACCOUNTS RECEIVABLE					436.88	- - - - -	- - - - -	- - - - -	-944.12	1,381.00
FUND EQUITIES:										
ACCOUNTS PAYABLE					-36,574.24	- - - - -	- - - - -	- - - - -	13,187.84	-49,762.08
UNDELIVERED ORDERS					-420,132.82	- - - - -	- - - - -	- - - - -	-370,859.82	-49,273.00
SUBTOTAL 48			0062		-0-	931,000.00	- - - - -	1,286,411.19	-355,411.19	-0-
DEFENSE MANPOWER COMMISSION FUND RESOURCES:										
UNDISBURSED FUNDS	1976	48	0066		- - - - -	1,300,000.00	- - - - -	1,107,048.72	- - - - -	(192,951.28)
	1975				132,693.29	- - - - -	- - - - -	116,364.35	- - - - -	(16,328.94)
	1974-75				121,562.29	- - - - -	- - - - -	77,100.77	- - - - -	(44,461.52)
	1974				1,000.00	- - - - -	- - - - -	- - - - -	- - - - -	(1,000.00)
SUBTOTAL FY 1976					255,255.58	1,300,000.00	- - - - -	1,300,513.84	- - - - -	(254,741.74)
TRANSITION QUARTER UNDISBURSED FUNDS										
	1976	48	0066		(192,951.28)	- - - - -	- - - - -	84,619.20	79,576.85	28,755.23
	1975				(16,328.94)	- - - - -	- - - - -	-15.18	16,294.62	49.50
	1974-75				(44,461.52)	- - - - -	- - - - -	46,186.00	-1,724.48	- - - - -
	1974				(1,000.00)	- - - - -	- - - - -	- - - - -	1,000.00	- - - - -
SUBTOTAL TRANSITION QUARTER					(254,741.74)	- - - - -	- - - - -	130,790.02	95,146.99	28,804.73
ACCOUNTS RECEIVABLE					1,091.91	- - - - -	- - - - -	- - - - -	-11,247.19	12,339.10
FUND EQUITIES:										
ACCOUNTS PAYABLE					-107,367.42	- - - - -	- - - - -	- - - - -	-86,209.51	-21,157.91
UNDELIVERED ORDERS					-148,980.07	- - - - -	- - - - -	- - - - -	-128,994.15	-19,985.92
SUBTOTAL 48			0066		-0-	1,300,000.00	- - - - -	1,431,303.86	-131,303.86	-0-
SALARIES AND EXPENSES, LOWELL HISTORIC CANAL DISTRICT COMMISSION FUND RESOURCES:										
UNDISBURSED FUNDS	1976	48	1400		- - - - -	120,000.00	- - - - -	54,338.95	- - - - -	(65,661.05)
SUBTOTAL FY 1976					- - - - -	120,000.00	- - - - -	54,338.95	- - - - -	(65,661.05)
TRANSITION QUARTER UNDISBURSED FUNDS										
	NO YEAR	48	1400		- - - - -	30,000.00	\$14,175.13	-63,282.92	- - - - -	107,458.05
	1976				(65,661.05)	- - - - -	-14,175.13	120,858.86	- - - - -	6-69,372.94
SUBTOTAL TRANSITION QUARTER					(65,661.05)	30,000.00	- - - - -	57,575.94	- - - - -	38,085.11
ACCOUNTS RECEIVABLE					- - - - -	- - - - -	- - - - -	- - - - -	-75,188.68	75,188.68
FUND EQUITIES:										
UNOBLIGATED BALANCE					- - - - -	- - - - -	- - - - -	- - - - -	32,230.66	-32,230.66
ACCOUNTS PAYABLE					- - - - -	- - - - -	- - - - -	- - - - -	76,043.13	-76,043.13
UNDELIVERED ORDERS					- - - - -	- - - - -	- - - - -	- - - - -	5,000.00	-5,000.00
SUBTOTAL 48			1400		-0-	150,000.00	- - - - -	111,914.89	38,085.11	-0-

SALARIES AND EXPENSES, NATIONAL COMMISSION FOR THE REVIEW OF FEDERAL AND STATE LAWS RELATING TO WIRETAPPING AND ELECTRONIC SURVEILLANCE									
FUND RESOURCES:									
UNDISBURSED FUNDS		NO YEAR 48	0063	108,094.49	400,000.00				
	SUBTOTAL	FY 1976		108,094.49	400,000.00			322,469.93	(185,624.56)
TRANSITION QUARTER UNDISBURSED FUNDS		NO YEAR 48	0063	(185,624.56)				322,469.93	(185,624.56)
	SUBTOTAL	TRANSITION QUARTER		(185,624.56)				105,598.70	80,025.86
ACCOUNTS RECEIVABLE								105,598.70	80,025.86
FUND EQUITIES:									
UNOBLIGATED BALANCE									11,903.20
ACCOUNTS PAYABLE				-44,055.08					9,982.49
UNDELIVERED ORDERS				-33,985.46					-32,526.59
	SUBTOTAL	48	0063	-30,053.95	400,000.00			6,378.67	-1,458.87
				-0-				-28,068.63	-36,432.62
									-0-
SALARIES AND EXPENSES, NATIONAL COMMISSION ON CONSUMER FINANCE									
FUND RESOURCES:									
UNDISBURSED FUNDS		PRIOR YEARS 48	0100	50,198.50					
	SUBTOTAL	FY 1976		50,198.50					(50,198.50)
TRANSITION QUARTER UNDISBURSED FUNDS		PRIOR YEARS 48	0100	(50,198.50)					(50,198.50)
	SUBTOTAL	TRANSITION QUARTER		(50,198.50)					
FUND EQUITIES:								50,198.50	
UNDELIVERED ORDERS								50,198.50	
	SUBTOTAL	48	0100	-50,198.50				-50,198.50	
				-0-					-0-
SALARIES AND EXPENSES, NATIONAL COMMISSION ON ELECTRONIC									
FUND TRANSFERS									
FUND RESOURCES:									
UNDISBURSED FUNDS		NO YEAR 48	0900	500,000.00					
	SUBTOTAL	FY 1976		500,000.00				192,641.33	(307,358.67)
TRANSITION QUARTER UNDISBURSED FUNDS		NO YEAR 48	0900	(307,358.67)				192,641.33	(307,358.67)
	SUBTOTAL	TRANSITION QUARTER		(307,358.67)				205,015.24	102,343.43
ACCOUNTS RECEIVABLE								205,015.24	102,343.43
FUND EQUITIES:									
UNOBLIGATED BALANCE									8,014.45
ACCOUNTS PAYABLE				-500,000.00					-8,014.45
UNDELIVERED ORDERS									-458,904.97
	SUBTOTAL	48	0900	-0-				58,436.76	-41,095.03
								10,826.09	-58,436.76
								397,656.57	-10,826.09
								-397,656.57	-0-
SALARIES AND EXPENSES, NATIONAL COMMISSION ON FIRE PREVENTION AND CONTROL									
FUND RESOURCES:									
UNDISBURSED FUNDS		PRIOR YEARS 48	3600	30,477.00					
	SUBTOTAL	FY 1976		30,477.00					(30,477.00)
TRANSITION QUARTER UNDISBURSED FUNDS		PRIOR YEARS 48	3600	(30,477.00)					(30,477.00)
	SUBTOTAL	TRANSITION QUARTER		(30,477.00)					
FUND EQUITIES:								30,477.00	
ACCOUNTS PAYABLE								30,477.00	
	SUBTOTAL	48	3600	-30,477.00				-30,477.00	
				-0-					-0-
SALARIES AND EXPENSES, NATIONAL COMMISSION ON MATERIALS POLICY									
FUND RESOURCES:									
UNDISBURSED FUNDS		1973-74 48	1000	-82,658.96					
		PRIOR YEARS		125,322.75					(9,708.77)
	SUBTOTAL	FY 1976		42,663.79				-92,367.73	(32,347.98)
TRANSITION QUARTER UNDISBURSED FUNDS		1973-74 48	1000	(9,708.77)				92,974.77	(42,056.75)
		PRIOR YEARS		(32,347.98)				607.04	(9,708.77)
	SUBTOTAL	TRANSITION QUARTER		(42,056.75)					
ACCOUNTS RECEIVABLE									9,708.77
FUND EQUITIES:									15,706.86
UNOBLIGATED BALANCE									25,415.63
ACCOUNTS PAYABLE				-8,075.30					16,641.12
UNDELIVERED ORDERS				-95,258.52					16,641.12
				-33,558.16					226.99
	SUBTOTAL	48	1000	-0-				607.04	-8,075.30
									-78,390.41
									-33,558.16
									-607.04
									-16,868.11
									-0-

Appropriations, Outlays, and Balances - Continued

Appropriation or Fund Account		Account symbol			Balances beginning of fiscal year 1/	Appropriations and other obligations authority 2/	Transfers, borrowings, and investments (net) 3/	Outlays (net)	Balances withdrawn and other transactions 4/	Balances end of fiscal year 2/
Title	Period of availability	Dept. Reg.	Account No.	Sub. No.						
TEMPORARY STUDY COMMISSIONS-CONTINUED										
OTHER TEMPORARY COMMISSIONS-CONTINUED										
GENERAL FUND ACCOUNTS-CONTINUED										
SALARIES AND EXPENSES, NATIONAL COMMISSION ON OBSERVANCE OF INTERNATIONAL WOMEN'S YEAR, 1975										
FUND RESOURCES:										
UNDISBURSED FUNDS	NO YEAR 48		2500		---	\$5,000,000.00	---	---	---	(\$5,000,000.00)
	SUBTOTAL FY 1976				---	5,000,000.00	---	---	---	(5,000,000.00)
TRANSITION QUARTER UNDISBURSED FUNDS	NO YEAR 48		2500		(\$5,000,000.00)	---	\$26,574.49	---	---	4,973,425.51
	SUBTOTAL TRANSITION QUARTER				(5,000,000.00)	---	26,574.49	---	-\$850.00	4,973,425.51
ACCOUNTS RECEIVABLE					---	---	---	---	---	850.00
FUND EQUITIES:					---	---	---	---	---	---
UNOBLIGATED BALANCE					---	---	---	---	4,609,314.62	-4,609,314.62
ACCOUNTS PAYABLE					---	---	---	---	328,825.51	-328,825.51
UNDELIVERED ORDERS					---	---	---	---	36,135.38	-36,135.38
	SUBTOTAL 48		2500		-0-	5,000,000.00	26,574.49	---	4,973,425.51	-0-
SALARIES AND EXPENSES, NATIONAL COMMISSION ON SUPPLIES AND SHORTAGES										
FUND RESOURCES:										
UNDISBURSED FUNDS	1976-MARCH 31, 1977	48	0800		---	125,000.00	---	---	---	(125,000.00)
	1976				---	622,500.00	---	---	---	(318,729.31)
	1975-76				---	287,500.00	---	---	---	(27,885.11)
	SUBTOTAL FY 1976				---	287,500.00	---	---	---	(471,614.42)
TRANSITION QUARTER UNDISBURSED FUNDS	1976-MARCH 31, 1977	48	0800		(125,000.00)	---	---	---	---	125,000.00
	1976				(318,729.31)	---	---	---	---	238,924.00
	1975-76				(27,885.11)	---	---	---	---	4,985.56
	SUBTOTAL TRANSITION QUARTER				(471,614.42)	---	---	---	---	368,909.56
FUND EQUITIES:					---	---	---	---	---	---
UNOBLIGATED BALANCE					-287,500.00	---	---	---	---	-125,000.00
ACCOUNTS PAYABLE					---	---	---	---	---	-83,148.16
UNDELIVERED ORDERS					---	---	---	---	---	-160,761.40
	SUBTOTAL 48		0800		-0-	1,042,500.00	940,525.21	---	101,974.79	-0-
NATIONAL COMMISSION ON THE FINANCING OF POSTSECONDARY EDUCATION										
FUND RESOURCES:										
UNDISBURSED FUNDS	1973-74	48	0059		12,771.40	---	---	---	---	(32,231.40)
	SUBTOTAL FY 1976				12,771.40	---	---	---	---	(32,231.40)
TRANSITION QUARTER UNDISBURSED FUNDS	1973-74	48	0059		(32,231.40)	---	---	---	---	---
	PRIOR YEARS				---	---	---	---	---	32,231.40
	SUBTOTAL TRANSITION QUARTER				(32,231.40)	---	---	---	---	32,231.40
ACCOUNTS RECEIVABLE					82.27	---	---	---	---	82.27
FUND EQUITIES:					---	---	---	---	---	---
ACCOUNTS PAYABLE					-12,853.67	---	---	---	---	-12,771.40
UNDELIVERED ORDERS					---	---	---	---	---	-19,460.00
	SUBTOTAL 48		0059		-0-	---	-19,460.00	---	19,460.00	-0-
SALARIES AND EXPENSES, NATIONAL COMMISSION ON WATER QUALITY										
FUND RESOURCES:										
UNDISBURSED FUNDS	NO YEAR 48		0061		5,044,921.29	---	---	---	---	(-43,530.16)
	1976				---	175,000.00	---	---	---	(175,000.00)
	1974-75				2,252,989.12	---	---	---	---	(52,262.69)
	1974				-19.00	---	---	---	---	(-19.00)
	PRIOR YEARS				808.81	---	---	---	---	(-29,614.31)
	SUBTOTAL FY 1976				7,298,760.22	---	---	---	---	(154,095.22)
TRANSITION QUARTER UNDISBURSED FUNDS	NO YEAR 48		0061		(-43,530.16)	---	---	---	---	26,621.28
	1976				(175,000.00)	---	---	---	---	---
	1974-75				(52,262.69)	---	---	---	---	10,156.12
	1974				(-19.00)	---	---	---	---	6-19.00
	PRIOR YEARS				(-29,614.31)	---	---	---	---	---
	SUBTOTAL TRANSITION QUARTER				(154,099.22)	---	---	---	---	36,798.40
ACCOUNTS RECEIVABLE					4,212.99	---	---	---	---	105.73
FUND EQUITIES:					---	---	---	---	---	---
UNOBLIGATED BALANCE					-2,306,062.09	---	---	---	---	-2,279,595.46
ACCOUNTS PAYABLE					-203,435.11	---	---	---	---	-4.65
UNDELIVERED ORDERS					-4,793,476.01	---	---	---	---	-10,432.85
	SUBTOTAL 48		0061		-0-	175,000.00	7,496,284.72	---	-7,321,284.72	-0-

SALARIES AND EXPENSES, NATIONAL WATER COMMISSION									
FUND RESOURCES:									
UNDISBURSED FUNDS		NO YEAR 48	2900	75,848.00				30,618.00	(45,230.00)
	SUBTOTAL	FY 1976		75,848.00				30,618.00	(45,230.00)
TRANSITION QUARTER UNDISBURSED FUNDS		NO YEAR 48	2900	(45,230.00)					45,230.00
	SUBTOTAL	TRANSITION QUARTER		(45,230.00)					45,230.00
FUND EQUITIES:									
UNOBLIGATED BALANCE				-41,286.64					-41,286.64
ACCOUNTS PAYABLE				-547.36					-547.36
UNDELIVERED ORDERS				-34,014.00					-34,014.00
	SUBTOTAL	48	2900	-0-				30,618.00	-30,618.00
SALARIES AND EXPENSES, NAVAJO AND HOPI RELOCATION COMMISSION									
FUND RESOURCES:									
UNDISBURSED FUNDS		NO YEAR 48	1100		12,700,000.00			66,348.05	(12,633,651.95)
	SUBTOTAL	FY 1976			12,700,000.00			66,348.05	(12,633,651.95)
TRANSITION QUARTER UNDISBURSED FUNDS		NO YEAR 48	1100	(12,633,651.95)	100,000.00			74,292.91	12,659,359.04
	SUBTOTAL	TRANSITION QUARTER		(12,633,651.95)	100,000.00			74,292.91	12,659,359.04
ACCOUNTS RECEIVABLE									-500.00
FUND EQUITIES:									
UNOBLIGATED BALANCE								12,556,540.78	-12,556,540.78
ACCOUNTS PAYABLE								8,251.94	-8,251.94
UNDELIVERED ORDERS								95,066.32	-95,066.32
	SUBTOTAL	48	1100	-0-	12,800,000.00			140,640.96	12,659,359.04
SALARIES AND EXPENSES, PRIVACY PROTECTION STUDY COMMISSION									
FUND RESOURCES:									
UNDISBURSED FUNDS		NO YEAR 48	2200		398,000.00			337,249.11	(60,750.89)
	SUBTOTAL	FY 1976			152,000.00			133,794.61	(18,205.39)
TRANSITION QUARTER UNDISBURSED FUNDS		NO YEAR 48	2200	(60,750.89)	450,000.00			471,043.72	(78,956.28)
	SUBTOTAL	TRANSITION QUARTER		(60,750.89)	450,000.00			208,512.42	302,238.47
ACCOUNTS RECEIVABLE				(18,205.39)				-6,432.96	8,387.42
FUND EQUITIES:									
UNOBLIGATED BALANCE				(78,956.28)				16,250.93	310,625.89
ACCOUNTS PAYABLE								202,079.46	7,620.56
UNDELIVERED ORDERS								-7,620.56	
	SUBTOTAL	48	2200	-0-	1,000,000.00			222,973.11	-222,973.11
								68,278.69	-68,278.69
								26,994.65	-26,994.65
									-0-
SALARIES AND EXPENSES, JOINT COMMISSION ON THE COINAGE									
FUND RESOURCES:									
UNDISBURSED FUNDS		NO YEAR 48	2400	765.10					(765.10)
	SUBTOTAL	FY 1976		765.10					(765.10)
TRANSITION QUARTER UNDISBURSED FUNDS		NO YEAR 48	2400	(765.10)					765.10
	SUBTOTAL	TRANSITION QUARTER		(765.10)					765.10
FUND EQUITIES:									
UNOBLIGATED BALANCE				-765.10					-765.10
	SUBTOTAL	48	2400	-0-					-0-
SALARIES AND EXPENSES, COMMISSION ON GOVERNMENT PROCUREMENT									
FUND RESOURCES:									
UNDISBURSED FUNDS		NO YEAR 48	0500	299,106.33					(299,106.33)
	SUBTOTAL	FY 1976		299,106.33					(299,106.33)
TRANSITION QUARTER UNDISBURSED FUNDS		NO YEAR 48	0500	(299,106.33)					299,106.33
	SUBTOTAL	TRANSITION QUARTER		(299,106.33)					299,106.33
FUND EQUITIES:									
UNOBLIGATED BALANCE				-299,106.33					-299,106.33
	SUBTOTAL	48	0500	-0-					-0-

Appropriations, Outlays, and Balances - Continued

Appropriation or Fund Account Title	Period of availability	Account symbol			Balances beginning of fiscal year 1/	Appropriations and other obligational authority 2/	Transfers, borrowings, and investments (net) 3/	Outlays (net)	Balances withdrawn and other transactions 4/	Balances end of fiscal year 5/
		Dept. Reg	Tr. From	Account No.						
TEMPORARY STUDY COMMISSIONS-CONTINUED										
OTHER TEMPORARY COMMISSIONS-CONTINUED										
GENERAL FUND ACCOUNTS-CONTINUED										
SALARIES AND EXPENSES, PRESIDENT'S COUNCIL ON YOUTH OPPORTUNITY, FUND RESOURCES:										
UNDISBURSED FUNDS	PRIOR YEARS 48		3300	-----	-----	-----	-\$10,365.41	-----	(\$10,365.41)	
	SUBTOTAL FY 1976			-----	-----	-----	-10,365.41	-----	(10,365.41)	
TRANSITION QUARTER										
UNDISBURSED FUNDS	PRIOR YEARS 48		3300	(\$10,365.41)	-----	-----	-----	\$10,365.41	-----	
	SUBTOTAL 48		3300	-0-	-----	-----	-10,365.41	10,365.41	-0-	
TRUST FUND ACCOUNTS										
CONTRIBUTIONS, NATIONAL COMMISSION ON THE OBSERVANCE OF INTERNATIONAL WOMEN'S YEAR, 1975										
TRANSITION QUARTER				-----			-----	-----	-----	
UNDISBURSED FUNDS	NO YEAR 48		8024	-----	\$685.70	-----	-----	-----	685.70	
	SUBTOTAL TRANSITION QUARTER			-----	685.70	-----	-----	-----	685.70	
FUND EQUITIES:										
UNOBLIGATED BALANCE				-----	-----	-----	-----	685.70	-685.70	
	SUBTOTAL 48		8024	-0-	685.70	-----	-----	685.70	-0-	
TOTAL, OTHER TEMPORARY COMMISSIONS FY 1976										
				-----	26,187,500.00	-----	12,916,235.61	-----	-----	
TOTAL, OTHER TEMPORARY COMMISSIONS T.O.										
				-----	3,061,685.70	-----	3,042,371.50	13,290,578.59	-----	
TOTAL, TEMPORARY STUDY COMMISSIONS FY 1976										
				-----	26,951,486.02	-\$59,329.81	13,602,184.97	-----	-----	
TOTAL, TEMPORARY STUDY COMMISSIONS T.O.										
				-----	3,181,681.98	-----	3,152,743.25	13,318,909.97	-----	
TENNESSEE VALLEY AUTHORITY										
PUBLIC ENTERPRISE FUNDS										
TENNESSEE VALLEY AUTHORITY FUND										
FUND RESOURCES:										
UNDISBURSED FUNDS	NO YEAR 64		4110	194,932,786.67	-----	<sup>31</sup> 845,025,000.00	980,344,741.17	<sup>32</sup> 13,181.59	(59,599,863.91)	
PAYMENT TO TENNESSEE VALLEY AUTHORITY FUND	NO YEAR 64		0110	-----	100,025,000.00	-100,025,000.00	-----	-----	-----	
AUTHORITY TO BORROW FROM THE TREASURY AND THE PUBLIC				1,340,000,000.00	-----	-745,000,000.00	-----	-----	(595,000,000.00)	
	SUBTOTAL FY 1976			1,534,932,786.67	100,025,000.00	-----	980,344,741.17	13,181.59	(654,595,863.91)	
TRANSITION QUARTER										
UNDISBURSED FUNDS	NO YEAR 64		4110	(59,599,863.91)	-----	<sup>33</sup> 485,550,000.00	232,136,831.23	<sup>32</sup> 106,389,374.50	206,623,658.18	
PAYMENT TO TENNESSEE VALLEY AUTHORITY FUND	NO YEAR 64		0110	-----	30,550,000.00	-30,550,000.00	-----	-----	-----	
AUTHORITY TO BORROW FROM THE TREASURY AND THE PUBLIC				(595,000,000.00)	10,000,000,000.00	-----	-----	-----	10,140,000,000.00	
	SUBTOTAL TRANSITION QUARTER			(654,599,863.91)	10,030,550,000.00	-455,000,000.00	232,136,831.23	106,389,374.50	10,346,623,658.18	
ACCOUNTS RECEIVABLE				137,662,373.12	-----	-----	-----	-40,730,426.75	178,392,799.87	
FUND EQUITIES:										
UNOBLIGATED BALANCE				-685,317,531.29	-----	-----	-----	7,835,574,730.00	-8,520,892,261.29	
ACCOUNTS PAYABLE				-364,443,454.50	-----	-----	-----	37,262,236.26	-401,705,690.76	
UNDELIVERED ORDERS				-622,834,174.00	-----	-----	-----	979,584,332.00	-1,602,418,506.00	
	SUBTOTAL 64		4110	-0-	10,130,575,000.00	-----	1,212,481,572.40	8,918,093,427.60	-0-	
DEDUCTIONS FOR OFFSETTING RECEIPTS <sup>7</sup>										
PROPRIETARY RECEIPTS FROM THE PUBLIC				-----	-----	-----	-----	-----	-----	
				-----	-26,529.31	-----	-26,529.31	-----	-----	
TRANSITION QUARTER										
PROPRIETARY RECEIPTS FROM THE PUBLIC				-----	-----	-----	-----	-----	-----	
				-----	-6,520.22	-----	-6,520.22	-----	-----	
TOTAL, TENNESSEE VALLEY AUTHORITY FY 1976										
				-----	59,998,470.69	-----	980,318,211.86	13,181.59	-----	
TOTAL, TENNESSEE VALLEY AUTHORITY T.O.										
				-----	10,030,543,479.78	-----	232,130,311.01	8,918,080,246.01	-----	

UNITED STATES INFORMATION  
AGENCY

GENERAL FUND ACCOUNTS

SALARIES AND EXPENSES, UNITED STATES INFORMATION AGENCY								
FUND RESOURCES:								
UNDISBURSED FUNDS	1976 67	0100	- - - - -	247,300,000.00	- - - - -	211,089,393.77	- - - - -	(36,210,606.23)
	1975			24,232,588.45		21,842,837.12		(2,389,751.33)
	1974			4,779,007.15		3,767,325.10		(1,011,682.05)
	PRIOR YEARS			984,332.95		471,109.88		(513,223.07)
	SUBTOTAL FY 1976			29,995,928.55		237,170,665.87		(40,125,262.68)
TRANSITION QUARTER UNDISBURSED FUNDS								
	1976 67	0100	(36,210,606.23)	67,113,000.00	- - - - -	67,449,900.54	1,022,181.41	34,851,524.28
	1975		(2,389,751.33)			493,468.90	456,203.13	1,440,079.30
	1974		(1,011,682.05)			54,144.41		
	PRIOR YEARS		(513,223.07)		-957,537.64	84,098.59	543,862.58	842,799.54
	SUBTOTAL TRANSITION QUARTER		(40,125,262.68)	67,113,000.00	957,537.64	68,081,612.44	2,022,247.12	37,134,403.12
			8,439,008.68				3,344,215.24	5,094,753.44
ACCOUNTS RECEIVABLE								
FUND EQUITIES:								
ACCOUNTS PAYABLE			-13,776,441.56				-1,827,873.30	-11,948,568.26
UNDELIVERED ORDERS			-24,658,495.67				5,622,132.63	-30,280,628.30
	SUBTOTAL 67	0100	-0-	314,413,000.00		305,252,278.31	9,160,721.69	-0-
SALARIES AND EXPENSES, SPECIAL FOREIGN CURRENCY PROGRAM, UNITED STATES INFORMATION AGENCY								
FUND RESOURCES:								
UNDISBURSED FUNDS	NO YEAR 67	0103	4,176,815.11	9,995,000.00	- - - - -	9,897,843.80	- - - - -	(4,273,971.31)
	SUBTOTAL FY 1976		4,176,815.11	9,995,000.00	- - - - -	9,897,843.80	- - - - -	(4,273,971.31)
TRANSITION QUARTER UNDISBURSED FUNDS								
	NO YEAR 67	0103	(4,273,971.31)	3,225,000.00	- - - - -	2,094,868.42	- - - - -	5,404,102.89
	SUBTOTAL TRANSITION QUARTER		(4,273,971.31)	3,225,000.00	- - - - -	2,094,868.42	- - - - -	5,404,102.89
			679,065.97				410,141.79	268,924.18
ACCOUNTS RECEIVABLE								
FUND EQUITIES:								
UNOBLIGATED BALANCE			-352,437.74				2,290,547.58	-2,642,985.32
ACCOUNTS PAYABLE			-1,097,707.99				670,292.31	-1,768,000.30
UNDELIVERED ORDERS			-3,405,735.35				-2,143,693.90	-1,262,041.45
	SUBTOTAL 67	0103	-0-	13,220,000.00		11,992,712.22	1,227,287.78	-0-
SPECIAL INTERNATIONAL EXHIBITIONS, UNITED STATES INFORMATION AGENCY								
FUND RESOURCES:								
UNDISBURSED FUNDS	NO YEAR 67	0064	7,373,385.12	6,187,000.00	-220,500.00	7,611,636.32	- - - - -	(5,728,248.80)
TRANSFER TO:								
LABOR	NO YEAR 16 67	0064	183,071.67		220,500.00	248,184.66	- - - - -	(155,387.01)
	SUBTOTAL FY 1976		7,556,456.79	6,187,000.00	- - - - -	7,859,820.98	- - - - -	(5,883,635.81)
TRANSITION QUARTER UNDISBURSED FUNDS								
TRANSFER TO:								
LABOR	NO YEAR 67	0064	(5,728,248.80)	2,004,000.00	-76,000.00	2,007,730.63	- - - - -	5,648,518.17
	NO YEAR 16 67	0064	(155,387.01)		76,000.00	55,172.49	- - - - -	176,214.52
	SUBTOTAL TRANSITION QUARTER		(5,883,635.81)	2,004,000.00	- - - - -	2,062,903.12	- - - - -	5,824,732.69
			555,528.50				-54,735.63	610,264.13
ACCOUNTS RECEIVABLE								
FUND EQUITIES:								
UNOBLIGATED BALANCE			-5,071,257.08				-545,579.29	-4,525,677.79
ACCOUNTS PAYABLE			-139,562.20				208,748.98	-348,311.18
UNDELIVERED ORDERS			-2,901,166.01				-1,340,158.16	-1,561,007.85
	SUBTOTAL 67	0064	-0-	8,191,000.00		9,922,724.10	-1,731,724.10	-0-
SPECIAL INTERNATIONAL EXHIBITIONS, SPECIAL FOREIGN CURRENCY PROGRAM, UNITED STATES INFORMATION AGENCY								
FUND RESOURCES:								
UNDISBURSED FUNDS	NO YEAR 67	0069	143,289.40			37,752.69	- - - - -	(105,536.71)
TRANSFER TO:								
LABOR	NO YEAR 16 67	0069	19,507.44			1,050.42	- - - - -	(18,457.02)
	SUBTOTAL FY 1976		162,796.84			38,803.11	- - - - -	(123,993.73)
TRANSITION QUARTER UNDISBURSED FUNDS								
TRANSFER TO:								
LABOR	NO YEAR 67	0069	(105,536.71)				- - - - -	105,536.71
	NO YEAR 16 67	0069	(18,457.02)				- - - - -	18,457.02
	SUBTOTAL TRANSITION QUARTER		(123,993.73)				- - - - -	123,993.73
			96,115.00				96,115.00	- - - - -
ACCOUNTS RECEIVABLE								
FUND EQUITIES:								
UNOBLIGATED BALANCE			-199,049.47				-81,733.44	-117,316.03
ACCOUNTS PAYABLE			-30,502.00				-25,024.30	-5,477.70
UNDELIVERED ORDERS			-29,360.37				-28,160.37	-1,200.00
	SUBTOTAL 67	0069	-0-			38,803.11	-38,803.11	-0-



Appropriations, Outlays, and Balances - Continued

Appropriation or Fund Account		Account symbol			Balances beginning of fiscal year <u>1/</u>	Appropriations and other obligational authority <u>2/</u>	Transfers, borrowings, and investments (net) <u>3/</u>	Outlays (net)	Balances withdrawn and other transactions <u>4/</u>	Balances end of fiscal year <u>5/</u>
Title	Period of availability	Dept. Reg.	Account No.	Sub. No.						
UNITED STATES INFORMATION AGENCY-CONTINUED										
GENERAL FUND ACCOUNTS-CONTINUED										
ACQUISITION AND CONSTRUCTION OF RADIO FACILITIES, UNITED STATES INFORMATION AGENCY										
FUND RESOURCES:										
UNDISBURSED FUNDS	NO YEAR 67		1124		\$4,774,426.09	\$10,135,000.00	- - - - -	\$2,260,581.21	- - - - -	(\$12,648,844.88)
	FY 1976				4,774,426.09	10,135,000.00	- - - - -	2,260,581.21	- - - - -	(12,648,844.88)
	SUBTOTAL									
TRANSITION QUARTER UNDISBURSED FUNDS	NO YEAR 67		1124		(12,648,844.88)	260,000.00	- - - - -	673,462.52	- - - - -	12,235,382.36
	TRANSITION QUARTER				(12,648,844.88)	260,000.00	- - - - -	673,462.52	- - - - -	12,235,382.36
	SUBTOTAL								\$302.56	
ACCOUNTS RECEIVABLE										
FUND EQUITIES:										
UNOBLIGATED BALANCE					-3,520,444.49	- - - - -	- - - - -	- - - - -	7,775,622.25	-11,296,066.74
ACCOUNTS PAYABLE					-70,059.70	- - - - -	- - - - -	- - - - -	-32,652.88	-37,406.82
UNDELIVERED ORDERS					-1,184,224.46	- - - - -	- - - - -	- - - - -	-282,315.66	-901,908.80
	SUBTOTAL 67		1124		-0-	10,395,000.00	- - - - -	2,934,043.73	7,460,956.27	-0-
PUBLIC ENTERPRISE FUNDS										
INFORMATIONAL MEDIA GUARANTEE FUND, UNITED STATES INFORMATION AGENCY										
FUND RESOURCES:										
UNDISBURSED FUNDS	NO YEAR 67		4367		346,930.71	- - - - -	- - - - -	- - - - -	- - - - -	(346,930.71)
AUTHORITY TO BORROW FROM THE TREASURY	FY 1976				5,873,610.67	- - - - -	- - - - -	- - - - -	- - - - -	(5,873,610.67)
	SUBTOTAL				6,220,541.38	- - - - -	- - - - -	- - - - -	- - - - -	(6,220,541.38)
TRANSITION QUARTER UNDISBURSED FUNDS	NO YEAR 67		4367		(346,930.71)	- - - - -	- - - - -	- - - - -	- - - - -	346,930.71
AUTHORITY TO BORROW FROM THE TREASURY	TRANSITION QUARTER				(5,873,610.67)	- - - - -	- - - - -	- - - - -	- - - - -	5,873,610.67
	SUBTOTAL				(6,220,541.38)	- - - - -	- - - - -	- - - - -	- - - - -	6,220,541.38
FUND EQUITIES:										
UNOBLIGATED BALANCE					-6,220,541.38	- - - - -	- - - - -	- - - - -	- - - - -	-6,220,541.38
	SUBTOTAL 67		4367		-0-	- - - - -	- - - - -	- - - - -	- - - - -	-0-
TRUST FUND ACCOUNTS										
CONTRIBUTIONS AND GIFTS, UNITED STATES INFORMATION AGENCY										
FUND RESOURCES:										
UNDISBURSED FUNDS	NO YEAR 67		8564		74,933.15	44,665.06	- - - - -	102,221.14	- - - - -	(17,377.07)
	FY 1976				74,933.15	44,665.06	- - - - -	102,221.14	- - - - -	(17,377.07)
	SUBTOTAL									
TRANSITION QUARTER UNDISBURSED FUNDS	NO YEAR 67		8564		(17,377.07)	5,000.00	\$8,618.21	3,810.01	- - - - -	27,185.27
	TRANSITION QUARTER				(17,377.07)	5,000.00	8,618.21	3,810.01	- - - - -	27,185.27
	SUBTOTAL									
FUND EQUITIES:										
UNOBLIGATED BALANCE					-7,967.12	- - - - -	- - - - -	- - - - -	16,365.47	-24,332.59
UNDELIVERED ORDERS					-66,966.03	- - - - -	- - - - -	- - - - -	-64,113.35	-2,852.68
	SUBTOTAL 67		8564		-0-	49,665.06	8,618.21	106,031.15	-47,747.88	-0-
CONTRIBUTIONS, EDUCATIONAL AND CULTURAL EXCHANGE, UNITED STATES INFORMATION AGENCY										
FUND RESOURCES:										
UNDISBURSED FUNDS	NO YEAR 67		8570		1,183.50	24,574.77	- - - - -	17,140.06	- - - - -	(8,618.21)
	FY 1976				1,183.50	24,574.77	- - - - -	17,140.06	- - - - -	(8,618.21)
	SUBTOTAL									
TRANSITION QUARTER UNDISBURSED FUNDS	NO YEAR 67		8570		(8,618.21)	- - - - -	-8,618.21	- - - - -	- - - - -	- - - - -
	TRANSITION QUARTER				(8,618.21)	- - - - -	-8,618.21	- - - - -	- - - - -	- - - - -
	SUBTOTAL									
FUND EQUITIES:										
UNOBLIGATED BALANCE					-588.50	- - - - -	- - - - -	- - - - -	-588.50	- - - - -
UNDELIVERED ORDERS					-595.00	- - - - -	- - - - -	- - - - -	-595.00	- - - - -
	SUBTOTAL 67		8570		-0-	24,574.77	-8,618.21	17,140.06	-1,183.50	-0-

UNITED STATES DOLLARS ADVANCED FROM  
 FOREIGN GOVERNMENTS, UNITED STATES  
 INFORMATIONAL EXCHANGE PROGRAM, UNITED  
 STATES INFORMATION AGENCY  
 FUND RESOURCES:

UNDISBURSED FUNDS									
	SUBTOTAL	NO YEAR 67	8779	104,248.60	51,653.28	---	47,306.42	---	(108,595.46)
TRANSITION QUARTER		FY 1976		104,248.60	51,653.28	---	47,306.42	---	(108,595.46)
UNDISBURSED FUNDS									
	SUBTOTAL	NO YEAR 67	8779	(108,595.46)	7,501.00	---	2,944.40	---	113,152.06
		TRANSITION QUARTER		(108,595.46)	7,501.00	---	2,944.40	---	113,152.06
FUND EQUITIES:									
UNOBLIGATED BALANCE									
UNDELIVERED ORDERS				-101,798.50	---	---	---	6,925.86	-108,724.36
				-2,450.10	---	---	---	1,977.60	-4,427.70
DEDUCTIONS FOR OFFSETTING RECEIPTS <sup>7</sup>	SUBTOTAL	67	8779	-0-	59,154.28	---	50,250.82	8,903.46	-0-
PROPRIETARY RECEIPTS FROM THE PUBLIC				---	-359,947.43	---	-359,947.43	---	---
TRANSITION QUARTER									
PROPRIETARY RECEIPTS FROM THE PUBLIC				---	115,468.04	---	115,468.04	---	---
TOTAL, UNITED STATES				---	273,377,945.68	---	257,034,435.16	---	---
INFORMATION AGENCY FY 1976 . . . . .									
TOTAL, UNITED STATES				---	72,729,969.04	---	73,035,068.95	16,038,410.61	---
INFORMATION AGENCY T.Q. . . . .									
UNITED STATES RAILWAY ASSOCIATION									
GENERAL FUND ACCOUNTS									
ADMINISTRATIVE EXPENSES, UNITED STATES									
RAILWAY ASSOCIATION									
FUND RESOURCES:									
UNDISBURSED FUNDS									
	SUBTOTAL	NO YEAR 98	0100	6,100,000.00	22,300,000.00	---	21,900,000.00	---	(6,500,000.00)
		FY 1976		6,100,000.00	22,300,000.00	---	21,900,000.00	---	(6,500,000.00)
TRANSITION QUARTER									
UNDISBURSED FUNDS									
	SUBTOTAL	NO YEAR 98	0100	(6,500,000.00)	---	---	2,150,000.00	---	4,350,000.00
		TRANSITION QUARTER		(6,500,000.00)	---	---	2,150,000.00	---	4,350,000.00
ACCOUNTS RECEIVABLE				127,270.00	---	---	---	-1,392,892.00	1,520,162.00
FUND EQUITIES:									
UNOBLIGATED BALANCE				-564,097.00	---	---	---	748,184.00	-1,312,281.00
ACCOUNTS PAYABLE				-2,221,206.00	---	---	---	-1,099,466.00	-1,121,740.00
UNDELIVERED ORDERS				-3,441,967.00	---	---	---	-5,826.00	-3,436,141.00
	SUBTOTAL	98	0100	-0-	22,300,000.00	---	24,050,000.00	-1,750,000.00	-0-
PAYMENTS FOR PURCHASE OF CONRAIL									
SECURITIES, UNITED STATES RAILWAY									
FUND RESOURCES:									
UNDISBURSED FUNDS									
	SUBTOTAL	NO YEAR 98	0111	---	500,000,000.00	---	307,120,000.00	---	(192,880,000.00)
		FY 1976		---	500,000,000.00	---	307,120,000.00	---	(192,880,000.00)
ASSOCIATION									
TRANSITION QUARTER									
UNDISBURSED FUNDS									
	SUBTOTAL	NO YEAR 98	0111	(192,880,000.00)	965,000,000.00	---	1,000,000.00	---	1,156,880,000.00
		TRANSITION QUARTER		(192,880,000.00)	965,000,000.00	---	1,000,000.00	---	1,156,880,000.00
FUND EQUITIES:									
UNOBLIGATED BALANCE				---	---	---	---	1,155,700,000.00	-1,155,700,000.00
ACCOUNTS PAYABLE				---	---	---	---	1,180,000.00	-1,180,000.00
	SUBTOTAL	98	0111	-0-	1,465,000,000.00	---	308,120,000.00	1,156,880,000.00	-0-
TOTAL, UNITED STATES				---	522,300,000.00	---	329,020,000.00	---	---
RAILWAY ASSOCIATION FY 1976 . . . . .									
TOTAL, UNITED STATES				---	965,000,000.00	---	3,150,000.00	1,155,130,000.00	---
RAILWAY ASSOCIATION T.Q. . . . .									

Appropriations, Outlays, and Balances - Continued

Appropriation or Fund Account		Account symbol			Balances beginning of fiscal year 1/	Appropriations and other obligational authority 2/	Transfers, borrowings, and investments (net) 3/	Outlays (net)	Balances withdrawn and other transactions 4/	Balances end of fiscal year 5/
Title	Period of availability	Dept. Reg.	Account No.	Sub. No.						
WATER RESOURCES COUNCIL										
GENERAL FUND ACCOUNTS										
WATER RESOURCES PLANNING, WATER RESOURCES COUNCIL										
FUND RESOURCES:										
UNDISBURSED FUNDS	NO YEAR 85		0100		\$3,600,070.37	\$10,722,000.00		\$10,695,060.54		(\$3,627,009.83)
	NO YEAR 85				3,600,070.37	10,722,000.00		10,695,060.54		(3,627,009.83)
	SUBTOTAL FY 1976									
TRANSITION QUARTER	NO YEAR 85		0100		(3,627,009.83)	2,350,000.00				3,799,579.53
UNDISBURSED FUNDS	NO YEAR 85				(3,627,009.83)	2,350,000.00				3,799,579.53
	SUBTOTAL TRANSITION QUARTER				104,448.40				\$64,078.87	40,369.53
ACCOUNTS RECEIVABLE									177,056.60	-1,334,668.82
FUND EQUITIES:									263,246.02	-528,209.36
UNOBLIGATED BALANCE					-1,157,612.22					-1,977,070.88
ACCOUNTS PAYABLE					-264,963.34					-0-
UNDELIVERED ORDERS					-2,281,943.21	13,072,000.00		12,872,490.84	199,509.16	
	SUBTOTAL 85		0100		-0-					
INTRAGOVERNMENTAL FUNDS										
CONSOLIDATED WORKING FUND, WATER RESOURCES COUNCIL										
FUND RESOURCES:										
UNDISBURSED FUNDS	1976 85		3901					-10,088.00		(10,088.00)
	1974							4,616.42		(-4,616.42)
	SUBTOTAL FY 1976							-5,471.58		(5,471.58)
TRANSITION QUARTER	1976 85		3901		(10,088.00)				6,712.00	1,400.00
UNDISBURSED FUNDS	1974				(-4,616.42)				-4,616.42	-4,616.42
	SUBTOTAL TRANSITION QUARTER				(5,471.58)			1,976.00	2,095.58	1,400.00
FUND EQUITIES:										
UNDELIVERED ORDERS									1,400.00	-1,400.00
	SUBTOTAL 85		3901		-0-			-3,495.58	3,495.58	-0-
TRUST FUND ACCOUNTS										
PACIFIC-NORTHWEST RIVER BASIN COMMISSION, VANCOUVER, WASHINGTON										
FUND RESOURCES:										
UNDISBURSED FUNDS	NO YEAR 85		8156		420,309.41	442,851.76		562,826.91		(300,334.26)
	NO YEAR 85				420,309.41	442,851.76		562,826.91		(300,334.26)
	SUBTOTAL FY 1976									
TRANSITION QUARTER	NO YEAR 85		8156		(300,334.26)	140,752.64				307,229.49
UNDISBURSED FUNDS	NO YEAR 85				(300,334.26)	140,752.64				307,229.49
	SUBTOTAL TRANSITION QUARTER									
FUND EQUITIES:										
UNOBLIGATED BALANCE					-409,364.38					-301,947.04
ACCOUNTS PAYABLE					-10,945.03					-5,282.45
	SUBTOTAL 85		8156		-0-	583,604.40		696,684.32	-113,079.92	-0-
GREAT LAKES BASIN COMMISSION, ANN ARBOR, MICHIGAN										
FUND RESOURCES:										
UNDISBURSED FUNDS	NO YEAR 85		8157		371,410.67	839,072.14		1,106,578.15		(103,904.66)
	NO YEAR 85				371,410.67	839,072.14		1,106,578.15		(103,904.66)
	SUBTOTAL FY 1976									
TRANSITION QUARTER	NO YEAR 85		8157		(103,904.66)	232,028.08				90,623.81
UNDISBURSED FUNDS	NO YEAR 85				(103,904.66)	232,028.08				90,623.81
	SUBTOTAL TRANSITION QUARTER				92,614.84					218,274.62
ACCOUNTS RECEIVABLE					3,049.00					10,515.50
UNFILLED CUSTOMER ORDERS										
FUND EQUITIES:										
UNOBLIGATED BALANCE					-43,273.96					-34,258.82
ACCOUNTS PAYABLE					-179,565.84					-131,445.03
UNDELIVERED ORDERS					-244,234.71	1,071,100.22		1,351,887.08	-280,786.86	-153,710.08
	SUBTOTAL 85		8157		-0-					-0-

NEW ENGLAND RIVER BASINS COMMISSION,  
BOSTON, MASSACHUSETTS  
FUND RESOURCES:  
UNDISBURSED FUNDS

		NO YEAR 85	8159	311,676.61	837,971.84		814,093.71		(335,554.74)
		FY 1976		311,676.61	837,971.84		814,093.71		(335,554.74)
TRANSITION QUARTER									
UNDISBURSED FUNDS		NO YEAR 85	8159	(335,554.74)	182,857.91		164,193.41		354,219.24
		FY 1976		(335,554.74)	182,857.91		164,193.41		354,219.24
FUND EQUITIES:									
UNOBLIGATED BALANCE				-246,691.13				40,862.51	-287,553.64
ACCOUNTS PAYABLE				-33,575.59				-20,459.36	-13,116.23
UNDELIVERED ORDERS				-31,409.89				22,139.48	-53,549.37
				-0-	1,020,829.75		978,287.12	42,542.63	-0-
OHIO RIVER BASIN COMMISSION, CINCINNATI, OHIO									
FUND RESOURCES:									
UNDISBURSED FUNDS		NO YEAR 85	8160	234,228.19	734,742.44		702,462.33		(266,508.30)
		FY 1976		234,228.19	734,742.44		702,462.33		(266,508.30)
TRANSITION QUARTER									
UNDISBURSED FUNDS		NO YEAR 85	8160	(266,508.30)	327,158.27		260,751.91		332,914.66
		FY 1976		(266,508.30)	327,158.27		260,751.91		332,914.66
ACCOUNTS RECEIVABLE								-12,800.00	12,800.00
FUND EQUITIES:									
UNOBLIGATED BALANCE				-129,928.19				107,886.47	-237,814.66
ACCOUNTS PAYABLE				-104,300.00				-48,700.00	-55,600.00
UNDELIVERED ORDERS								52,300.00	-52,300.00
				-0-	1,061,900.71		963,214.24	98,686.47	-0-
MISSOURI RIVER BASIN COMMISSION, OMAHA, NEBRASKA									
FUND RESOURCES:									
UNDISBURSED FUNDS		NO YEAR 85	8161	127,428.92	923,473.34		789,778.49		(261,123.77)
		FY 1976		127,428.92	923,473.34		789,778.49		(261,123.77)
TRANSITION QUARTER									
UNDISBURSED FUNDS		NO YEAR 85	8161	(261,123.77)	356,791.80		270,111.42		347,804.15
		FY 1976		(261,123.77)	356,791.80		270,111.42		347,804.15
FUND EQUITIES:									
UNOBLIGATED BALANCE				-114,736.54				117,514.03	-232,250.57
ACCOUNTS PAYABLE				-12,692.38				360.80	-13,053.18
UNDELIVERED ORDERS								102,500.40	-102,500.40
				-0-	1,280,265.14		1,059,889.91	220,375.23	-0-
UPPER MISSISSIPPI RIVER BASIN COMMISSION, WATERLOO, IOWA									
FUND RESOURCES:									
UNDISBURSED FUNDS		NO YEAR 85	8162	296,514.16	576,870.62		632,458.95		(240,925.83)
		FY 1976		296,514.16	576,870.62		632,458.95		(240,925.83)
TRANSITION QUARTER									
UNDISBURSED FUNDS		NO YEAR 85	8162	(240,925.83)	105,015.00		117,219.33		228,721.50
		FY 1976		(240,925.83)	105,015.00		117,219.33		228,721.50
ACCOUNTS RECEIVABLE				521.00				-29,479.00	30,000.00
FUND EQUITIES:									
UNOBLIGATED BALANCE				-247,877.52				-35,056.02	-212,821.50
ACCOUNTS PAYABLE				-49,157.64				-3,257.64	-45,900.00
DEDUCTIONS FOR OFFSETTING RECEIPTS				-0-	681,885.62		749,678.28	-67,792.66	-0-
PROPRIETARY RECEIPTS FROM THE PUBLIC <sup>7</sup>					-1,312,298.49		-1,312,298.49		
INTRABUDGETARY TRANSACTIONS					-3,042,683.65		-3,042,683.65		
TRANSITION QUARTER									
PROPRIETARY RECEIPTS FROM THE PUBLIC					-563,036.94		-563,036.94		
INTRABUDGETARY TRANSACTIONS					-781,566.76		-781,566.76		
TOTAL, WATER RESOURCES COUNCIL FY 1976					10,722,000.00		10,942,805.36		
TOTAL, WATER RESOURCES COUNCIL T.Q.					2,350,000.00		2,026,245.01	102,949.63	
TOTAL, INDEPENDENT AGENCIES FY 1976				<sup>34</sup> -33,435.00	23,870,896,671.13	-547,267,041.19	18,285,947,455.50	92,088,736.76	
TOTAL, INDEPENDENT AGENCIES T.Q.					14,791,565,678.99	-14,148,177.48	5,527,046,367.19	14,695,931,137.00	

## Appropriations, Outlays, and Balances

Amounts in parentheses represent non-add balances at the end of fiscal year 1976 and at the beginning of the transition quarter. Obligation data is shown at the beginning of fiscal year 1976 and at the end of the transition quarter only.

The amounts in this column, unless otherwise footnoted, represent appropriations, increases in borrowing authority or new contract authority. Appropriation accounts with appropriation transfer activity are presented in Table 1 (Appropriations and appropriation transfers) at the end of the chapter. For further detail on appropriations, increases in borrowing authority and new contract authority; see Tables 1, 3 and 7 respectively in Part Four - Information Tables.

For detail of transfer activity by account see Table 2 (Transfers - Other than Appropriation Transfers) at end of chapter. Amounts not appearing in Table 2, unless otherwise footnoted, represent transfers of obligated balances from lapsed appropriations to merged prior-year accounts pursuant to 31 U.S.C. 701, borrowings (net) or investments (net).

The amounts in this column, unless otherwise footnoted, represent unobligated balances withdrawn or restored pursuant to 31 U.S.C. 701 and changes in unfilled customer orders, accounts receivable, accounts payable, undelivered orders and unobligated balances.

Unobligated balance represents no-year or unexpired multiple-year account unless otherwise footnoted. Subject to disposition by the administrative agency. For detail by account see Table C - "Receipts by Organizational Unit."

Represents:

New contract authority----	\$6,096,696.74
Appropriations to liquidate.-----	-3,577,964.94

Unobligated - unavailable. Includes \$510,508.46 which is subject to disposition by the administrative agency.

Includes:

Redemption of U.S. public debt securities.-----	\$3,000,000.00
---	----------------

Includes:

Redemption of U.S. public debt securities.	\$1,800,000.00
--	----------------

Represents:

Unobligated balance withdrawn as of February 28, 1976, available for reappropriation in fiscal year 1976, pursuant to Public Law 94-206, approved January 28, 1976, 90 Stat.

\$92,069,033.92

14 Represents:  
 Reappropriation, pursuant to Public Law 94-206, approved January 28, 1976, 90 Stat. 22, "Community Services Program, 1975-1976."----- \$92,069,033.92

15 The opening balances of the following accounts have been adjusted during the current fiscal year and do not agree with last year's closing balances:

Account	Amount
81X0500	\$21,978,402.57
81X0500	41,425,841.70
8150500(91)	19,447,439.13

16 Represents the consolidation of accounts 20X0138, 20X0139, 20X0140, 20X0141 and 20X0142.

17 Balance transferred to account 20X0137, "Loans to District of Columbia for Capital Outlay" during the current fiscal year.

18 Activity transferred to Federal Election Commission, Legislative Branch.

19 Includes:  
 Net borrowing from U.S. Treasury.----- \$286,466,364.37

20 Includes:  
 Repayment of borrowing from U.S. Treasury.----- -\$43,271,266.95

21 For further detail see Table 3 - Part Four - Information Tables.

22 Includes \$37,963,258.12 which is subject to disposition by the administrative agency.

23 Includes:  
 Net investment in U.S. public debt securities.----- -\$10,535,000.00

24 Includes net redemption of U.S. public debt securities.

Account	Amount
60X8011	\$656,743,000.00
60X8012	2,791,000.00
95X8490	487,000.00

25 To be transferred to account 47F3875 in fiscal year 1977.

26 These account symbols were amended during the current fiscal year:

Amended Symbol	Discontinued Symbol
952100	870100
952200	880100

27 Excludes \$336,032.69 refund of taxes.  
 28 Includes net redemption of U.S. public debt securities.

Account	Amount
60X8011	\$483,086,357.82
60X8012	17,844,642.18

29 Excludes \$34,341.14 refund of taxes.  
 30 Represents appropriations to liquidate.

31 Includes:  
 Net borrowings from the Federal Financing Bank in lieu of issuance of agency debt.----- \$745,000,000.00

32 Represents capital transfer to miscellaneous receipts.  
 33 Includes:

Net borrowings from the Federal Financing Bank in lieu of issuance of agency debt.-----	\$455,000,000.00
Redemption of Government agency securities.-----	100,000,000.00

34 Represents undistributed charges or credits under the Simplified Intragovernmental Billing and Collection System for fiscal year 1975.

35 The balances reported herein result from erroneous agency reporting to the Treasury and will be subsequently corrected in fiscal year 1977. Account 60X8010, Railroad Retirement Holding Account, was discontinued as of June 30, 1976. Undisbursed funds of \$841.22 will be transferred to account 60X8011, Railroad Retirement Account. Investments in Public Debt Securities of \$4,785,000.00 will be transferred to account 60X8011 (\$4,466,357.82) and 60X8012, Railroad Retirement Supplemental Account (\$318,642.18).

FOOTNOTES

TABLE 1 - APPROPRIATIONS AND APPROPRIATION TRANSFERS - Continued

Account Symbol	Net Appropriations and Appropriation Transfers	Appropriation Amount	Net Appropriation Transfers	Detail of Appropriation Transfers		
				Accounts Involved	Amount From, Or To (-)	Citation of Law
4460103	\$103,110,000.00	\$103,595,000.00	-\$485,000.00	7360100	-\$485,000.00	15 USC 641
276/70100		500,000.00	-500,000.00	2760100	-500,000.00	89 STAT. 634
2760100	50,938,000.00	50,438,000.00	500,000.00	276/70100	500,000.00	89 STAT. 634
9560700	2,000,000.00		2,000,000.00	1161459	2,000,000.00	89 STAT. 742-743
1161459		2,000,000.00	-2,000,000.00	9560700	-2,000,000.00	89 STAT. 742-743
31X0200	217,423,000.00	2,000,000.00	215,423,000.00	3160200	215,423,000.00	90 STAT. 619
3160200	-215,423,000.00		-215,423,000.00	31X0200	-215,423,000.00	90 STAT. 619
7360100	29,485,000.00	29,000,000.00	485,000.00	4460103	485,000.00	15 USC 641
6760100	247,300,000.00	246,587,000.00	713,000.00	67X0103	713,000.00	90 STAT. 644
67X0103	9,995,000.00	10,708,000.00	-713,000.00	6760100	-713,000.00	90 STAT. 644
TOTAL (FY)	<u>\$444,828,000.00</u>	<u>\$444,828,000.00</u>	<u>\$0</u>		<u>\$0</u>	
4460103	\$21,077,000.00	\$21,235,000.00	-\$158,000.00	7360100	-\$158,000.00	15 USC 641
7360100	7,218,000.00	7,060,000.00	158,000.00	4460103	158,000.00	72 STAT. 394
48X1400	30,000.00		30,000.00	4861400	30,000.00	90 STAT. 1064
4861400		30,000.00	-30,000.00	48X1400	-30,000.00	90 STAT. 1064
TOTAL (TQ)	<u>\$28,325,000.00</u>	<u>\$28,325,000.00</u>	<u>\$0</u>		<u>\$0</u>	

\* Appropriations to accounts which did not have appropriation transfer activity during the fiscal year and transition quarter are not included in this table.

TABLE 2 - TRANSFERS (OTHER THAN APPROPRIATION TRANSFERS - TABLE 1) - Continued

Account Symbol	Net Transfers	Details of Transfers		
		Accounts Involved	Amount From Or To (-)	Citation of Law
4460100	-\$25,000.00	19-4460100	-\$25,000.00	22 USC 2384
19-4460100	25,000.00	4460100	25,000.00	22 USC 2384
9460100	-825,000.00	19-9460100	-825,000.00	22 USC 2581, 2588
19-9460100	825,000.00	9460100	825,000.00	22 USC 2581, 2588
245/60300	6,046,462.75	2450300	6,046,462.75	89 STAT. 193
2450300	-6,046,462.75	245/60300	-6,046,462.75	89 STAT. 193
24X8445	-26,100.00	16-24X8445(15)	-20,000.00	31 USC 686, 686-1
		19-24X8445	-2,100.00	31 USC 686, 686-1
		69-24X8445(02)	-4,000.00	31 USC 686, 686-1
16-24X8445(15)	20,000.00	24X8445	20,000.00	31 USC 686, 686-1
19-24X8445	2,100.00	24X8445	2,100.00	31 USC 686, 686-1
69-24X8445(02)	4,000.00	24X8445	4,000.00	31 USC 686, 686-1
8160500	-1,300,000.00	47-8160500	-300,000.00	42 USC 2942, 2945
		75-8160500(01)	-1,000,000.00	42 USC 2942
8150500(91)	-19,447,439.13	8150501	-19,447,439.13	88 STAT. 389
81M0500	23,208.37	73-81M0500	46,929.37	42 USC 2942
		75-81M0500(01)	-23,721.00	42 USC 2942
47-8160500	300,000.00	8160500	300,000.00	42 USC 2942-2945
47-8140500	6,909.79	47-1140500	6,909.79	88 STAT. 2313
73-81M0500	-46,929.37	81M0500	-46,929.37	42 USC 2942
75-8160500(01)	1,000,000.00	8160500	1,000,000.00	42 USC 2942
75-81M0500(01)	23,721.00	81M0500	23,721.00	42 USC 2942
75-815/60500(03)	-746,843.22	75-815/60500(103)	-746,843.22	90 STAT. 22
75-815/60500(103)	746,843.22	75-815/60500(03)	746,843.22	90 STAT. 22
47-1140500	-6,909.79	47-8140500	-6,909.79	88 STAT. 2313
82X4035	-9,539,000.00	47-82X4035	-9,539,000.00	12 USC 1421-1449
47-82X4035	9,539,000.00	82X4035	9,539,000.00	12 USC 1421-1449
95X8490	-50,000.00	48-95X8490	-50,000.00	88 STAT. 2277, 89 STAT. 455
48-95X8490	50,000.00	95X8490	50,000.00	88 STAT. 2277, 89 STAT. 455
48-201/38103(55)	-59,329.81	20X8103	-59,329.81	85 STAT. 640

Account Symbol	Net Transfers	Details of Transfers		
		Accounts Involved	Amount From Or To (-)	Citation of Law
76X5077	-\$250,000.00	86-76X5077	-\$250,000.00	87 STAT. 700
86-76X5077	250,000.00	76X5077	250,000.00	87 STAT. 700
8150501	19,447,439.13	8150500(91)	19,447,439.13	88 STAT. 389
9550700	600,701.95	1151459	600,701.95	89 STAT. 742-743
9540700	58,227.76	1141459	58,227.76	89 STAT. 742-743
1151459	-600,701.95	9550700	-600,701.95	89 STAT. 742-743
1141459	-58,227.76	9540700	-58,227.76	89 STAT. 742-743
6068237	28,147,445.00	60X8011	27,347,445.00	31 USC 701a-2
		60X8012	800,000.00	31 USC 701a-2
6058237	723,555.00	60X8011	723,555.00	31 USC 701a-2
60X8011	-28,071,000.00	6068237	-27,347,445.00	31 USC 701a-2
		6058237	-723,555.00	31 USC 701a-2
60X8012	-800,000.00	6068237	-800,000.00	31 USC 701a-2
73X4154	-37,594,803.75	86X4206	-37,594,803.75	12 USC 1717
73X4153	-9,612,907.63	86X4206	-9,612,907.63	12 USC 1717
33M0100	8,300.00	47-33M0100	8,300.00	31 USC 686
47-33M0100	-8,300.00	33M0100	-8,300.00	31 USC 686
33X0129	14,870.60	47-33X0129	14,870.60	40 USC 490(c)
47-33X0129	-14,870.60	33X0129	-14,870.60	40 USC 490(c)
33X0132	-69,873.16	47-33X0132	-69,873.16	40 USC 490(c)
47-33X0132	69,873.16	33X0132	69,873.16	40 USC 490(c)
33X0133	-1,300,000.00	47-33X0133	-1,300,000.00	40 USC 490(c)
47-33X0133	1,300,000.00	33X0133	1,300,000.00	40 USC 490(c)
33X0126	-25,573.19	47-33X0126	-25,573.19	40 USC 490(c)
47-33X0126	25,573.19	33X0126	25,573.19	40 USC 490(c)
64X4110	100,025,000.00	64X0110	100,025,000.00	16 USC 831
64X0110	-100,025,000.00	64X4110	-100,025,000.00	16 USC 831
67X0064	-220,500.00	16-67X0064	-220,500.00	22 USC 2455(c)
16-67X0064	220,500.00	67X0064	220,500.00	22 USC 2455(c)
TOTAL (FY)	<u><u>-\$47,267,041.19</u></u>		<u><u>-\$47,267,041.19</u></u>	

TABLE 2 - TRANSFERS (OTHER THAN APPROPRIATION TRANSFERS - TABLE 1) - Continued

Account Symbol	Net Transfers	Details of Transfers		
		Accounts Involved	Amount From Or To (-)	Citation of Law
9460100	-\$275,000.00	19-9460100	-\$275,000.00	22 USC 2581,2588
19-9460100	275,000.00	9460100	275,000.00	22 USC 2581,2588
24X8445	-20,000.00	16-24X8445(15)	-20,000.00	31 USC 686,686-1
16-24X8445(15)	20,000.00	24X8445	20,000.00	31 USC 686,686-1
8160500	-26,000.00	47-8160500	-26,000.00	42 USC 2942
47-8160500	26,000.00	8160500	26,000.00	42 USC 2942
276/70100	133,000.00	2760100	133,000.00	89 STAT. 634
2760100	-133,000.00	276/70100	-133,000.00	89 STAT. 634
82X4035	-4,121,000.00	47-82X4035	-4,121,000.00	12 USC 1421-1449
47-82X4035	4,121,000.00	82X4035	4,121,000.00	12 USC 1421-1449
95X8490	-50,000.00	48-95X8490	-50,000.00	31 USC 686,686-1
48-95X8490	50,000.00	95X8490	50,000.00	31 USC 686,686-1
6068237	8,244,000.00	60X8011	8,069,000.00	90 STAT. 24
		60X8012	175,000.00	90 STAT. 24
		20X8042	-5,600,000.00	45 USC 360
60X8011	-13,669,000.00	6068237	-8,069,000.00	90 STAT. 24

Account Symbol	Net Transfers	Details of Transfers		
		Accounts Involved	Amount From Or To (-)	Citation of Law
60X8012	-\$175,000.00	6068237	-\$175,000.00	90 STAT. 24
73X4154	-6,510,784.91	86X4206	-6,510,784.91	12 USC 1717
73X4153	-2,037,392.57	86X4206	-2,037,392.57	12 USC 1717
48X1400	14,175.13	4861400	14,175.13	90 STAT. 1064
4861400	-14,175.13	48X1400	-14,175.13	90 STAT. 1064
64X4110	30,550,000.00	64X0110	30,550,000.00	16 USC 831
64X0110	-30,550,000.00	64X4110	-30,550,000.00	16 USC 831
67X0064	-76,000.00	16-67X0064	-76,000.00	22 USC 2455(c)
16-67X0064	76,000.00	67X0064	76,000.00	22 USC 2455(c)
67X8564	8,618.21	67X8570	8,618.21	22 USC809,2455(f)
67X8570	-8,618.21	67X8564	-8,618.21	22 USC809,2455(f)
TOTAL(TQ)	<u><u>-\$14,148,177.48</u></u>		<u><u>-\$14,148,177.48</u></u>	

RECEIPTS, OUTLAYS, AND BALANCES, FISCAL YEAR 1975





UNDISTRIBUTED INTRAGOVERNMENTAL PAYMENTS,									
UNITED STATES POSTAL SERVICE									
FUND RESOURCES:									
UNDISBURSED FUNDS	CLEARING ACCOUNT 18	3885	15-20,000.00	-	-	-	4,650,761.00	-	(-4,670,761.00)
	SUBTOTAL FY 1976		-20,000.00	-	-	-	4,650,761.00	-	(-4,670,761.00)
TRANSITION QUARTER									
UNDISBURSED FUNDS	CLEARING ACCOUNT 18	3885	(-4,670,761.00)	-	-	-	4,667,054.00	-	16-9,337,815.00
	SUBTOTAL TRANSITION QUARTER		(-4,670,761.00)	-	-	-	4,667,054.00	-	-9,337,815.00
ACCOUNTS RECEIVABLE			-	-	-	-	-	-9,337,815.00	9,337,815.00
	SUBTOTAL 18	3885	-20,000.00	-	-	-	9,317,815.00	-9,337,815.00	-0-
TOTAL, POSTAL SERVICE FY 1976 . . . . .									
			15-20,000.00	-	-	-	1,085,465,673.01	30,781,108.86	-
TOTAL, POSTAL SERVICE T.Q. . . . .									
			-	-	-	-	-726,064,848.84	-390,201,933.03	-
RURAL ELECTRIFICATION ADMINISTRATION									
PUBLIC ENTERPRISE FUNDS									
RURAL ELECTRIFICATION AND TELEPHONE REVOLVING FUND									
FUND RESOURCES:									
UNDISBURSED FUNDS	NO YEAR 12	4230	132,391,550.30	-	-	102,810,000.00	212,834,573.89	-	(22,366,976.41)
AUTHORITY TO BORROW FROM THE TREASURY			1,770,802,546.11	1,000,000,000.00	-	-102,810,000.00	-	-	(2,667,992,546.11)
	SUBTOTAL FY 1976		1,903,194,096.41	1,000,000,000.00	-	-	212,834,573.89	-	(2,690,359,522.52)
TRANSITION QUARTER									
UNDISBURSED FUNDS	NO YEAR 12	4230	(22,366,976.41)	-	-	-102,810,000.00	-80,476,549.77	-	33,526.18
AUTHORITY TO BORROW FROM THE TREASURY			(2,667,992,546.11)	-	-	102,810,000.00	-	1,375,452,592.74	1,395,349,953.37
	SUBTOTAL TRANSITION QUARTER		(2,690,359,522.52)	-	-	-	-80,476,549.77	1,375,452,592.74	1,395,383,479.55
ACCOUNTS RECEIVABLE			90,236,566.75	-	-	-	-	-1,397,548.56	91,634,115.31
FUND EQUITIES:									
UNOBLIGATED BALANCE			-723,760,349.25	-	-	-	-	-723,760,349.25	-
ACCOUNTS PAYABLE			-	-	-	-	-	30,612.15	-30,612.15
UNDELIVERED ORDERS			-1,269,670,313.91	-	-	-	-	217,316,668.80	-1,486,986,982.71
	SUBTOTAL 12	4230	-0-	1,000,000,000.00	-	-	132,358,024.12	867,641,975.88	-0-
RURAL TELEPHONE BANK, AS AMENDED MAY 11, 1973									
FUND RESOURCES:									
UNDISBURSED FUNDS	NO YEAR 12	4231	4,660,226.83	30,000,000.00	1761,543,000.00	93,291,187.28	182,914,426.29	-	(397,613.26)
AUTHORITY TO BORROW FROM THE TREASURY			-	59,318,000.00	-59,318,000.00	-	-	-	-
AUTHORITY TO BORROW FROM THE PUBLIC			2,890,212,445.00	-	-	-	-	-	(2,890,212,445.00)
INVESTMENTS IN PUBLIC DEBT SECURITIES			7,480,000.00	-	-2,625,000.00	-	-	-	(4,855,000.00)
	SUBTOTAL FY 1976		2,902,352,671.83	89,318,000.00	-	93,291,187.28	2,914,426.29	-	(2,895,465,058.26)
TRANSITION QUARTER									
UNDISBURSED FUNDS	NO YEAR 12	4231	(397,613.26)	7,500,000.00	195,759,000.00	16,637,125.55	18791,228.52	-	268,259.19
AUTHORITY TO BORROW FROM THE TREASURY			-	9,345,000.00	-9,345,000.00	-	-	-	-
AUTHORITY TO BORROW FROM THE PUBLIC			(2,890,212,445.00)	-	-	-	32,535,509,321.51	-	354,703,123.49
INVESTMENTS IN PUBLIC DEBT SECURITIES			(4,855,000.00)	-	-454,000.00	-	-	-	4,401,000.00
	SUBTOTAL TRANSITION QUARTER		(2,895,465,058.26)	16,845,000.00	-	16,637,125.55	2,536,300,500.03	-1,247,079.10	359,372,382.68
ACCOUNTS RECEIVABLE			1,684,310.74	-	-	-	-	-	2,931,389.84
FUND EQUITIES:									
UNOBLIGATED BALANCE			-2,616,888,887.76	-	-	-	-	-2,616,888,887.76	-
ACCOUNTS PAYABLE			-3,844,492.81	-	-	-	-	119,557.71	-3,964,050.52
UNDELIVERED ORDERS			-283,303,602.00	-	-	-	-	75,036,120.00	-358,339,722.00
	SUBTOTAL 12	4231	-0-	106,163,000.00	-	109,928,312.83	-3,765,312.83	-	-0-
TOTAL, RURAL ELECTRIFICATION ADMINISTRATION FY 1976 . . . . .									
			-	1,089,318,000.00	-	306,125,761.17	2,914,426.29	-	-
TOTAL, RURAL ELECTRIFICATION ADMINISTRATION T.Q. . . . .									
			-	16,845,000.00	-	-63,839,424.22	860,962,236.76	-	-

Appropriations, Outlays, and Balances - Continued

Appropriation or Fund Account		Account symbol			Balances beginning of fiscal year <sup>1/</sup>	Appropriations and other obligational authority <sup>2/</sup>	Transfers, borrowings, and investments (net) <sup>3/</sup>	Outlays (net)	Balances withdrawn and other transactions <sup>4/</sup>	Balances end of fiscal year <sup>5/</sup>
Title	Period of availability	Dept. Reg	Account No.	Sub. No.						
ENVIRONMENTAL FINANCING AUTHORITY										
PUBLIC ENTERPRISE FUNDS										
ENVIRONMENTAL FINANCING AUTHORITY										
REVOLVING FUND, TREASURY										
FUND RESOURCES:										
UNDISBURSED FUNDS	NO YEAR 20		4028		\$100,000,000.00	-	-	-	\$100,000,000.00	-
	SUBTOTAL FY 1976				100,000,000.00	-	-	-	100,000,000.00	-
FUND EQUITIES:										
UNOBLIGATED BALANCE					-100,000,000.00	-	-	-	-100,000,000.00	-
	SUBTOTAL 20		4028		-0-	-	-	-	-	-0-
TOTAL, ENVIRONMENTAL FINANCING AUTHORITY FY 1976					-	-	-	-	100,000,000.00	-
TOTAL, ENVIRONMENTAL FINANCING AUTHORITY T.Q.					-	-	-	-	-100,000,000.00	-
FEDERAL FINANCING BANK										
PUBLIC ENTERPRISE FUNDS										
FEDERAL FINANCING BANK										
REVOLVING FUND, TREASURY										
FUND RESOURCES:										
UNDISBURSED FUNDS	NO YEAR 20		4521		-779,991.00	-	<sup>20</sup> 5,913,574,688.82	\$5,914,894,557.39	<sup>21</sup> -2,915,408.22	(\$815,548.65)
AUTHORITY TO BORROW FROM THE TREASURY					-	\$8,947,164,688.82	-8,947,164,688.82	-	-	-
AUTHORITY TO BORROW FROM THE PUBLIC					14,991,000,000.00	-	8,925,000.00	-	-	(14,999,925,000.00)
INVESTMENTS IN PUBLIC DEBT SECURITIES					-	-	96,465,000.00	-	-	(96,465,000.00)
	SUBTOTAL FY 1976				14,990,220,009.00	8,947,164,688.82	<sup>22</sup> -2,928,200,000.00	5,914,894,557.39	<sup>21</sup> -2,915,408.22	(15,097,205,548.65)
TRANSITION QUARTER										
UNDISBURSED FUNDS										
AUTHORITY TO BORROW FROM THE TREASURY	NO YEAR 20		4521		(815,548.65)	-	<sup>23</sup> 2,604,947,021.06	2,575,114,977.72	-2,915,408.22	33,563,000.21
AUTHORITY TO BORROW FROM THE PUBLIC					-	3,471,157,021.06	-3,471,157,021.06	-	-	-
INVESTMENTS IN PUBLIC DEBT SECURITIES					(14,999,925,000.00)	-	-	-	-	14,999,925,000.00
ACCOUNTS RECEIVABLE					(96,465,000.00)	-	27,660,000.00	-	-	124,125,000.00
	SUBTOTAL TRANSITION QUARTER				(15,097,205,548.65)	3,471,157,021.06	<sup>24</sup> -838,550,000.00	2,575,114,977.72	-2,915,408.22	15,157,613,000.21
ACCOUNTS PAYABLE					300,647,526.01	-	-	-	-320,204,824.98	620,852,350.99
FUND EQUITIES:					-	-	-	-	-	-
UNOBLIGATED BALANCE					-15,228,157,806.82	-	-	-	-80,731,415.68	-15,147,426,391.14
ACCOUNTS PAYABLE					-62,709,728.19	-	-	-	568,329,231.87	-631,038,960.06
	SUBTOTAL 20		4521		-0-	12,418,321,709.88	-3,766,750,000.00	8,490,009,535.11	161,562,174.77	-0-
TOTAL, FEDERAL FINANCING BANK FY 1976					-	8,947,164,688.82	<sup>22</sup> -2,928,200,000.00	5,914,894,557.39	-2,915,408.22	-
TOTAL, FEDERAL FINANCING BANK T.Q.					-	3,471,157,021.06	<sup>24</sup> -838,550,000.00	2,575,114,977.72	164,477,582.99	-

PENSION BENEFIT GUARANTY CORPORATION

PUBLIC ENTERPRISE FUNDS

PENSION BENEFIT GUARANTY CORPORATION

FUND RESOURCES:									
UNDISBURSED FUNDS	NO YEAR 16	4204	- \$331,789.83	- - - - -					
AUTHORITY TO BORROW FROM THE TREASURY			100,000,000.00	- - - - -	- \$21,472,000.00	- \$21,824,368.72	- - - - -		( \$20,578.89)
INVESTMENTS IN PUBLIC DEBT SECURITIES			34,379,000.00	- - - - -			- - - - -		(100,000,000.00)
			134,047,210.17	- - - - -	21,472,000.00	-21,824,368.72	- - - - -		(55,851,000.00)
	SUBTOTAL FY 1976								(155,871,578.89)
TRANSITION QUARTER									
UNDISBURSED FUNDS	NO YEAR 16	4204	(20,578.89)	- - - - -	90,000.00	-292,637.40	- - - - -		403,216.29
AUTHORITY TO BORROW FROM THE TREASURY			(100,000,000.00)	- - - - -			- - - - -		100,000,000.00
INVESTMENTS IN PUBLIC DEBT SECURITIES			(55,851,000.00)	- - - - -	-90,000.00		- - - - -		55,761,000.00
	SUBTOTAL TRANSITION QUARTER		(155,871,578.89)	- - - - -		-292,637.40	- - - - -		156,164,216.29
ACCOUNTS RECEIVABLE			514,198.60	- - - - -			- \$2,100,638.62		2,614,837.22
FUND EQUITIES:									
UNOBLIGATED BALANCE			-132,274,771.37	- - - - -			15,769,303.55		20-148,044,074.92
ACCOUNTS PAYABLE			-2,061,143.78	- - - - -			8,150,186.46		-10,211,330.24
UNDELIVERED ORDERS			-225,493.62	- - - - -			298,154.73		-523,648.35
	SUBTOTAL 16	4204	-0-	- - - - -		-22,117,006.12	22,117,006.12		-0-
TOTAL, PENSION BENEFIT GUARANTY CORPORATION FY 1976 . . . . .							-21,824,368.72		
TOTAL, PENSION BENEFIT GUARANTY CORPORATION T.Q. . . . .							-292,637.40	22,117,006.12	

FEDERAL HOUSING ADMINISTRATION

PUBLIC ENTERPRISE FUNDS

HOUSING FOR THE ELDERLY OR HANDICAPPED  
FUND, MORTGAGE CREDIT, OFFICE OF THE  
SECRETARY, HOUSING AND URBAN DEVELOPMENT

FUND RESOURCES:										
UNDISBURSED FUNDS	NO YEAR 86	4115	1	120,367,219.34	- - - - -					
AUTHORITY TO BORROW FROM THE TREASURY				100,000,000.00	\$275,000,000.00	- - - - -	-14,505,668.97	- - - - -	(134,872,888.31)	
	SUBTOTAL FY 1976			220,367,219.34	275,000,000.00	- - - - -	-14,505,668.97	- - - - -	(375,000,000.00)	
TRANSITION QUARTER										
UNDISBURSED FUNDS	NO YEAR 86	4115	1	(134,872,888.31)	- - - - -					
AUTHORITY TO BORROW FROM THE TREASURY				(375,000,000.00)	375,000,000.00	- - - - -	-2,871,041.11	- - - - -	137,743,929.42	
	SUBTOTAL TRANSITION QUARTER			(509,872,888.31)	375,000,000.00	- - - - -	-2,871,041.11	143,201,888.96	606,798,111.04	
ACCOUNTS RECEIVABLE				4,311,635.13	- - - - -			143,201,888.96	744,542,040.46	
FUND EQUITIES:								550,730.92	3,760,904.21	
UNOBLIGATED BALANCE				-222,282,435.53	- - - - -			524,145,061.47	-746,427,497.00	
ACCOUNTS PAYABLE				-2,029,809.24	- - - - -			-462,774.05	-1,567,035.19	
UNDELIVERED ORDERS				-366,609.70	- - - - -			-58,197.22	-308,412.48	
	SUBTOTAL 86	4115	1	-0-	650,000,000.00	- - - - -	-17,376,710.08	667,376,710.08	-0-	
TOTAL, FEDERAL HOUSING ADMINISTRATION FY 1976 . . . . .					275,000,000.00	- - - - -	-14,505,668.97	- - - - -		
TOTAL, FEDERAL HOUSING ADMINISTRATION T.Q. . . . .					375,000,000.00	- - - - -	-2,871,041.11	667,376,710.08	- - - - -	
TOTAL, OFF-BUDGET FEDERAL AGENCIES FY 1976 . . . . .				13-	20,000.00	10,311,482,688.82	22-	2,928,200,000.00	8,016,330,824.05	130,780,126.93
TOTAL, OFF-BUDGET FEDERAL AGENCIES T.Q. . . . .						4,964,634,572.52	24-	838,550,000.00	2,004,642,635.54	1,357,593,674.82

## Appropriations, Outlays, and Balances

<p>1 Amounts in parentheses represent non-add balances at the end of fiscal year 1976 and at the beginning of the transition quarter. Obligation data is shown at the beginning of fiscal year 1976 and at the end of the transition quarter only.</p> <p>2 Only appropriations with appropriation transfer activity are presented in Table 1 (Appropriations and appropriation transfers) at the end of the chapter. Since the Off-budget agencies had no appropriation transfer activity during fiscal year 1976 and the transition quarter, Table 1 does not appear.</p> <p>3 For detail of transfer activity by account see Table 2 (Transfers - Other than Appropriation Transfers) at end of chapter. Amounts not appearing in Table 2, unless otherwise footnoted, represent transfers of obligated balances from lapsed appropriations to merged prior-year accounts pursuant to 31 U.S.C. 701, borrowings (net) or investments (net).</p> <p>4 The amounts in this column, unless otherwise footnoted, represent unobligated balances withdrawn or restored pursuant to 31 U.S.C. 701 and changes in unfilled customer orders, accounts receivable, accounts payable, undelivered orders and unobligated balances.</p> <p>5 Unobligated balance represents no-year or unexpired multiple-year account unless otherwise footnoted.</p> <p>6 Includes:</p> <table border="0" style="margin-left: 20px;"> <tr> <td>Net borrowings from the Federal Financing Bank in lieu of issuance of agency debt-----</td> <td style="text-align: right;">\$935,200,000.00</td> </tr> <tr> <td>Net repayment of borrowing from U.S. Treasury----</td> <td style="text-align: right;">-196,253,051.52</td> </tr> <tr> <td>Net investment in U.S. public debt securities,---</td> <td style="text-align: right;">-9,600,000.00</td> </tr> </table> <p>7 Includes:</p> <table border="0" style="margin-left: 20px;"> <tr> <td>Net repayments of borrowings from the Federal Financing Bank-----</td> <td style="text-align: right;">-\$216,450,000.00</td> </tr> <tr> <td>Net borrowing from U.S. Treasury-----</td> <td style="text-align: right;">62,200,000.00</td> </tr> <tr> <td>Sale of Government agency securities-----</td> <td style="text-align: right;">367,200,000.00</td> </tr> <tr> <td>Net redemption of U.S. public debt securities,-----</td> <td style="text-align: right;">9,600,000.00</td> </tr> </table> <p>8 For further detail see Table 3 - Part Four - Information Tables.</p> <p>9 Includes:</p> <table border="0" style="margin-left: 20px;"> <tr> <td>Net borrowings from the Federal Financing Bank in lieu of issuance of agency debt-----</td> <td style="text-align: right;">\$1,248,000,000.00</td> </tr> <tr> <td>Net investment in U.S. public debt securities,-----</td> <td style="text-align: right;">-124,673,000.00</td> </tr> </table>	Net borrowings from the Federal Financing Bank in lieu of issuance of agency debt-----	\$935,200,000.00	Net repayment of borrowing from U.S. Treasury----	-196,253,051.52	Net investment in U.S. public debt securities,---	-9,600,000.00	Net repayments of borrowings from the Federal Financing Bank-----	-\$216,450,000.00	Net borrowing from U.S. Treasury-----	62,200,000.00	Sale of Government agency securities-----	367,200,000.00	Net redemption of U.S. public debt securities,-----	9,600,000.00	Net borrowings from the Federal Financing Bank in lieu of issuance of agency debt-----	\$1,248,000,000.00	Net investment in U.S. public debt securities,-----	-124,673,000.00	<p>10 Excludes activity which represents "Net Proceeds from Sales and Withholdings for Savings Bonds" which will be accounted for as a deposit fund liability and appear in Deposit Funds under account 18X4020.</p> <p>11 Represents:</p> <table border="0" style="margin-left: 20px;"> <tr> <td>Domestic Postal Money Orders:</td> <td></td> </tr> <tr> <td>  Paid-----</td> <td style="text-align: right;">\$6,157,102,430.40</td> </tr> <tr> <td>  Issued-----</td> <td style="text-align: right;">-6,120,605,840.91</td> </tr> <tr> <td>Foreign Postal Money Orders:</td> <td></td> </tr> <tr> <td>  Paid-----</td> <td style="text-align: right;">2,517,351.96</td> </tr> <tr> <td>  Issued-----</td> <td style="text-align: right;">-8,232,832.59</td> </tr> <tr> <td>  Net Postal Money Orders-----</td> <td style="text-align: right;"><u>30,781,108.86</u></td> </tr> </table> <p>12 Includes:</p> <table border="0" style="margin-left: 20px;"> <tr> <td>Net borrowings from the Federal Financing Bank in lieu of issuance of agency debt-----</td> <td style="text-align: right;">\$500,000,000.00</td> </tr> <tr> <td>Redemption of Government agency securities-----</td> <td style="text-align: right;">3,975,000.00</td> </tr> <tr> <td>Net investment in U.S. public debt securities -----</td> <td style="text-align: right;">-603,212,500.00</td> </tr> </table> <p>13 Represents:</p> <table border="0" style="margin-left: 20px;"> <tr> <td>Domestic Postal Money Orders:</td> <td></td> </tr> <tr> <td>  Paid-----</td> <td style="text-align: right;">\$1,668,847,866.19</td> </tr> <tr> <td>  Issued-----</td> <td style="text-align: right;">-1,630,287,446.95</td> </tr> <tr> <td>Foreign Postal Money Orders:</td> <td></td> </tr> <tr> <td>  Paid-----</td> <td style="text-align: right;">2,875,581.43</td> </tr> <tr> <td>  Issued-----</td> <td style="text-align: right;">-2,697,239.30</td> </tr> <tr> <td>  Net Postal Money Orders-----</td> <td style="text-align: right;"><u>38,738,761.37</u></td> </tr> </table> <p>14 Includes \$1,984,173,771.00 which is subject to disposition by the administrative agency.</p> <p>15 Represents undistributed charges or credits under the Simplified Intragovernmental Billing and Collection System for fiscal year 1975.</p> <p>16 Subject to disposition by the administrative agency.</p> <p>17 Represents:</p> <table border="0" style="margin-left: 20px;"> <tr> <td>Borrowing from U.S. Treasury-----</td> <td style="text-align: right;">\$59,318,000.00</td> </tr> <tr> <td>Redemption of U.S. public debt securities,-----</td> <td style="text-align: right;">2,625,000.00</td> </tr> </table> <p>18 Represents capital transfer to miscellaneous receipts.</p> <p>19 Represents:</p> <table border="0" style="margin-left: 20px;"> <tr> <td>Borrowings from U.S. Treasury-----</td> <td style="text-align: right;">\$9,345,000.00</td> </tr> <tr> <td>Redemption of U.S. public debt securities,-----</td> <td style="text-align: right;">454,000.00</td> </tr> </table>	Domestic Postal Money Orders:		Paid-----	\$6,157,102,430.40	Issued-----	-6,120,605,840.91	Foreign Postal Money Orders:		Paid-----	2,517,351.96	Issued-----	-8,232,832.59	Net Postal Money Orders-----	<u>30,781,108.86</u>	Net borrowings from the Federal Financing Bank in lieu of issuance of agency debt-----	\$500,000,000.00	Redemption of Government agency securities-----	3,975,000.00	Net investment in U.S. public debt securities -----	-603,212,500.00	Domestic Postal Money Orders:		Paid-----	\$1,668,847,866.19	Issued-----	-1,630,287,446.95	Foreign Postal Money Orders:		Paid-----	2,875,581.43	Issued-----	-2,697,239.30	Net Postal Money Orders-----	<u>38,738,761.37</u>	Borrowing from U.S. Treasury-----	\$59,318,000.00	Redemption of U.S. public debt securities,-----	2,625,000.00	Borrowings from U.S. Treasury-----	\$9,345,000.00	Redemption of U.S. public debt securities,-----	454,000.00	<p>20 Represents:</p> <table border="0" style="margin-left: 20px;"> <tr> <td>Loans to agencies in lieu of agencies borrowing through Treasury or issuing their securities to the public--</td> <td style="text-align: right;">-\$2,928,200,000.00</td> </tr> <tr> <td>  Net borrowing from U.S. Treasury-----</td> <td style="text-align: right;">8,947,164,688.82</td> </tr> <tr> <td>  Redemption of Government agency securities-----</td> <td style="text-align: right;">-8,925,000.00</td> </tr> <tr> <td>  Net investment in U.S. public debt securities,-----</td> <td style="text-align: right;">-96,465,000.00</td> </tr> </table> <p>21 Represents accrued interest (purchases).</p> <p>22 Represents loans to agencies in lieu of agencies borrowing through Treasury or issuing their securities to the public:</p> <table border="0" style="margin-left: 20px;"> <tr> <td>  Tennessee Valley Authority-----</td> <td style="text-align: right;">-\$745,000,000.00</td> </tr> <tr> <td>  Export-Import Bank of the U.S.-----</td> <td style="text-align: right;">-935,200,000.00</td> </tr> <tr> <td>  U.S. Postal Service-----</td> <td style="text-align: right;"><u>-1,248,000,000.00</u></td> </tr> <tr> <td></td> <td style="text-align: right;"><u>-2,928,200,000.00</u></td> </tr> </table> <p>23 Represents:</p> <table border="0" style="margin-left: 20px;"> <tr> <td>Loans to agencies in lieu of agencies borrowing through Treasury or issuing their securities to the public---</td> <td style="text-align: right;">-\$838,550,000.00</td> </tr> <tr> <td>  Net borrowing from the U.S. Treasury-----</td> <td style="text-align: right;">3,471,157,021.06</td> </tr> <tr> <td>  Net investment in U.S. public debt securities,-----</td> <td style="text-align: right;">-27,660,000.00</td> </tr> </table> <p>24 Represents loans to/repayments from agencies in lieu of agencies borrowing through Treasury or issuing their securities to the public:</p> <table border="0" style="margin-left: 20px;"> <tr> <td>  Tennessee Valley Authority</td> <td style="text-align: right;">-\$555,000,000.00</td> </tr> <tr> <td>  Export-Import Bank of the U.S.</td> <td style="text-align: right;">216,450,000.00</td> </tr> <tr> <td>  U.S. Postal Service</td> <td style="text-align: right;"><u>-600,090,000.09</u></td> </tr> <tr> <td></td> <td style="text-align: right;"><u>-838,550,000.00</u></td> </tr> </table> <p>25 Includes \$32,890,000.00 not available to the Federal Financing Bank and which will be transferred to the general fund in fiscal year 1977. Fund balance available to the Federal Financing Bank is \$673,000.21.</p> <p>26 Includes \$7,716,925.08 which is subject to disposition by the administrative agency.</p>	Loans to agencies in lieu of agencies borrowing through Treasury or issuing their securities to the public--	-\$2,928,200,000.00	Net borrowing from U.S. Treasury-----	8,947,164,688.82	Redemption of Government agency securities-----	-8,925,000.00	Net investment in U.S. public debt securities,-----	-96,465,000.00	Tennessee Valley Authority-----	-\$745,000,000.00	Export-Import Bank of the U.S.-----	-935,200,000.00	U.S. Postal Service-----	<u>-1,248,000,000.00</u>		<u>-2,928,200,000.00</u>	Loans to agencies in lieu of agencies borrowing through Treasury or issuing their securities to the public---	-\$838,550,000.00	Net borrowing from the U.S. Treasury-----	3,471,157,021.06	Net investment in U.S. public debt securities,-----	-27,660,000.00	Tennessee Valley Authority	-\$555,000,000.00	Export-Import Bank of the U.S.	216,450,000.00	U.S. Postal Service	<u>-600,090,000.09</u>		<u>-838,550,000.00</u>
Net borrowings from the Federal Financing Bank in lieu of issuance of agency debt-----	\$935,200,000.00																																																																																											
Net repayment of borrowing from U.S. Treasury----	-196,253,051.52																																																																																											
Net investment in U.S. public debt securities,---	-9,600,000.00																																																																																											
Net repayments of borrowings from the Federal Financing Bank-----	-\$216,450,000.00																																																																																											
Net borrowing from U.S. Treasury-----	62,200,000.00																																																																																											
Sale of Government agency securities-----	367,200,000.00																																																																																											
Net redemption of U.S. public debt securities,-----	9,600,000.00																																																																																											
Net borrowings from the Federal Financing Bank in lieu of issuance of agency debt-----	\$1,248,000,000.00																																																																																											
Net investment in U.S. public debt securities,-----	-124,673,000.00																																																																																											
Domestic Postal Money Orders:																																																																																												
Paid-----	\$6,157,102,430.40																																																																																											
Issued-----	-6,120,605,840.91																																																																																											
Foreign Postal Money Orders:																																																																																												
Paid-----	2,517,351.96																																																																																											
Issued-----	-8,232,832.59																																																																																											
Net Postal Money Orders-----	<u>30,781,108.86</u>																																																																																											
Net borrowings from the Federal Financing Bank in lieu of issuance of agency debt-----	\$500,000,000.00																																																																																											
Redemption of Government agency securities-----	3,975,000.00																																																																																											
Net investment in U.S. public debt securities -----	-603,212,500.00																																																																																											
Domestic Postal Money Orders:																																																																																												
Paid-----	\$1,668,847,866.19																																																																																											
Issued-----	-1,630,287,446.95																																																																																											
Foreign Postal Money Orders:																																																																																												
Paid-----	2,875,581.43																																																																																											
Issued-----	-2,697,239.30																																																																																											
Net Postal Money Orders-----	<u>38,738,761.37</u>																																																																																											
Borrowing from U.S. Treasury-----	\$59,318,000.00																																																																																											
Redemption of U.S. public debt securities,-----	2,625,000.00																																																																																											
Borrowings from U.S. Treasury-----	\$9,345,000.00																																																																																											
Redemption of U.S. public debt securities,-----	454,000.00																																																																																											
Loans to agencies in lieu of agencies borrowing through Treasury or issuing their securities to the public--	-\$2,928,200,000.00																																																																																											
Net borrowing from U.S. Treasury-----	8,947,164,688.82																																																																																											
Redemption of Government agency securities-----	-8,925,000.00																																																																																											
Net investment in U.S. public debt securities,-----	-96,465,000.00																																																																																											
Tennessee Valley Authority-----	-\$745,000,000.00																																																																																											
Export-Import Bank of the U.S.-----	-935,200,000.00																																																																																											
U.S. Postal Service-----	<u>-1,248,000,000.00</u>																																																																																											
	<u>-2,928,200,000.00</u>																																																																																											
Loans to agencies in lieu of agencies borrowing through Treasury or issuing their securities to the public---	-\$838,550,000.00																																																																																											
Net borrowing from the U.S. Treasury-----	3,471,157,021.06																																																																																											
Net investment in U.S. public debt securities,-----	-27,660,000.00																																																																																											
Tennessee Valley Authority	-\$555,000,000.00																																																																																											
Export-Import Bank of the U.S.	216,450,000.00																																																																																											
U.S. Postal Service	<u>-600,090,000.09</u>																																																																																											
	<u>-838,550,000.00</u>																																																																																											

TABLE 2 - TRANSFERS (OTHER THAN APPROPRIATION TRANSFERS - TABLE 1 )

Account Symbol	Net Transfers	Details of Transfers		
		Accounts Involved	Amount From Or To (-)	Citation of Law
18X4020	-\$77,562,124.53	96-18X4020	-\$77,562,124.53	31 USC 686,686-1
96-18X4020	77,562,124.53	18X4020	77,562,124.53	39 USC 2003 31 USC 686,686-1 39 USC 2003
TOTAL (FY)	<u>\$0</u>		<u>\$0</u>	
18X4020	-\$9,547,878.77	96-18X4020	-\$9,547,878.77	31 USC 686,686-1
96-18X4020	9,547,878.77	18X4020	9,547,878.77	39 USC 2003 31 USC 686,686-1 39 USC 2003
TOTAL (TQ)	<u>\$0</u>		<u>\$0</u>	

Account Symbol	Net Transfers	Details of Transfers		
		Accounts Involved	Amount From Or To (-)	Citation of Law

RECEIPTS, OUTLAYS, AND BALANCES, FISCAL YEAR 1975

## Appropriations, Outlays, and Balances - Continued

Appropriation or Fund Account		Account symbol			Balances beginning of fiscal year	Appropriations and other obligatory authority	Transfers, borrowings, and investments (net)	Outlays (net)	Balances withdrawn and other transactions	Balances end of fiscal year 2/
Title 1/	Period of availability	Dept. Reg.	Account No.	Sub. No.						
LEGISLATIVE BRANCH										
MEMBERS BALANCES WITH SERGEANT AT ARMS, HOUSE OF REPRESENTATIVES	F.Y. NO YEAR T.Q. NO YEAR	00	6046	2	\$1,300,747.19 1,363,140.84	- - - - -	- - - - -	- \$62,393.65 38,384.89	- - - - -	\$1,363,140.84 1,324,755.95
EMPLOYEES' PAYROLL ALLOTMENT ACCOUNT, UNITED STATES SAVINGS BONDS, HOUSE OF REPRESENTATIVES	F.Y. NO YEAR T.Q. NO YEAR	00	6050	4	- - - - - 2,262.50	- - - - -	- - - - -	-2,262.50 -25.00	- - - - -	2,262.50 2,287.50
SUSPENSE, HOUSE OF REPRESENTATIVES	F.Y. NO YEAR T.Q. NO YEAR	00	6875	4	23,040.07 22,642.95	- - - - -	- - - - -	397.12 11.13	- - - - -	22,642.95 22,631.82
EMPLOYEES' PAYROLL ALLOTMENT ACCOUNT, UNITED STATES SAVINGS BONDS, ARCHITECT OF THE CAPITOL	F.Y. NO YEAR T.Q. NO YEAR	01	6050		4,231.23 7,906.23	- - - - -	- - - - -	-3,675.00 3,696.25	- - - - -	7,906.23 4,209.98
WITHHELD STATE INCOME TAXES, ARCHITECT OF THE CAPITOL	F.Y. NO YEAR T.Q. NO YEAR	01	6070		18,417.78 319,269.79	- - - - -	- - - - -	-300,852.01 36,986.43	- - - - -	319,269.79 282,283.36
SUSPENSE, ARCHITECT OF THE CAPITOL	F.Y. NO YEAR T.Q. NO YEAR	01	6875		43,749.20 18,919.08	- - - - -	- - - - -	24,830.12 6,832.44	- - - - -	18,919.08 12,086.64
EMPLOYEES' PAYROLL ALLOTMENT ACCOUNT, UNITED STATES SAVINGS BONDS, BOTANIC GARDEN	F.Y. NO YEAR T.Q. NO YEAR	02	6050		40.02 390.02	- - - - -	- - - - -	-350.00 7.44	- - - - -	390.02 382.58
WITHHELD STATE INCOME TAXES, BOTANIC GARDEN	F.Y. NO YEAR T.Q. NO YEAR	02	6070		454.17 13,487.08	- - - - -	- - - - -	-13,032.91 1,945.44	- - - - -	13,487.08 11,541.64
SUSPENSE, BOTANIC GARDEN	F.Y. NO YEAR T.Q. NO YEAR	02	6875		7.43 7.43	- - - - -	- - - - -	- - - - -	- - - - -	7.43 7.43
EMPLOYEES' PAYROLL ALLOTMENT ACCOUNT, UNITED STATES SAVINGS BONDS, LIBRARY OF CONGRESS	F.Y. NO YEAR T.Q. NO YEAR	03	6050		21,615.88 24,068.48	- - - - -	- - - - -	-2,452.60 1,660.27	- - - - -	24,068.48 22,408.21
WITHHELD STATE INCOME TAXES, LIBRARY OF CONGRESS	F.Y. NO YEAR T.Q. NO YEAR	03	6070		239,675.38 409,331.13	- - - - -	- - - - -	-169,655.75 118,247.65	- - - - -	409,331.13 291,083.48
UNEARNED COPYRIGHT FEES, LIBRARY OF CONGRESS	F.Y. NO YEAR T.Q. NO YEAR	03	5206		663,199.07 751,183.18	- - - - -	- - - - -	-87,984.11 -19,803.09	- - - - -	751,183.18 770,986.27
UNEARNED CATALOG CARD FEES, LIBRARY OF CONGRESS	F.Y. NO YEAR T.Q. NO YEAR	03	5207		1,388,747.32 1,467,241.87	- - - - -	- - - - -	-78,494.55 15,571.25	- - - - -	1,467,241.87 1,451,670.62
SUSPENSE, LIBRARY OF CONGRESS	F.Y. NO YEAR T.Q. NO YEAR	03	6875		13,469.11 16,994.42	- - - - -	- - - - -	-3,525.31 -1,859.08	- - - - -	16,994.42 18,853.50
WAGES OF EMPLOYEES OF CONTRACTORS, ACT OF AUGUST 30, 1935 (PUBLIC NO. 403)	F.Y. NO YEAR T.Q. NO YEAR	05	6022		360,345.18 418,285.74	- - - - -	- - - - -	-57,940.56 -13,642.31	- - - - -	418,285.74 431,928.05
EMPLOYEES' PAYROLL ALLOTMENT ACCOUNT, UNITED STATES SAVINGS BONDS, GENERAL ACCOUNTING OFFICE	F.Y. NO YEAR T.Q. NO YEAR	05	6050		56,737.29 54,163.92	- - - - -	- - - - -	2,573.37 -187.26	- - - - -	54,163.92 54,351.18
PROCEEDS FROM ESTATES OF AMERICAN CITIZENS WHO DIE ABROAD, GENERAL ACCOUNTING OFFICE (T)	F.Y. NO YEAR T.Q. NO YEAR	05	5066		59,198.02 54,347.37	- - - - -	- - - - -	4,850.65 284.35	- - - - -	54,347.37 54,631.02

WITHHELD STATE INCOME TAXES, GENERAL ACCOUNTING OFFICE	F.Y. NO YEAR 05 T.Q. NO YEAR	6070	465,308.49 341,123.07	-	-	124,185.42 -11,277.33	-	341,123.07 352,400.40	
SUSPENSE, GENERAL ACCOUNTING OFFICE	F.Y. NO YEAR 05 T.Q. NO YEAR	6875	69,647.16 28,115.42	-	3-487,831.38	-446,299.64 2,993.23	-	28,115.42 25,122.19	
EMPLOYEES' PAYROLL ALLOTMENT ACCOUNT, UNITED STATES SAVINGS BONDS, COST-ACCOUNTING STANDARDS BOARD	F.Y. NO YEAR 06 T.Q. NO YEAR	6050	547.06 75.00	-	-	472.06 -581.25	-	75.00 656.25	
WITHHELD STATE INCOME TAXES, COST-ACCOUNTING STANDARDS BOARD	F.Y. NO YEAR 06 T.Q. NO YEAR	6070	7,059.66 6,623.31	-	-	436.35 -5,129.51	-	6,623.31 11,752.82	
EMPLOYEES' PAYROLL ALLOTMENT ACCOUNT, UNITED STATES SAVINGS BONDS, OFFICE OF TECHNOLOGY ASSESSMENT	F.Y. NO YEAR 07 T.Q. NO YEAR	6050	12.50 3.83	-	-	8.67 -266.28	-	3.83 270.11	
WITHHELD STATE INCOME TAXES, OFFICE OF TECHNOLOGY ASSESSMENT	F.Y. NO YEAR 07 T.Q. NO YEAR	6070	9,051.40 14,858.79	-	-	-5,807.39 -4,596.26	-	14,858.79 19,455.05	
EMPLOYEES' PAYROLL ALLOTMENT ACCOUNT, CONGRESSIONAL BUDGET OFFICE	F.Y. NO YEAR 08 T.Q. NO YEAR	5050	-	-	-	-56.27 -43.79	-	56.27 100.06	
WITHHELD STATE INCOME TAXES, CONGRESSIONAL BUDGET OFFICE	F.Y. NO YEAR 08 T.Q. NO YEAR	6070	-	-	-	-24,939.10 6,484.29	-	24,939.10 18,454.81	
EMPLOYEES' PAYROLL ALLOTMENT ACCOUNT, UNITED STATES SAVINGS BONDS, UNITED STATES TAX COURT	F.Y. NO YEAR 23 T.Q. NO YEAR	5050	1,670.35 1,593.15	-	-	77.20 1,221.10	-	1,593.15 372.05	
WITHHELD STATE INCOME TAXES, UNITED STATES TAX COURT	F.Y. NO YEAR 23 T.Q. NO YEAR	6070	20,350.60 16,258.67	-	-	4,091.93 -31.42	-	16,258.67 16,290.09	
SUSPENSE, UNITED STATES TAX COURT	F.Y. NO YEAR 23 T.Q. NO YEAR	6875	780.29 784.72	-	-	-4.43 .14	-	784.72 784.58	
TOTAL, LEGISLATIVE BRANCH FY 1976 . . . . .			4,768,101.85	-	-487,831.38	-1,097,802.89	-	5,378,073.36	
TOTAL, LEGISLATIVE BRANCH T.Q. . . . .			5,378,073.36	-	-	176,883.72	-	5,201,189.64	
THE JUDICIARY									
REGISTRY FUNDS, UNITED STATES COURTS	F.Y. NO YEAR 10 T.Q. NO YEAR	6047	49,965,079.04 52,465,746.56	-	-	-2,500,667.52 -6,614,251.43	-	52,465,746.56 59,079,997.99	
EMPLOYEES' PAYROLL ALLOTMENT ACCOUNT, UNITED STATES SAVINGS BONDS, THE JUDICIARY	F.Y. NO YEAR 10 T.Q. NO YEAR	6050	198,869.00 8,442.38	-	-	190,426.62 -4,259.00	-	8,442.38 12,701.38	
EMPLOYEES' PAYROLL ALLOTMENT ACCOUNT, UNITED STATES SAVINGS BONDS, SUPREME COURT	F.Y. NO YEAR 10 T.Q. NO YEAR	5050 1	2,360.63 904.30	-	-	1,456.33 94.43	-	904.30 809.87	
WITHHELD CITY INCOME TAXES, THE JUDICIARY	F.Y. NO YEAR 10 T.Q. NO YEAR	5057	-	-	-	-74,046.09 -839.34	-	74,046.09 74,885.43	



Appropriations, Outlays, and Balances - Continued

Appropriation or Fund Account		Account symbol				Balances beginning of fiscal year	Appropriations and other obligational authority	Transfers, borrowings, and investments (net)	Outlays (net)	Balances withdrawn and other transactions	Balances end of fiscal year 2/
Title 1/	Period of availability	Dept. Reg.	Tr. From	Account No.	Sub. No.						
<b>THE JUDICIARY-CONTINUED</b>											
WITHHELD STATE INCOME TAXES, THE JUDICIARY	F. Y.	NO YEAR	10	6070		\$969,876.04	-	-	\$312,019.78	-	\$657,856.26
	T. Q.	NO YEAR				657,856.26	-	-	15,885.75	-	641,970.51
WITHHELD STATE INCOME TAXES, SUPREME COURT	F. Y.	NO YEAR	10	6070	1	12,177.77	-	-	-4,003.20	-	16,180.97
	T. Q.	NO YEAR				16,180.97	-	-	-664.60	-	16,845.57
FEES AND OTHER COLLECTIONS, CLERKS OF UNITED STATES COURTS AND REGISTER OF WILLS FOR THE DISTRICT OF COLUMBIA	F. Y.	NO YEAR	10	6855		4,116,340.31	-	-	-4,368,960.32	-	8,485,300.63
	T. Q.	NO YEAR				8,485,300.63	-	-	-140,134.70	-	8,625,435.33
SUSPENSE, THE JUDICIARY	F. Y.	NO YEAR	10	6875		26,341.01	-	-	-47,423.75	-	73,764.76
	T. Q.	NO YEAR				73,764.76	-	-	-10,132.71	-	83,897.47
SUSPENSE, SUPREME COURT	F. Y.	NO YEAR	10	6875	1	3,035.76	-	-	627.35	-	2,408.41
	T. Q.	NO YEAR				2,408.41	-	-	-9,071.84	-	11,480.25
ACCOUNTS PAYABLE, CHECK ISSUE UNDERDRAFTS, THE JUDICIARY	F. Y.	NO YEAR	10	6999		1,246.81	-	-	-	-	1,246.81
	T. Q.	NO YEAR				1,246.81	-	-	-	-	1,246.81
TOTAL, THE JUDICIARY FY 1976. . . . .						55,295,326.37	-	-	-6,490,570.80	-	61,785,897.17
TOTAL, THE JUDICIARY T.Q. . . . .						61,785,897.17	-	-	-6,763,373.44	-	68,549,270.61
<b>EXECUTIVE OFFICE OF THE PRESIDENT</b>											
EMPLOYEES' PAYROLL ALLOTMENT ACCOUNT, UNITED STATES SAVINGS BONDS THE WHITE HOUSE OFFICE	F. Y.	NO YEAR	11	6050	1	3,539.73	-	-	-1,693.33	-	5,233.06
	T. Q.	NO YEAR				5,233.06	-	-	2,044.77	-	3,188.29
OFFICE OF MANAGEMENT AND BUDGET	F. Y.	NO YEAR	11	6050	3	4,154.16	-	-	34.72	-	4,119.44
	T. Q.	NO YEAR				4,119.44	-	-	169.96	-	3,949.48
OFFICE OF EMERGENCY PREPAREDNESS	F. Y.	NO YEAR	11	6050	6	116.66	-	-	-	-	116.66
	T. Q.	NO YEAR				116.66	-	-	-	-	116.66
COMPENSATION OF THE PRESIDENT	F. Y.	NO YEAR	11	6050	18	150.00	-	-	150.00	-	-
	T. Q.	NO YEAR				-	-	-	-	-	-
COUNCIL OF ECONOMIC ADVISERS	F. Y.	NO YEAR	11	6050	19	61.62	-	-	24.87	-	36.75
	T. Q.	NO YEAR				36.75	-	-	-16.92	-	53.67
NATIONAL SECURITY COUNCIL	F. Y.	NO YEAR	11	6050	20	248.69	-	-	-47.37	-	296.06
	T. Q.	NO YEAR				296.06	-	-	67.38	-	228.68
DOMESTIC COUNCIL IN THE EXECUTIVE OFFICE OF THE PRESIDENT	F. Y.	NO YEAR	11	6050	22	25.00	-	-	-	-	25.00
	T. Q.	NO YEAR				25.00	-	-	-	-	25.00
SPECIAL ASSISTANCE TO THE PRESIDENT	F. Y.	NO YEAR	11	6050	54	62.55	-	-	-28.09	-	90.64
	T. Q.	NO YEAR				90.64	-	-	-0.03	-	90.67
WITHHELD CITY INCOME TAXES THE WHITE HOUSE	F. Y.	NO YEAR	11	6057	1	-	-	-	57.34	-	-57.34
	T. Q.	NO YEAR				-57.34	-	-	-57.34	-	-
WITHHELD STATE INCOME TAXES THE WHITE HOUSE OFFICE	F. Y.	NO YEAR	11	6070	1	125,531.91	-	-	-24,236.61	-	149,768.52
	T. Q.	NO YEAR				149,768.52	-	-	17,983.43	-	131,785.09
OFFICE OF MANAGEMENT AND BUDGET	F. Y.	NO YEAR	11	6070	3	59,068.52	-	-	-8,155.76	-	67,224.28
	T. Q.	NO YEAR				67,224.28	-	-	34,460.90	-	32,763.38
OFFICE OF EMERGENCY PREPAREDNESS	F. Y.	NO YEAR	11	6070	6	548.89	-	-	-	-	548.89
	T. Q.	NO YEAR				548.89	-	-	-	-	548.89

COUNCIL OF ECONOMIC ADVISERS	F.Y. NO YEAR 11	6070 19	-1,654.07	-	-	-	-12.75	-	-1,641.31
	T.Q. NO YEAR		-1,641.31	-	-	-	-3,696.95	-	2,055.63
NATIONAL SECURITY COUNCIL	F.Y. NO YEAR 11	6070 20	8,879.88	-	-	-	1,916.82	-	6,963.06
	T.Q. NO YEAR		6,963.06	-	-	-	-373.10	-	7,336.16
DOMESTIC COUNCIL IN THE EXECUTIVE OFFICE OF THE PRESIDENT	F.Y. NO YEAR 11	6070 22	3,795.54	-	-	-	-539.49	-	4,335.03
	T.Q. NO YEAR		4,385.03	-	-	-	2,084.88	-	2,300.15
SPECIAL ASSISTANCE TO THE PRESIDENT	F.Y. NO YEAR 11	6070 54	7,461.68	-	-	-	-244.21	-	7,705.89
	T.Q. NO YEAR		7,705.89	-	-	-	663.19	-	7,042.70
			-0-	-	-	-	-	-	-0-
SUSPENSE									
THE WHITE HOUSE OFFICE	F.Y. NO YEAR 11	6875 1	253.48	-	-	-	126.74	-	126.74
	T.Q. NO YEAR		126.74	-	-	-	-7,384,822.50	-	7,384,949.24
ECONOMIC STABILIZATION ACTIVITIES	F.Y. NO YEAR 11	6875 58	32,658.56	-	-	-	32,658.56	-	-
	T.Q. NO YEAR		-	-	-	-	-	-	-
TOTAL, EXECUTIVE OFFICE OF THE PRESIDENT FY 1976 . . . . .			244,902.80	-	-	-	-38.57	-	244,941.37
TOTAL, EXECUTIVE OFFICE OF THE PRESIDENT T.Q. . . . .			244,941.37	-	-	-	-7,331,992.34	-	7,576,933.71
FUNDS APPROPRIATED TO THE PRESIDENT									
AGENCY FOR INTERNATIONAL DEVELOPMENT									
EMPLOYEES' PAYROLL ALLOTMENT ACCOUNT, UNITED STATES SAVINGS BONDS, AGENCY FOR INTERNATIONAL DEVELOPMENT	F.Y. NO YEAR 72	6050	20,973.51	-	-	-	483.13	-	20,490.38
	T.Q. NO YEAR		20,490.38	-	-	-	-419.37	-	20,909.75
WITHHELD STATE INCOME TAXES, AGENCY FOR INTERNATIONAL DEVELOPMENT	F.Y. NO YEAR 72	6070	207,796.79	-	-	-	-117,018.82	-	324,815.61
	T.Q. NO YEAR		324,815.61	-	-	-	97,968.64	-	226,846.97
IRREVOCABLE LETTERS OF CREDIT, AGENCY FOR INTERNATIONAL DEVELOPMENT, ISSUED TO THE ROYAL GOVERNMENT OF AFGHANISTAN	F.Y. NO YEAR 72	6117 306	64,054.35	-	-	-	19.45	-	64,034.90
	T.Q. NO YEAR		64,034.90	-	-	-	-	-	64,034.90
THE REPUBLIC OF KOREA	F.Y. NO YEAR 72	6117 489	-	-	-	-	-1,466,524.07	-	1,466,524.07
	T.Q. NO YEAR		1,466,524.07	-	-	-	1,290,823.00	-	175,701.07
THE REPUBLIC OF BOLIVIA	F.Y. NO YEAR 72	6117 511	3,175.46	-	-	-	-	-	3,175.46
	T.Q. NO YEAR		3,175.46	-	-	-	-	-	3,175.46
THE REPUBLIC OF CHILE	F.Y. NO YEAR 72	6117 513	86,477.97	-	-	-	40,018.48	-	46,459.49
	T.Q. NO YEAR		46,459.49	-	-	-	-	-	46,459.49
THE UNITED REPUBLIC OF TANZANIA	F.Y. NO YEAR 72	6117 621	389.39	-	-	-	389.39	-	-
	T.Q. NO YEAR		-	-	-	-	-	-	-
IRREVOCABLE LETTERS OF CREDIT (TRIANGULAR), AGENCY FOR INTERNATIONAL DEVELOPMENT, ISSUED TO									
THE GOVERNMENT OF INDIA	F.Y. NO YEAR 72	6121 386	3,123.90	-	-	-	-	-	3,123.90
	T.Q. NO YEAR		3,123.90	-	-	-	-	-	3,123.90
THE GOVERNMENT OF PAKISTAN	F.Y. NO YEAR 72	6121 391	274,291.47	-	-	-	37,810.39	-	236,481.08
	T.Q. NO YEAR		236,481.08	-	-	-	-	-	236,481.08
THE GOVERNMENT OF SINGAPORE	F.Y. NO YEAR 72	6121 480	-81,685.53	-	-	-	-245,317.25	-	163,631.72
	T.Q. NO YEAR		163,631.72	-	-	-	-	-	163,631.72
THE REPUBLIC OF CHINA (TAIWAN)	F.Y. NO YEAR 72	6121 484	8,658,430.44	-	-	-	6,508,074.57	-	2,150,355.87
	T.Q. NO YEAR		2,150,355.87	-	-	-	17,845.00	-	2,132,510.87
THE GOVERNMENT OF KOREA	F.Y. NO YEAR 72	6121 489	-4,751,296.95	-	-	-	-6,913,816.36	-	2,162,519.41
	T.Q. NO YEAR		2,162,519.41	-	-	-	33,946.03	-	2,128,573.38
THE GOVERNMENT OF PHILIPPINES	F.Y. NO YEAR 72	6121 492	142,312.43	-	-	-	17,966.25	-	124,346.18
	T.Q. NO YEAR		124,346.18	-	-	-	-	-	124,346.18

FOOTNOTES AT END OF CHAPTER

Appropriations, Outlays, and Balances - Continued

Appropriation or Fund Account		Account symbol			Balances beginning of fiscal year	Appropriations and other obligational authority	Transfers, borrowings, and investments (net)	Outlays (net)	Balances withdrawn and other transactions	Balances end of fiscal year 2/
Title 1/	Period of availability	Dept. Reg.	Tr. From	Account No.						
FUNDS APPROPRIATED TO THE PRESIDENT-CONTINUED										
AGENCY FOR INTERNATIONAL DEVELOPMENT-CONTINUED										
IRREVOCABLE LETTERS OF CREDIT (TRIANGULAR), AGENCY FOR INTERNATIONAL DEVELOPMENT, ISSUED TO -CONTINUED										
THE GOVERNMENT OF THAILAND	F.Y. NO YEAR 72			6121 493	\$1,118.56	- - - - -	- - - - -	- \$2,830.74	- - - - -	\$3,949.30
	T.Q. NO YEAR				3,949.30	- - - - -	- - - - -	- - - - -	- - - - -	3,949.30
DOLLAR DEPOSITS BY BARTER CONTRACTORS, AGENCY FOR INTERNATIONAL DEVELOPMENT, GOVERNMENT OF AFGHANISTAN										
	F.Y. NO YEAR 72			6122 306	64,291.18	- - - - -	- - - - -	- - - - -	- - - - -	64,291.18
	T.Q. NO YEAR				64,291.18	- - - - -	- - - - -	- - - - -	- - - - -	64,291.18
KHMER REPUBLIC (CAMBODIA)	F.Y. NO YEAR 72			6122 442	844,730.29	- - - - -	- - - - -	- 1,597.68	- - - - -	846,327.97
	T.Q. NO YEAR				846,327.97	- - - - -	- - - - -	- - - - -	- - - - -	846,327.97
THE REPUBLIC OF KOREA	F.Y. NO YEAR 72			6122 489	984,141.16	- - - - -	- - - - -	984,141.16	- - - - -	- - - - -
	T.Q. NO YEAR				- - - - -	- - - - -	- - - - -	- - - - -	- - - - -	- - - - -
EMPLOYEE AND EMPLOYER CONTRIBUTIONS, FOREIGN GOVERNMENT SOCIAL SECURITY AND RELATED PROGRAMS, AGENCY FOR INTERNATIONAL DEVELOPMENT										
	F.Y. NO YEAR 72			6130	146.25	- - - - -	- - - - -	376.26	- - - - -	-230.01
	T.Q. NO YEAR				-230.01	- - - - -	- - - - -	773.67	- - - - -	-1,003.68
EMPLOYEE AND EMPLOYER CONTRIBUTIONS, PRIVATE INSURANCE PLANS, AGENCY FOR INTERNATIONAL DEVELOPMENT										
	F.Y. NO YEAR 72			6131	5,030.56	- - - - -	- - - - -	- - - - -	- - - - -	5,030.56
	T.Q. NO YEAR				5,030.56	- - - - -	- - - - -	- - - - -	- - - - -	5,030.56
SUSPENSE, AGENCY FOR INTERNATIONAL DEVELOPMENT										
	F.Y. NO YEAR 72			6875	279,874.69	- - - - -	- - - - -	-1,970,789.03	- - - - -	2,250,663.72
	T.Q. NO YEAR				2,250,663.72	- - - - -	- - - - -	370,380.03	- - - - -	1,880,283.69
OVERSEAS PRIVATE INVESTMENT CORPORATION										
EMPLOYEES' PAYROLL ALLOTMENT ACCOUNT, UNITED STATES SAVINGS BONDS, OVERSEAS PRIVATE INVESTMENT CORPORATION										
	F.Y. NO YEAR 71			6050	4,710.52	- - - - -	- - - - -	-1,563.01	- - - - -	6,273.53
	T.Q. NO YEAR				6,273.53	- - - - -	- - - - -	121.45	- - - - -	6,152.08
WITHHELD STATE INCOME TAXES, OVERSEAS PRIVATE INVESTMENT CORPORATION										
	F.Y. NO YEAR 71			6070	6,640.93	- - - - -	- - - - -	-11,076.87	- - - - -	17,717.80
	T.Q. NO YEAR				17,717.80	- - - - -	- - - - -	5,042.01	- - - - -	12,675.79
SUSPENSE, OVERSEAS PRIVATE INVESTMENT CORPORATION										
	F.Y. NO YEAR 71			6875	172,552.47	- - - - -	- - - - -	101,009.93	- - - - -	71,542.54
	T.Q. NO YEAR				71,542.54	- - - - -	- - - - -	13,043.82	- - - - -	58,498.72
TOTAL, FUNDS APPROPRIATED TO THE PRESIDENT FY 1976 . . . . .					6,991,279.84	- - - - -	- - - - -	-3,040,244.82	- - - - -	10,031,524.66
TOTAL, FUNDS APPROPRIATED TO THE PRESIDENT T.Q. . . . .					10,031,524.66	- - - - -	- - - - -	1,829,524.28	- - - - -	8,202,000.38

DEPARTMENT OF AGRICULTURE

INDEMNITY FUND, AGRICULTURAL  
STABILIZATION AND CONSERVATION  
COUNTY COMMITTEES, AGRICULTURAL  
STABILIZATION AND CONSERVATION  
SERVICE (T)

F.Y.	NO YEAR	12	5035	92,710.90	-	-	-	-	92,710.90
T.Q.	NO YEAR			92,710.90	-	-	-	-	92,710.90

EMPLOYEES' PAYROLL ALLIOTMENT ACCOUNT,  
UNITED STATES SAVINGS BONDS  
MANAGEMENT DATA SERVICE CENTER,  
AGRICULTURE

F.Y.	NO YEAR	12	6050	6	759,228.80	-	-	-	1,981,742.77
T.Q.	NO YEAR				1,981,742.77	-	-	-	737,371.97
F.Y.	NO YEAR	12	6050	29	1,204.34	-	-	-	1,662.41
T.Q.	NO YEAR				1,662.41	-	-	-	1,615.82

FOREIGN AGRICULTURAL SERVICE

WITHHELD CITY INCOME TAXES, MANAGEMENT  
DATA SERVICE CENTER, AGRICULTURE

F.Y.	NO YEAR	12	6057	6	16,603.28	-	-	-	107,432.28
T.Q.	NO YEAR				107,432.28	-	-	-	2.02

WITHHELD STATE INCOME TAXES  
MANAGEMENT DATA SERVICE CENTER

F.Y.	NO YEAR	12	6070	6	4,164,012.31	-	-	-	6,708,327.40
T.Q.	NO YEAR				6,708,327.40	-	-	-	-53.93

AGRICULTURAL STABILIZATION AND  
CONSERVATION SERVICE

F.Y.	NO YEAR	12	6070	33	261,993.13	-	-	-	171,611.81
T.Q.	NO YEAR				171,611.81	-	-	-	210,540.86

SALE OF LANDS AND TIMBER, AGRICULTURE

F.Y.	NO YEAR	12	6151		-460.20	-	-	-	-
T.Q.	NO YEAR				-	-	-	-	-

REDEMPTION FUND, FOOD STAMP COUPONS,  
FOOD AND NUTRITION SERVICE

F.Y.	NO YEAR	12	5185		525,228,242.54	-	-	-	401,568,937.08
T.Q.	NO YEAR				401,568,937.08	-	-	-	412,812,102.10

TIMBER SALES DEPOSITS, FOREST  
SERVICE

F.Y.	NO YEAR	12	6304		24,594,186.05	-	-	-	37,885,134.40
T.Q.	NO YEAR				37,885,134.40	-	-	-	55,182,906.29

PAYMENT OF PRINCIPAL AND INTEREST ON  
FARMERS HOME ADMINISTRATION INSURED  
NOTES AND CERTIFICATES OF BENEFICIAL  
OWNERSHIP

F.Y.	NO YEAR	12	6306		4,304,962.50	-	-	-	637,967.19
T.Q.	NO YEAR				637,967.19	-	-	-	3,437,529.69

Appropriations, Outlays, and Balances - Continued

Appropriation or Fund Account		Account symbol			Balances beginning of fiscal year	Appropriations and other obligational authority	Transfers, borrowings, and investments (net)	Outlays (net)	Balances withdrawn and other transactions	Balances end of fiscal year 2/
Title 1/	Period of availability	Dept. Reg.	Account No.	Sub. No.						
DEPARTMENT OF AGRICULTURE--CONTINUED										
SUSPENSE	F.Y. NO YEAR	12	6875	6	\$57,595.44	-	-	-	-	\$1,865,525.22
MANAGEMENT DATA SERVICE CENTER	T.Q. NO YEAR				1,865,525.22	-	-	-	-	-287.00
OFFICE OF MANAGEMENT SERVICES	F.Y. NO YEAR	12	6875	7	148,498.16	-	-	-	-	96,144.58
	T.Q. NO YEAR				96,144.58	-	-	-	-	105,723.30
SOIL CONSERVATION SERVICE	F.Y. NO YEAR	12	6875	10	4,059.95	-	-	-	-	2,375.95
	T.Q. NO YEAR				2,375.95	-	-	-	-	16,700.89
FOREST SERVICE	F.Y. NO YEAR	12	6875	11	3,167,544.82	-	-	-	-	4,040,057.64
	T.Q. NO YEAR				4,040,057.64	-	-	-	-	4,815,136.36
AGRICULTURAL RESEARCH SERVICE	F.Y. NO YEAR	12	6875	14	656.31	-	-	-	-	2,442.00
	T.Q. NO YEAR				2,442.00	-	-	-	-	2,288.66
ANIMAL AND PLANT HEALTH INSPECTION SERVICE	F.Y. NO YEAR	12	6875	16	2,974.77	-	-	-	-	2,715.52
	T.Q. NO YEAR				2,715.52	-	-	-	-	3,689.04
AGRICULTURAL MARKETING SERVICE	F.Y. NO YEAR	12	6875	25	56,337.72	-	-	-	-	56,202.72
	T.Q. NO YEAR				56,202.72	-	-	-	-	55,652.72
FOREIGN AGRICULTURAL SERVICE	F.Y. NO YEAR	12	6875	29	21,767.76	-	-	-	-	21,908.00
	T.Q. NO YEAR				21,908.00	-	-	-	-	21,908.00
RURAL ELECTRIFICATION ADMINISTRATION	F.Y. NO YEAR	12	6875	31	.18	-	-	-	-	1.10
	T.Q. NO YEAR				1.10	-	-	-	-	-
AGRICULTURAL STABILIZATION AND CONSERVATION SERVICE	F.Y. NO YEAR	12	6875	33	175.90	-	-	-	-	60.05
	T.Q. NO YEAR				60.05	-	-	-	-	1,962.31
TOTAL, DEPARTMENT OF AGRICULTURE FY 1976 . . . . .					562,892,294.66	-	-	107,639,335.64	-	455,242,959.02
TOTAL, DEPARTMENT OF AGRICULTURE T.Q. . . . .					455,242,959.02	-	-	-22,255,540.98	-	477,498,500.00
DEPARTMENT OF COMMERCE										
FEDERAL SHIP FINANCING ESCROW FUND, MARITIME ADMINISTRATION (T)	F.Y. NO YEAR	13	6012		2,009,476.32	-	-	-6,246,264.74	-	8,255,741.06
	T.Q. NO YEAR				8,255,741.06	-	-	-39,799,706.34	-	48,055,447.40
EMPLOYEES' PAYROLL ALLOTMENT ACCOUNT, UNITED STATES SAVINGS BONDS OFFICE OF THE SECRETARY	F.Y. NO YEAR	13	6050	1	-7,633.56	-	-	-62,348.05	-	54,714.49
	T.Q. NO YEAR				54,714.49	-	-	4,437.23	-	50,277.26
BUREAU OF THE CENSUS	F.Y. NO YEAR	13	6050	4	37,245.83	-	-	1,252.64	-	35,993.19
	T.Q. NO YEAR				35,993.19	-	-	-1,481.98	-	37,475.17
NATIONAL BUREAU OF STANDARDS	F.Y. NO YEAR	13	6050	6	-6,349.61	-	-	-44,546.24	-	38,196.63
	T.Q. NO YEAR				38,196.63	-	-	-974.21	-	39,170.84
PATENT AND TRADEMARK OFFICE	F.Y. NO YEAR	13	6050	10	-17,236.68	-	-	-42,696.90	-	25,460.22
	T.Q. NO YEAR				25,460.22	-	-	-1,821.43	-	27,281.70
NATIONAL OCEANIC AND ATMOSPHERIC ADMINISTRATION	F.Y. NO YEAR	13	6050	14	95,246.24	-	-	-180,074.46	-	275,340.70
	T.Q. NO YEAR				275,340.70	-	-	174,147.26	-	101,193.44
MARITIME ADMINISTRATION	F.Y. NO YEAR	13	6050	17	-5,195.56	-	-	-21,724.31	-	16,523.75
	T.Q. NO YEAR				16,528.75	-	-	1,234.67	-	15,294.08
					-0-	-	-	-	-	-0-
WITHHELD CITY INCOME TAXES OFFICE OF THE SECRETARY OF COMMERCE	F.Y. NO YEAR	13	6057	1	2,663.47	-	-	-1,190.60	-	3,854.07
	T.Q. NO YEAR				3,854.07	-	-	1,921.38	-	1,932.69
BUREAU OF THE CENSUS	F.Y. NO YEAR	13	6057	4	-	-	-	-3,730.13	-	3,730.13
	T.Q. NO YEAR				3,730.13	-	-	339.41	-	3,390.72
NATIONAL OCEANIC AND ATMOSPHERIC ADMINISTRATION	F.Y. NO YEAR	13	6057	14	1,095.00	-	-	-10,811.67	-	11,906.67
	T.Q. NO YEAR				11,906.67	-	-	1,335.31	-	10,571.36

MARITIME ADMINISTRATION	F.Y.	NO YEAR	13	6057	17	245.66				-245.66		245.66
	T.Q.	NO YEAR								-902.41		1,148.07
EMPLOYEES' ALLIANCE ACCOUNT, NATIONAL OCEANIC AND ATMOSPHERIC ADMINISTRATION	F.Y.	NO YEAR	13	6062	14	-201.24				-16,533.33		16,332.09
	T.Q.	NO YEAR				16,332.09				-1,408.07		17,740.16
PRIBILOF ISLANDS CANTEENS, NATIONAL OCEANIC AND ATMOSPHERIC ADMINISTRATION	F.Y.	NO YEAR	13	6064		66,197.89				-43,166.26		114,364.15
	T.Q.	NO YEAR				114,364.15				331.94		114,032.21
WITHHELD STATE INCOME TAXES OFFICE OF THE SECRETARY	F.Y.	NO YEAR	13	5070	1	249,273.44				-288,483.37		537,761.81
	T.Q.	NO YEAR				537,761.81				174,071.82		363,689.99
BUREAU OF THE CENSUS	F.Y.	NO YEAR	13	6070	4	312,080.55				-142,566.06		454,646.63
	T.Q.	NO YEAR				454,646.63				134,056.62		320,590.01
NATIONAL BUREAU OF STANDARDS	F.Y.	NO YEAR	13	6070	6	68,259.89				-20,753.21		89,018.10
	T.Q.	NO YEAR				89,018.10				13,350.90		75,667.20
PATENT AND TRADEMARK OFFICE	F.Y.	NO YEAR	13	6070	10	352,758.68				-142,813.21		495,571.89
	T.Q.	NO YEAR				495,571.89				102,708.98		392,862.91
NATIONAL OCEANIC AND ATMOSPHERIC ADMINISTRATION	F.Y.	NO YEAR	13	6070	14	789,157.28				-434,574.72		1,223,732.00
	T.Q.	NO YEAR				1,223,732.00				313,467.38		910,264.62
MARITIME ADMINISTRATION	F.Y.	NO YEAR	13	6070	17	163,404.02				7,209.52		156,194.50
	T.Q.	NO YEAR				156,194.50				49,518.04		106,676.46
STATE PARTICIPATION, REGIONAL ACTION PLANNING COMMISSIONS	F.Y.	NO YEAR	13	6077		2,500.28				2,500.28		
	T.Q.	NO YEAR										
UNEARNED FEES, PATENT AND TRADEMARK OFFICE (T)	F.Y.	NO YEAR	13	6542		1,885,252.00				-2,482,536.40		4,367,788.40
	T.Q.	NO YEAR				4,367,788.40				2,387,425.93		1,980,362.47
SUSPENSE OFFICE OF THE SECRETARY	F.Y.	NO YEAR	13	6875	1	30,639.20				-8,616.65		39,255.85
	T.Q.	NO YEAR				39,255.85				-1,659.93		40,915.78
BUREAU OF THE CENSUS	F.Y.	NO YEAR	13	6875	4	742.69				-623.71		1,366.40
	T.Q.	NO YEAR				1,366.40				-2,841.09		3,407.49
NATIONAL BUREAU OF STANDARDS	F.Y.	NO YEAR	13	6875	6	590.58				376.77		213.81
	T.Q.	NO YEAR				213.81						213.81
PATENT AND TRADEMARK OFFICE	F.Y.	NO YEAR	13	6875	10	4,259.87				-711.46		5,171.33
	T.Q.	NO YEAR				5,171.33				1,074.51		4,096.82
NATIONAL OCEANIC AND ATMOSPHERIC ADMINISTRATION	F.Y.	NO YEAR	13	6875	14	1,164,181.85				943,530.37		220,601.46
	T.Q.	NO YEAR				220,601.46				145,300.48		75,300.98
MARITIME ADMINISTRATION	F.Y.	NO YEAR	13	6875	17	2,831,623.41				285,365.93		2,545,756.42
	T.Q.	NO YEAR				2,545,756.42				-39,343.70		2,585,100.12
PROCEEDS FROM SALE OF SURPLUS PROPERTY, DEPARTMENT OF COMMERCE	F.Y.	NO YEAR	13	6887		490.90						490.90
	T.Q.	NO YEAR				490.90						490.90
TOTAL, DEPARTMENT OF COMMERCE FY 1976						10,030,522.74				-8,959,454.57		18,989,977.31
TOTAL, DEPARTMENT OF COMMERCE T.Q.						18,989,977.31				-36,344,647.35		55,334,624.66
DEPARTMENT OF DEFENSE												
MILITARY												
DEPARTMENT OF THE ARMY												
PROCEEDS OF SALES OF LOST, ABANDONED, OR UNCLAIMED PERSONAL PROPERTY, ARMY (T)	F.Y.	NO YEAR	21	6001		112,927.42				-119,674.68		232,602.10
	T.Q.	NO YEAR				232,602.10				-35,018.95		267,621.05

Appropriations, Outlays, and Balances - Continued

Appropriation or Fund Account		Account symbol			Balances beginning of fiscal year	Appropriations and other obligational authority	Transfers, borrowings, and investments (net)	Outlays (net)	Balances withdrawn and other transactions	Balances end of fiscal year 2/
Title 1/	Period of availability	Dept. Reg.	Account No.	Sub. No.						
DEPARTMENT OF DEFENSE-CONTINUED										
MILITARY-CONTINUED										
DEPARTMENT OF THE ARMY-CONTINUED										
PERSONAL FUNDS OF DECEASED, MENTALLY INCOMPETENT OR MISSING PERSONNEL, ARMY (T)	F.Y. NO YEAR	21	6002		\$228.93	- - - - -	- - - - -	-\$191.63	- - - - -	\$420.56
	T.O. NO YEAR				420.56	- - - - -	- - - - -	-180.26	- - - - -	600.82
PAY OF THE ARMY, DEPOSIT FUND (T)	F.Y. NO YEAR	21	6010		8,075,895.51	- - - - -	- - - - -	-5,690,478.38	- - - - -	13,766,373.89
	T.O. NO YEAR				13,766,373.89	- - - - -	- - - - -	-458,689.72	- - - - -	14,225,063.61
FUNDS OF CIVILIAN INTERNEES AND PRISONERS OF WAR, ARMY (T)	F.Y. NO YEAR	21	6015		7,047,837.93	- - - - -	- - - - -	1,097.53	- - - - -	7,046,740.40
	T.O. NO YEAR				7,046,740.40	- - - - -	- - - - -	1,211.60	- - - - -	7,045,528.80
EFFECTS OF MENTALLY INCOMPETENT SOLDIERS, UNITED STATES ARMY (T)	F.Y. NO YEAR	21	6031		19,943.08	- - - - -	- - - - -	-9,932.67	- - - - -	29,875.75
	T.O. NO YEAR				29,875.75	- - - - -	- - - - -	-2,001.57	- - - - -	31,877.32
EMPLOYEES' PAYROLL ALLOTMENT ACCOUNT, UNITED STATES SAVINGS BONDS, DEPARTMENT OF THE ARMY	F.Y. NO YEAR	21	6050		8,444,970.78	- - - - -	- - - - -	-649,341.82	- - - - -	9,094,312.60
	T.O. NO YEAR				9,094,312.60	- - - - -	- - - - -	-1,218,422.69	- - - - -	10,312,735.29
WITHHELD CITY INCOME TAXES, ARMY	F.Y. NO YEAR	21	6057		91,389.08	- - - - -	- - - - -	-392,168.59	- - - - -	483,557.67
	T.O. NO YEAR				483,557.67	- - - - -	- - - - -	134,093.43	- - - - -	349,464.24
ESTATES OF DECEASED SOLDIERS, REGULAR ARMY (T)	F.Y. 1976	21	6060		- - - - -	- - - - -	- - - - -	-32,836.20	- - - - -	32,836.20
	F.Y. 1975				18,712.13	- - - - -	- - - - -	-3,477.22	- - - - -	22,189.35
	F.Y. 1974				4,379.29	- - - - -	- - - - -	852.36	- - - - -	3,526.93
	F.Y. 1973				14,687.74	- - - - -	- - - - -	14,687.74	- - - - -	- - - - -
	T.O. 1975				32,836.20	- - - - -	- - - - -	2,066.95	- - - - -	30,769.24
	T.O. 1975				22,189.35	- - - - -	- - - - -	- - - - -	- - - - -	22,189.35
	T.O. 1974				3,526.93	- - - - -	- - - - -	- - - - -	- - - - -	3,526.93
	T.O. 1973				- - - - -	- - - - -	- - - - -	- - - - -	- - - - -	- - - - -
ADVANCES, FEDERAL REPUBLIC OF GERMANY (T)	F.Y. NO YEAR	21	5069		420,980.14	- - - - -	- - - - -	-995,762.67	- - - - -	1,416,742.81
	T.O. NO YEAR				1,416,742.81	- - - - -	- - - - -	-107,181.42	- - - - -	1,523,924.23
WITHHELD STATE INCOME TAXES, ARMY	F.Y. NO YEAR	21	5070		16,149,083.40	- - - - -	- - - - -	753,822.62	- - - - -	15,395,260.78
	T.O. NO YEAR				15,395,260.78	- - - - -	- - - - -	-6,480,992.71	- - - - -	21,876,253.49
WITHHELD ALLOTMENT OF COMPENSATION FOR PAYMENT OF EMPLOYEE ORGANIZATION DUES, ARMY	F.Y. NO YEAR	21	6075		-7,901.41	- - - - -	- - - - -	6,019.47	- - - - -	-13,920.88
	T.O. NO YEAR				-13,920.88	- - - - -	- - - - -	-64,454.49	- - - - -	50,533.61
WITHHELD ALLOTMENT OF COMPENSATION FOR CHARITABLE CONTRIBUTIONS, ARMY	F.Y. NO YEAR	21	6083		-23,756.05	- - - - -	- - - - -	-221,628.08	- - - - -	197,872.03
	T.O. NO YEAR				197,872.03	- - - - -	- - - - -	163,022.73	- - - - -	34,849.30
WITHHELD EMPLOYEE CONTRIBUTIONS, STATE OR TERRITORIAL RETIREMENT, ARMY	F.Y. NO YEAR	21	6105		29,141.39	- - - - -	- - - - -	-7,938.15	- - - - -	37,079.54
	T.O. NO YEAR				37,079.54	- - - - -	- - - - -	12,334.04	- - - - -	24,745.50
EMPLOYER CONTRIBUTIONS, STATE OR TERRITORIAL RETIREMENT, ARMY	F.Y. NO YEAR	21	6108		14,959.61	- - - - -	- - - - -	-2,270.40	- - - - -	17,230.01
	T.O. NO YEAR				17,230.01	- - - - -	- - - - -	-17,133.44	- - - - -	34,363.45
WITHHELD EMPLOYEE CONTRIBUTIONS, STATE OR TERRITORIAL DISABILITY BENEFITS, ARMY	F.Y. NO YEAR	21	6112		-1,498.19	- - - - -	- - - - -	-24.22	- - - - -	-1,473.97
	T.O. NO YEAR				-1,473.97	- - - - -	- - - - -	-8,693.49	- - - - -	7,219.52

WITHHELD EMPLOYEE CONTRIBUTIONS, STATE OR TERRITORIAL DEATH BENEFITS, ARMY			F.Y. NO YEAR 21	6113	998.74	- - - - -	- - - - -	-2,586.29	- - - - -	3,585.03
			T.Q. NO YEAR		3,585.03	- - - - -	- - - - -	3,699.04	- - - - -	-114.01
FOREIGN TAXES WITHHELD, ARMY			F.Y. NO YEAR 21	5129	111,983.76	- - - - -	- - - - -	-193,465.77	- - - - -	305,449.53
			T.Q. NO YEAR		305,449.53	- - - - -	- - - - -	-196,479.92	- - - - -	503,929.45
AMOUNTS WITHHELD FOR CIVILIAN PAY ALLOTMENTS, ARMY			F.Y. NO YEAR 21	5134	898,003.64	- - - - -	- - - - -	402,636.21	- - - - -	495,367.43
			T.Q. NO YEAR		495,367.43	- - - - -	- - - - -	64,208.30	- - - - -	431,159.13
COUPONS, PETROLEUM, OIL AND LUBRICANTS, ARMY			F.Y. NO YEAR 21	5325	1,747,058.44	- - - - -	- - - - -	-763,301.71	- - - - -	2,510,360.15
			T.Q. NO YEAR		2,510,360.15	- - - - -	- - - - -	2,010,360.15	- - - - -	500,000.00
GAINS AND DEFICIENCIES ON EXCHANGE TRANSACTIONS, ARMY			F.Y. 1976 21	5763	- - - - -	- - - - -	- - - - -	452,280.34	- - - - -	-452,280.34
			F.Y. 1975		- - - - -	- - - - -	- - - - -	50,340.77	- - - - -	-50,340.77
			F.Y. 1974		- - - - -	- - - - -	- - - - -	.18	- - - - -	-.18
			T.Q. 1976		-452,280.34	- - - - -	- - - - -	-452,280.34	- - - - -	- - - - -
			T.Q. 1975		-50,340.77	- - - - -	- - - - -	-50,340.77	- - - - -	- - - - -
			T.Q. 1974		-.18	- - - - -	- - - - -	-.18	- - - - -	- - - - -
SUSPENSE, DEPARTMENT OF THE ARMY			F.Y. NO YEAR 21	6875	4,425,544.92	- - - - -	- - - - -	17,403,915.46	- - - - -	-12,978,370.54
			T.Q. NO YEAR		-12,978,370.54	- - - - -	- - - - -	-20,320,226.99	- - - - -	7,341,856.45
ACCOUNTS PAYABLE, CHECK ISSUE UNDERDRAFTS, ARMY			F.Y. NO YEAR 21	5999	6,889,799.54	- - - - -	- - - - -	-73,776.23	- - - - -	6,963,575.77
			T.Q. NO YEAR		6,963,575.77	- - - - -	- - - - -	2,650.65	- - - - -	6,960,925.12
TOTAL, DEPARTMENT OF THE ARMY FY 1976 . . . . .					54,485,369.82	- - - - -	- - - - -	9,926,797.97	- - - - -	44,558,571.85
TOTAL, DEPARTMENT OF THE ARMY T.Q. . . . .					44,558,571.85	- - - - -	- - - - -	-27,020,450.04	- - - - -	71,579,021.89
DEPARTMENT OF THE NAVY										
PROCEEDS OF SALES OF LOST, ABANDONED, OR UNCLAIMED PERSONAL PROPERTY, NAVY (T)			F.Y. NO YEAR 17	5001	172,647.82	- - - - -	- - - - -	-40,020.10	- - - - -	212,667.92
			T.Q. NO YEAR		212,667.92	- - - - -	- - - - -	-9,915.53	- - - - -	222,583.45
PERSONAL FUNDS OF DECEASED, MENTALLY INCOMPETENT OR MISSING PERSONNEL, NAVY (T)			F.Y. NO YEAR 17	5002	2,650.38	- - - - -	- - - - -	-945.65	- - - - -	3,596.03
			T.Q. NO YEAR		3,596.03	- - - - -	- - - - -	958.94	- - - - -	2,637.09
PAY OF THE NAVY, DEPOSIT FUND (T)			F.Y. NO YEAR 17	5025	6,866,200.21	- - - - -	- - - - -	-698,476.03	- - - - -	7,564,676.24
			T.Q. NO YEAR		7,564,676.24	- - - - -	- - - - -	-233,783.02	- - - - -	7,798,459.26
PAY OF MARINE CORPS, DEPOSIT FUND (T)			F.Y. NO YEAR 17	5026	5,417,114.02	- - - - -	- - - - -	107,542.80	- - - - -	5,309,571.22
			T.Q. NO YEAR		5,309,571.22	- - - - -	- - - - -	223,266.29	- - - - -	5,086,304.93
EMPLOYEES' PAYROLL ALLOTMENT ACCOUNT, UNITED STATES SAVINGS BONDS, DEPARTMENT OF THE NAVY			F.Y. NO YEAR 17	5050	1,939,383.43	- - - - -	- - - - -	2,883,506.27	- - - - -	-944,122.84
			T.Q. NO YEAR		-944,122.84	- - - - -	- - - - -	-2,564,415.23	- - - - -	1,620,292.39
WITHHELD CITY INCOME TAXES, NAVY			F.Y. NO YEAR 17	6057	29,778.56	- - - - -	- - - - -	-330,118.39	- - - - -	359,896.95
			T.Q. NO YEAR		359,896.95	- - - - -	- - - - -	-55,794.74	- - - - -	415,691.69
WITHHELD STATE INCOME TAXES, NAVY			F.Y. NO YEAR 17	6070	18,575,039.11	- - - - -	- - - - -	1,814,484.18	- - - - -	16,760,554.93
			T.Q. NO YEAR		16,760,554.93	- - - - -	- - - - -	543,603.97	- - - - -	16,216,950.96



Appropriations, Outlays, and Balances - Continued

Appropriation or Fund Account Title	Period of availability	Account symbol			Balances beginning of fiscal year	Appropriations and other obligational authority	Transfers, borrowings, and investments (net)	Outlays (net)	Balances withdrawn and other transactions	Balances end of fiscal year 2/
		Dept. Reg.	Account No.	Sub. No.						
DEPARTMENT OF DEFENSE-CONTINUED										
MILITARY-CONTINUED										
DEPARTMENT OF THE NAVY-CONTINUED										
WITHHELD ALLOTMENT OF COMPENSATION FOR PAYMENT OF EMPLOYEE ORGANIZATION DUES, NAVY	F.Y. NO YEAR 17 T.Q. NO YEAR		6075		\$278,337.94 -263,424.47	-	\$541,762.41 -497,803.11	-	-	-\$263,424.47 234,378.64
WITHHELD ALLOTMENT OF COMPENSATION FOR CHARITABLE CONTRIBUTIONS, NAVY	F.Y. NO YEAR 17 T.Q. NO YEAR		6083		51,483.82 38,296.90	-	13,186.92 -32,117.84	-	-	38,296.90 70,414.74
AMOUNTS WITHHELD FOR CIVILIAN PAY ALLOTMENTS, NAVY	F.Y. NO YEAR 17 T.Q. NO YEAR		6134		116,253.04 48,471.76	-	67,781.28 -377,816.55	-	-	48,471.76 426,288.31
SERVICEMEN'S GROUP LIFE INSURANCE FUND, SUSPENSE, NAVY	F.Y. NO YEAR 17 T.Q. NO YEAR		6434		34,952.20 6,108.60	-	28,843.60 1,147.80	-	-	6,108.60 4,960.80
CIVILIAN EMPLOYEES ALLTMENT ACCOUNT, NAVY	F.Y. NO YEAR 17 T.Q. NO YEAR		6705		-6,525.39 3,003.84	-	-9,529.23 21,333.12	-	-	3,003.84 -18,329.28
COMMERCIAL COMMUNICATION SERVICE, NAVY	F.Y. NO YEAR 17 T.Q. NO YEAR		6706		465,831.03 406,302.58	-	59,528.45 -48,904.49	-	-	406,302.58 455,207.07
GAINS AND DEFICIENCIES ON EXCHANGE TRANSACTIONS, NAVY	F.Y. 1976 17 T.Q. 1976		6763		- 967.52	-	-967.52 2,709.41	-	-	967.52 -1,741.89
HOUSING RENTALS, NAVY	F.Y. NO YEAR 17 T.Q. NO YEAR		6850		3,065,799.59 3,709,132.21	-	-643,332.62 -259,923.77	-	-	3,709,132.21 3,969,055.98
SUSPENSE, DEPARTMENT OF THE NAVY	F.Y. NO YEAR 17 T.Q. NO YEAR		6875		35,954,358.53 51,606,722.84	-	-15,652,364.31 23,111,366.59	-	-	51,606,722.84 28,495,356.25
ACCOUNTS PAYABLE, CHECK ISSUE UNDERDRAFTS, NAVY	F.Y. NO YEAR 17 T.Q. NO YEAR		6999		-1,703.61 -1,138.95	-	-564.66 -1,399.20	-	-	-1,138.95 260.25
TOTAL, DEPARTMENT OF THE NAVY FY 1976					72,961,600.68	-	-11,859,682.60	-	-	84,821,283.28
TOTAL, DEPARTMENT OF THE NAVY T.Q.					84,821,283.28	-	19,822,512.64	-	-	64,998,770.64
DEPARTMENT OF THE AIR FORCE										
PROCEEDS OF SALES OF LOST, ABANDONED, OR UNCLAIMED PERSONAL PROPERTY, AIR FORCE (T)	F.Y. NO YEAR 57 T.Q. NO YEAR		6001		88,562.11 112,780.43	-	-24,218.32 -10,912.28	-	-	112,780.43 123,692.71
PERSONAL FUNDS OF DECEASED, MENTALLY INCOMPETENT OR MISSING PERSONNEL, AIR FORCE (T)	F.Y. NO YEAR 57 T.Q. NO YEAR		6002		15,488.23 15,488.23	-	-	-	-	15,488.23 15,488.23

PAY OF THE AIR FORCE, DEPOSIT FUND (T)	F. Y.	NO YEAR	57	5010	23,490,797.36				-3,666,738.70		27,157,536.06
	T. Q.	NO YEAR			27,157,536.06				-822,306.40		27,979,842.46
EMPLOYEES' PAYROLL ALLOTMENT ACCOUNT, UNITED STATES SAVINGS BONDS, DEPARTMENT OF THE AIR FORCE	F. Y.	NO YEAR	57	6050	12,358,199.46				411,243.74		11,946,955.72
	T. Q.	NO YEAR			11,946,955.72				-473,693.13		12,420,648.85
WITHHELD CITY INCOME TAXES, AIR FORCE	F. Y.	NO YEAR	57	6057	34,483.92				-425,400.70		459,884.62
	T. Q.	NO YEAR			459,884.62				-9,382.86		469,267.48
ESTATES OF DECEASED AIRMEN, REGULAR AIR FORCE (T)	F. Y.	1975	57	6060					-63.97		63.97
	F. Y.	1975							-799.56		799.56
	F. Y.	1974			754.35						754.35
	F. Y.	1973			396.42						396.42
	F. Y.	1972			470.16						470.16
	F. Y.	1971			152.72				152.72		
	T. Q.	1976			63.97				-113.70		177.67
	T. Q.	1975			799.56						799.56
	T. Q.	1974			754.35						754.35
	T. Q.	1973			396.42						396.42
	T. Q.	1972			470.16						470.16
	T. Q.	1971									
WITHHELD STATE INCOME TAXES, AIR FORCE	F. Y.	NO YEAR	57	6070	9,092,603.15				-1,268,513.15		10,361,116.30
	T. Q.	NO YEAR			10,361,116.30				-449,123.18		10,810,239.48
WITHHELD ALLOTMENT OF COMPENSATION FOR PAYMENT OF EMPLOYEE ORGANIZATION DUES, AIR FORCE	F. Y.	NO YEAR	57	6075	13,066.56				10,794.25		2,282.31
	T. Q.	NO YEAR			2,282.31				-10,705.11		12,987.42
WITHHELD ALLOTMENT OF COMPENSATION FOR CHARITABLE CONTRIBUTIONS, AIR FORCE	F. Y.	NO YEAR	57	6083	8,339.25				7,086.22		1,253.03
	T. Q.	NO YEAR			1,253.03				-3,755.79		5,008.82
UNCLAIMED MONIES DUE CREDITORS OF CONTRACTORS WITH THE UNITED STATES UNDER COST-PLUS-A-FIXED-FEE CONTRACTS, DEPARTMENT OF THE AIR FORCE (T)	F. Y.	NO YEAR	57	5090	6,574.27				-283.87		6,858.14
	T. Q.	NO YEAR			6,858.14						6,858.14
WITHHELD EMPLOYEE CONTRIBUTIONS, STATE OR TERRITORIAL RETIREMENT, AIR FORCE	F. Y.	NO YEAR	57	5105	8,630.51				4,735.95		3,894.56
	T. Q.	NO YEAR			3,894.56				-6,209.97		10,104.53
EMPLOYER CONTRIBUTIONS, STATE OR TERRITORIAL RETIREMENT, AIR FORCE	F. Y.	NO YEAR	57	6108	8,728.73				8,084.50		644.23
	T. Q.	NO YEAR			644.23				-402.64		1,046.87
WITHHELD EMPLOYEE CONTRIBUTIONS, STATE OR TERRITORIAL DISABILITY BENEFITS, AIR FORCE	F. Y.	NO YEAR	57	5112					-308.70		308.70
	T. Q.	NO YEAR			308.70				-3,800.82		4,109.52
WITHHELD EMPLOYEE CONTRIBUTIONS, STATE OR TERRITORIAL DEATH BENEFITS, AIR FORCE	F. Y.	NO YEAR	57	5113	1,739.06				-43.62		1,782.68
	T. Q.	NO YEAR			1,782.68				-4,631.44		6,414.12
EMPLOYEE AND EMPLOYER CONTRIBUTIONS, FOREIGN GOVERNMENT SOCIAL SECURITY AND RELATED PROGRAMS, AIR FORCE	F. Y.	NO YEAR	57	6130	482,767.99				23,840.07		458,927.92
	T. Q.	NO YEAR			458,927.92				54,384.21		404,543.71
EMPLOYEE AND EMPLOYER CONTRIBUTIONS, PRIVATE INSURANCE PLANS, AIR FORCE	F. Y.	NO YEAR	57	6131	2,345.60				1,551.19		794.41
	T. Q.	NO YEAR			794.41				-776.44		1,570.85
AMOUNTS WITHHELD FOR CIVILIAN PAY ALLOTMENTS, AIR FORCE	F. Y.	NO YEAR	57	6134	379,895.62				379,260.40		635.22
	T. Q.	NO YEAR			635.22				-732.62		1,367.84

Appropriations, Outlays, and Balances - Continued

Appropriation or Fund Account		Account symbol			Balances beginning of fiscal year	Appropriations and other obligational authority	Transfers, borrowings, and investments (net)	Outlays (net)	Balances withdrawn and other transactions	Balances end of fiscal year 2/
Title 1/	Period of availability	Dept. Reg.   Tr From	Account No.	Sub. No.						
DEPARTMENT OF DEFENSE-CONTINUED										
MILITARY-CONTINUED										
DEPARTMENT OF THE AIR FORCE-CONTINUED										
AMOUNTS WITHHELD FOR GROUP LIFE INSURANCE, NATIONAL GUARD MEMBERS, AIR FORCE	F.Y. NO YEAR 57 T.O. NO YEAR		6136		-25.76			-25.76 -29,164.88		29,164.88
SERVICEMEN'S GROUP LIFE INSURANCE FUND, SUSPENSE, AIR FORCE	F.Y. NO YEAR 57 T.O. NO YEAR		6434		476.79 476.79			476.79		476.79
SUSPENSE, DEPARTMENT OF THE AIR FORCE	F.Y. NO YEAR 57 T.O. NO YEAR		6875		9,336,778.47 5,936,444.30			3,400,334.17 -59,761.66		5,936,444.30 5,996,205.96
AIR TRANSPORTATION, MILITARY AIR TRANSPORT SERVICE, DEPARTMENT OF THE AIR FORCE (T)	F.Y. NO YEAR 57 T.O. NO YEAR		5922		1,838,930.63 450,789.26			1,388,141.37 348,572.05		450,789.26 102,217.21
ACCOUNTS PAYABLE, CHECKS ISSUED UNDERDRAFTS, AIR FORCE	F.Y. NO YEAR 57 T.O. NO YEAR		6999		215.11 115.11			100.00 -100.02		115.11 215.13
TOTAL, DEPARTMENT OF THE AIR FORCE FY 1976 . . . . .					57,170,370.71			248,918.23		56,921,452.48
TOTAL, DEPARTMENT OF THE AIR FORCE T.O. . . . .					56,921,452.48			-1,482,139.89		58,403,592.37
OFFICE OF THE SECRETARY OF DEFENSE										
PROCEEDS OF SALE OF LOST, ABANDONED OR UNCLAIMED PERSONAL PROPERTY, OFFICE OF THE SECRETARY OF DEFENSE (T)	F.Y. NO YEAR 97 T.O. NO YEAR		5001		145.33 796.34			-651.01		796.34 796.34
EMPLOYEES' PAYROLL ALLIANCE ACCOUNT, UNITED STATES SAVINGS BONDS, OFFICE OF THE SECRETARY OF DEFENSE	F.Y. NO YEAR 97 T.O. NO YEAR		6050		-17.50 36.36			-53.86 33.24		36.36 3.12
SUSPENSE, OFFICE OF THE SECRETARY OF DEFENSE	F.Y. NO YEAR 97 T.O. NO YEAR		6875	1	3,845.72 3,845.72					3,845.72 3,845.72

SUSPENSE, DEFENSE SUPPLY AGENCY	F.Y. NO YEAR 97 T.Q. NO YEAR	6875	2	1,493.39 1,493.39	-----	-----	-----	-----	1,493.39 1,493.39
TOTAL, OFFICE OF THE SECRETARY OF DEFENSE FY 1976. . . . .				5,466.94	-----	-----	-704.87	-----	6,171.81
TOTAL, OFFICE OF THE SECRETARY OF DEFENSE T.Q. . . . .				6,171.81	-----	-----	33.24	-----	6,138.57
TOTAL, DEPARTMENT OF DEFENSE, MILITARY FY 1976. . . . .				184,622,808.15	-----	-----	-1,684,671.27	-----	186,307,479.42
TOTAL, DEPARTMENT OF DEFENSE, MILITARY T.Q. . . . .				186,307,479.42	-----	-----	-8,680,044.05	-----	194,987,523.47
CIVIL									
CORPS OF ENGINEERS									
EMPLOYEES' PAYROLL ALLOTMENT ACCOUNT, UNITED STATES SAVINGS BONDS, CORPS OF ENGINEERS BONDS	F.Y. NO YEAR 96 T.Q. NO YEAR	6050		206,374.41 451,643.27	-----	-----	-245,268.86 -5,315.64	-----	451,643.27 456,958.91
WITHHELD CITY INCOME TAXES (CORPS OF ENGINEERS)	F.Y. NO YEAR 96 T.Q. NO YEAR	6057		43,883.00 73,897.00	-----	-----	-30,014.00 2,016.00	-----	73,897.00 71,881.00
WITHHELD STATE INCOME TAXES, CORPS OF ENGINEERS, CIVIL	F.Y. NO YEAR 96 T.Q. NO YEAR	6070		2,152,462.73 2,388,859.70	-----	-----	-236,396.97 -197,914.83	-----	2,388,859.70 2,586,774.53
AMOUNTS WITHHELD FOR CIVILIAN PAY ALLOTMENTS, CORPS OF ENGINEERS	F.Y. NO YEAR 96 T.Q. NO YEAR	6134		----- 319,865.02	-----	-----	-319,865.02 -.20	-----	319,865.02 319,865.22
MONEYS WITHHELD FROM CONTRACTORS, CORPS OF ENGINEERS, CIVIL	F.Y. NO YEAR 96 T.Q. NO YEAR	6302		1,303,665.02 337,881.25	-----	-----	965,783.77 -6,767.04	-----	337,881.25 344,648.29
SUSPENSE, CORPS OF ENGINEERS, CIVIL	F.Y. NO YEAR 96 T.Q. NO YEAR	6875		3,843,616.91 4,393,573.80	-----	-----	-549,956.89 1,002,803.41	-----	4,393,573.80 3,390,770.39
TOTAL, CORPS OF ENGINEERS FY 1976. . . . .				7,550,002.07	-----	-----	-415,717.97	-----	7,965,720.04
TOTAL, CORPS OF ENGINEERS T.Q. . . . .				7,965,720.04	-----	-----	794,821.70	-----	7,170,898.34

Appropriations, Outlays, and Balances - Continued

Appropriation or Fund Account		Account symbol			Balances beginning of fiscal year	Appropriations and other obligational authority	Transfers, borrowings, and investments (net)	Outlays (net)	Balances withdrawn and other transactions	Balances end of fiscal year <sup>2/</sup>
Title 1/	Period of availability	Dept. Reg.	Account No. Tr. from	Sub. No.						
DEPARTMENT OF DEFENSE-CONTINUED										
CIVIL-CONTINUED										
PANAMA CANAL										
POSTAL SAVINGS AND MONEY ORDER BUSINESS, CAVAL ZONE GOVERNMENT	F. Y. NO YEAR 38 T. Q. NO YEAR			6009	\$194,049.32 220,053.79	- - - - - - - - - -	- - - - - - - - - -	-\$26,004.47 219,963.12	- - - - - - - - - -	\$220,053.79 90.67
TOTAL, PANAMA CANAL FY 1976 . . . . .					194,049.32	- - - - -	- - - - -	-26,004.47	- - - - -	220,053.79
TOTAL, PANAMA CANAL T.Q. . . . .					220,053.79	- - - - -	- - - - -	219,963.12	- - - - -	90.67
UNITED STATES SOLDIERS' HOME										
EMPLOYEES' PAYROLL ALLOTMENT ACCOUNT, UNITED STATES SAVINGS BONDS, UNITED STATES SOLDIERS' HOME	F. Y. NO YEAR 84 T. Q. NO YEAR			6050	651.41 511.92	- - - - - - - - - -	- - - - - - - - - -	139.49 18.06	- - - - - - - - - -	511.92 493.86
ESTATE AND PENSION FUNDS, UNITED STATES SOLDIERS' AND AIRMEN'S HOME (T)	F. Y. NO YEAR 84 T. Q. NO YEAR			5103	80,474.97 73,846.58	- - - - - - - - - -	- - - - - - - - - -	6,628.39 -39,678.25	- - - - - - - - - -	73,846.58 113,524.83
SUSPENSE, UNITED STATES SOLDIERS' HOME	F. Y. NO YEAR 84 T. Q. NO YEAR			6875	20,685.74 -	- - - - - - - - - -	- - - - - - - - - -	20,685.74 -	- - - - - - - - - -	- - - - - -
TOTAL, UNITED STATES SOLDIERS' HOME FY 1976 . . . . .					101,812.12	- - - - -	- - - - -	27,453.62	- - - - -	74,358.50
TOTAL, UNITED STATES SOLDIERS' HOME T.Q. . . . .					74,358.50	- - - - -	- - - - -	-39,660.19	- - - - -	114,018.69
TOTAL, DEPARTMENT OF DEFENSE, CIVIL FY 1976 . . . . .					7,845,863.51	- - - - -	- - - - -	-414,268.82	- - - - -	8,260,132.33
TOTAL, DEPARTMENT OF DEFENSE, CIVIL T.Q. . . . .					8,260,132.33	- - - - -	- - - - -	975,124.63	- - - - -	7,285,007.70
TOTAL, DEPARTMENT OF DEFENSE FY 1976 . . . . .					192,468,671.66	- - - - -	- - - - -	-2,098,940.09	- - - - -	194,567,611.75
TOTAL, DEPARTMENT OF DEFENSE T.Q. . . . .					194,567,611.75	- - - - -	- - - - -	-7,704,919.42	- - - - -	202,272,531.17

DEPARTMENT OF HEALTH,  
EDUCATION, AND WELFARE

DEPOSITS OF SAVINGS, PUBLIC HEALTH SERVICE, DEPARTMENTAL MANAGEMENT (T)		F. Y.	NO YEAR	75	5014	1	2,507.80	-	-	-	-	-	2,507.80
		T. Q.	NO YEAR				2,507.80	-	-	-	-	-	2,507.80
EMPLOYEES' PAYROLL ALLIANCE ACCOUNT, UNITED STATES SAVINGS BONDS DEPARTMENTAL MANAGEMENT													
		F. Y.	NO YEAR	75	6050	1	913,353.73	-	-	-	-	-	913,353.73
		T. Q.	NO YEAR				947,049.91	-	-	-	-	-	947,049.91
OFFICE OF EDUCATION		F. Y.	NO YEAR	75	5050	2	18.75	-	-	-	-	-	18.75
		T. Q.	NO YEAR				18.75	-	-	-	-	-	18.75
GALLAUDET COLLEGE		F. Y.	NO YEAR	75	6050	6	802.90	-	-	-	-	-	802.90
		T. Q.	NO YEAR				802.90	-	-	-	-	-	802.90
HOWARD UNIVERSITY		F. Y.	NO YEAR	75	6050	10	2,249.85	-	-	-	-	-	2,249.85
		T. Q.	NO YEAR				2,249.85	-	-	-	-	-	2,249.85
WITHHELD CITY INCOME TAXES, DEPARTMENTAL MANAGEMENT													
		F. Y.	NO YEAR	75	6057	1	119,567.04	-	-	-	-	-	119,567.04
		T. Q.	NO YEAR				809,544.97	-	-	-	-	-	809,544.97
PERSONAL FUNDS OF PATIENTS, SAINT ELIZABETHS' HOSPITAL, ALCOHOL, DRUG ABUSE AND MENTAL HEALTH ADMINISTRATION													
		F. Y.	NO YEAR	75	6059		2,348,232.86	-	-	-	-	-	2,348,232.86
		T. Q.	NO YEAR				2,286,967.39	-	-	-	-	-	2,286,967.39
WITHHELD STATE INCOME TAXES DEPARTMENTAL MANAGEMENT													
		F. Y.	NO YEAR	75	6070	1	9,641,638.36	-	-	-	-	-	9,641,638.36
		T. Q.	NO YEAR				11,545,120.84	-	-	-	-	-	11,545,120.84
HEALTH SERVICES ADMINISTRATION		F. Y.	NO YEAR	75	6070	3	307.98	-	-	-	-	-	307.98
		T. Q.	NO YEAR				2,002.04	-	-	-	-	-	2,002.04
SOCIAL SECURITY ADMINISTRATION		F. Y.	NO YEAR	75	6070	4	549.44	-	-	-	-	-	549.44
		T. Q.	NO YEAR				549.44	-	-	-	-	-	549.44
GALLAUDET COLLEGE		F. Y.	NO YEAR	75	6070	6	27,081.86	-	-	-	-	-	27,081.86
		T. Q.	NO YEAR				27,081.86	-	-	-	-	-	27,081.86
NATIONAL INSTITUTES OF HEALTH		F. Y.	NO YEAR	75	6070	8	15.10	-	-	-	-	-	15.10
		T. Q.	NO YEAR				10.00	-	-	-	-	-	10.00
PERSONAL FUNDS AND EARNINGS OF PATIENTS, NATIONAL INSTITUTES OF HEALTH (T)													
		F. Y.	NO YEAR	75	6079		4,247.78	-	-	-	-	-	4,247.78
		T. Q.	NO YEAR				2,522.85	-	-	-	-	-	2,522.85
PERSONAL FUNDS AND EARNINGS OF PATIENTS, PUBLIC HEALTH SERVICE HOSPITALS, HEALTH SERVICES ADMINISTRATION													
		F. Y.	NO YEAR	75	6087		75,168.30	-	-	-	-	-	75,168.30
		T. Q.	NO YEAR				80,239.50	-	-	-	-	-	80,239.50
NORTHERN MARINA ISLANDS SOCIAL SECURITY RETIREMENT FUND, SOCIAL SECURITY ADMINISTRATION													
		F. Y.	NO YEAR	75	5139		-	-	-	-	-	-	-
		T. Q.	NO YEAR				-	-	-	-	-	-	-
STATE SUPPLEMENTAL SECURITY INCOME PAYMENTS													
		F. Y.	NO YEAR	75	6504		700,000.00	-	-	-	-	-	700,000.00
		T. Q.	NO YEAR				5,324,429.39	-	-	-	-	-	5,324,429.39
PAYMENTS FOR INFORMATION FURNISHED BY DEPARTMENT OF HEALTH, EDUCATION, AND WELFARE													
		F. Y.	NO YEAR	75	5711		124,084.22	-	-	-	-	-	124,084.22
		T. Q.	NO YEAR				-	-	-	-	-	-	-
SOCIAL SECURITY ADMINISTRATION		F. Y.	NO YEAR	75	6711	4	-	-	-	-	-	-	-
		T. Q.	NO YEAR				107,701.43	-	-	-	-	-	107,701.43
SUSPENSE													
		F. Y.	NO YEAR	75	6875		-	-	-	-	-	-	-
		T. Q.	NO YEAR				58,089.94	-	-	-	-	-	58,089.94
DEPARTMENTAL MANAGEMENT		F. Y.	NO YEAR	75	6875	1	6,249,912.80	-	-	-	-	-	6,249,912.80
		T. Q.	NO YEAR				18,527,150.88	-	-	-	-	-	18,527,150.88
OFFICE OF EDUCATION		F. Y.	NO YEAR	75	6875	2	1,271,028.77	-	-	-	-	-	1,271,028.77
		T. Q.	NO YEAR				1,231,240.05	-	-	-	-	-	1,231,240.05
HEALTH SERVICES ADMINISTRATION		F. Y.	NO YEAR	75	6875	3	364,096.24	-	-	-	-	-	364,096.24
		T. Q.	NO YEAR				642,148.13	-	-	-	-	-	642,148.13
SOCIAL SECURITY ADMINISTRATION		F. Y.	NO YEAR	75	6875	4	4,244.93	-	-	-	-	-	4,244.93
		T. Q.	NO YEAR				1,144.66	-	-	-	-	-	1,144.66
SUBTOTAL		F. Y.	NO YEAR	75	6875		7,889,282.74	-	-	-	-	-	7,889,282.74
		T. Q.	NO YEAR				-	-	-	-	-	-	-



UNEARNED FEES AND CHARGES, HOUSING AND URBAN DEVELOPMENT				F.Y. NO YEAR 86	6759	59,853,588.85	-	-	2,883,569.48	-	56,970,019.37
				T.Q. NO YEAR		56,970,019.37	-	-	1,063,558.93	-	55,906,460.44
SUSPENSE OFFICE OF THE SECRETARY				F.Y. NO YEAR 86	6875 1	1,807,530.09	-	-	971,726.69	-	835,803.40
				T.Q. NO YEAR		835,803.40	-	-	-1,230,644.60	-	2,066,448.00
TOTAL, DEPARTMENT OF HOUSING AND URBAN DEVELOPMENT FY 1976. . . . .						60,593,002.75	-	-	1,734,866.17	-	58,858,136.58
TOTAL, DEPARTMENT OF HOUSING AND URBAN DEVELOPMENT T.Q. . . . .						58,858,136.58	-	-	433,633.83	-	58,424,502.75
DEPARTMENT OF THE INTERIOR											
INDIVIDUAL INDIAN MONEY				F.Y. NO YEAR 14	6039	24,975,820.45	-	-	-19,289,042.54	-	44,264,862.99
				T.Q. NO YEAR		44,264,862.99	-	-	-278,125.31	-	44,542,988.30
EMPLOYEES' PAYROLL ALLOTMENT ACCOUNT, UNITED STATES SAVINGS BONDS OFFICE OF THE SECRETARY				F.Y. NO YEAR 14	6050 1	19,533.07	-	-	7,348.31	-	12,184.76
				T.Q. NO YEAR		12,184.76	-	-	-8,940.71	-	21,125.47
SOUTHWESTERN POWER ADMINISTRATION				F.Y. NO YEAR 14	6050 2	1,766.23	-	-	3,127.61	-	-1,361.58
				T.Q. NO YEAR		-1,361.58	-	-	-2,576.17	-	70,436.17
BONNEVILLE POWER ADMINISTRATION				F.Y. NO YEAR 14	6050 3	36,433.51	-	-	-34,002.66	-	69,489.37
				T.Q. NO YEAR		70,436.17	-	-	946.80	-	871.34
TERRITORIAL AFFAIRS				F.Y. NO YEAR 14	6050 4	7.50	-	-	-863.84	-	995.20
				T.Q. NO YEAR		871.34	-	-	-123.86	-	104.84
SOUTHEASTERN POWER ADMINISTRATION				F.Y. NO YEAR 14	6050 5	129.71	-	-	24.87	-	104.87
				T.Q. NO YEAR		104.84	-	-	-0.03	-	186,703.33
BUREAU OF RECLAMATION				F.Y. NO YEAR 14	6050 6	187,243.20	-	-	539.87	-	64,992.76
				T.Q. NO YEAR		186,703.33	-	-	121,710.57	-	11,528.04
BUREAU OF OUTDOOR RECREATION				F.Y. NO YEAR 14	6050 7	10,575.27	-	-	-952.77	-	11,409.41
				T.Q. NO YEAR		11,528.04	-	-	118.63	-	136,919.75
GEOLOGICAL SURVEY				F.Y. NO YEAR 14	6050 8	53,301.11	-	-	-83,618.64	-	47,684.15
				T.Q. NO YEAR		136,919.75	-	-	89,235.60	-	13,427.31
BUREAU OF MINES				F.Y. NO YEAR 14	6050 9	66,222.35	-	-	3,254.41	-	10,172.90
				T.Q. NO YEAR		13,427.31	-	-	-85,409.44	-	119,514.16
NATIONAL PARK SERVICE				F.Y. NO YEAR 14	6050 10	34,104.72	-	-	82,140.06	-	37,374.10
				T.Q. NO YEAR		119,514.16	-	-	60,847.53	-	34,269.79
BUREAU OF LAND MANAGEMENT				F.Y. NO YEAR 14	6050 11	95,117.32	-	-	-558.95	-	9,756.64
				T.Q. NO YEAR		34,269.79	-	-	-350.46	-	10,107.10
MINING ENFORCEMENT AND SAFETY ADMINISTRATION				F.Y. NO YEAR 14	6050 12	9,576.20	-	-	1,596.27	-	1,915.15
				T.Q. NO YEAR		9,756.64	-	-	-1,335.78	-	318.93
ALASKA POWER ADMINISTRATION				F.Y. NO YEAR 14	6050 15	579.39	-	-	1,635.64	-	18,422.42
				T.Q. NO YEAR		1,915.15	-	-	-155.23	-	16,584.65
UNITED STATES FISH AND WILDLIFE SERVICE				F.Y. NO YEAR 14	6050 16	20,065.06	-	-	-227,210.03	-	293,089.77
				T.Q. NO YEAR		18,422.42	-	-	226,515.90	-	66,572.97
BUREAU OF INDIAN AFFAIRS				F.Y. NO YEAR 14	6050 20	65,879.74	-	-	1,625.00	-	1,625.00
				T.Q. NO YEAR		293,089.77	-	-	-	-	-
OFFICE OF SALINE WATER				F.Y. NO YEAR 14	6050 30	1,625.00	-	-	-	-	-
				T.Q. NO YEAR		1,625.00	-	-	-	-	-
WITHHELD CITY INCOME TAXES OFFICE OF THE SECRETARY											
				F.Y. NO YEAR 14	6057 1	-	-	-	-358.48	-	358.48
				T.Q. NO YEAR		358.48	-	-	-358.11	-	716.59
GEOLOGICAL SURVEY				F.Y. NO YEAR 14	6057 8	256.20	-	-	-7,886.89	-	8,143.09
				T.Q. NO YEAR		8,143.09	-	-	1,002.85	-	7,140.24
NATIONAL PARK SERVICE				F.Y. NO YEAR 14	6057 10	1,711.95	-	-	-19,894.97	-	21,606.92
				T.Q. NO YEAR		21,606.92	-	-	20,864.45	-	742.47
				SUBTOTAL 14	6057	1,968.15	-	-	-6,631.15	-	38,707.79



Appropriations, Outlays, and Balances - Continued

Appropriation or Fund Account		Account symbol			Balances beginning of fiscal year	Appropriations and other obligational authority	Transfers, borrowings, and investments (net)	Outlays (net)	Balances withdrawn and other transactions	Balances end of fiscal year 2/
Title 1/	Period of availability	Dept. Reg.	Account No.	Sub. No.						
DEPARTMENT OF THE INTERIOR-CONTINUED										
# WITHHELD CITY INCOME TAXES -CONTINUED	F. Y.	NO YEAR	14	6057	11	- - - - -	- - - - -	- - - - -	- - - - -	\$939.05
BUREAU OF LAND MANAGEMENT	T. Q.	NO YEAR				\$939.05		116.04		823.01
UNITED STATES FISH AND WILDLIFE SERVICE	F. Y.	NO YEAR	14	6057	16	- - - - -	- - - - -	- - - - -	- - - - -	768.80
	T. Q.	NO YEAR				768.80		669.55		99.25
# WITHHELD STATE INCOME TAXES	F. Y.	NO YEAR	14	6070	1	266,331.73	- - - - -	- - - - -	- - - - -	312,714.65
OFFICE OF THE SECRETARY	T. Q.	NO YEAR				312,714.65		-61,057.20		373,771.85
SOUTHWESTERN POWER ADMINISTRATION	F. Y.	NO YEAR	14	6070	2	5,313.89	- - - - -	- - - - -	- - - - -	6,656.29
	T. Q.	NO YEAR				6,656.29		-226.98		6,883.27
BONNEVILLE POWER ADMINISTRATION	F. Y.	NO YEAR	14	6070	3	- - - - -	- - - - -	- - - - -	- - - - -	133,845.77
	T. Q.	NO YEAR				133,845.77		-21,954.90		155,800.76
TERRITORIAL AFFAIRS	F. Y.	NO YEAR	14	6070	4	156,952.57	- - - - -	- - - - -	- - - - -	87,773.46
	T. Q.	NO YEAR				87,773.46		-24,745.99		112,519.45
SOUTHEASTERN POWER ADMINISTRATION	F. Y.	NO YEAR	14	6070	5	1,542.64	- - - - -	- - - - -	- - - - -	948.82
	T. Q.	NO YEAR				948.82		52.65		896.17
BUREAU OF OUTDOOR RECREATION	F. Y.	NO YEAR	14	6070	7	30,823.98	- - - - -	- - - - -	- - - - -	33,908.89
	T. Q.	NO YEAR				33,908.89		-3,084.91		23,105.51
GEOLOGICAL SURVEY	F. Y.	NO YEAR	14	6070	8	483,783.17	- - - - -	- - - - -	- - - - -	808,416.13
	T. Q.	NO YEAR				808,416.13		10,803.38		808,416.13
BUREAU OF MINES	F. Y.	NO YEAR	14	6070	9	-92.27	- - - - -	- - - - -	- - - - -	585,852.11
	T. Q.	NO YEAR				-92.27		222,564.02		-92.27
NATIONAL PARK SERVICE	F. Y.	NO YEAR	14	6070	10	616,086.28	- - - - -	- - - - -	- - - - -	-89.02
	T. Q.	NO YEAR				908,631.28		-3.25		908,631.28
BUREAU OF LAND MANAGEMENT	F. Y.	NO YEAR	14	6070	11	398,349.50	- - - - -	- - - - -	- - - - -	814,821.07
	T. Q.	NO YEAR				475,804.89		93,810.21		475,804.89
MINING ENFORCEMENT AND SAFETY ADMINISTRATION	F. Y.	NO YEAR	14	6070	12	454.26	- - - - -	- - - - -	- - - - -	601,795.00
	T. Q.	NO YEAR				69.33		-77,455.39		69.33
ALASKA POWER ADMINISTRATION	F. Y.	NO YEAR	14	6070	15	9,483.57	- - - - -	- - - - -	- - - - -	63.54
	T. Q.	NO YEAR				14,901.34		5.79		14,901.34
UNITED STATES FISH AND WILDLIFE SERVICE	F. Y.	NO YEAR	14	6070	16	403,763.43	- - - - -	- - - - -	- - - - -	14,901.34
	T. Q.	NO YEAR				385,072.24		-5,417.77		12,640.29
BUREAU OF INDIAN AFFAIRS	F. Y.	NO YEAR	14	6070	20	546,709.11	- - - - -	- - - - -	- - - - -	385,072.24
	T. Q.	NO YEAR				772,054.57		313,376.72		71,695.52
OFFICE OF SALINE WATER	F. Y.	NO YEAR	14	6070	30	507.53	- - - - -	- - - - -	- - - - -	772,054.57
	T. Q.	NO YEAR				507.53		85,904.19		686,150.38
ADVANCES, AUTHORIZED SERVICES, GEOLOGICAL SURVEY (T)	F. Y.	NO YEAR	14	6086		10,274,006.99	- - - - -	- - - - -	- - - - -	507.53
	T. Q.	NO YEAR				6,048,246.96		507.53		6,048,246.96
DEPOSITS OF PROCEEDS OF LANDS WITHDRAWN FOR NATIVE SELECTION BUREAU OF INDIAN AFFAIRS	F. Y.	NO YEAR	14	6140		- - - - -	- - - - -	- - - - -	- - - - -	6,048,246.96
	T. Q.	NO YEAR				6,403.75		4,225,750.03		3,959,208.34
MISCELLANEOUS UNEARNED COLLECTIONS, BUREAU OF LAND MANAGEMENT	F. Y.	NO YEAR	14	6285		- - - - -	- - - - -	- - - - -	- - - - -	6,403.75
	T. Q.	NO YEAR				10.00		2,089,038.62		812,100.66
CONTRACT HOLD-BACKS, RECLAMATION, DEPARTMENT OF THE INTERIOR	F. Y.	NO YEAR	14	5300		8,327,585.36	- - - - -	- - - - -	- - - - -	10.00
	T. Q.	NO YEAR				9,256,462.32		-3,306.00		3,316.00
DEPOSITS, ROYALTIES ON LOUISIANA LANDS IN CONTROVERSY, BUREAU OF LAND MANAGEMENT	F. Y.	NO YEAR	14	6708		3,139,966.05	- - - - -	- - - - -	- - - - -	9,256,462.32
	T. Q.	NO YEAR				3,236,239.68		-928,076.96		9,256,462.32
DEPOSITS, OUTER CONTINENTAL SHELF LANDS ACT, AGREEMENT OCTOBER 12, 1956, LOUISIANA, LAND MANAGEMENT	F. Y.	NO YEAR	14	5709		1,064,474,161.08	- - - - -	- - - - -	- - - - -	9,999,240.46
	T. Q.	NO YEAR				233,601,037.86		-742,778.14		9,999,240.46

DEPOSITS, OUTER CONTINENTAL SHELF LANDS ACT, LAND MANAGEMENT	F.Y.	NO YEAR	14	6710	17,238,185.06					17,238,185.06
	T.Q.	NO YEAR			17,238,185.06					17,238,185.06
CONTRACT HOLD-BACKS, SOUTHWESTERN POWER ADMINISTRATION, DEPARTMENT OF THE INTERIOR	F.Y.	NO YEAR	14	6772	-01				-01	
	T.Q.	NO YEAR								
SALE OF MAPS, GEOLOGICAL SURVEY, DEPARTMENT OF THE INTERIOR	F.Y.	NO YEAR	14	6780	21,020.35				-10,310.40	31,330.75
	T.Q.	NO YEAR			31,330.75				-560.88	31,891.63
UNEARNED MONEYS, BUREAU OF LAND MANAGEMENT (T)	F.Y.	NO YEAR	14	6800	24,157,394.41				3,047,466.13	21,109,928.28
	T.Q.	NO YEAR			21,109,928.28				625,946.46	20,483,981.82
SUSPENSE										
OFFICE OF THE SECRETARY	F.Y.	NO YEAR	14	6875	1	46,828.34			-18,548.72	65,377.06
	T.Q.	NO YEAR				65,377.06			17,108.21	48,268.85
BONNEVILLE POWER ADMINISTRATION	F.Y.	NO YEAR	14	6875	3	74,608.24			-97,492.10	172,100.34
	T.Q.	NO YEAR				172,100.34			-474,418.05	646,518.39
BUREAU OF RECLAMATION	F.Y.	NO YEAR	14	6875	6	379,325.99			-57,828.75	437,154.74
	T.Q.	NO YEAR				437,154.74			-196,644.58	633,799.32
BUREAU OF OUTDOOR RECREATION	F.Y.	NO YEAR	14	6875	7	-130,898.26			-120,171.01	-10,727.25
	T.Q.	NO YEAR				-10,727.25			-9,196.40	-1,530.85
GEOLOGICAL SURVEY	F.Y.	NO YEAR	14	6875	8	104,664.48			98,471.86	6,192.62
	T.Q.	NO YEAR				6,192.62			-4,994.41	11,187.03
BUREAU OF MINES	F.Y.	NO YEAR	14	6875	9	765,322.41			-123,717.90	889,040.31
	T.Q.	NO YEAR				889,040.31			29,783.03	918,823.34
NATIONAL PARK SERVICE	F.Y.	NO YEAR	14	6875	10	919,592.17			563,124.03	356,468.14
	T.Q.	NO YEAR				356,468.14			-15,642.75	372,110.89
BUREAU OF LAND MANAGEMENT	F.Y.	NO YEAR	14	6875	11	3,451,488.34			-6,078,162.42	9,529,650.76
	T.Q.	NO YEAR				9,529,650.76			-6,557,879.00	16,087,529.76
MINING ENFORCEMENT AND SAFETY ADMINISTRATION	F.Y.	NO YEAR	14	6875	12	197,216.15			94,193.80	103,022.35
	T.Q.	NO YEAR				103,022.35			-32,358.60	135,380.95
UNITED STATES FISH AND WILDLIFE SERVICE	F.Y.	NO YEAR	14	6875	16	545,232.44			-122,381.20	667,613.64
	T.Q.	NO YEAR				667,613.64			41,945.67	709,559.31
BUREAU OF INDIAN AFFAIRS	F.Y.	NO YEAR	14	6875	20	963,193.11			-73,314.08	1,036,507.19
	T.Q.	NO YEAR				1,036,507.19			-121,233.30	1,157,740.49
TOTAL, DEPARTMENT OF THE INTERIOR FY 1976 . . . . .					1,163,448,850.07			810,521,299.37		352,927,550.70
TOTAL, DEPARTMENT OF THE INTERIOR T.Q. . . . .					352,927,550.70			-8,422,670.26		361,350,220.96
DEPARTMENT OF JUSTICE										
EMPLOYEES' PAYROLL ALLOTMENT ACCOUNT, UNITED STATES SAVINGS BONDS	F.Y.	NO YEAR	15	6050	1	137,059.20			-3,231.81	140,291.01
GENERAL LEGAL ACTIVITIES, JUSTICE	T.Q.	NO YEAR				140,291.01			10,251.46	130,039.55
FEDERAL BUREAU OF INVESTIGATION	F.Y.	NO YEAR	15	6050	2	-160,786.56			-273,966.05	113,171.49
	T.Q.	NO YEAR				113,179.49			1,561.95	111,617.54
BUREAU OF PRISONS	F.Y.	NO YEAR	15	6050	10	-977.51				-977.51
	T.Q.	NO YEAR				-977.51				-977.51
WITHHELD CITY INCOME TAXES	F.Y.	NO YEAR	15	6057	1				-202.01	202.01
GENERAL LEGAL ACTIVITIES, JUSTICE	T.Q.	NO YEAR				202.01			195.21	6.80
FEDERAL BUREAU OF INVESTIGATION, JUSTICE	F.Y.	NO YEAR	15	6057	2	3,689.00			-32,378.51	36,067.51
	T.Q.	NO YEAR				36,067.51			-2,183.83	38,251.34
						3,689.00			-34,569.14	74,527.66

Appropriations, Outlays, and Balances - Continued

Appropriation or Fund Account		Account symbol			Balances beginning of fiscal year	Appropriations and other obligational authority	Transfers, borrowings, and investments (net)	Outlays (net)	Balances withdrawn and other transactions	Balances end of fiscal year $\pm$
Title $\perp$	Period of availability	Dept. Reg.	Account No.	Sub. No.						
DEPARTMENT OF JUSTICE-CONTINUED										
WITHHELD STATE INCOME TAXES	F.Y. NO YEAR 15		6070	1	\$1,280,502.98	-	\$1,278,010.74	-		\$2,492.24
GENERAL LEGAL ACTIVITIES, JUSTICE	T.Q. NO YEAR				2,492.24	-	539.63	-		1,952.61
FEDERAL BUREAU OF INVESTIGATION	F.Y. NO YEAR 15		6070	2	926,863.37	-	-57,386.95	-		984,250.32
	T.Q. NO YEAR				984,250.32	-	-44,575.12	-		1,028,825.44
LAW ENFORCEMENT ASSISTANCE ADMINISTRATION	F.Y. NO YEAR 15		6070	4	-	-	-	-		-20.00
	T.Q. NO YEAR				-	-	20.00	-		-
PRISON INDUSTRIES	F.Y. NO YEAR 15		6070	8	-1,125.00	-	-	-		-
	T.Q. NO YEAR				-	-	-1,125.00	-		-
BUREAU OF PRISONS	F.Y. NO YEAR 15		6070	10	7,206.20	-	-	-		7,206.20
	T.Q. NO YEAR				7,206.20	-	8.00	-		7,198.20
IMMIGRATION AND NATURALIZATION SERVICE	F.Y. NO YEAR 15		6070	12	-	-	-159.86	-		159.86
	T.Q. NO YEAR				159.86	-	-744.37	-		904.23
ALIEN PROPERTY FUND, WORLD WAR II (T)	F.Y. NO YEAR 15		6084		13,426,930.63	-	-257,339.64	-		13,684,270.27
	T.Q. NO YEAR				13,684,270.27	-	121,561.22	-		13,562,709.05
FUNDS OF FEDERAL PRISONERS (T)	F.Y. NO YEAR 15		6085		1,831,532.13	-	-282,259.64	-		2,113,790.77
	T.Q. NO YEAR				2,113,790.77	-	9,963.05	-		2,103,827.72
RETURN OF DEPOSITS TO SECURE PAYMENT OF FINES AND PASSAGE MONEY, IMMIGRATION AND NATURALIZATION SERVICE (T)	F.Y. NO YEAR 15		6696		133,679.77	-	-129,472.83	-		263,152.60
	T.Q. NO YEAR				263,152.60	-	-3,621.60	-		266,774.20
DEPOSITS OF CASH TO SECURE IMMIGRATION BONDS	F.Y. NO YEAR 15		6697		13,922,426.79	-	-5,949,087.89	-		19,871,514.68
	T.Q. NO YEAR				19,871,514.68	-	-1,632,833.55	-		21,504,348.23
UNDISTRIBUTED INTEREST ON UNITED STATES TREASURY BONDS OR NOTES HELD AS COLLATERAL	F.Y. NO YEAR 15		6698		30,788.08	-	-98,407.57	-		129,195.65
	T.Q. NO YEAR				129,195.65	-	-8,918.34	-		138,113.99
SUSPENSE	F.Y. NO YEAR 15		6875		-	-	-3,574.47	-		3,574.47
	T.Q. NO YEAR				3,574.47	-	15.00	-		3,559.47
GENERAL LEGAL ACTIVITIES, JUSTICE	F.Y. NO YEAR 15		6875	1	301.89	-	95.66	-		206.23
	T.Q. NO YEAR				206.23	-	-330.18	-		536.41
FEDERAL BUREAU OF INVESTIGATION	F.Y. NO YEAR 15		6875	2	-	-	-62.30	-		62.30
	T.Q. NO YEAR				62.30	-	35.30	-		27.00
LAW ENFORCEMENT ASSISTANCE ADMINISTRATION	F.Y. NO YEAR 15		6875	4	247,704.75	-	-56,520.30	-		304,225.05
	T.Q. NO YEAR				304,225.05	-	23,882.30	-		280,342.75
PRISON INDUSTRIES	F.Y. NO YEAR 15		6875	8	7,307.05	-	-2,777.95	-		10,085.00
	T.Q. NO YEAR				10,085.00	-	8,735.00	-		1,350.00
BUREAU OF PRISONS	F.Y. NO YEAR 15		6875	10	76,903.28	-	40,554.60	-		36,348.68
	T.Q. NO YEAR				36,348.68	-	-4,495.91	-		40,844.59
BUREAU OF NARCOTICS AND DANGEROUS DRUGS	F.Y. NO YEAR 15		6875	11	392,988.12	-	-704,269.39	-		1,097,257.51
	T.Q. NO YEAR				1,097,257.51	-	-554,152.40	-		1,651,409.91
IMMIGRATION AND NATURALIZATION SERVICE	F.Y. NO YEAR 15		6875	12	240,376.97	-	-116,124.74	-		356,501.71
	T.Q. NO YEAR				356,501.71	-	-767,232.46	-		1,123,734.17
FEES AND OTHER COLLECTIONS, UNITED STATES MARSHALS	F.Y. NO YEAR 15		6876		1,930,615.97	-	-170,983.09	-		2,101,599.06
	T.Q. NO YEAR				2,101,599.06	-	220,121.64	-		1,881,477.42
TOTAL, DEPARTMENT OF JUSTICE FY 1976					34,433,987.11	-	-6,820,668.00	-	41,254,655.11	
TOTAL, DEPARTMENT OF JUSTICE T.Q.					41,254,655.11	-	-2,622,198.00	-	43,876,853.11	

DEPARTMENT OF LABOR										
EMPLOYEES' PAYROLL ALLOTMENT ACCOUNT, UNITED STATES SAVINGS BONDS, DEPARTMENT OF LABOR	F.Y.	NO YEAR	16	6050	97,841.88	-	-	-1,556.95	-	99,398.83
	T.Q.	NO YEAR			99,398.83	-	-	-1,216.71	-	100,615.54
WITHHELD CITY INCOME TAXES, LABOR	F.Y.	NO YEAR	16	6057	399.45	-	-	-74,190.21	-	74,589.66
	T.Q.	NO YEAR			74,589.66	-	-	9,396.26	-	65,193.40
WITHHELD STATE INCOME TAXES, LABOR	F.Y.	NO YEAR	16	6070	729,027.25	-	-	-133,694.61	-	862,721.86
	T.Q.	NO YEAR			862,721.86	-	-	-23,160.40	-	885,882.26
WAGE AND HOUR AND PUBLIC CONTRACTS RESTITUTION FUND, LABOR	F.Y.	NO YEAR	16	6507	2,493,154.27	-	-	-641,492.61	-	3,134,646.88
	T.Q.	NO YEAR			3,134,646.88	-	-	93,569.32	-	3,041,077.56
SUSPENSE, DEPARTMENT OF LABOR	F.Y.	NO YEAR	16	6875	5,965,308.96	-	-	-1,482,189.57	-	7,447,498.53
	T.Q.	NO YEAR			7,447,498.53	-	-	190,084.13	-	7,257,414.40
TOTAL, DEPARTMENT OF LABOR FY 1976					9,285,731.81	-	-	-2,333,123.95	-	11,618,855.76
TOTAL, DEPARTMENT OF LABOR T.Q.					11,618,855.76	-	-	268,672.60	-	11,350,183.16
DEPARTMENT OF STATE										
INDEMNIFICATION FUNDS, FOREIGN GOVERNMENTS, STATE (T)	F.Y.	NO YEAR	19	6035	24,000,000.00	-	-	779,808.52	-	23,220,191.48
	T.Q.	NO YEAR			23,220,191.48	-	-	20,108,409.93	-	3,111,781.55
EMPLOYEES' PAYROLL ALLOTMENT ACCOUNT, UNITED STATES SAVINGS BONDS, DEPARTMENT OF STATE	F.Y.	NO YEAR	19	6050	53,981.52	-	-	-15,447.28	-	69,428.80
	T.Q.	NO YEAR			69,428.80	-	-	3,657.57	-	65,771.23
EMPLOYEES' PAYROLL ALLOTMENT ACCOUNT, UNITED STATES SAVINGS BONDS, INTERNATIONAL BOUNDARY AND WATER COMMISSION, UNITED STATES AND MEXICO	F.Y.	NO YEAR	19	6050 10	7,681.72	-	-	4,992.16	-	2,689.56
	T.Q.	NO YEAR			2,689.56	-	-	-1,695.27	-	4,384.83
WITHHELD CITY INCOME TAXES, STATE	F.Y.	NO YEAR	19	6057	-	-	-	-	-	-
	T.Q.	NO YEAR			-	-	-	-9,182.35	-	9,182.35
WITHHELD STATE INCOME TAXES, STATE	F.Y.	NO YEAR	19	6070	148,782.30	-	-	-485,473.88	-	634,256.18
	T.Q.	NO YEAR			634,256.18	-	-	-13,983.68	-	648,239.86
WITHHELD STATE INCOME TAXES, INTERNATIONAL BOUNDARY AND WATER COMMISSION, UNITED STATES AND MEXICO	F.Y.	NO YEAR	19	6070 10	1,299.59	-	-	-169.50	-	1,469.09
	T.Q.	NO YEAR			1,469.09	-	-	226.27	-	1,242.82
PAYMENT OF UNCLAIMED MONEYS, STATE (T)	F.Y.	NO YEAR	19	6133	30,969.92	-	-	-5,231.22	-	36,201.14
	T.Q.	NO YEAR			36,201.14	-	-	-3,143.44	-	39,344.58
MONEYS WITHHELD FROM CONTRACTORS, INTERNATIONAL BOUNDARY AND WATER COMMISSION, STATE	F.Y.	NO YEAR	19	6301	515,764.03	-	-	184,840.90	-	330,923.13
	T.Q.	NO YEAR			330,923.13	-	-	16,292.96	-	314,630.17
GENERAL DEPOSITS, DEPARTMENT OF STATE	F.Y.	NO YEAR	19	6755	8,826.70	-	-	-123.52	-	8,950.22
	T.Q.	NO YEAR			8,955.22	-	-	6.20	-	8,949.02

Appropriations, Outlays, and Balances - Continued

Appropriation or Fund Account		Account symbol			Balances beginning of fiscal year	Appropriations and other obligational authority	Transfers, borrowings, and investments (net)	Outlays (net)	Balances withdrawn and other transactions	Balances end of fiscal year 2/
Title 1/	Period of availability	Dept. Reg. Tr. From	Account No.	Sub No.						
DEPARTMENT OF STATE-CONTINUED										
UNEARNED PASSPORT AND APPLICATION FEES, DEPARTMENT OF STATE (T)	F.Y. NO YEAR 19		5807		\$4,888.53	-	-	-\$4,340.26	-	\$9,228.79
	T.Q. NO YEAR				9,228.79	-	-	-1,793.33	-	11,022.12
SUSPENSE DEPOSITS ABRJAD, DEPARTMENT OF STATE	F.Y. NO YEAR 19		5809		919,464.91	-	-	517,195.59	-	402,269.32
	T.Q. NO YEAR				402,269.32	-	-	-79,702.94	-	481,972.26
SUSPENSE, DEPARTMENT OF STATE	F.Y. NO YEAR 19		6875		1,359,271.95	-	-	951,635.76	-	407,636.19
	T.Q. NO YEAR				407,636.19	-	-	-345,470.99	-	753,107.18
SUSPENSE, OFFICE OF FINANCE, STATE	F.Y. NO YEAR 19		6875	1	-1,351.98	-	-	3,428.11	-	-4,780.09
	T.Q. NO YEAR				-4,780.09	-	-	-1.16	-	-4,778.93
SUSPENSE, INTERNATIONAL BOUNDARY AND WATER COMMISSION, UNITED STATES AND MEXICO	F.Y. NO YEAR 19		6875	10	14,389.51	-	-	11,417.14	-	2,972.37
	T.Q. NO YEAR				2,972.37	-	-	-26,896.83	-	29,869.23
ACCOUNTS PAYABLE, CHECK ISSUE UNDERDRAFTS, STATE	F.Y. NO YEAR 19		5999		2.00	-	-	-	-	2.00
	T.Q. NO YEAR				2.00	-	-	-	-	2.00
TOTAL, DEPARTMENT OF STATE FY 1976 . . . . .					27,063,970.70	-	-	1,942,527.52	-	25,121,443.18
TOTAL, DEPARTMENT OF STATE T.O. . . . .					25,121,443.18	-	-	19,646,722.91	-	5,474,720.27
DEPARTMENT OF TRANSPORTATION										
EMPLOYEES' PAYROLL ALLOTMENT ACCOUNT, UNITED STATES SAVINGS BONDS OFFICE OF THE SECRETARY, DEPARTMENT OF TRANSPORTATION	F.Y. NO YEAR 69		5050	1	54,447.16	-	-	37,650.22	-	16,796.94
	T.Q. NO YEAR				16,796.94	-	-	321.07	-	16,475.87
COAST GUARD	F.Y. NO YEAR 69		5050	2	786,731.25	-	-	-407,000.00	-	1,193,731.25
	T.Q. NO YEAR				1,193,731.25	-	-	813,618.75	-	380,112.50
FEDERAL HIGHWAY ADMINISTRATION	F.Y. NO YEAR 69		6050	5	150,126.88	-	-	6,862.54	-	143,264.34
	T.Q. NO YEAR				143,264.34	-	-	85,121.56	-	58,142.78
NATIONAL HIGHWAY TRAFFIC SAFETY ADMINISTRATION	F.Y. NO YEAR 69		5050	6	43,334.50	-	-	24,049.82	-	19,284.68
	T.Q. NO YEAR				19,284.68	-	-	1,008.51	-	18,276.17
FEDERAL RAILROAD ADMINISTRATION	F.Y. NO YEAR 69		6050	7	-	-	-	-18,596.56	-	18,596.56
	T.Q. NO YEAR				18,696.56	-	-	13,593.77	-	5,102.79
URBAN MASS TRANSPORTATION ADMINISTRATION	F.Y. NO YEAR 69		6050	8	-	-	-	-5,561.46	-	5,561.46
	T.Q. NO YEAR				5,561.46	-	-	-4,017.29	-	9,578.75
TRANSPORTATION SYSTEMS CENTER	F.Y. NO YEAR 69		6050	9	17,194.76	-	-	9,359.54	-	7,835.22
	T.Q. NO YEAR				7,835.22	-	-	-63.82	-	7,899.04
FEDERAL AVIATION ADMINISTRATION	F.Y. NO YEAR 69		6050	13	1,267,590.41	-	-	273,545.84	-	994,044.57
	T.Q. NO YEAR				994,044.57	-	-	317,444.71	-	676,599.86
ALASKA RAILROAD	F.Y. NO YEAR 69		6050	25	3,160.65	-	-	-300.01	-	3,460.73
	T.Q. NO YEAR				3,460.73	-	-	-73.86	-	3,434.59
WITHHELD CITY INCOME TAXES OFFICE OF THE SECRETARY, DEPARTMENT OF TRANSPORTATION	F.Y. NO YEAR 69		5057	1	1,156.34	-	-	296.07	-	860.27
	T.Q. NO YEAR				860.27	-	-	-	-	860.27
FEDERAL HIGHWAY ADMINISTRATION	F.Y. NO YEAR 69		6057	5	57.60	-	-	-8,473.07	-	8,530.67
	T.Q. NO YEAR				8,530.67	-	-	1,635.42	-	6,895.25
SUBTOTAL					1,213.94	-	-	-6,541.58	-	17,146.46



Appropriations, Outlays, and Balances - Continued

Appropriation or Fund Account		Account symbol			Balances beginning of fiscal year	Appropriations and other obligatory authority	Transfers, borrowings, and investments (net)	Outlays (net)	Balances withdrawn and other transactions	Balances end of fiscal year 2/
Title 1/	Period of availability	Dept. Reg. Tr. From	Account No.	Sub. No.						
DEPARTMENT OF THE TREASURY										
PAYMENT OF PRINCIPAL AND INTEREST ON SECURITIES OF VARIOUS GOVERNMENT AGENCIES	F. Y. NO YEAR 20 T. Q. NO YEAR		6006		-11,328,625.11 5,093,757.91	- - - - -	-16,422,383.02 -13,632,236.16	- - - - -		\$5,093,757.91 18,725,994.07
PAYMENT OF PRINCIPLE AND INTEREST ON SECURITIES OF VARIOUS GOVERNMENT AGENCIES (ADJUSTMENTS PRIOR TO MAY 1, 1976)	F. Y. NO YEAR 20 T. Q. NO YEAR		6006	21	- - - - - -446,565.37	- - - - -	446,565.37 2,767,254.99	- - - - -		-446,565.37 -3,213,820.36
UNCLAIMED MONEYS OF INDIVIDUALS WHOSE WHEREABOUTS ARE KNOWN, TREASURY (T)	F. Y. NO YEAR 20 T. Q. NO YEAR		6029		89,895.55 91,064.14	- - - - -	-1,168.59 -1,074.46	- - - - -		91,064.14 92,138.60
RETURN OF PROCEEDS OF UNDELIVERABLE TREASURER'S CHECKS (T)	F. Y. NO YEAR 20 T. Q. NO YEAR		6034		3,510.71 3,510.71	- - - - -	- - - - -	- - - - -		3,510.71 3,510.71
HUNGARIAN CLAIMS FUND, TREASURY DEPARTMENT (T)	F. Y. NO YEAR 20 T. Q. NO YEAR		6041		6,465,151.62 8,164,790.43	- - - - -	-1,699,638.81 147,850.00	- - - - -		8,164,790.43 8,016,940.43
ADVANCES BY THE REPUBLIC OF CHINA FOR PAYMENT OF OBLIGATIONS	F. Y. NO YEAR 20 T. Q. NO YEAR		6043		3,623,083.26 3,623,083.26	- - - - -	- - - - -	- - - - -		3,623,083.26 3,623,083.26
PROCEEDS AND PAYMENT OF CERTAIN UNPAID CHECKS	F. Y. NO YEAR 20 T. Q. NO YEAR		6045		4,961,520.98 5,341,419.93	- - - - -	-379,898.95 15,740.27	- - - - -		5,341,419.93 5,325,679.66
PROCEEDS OF WITHHELD FOREIGN CHECKS	F. Y. NO YEAR 20 T. Q. NO YEAR		6048		538,690.01 536,645.77	- - - - -	2,044.24 -2,500.00	- - - - -		536,645.77 539,145.77
UNCLAIMED PARTIAL PAYMENTS ON UNITED STATES SAVINGS BONDS	F. Y. NO YEAR 20 T. Q. NO YEAR		6049		68,614.28 68,944.82	- - - - -	-330.54 -26.32	- - - - -		68,944.82 68,971.14
EMPLOYEES' PAYROLL ALLOTMENT ACCOUNT, UNITED STATES SAVINGS BONDS FEDERAL LAW ENFORCEMENT TRAINING CENTER	F. Y. NO YEAR 20 T. Q. NO YEAR		6050	3	775.01 1,751.07	- - - - -	-976.06 -168.99	- - - - -		1,751.07 1,920.06
BUREAU OF THE PUBLIC DEBT	F. Y. NO YEAR 20 T. Q. NO YEAR		6050	5	27,343.48 30,837.45	- - - - -	-3,493.97 1,235.14	- - - - -		30,837.45 29,602.31
INTERNAL REVENUE SERVICE	F. Y. NO YEAR 20 T. Q. NO YEAR		6050	9	931,037.31 913,255.26	- - - - -	17,782.05 -2,403.28	- - - - -		913,255.26 915,658.54
BUREAU OF THE MINT	F. Y. NO YEAR 20 T. Q. NO YEAR		6050	16	40,627.19 26,038.14	- - - - -	14,589.05 -1,187.59	- - - - -		26,038.14 27,225.73
BUREAU OF GOVERNMENT FINANCIAL OPERATIONS, TREASURY	F. Y. NO YEAR 20 T. Q. NO YEAR		6050	18	52,027.26 54,751.82	- - - - -	-2,724.56 2,196.81	- - - - -		54,751.82 52,555.01
UNITED STATES SAVINGS BONDS DIVISION	F. Y. NO YEAR 20 T. Q. NO YEAR		6050	24	12,275.76 10,359.27	- - - - -	1,916.49 36.20	- - - - -		10,359.27 10,323.07
PROCEEDS OF CHECKS FOR SETTLEMENT BY GENERAL ACCOUNTING OFFICE	F. Y. NO YEAR 20 T. Q. NO YEAR		6051		1,934.03 1,950.93	- - - - -	-16.90 -	- - - - -		1,950.93 1,950.93
WITHHELD CITY INCOME TAXES	F. Y. NO YEAR 20 T. Q. NO YEAR		6057	9	34,479.85 14,151.76	- - - - -	20,328.09 -367,002.69	- - - - -		14,151.76 381,154.45
BUREAU OF THE MINT	F. Y. NO YEAR 20 T. Q. NO YEAR		6057	16	27,467.20 -	- - - - -	27,467.20 -	- - - - -		- -
BUREAU OF GOVERNMENT FINANCIAL OPERATIONS, TREASURY	F. Y. NO YEAR 20 T. Q. NO YEAR		6057	18	5,834.15 15.00	- - - - -	5,819.15 -90.00	- - - - -		15.00 105.00
UNITED STATES SAVINGS BONDS DIVISION	F. Y. NO YEAR 20 T. Q. NO YEAR		6057	24	301.46 1,204.47	- - - - -	-903.01 1,204.47	- - - - -		1,204.47 -
				SUBTOTAL	68,082.66		-313,176.79			396,630.68

SECRETARY OF THE TREASURY, FOR ACCOUNT OF CZECHOSLOVAKIA	F. Y.	NO YEAR	20	6063	86,879.36						86,879.36
	T. Q.	NO YEAR			86,879.36						86,879.36
MATURED OBLIGATIONS OF THE DISTRICT OF COLUMBIA (T)	F. Y.	NO YEAR	20	5065	8,176.35						8,176.35
	T. Q.	NO YEAR			8,176.35						8,176.35
PAYMENT OF PRE-1934 BONDS OF THE GOVERNMENT OF THE PHILIPPINES (T)	F. Y.	NO YEAR	20	6068	-24,390.79				-163,130.00		138,739.21
	T. Q.	NO YEAR			138,739.21						138,739.21
WITHHELD STATE INCOME TAXES FEDERAL LAW ENFORCEMENT TRAINING CENTER	F. Y.	NO YEAR	20	6070	13,256.74				3,295.04		9,961.70
	T. Q.	NO YEAR			9,961.70				-139.34		10,101.04
BUREAU OF THE PUBLIC DEBT	F. Y.	NO YEAR	20	6070	67,038.33				14,667.08		52,371.25
	T. Q.	NO YEAR			52,371.25				-2,147.78		54,519.03
INTERNAL REVENUE SERVICE	F. Y.	NO YEAR	20	6070	5,574,972.11				-405,458.61		5,980,430.72
	T. Q.	NO YEAR			5,980,430.72				1,621,760.23		4,358,670.49
BUREAU OF ALCOHOL, TOBACCO AND FIREARMS	F. Y.	NO YEAR	20	6070	417.79				-2,188.58		2,606.37
	T. Q.	NO YEAR			2,606.37				-721.69		3,328.06
BUREAU OF THE MINT	F. Y.	NO YEAR	20	6070	127,908.94				-16,910.25		144,819.20
	T. Q.	NO YEAR			144,819.20				-5,541.43		150,360.63
BUREAU OF GOVERNMENT FINANCIAL OPERATIONS, TREASURY	F. Y.	NO YEAR	20	6070	95,229.93				4,395.17		90,834.76
	T. Q.	NO YEAR			90,834.76				34,629.95		56,204.81
UNITED STATES SAVINGS BONDS DIVISION	F. Y.	NO YEAR	20	6070	33,774.77				6,267.91		27,506.86
	T. Q.	NO YEAR			27,506.86				27,506.86		
RETURN OF MISCELLANEOUS AND EXCESS COLLECTIONS (T)	F. Y.	NO YEAR	20	6071	364,914.61						364,914.61
	T. Q.	NO YEAR			364,914.61						364,914.61
PROCEEDS OF UNDELIVERABLE SAVINGS BOND AND NOTE REDEMPTION CHECKS AND UNCLAIMED SAVINGS BOND AND NOTE REDEMPTION BALANCE (T)	F. Y.	NO YEAR	20	6072	124,329.47				6,580.02		117,749.45
	T. Q.	NO YEAR			117,749.45				788.27		116,961.18
SUBSTITUTE CHECK FUND	F. Y.	NO YEAR	20	6073	-41,928.63				-18,703.99		-23,224.64
	T. Q.	NO YEAR			-23,224.64				-69,586.19		46,361.55
PROCEEDS OF UNDELIVERABLE PUBLIC DEBT AND AGENCY SECURITIES, COUPONS, AND CHECKS, EXCEPT SAVINGS BONDS AND CHECKS RELATING THERETO (T)	F. Y.	NO YEAR	20	6076	1,033,432.72				68,258.16		965,174.56
	T. Q.	NO YEAR			965,174.56				-49,213.30		1,014,387.56
BULGARIAN CLAIMS FUND, TREASURY DEPARTMENT (T)	F. Y.	NO YEAR	20	5080	6,120.25						6,120.25
	T. Q.	NO YEAR			6,120.25						6,120.25
RETURN OF PROCEEDS OF UNDELIVERABLE SAVINGS BOND INTEREST CHECKS (T)	F. Y.	NO YEAR	20	5091	5,838,176.72				-606,677.45		6,444,854.18
	T. Q.	NO YEAR			6,444,854.18				-74,002.99		6,518,857.17
PAYMENT OF UNCLAIMED INTEREST ON CERTAIN AWARDS OF THE MIXED CLAIMS COMMISSION, UNITED STATES AND GERMANY (T)	F. Y.	NO YEAR	20	6091	68,942.62						68,942.62
	T. Q.	NO YEAR			68,942.62						68,942.62
RETURN OF PROCEEDS OF REDEMPTION OF GOVERNMENT SECURITIES, INTEREST COUPONS, ETC., BELONGING TO PERSONS WHOSE WHEREABOUTS ARE UNKNOWN (T)	F. Y.	NO YEAR	20	5092	34,402.05						34,402.05
	T. Q.	NO YEAR			34,402.05				16.30		34,385.75
RETURN OF PROCEEDS OF REDEMPTION OF GOVERNMENT SECURITIES, INTEREST COUPONS, ETC., THE OWNERS OF WHICH ARE UNKNOWN (T)	F. Y.	NO YEAR	20	6095	86,316.96						86,316.96
	T. Q.	NO YEAR			86,316.96						86,316.96



Appropriations, Outlays, and Balances - Continued

Appropriation or Fund Account Title 1/	Period of availability	Account symbol			Balances beginning of fiscal year	Appropriations and other obligational authority	Transfers, borrowings, and investments (net)	Outlays (net)	Balances withdrawn and other transactions	Balances end of fiscal year 2/
		Dept. Reg.	Account No.	Sub. No.						
DEPARTMENT OF THE TREASURY-CONTINUED										
RETURN OF PROCEEDS OF GOVERNMENT OBLIGATIONS HELD FOR RIGHTFUL OWNERS (T)	F.Y. NO YEAR 20 T.Q. NO YEAR		5099		\$1,030.97 1,172.01	-----	-----	-----	-----	\$1,172.01 1,125.00
RUMANIAN CLAIMS FUND, TREASURY DEPARTMENT (T)	F.Y. NO YEAR 20 T.Q. NO YEAR		5102		12,111.87 12,111.87	-----	-----	-----	-----	12,111.87 12,111.87
FUNDS FROM FORMER PRISONERS OF WAR, TREASURY	F.Y. NO YEAR 20 T.Q. NO YEAR		5106		5,878,164.34 5,878,164.34	-----	-----	-----	-----	5,878,164.34 5,878,164.34
1948 YUGOSLAV CLAIMS FUND, TREASURY DEPARTMENT (T)	F.Y. NO YEAR 20 T.Q. NO YEAR		5109		25,867.07 25,867.07	-----	-----	-----	-----	25,867.07 25,867.07
ITALIAN CLAIMS FUND, TREASURY DEPARTMENT (T)	F.Y. NO YEAR 20 T.Q. NO YEAR		5123		518,341.85 518,341.85	-----	-----	-----	-----	518,341.85 518,341.85
SOVIET CLAIMS FUND, TREASURY DEPARTMENT (T)	F.Y. NO YEAR 20 T.Q. NO YEAR		5124		2,037.36 2,037.36	-----	-----	-----	-----	2,037.36 2,037.36
CZECHOSLOVAKIAN CLAIMS FUND, TREASURY DEPARTMENT (T)	F.Y. NO YEAR 20 T.Q. NO YEAR		5125		13,571.29 13,571.29	-----	-----	-----	-----	13,571.29 13,571.29
POLISH CLAIMS FUND, TREASURY DEPARTMENT (T)	F.Y. NO YEAR 20 T.Q. NO YEAR		5126		115,025.34 123,202.59	-----	-----	-----	-----	123,202.59 111,605.17
MEXICAN CLAIMS FUND, TREASURY DEPARTMENT (T)	F.Y. NO YEAR 20 T.Q. NO YEAR		5127		147,093.54 147,093.54	-----	-----	-----	-----	147,093.54 147,093.54
PANAMA CLAIMS FUND, TREASURY DEPARTMENT (T)	F.Y. NO YEAR 20 T.Q. NO YEAR		5128		533.96 533.96	-----	-----	-----	-----	533.96 533.96
PAYMENT OF UNCLAIMED MONIES (T)	F.Y. NO YEAR 20 T.Q. NO YEAR		5133		10,029,054.48 10,817,446.09	-----	-----	-----	-----	10,817,446.09 11,035,247.94
ELECTRONIC FUND TRANSFER SYSTEM, BUREAU OF GOVERNMENT FINANCIAL OPERATIONS, TREASURY	F.Y. NO YEAR 20 T.Q. NO YEAR		5202		----- 311,548.88	-----	-----	-----	-----	----- 311,548.88
PREPAYMENTS ON SALES OF PUBLIC DEBT SECURITIES	F.Y. NO YEAR 20 T.Q. NO YEAR		5203		18,644,519.90 29,474,462.33	-----	-----	-----	-----	29,474,462.33 16,986,407.42
RECLAMATION SUSPENSE ACCOUNT, DEPOSITARY CHECK FORGERY TREASURY	F.Y. NO YEAR 20 T.Q. NO YEAR		6400		1,296.37 927.87	-----	-----	-----	-----	927.87 2,170.87
RECLAMATION SUSPENSE ACCOUNT	F.Y. NO YEAR 20 T.Q. NO YEAR		6402		8,589,878.73 12,482,963.75	-----	-----	-----	-----	12,482,963.75 17,602,721.16
SECRETARY OF THE TREASURY, DEPARTMENT OF DEFENSE, MILITARY PURCHASES OF THE ITALIAN MILITARY ADMINISTRATION	F.Y. NO YEAR 20 T.Q. NO YEAR		6408		743,452.41 196,536.70	-----	-----	-----	-----	196,536.70 196,536.70

SECRETARY OF THE TREASURY, DIVESTED ENEMY PROPERTY, NATIONALS OF BULGARIA	F.Y. T.Q.	NO YEAR NO YEAR	20 20	6410	13,794.19 13,794.19	- - - - -	- - - - -	- - - - -	- - - - -	13,794.19 13,794.19
SECRETARY OF THE TREASURY, DIVESTED ENEMY PROPERTY, NATIONALS OF HUNGARY	F.Y. T.Q.	NO YEAR NO YEAR	20 20	6411	130,916.40 112,356.75	- - - - -	- - - - -	18,559.65 240.00	- - - - -	112,356.75 112,116.75
SECRETARY OF THE TREASURY, DIVESTED ENEMY PROPERTY, NATIONALS OF RUMANIA	F.Y. T.Q.	NO YEAR NO YEAR	20 20	6412	41,234.04 41,234.04	- - - - -	- - - - -	- - - - -	- - - - -	41,234.04 41,234.04
SAUDI ARABIAN TECHNICAL COOPERATION AGREEMENT	F.Y. T.Q.	NO YEAR NO YEAR	20 20	6423	71,866.60 646,788.54	- - - - -	- - - - -	-574,921.94 840,482.23	- - - - -	646,788.54 -193,693.69
PRESIDENT'S COMMISSION ON WHITE HOUSE FELLOWSHIPS, TREASURY	F.Y. T.Q.	NO YEAR NO YEAR	20 20	6453	- - - - - 17,795.20	- - - - -	- - - - -	-17,795.20 16,601.81	- - - - -	17,795.20 1,193.39
PRESIDENT'S COMMISSION ON PERSONNEL INTERCHANGE	F.Y. T.Q.	NO YEAR NO YEAR	20 20	6454	- - - - - 12,813.83	- - - - -	- - - - -	-12,813.83 -29,463.46	- - - - -	12,813.83 42,277.29
EXCHANGE STABILIZATION FUND	F.Y. T.Q.	NO YEAR NO YEAR	20 20	6550	142,831,787.22 251,408,865.12	- - - - -	- - - - -	4 524,412,999.71 56,725,255.19	-74,164,078.19 -14,934,199.87	251,408,865.12 333,068,320.20
ALLOCATION OF SPECIAL DRAWING RIGHTS	F.Y. T.Q.	NO YEAR NO YEAR	20 20	6550	-2,836,307,525.68 -2,629,119,065.52	- - - - -	- - - - -	207,198,450.16 -25,225,349.66	- - - - -	-2,629,119,065.52 -2,654,344,415.18
HOLDINGS OF SPECIAL DRAWING RIGHTS	F.Y. T.Q.	NO YEAR NO YEAR	20 20	6550	2,417,663,134.23 2,315,899,689.18	- - - - -	- - - - -	-101,763,445.05 40,733,596.17	- - - - -	2,315,899,689.18 2,356,633,285.35
SPECIAL DRAWING RIGHTS CERTIFICATES	F.Y. T.Q.	NO YEAR NO YEAR	20 20	6550	-500,000,000.00 -700,000,000.00	- - - - -	- - - - -	-200,000,000.00 -100,000,000.00	- - - - -	-700,000,000.00 -800,000,000.00
INVESTMENTS IN PUBLIC DEBT SECURITIES	F.Y. T.Q.	NO YEAR NO YEAR	20 20	6550	1,451,408,190.41 1,511,570,175.59	- - - - -	- - - - -	60,161,985.18 17,766,498.30	- - - - -	1,511,570,175.59 1,529,336,673.89
PROCEEDS FOR UNFUNDING CERTAIN FOREIGN EXCHANGE ACCOUNTS, TREASURY	F.Y. T.Q.	NO YEAR NO YEAR	20 20	6701	26,241,745.66 27,042,064.86	- - - - -	- - - - -	-800,319.20 10,223,083.06	- - - - -	27,042,064.86 16,818,981.80
SUSPENSE ACCOUNT--SMALL PAYMENT DIFFERENCES, TREASURY	F.Y. T.Q.	NO YEAR NO YEAR	20 20	6712	55,981.36 56,247.67	- - - - -	- - - - -	-266.31 -61.94	- - - - -	56,247.67 56,309.61
MISSING UNMATURED UNITED STATES AND CORPORATE COUPONS, TREASURY	F.Y. T.Q.	NO YEAR NO YEAR	20 20	6713	1,976,593.12 3,054,087.02	- - - - -	- - - - -	-1,077,493.90 722,484.94	- - - - -	3,054,087.02 2,331,602.08
GERMAN DEPOSIT ACCOUNT	F.Y. T.Q.	NO YEAR NO YEAR	20 20	6715	277,980.99 290,076.19	- - - - -	- - - - -	-12,095.20 10,945.34	- - - - -	290,076.19 279,130.85
1964 YUGOSLAV CLAIMS FUND, TREASURY DEPARTMENT (T)	F.Y. T.Q.	NO YEAR NO YEAR	20 20	6132	10,804.09 10,804.09	- - - - -	- - - - -	- - - - -	- - - - -	10,804.09 10,804.09
SMALL DIFFERENCES ACCOUNT, REDEMPTION OF PUBLIC DEBT SECURITIES, BUREAU OF THE PUBLIC DEBT	F.Y. T.Q.	NO YEAR NO YEAR	20 20	6718	4,924.59 3,365.45	- - - - -	- - - - -	1,559.14 154.06	- - - - -	3,365.45 3,211.39
SMALL DIFFERENCE ACCOUNT, DEPOSIT AND CHECK-ISSUE ADJUSTMENTS, BUREAU OF GOVERNMENT FINANCIAL OPERATIONS	F.Y. T.Q.	NO YEAR NO YEAR	20 20	6720	37.00 3.09	- - - - -	- - - - -	33.91 -5.81	- - - - -	3.09 8.90
PREPAYMENT GERMAN MIXED CLAIM AGREEMENT OF 1953	F.Y. T.Q.	NO YEAR NO YEAR	20 20	6721	12,000,000.00 8,000,000.00	- - - - -	- - - - -	4,000,000.00	- - - - -	8,000,000.00 8,000,000.00
REIMBURSABLE SERVICES, INTERNAL REVENUE SERVICE	F.Y. T.Q.	NO YEAR NO YEAR	20 20	6734	123,291.90 1,961,968.61	- - - - -	- - - - -	-1,838,676.71 1,612,761.37	- - - - -	1,961,968.61 349,207.24

Appropriations, Outlays, and Balances - Continued

Appropriation or Fund Account		Account symbol			Balances beginning of fiscal year	Appropriations and other obligational authority	Transfers, borrowings, and investments (net)	Outlays (net)	Balances withdrawn and other transactions	Balances end of fiscal year 2/
Title 1/	Period of availability	Dept. Reg.	Account No.	Sub. No.						
DEPARTMENT OF THE TREASURY-CONTINUED										
TRUSTEE FUNDS, OFFICE OF COMPTROLLER OF THE CURRENCY	F. Y. NO YEAR 20 T. Q. NO YEAR		6739		\$7,415.65 5,049.75	- - - - -	\$2,365.90 -171.42	- - - - -		\$5,049.75 5,221.17
GAINS AND DEFICIENCIES ON EXCHANGE TRANSACTIONS, TREASURY	1976 20 1975 T. Q. 1976 T. Q. 1975		6763		- - - - - -42.03 1,137,610.01 -37.15	- - - - -	-1,137,610.01 -4.88 1,133,311.22 37.15	- - - - -		1,137,610.01 -37.15 4,298.79 -74.30
RECOVERIES OF AMOUNT PAID ON ERRONEOUS REDEMPTIONS OF PUBLIC DEBT OBLIGATIONS, TREASURY DEPARTMENT	F. Y. NO YEAR 20 T. Q. NO YEAR		6768		275,445.24 352,826.79	- - - - -	-77,381.55 130,952.09	- - - - -		352,826.79 221,874.70
SUSPENSE, OFFICE OF THE SECRETARY OF THE TREASURY	F. Y. NO YEAR 20 T. Q. NO YEAR		6770		4,275,791.71 4,275,791.71	- - - - -	- - - - -	- - - - -		4,275,791.71 4,275,791.71
SUSPENSE, PUBLIC DEBT, REDEMPTIONS AND OTHER ITEMS	F. Y. NO YEAR 20 T. Q. NO YEAR		6822		161,223.37 56,664.94	- - - - -	104,558.43 -402,433.92	- - - - -		56,664.94 459,098.86
PAYMENT OF PRINCIPAL AND INTEREST AND COMMISSIONER OF PUBLIC DEBT FEES OF PRIVATELY-OWNED GOVERNMENT SPONSORED AGENCIES, FEDERAL RESERVE BANK OF NEW YORK ACCOUNT	F. Y. NO YEAR 20 T. Q. NO YEAR		6823		-6,287.08 322,892.56	- - - - -	-329,179.64 -1,121,884.99	- - - - -		322,892.56 1,444,777.55
PAYMENT OF REGISTERED INTEREST CHECKS ON CONSOLIDATED FEDERAL LAND BANK BONDS TO BE REIMBURSED BY FEDERAL RESERVE BANK OF NEW YORK	F. Y. NO YEAR 20 T. Q. NO YEAR		6824		-741,483.11 -6,257.53	- - - - -	-735,225.58 527,581.05	- - - - -		-6,257.53 -533,838.58
SUSPENSE BUREAU OF THE PUBLIC DEBT	F. Y. NO YEAR 20 T. Q. NO YEAR		6875	5	1,801.24 17,394.99	- - - - -	-15,593.75 14,055.61	- - - - -		17,394.99 3,339.38
BUREAU OF CUSTOMS	F. Y. NO YEAR 20 T. Q. NO YEAR		6875	6	4,293,508.74 5,952,827.89	- - - - -	-1,659,319.15 922,967.34	- - - - -		5,952,827.89 5,029,860.55
INTERNAL REVENUE SERVICE	F. Y. NO YEAR 20 T. Q. NO YEAR		6875	9	92,166.00 103,588.95	- - - - -	-11,422.95 32,188.01	- - - - -		103,588.95 71,400.94
BUREAU OF ALCOHOL, TOBACCO AND FIREARMS	F. Y. NO YEAR 20 T. Q. NO YEAR		6875	10	31,771.92 -	- - - - -	31,771.92 -	- - - - -		- - - - - -
UNITED STATES SECRET SERVICE	F. Y. NO YEAR 20 T. Q. NO YEAR		6875	14	1,105.46 1,155.46	- - - - -	-50.00 1,822.02	- - - - -		1,155.46 -666.56
BUREAU OF THE MINT	F. Y. NO YEAR 20 T. Q. NO YEAR		6875	16	66,227,067.26 26,834,084.60	- - - - -	39,392,982.66 2,750,509.08	- - - - -		26,834,084.60 24,083,575.52
BUREAU OF GOVERNMENT FINANCIAL OPERATIONS, TREASURY	F. Y. NO YEAR 20 T. Q. NO YEAR		6875	18	8,961,934.93 661,342.89	- - - - -	8,300,592.04 -4,485.62	- - - - -		661,342.89 665,828.51
UNAPPLIED COLLECTIONS, INTERNAL REVENUE SERVICE	F. Y. NO YEAR 20 T. Q. NO YEAR		6879		12,887,586.39 11,020,941.44	- - - - -	1,866,644.95 -196,566.95	- - - - -		11,020,941.44 11,217,508.39
ACCOUNTS PAYABLE, CHECK ISSUE UNDERDRAFTS, TREASURY	F. Y. NO YEAR 20 T. Q. NO YEAR		6999		3,085.69 5,070.74	- - - - -	-1,985.05 -5,529.28	- - - - -		5,070.74 10,600.02

OTHER	F.Y. NO YEAR 20 T.Q. NO YEAR	0000	345,282,735.96 310,554,519.37	- - - - -	- - - - -	34,722,216.59 -2,192,310.80	- - - - -	310,554,519.37 312,746,830.17
TOTAL, DEPARTMENT OF THE TREASURY FY 1976 . . . . .			1,222,075,477.24	- - - - -	- - - - -	-28,387,578.16	- - - - -	1,250,463,055.40
TOTAL, DEPARTMENT OF THE TREASURY T.Q. . . . .			1,250,463,055.40	- - - - -	- - - - -	-2,062,314.16	- - - - -	1,252,525,369.56
ENERGY RESEARCH AND DEVELOPMENT ADMINISTRATION								
EMPLOYEES' PAYROLL ALLOTMENT ACCOUNT, UNITED STATES SAVINGS BONDS, ENERGY RESEARCH AND DEVELOPMENT ADMINISTRATION	F.Y. NO YEAR 89 T.Q. NO YEAR	6050	117,361.30 85,987.61	- - - - -	- - - - -	31,373.69 11,538.43	- - - - -	85,987.61 74,449.18
WITHHELD CITY INCOME TAXES, ENERGY RESEARCH AND DEVELOPMENT ADMINISTRATION	F.Y. NO YEAR 89 T.Q. NO YEAR	6057	- - - - - 14,277.99	- - - - -	- - - - -	-14,277.99 3,768.08	- - - - -	14,277.99 10,509.96
WITHHELD STATE INCOME TAXES, ENERGY RESEARCH AND DEVELOPMENT ADMINISTRATION	F.Y. NO YEAR 89 T.Q. NO YEAR	6070	1,122,367.51 1,748,641.47	- - - - -	- - - - -	-626,273.96 985,591.57	- - - - -	1,748,641.47 763,049.90
UNCLAIMED MONEYS DUE CREDITORS OF CONTRACTORS WITH THE UNITED STATES UNDER COST-PLUS-A-FIXED-FEE CONTRACTS, ENERGY RESEARCH AND DEVELOPMENT ADMINISTRATION	F.Y. NO YEAR 89 T.Q. NO YEAR	6090	9,614.48 12,474.32	- - - - -	- - - - -	-2,859.84 -3,361.18	- - - - -	12,474.32 15,835.50
SUSPENSE, ENERGY RESEARCH AND DEVELOPMENT ADMINISTRATION	F.Y. NO YEAR 89 T.Q. NO YEAR	6875	2,428,722.36 113,347.20	- - - - -	- - - - -	2,315,375.16 16,783.74	- - - - -	113,347.20 96,563.46
TOTAL, ENERGY RESEARCH AND DEVELOPMENT ADMINISTRATION FY 1976 . . . . .			3,678,065.65	- - - - -	- - - - -	1,703,337.06	- - - - -	1,974,728.59
TOTAL, ENERGY RESEARCH AND DEVELOPMENT ADMINISTRATION T.Q. . . . .			1,974,728.59	- - - - -	- - - - -	1,014,320.59	- - - - -	960,408.00
ENVIRONMENTAL PROTECTION AGENCY								
EMPLOYEES' PAYROLL ALLOTMENT ACCOUNT, UNITED STATES SAVINGS BONDS, ENVIRONMENTAL PROTECTION AGENCY	F.Y. NO YEAR 68 T.Q. NO YEAR	6050	31,987.00 106,371.85	- - - - -	- - - - -	-74,384.85 68,530.32	- - - - -	106,371.85 37,841.53
WITHHELD CITY INCOME TAXES, ENVIRONMENTAL PROTECTION AGENCY	F.Y. NO YEAR 68 T.Q. NO YEAR	6057	4,857.82 52,455.00	- - - - -	- - - - -	-47,597.18 12,677.19	- - - - -	52,455.00 39,777.81

Appropriations, Outlays, and Balances - Continued

Appropriation or Fund Account		Account symbol			Balances beginning of fiscal year	Appropriations and other obligational authority	Transfers, borrowings, and investments (net)	Outlays (net)	Balances withdrawn and other transactions	Balances end of fiscal year <u>2/</u>
Title <u>1/</u>	Period of availability	Dept. Reg.	Account No.	Sub. No.						
ENVIRONMENTAL PROTECTION AGENCY-CONTINUED										
WITHHELD STATE INCOME TAXES, ENVIRONMENTAL PROTECTION AGENCY	F.Y. NO YEAR T.Q. NO YEAR	68	6070		\$628,284.24 961,530.40	-----	-----	-\$333,246.16 250,237.80	-----	\$961,530.40 711,292.60
SUSPENSE, ENVIRONMENTAL PROTECTION AGENCY	F.Y. NO YEAR T.Q. NO YEAR	68	6875		373,785.47 385,008.84	-----	-----	-11,223.37 91,220.30	-----	385,008.84 293,788.54
TOTAL, ENVIRONMENTAL PROTECTION AGENCY FY 1976. . . . .					1,038,914.53	-----	-----	-466,451.56	-----	1,505,366.09
TOTAL, ENVIRONMENTAL PROTECTION AGENCY T.Q. . . . .					1,505,366.09	-----	-----	422,665.61	-----	1,082,700.48
GENERAL SERVICES ADMINISTRATION										
EMPLOYEES' PAYROLL ALLOTMENT ACCOUNT, UNITED STATES SAVINGS BONDS, GENERAL SERVICES ADMINISTRATION	F.Y. NO YEAR T.Q. NO YEAR	47	6050		359,813.52 356,457.08	-----	-----	3,356.44 7,209.32	-----	356,457.08 349,247.26
WITHHELD CITY INCOME TAXES, GENERAL SERVICES ADMINISTRATION	F.Y. NO YEAR T.Q. NO YEAR	47	5057		128,467.93 -764,579.70	-----	-----	893,047.63 -927,787.21	-----	-764,579.70 163,207.51
WITHHELD STATE INCOME TAXES, GENERAL SERVICES ADMINISTRATION	F.Y. NO YEAR T.Q. NO YEAR	47	6070		8,927,536.75 9,113,834.66	-----	-----	-186,297.91 5,795,204.85	-----	9,113,834.66 3,318,629.81
BID DEPOSITS, SALE OF SILVER DOLLARS, GENERAL SERVICES ADMINISTRATION	F.Y. NO YEAR T.Q. NO YEAR	47	6849		5,035.01 4,296.01	-----	-----	739.00 -14.00	-----	4,296.01 4,310.01
SUSPENSE, GENERAL SERVICES ADMINISTRATION	F.Y. NO YEAR T.Q. NO YEAR	47	6875		5,928,098.31 277,666.39	-----	6,487,831.38	6,138,263.30 949,725.04	-----	277,666.39 -672,058.65
REFUNDS, PROCEEDS OF SALES FROM STRATEGIC AND CRITICAL MATERIALS, GENERAL SERVICES ADMINISTRATION	F.Y. NO YEAR T.Q. NO YEAR	47	6886		-507,916.47 66,633.64	-----	-----	-574,550.11 -148.81	-----	66,633.64 66,782.45
PROCEEDS FROM SALE OF SURPLUS PROPERTY, GENERAL SERVICES ADMINISTRATION	F.Y. NO YEAR T.Q. NO YEAR	47	5887		5,098,460.14 8,613,056.24	-----	-----	-3,514,596.10 -857,493.76	-----	8,613,056.24 9,470,550.00

TRANSPORTATION CHARGES, SALES UNDER  
AGENCY FOR INTERNATIONAL DEVELOPMENT  
ASSISTANCE PROGRAMS, GENERAL  
SERVICES ADMINISTRATION

	F.Y.	NO YEAR						
	T.Q.	NO YEAR	5888	543,431.53	---	---	---	543,431.53
				543,431.53	---	---	---	543,431.53
TOTAL, GENERAL SERVICES ADMINISTRATION FY 1976 . . . . .				20,482,926.72	---	487,831.38	2,759,962.25	18,210,795.85
TOTAL, GENERAL SERVICES ADMINISTRATION T.Q. . . . .				18,210,795.85	---	---	4,966,695.93	13,244,099.92
NATIONAL AERONAUTICS AND SPACE ADMINISTRATION								
EMPLOYEES' PAYROLL ALLOTMENT ACCOUNT, UNITED STATES SAVINGS BONDS, NATIONAL AERONAUTICS AND SPACE ADMINISTRATION	F.Y.	NO YEAR	6050	328,209.81	---	---	-26.87	328,236.68
	T.Q.	NO YEAR		328,236.68	---	---	124,186.83	204,049.85
WITHHELD STATE INCOME TAXES, NATIONAL AERONAUTICS AND SPACE ADMINISTRATION	F.Y.	NO YEAR	6057	---	---	---	---	---
	T.Q.	NO YEAR		---	---	---	-554.36	554.36
WITHHELD STATE INCOME TAXES, NATIONAL AERONAUTICS AND SPACE ADMINISTRATION	F.Y.	NO YEAR	6070	1,969,208.13	---	---	94,515.32	1,874,692.81
	T.Q.	NO YEAR		1,874,692.81	---	---	213,503.65	1,661,189.16
ADVANCES FROM COMMUNICATIONS SATELLITE CORPORATION, NATIONAL AERONAUTICS AND SPACE ADMINISTRATION	F.Y.	NO YEAR	6558	177,392,419.61	---	---	29,873,431.59	147,518,988.02
	T.Q.	NO YEAR		147,518,988.02	---	---	327,591.00	147,191,397.02
ADVANCES, INTERNATIONAL COOPERATIVE AGREEMENTS, NATIONAL AERONAUTICS AND SPACE ADMINISTRATION	F.Y.	NO YEAR	6559	---	---	---	-83,580,295.14	83,580,295.14
	T.Q.	NO YEAR		83,580,295.14	---	---	-6,790,174.01	90,370,469.15
ADVANCES, DOMESTIC AGREEMENTS, NATIONAL AERONAUTICS AND SPACE ADMINISTRATION	F.Y.	NO YEAR	5560	---	---	---	-25,581,552.05	25,581,552.05
	T.Q.	NO YEAR		25,581,552.05	---	---	-2,283,603.91	27,865,155.96
SUSPENSE, NATIONAL AERONAUTICS AND SPACE ADMINISTRATION	F.Y.	NO YEAR	6875	67,643,638.59	---	---	67,174,961.18	468,677.41
	T.Q.	NO YEAR		468,677.41	---	---	-116,020.35	584,697.76
TOTAL, NATIONAL AERONAUTICS AND SPACE ADMINISTRATION FY 1976 . . . . .				247,333,476.14	---	---	-12,018,965.97	259,352,442.11
TOTAL, NATIONAL AERONAUTICS AND SPACE ADMINISTRATION T.Q. . . . .				259,352,442.11	---	---	-8,525,071.15	267,877,513.26

Appropriations, Outlays, and Balances - Continued

Appropriation or Fund Account		Account symbol			Balances beginning of fiscal year	Appropriations and other obligational authority	Transfers, borrowings, and investments (net)	Outlays (net)	Balances withdrawn and other transactions	Balances end of fiscal year 2/
Title 1/	Period of availability	Dept. Reg.	Account No.	Sub. No.						
<b>VETERANS ADMINISTRATION</b>										
PERSONAL FUNDS OF PATIENTS, VETERANS ADMINISTRATION	F. Y. NO YEAR T. Q. NO YEAR		36	6020	\$57,413,498.54 58,050,864.34	-----	-----	-\$637,365.80 -262,358.31	-----	\$58,050,864.34 58,313,222.65
FUNDS DUE INCOMPETENT BENEFICIARIES, VETERANS ADMINISTRATION	F. Y. NO YEAR T. Q. NO YEAR		35	6021	121,773.83 72,724.10	-----	-----	49,049.73 3,689.54	-----	72,724.10 69,034.56
EMPLOYEES' PAYROLL ALLOTMENT ACCOUNT, UNITED STATES SAVINGS BONDS, VETERANS ADMINISTRATION	F. Y. NO YEAR T. Q. NO YEAR		36	6050	1,476,582.82 1,459,173.54	-----	-----	17,409.28 40,467.55	-----	1,459,173.54 1,418,705.99
WITHHELD CITY INCOME TAXES, VETERANS ADMINISTRATION	F. Y. NO YEAR T. Q. NO YEAR		35	6057	152,448.53 533,601.03	-----	-----	-381,152.50 62,194.26	-----	533,601.03 471,406.77
WITHHELD STATE INCOME TAXES, VETERANS ADMINISTRATION	F. Y. NO YEAR T. Q. NO YEAR		36	6070	11,083,915.63 11,123,788.71	-----	-----	-39,873.08 3,290,618.41	-----	11,123,788.71 7,833,170.30
SUSPENSE, VETERANS ADMINISTRATION	F. Y. NO YEAR T. Q. NO YEAR		36	6875	5,421,244.11 726,668.31	-----	-----	4,694,575.80 -163,034.62	-----	726,668.31 889,702.93
<b>TOTAL, VETERANS ADMINISTRATION FY 1976 . . . . .</b>					<b>75,669,463.46</b>	<b>-----</b>	<b>-----</b>	<b>3,702,643.43</b>	<b>-----</b>	<b>71,966,820.03</b>
<b>TOTAL, VETERANS ADMINISTRATION T.Q. . . . .</b>					<b>71,966,820.03</b>	<b>-----</b>	<b>-----</b>	<b>2,971,576.83</b>	<b>-----</b>	<b>68,995,243.20</b>
<b>INDEPENDENT AGENCIES</b>										
<b>ACTION</b>										
EMPLOYEES' PAYROLL ALLOTMENT ACCOUNT, UNITED STATES SAVINGS BONDS, ACTION	F. Y. NO YEAR T. Q. NO YEAR		44	6050	65,108.97 44,074.13	-----	-----	21,034.84 24,083.28	-----	44,074.13 19,990.85
WITHHELD CITY INCOME TAXES, ACTION	F. Y. NO YEAR T. Q. NO YEAR		44	6057	87.00 1,589.20	-----	-----	-1,502.20 4.16	-----	1,589.20 1,585.04
WITHHELD STATE INCOME TAXES, ACTION	F. Y. NO YEAR T. Q. NO YEAR		44	6070	24,482.51 252,324.32	-----	-----	-227,841.81 69,566.62	-----	252,324.32 182,757.70
READJUSTMENT ALLOWANCES, ACTION	F. Y. NO YEAR T. Q. NO YEAR		44	5107	5,744,795.76 4,950,541.69	-----	-----	794,254.07 -195,594.41	-----	4,950,541.69 5,146,136.10
EMPLOYEE AND EMPLOYER CONTRIBUTIONS, FOREIGN GOVERNMENT SOCIAL SECURITY AND RELATED PROGRAMS, ACTION	F. Y. NO YEAR T. Q. NO YEAR		44	6130	244.57 263.64	-----	-----	-19.07 -368.10	-----	263.64 631.74
STIPENDS, ACTION	F. Y. NO YEAR T. Q. NO YEAR		44	6201	2,035,108.87 1,737,125.58	-----	-----	297,983.29 298,043.24	-----	1,737,125.58 1,439,082.34

SUSPENSE, ACTION	F.Y. NO YEAR 44 T.Q. NO YEAR	6875	63,133.16 94,403.85	-----	-----	-31,270.69 4,651.02	-----	94,403.85 89,752.83
TOTAL, ACTION FY 1976 . . . . .			7,932,960.84	-----	-----	852,638.43	-----	7,080,322.41
TOTAL, ACTION T.Q. . . . .			7,080,322.41	-----	-----	200,385.81	-----	6,879,936.60
AMERICAN BATTLE MONUMENTS COMMISSION								
EMPLOYEES' PAYROLL ALLOTMENT ACCOUNT, UNITED STATES SAVINGS BONDS, AMERICAN BATTLE MONUMENTS COMMISSION	F.Y. NO YEAR 74 T.Q. NO YEAR	6050	300.00 375.00	-----	-----	-75.00 225.00	-----	375.00 150.00
WITHHELD STATE INCOME TAXES, AMERICAN BATTLE MONUMENTS COMMISSION	F.Y. NO YEAR 74 T.Q. NO YEAR	6070	519.56 512.81	-----	-----	6.75 -51.74	-----	512.81 564.55
SUSPENSE, AMERICAN BATTLE MONUMENTS COMMISSION	F.Y. NO YEAR 74 T.Q. NO YEAR	6875	----- 41.50	-----	-----	----- -41.50	-----	41.50 41.50
TOTAL, AMERICAN BATTLE MONUMENTS COMMISSION FY 1976 . . . . .			819.56	-----	-----	-109.75	-----	929.31
TOTAL, AMERICAN BATTLE MONUMENTS COMMISSION T.Q. . . . .			929.31	-----	-----	173.26	-----	756.05
CIVIL AERONAUTICS BOARD								
EMPLOYEES' PAYROLL ALLOTMENT ACCOUNT, UNITED STATES SAVINGS BONDS, CIVIL AERONAUTICS BOARD	F.Y. NO YEAR 70 T.Q. NO YEAR	6050	5,889.87 6,105.80	-----	-----	-215.93 703.13	-----	6,105.80 5,402.67
WITHHELD STATE INCOME TAXES, CIVIL AERONAUTICS BOARD	F.Y. NO YEAR 70 T.Q. NO YEAR	6070	52,962.22 60,654.16	-----	-----	-7,691.94 -2,257.60	-----	60,654.16 62,911.76
SUSPENSE, CIVIL AERONAUTICS BOARD	F.Y. NO YEAR 70 T.Q. NO YEAR	6875	10,135.00 21,744.71	-----	-----	-11,609.71 -1,595.08	-----	21,744.71 23,339.79
TOTAL, CIVIL AERONAUTICS BOARD FY 1976 . . . . .			68,987.09	-----	-----	-19,517.58	-----	88,504.67
TOTAL, CIVIL AERONAUTICS BOARD T.Q. . . . .			88,504.67	-----	-----	-3,149.55	-----	91,654.22



Appropriations, Outlays, and Balances - Continued

Appropriation or Fund Account Title 1/		Period of availability	Account symbol			Balances beginning of fiscal year	Appropriations and other obligational authority	Transfers, borrowings, and investments (net)	Outlays (net)	Balances withdrawn and other transactions	Balances end of fiscal year 2/
			Dept. Reg.	Account No.	Sub. No.						
INDEPENDENT AGENCIES-CONTINUED											
CIVIL SERVICE COMMISSION											
EMPLOYEES' PAYROLL ALLOTMENT ACCOUNT, UNITED STATES SAVINGS BONDS, CIVIL SERVICE COMMISSION	F. Y.	NO YEAR	24	6050		-27,301.61	- - - - -	- - - - -	- \$ 79,728.89	- - - - -	\$52,427.28
	T. Q.	NO YEAR				52,427.28	- - - - -	- - - - -	4,191.63	- - - - -	48,235.65
WITHHELD CITY INCOME TAXES, CIVIL SERVICE COMMISSION	F. Y.	NO YEAR	24	6057		5,364.05	- - - - -	- - - - -	-23,594.23	- - - - -	28,958.28
	T. Q.	NO YEAR				28,958.28	- - - - -	- - - - -	41,320.61	- - - - -	-12,362.33
WITHHELD STATE INCOME TAXES, CIVIL SERVICE COMMISSION	F. Y.	NO YEAR	24	6070		146,041.67	- - - - -	- - - - -	-355,637.65	- - - - -	501,679.32
	T. Q.	NO YEAR				501,679.32	- - - - -	- - - - -	492,545.44	- - - - -	9,133.88
SUSPENSE, CIVIL SERVICE COMMISSION	F. Y.	NO YEAR	24	6875		3,113.90	- - - - -	- - - - -	-3,665.63	- - - - -	6,779.53
	T. Q.	NO YEAR				6,779.53	- - - - -	- - - - -	391.12	- - - - -	6,388.41
TOTAL, CIVIL SERVICE COMMISSION FY 1976 . . . . .						127,218.01	- - - - -	- - - - -	-462,626.40	- - - - -	589,844.41
TOTAL, CIVIL SERVICE COMMISSION T.Q. . . . .						589,844.41	- - - - -	- - - - -	538,448.80	- - - - -	51,395.61
COMMISSION OF FINE ARTS											
WITHHELD STATE INCOME TAXES, COMMISSION OF FINE ARTS	F. Y.	NO YEAR	37	6070		1,551.76	- - - - -	- - - - -	-1,927.76	- - - - -	3,479.52
	T. Q.	NO YEAR				3,479.52	- - - - -	- - - - -	-176.63	- - - - -	3,656.15
TOTAL, COMMISSION OF FINE ARTS FY 1976 . . . . .						1,551.76	- - - - -	- - - - -	-1,927.76	- - - - -	3,479.52
TOTAL, COMMISSION OF FINE ARTS T.Q. . . . .						3,479.52	- - - - -	- - - - -	-176.63	- - - - -	3,656.15

COMMODITY FUTURES TRADING COMMISSION										
FEEs AND OTHER CHARGES, COMMODITY FUTURES TRADING COMMISSION	F.Y. NO YEAR 95 T.Q. NO YEAR	6729	416,564.00 787,769.06	-----	-----			-371,205.06 -79,637.30	----- -----	787,769.06 867,406.36
TOTAL, COMMODITY FUTURES TRADING COMMISSION FY 1976 . . . . .			416,564.00	-----	-----			-371,205.06	-----	787,769.06
TOTAL, COMMODITY FUTURES TRADING COMMISSION T.Q. . . . .			787,769.06	-----	-----			-79,637.30	-----	867,406.36
COMMUNITY SERVICES ADMINISTRATION										
EMPLOYEES' PAYROLL ALLOTMENT ACCOUNT, UNITED STATES SAVINGS BONDS, COMMUNITY SERVICES ADMINISTRATION	F.Y. NO YEAR 81 T.Q. NO YEAR	6050	4,772.73 4,249.21	-----	-----			523.52 -911.24	----- -----	4,249.21 5,160.45
WITHHELD CITY INCOME TAXES, COMMUNITY SERVICES ADMINISTRATION	F.Y. NO YEAR 81 T.Q. NO YEAR	6057	2,209.20 5,249.11	-----	-----			-3,039.91 -515.25	----- -----	5,249.11 5,764.36
WITHHELD STATE INCOME TAXES, COMMUNITY SERVICES ADMINISTRATION	F.Y. NO YEAR 81 T.Q. NO YEAR	6070	68,145.91 64,309.20	-----	-----			3,836.71 -859.67	----- -----	64,309.20 65,168.87
SUSPENSE, COMMUNITY SERVICES ADMINISTRATION	F.Y. NO YEAR 81 T.Q. NO YEAR	6875	429.88 1,253.92	-----	-----			-824.04 -633.31	----- -----	1,253.92 1,887.23
TOTAL, COMMUNITY SERVICES ADMINISTRATION FY 1976 . . . . .			75,557.72	-----	-----			496.28	-----	75,061.44
TOTAL, COMMUNITY SERVICES ADMINISTRATION T.Q. . . . .			75,061.44	-----	-----			-2,919.47	-----	77,980.91
CONSUMER PRODUCT SAFETY COMMISSION										
EMPLOYEES' PAYROLL ALLOTMENT ACCOUNT, UNITED STATES SAVINGS BONDS, CONSUMER PRODUCT SAFETY COMMISSION	F.Y. NO YEAR 61 T.Q. NO YEAR	6050	3,617.24 5,372.70	-----	-----			-1,755.46 585.29	----- -----	5,372.70 4,787.41
WITHHELD CITY INCOME TAXES, CONSUMER PRODUCT SAFETY COMMISSION	F.Y. NO YEAR 61 T.Q. NO YEAR	6057	414.00 3,226.22	-----	-----			-2,812.22 981.15	----- -----	3,226.22 2,245.07

Appropriations, Outlays, and Balances - Continued

Appropriation or Fund Account		Account symbol			Balances beginning of fiscal year	Appropriations and other obligational authority	Transfers, borrowings, and investments (net)	Outlays (net)	Balances withdrawn and other transactions	Balances end of fiscal year 2/
Title 1/	Period of availability	Dept. Reg. Tr. From	Account No.	Sub. No.						
INDEPENDENT AGENCIES-CONTINUED										
CONSUMER PRODUCT SAFETY COMMISSION CONTINUED										
WITHHELD STATE INCOME TAXES, CONSUMER PRODUCT SAFETY COMMISSION	F. Y. NO YEAR 61 T. Q. NO YEAR		6070		\$145,583.47 227,346.33	-----	-----	-\$81,762.86 35,315.86	-----	\$227,346.33 192,030.47
TOTAL, CONSUMER PRODUCT SAFETY COMMISSION FY 1976 . . . . .					149,614.71	-----	-----	-86,330.54	-----	235,945.25
TOTAL, CONSUMER PRODUCT SAFETY COMMISSION T.Q. . . . .					235,945.25	-----	-----	36,882.30	-----	199,062.95
EQUAL EMPLOYMENT OPPORTUNITY COMMISSION										
EMPLOYEES' PAYROLL ALLOTMENT ACCOUNT, UNITED STATES SAVINGS BONDS, EQUAL EMPLOYMENT OPPORTUNITY COMMISSION	F. Y. NO YEAR 45 T. Q. NO YEAR		6050		13,853.63 25,624.62	-----	-----	-11,770.99 -22,650.81	-----	25,624.62 48,275.43
WITHHELD CITY INCOME TAXES, EQUAL EMPLOYMENT OPPORTUNITY COMMISSION	F. Y. NO YEAR 45 T. Q. NO YEAR		6057		4,736.77 51,357.76	-----	-----	-46,620.99 20,813.34	-----	51,357.76 30,544.42
WITHHELD STATE INCOME TAXES, EQUAL EMPLOYMENT OPPORTUNITY COMMISSION	F. Y. NO YEAR 45 T. Q. NO YEAR		6070		182,811.98 566,107.30	-----	-----	-383,295.32 288,426.50	-----	566,107.30 277,680.80
SUSPENSE, EQUAL EMPLOYMENT OPPORTUNITY COMMISSION	F. Y. NO YEAR 45 T. Q. NO YEAR		6875		-3,496.56 -11,882.26	-----	-----	8,385.70	-----	-11,882.26 -11,382.26
TOTAL, EQUAL EMPLOYMENT OPPORTUNITY COMMISSION FY 1976 . . . . .					197,905.82	-----	-----	-433,301.60	-----	631,207.42
TOTAL, EQUAL EMPLOYMENT OPPORTUNITY COMMISSION T.Q. . . . .					631,207.42	-----	-----	286,589.03	-----	344,618.39
FARM CREDIT ADMINISTRATION										
BANKS FOR COOPERATIVES FUND TRANSFER TO UNITED STATES TREASURY SPECIAL AGENT ACCOUNT	F. Y. NO YEAR 20 78 T. Q. NO YEAR		5036		-987,944.09 -940,011.40	-----	-----	-47,932.69	-----	-940,011.40 -940,011.40

FEDERAL LAND BANKS FUND									
TRANSFER TO									
UNITED STATES TREASURY,									
SPECIAL AGENT ACCOUNT									
F.Y.	NO YEAR	20 78	6038	-36,908.80					
T.Q.	NO YEAR			877,140.77					877,140.77
EMPLOYEES' PAYROLL ALLOTMENT									
ACCOUNT, UNITED STATES SAVINGS									
BONDS, FARM CREDIT ADMINISTRATION									
F.Y.	NO YEAR	78	6050	5,037.25					
T.Q.	NO YEAR			5,022.86					5,022.86
FEDERAL INTERMEDIATE CREDIT									
BANKS FUND									
TRANSFER TO									
UNITED STATES TREASURY,									
SPECIAL AGENT ACCOUNT									
F.Y.	NO YEAR	20 78	6053	413,926.23					
T.Q.	NO YEAR			375,075.99					375,075.99
WITHHELD CITY INCOME TAXES, FARM									
CREDIT ADMINISTRATION									
F.Y.	NO YEAR	78	6057						
T.Q.	NO YEAR			155.47					155.47
WITHHELD STATE INCOME TAXES,									
FARM CREDIT ADMINISTRATION									
F.Y.	NO YEAR	78	6070	31,696.92					
T.Q.	NO YEAR			33,470.37					33,470.37
TOTAL, FARM CREDIT									
ADMINISTRATION FY 1976 . . . . .				-574,192.49					350,854.06
TOTAL, FARM CREDIT									
ADMINISTRATION T.Q. . . . .				350,854.06					346,124.04
FEDERAL COMMUNICATIONS COMMISSION									
EMPLOYEES' PAYROLL ALLOTMENT									
ACCOUNT, UNITED STATES SAVINGS									
BONDS, FEDERAL COMMUNICATIONS									
COMMISSION									
F.Y.	NO YEAR	27	6050	10,244.97					
T.Q.	NO YEAR			9,055.88					9,055.88
WITHHELD CITY INCOME TAXES,									
FEDERAL COMMUNICATIONS COMMISSION									
F.Y.	NO YEAR	27	6057	50.76					
T.Q.	NO YEAR			855.76					855.76
WITHHELD STATE INCOME TAXES,									
FEDERAL COMMUNICATIONS COMMISSION									
F.Y.	NO YEAR	27	6070	598.22					
T.Q.	NO YEAR			207,756.56					207,756.56
INTERNATIONAL TELECOMMUNICATION									
SETTLEMENTS									
F.Y.	NO YEAR	27	6089	680,040.79					
T.Q.	NO YEAR			694,320.38					694,320.38
FEES, SUSPENSE, FEDERAL COMMUNICATIONS									
COMMISSION									
F.Y.	NO YEAR	27	6725	57,446,677.80					
T.Q.	NO YEAR			5,042,016.27					5,042,016.27

Appropriations, Outlays, and Balances - Continued

Appropriation or Fund Account		Account symbol			Balances beginning of fiscal year	Appropriations and other obligational authority	Transfers, borrowings, and investments (net)	Outlays (net)	Balances withdrawn and other transactions	Balances end of fiscal year 2/
Title 1/	Period of availability	Dept. Reg	Account No.	Sub. No.						
<b>INDEPENDENT AGENCIES-CONTINUED</b>										
<b>FEDERAL COMMUNICATIONS COMMISSION-CONTINUED</b>										
SUSPENSE, FEDERAL COMMUNICATIONS COMMISSION	F.Y. NO YEAR 27 T.Q. NO YEAR		6875		\$14,841.25 15,984.91	----- -----	----- -----	-\$1,143.66 -3,707.68	----- -----	\$15,984.91 19,692.59
TOTAL, FEDERAL COMMUNICATIONS COMMISSION FY 1976 . . . . .					58,152,453.79	-----	-----	52,182,464.03	-----	5,969,989.76
TOTAL, FEDERAL COMMUNICATIONS COMMISSION T.Q. . . . .					5,969,989.76	-----	-----	-1,773,389.19	-----	7,743,378.95
<b>FEDERAL ENERGY ADMINISTRATION</b>										
EMPLOYEES PAYROLL ALLIANCE ACCOUNT, UNITED STATES SAVINGS BONDS, FEDERAL ENERGY ADMINISTRATION	F.Y. NO YEAR 92 T.Q. NO YEAR		6050		-7,934.91 -10,914.06	----- -----	----- -----	2,979.15 -321,821.63	----- -----	-10,914.06 310,907.57
WITHHELD CITY INCOME TAXES, FEDERAL ENERGY ADMINISTRATION	F.Y. NO YEAR 92 T.Q. NO YEAR		6057		15,021.00 19,880.56	----- -----	----- -----	-4,859.56 -28,990.45	----- -----	19,880.56 48,871.01
WITHHELD STATE INCOME TAXES, FEDERAL ENERGY ADMINISTRATION	F.Y. NO YEAR 92 T.Q. NO YEAR		6070		50,746.62 167,620.28	----- -----	----- -----	-116,873.66 88,926.23	----- -----	167,620.28 78,694.05
DEPOSITS, FEES FOR LICENSES TO IMPORT PETROLEUM AND PETROLEUM PRODUCTS HELD FROM AUGUST 11, 1975 UNTIL ADJUDICATED BY COURT ORDER, FEDERAL ENERGY ADMINISTRATION	F.Y. NO YEAR 92 T.Q. NO YEAR		6088 <sup>7</sup>		----- -----	----- -----	----- -----	-\$1,712,430,000.00 1,712,430,000.00	----- -----	----- 1,712,430,000.00
INVESTMENT IN PUBLIC DEBT SECURITIES	F.Y. NO YEAR 92 T.Q. NO YEAR		6088		1,712,430,000.00 -0-	----- -----	----- -----	-1,712,430,000.00 -----	----- -----	----- -0-
TOTAL, FEDERAL ENERGY ADMINISTRATION FY 1976 . . . . .					57,832.71	-----	-----	-118,754.07	-1,712,430,000.00	1,712,606,586.78
TOTAL, FEDERAL ENERGY ADMINISTRATION T.Q. . . . .					1,712,606,586.78	-----	-----	-261,885.85	1,712,430,000.00	438,472.63

FEDERAL HOME LOAN BANK BOARD	F.Y. NO YEAR 20 82 6018	96,578.29		96,578.29	
FEDERAL HOME LOAN BANKS FUND TRANSFER TO UNITED STATES TREASURY, SPECIAL AGENT ACCOUNT	T.Q. NO YEAR				
FEDERAL HOME LOAN MORTGAGE CORPORATION TRANSFER TO UNITED STATES TREASURY, SPECIAL AGENT ACCOUNT	F.Y. NO YEAR 20 82 6052	744,220.99		744,220.99	
	T.Q. NO YEAR				
TOTAL, FEDERAL HOME LOAN BANK BOARD FY 1976 . . . . .		840,799.28		840,799.28	
TOTAL, FEDERAL HOME LOAN BANK BOARD T.Q. . . . .					
FEDERAL MARITIME COMMISSION					
SUSPENSE, FEDERAL MARITIME COMMISSION	F.Y. NO YEAR 65 6875	61,593.00		-11,270.00	72,863.00
	T.Q. NO YEAR	72,863.00		-3,021.00	75,884.00
TOTAL, FEDERAL MARITIME COMMISSION FY 1976 . . . . .		61,593.00		-11,270.00	72,863.00
TOTAL, FEDERAL MARITIME COMMISSION T.Q. . . . .		72,863.00		-3,021.00	75,884.00
FEDERAL MEDIATION AND CONCILIATION SERVICE					
EMPLOYEES' PAYROLL ADJUSTMENT ACCOUNT, UNITED STATES SAVINGS BONDS, FEDERAL MEDIATION AND CONCILIATION SERVICE	F.Y. NO YEAR 93 6050	14,407.51		11,028.48	3,379.03
	T.Q. NO YEAR	3,379.03		30.71	3,348.32

FOOTNOTES AT END OF CHAPTER

Appropriations, Outlays, and Balances - Continued

Appropriation or Fund Account		Account symbol			Balances beginning of fiscal year	Appropriations and other obligational authority	Transfers, borrowings, and investments (net)	Outlays (net)	Balances withdrawn and other transactions	Balances end of fiscal year 2/
Title 1/	Period of availability	Dept. Reg.	Account No.	Sub. No.						
INDEPENDENT AGENCIES-CONTINUED										
FEDERAL MEDIATION AND CONCILIATION SERVICE-CONTINUED										
WITHHELD STATE INCOME TAXES, FEDERAL MEDIATION AND CONCILIATION SERVICE	F.Y. NO YEAR 9/		6070		\$74,845.42	-----	-----	\$14,060.14	-----	\$60,785.28
	T.Q. NO YEAR				60,785.28	-----	-----	49,864.45	-----	10,920.83
TOTAL, FEDERAL MEDIATION AND CONCILIATION SERVICE FY 1976. . . . .					89,252.93	-----	-----	25,088.62	-----	64,164.31
TOTAL, FEDERAL MEDIATION AND CONCILIATION SERVICE T.Q. . . . .					64,164.31	-----	-----	49,895.15	-----	14,269.15
FEDERAL METAL AND NONMETALLIC MINE SAFETY BOARD OF REVIEW										
WITHHELD STATE INCOME TAXES, FEDERAL METAL AND NONMETALLIC MINE SAFETY BOARD OF REVIEW	F.Y. NO YEAR 53		6070		204.75	-----	-----	204.75	-----	-----
	T.Q. NO YEAR				-----	-----	-----	-----	-----	-----
TOTAL, FEDERAL METAL AND NONMETALLIC MINE SAFETY BOARD OF REVIEW FY 1976. . . . .					204.75	-----	-----	204.75	-----	-----
TOTAL, FEDERAL METAL AND NONMETALLIC MINE SAFETY BOARD OF REVIEW T.Q. . . . .					-----	-----	-----	-----	-----	-----
FEDERAL POWER COMMISSION										
EMPLOYEES' PAYROLL ALLIANCE ACCOUNT, UNITED STATES SAVINGS BONDS, FEDERAL POWER COMMISSION	F.Y. NO YEAR 26		6050		21,751.72	-----	-----	161.95	-----	21,589.77
	T.Q. NO YEAR				21,589.77	-----	-----	14,760.13	-----	6,829.64
WITHHELD CITY INCOME TAXES, FEDERAL POWER COMMISSION	F.Y. NO YEAR 26		6057		-----	-----	-----	-323.06	-----	323.06
	T.Q. NO YEAR				323.06	-----	-----	-3.10	-----	326.16
WITHHELD STATE INCOME TAXES, FEDERAL POWER COMMISSION	F.Y. NO YEAR 26		6070		159,396.11	-----	-----	13,108.68	-----	146,287.43
	T.Q. NO YEAR				146,287.43	-----	-----	6,324.92	-----	139,962.51





Appropriations, Outlays, and Balances - Continued

Appropriation or Fund Account		Account symbol			Balances beginning of fiscal year	Appropriations and other obligational authority	Transfers, borrowings, and investments (net)	Outlays (net)	Balances withdrawn and other transactions	Balances end of fiscal year 2/
Title 1/	Period of availability	Dept. Reg.	Account No.	Sub. No.						
<b>INDEPENDENT AGENCIES-CONTINUED</b>										
<b>FOREIGN CLAIMS SETTLEMENT COMMISSION-CONTINUED</b>										
WAR CLAIMS FUND, FOREIGN CLAIMS SETTLEMENT COMMISSION (T)	F.Y. NO YEAR 79		6078		\$183,891.28	-	-	-	-	\$183,922.14
	T.Q. NO YEAR				183,922.14	-	-	-	-	183,953.06
TRANSFER TO TREASURY	F.Y. NO YEAR 20 79		6078		1,630,210.15	-	-	729,679.44	-	900,530.71
	T.Q. NO YEAR				900,530.71	-	-	2,972.80	-	897,557.91
					-0-	-	-	-	-	-0-
<b>TOTAL, FOREIGN CLAIMS SETTLEMENT COMMISSION FY 1976 . . . . .</b>					<b>1,814,366.24</b>	<b>-</b>	<b>-</b>	<b>729,648.58</b>	<b>-</b>	<b>1,084,717.66</b>
<b>TOTAL, FOREIGN CLAIMS SETTLEMENT COMMISSION T.Q. . . . .</b>					<b>1,084,717.66</b>	<b>-</b>	<b>-</b>	<b>2,941.88</b>	<b>-</b>	<b>1,081,775.78</b>
<b>HISTORICAL AND MEMORIAL COMMISSIONS</b>										
EMPLOYEES' PAYROLL ALLOTMENT ACCOUNT, UNITED STATES SAVINGS BONDS, AMERICAN REVOLUTION BICENTENNIAL ADMINISTRATION	F.Y. NO YEAR 76		6050	19	182.96	-	-	-573.71	-	756.67
	T.Q. NO YEAR				756.67	-	-	53.62	-	703.05
WITHHELD CITY INCOME TAXES, AMERICAN REVOLUTION BICENTENNIAL ADMINISTRATION	F.Y. NO YEAR 76		6057	19	-	-	-	-382.79	-	382.79
	T.Q. NO YEAR				382.79	-	-	-307.46	-	690.25
WITHHELD STATE INCOME TAXES, AMERICAN REVOLUTION BICENTENNIAL ADMINISTRATION	F.Y. NO YEAR 76		6070	19	12,472.38	-	-	-8,397.14	-	20,869.52
	T.Q. NC YEAR				20,869.52	-	-	-4,893.18	-	25,762.70
<b>TOTAL, HISTORICAL AND MEMORIAL COMMISSIONS FY 1976 . . . . .</b>					<b>12,655.34</b>	<b>-</b>	<b>-</b>	<b>-9,353.64</b>	<b>-</b>	<b>22,008.98</b>
<b>TOTAL, HISTORICAL AND MEMORIAL COMMISSIONS T.Q. . . . .</b>					<b>22,008.98</b>	<b>-</b>	<b>-</b>	<b>-5,147.02</b>	<b>-</b>	<b>27,156.00</b>

INDIAN CLAIMS COMMISSION											
EMPLOYEES' PAYROLL ALLOTMENT ACCOUNT, UNITED STATES SAVINGS BONDS, INDIAN CLAIMS COMMISSION	F.Y.	NO YEAR	95	6050	1	791.75	-----	-----	440.87	-----	350.88
	T.Q.	NO YEAR				350.88	-----	-----	359.91	-----	-9.03
WITHHELD STATE INCOME TAXES, INDIAN CLAIMS COMMISSION	F.Y.	NO YEAR	95	6070	1	4,127.62	-----	-----	-730.84	-----	4,858.46
	T.Q.	NO YEAR				4,858.46	-----	-----	117.93	-----	4,740.53
TOTAL, INDIAN CLAIMS COMMISSION FY 1976						4,919.37	-----	-----	-289.97	-----	5,209.34
TOTAL, INDIAN CLAIMS COMMISSION T.Q.						5,209.34	-----	-----	477.84	-----	4,731.50
INTERGOVERNMENTAL AGENCIES											
EMPLOYEES' PAYROLL ALLOTMENT ACCOUNT, UNITED STATES SAVINGS BONDS, ADVISORY COMMISSION ON INTERGOVERNMENTAL RELATIONS	F.Y.	NO YEAR	55	6050		3,135.88	-----	-----	-3,065.33	-----	6,201.21
	T.Q.	NO YEAR				6,201.21	-----	-----	5.66	-----	6,195.55
EMPLOYEES' PAYROLL ALLOTMENT ACCOUNT, UNITED STATES SAVINGS BONDS, DELAWARE RIVER BASIN COMMISSION	F.Y.	NO YEAR	46	6050	1	18.75	-----	-----	-18.75	-----	37.50
	T.Q.	NO YEAR				37.50	-----	-----	-18.75	-----	56.25
EMPLOYEES' PAYROLL ALLOTMENT ACCOUNT, UNITED STATES SAVINGS BONDS, SUSQUEHANNA RIVER BASIN COMMISSION	F.Y.	NO YEAR	46	6050	5	-----	-----	-----	-75.00	-----	75.00
	T.Q.	NO YEAR				75.00	-----	-----	-----	-----	75.00
WITHHELD STATE INCOME TAXES, ADVISORY COMMISSION ON INTERGOVERNMENTAL RELATIONS	F.Y.	NO YEAR	55	6070		3,065.71	-----	-----	4,507.50	-----	-1,441.79
	T.Q.	NO YEAR				-1,441.79	-----	-----	-2,631.89	-----	1,190.10
WITHHELD STATE INCOME TAXES, DELAWARE RIVER BASIN COMMISSION	F.Y.	NO YEAR	46	6070	1	509.79	-----	-----	-173.95	-----	683.74
	T.Q.	NO YEAR				683.74	-----	-----	-176.25	-----	859.99
WITHHELD STATE INCOME TAXES, SUSQUEHANNA RIVER BASIN COMMITTEE	F.Y.	NO YEAR	46	6070	5	120.02	-----	-----	-71.11	-----	191.13
	T.Q.	NO YEAR				191.13	-----	-----	-60.53	-----	251.66
STATE PARTICIPATION, APPALACHIAN REGIONAL COMMISSION	F.Y.	NO YEAR	46	6077		67,793.94	-----	-----	35,457.17	-----	32,336.77
	T.Q.	NO YEAR				32,336.77	-----	-----	-935.93	-----	33,272.70
TOTAL, INTERGOVERNMENTAL AGENCIES FY 1976						74,644.09	-----	-----	36,560.53	-----	38,083.56
TOTAL, INTERGOVERNMENTAL AGENCIES T.Q.						38,083.56	-----	-----	-3,817.69	-----	41,901.25

Appropriations, Outlays, and Balances - Continued

Appropriation or Fund Account		Account symbol			Balances beginning of fiscal year	Appropriations and other obligational authority	Transfers, borrowings, and investments (net)	Outlays (net)	Balances withdrawn and other transactions	Balances end of fiscal year 2/
Title 1/	Period of availability	Dept. Reg. Tr. From	Account No.	Sub. No.						
<b>INDEPENDENT AGENCIES-CONTINUED</b>										
<b>INTERSTATE COMMERCE COMMISSION</b>										
EMPLOYEES, PAYROLL ALLOTMENT ACCOUNT, UNITED STATES SAVINGS FUNDS, INTERSTATE COMMERCE COMMISSION	F.Y. NO YEAR 30 T.Q. NC YEAR		6050		\$12,307.87 11,896.53	- - - - -	\$411.34 -227.59	- - - - -		\$11,896.53 12,124.12
WITHHELD CITY INCOME TAXES, INTERSTATE COMMERCE COMMISSION	F.Y. NC YEAR 30 T.Q. NC YEAR		6057		289.72 2,998.12	- - - - -	-2,708.40 -21.49	- - - - -		2,998.12 3,019.61
WITHHELD STATE INCOME TAXES, INTERSTATE COMMERCE COMMISSION	F.Y. NC YEAR 30 T.Q. NC YEAR		6070		116,775.04 129,332.79	- - - - -	-12,557.75 129,332.79	- - - - -		129,332.79 -
UNEARNED FEES, ADMISSION OF ATTORNEYS, INTERSTATE COMMERCE COMMISSION	F.Y. NO YEAR 30 T.Q. NC YEAR		6174		10,890.00 15,685.00	- - - - -	-4,795.00 110.00	- - - - -		15,685.00 15,575.00
SUSPENSE, INTERSTATE COMMERCE COMMISSION	F.Y. NO YEAR 30 T.Q. NC YEAR		6875		5,608.06 -42.92	- - - - -	5,650.98 -7,693.29	- - - - -		-42.92 7,650.37
TOTAL, INTERSTATE COMMERCE COMMISSION FY 1976 . . . . .					145,870.69	- - - - -	-13,998.83	- - - - -		159,869.52
TOTAL, INTERSTATE COMMERCE COMMISSION T.Q. . . . .					159,869.52	- - - - -	121,500.42	- - - - -		38,369.10
<b>NATIONAL CAPITAL HOUSING AUTHORITY</b>										
OPERATIONS AND MAINTENANCE, PROPERTIES AIDED BY PUBLIC HOUSING ADMINISTRATION, NATIONAL CAPITAL HOUSING AUTHORITY (T)	F.Y. NO YEAR 62 T.Q. NC YEAR		6032		475,382.67 100,232.81	- - - - -	375,149.86 100,000.00	- - - - -		100,232.81 232.81
EMPLOYEES' PAYROLL ALLOTMENT ACCOUNT, UNITED STATES SAVINGS FUNDS, NATIONAL CAPITAL HOUSING AUTHORITY	F.Y. NO YEAR 62 T.Q. NC YEAR		6050		115.78 115.78	- - - - -	- - - - -	- - - - -		115.78 115.78
WITHHELD STATE INCOME TAXES, NATIONAL CAPITAL HOUSING AUTHORITY	F.Y. NO YEAR 62 T.Q. NC YEAR		6070		-136.39 -136.39	- - - - -	- - - - -	- - - - -		-136.39 -136.39
TOTAL, NATIONAL CAPITAL HOUSING AUTHORITY FY 1976 . . . . .					475,362.06	- - - - -	375,149.86	- - - - -		100,212.20
TOTAL, NATIONAL CAPITAL HOUSING AUTHORITY T.Q. . . . .					100,212.20	- - - - -	100,000.00	- - - - -		212.20

NATIONAL CAPITAL PLANNING COMMISSION								
EMPLOYEES' PAYROLL ALLOTMENT ACCOUNT, UNITED STATES SAVINGS BONDS, NATIONAL CAPITAL PLANNING COMMISSION	F.Y. NC YEAR 32 T.G. NC YEAR	6050	-126.92 292.81	-----	-----	-419.73 -91.35	-----	292.81 384.16
WITHHELD STATE INCOME TAXES, NATIONAL CAPITAL PLANNING COMMISSION	F.Y. NC YEAR 32 T.G. NC YEAR	6070	14,650.58 36,235.97	-----	-----	-21,585.39 24,414.88	-----	36,235.97 11,821.09
TOTAL, NATIONAL CAPITAL PLANNING COMMISSION FY 1976 . . . . .			14,523.66	-----	-----	-22,005.12	-----	36,528.78
TOTAL, NATIONAL CAPITAL PLANNING COMMISSION T.G. . . . .			36,528.78	-----	-----	24,323.53	-----	12,205.25
NATIONAL CREDIT UNION ADMINISTRATION								
EMPLOYEES' PAYROLL ALLOTMENT ACCOUNT, UNITED STATES SAVINGS BONDS, NATIONAL CREDIT UNION ADMINISTRATION	F.Y. NC YEAR 25 T.G. NC YEAR	6050	3,353.05 1,554.69	-----	-----	1,798.36 110.59	-----	1,554.69 1,444.10
WITHHELD CITY INCOME TAXES, NATIONAL CREDIT UNION ADMINISTRATION	F.Y. NC YEAR 25 T.G. NC YEAR	6057	57.96 3,880.64	-----	-----	-3,822.68 1,348.23	-----	3,880.64 2,532.41
WITHHELD STATE INCOME TAXES, NATIONAL CREDIT UNION ADMINISTRATION	F.Y. NC YEAR 25 T.G. NC YEAR	6070	32,566.41 42,046.05	-----	-----	-9,479.64 10,826.94	-----	42,046.05 31,219.11
SUSPENSE, NATIONAL CREDIT UNION ADMINISTRATION	F.Y. NC YEAR 25 T.G. NC YEAR	6875	527,296.02	-----	-----	527,296.02	-----	
TOTAL, NATIONAL CREDIT UNION ADMINISTRATION FY 1976 . . . . .			563,272.44	-----	-----	515,792.06	-----	47,481.38
TOTAL, NATIONAL CREDIT UNION ADMINISTRATION T.G. . . . .			47,481.38	-----	-----	12,285.76	-----	35,195.62
NATIONAL FOUNDATION ON THE ARTS AND THE HUMANITIES								
EMPLOYEES' PAYROLL ALLOTMENT ACCOUNT, UNITED STATES SAVINGS BONDS, NATIONAL FOUNDATION ON THE ARTS AND THE HUMANITIES	F.Y. NC YEAR 59 T.G. NC YEAR	6050	465.29 378.26	-----	-----	91.03 -70.95	-----	378.26 449.21

Appropriations, Outlays, and Balances - Continued

Appropriation or Fund Account Title 1/	Period of availability	Account symbol			Balances beginning of fiscal year	Appropriations and other obligational authority	Transfers, borrowings, and investments (net)	Outlays (net)	Balances withdrawn and other transactions	Balances end of fiscal year 2/
		Dept. Reg.	Tr. From	Account No.						
INDEPENDENT AGENCIES-CONTINUED										
NATIONAL FOUNDATION ON THE ARTS AND THE HUMANITIES-CONTINUED										
WITHHELD STATE INCOME TAXES, NATIONAL FOUNDATION ON THE ARTS AND THE HUMANITIES	F.Y. NC YEAR 59 T.G. NC YEAR			6070	-113,723.60 24,623.43	-----	-----	-38,347.03 -432.17	-----	\$24,623.43 25,055.60
TOTAL, NATIONAL FOUNDATION ON THE ARTS AND THE HUMANITIES FY 1976 . . . . .					-13,254.31	-----	-----	-38,256.00	-----	25,001.69
TOTAL, NATIONAL FOUNDATION ON THE ARTS AND THE HUMANITIES T.G. . . . .					25,001.69	-----	-----	-503.12	-----	25,504.81
NATIONAL LABOR RELATIONS BOARD										
EMPLOYEES' PAYROLL ALLOTMENT ACCOUNT, UNITED STATES SAVINGS BONDS, NATIONAL LABOR RELATIONS BOARD	F.Y. NC YEAR 63 T.G. NC YEAR			6050	9,647.88 28,034.79	-----	-----	-18,386.91 -18,264.30	-----	28,034.79 46,299.09
WITHHELD CITY INCOME TAXES, NATIONAL LABOR RELATIONS BOARD	F.Y. NC YEAR 63 T.G. NC YEAR			6057	596.07 -----	-----	-----	596.07 -1,641.20	-----	----- 1,641.20
WITHHELD STATE INCOME TAXES, NATIONAL LABOR RELATIONS BOARD	F.Y. NC YEAR 63 T.G. NC YEAR			6070	77,873.31 438.50	-----	-----	77,434.81 -18,516.10	-----	438.50 18,954.60
SUSPENSE, NATIONAL LABOR RELATIONS BOARD	F.Y. NC YEAR 63 T.G. NC YEAR			6875	45,159.39 44,362.41	-----	-----	796.98 -9,218.18	-----	44,362.41 53,580.59
TOTAL, NATIONAL LABOR RELATIONS BOARD FY 1976 . . . . .					133,276.65	-----	-----	60,440.95	-----	72,835.70
TOTAL, NATIONAL LABOR RELATIONS BOARD T.G. . . . .					72,835.70	-----	-----	-47,639.78	-----	120,475.48
NATIONAL MEDIATION BOARD										
EMPLOYEES' PAYROLL ALLOTMENT ACCOUNT, UNITED STATES SAVINGS BONDS, NATIONAL MEDIATION BOARD	F.Y. NC YEAR 22 T.G. NC YEAR			6050	462.50 418.75	-----	-----	43.75 -18.75	-----	418.75 437.50

WITHHELD STATE INCOME TAXES, NATIONAL MEDIATION BOARD	F.Y. NC YEAR 22 T.G. NC YEAR	6070	8,845.67 6,351.03	----- -----	----- -----	2,498.64 -10.84	----- -----	6,351.03 5,361.87
TOTAL, NATIONAL MEDIATION BOARD FY 1976 . . . . .			9,312.17	-----	-----	2,542.39	-----	6,769.78
TOTAL, NATIONAL MEDIATION BOARD T.O. . . . .			6,765.78	-----	-----	-29.59	-----	6,799.37
NATIONAL SCIENCE FOUNDATION								
EMPLOYEES' PAYROLL ALLOTMENT ACCT, UNITED STATES SAVINGS BONDS, NATIONAL SCIENCE FOUNDATION	F.Y. NC YEAR 49 T.G. NC YEAR	6050	6,800.62 5,258.85	----- -----	----- -----	1,501.73 -273.85	----- -----	5,298.89 5,572.74
WITHHELD STATE INCOME TAXES, NATIONAL SCIENCE FOUNDATION	F.Y. NC YEAR 49 T.G. NC YEAR	6070	143,162.80 105,954.02	----- -----	----- -----	37,208.78 -110,268.37	----- -----	105,954.02 216,222.39
DEPOSITS, NORTH ATLANTIC TREATY ORGANIZATION, NATIONAL SCIENCE FOUNDATION	F.Y. NC YEAR 49 T.G. NC YEAR	6138	----- 388,215.71	----- -----	----- -----	-388,315.71 -703,896.39	----- -----	388,315.71 1,092,212.10
SUSPENSE, NATIONAL SCIENCE FOUNDATION	F.Y. NC YEAR 49 T.G. NC YEAR	6875	1,505.35 4,238.04	----- -----	----- -----	-2,732.69 -----	----- -----	4,238.04 4,238.04
TOTAL, NATIONAL SCIENCE FOUNDATION FY 1976 . . . . .			151,468.77	-----	-----	-352,337.89	-----	503,806.66
TOTAL, NATIONAL SCIENCE FOUNDATION T.O. . . . .			503,806.66	-----	-----	-814,438.61	-----	1,318,245.27
NATIONAL TRANSPORTATION SAFETY BOARD								
EMPLOYEES' PAYROLL ALLOTMENT ACCT, UNITED STATES SAVINGS BONDS, NATIONAL TRANSPORTATION SAFETY BOARD	F.Y. NC YEAR 95 T.G. NC YEAR	6050	3 -7,044.10	----- -----	----- -----	7,044.10 -6,390.00	----- -----	-7,044.10 -654.10
WITHHELD CITY INCOME TAXES, NATIONAL TRANSPORTATION SAFETY BOARD	F.Y. NC YEAR 95 T.G. NC YEAR	6057	3 -685.97	----- -----	----- -----	685.97 -33.98	----- -----	-685.97 -651.99

Appropriations, Outlays, and Balances - Continued

Appropriation or Fund Account		Account symbol			Balances beginning of fiscal year	Appropriations and other obligational authority	Transfers, borrowings, and investments (net)	Outlays (net)	Balances withdrawn and other transactions	Balances end of fiscal year 2/
Title 1/	Period of availability	Dept. Reg. Tr. From	Account No.	Sub. No.						
INDEPENDENT AGENCIES-CONTINUED										
NATIONAL TRANSPORTATION SAFETY BOARD CONTINUED										
WITHHELD STATE INCOME TAXES, NATIONAL TRANSPORTATION SAFETY BOARD	F.Y. NC YEAR 95 T.G. NC YEAR		6070	3	----- \$26,285.13	-----	-----	-\$26,285.13 -2,342.69	-----	\$26,285.13 28,627.82
TOTAL, NATIONAL TRANSPORTATION SAFETY BOARD FY 1976 . . . . .					-----	-----	-----	-18,555.06	-----	18,555.06
TOTAL, NATIONAL TRANSPORTATION SAFETY BOARD T.O. . . . .					18,555.06	-----	-----	-8,766.67	-----	27,321.73
NUCLEAR REGULATORY COMMISSION										
EMPLOYEES PAYROLL ALLOTMENT ACCOUNT, UNITED STATES SAVINGS BONDS, NUCLEAR REGULATORY COMMISSION	F.Y. NC YEAR 31 T.G. NC YEAR		6050		-5,153.43 9,867.33	-----	-----	-15,020.76 -8,177.56	-----	9,867.33 18,044.89
WITHHELD STATE INCOME TAXES, NUCLEAR REGULATORY COMMISSION	F.Y. NC YEAR 31 T.G. NC YEAR		6070		164,676.57 242,303.04	-----	-----	-77,626.47 -133,902.31	-----	242,303.04 376,205.35
DEPOSITS AND PAYMENTS, COOPERATIVE PROGRAMS, NUCLEAR REGULATORY COMMISSION	T.G. NC YEAR 31 T.G. NC YEAR		6141		-----	-----	-----	-5,001,005.79	-----	5,001,005.79
SUSPENSE, NUCLEAR REGULATORY COMMISSION	F.Y. NC YEAR 31 T.G. NC YEAR		6875		759,372.85 4,264,594.15	-----	-----	-3,505,221.30 4,261,747.60	-----	4,264,594.15 2,846.55
TOTAL, NUCLEAR REGULATORY COMMISSION FY 1976 . . . . .					918,895.99	-----	-----	-3,597,868.53	-----	4,516,764.52
TOTAL, NUCLEAR REGULATORY COMMISSION T.O. . . . .					4,516,764.52	-----	-----	-881,338.06	-----	5,398,102.58

UNITED STATES POSTAL SERVICE

NET PROCEEDS FROM SALES AND  
WITHHELD FOR SAVINGS BONDS,  
POSTAL SERVICE FUND

F.Y. NC YEAR 18 4020  
T.O. NC YEAR

14,568,146.25  
15,003,056.25

-434,910.00  
-587,400.00

15,003,056.25  
15,590,456.25

TOTAL, UNITED STATES  
POSTAL SERVICE FY 1976 . . . . .

14,568,146.25

-434,910.00

15,003,056.25

TOTAL, UNITED STATES  
POSTAL SERVICE T.O. . . . .

15,003,056.25

-587,400.00

15,590,456.25

RAILROAD RETIREMENT BOARD

EMPLOYEES' PAYROLL ALLOTMENT  
ACCOUNT, UNITED STATES SAVINGS  
BONDS, RAILROAD RETIREMENT BOARD

F.Y. NC YEAR 60 6050  
T.O. NC YEAR

51,497.50  
24,677.50

26,820.00  
431.25

24,677.50  
24,246.25

WITHHELD CITY INCOME TAXES,  
RAILROAD RETIREMENT BOARD

F.Y. NC YEAR 60 6057  
T.O. NC YEAR

877.50  
7,610.83

-6,733.33  
811.80

7,610.83  
6,799.03

WITHHELD STATE INCOME TAXES,  
RAILROAD RETIREMENT BOARD

F.Y. NC YEAR 60 6070  
T.O. NC YEAR

50,858.83  
56,464.19

-5,605.36  
3,395.65

56,464.19  
53,068.54

SUSPENSE, RAILROAD RETIREMENT BOARD

F.Y. NC YEAR 60 6875  
T.O. NC YEAR

2,433.73  
6,136.36

-3,702.63  
1,451.35

6,136.36  
4,685.01

TOTAL, RAILROAD RETIREMENT  
BOARD FY 1976 . . . . .

105,667.56

10,778.68

94,888.88

TOTAL, RAILROAD RETIREMENT  
BOARD T.O. . . . .

94,888.88

6,090.05

88,798.83

RENEGOTIATION BOARD

EMPLOYEES' PAYROLL ALLOTMENT  
ACCOUNT, UNITED STATES SAVINGS  
BONDS, RENEGOTIATION BOARD

F.Y. NC YEAR 66 6050  
T.O. NC YEAR

1,903.49  
1,390.78

512.71  
150.53

1,390.78  
1,240.25

WITHHELD STATE INCOME TAXES,  
RENEGOTIATION BOARD

F.Y. NC YEAR 66 6070  
T.O. NC YEAR

28,752.09  
25,388.34

3,363.75  
1,243.75

25,388.34  
24,144.59

TOTAL, RENEGOTIATION  
BOARD FY 1976 . . . . .

30,655.58

3,876.46

26,779.12

TOTAL, RENEGOTIATION  
BOARD T.O. . . . .

26,779.12

1,394.28

25,384.84



Appropriations, Outlays, and Balances - Continued

Appropriation or Fund Account		Account symbol			Balances beginning of fiscal year	Appropriations and other obligational authority	Transfers, borrowings, and investments (net)	Outlays (net)	Balances withdrawn and other transactions	Balances end of fiscal year 2/
Title 1/	Period of availability	Dept. Reg.	Account No.	Sub. No.						
<b>INDEPENDENT AGENCIES-CONTINUED</b>										
<b>SECURITIES AND EXCHANGE COMMISSION</b>										
EMPLOYEES' PAYROLL ALLOTMENT ACCOUNT, UNITED STATES SAVINGS BONDS, SECURITIES AND EXCHANGE COMMISSION	F.Y. NO YEAR T.O. NC YEAR	50	6050		\$8,501.09 9,996.23	- - - - -	- - - - -	-\$1,495.14 1,661.95	- - - - -	\$9,996.23 8,334.28
WITHHELD CITY INCOME TAXES, SECURITIES AND EXCHANGE COMMISSION	F.Y. NO YEAR T.O. NC YEAR	50	6057		- - - - - -206.58	- - - - -	- - - - -	206.58 -2,666.03	- - - - -	-206.58 2,459.45
WITHHELD STATE INCOME TAXES, SECURITIES AND EXCHANGE COMMISSION	F.Y. NO YEAR T.O. NC YEAR	50	6070		.22 354.51	- - - - -	- - - - -	-354.29 390.29	- - - - -	354.51 -35.78
UNEARNED FEES, SECURITIES AND EXCHANGE COMMISSION (T)	F.Y. NO YEAR T.O. NC YEAR	50	6561		337,341.27 183,785.51	- - - - -	- - - - -	153,555.76 -157,120.21	- - - - -	183,785.51 340,905.72
SUSPENSE, SECURITIES AND EXCHANGE COMMISSION	F.Y. NO YEAR T.O. NC YEAR	50	6875		1.00 213,789.82	- - - - -	- - - - -	-213,788.82 -320,317.37	- - - - -	213,789.82 534,107.19
<b>TOTAL, SECURITIES AND EXCHANGE COMMISSION FY 1976 . . . . .</b>					<b>345,843.58</b>	<b>- - - - -</b>	<b>- - - - -</b>	<b>-61,875.91</b>	<b>- - - - -</b>	<b>407,719.49</b>
<b>TOTAL, SECURITIES AND EXCHANGE COMMISSION T.O. . . . .</b>					<b>407,719.49</b>	<b>- - - - -</b>	<b>- - - - -</b>	<b>-478,051.37</b>	<b>- - - - -</b>	<b>885,770.86</b>
<b>SELECTIVE SERVICE SYSTEM</b>										
EMPLOYEES' PAYROLL ALLOTMENT ACCOUNT, UNITED STATES SAVINGS BONDS, SELECTIVE SERVICE SYSTEM	F.Y. NO YEAR T.O. NC YEAR	90	6050		20,892.27 1,870.50	- - - - -	- - - - -	19,021.77 557.58	- - - - -	1,870.50 1,312.92
WITHHELD CITY INCOME TAXES, SELECTIVE SERVICE SYSTEM	F.Y. NO YEAR T.O. NC YEAR	90	6057		- - - - - 2,848.22	- - - - -	- - - - -	-2,848.22 752.26	- - - - -	2,848.22 2,095.96
WITHHELD STATE INCOME TAXES, SELECTIVE SERVICE SYSTEM	F.Y. NO YEAR T.O. NC YEAR	90	6070		88,136.94 116,787.08	- - - - -	- - - - -	-28,650.14 68,265.02	- - - - -	116,787.08 48,522.06
SUSPENSE, SELECTIVE SERVICE SYSTEM	F.Y. NO YEAR T.O. NC YEAR	90	6875		568.68 - - - - -	- - - - -	- - - - -	568.68 - - - - -	- - - - -	- - - - - - - - - -
<b>TOTAL, SELECTIVE SERVICE SYSTEM FY 1976 . . . . .</b>					<b>109,597.89</b>	<b>- - - - -</b>	<b>- - - - -</b>	<b>-11,907.91</b>	<b>- - - - -</b>	<b>121,505.80</b>
<b>TOTAL, SELECTIVE SERVICE SYSTEM T.O. . . . .</b>					<b>121,505.80</b>	<b>- - - - -</b>	<b>- - - - -</b>	<b>69,574.86</b>	<b>- - - - -</b>	<b>51,930.94</b>

SMALL BUSINESS ADMINISTRATION										
EMPLOYEES' PAYROLL ALLOTMENT ACCOUNT, UNITED STATES SAVINGS BONDS, SMALL BUSINESS ADMINISTRATION										
F.Y.	NC	YEAR	73	6050	37,712.78					42,927.21
T.G.	NC	YEAR			42,927.21				-5,214.43	41,962.29
									964.92	
WITHHELD CITY INCOME TAXES, SMALL BUSINESS ADMINISTRATION										
F.Y.	NC	YEAR	73	6057	7,913.00					18,246.33
T.G.	NC	YEAR			18,246.33				-10,333.33	15,562.99
									2,683.34	
WITHHELD STATE INCOME TAXES, SMALL BUSINESS ADMINISTRATION										
F.Y.	NC	YEAR	73	6070	222,040.67					348,098.32
T.G.	NC	YEAR			348,098.32				-126,057.65	256,602.38
									91,495.94	
TOTAL, SMALL BUSINESS ADMINISTRATION FY 1976 . . . . .					267,666.45				-141,605.41	409,271.86
TOTAL, SMALL BUSINESS ADMINISTRATION T.O. . . . .					409,271.86				95,144.20	314,127.66
SMITHSONIAN INSTITUTION										
EMPLOYEES' PAYROLL ALLOTMENT ACCOUNT, UNITED STATES SAVINGS BONDS, SMITHSONIAN INSTITUTION										
F.Y.	NC	YEAR	33	6050 1	8,420.25					24,541.35
T.G.	NC	YEAR			24,541.35				-16,121.10	8,855.40
									15,685.95	
EMPLOYEES' PAYROLL ALLOTMENT ACCOUNT, UNITED STATES SAVINGS BONDS, NATIONAL GALLERY OF ART										
F.Y.	NC	YEAR	33	6050 2	578.66					623.95
T.G.	NC	YEAR			623.95				-45.29	578.18
									45.77	
WITHHELD STATE INCOME TAXES, SMITHSONIAN INSTITUTION										
F.Y.	NC	YEAR	33	6070 1	166,190.85					189,114.40
T.G.	NC	YEAR			189,114.40				-22,923.55	-719.89
									189,834.29	
WITHHELD STATE INCOME TAXES, NATIONAL GALLERY OF ART										
F.Y.	NC	YEAR	33	6070 2	27,162.61					21,893.17
T.G.	NC	YEAR			21,893.17				5,269.44	4,307.09
									17,586.08	
SUSPENSE, SMITHSONIAN INSTITUTION										
F.Y.	NC	YEAR	33	6875 1	615,796.44					164,574.73
T.G.	NC	YEAR			164,574.73				-451,221.71	678,808.69
									-514,233.96	
TOTAL, SMITHSONIAN INSTITUTION FY 1976 . . . . .					818,148.81				417,401.21	400,747.60
TOTAL, SMITHSONIAN INSTITUTION T.O. . . . .					400,747.60				-291,081.87	691,829.47
TEMPORARY STUDY COMMISSIONS										
EMPLOYEES' PAYROLL ALLOTMENT ACCOUNT, UNITED STATES SAVINGS BONDS, JOINT FEDERAL-STATE LAND USE PLANNING COMMISSION FOR ALASKA										
F.Y.	NC	YEAR	48	6050 58	150.00					150.00
T.G.	NC	YEAR			150.00					

Appropriations, Outlays, and Balances - Continued

Appropriation or Fund Account		Account symbol			Balances beginning of fiscal year	Appropriations and other obligational authority	Transfers, borrowings, and investments (net)	Outlays (net)	Balances withdrawn and other transactions	Balances end of fiscal year 2/
Title 1/	Period of availability	Dept. Reg.	Account No.	Sub. No.						
INDEPENDENT AGENCIES-CONTINUED										
TEMPORARY STUDY COMMISSIONS-CONTINUED										
WITHHELD STATE INCOME TAXES, JOINT FEDERAL-STATE LAND USE PLANNING COMMISSION FOR ALASKA	F.Y. NC YEAR T.O. NC YEAR	48	6070	58	\$6,185.01 5,870.93	-----	-----	\$318.08 35.77	-----	\$5,870.93 5,835.16
SUSPENSE, JOINT FEDERAL-STATE LAND USE PLANNING COMMISSION FOR ALASKA	F.Y. NC YEAR T.O. NC YEAR	48	6875	58	-22,563.15 217.16	-----	-----	-22,780.31	-----	217.16 217.16
TOTAL, TEMPORARY STUDY COMMISSIONS FY 1976 . . . . .					-16,224.14	-----	-----	-22,462.23	-----	6,238.09
TOTAL, TEMPORARY STUDY COMMISSIONS T.O. . . . .					6,238.09	-----	-----	185.77	-----	6,052.32
UNITED STATES INFORMATION AGENCY										
EMPLOYEES' PAYROLL ALLOTMENT ACCOUNT, UNITED STATES SAVINGS BONDS, UNITED STATES INFORMATION AGENCY	F.Y. NC YEAR T.O. NC YEAR	67	6050		25,963.47 -14,304.07	-----	-----	40,267.54 -41,960.03	-----	-14,304.07 27,655.96
WITHHELD CITY INCOME TAXES, UNITED STATES INFORMATION AGENCY	F.Y. NC YEAR T.O. NC YEAR	67	6057		-----	-----	-----	-2,912.22	-----	2,912.22
WITHHELD STATE INCOME TAXES, UNITED STATES INFORMATION AGENCY	F.Y. NC YEAR T.O. NC YEAR	67	6070		255,565.64 460.80	-----	-----	255,104.84 -285,501.94	-----	460.80 285,962.74
SUSPENSE DEPOSITS ABROAD, UNITED STATES INFORMATION AGENCY	F.Y. NC YEAR T.O. NC YEAR	67	6809		2,615.99 1,146.37	-----	-----	1,469.62 -8.18	-----	1,146.37 1,154.55
SUSPENSE	F.Y. NC YEAR T.O. NC YEAR	67	6875		19,241.42 31,565.33	-----	-----	-12,323.91 40.53	-----	31,565.33 31,524.80
TOTAL, UNITED STATES INFORMATION AGENCY FY 1976 . . . . .					303,386.52	-----	-----	284,518.09	-----	18,868.43
TOTAL, UNITED STATES INFORMATION AGENCY T.O. . . . .					18,868.43	-----	-----	-330,341.84	-----	349,210.27
TOTAL, INDEPENDENT AGENCIES FY 1976 . . . . .					93,432,390.30	-----	-----	47,051,674.16	-\$1,712,430,000.00	1,758,810,716.14
TOTAL, INDEPENDENT AGENCIES T.O. . . . .					1,758,810,716.14	-----	-----	-3,538,993.42	1,712,430,000.00	49,919,709.56

DISTRICT OF COLUMBIA  
 REVENUES AND OUTLAYS, DISTRICT  
 OF COLUMBIA

F. Y. NC YEAR 95 6595  
 T. Q. NC YEAR

TOTAL, DISTRICT OF  
 COLUMBIA FY 1976 .....

TOTAL, DISTRICT OF  
 COLUMBIA T.Q. ....

TOTAL, DEPOSIT FUND  
 ACCOUNTS FY 1976 .....

TOTAL, DEPOSIT FUND  
 ACCOUNTS T.Q. ....

46,174,725.53	-----	-----	-----	-----
114,106,075.36	-----	-----	-----	-----
		-67,931,345.83	-----	114,106,075.36
		49,516,272.45	-----	64,589,802.91
46,174,725.53	-----	-----	-----	
		-67,931,345.83	-----	114,106,075.36
114,106,075.36	-----	-----	-----	
		49,516,272.45	-----	64,589,802.91
3,867,863,408.02	-----	-----	-----	
		817,185,153.23	-1,712,430,000.00	4,763,108,254.79
4,763,108,254.79	-----	-----	-----	
		-9,272,783.80	1,712,430,000.00	3,059,951,038.59

## Appropriations, Outlays, and Balances

1 A (T) appearing in this column denotes that the account by law is a trust account, but for reporting purposes is treated as other than trust.

2 Disposition of negative unexpended balances are the sole responsibility of the administrative agencies.

3 Transferred, 88 Stat. 1960, to "Suspense, General Services Administration, no year".

4 Represents:

Allocation of special drawing rights-----	-\$207,188,460.16
Holdings of special drawing rights-----	101,763,445.05
Special drawing rights certificates-----	200,000,000.00
Net investment in U.S. public debt securities-----	-60,161,985.18


5 Represents:

Allocation of special drawing rights-----	\$25,225,349.66
Holdings of special drawing rights-----	-40,733,596.17
Special drawing rights certificates-----	100,000,000.00
Net investment in U.S. public debt securities-----	-17,766,498.30

6 Transferred, 88 Stat. 1960, from "Suspense, General Accounting Office, no year".

7 Pursuant to order of the Federal District Court, fees for licenses to import petroleum products were being held in deposit fund 92X6088 until adjudicated by

court order. The oil import fees were upheld by the Supreme Court in a unanimous decision on June 17, 1976, and therefore amounts held from August 11, 1975 through June 30, 1976 are included in budget receipts for fiscal year 1976. On August 19, 1976, amounts held in the deposit fund were released by court order and the collections for July and August, 1976 are included in Budget Receipts for the Transition Quarter. Therefore, the amounts shown under account 92X6088 represent only the investment of fees and interest, pursuant to court order while the fees credited to the deposit fund have been moved to budget receipts and interest on investments are reflected as proprietary receipts.





---

**SECTION III — SUMMARY OF BUDGET**

**AUTHORITY, APPROPRIATIONS,**

**OUTLAYS, AND BALANCES**

---



Table H - SUMMARY OF BUDGET AUTHORITY (In millions)

Classification	Transition Quarter 1/	Fiscal Year 1976 1/	Fiscal Year 1975
<b>A. Budget authority available from prior years:</b>			
Unobligated balance.....	n.a.	<sup>2/</sup> \$387,939	\$220,293
Obligated balance.....	n.a.	r160,923	137,050
Balance of agencies not reporting obligations.....	n.a.	33	24
Less:			
Accounts receivable.....	n.a.	r14,428	11,415
Unfilled customer orders.....	n.a.	17,629	13,472
Total authority available, beginning of year or transition quarter...	\$533,927	r 516,838	332,480
<b>B. New budget authority:</b>			
Appropriations.....	106,412	434,618	382,834
Unfunded contract authority.....	-1,715	5,967	21,131
Authority to borrow from the Treasury and the Public.....	20,037	-4,402	10,365
Less: Offsets against budget authority			
Proprietary receipts from the public.....	3,960	11,235	8,838
Receipts from off-budget Federal agencies.....	375	938	505
Undistributed intrabudgetary receipt transactions.....	2,567	14,704	14,098
Intrabudgetary receipts.....	5,306	26,444	16,717
Less: Withdrawals and other transactions.....	3,185	161	1,987
Total new budget authority.....	109,342	382,699	372,185
Total budget authority authority during year or transition quarter...	643,269	899,537	704,665
<b>C. Outlays (net).....</b>	<b>94,473</b>	<b>365,610</b>	<b>324,601</b>
<b>D. Budget authority available for subsequent years:</b>			
Unobligated balance.....	284,002	n.a.	251,160
Obligated balance.....	307,396	n.a.	160,915
Balance of agencies not reporting obligations.....	79	n.a.	33
Less:			
Accounts receivable.....	22,370	n.a.	14,415
Unfilled customer orders.....	20,312	n.a.	17,629
Total authority available, end of year or transition quarter.....	548,796	533,927	380,064

r - Revised

1 Obligation information was reported to Treasury as of September 30, 1976; therefore distributions of budget authority as of June 30, 1976 and as of September 1, 1976 are not available.

2 Revised to include increase in contract authority for the Department of Housing and Urban Development of \$136,781.



TABLE I - SUMMARY OF BUDGET APPROPRIATIONS, OUTLAYS, AND BALANCES, FISCAL YEAR 1976 AND TRANSITION QUARTER

Organization	Balances beginning of fiscal year 1/	Appropriations and other obligational authority	Transfers, borrowings, and investments (net)	Outlays (net)	Balances withdrawn and other transactions	Balances end of fiscal year 2/
<b>LEGISLATIVE BRANCH</b>						
<b>FUND RESOURCES</b>						
UNDISBURSED FUNDS. . . . .	296,142,077.15	943,513,354.43	-75,000.00	794,850,526.71	21,352,839.37	423,377,065.50
PROPRIETARY RECEIPTS FROM THE PUBLIC . . . . .	-	-15,480,954.81	-	-15,480,954.81	-	-
INTRABUDGETARY RECEIPTS. . . . .	-	-317,850.20	-	-317,850.20	-	-
UNFUNDED CONTRACT AUTHORITY. . . . .	7,446,000.00	-	-	-	-	7,446,000.00
INVESTMENTS IN PUBLIC DEBT SECURITIES. . . . .	1,808,000.00	-	75,000.00	-	-	1,883,000.00
<b>SUBTOTAL FY 1976</b>	<b>305,396,077.15</b>	<b>927,714,549.42</b>	<b>-</b>	<b>779,051,721.70</b>	<b>21,352,839.37</b>	<b>432,706,065.50</b>
<b>TRANSITION QUARTER</b>						
UNDISBURSED FUNDS. . . . .	423,377,065.50	228,316,002.37	-22,000.00	228,437,203.45	11,682,816.51	411,551,047.91
PROPRIETARY RECEIPTS FROM THE PUBLIC . . . . .	-	-3,391,257.86	-	-3,391,257.86	-	-
INTRABUDGETARY RECEIPTS. . . . .	-	-163,498.74	-	-163,498.74	-	-
UNFUNDED CONTRACT AUTHORITY. . . . .	7,446,000.00	-	-	-	-	7,446,000.00
INVESTMENTS IN PUBLIC DEBT SECURITIES. . . . .	1,883,000.00	-	22,000.00	-	-	1,905,000.00
<b>SUBTOTAL T.Q.</b>	<b>432,706,065.50</b>	<b>224,761,245.77</b>	<b>-</b>	<b>224,882,446.85</b>	<b>11,682,816.51</b>	<b>420,902,047.91</b>
ACCOUNTS RECEIVABLE. . . . .	109,290,822.33	-	-	-	7,046,520.48	102,244,301.85
UNFILLED CUSTOMER ORDERS . . . . .	38,525,387.43	-	-	-	-27,790,777.57	66,316,165.00
<b>FUND EQUITIES</b>						
UNOBLIGATED BALANCE. . . . .	-266,387,366.88	-	-	-	-60,126,931.36	-206,260,435.52
ACCOUNTS PAYABLE . . . . .	-89,832,699.16	-	-	-	93,900,178.80	-183,732,877.96
UNDELIVERED ORDERS . . . . .	-65,326,225.66	-	-	-	55,489,138.97	-120,815,364.63
<b>TOTAL, LEGISLATIVE BRANCH FY 1976</b>	<b><sup>3</sup> 31,665,995.21</b>	<b>927,714,549.42</b>	<b>-</b>	<b>779,051,721.70</b>	<b>21,352,839.37</b>	<b>-</b>
<b>TOTAL, LEGISLATIVE BRANCH T.Q.</b>	<b>-</b>	<b>224,761,245.77</b>	<b>-</b>	<b>224,882,446.85</b>	<b>80,200,945.83</b>	<b><sup>3</sup> 78,653,836.65</b>
<b>THE JUDICIARY</b>						
<b>FUND RESOURCES</b>						
UNDISBURSED FUNDS. . . . .	41,738,741.04	349,596,543.29	-735,000.00	327,335,932.74	-	63,264,351.59
PROPRIETARY RECEIPTS FROM THE PUBLIC . . . . .	-	-2,314,848.52	-	-2,314,848.52	-	-
INVESTMENTS IN PUBLIC DEBT SECURITIES. . . . .	9,956,000.00	-	735,000.00	-	-	10,691,000.00
<b>SUBTOTAL FY 1976</b>	<b>51,694,741.04</b>	<b>347,281,694.77</b>	<b>-</b>	<b>325,021,084.22</b>	<b>-</b>	<b>73,955,351.59</b>
<b>TRANSITION QUARTER</b>						
UNDISBURSED FUNDS. . . . .	63,264,351.59	87,616,622.32	-230,000.00	86,014,518.74	13,415,153.48	51,221,301.69
PROPRIETARY RECEIPTS FROM THE PUBLIC . . . . .	-	-826,331.74	-	-826,331.74	-	-
INVESTMENTS IN PUBLIC DEBT SECURITIES. . . . .	10,691,000.00	-	230,000.00	-	-	10,921,000.00
<b>SUBTOTAL T.Q.</b>	<b>73,955,351.59</b>	<b>86,790,290.58</b>	<b>-</b>	<b>85,188,187.00</b>	<b>13,415,153.48</b>	<b>62,142,301.69</b>
ACCOUNTS RECEIVABLE. . . . .	264,056.06	-	-	-	-120,355.33	384,411.39
<b>FUND EQUITIES</b>						
UNOBLIGATED BALANCE. . . . .	-23,107,975.23	-	-	-	-350,143.36	-22,757,831.87
ACCOUNTS PAYABLE . . . . .	-18,501,498.06	-	-	-	10,541,497.34	-29,042,995.40
UNDELIVERED ORDERS . . . . .	-10,349,323.81	-	-	-	376,562.00	-10,725,885.81
<b>TOTAL, THE JUDICIARY FY 1976</b>	<b>-</b>	<b>347,281,694.77</b>	<b>-</b>	<b>325,021,084.22</b>	<b>-</b>	<b>-</b>
<b>TOTAL, THE JUDICIARY T.Q.</b>	<b>-</b>	<b>86,790,290.58</b>	<b>-</b>	<b>85,188,187.00</b>	<b>23,862,714.13</b>	<b>-</b>
<b>EXECUTIVE OFFICE OF THE PRESIDENT</b>						
<b>FUND RESOURCES</b>						
UNDISBURSED FUNDS. . . . .	26,973,091.63	69,258,000.00	-	79,223,572.80	-	17,007,518.83
PROPRIETARY RECEIPTS FROM THE PUBLIC . . . . .	-	36.57	-	36.57	-	-
<b>SUBTOTAL FY 1976</b>	<b>26,973,091.63</b>	<b>69,258,036.57</b>	<b>-</b>	<b>79,223,609.37</b>	<b>-</b>	<b>17,007,518.83</b>
<b>TRANSITION QUARTER</b>						
UNDISBURSED FUNDS. . . . .	17,007,518.83	17,514,500.00	-	16,206,117.49	4,026,974.03	14,288,927.31
<b>SUBTOTAL T.Q.</b>	<b>17,007,518.83</b>	<b>17,514,500.00</b>	<b>-</b>	<b>16,206,117.49</b>	<b>4,026,974.03</b>	<b>14,288,927.31</b>
ACCOUNTS RECEIVABLE. . . . .	1,798,577.97	-	-	-	402,815.82	1,395,762.15
UNFILLED CUSTOMER ORDERS . . . . .	2,116.82	-	-	-	2,116.82	-
<b>FUND EQUITIES</b>						
UNOBLIGATED BALANCE. . . . .	-610,349.82	-	-	-	-251,458.68	-358,891.14
ACCOUNTS PAYABLE . . . . .	-13,404,844.21	-	-	-	-7,596,751.41	-5,808,092.80
UNDELIVERED ORDERS . . . . .	-14,758,592.39	-	-	-	-5,240,886.87	-9,517,705.52
<b>TOTAL, EXECUTIVE OFFICE OF THE PRESIDENT FY 1976</b>	<b>-</b>	<b>69,258,036.57</b>	<b>-</b>	<b>79,223,609.37</b>	<b>-</b>	<b>-</b>
<b>TOTAL, EXECUTIVE OFFICE OF THE PRESIDENT T.Q.</b>	<b>-</b>	<b>17,514,500.00</b>	<b>-</b>	<b>16,206,117.49</b>	<b>-8,657,190.29</b>	<b>-</b>

FUNDS APPROPRIATED TO THE PRESIDENT

FUND RESOURCES						
UNDISBURSED FUNDS . . . . .	15,348,431,151.54	13,197,935,071.32	-50,755,000.00	11,357,728,014.66	8,868,872.92	17,129,014,335.28
PROPRIETARY RECEIPTS FROM THE PUBLIC . . . . .	-	-7,833,035,958.67	-	-7,833,035,958.67	-	-
UNFUNDED CONTRACT AUTHORITY . . . . .	15,580,702,018.01	5,174,965,652.56	-	-	-	-
AUTHORITY TO BORROW FROM THE TREASURY . . . . .	5,815,000,000.00	-	-	-	-	20,755,667,670.57
INVESTMENTS IN PUBLIC DEBT SECURITIES . . . . .	205,350,000.00	-	-	-	-	5,815,000,000.00
SUBTOTAL FY 1976	36,949,483,169.55	10,539,864,765.21	-50,755,000.00	3,524,692,055.99	8,868,872.92	43,955,787,005.85
TRANSITION QUARTER						
UNDISBURSED FUNDS . . . . .	17,129,014,335.28	3,358,603,830.26	-6,650,000.00	4,044,748,383.94	159,848,803.14	16,276,370,978.46
PROPRIETARY RECEIPTS FROM THE PUBLIC . . . . .	-	-2,823,311,671.27	-	-2,823,311,671.27	-	-
UNFUNDED CONTRACT AUTHORITY . . . . .	20,755,667,670.57	-1,443,760,273.49	-	-	-	-
AUTHORITY TO BORROW FROM THE TREASURY . . . . .	5,815,000,000.00	-	-	-	10,734,110.00	19,301,173,287.08
INVESTMENTS IN PUBLIC DEBT SECURITIES . . . . .	256,105,000.00	-	-	-	-	5,815,000,000.00
SUBTOTAL T.Q.	43,955,787,005.85	-908,468,114.50	-6,650,000.00	1,221,436,712.67	170,582,913.14	41,655,299,265.54
ACCOUNTS RECEIVABLE . . . . .	458,691,453.35	-	-	-	-	-
UNFILLED CUSTOMER ORDERS . . . . .	329,738,905.19	-	-	-	-1,245,829,855.49	1,704,521,308.84
FUND EQUITIES						
UNOBLIGATED BALANCE . . . . .	-17,855,040,397.14	-	-	-	-64,103,586.06	393,842,491.25
ACCOUNTS PAYABLE . . . . .	-1,376,792,408.84	-	-	-	-	-
UNDELIVERED ORDERS . . . . .	-18,506,080,722.11	-	-	-	3,547,690,872.65	-21,397,731,769.79
TOTAL, FUNDS APPROPRIATED TO THE PRESIDENT FY 1976	-	10,539,864,765.21	-	3,524,692,055.99	8,868,872.92	-
TOTAL, FUNDS APPROPRIATED TO THE PRESIDENT T.Q.	-	-908,468,114.50	-	1,221,436,712.67	4,876,399,699.13	-

DEPARTMENT OF AGRICULTURE

FUND RESOURCES						
UNDISBURSED FUNDS . . . . .	3,411,719,251.99	15,586,541,103.62	-2,000,142,294.04	13,388,252,793.81	-	3,609,865,307.76
PROPRIETARY RECEIPTS FROM THE PUBLIC . . . . .	-	-591,941,643.77	-	-591,941,643.77	-	-
UNFUNDED CONTRACT AUTHORITY . . . . .	714,570,036.00	-112,857,000.00	-	-	-	-
AUTHORITY TO BORROW FROM THE TREASURY . . . . .	12,809,631,324.70	-	1,971,321,595.69	-	85,000,000.00	516,713,036.00
INVESTMENTS IN PUBLIC DEBT SECURITIES . . . . .	508,000.00	-	98,672.00	-	1,026,366,304.96	13,754,586,615.43
INVESTMENTS IN AGENCY SECURITIES . . . . .	41,214,502.51	-	-6,000,000.00	-	-	606,672.00
SUBTOTAL FY 1976	16,977,643,155.20	14,881,742,459.85	-34,722,026.35	12,796,311,150.04	1,111,366,304.96	17,916,986,133.70
TRANSITION QUARTER						
UNDISBURSED FUNDS . . . . .	3,609,865,307.76	3,198,427,461.50	859,649,868.50	4,098,062,777.05	177,358,447.89	3,392,521,412.82
PROPRIETARY RECEIPTS FROM THE PUBLIC . . . . .	-	-248,441,179.22	-	-248,441,179.22	-	-
UNFUNDED CONTRACT AUTHORITY . . . . .	516,713,036.00	-85,000,000.00	-	-	-	-
AUTHORITY TO BORROW FROM THE TREASURY . . . . .	13,754,586,615.43	-	-865,945,407.67	-	39,827,943.00	391,885,093.00
INVESTMENTS IN PUBLIC DEBT SECURITIES . . . . .	606,672.00	-	-64,975.00	-	-1,237,624,079.25	14,126,265,287.01
INVESTMENTS IN AGENCY SECURITIES . . . . .	35,214,502.51	-	-	-	-	541,697.00
SUBTOTAL T.Q.	17,916,986,133.70	2,864,986,282.28	-6,360,514.17	3,849,621,597.83	-1,020,437,688.36	35,214,502.51
ACCOUNTS RECEIVABLE . . . . .	567,586,324.08	-	-	-	-	17,946,427,992.34
UNFILLED CUSTOMER ORDERS . . . . .	4,058,491.04	-	-	-	-863,708,893.33	1,431,295,217.41
FUND EQUITIES						
UNOBLIGATED BALANCE . . . . .	-12,642,685,565.74	-	-	-	-3,349,981.74	7,408,472.78
ACCOUNTS PAYABLE . . . . .	-2,031,275,743.30	-	-	-	-456,365,339.48	-12,186,320,226.26
UNDELIVERED ORDERS . . . . .	-2,875,326,661.28	-	-	-	403,494,464.73	-2,434,770,208.03
TOTAL, DEPARTMENT TO AGRICULTURE FY 1976	-	14,881,742,459.85	-34,722,026.35	12,796,311,150.04	1,111,366,304.96	-
TOTAL, DEPARTMENT TO AGRICULTURE T.Q.	-	2,864,986,282.28	-6,360,514.17	3,849,621,597.83	-51,652,851.22	-

TABLE I - SUMMARY OF BUDGET APPROPRIATIONS, OUTLAYS, AND BALANCES, FISCAL YEAR 1976 AND TRANSITION QUARTER - Continued

Organization	Balances beginning of fiscal year 1/	Appropriations and other obligational authority	Transfers, borrowings, and investments (net)	Outlays (net)	Balances withdrawn and other transactions	Balances end of fiscal year 2/
<b>DEPARTMENT OF COMMERCE</b>						
<b>FUND RESOURCES</b>						
UNDISBURSED FUNDS . . . . .	2,127,650,032.80	2,407,117,398.91	-22,756,000.00	2,136,696,517.81	- - - - -	2,375,314,913.90
PROPRIETARY RECEIPTS FROM THE PUBLIC . . . . .	- - - - -	-52,776,043.72	- - - - -	-52,776,043.72	- - - - -	- - - - -
INTRABUDGETARY RECEIPTS . . . . .	- - - - -	-63,915,789.98	- - - - -	-63,915,789.98	- - - - -	- - - - -
UNFUNDED CONTRACT AUTHORITY . . . . .	114,636,075.03	-38,243,058.00	- - - - -	- - - - -	-27,740,243.31	104,133,260.34
INVESTMENTS IN PUBLIC DEBT SECURITIES . . . . .	79,034,000.00	- - - - -	22,756,000.00	- - - - -	- - - - -	101,790,000.00
SUBTOTAL FY 1976	2,321,320,107.83	2,252,182,507.21	- - - - -	2,020,004,684.11	-27,740,243.31	2,581,238,174.24
<b>TRANSITION QUARTER</b>						
UNDISBURSED FUNDS . . . . .	2,375,314,913.90	490,953,487.01	-4,715,000.00	564,304,907.66	33,559,127.74	2,263,689,365.51
PROPRIETARY RECEIPTS FROM THE PUBLIC . . . . .	- - - - -	-13,720,158.72	- - - - -	-13,720,158.72	- - - - -	- - - - -
INTRABUDGETARY RECEIPTS . . . . .	- - - - -	-16,632,444.84	- - - - -	-16,632,444.84	- - - - -	- - - - -
UNFUNDED CONTRACT AUTHORITY . . . . .	104,133,260.34	5,362,116.00	- - - - -	- - - - -	8,269,169.88	101,226,206.46
INVESTMENTS IN PUBLIC DEBT SECURITIES . . . . .	101,790,000.00	- - - - -	4,715,000.00	- - - - -	- - - - -	106,505,000.00
SUBTOTAL T.Q.	2,581,238,174.24	465,962,999.45	- - - - -	533,952,304.10	41,828,297.62	2,471,420,571.97
ACCOUNTS RECEIVABLE . . . . .	77,945,605.93	- - - - -	- - - - -	- - - - -	-68,265,691.74	146,211,297.67
UNFILLED CUSTOMER ORDERS . . . . .	46,305,350.66	- - - - -	- - - - -	- - - - -	-13,644,084.28	59,949,434.94
<b>FUND EQUITIES</b>						
UNOBLIGATED BALANCE . . . . .	-637,755,749.51	- - - - -	- - - - -	- - - - -	76,524,627.45	-714,280,376.96
ACCOUNTS PAYABLE . . . . .	-443,436,697.10	- - - - -	- - - - -	- - - - -	48,785,331.31	-492,222,028.41
UNDELIVERED ORDERS . . . . .	-1,364,378,617.81	- - - - -	- - - - -	- - - - -	106,700,281.40	-1,471,078,899.21
TOTAL, DEPARTMENT OF COMMERCE FY 1976	- - - - -	2,252,182,507.21	- - - - -	2,020,004,684.11	-27,740,243.31	- - - - -
TOTAL, DEPARTMENT OF COMMERCE T.Q.	- - - - -	465,962,999.45	- - - - -	533,952,304.10	191,928,761.76	- - - - -
<b>DEPARTMENT OF DEFENSE <sup>4/</sup></b>						
<b>DEPARTMENT OF DEFENSE - MILITARY</b>						
<b>FUND RESOURCES</b>						
UNDISBURSED FUNDS . . . . .	41,457,569,041.76	96,184,922,877.09	-104,324,640.71	88,191,059,125.89	-142,530,003.79	49,489,638,156.04
PROPRIETARY RECEIPTS FROM THE PUBLIC . . . . .	- - - - -	-147,960,318.92	- - - - -	-147,960,318.92	- - - - -	- - - - -
INTRABUDGETARY RECEIPTS . . . . .	- - - - -	-6,943,829.86	- - - - -	-6,943,829.86	- - - - -	- - - - -
UNFUNDED CONTRACT AUTHORITY . . . . .	2,444,409,535.09	-204,530,003.79	- - - - -	- - - - -	54,713,554.57	2,185,165,976.73
AUTHORITY TO BORROW FROM THE PUBLIC . . . . .	2,892,483.34	-103,877,568.98	104,307,640.71	- - - - -	- - - - -	3,322,555.07
INVESTMENTS IN PUBLIC DEBT SECURITIES . . . . .	1,256,800.00	- - - - -	17,000.00	- - - - -	- - - - -	1,273,800.00
SUBTOTAL FY 1976	43,906,127,860.19	95,721,611,155.54	- - - - -	88,036,154,977.11	-87,816,449.22	51,679,400,487.84
<b>TRANSITION QUARTER</b>						
UNDISBURSED FUNDS . . . . .	49,489,638,156.04	23,115,975,293.59	-34,944,013.60	21,921,412,122.95	1,314,177,178.64	49,335,080,134.44
PROPRIETARY RECEIPTS FROM THE PUBLIC . . . . .	- - - - -	7,474,235.94	- - - - -	7,474,235.94	- - - - -	- - - - -
INTRABUDGETARY RECEIPTS . . . . .	- - - - -	-2,671,497.48	- - - - -	-2,671,497.48	- - - - -	- - - - -
UNFUNDED CONTRACT AUTHORITY . . . . .	2,185,165,976.73	- - - - -	- - - - -	- - - - -	198,161,979.85	1,987,003,996.88
AUTHORITY TO BORROW FROM THE PUBLIC . . . . .	3,322,555.07	-35,128,419.79	35,110,013.60	- - - - -	- - - - -	3,304,148.88
INVESTMENTS IN PUBLIC DEBT SECURITIES . . . . .	1,273,800.00	- - - - -	-166,000.00	- - - - -	- - - - -	1,107,800.00
SUBTOTAL T.Q.	51,679,400,487.84	23,085,649,612.26	- - - - -	21,926,214,861.41	1,512,339,158.49	51,326,496,080.20
ACCOUNTS RECEIVABLE . . . . .	5,003,849,347.03	- - - - -	- - - - -	- - - - -	285,355,854.59	4,718,493,492.44
UNFILLED CUSTOMER ORDERS . . . . .	15,609,495,520.62	- - - - -	- - - - -	- - - - -	-2,174,254,804.22	17,783,750,324.84
<b>FUND EQUITIES</b>						
UNOBLIGATED BALANCE . . . . .	-16,640,452,996.52	- - - - -	- - - - -	- - - - -	4,303,432,959.53	-20,943,885,956.05
ACCOUNTS PAYABLE . . . . .	-10,844,544,252.08	- - - - -	- - - - -	- - - - -	1,454,231,133.22	-12,298,775,385.30
UNDELIVERED ORDERS . . . . .	-37,034,475,479.24	- - - - -	- - - - -	- - - - -	3,551,603,076.89	-40,586,078,556.13
<b>DEPARTMENT OF DEFENSE - CIVIL</b>						
<b>FUND RESOURCES</b>						
UNDISBURSED FUNDS . . . . .	734,771,642.78	2,305,740,505.93	- - - - -	2,233,894,590.44	- - - - -	806,617,558.27
PROPRIETARY RECEIPTS FROM THE PUBLIC . . . . .	- - - - -	-90,311,051.38	- - - - -	-90,311,051.38	- - - - -	- - - - -
INTRABUDGETARY RECEIPTS . . . . .	- - - - -	-19,331,342.79	- - - - -	-19,331,342.79	- - - - -	- - - - -
AUTHORITY TO BORROW FROM THE TREASURY . . . . .	40,000,000.00	- - - - -	- - - - -	- - - - -	- - - - -	40,000,000.00
SUBTOTAL FY 1976	774,771,642.78	2,196,098,111.76	- - - - -	2,124,252,196.27	- - - - -	846,617,558.27

TRANSITION QUARTER						
UNDISBURSED FUNDS . . . . .	806,617,558.27	692,695,202.25	- - - - -	616,165,095.17	6,240,385.43	876,907,279.92
PROPRIETARY RECEIPTS FROM THE PUBLIC . . . . .	- - - - -	-27,223,232.17	- - - - -	-27,223,232.17	- - - - -	- - - - -
INTRABUDGETARY RECEIPTS . . . . .	- - - - -	-6,396,604.97	- - - - -	-6,396,604.97	- - - - -	- - - - -
AUTHORITY TO BORROW FROM THE TREASURY . . . . .	40,000,000.00	- - - - -	- - - - -	- - - - -	- - - - -	40,000,000.00
SUBTOTAL T.Q.	846,617,558.27	659,075,365.11	- - - - -	582,545,258.03	6,240,385.43	916,907,279.92
ACCOUNTS RECEIVABLE . . . . .	75,505,900.17	- - - - -	- - - - -	- - - - -	8,440,813.28	67,065,086.89
UNFILLED CUSTOMER ORDERS . . . . .	92,618,438.72	- - - - -	- - - - -	- - - - -	15,439,728.39	77,178,710.33
FUND EQUITIES						
UNOBLIGATED BALANCE . . . . .	-179,217,369.34	- - - - -	- - - - -	- - - - -	63,457,080.22	-242,674,449.56
ACCOUNTS PAYABLE . . . . .	-377,638,607.69	- - - - -	- - - - -	- - - - -	63,176,687.67	-440,815,295.36
UNDELIVERED ORDERS . . . . .	-386,040,004.64	- - - - -	- - - - -	- - - - -	-8,378,672.42	-377,661,332.22
TOTAL, DEPARTMENT OF DEFENSE FY 1976	- - - - -	97,917,709,267.30	- - - - -	90,160,407,173.38	-87,816,449.22	- - - - -
TOTAL, DEPARTMENT OF DEFENSE T.Q.	- - - - -	23,744,724,977.37	- - - - -	22,508,760,119.44	9,081,083,401.07	- - - - -

DEPARTMENT OF HEALTH, EDUCATION, AND WELFARE						
FUND RESOURCES						
UNDISBURSED FUNDS . . . . .	16,881,728,527.40	137,564,872,795.62	2,164,484,755.24	134,162,820,862.46	- - - - -	18,265,810,153.95
APPROPRIATIONS AVAILABLE IN PRIOR FISCAL YEAR . . . . .	- - - - -	-4,367,067,061.85	- - - - -	- - - - -	- - - - -	- - - - -
APPROPRIATIONS AVAILABLE FROM SUBSEQUENT FISCAL YEAR . . . . .	- - - - -	184,612,000.00	- - - - -	- - - - -	- - - - -	- - - - -
PROPRIETARY RECEIPTS FROM THE PUBLIC . . . . .	- - - - -	-19,282,550.66	- - - - -	-19,282,550.66	- - - - -	- - - - -
INTRABUDGETARY RECEIPTS . . . . .	- - - - -	-5,358,571,590.81	- - - - -	-5,358,571,590.81	- - - - -	- - - - -
INVESTMENTS IN PUBLIC DEBT SECURITIES . . . . .	58,584,467,500.00	- - - - -	-2,118,618,000.00	- - - - -	- - - - -	56,465,849,500.00
INVESTMENTS IN AGENCY SECURITIES . . . . .	605,000,000.00	- - - - -	- - - - -	- - - - -	- - - - -	605,000,000.00
SUBTOTAL FY 1976	76,071,196,027.40	128,004,563,592.30	45,866,755.24	128,784,966,720.99	- - - - -	75,336,659,653.95
TRANSITION QUARTER						
UNDISBURSED FUNDS . . . . .	18,265,306,110.92	31,341,106,528.30	1,307,454,778.63	35,261,266,640.43	915,081,707.76	19,131,519,069.66
APPROPRIATIONS AVAILABLE FROM SUBSEQUENT FISCAL YEAR . . . . .	- - - - -	4,394,000,000.00	- - - - -	- - - - -	- - - - -	- - - - -
PROPRIETARY RECEIPTS FROM THE PUBLIC . . . . .	- - - - -	-4,646,510.91	- - - - -	-4,646,510.91	- - - - -	- - - - -
INTRABUDGETARY RECEIPTS . . . . .	- - - - -	-915,874,944.52	- - - - -	-915,874,944.52	- - - - -	- - - - -
INVESTMENTS IN PUBLIC DEBT SECURITIES . . . . .	56,465,849,500.00	- - - - -	-1,309,142,000.00	- - - - -	- - - - -	55,156,707,500.00
INVESTMENTS IN AGENCY SECURITIES . . . . .	605,000,000.00	- - - - -	- - - - -	- - - - -	- - - - -	605,000,000.00
SUBTOTAL T.Q.	75,336,155,610.92	34,814,585,072.87	-1,687,221.37	34,340,745,185.00	915,081,707.76	74,893,226,569.66
ACCOUNTS RECEIVABLE . . . . .	1,019,006,278.07	- - - - -	- - - - -	- - - - -	-4,672,232,812.48	5,691,239,090.55
UNFILLED CUSTOMER ORDERS . . . . .	49,870,512.26	- - - - -	- - - - -	- - - - -	-5,729,959.27	55,600,471.53
FUND EQUITIES						
UNOBLIGATED BALANCE . . . . .	-55,855,390,046.08	- - - - -	- - - - -	- - - - -	-4,194,697,759.17	-51,660,692,286.91
ACCOUNTS PAYABLE . . . . .	-9,162,130,928.02	- - - - -	- - - - -	- - - - -	4,889,588,335.37	-14,051,719,263.39
UNDELIVERED ORDERS . . . . .	-12,122,551,843.63	- - - - -	- - - - -	- - - - -	2,805,102,737.81	-14,927,654,581.44
TOTAL, DEPARTMENT OF HEALTH EDUCATION, AND WELFARE FY 1976	- - - - -	128,004,563,592.30	45,866,755.24	128,784,966,720.99	- - - - -	- - - - -
TOTAL, DEPARTMENT OF HEALTH EDUCATION, AND WELFARE T.Q.	- - - - -	34,814,585,072.87	-1,687,221.37	34,340,745,185.00	-262,887,749.98	- - - - -

TABLE I — SUMMARY OF BUDGET APPROPRIATIONS, OUTLAYS, AND BALANCES, FISCAL YEAR 1976 AND TRANSITION QUARTER — Continued

Organization	Balances beginning of fiscal year 1/	Appropriations and other obligational authority	Transfers, borrowings, and investments (net)	Outlays (net)	Balances withdrawn and other transactions	Balances end of fiscal year 2/
<b>DEPARTMENT OF HOUSING AND URBAN DEVELOPMENT</b>						
<b>FUND RESOURCES</b>						
UNDISBURSED FUNDS . . . . .	6,535,833,604.92	6,932,846,267.63	1,157,785,691.25	7,080,422,327.02	1,500,000.00	7,544,543,236.78
PROPRIETARY RECEIPTS FROM THE PUBLIC . . . . .	-	-1,289,208.35	-	-1,289,208.35	-	-
UNFUNDED CONTRACT AUTHORITY . . . . .	139,786,934,182.00	18,731,041,146.00	-	-	15,013,717,335.00	143,504,257,993.00
AUTHORITY TO BORROW FROM THE TREASURY . . . . .	14,690,922,695.62	8,441,000.00	-379,910,456.34	-	4,337,021,253.88	9,982,431,985.40
AUTHORITY TO BORROW FROM THE PUBLIC . . . . .	-	-	40,973,000.00	-	40,973,000.00	-
AUTHORITY TO BORROW FROM TREASURY AND THE PUBLIC . . . . .	-	989,000,000.00	-1,083,133,800.00	-	-94,133,800.00	-
INVESTMENTS IN PUBLIC DEBT SECURITIES . . . . .	2,864,886,500.00	-	407,865,000.00	-	-	3,272,751,500.00
INVESTMENTS IN AGENCY SECURITIES . . . . .	414,919,731.91	-	18,593,500.71	-	-	433,513,232.62
<b>SUBTOTAL FY 1976</b>	<b>164,293,496,714.45</b>	<b>26,660,039,205.28</b>	<b>162,172,935.62</b>	<b>7,079,133,118.67</b>	<b>19,299,077,788.88</b>	<b>164,737,497,947.80</b>
<b>TRANSITION QUARTER</b>						
UNDISBURSED FUNDS . . . . .	7,544,543,236.78	1,064,610,185.93	17,588,317.41	1,397,845,965.30	16,491,332.75	7,212,404,442.07
PROPRIETARY RECEIPTS FROM THE PUBLIC . . . . .	-	-756,464.42	-	-756,464.42	-	-
UNFUNDED CONTRACT AUTHORITY . . . . .	143,504,257,993.00	-282,151,591.00	-	-	2,629,960,162.00	140,592,146,240.00
AUTHORITY TO BORROW FROM THE TREASURY . . . . .	9,982,431,985.40	6,770,858,375.34	191,725,519.63	-3,889,731,098.63	-3,889,731,098.63	20,834,746,979.00
AUTHORITY TO BORROW FROM THE PUBLIC . . . . .	-	-	18,624,000.00	-	18,624,000.00	-
AUTHORITY TO BORROW FROM TREASURY AND THE PUBLIC . . . . .	-	212,000,000.00	-209,049,250.00	-	2,950,750.00	-
INVESTMENTS IN PUBLIC DEBT SECURITIES . . . . .	3,272,751,500.00	-	15,088,000.00	-	-	3,287,839,500.00
INVESTMENTS IN AGENCY SECURITIES . . . . .	433,513,232.62	-	-3,447,864.43	-	-	430,065,368.19
<b>SUBTOTAL T.Q.</b>	<b>164,737,497,947.80</b>	<b>7,764,560,505.85</b>	<b>30,528,722.61</b>	<b>1,397,089,500.88</b>	<b>-1,221,704,853.88</b>	<b>172,357,202,529.26</b>
ACCOUNTS RECEIVABLE . . . . .	1,090,988,619.53	-	-	-	-77,207,003.14	1,168,195,622.67
UNFILLED CUSTOMER ORDERS . . . . .	4,884,096.78	-	-	-	-3,202,404.29	8,086,901.07
<b>FUND EQUITIES</b>						
UNOBLIGATED BALANCE . . . . .	-148,147,414,668.22	-	-	-	-114,949,469,958.70	-33,197,944,709.52
ACCOUNTS PAYABLE . . . . .	-1,962,956,502.00	-	-	-	108,472,668.10	-2,071,429,170.10
UNDELIVERED ORDERS . . . . .	-15,278,998,260.54	-	-	-	122,985,112,912.84	-138,264,111,173.38
<b>TOTAL, DEPARTMENT OF HOUSING AND URBAN DEVELOPMENT FY 1976</b>	<b>-</b>	<b>26,660,039,205.28</b>	<b>162,172,935.62</b>	<b>7,079,133,118.67</b>	<b>19,299,077,788.88</b>	<b>-</b>
<b>TOTAL, DEPARTMENT OF HOUSING AND URBAN DEVELOPMENT T.Q.</b>	<b>-</b>	<b>7,764,560,505.85</b>	<b>30,528,722.61</b>	<b>1,397,089,500.88</b>	<b>6,842,000,960.93</b>	<b>-</b>
<b>DEPARTMENT OF THE INTERIOR</b>						
<b>FUND RESOURCES</b>						
UNDISBURSED FUNDS . . . . .	2,005,927,269.40	3,840,191,161.28	-25,875,000.00	3,436,326,157.00	179,238,920.44	2,204,678,353.24
PROPRIETARY RECEIPTS FROM THE PUBLIC . . . . .	-	-1,075,115,090.35	-	-1,075,115,090.35	-	-
INTRABUDGETARY RECEIPTS . . . . .	-	-67,731,022.21	-	-67,731,022.21	-	-
UNFUNDED CONTRACT AUTHORITY . . . . .	576,884,254.50	-45,443,000.00	-	-	144,698,179.52	386,743,074.98
AUTHORITY TO BORROW FROM THE TREASURY . . . . .	1,253,127,000.00	-	1,000,000.00	-	-	1,254,127,000.00
INVESTMENTS IN PUBLIC DEBT SECURITIES . . . . .	20,759,500.00	-	24,875,000.00	-	-	45,634,500.00
<b>SUBTOTAL FY 1976</b>	<b>3,856,698,023.90</b>	<b>2,651,902,048.72</b>	<b>-</b>	<b>2,293,480,044.44</b>	<b>323,937,099.96</b>	<b>3,891,182,928.22</b>
<b>TRANSITION QUARTER</b>						
UNDISBURSED FUNDS . . . . .	2,204,678,353.24	1,400,809,448.11	-6,980,000.00	1,135,522,214.32	52,106,373.76	2,410,879,213.27
PROPRIETARY RECEIPTS FROM THE PUBLIC . . . . .	-	-347,904,900.42	-	-347,904,900.42	-	-
UNFUNDED CONTRACT AUTHORITY . . . . .	386,743,074.98	-40,521,000.00	-	-	6,919,876.00	339,302,198.98
AUTHORITY TO BORROW FROM THE TREASURY . . . . .	1,254,127,000.00	-	-1,000,000.00	-	-	1,253,127,000.00
INVESTMENTS IN PUBLIC DEBT SECURITIES . . . . .	45,634,500.00	-	7,980,000.00	-	-	53,614,500.00
<b>SUBTOTAL T.Q.</b>	<b>3,891,182,928.22</b>	<b>1,012,383,547.69</b>	<b>-</b>	<b>787,617,313.90</b>	<b>59,026,249.76</b>	<b>4,056,922,912.25</b>
ACCOUNTS RECEIVABLE . . . . .	123,849,702.23	-	-	-	-37,826,884.40	161,676,586.63
UNFILLED CUSTOMER ORDERS . . . . .	4,446,988.06	-	-	-	-362,404.24	4,809,392.30
<b>FUND EQUITIES</b>						
UNOBLIGATED BALANCE . . . . .	-2,487,046,808.47	-	-	-	-10,431,479.84	-2,476,615,328.63
ACCOUNTS PAYABLE . . . . .	-274,142,549.72	-	-	-	32,724,561.55	-306,867,111.27
UNDELIVERED ORDERS . . . . .	-1,223,805,356.00	-	-	-	216,121,095.28	-1,439,926,451.28
<b>TOTAL, DEPARTMENT OF THE INTERIOR FY 1976</b>	<b>-</b>	<b>2,651,902,048.72</b>	<b>-</b>	<b>2,293,480,044.44</b>	<b>323,937,099.96</b>	<b>-</b>
<b>TOTAL, DEPARTMENT OF THE INTERIOR T.Q.</b>	<b>-</b>	<b>1,012,383,547.69</b>	<b>-</b>	<b>787,617,313.90</b>	<b>259,251,138.11</b>	<b>-</b>

DEPARTMENT OF JUSTICE						
FUND RESOURCES						
UNDISBURSED FUNDS . . . . .	1,407,963,292.07	2,179,077,000.00		2,245,738,940.35		1,341,301,351.72
PROPRIETARY RECEIPTS FROM THE PUBLIC . . . . .		-4,164,658.73		-4,164,658.73		
SUBTOTAL FY 1976	1,407,963,292.07	2,174,912,341.27		2,241,574,281.62		1,341,301,351.72
TRANSITION QUARTER						
UNDISBURSED FUNDS . . . . .	1,341,301,351.72	565,572,051.52		581,715,522.65	8,520,950.35	1,316,636,930.24
PROPRIETARY RECEIPTS FROM THE PUBLIC . . . . .		-31,082,080.17		-31,082,080.17		
SUBTOTAL T.Q.	1,341,301,351.72	534,489,971.35		550,633,442.48	8,520,950.35	1,316,636,930.24
ACCOUNTS RECEIVABLE . . . . .	50,245,380.22					
UNFILLED CUSTOMER ORDERS . . . . .	37,946,729.25				-797,906,621.34	848,152,001.56
FUND EQUITIES					-2,513,588.19	40,460,317.44
UNOBLIGATED BALANCE . . . . .	-172,851,425.43					
ACCOUNTS PAYABLE . . . . .	-118,891,165.46				-28,720,845.25	-144,130,580.18
UNDELIVERED ORDERS . . . . .	-1,204,412,810.65				782,628,993.22	-901,520,158.68
					-44,814,300.27	-1,159,598,510.38
TOTAL, DEPARTMENT OF JUSTICE FY 1976		2,174,912,341.27		2,241,574,281.62		
TOTAL, DEPARTMENT OF JUSTICE T.Q.		534,489,971.35		550,633,442.48	-82,805,411.48	
DEPARTMENT OF LABOR						
FUND RESOURCES						
UNDISBURSED FUNDS . . . . .	9,774,882,440.87	28,257,865,164.81	2,366,796,000.00	33,621,700,717.95		6,748,669,212.21
APPROPRIATIONS AVAILABLE IN PRIOR FISCAL YEAR . . . . .		-29,173,675.52				
PROPRIETARY RECEIPTS FROM THE PUBLIC . . . . .		-1,090,134.19		-1,090,134.19		
INTRABUDGETARY RECEIPTS . . . . .		-7,878,231,123.11		-7,878,231,123.11		
INVESTMENTS IN PUBLIC DEBT SECURITIES . . . . .	7,183,504,000.00		-2,366,796,000.00			4,816,708,000.00
SUBTOTAL FY 1976	16,958,386,440.87	20,349,370,231.99		25,742,379,460.65		11,565,377,212.21
TRANSITION QUARTER						
UNDISBURSED FUNDS . . . . .	6,748,669,212.21	4,278,902,640.26	-97,167,000.00	6,530,686,653.11	148,549,749.06	4,251,168,450.30
PROPRIETARY RECEIPTS FROM THE PUBLIC . . . . .		-340,402.27		-340,402.27		
INTRABUDGETARY RECEIPTS . . . . .		-625,000,000.00		-625,000,000.00		
INVESTMENTS IN PUBLIC DEBT SECURITIES . . . . .	4,816,708,000.00		102,767,000.00			4,919,475,000.00
SUBTOTAL T.Q.	11,565,377,212.21	3,653,562,237.99	5,600,000.00	5,905,346,250.84	148,549,749.06	9,170,643,450.30
ACCOUNTS RECEIVABLE . . . . .	134,782,500.81					
UNFILLED CUSTOMER ORDERS . . . . .					-239,902,965.83	374,685,466.64
FUND EQUITIES					-11,200.80	11,200.80
UNOBLIGATED BALANCE . . . . .	-14,462,983,891.39					
ACCOUNTS PAYABLE . . . . .	-234,272,669.66				-7,522,424,844.08	-6,940,559,047.31
UNDELIVERED ORDERS . . . . .	-2,395,912,380.63				22,991,052.70	-257,263,722.36
					-48,395,032.56	-2,347,517,348.07
TOTAL, DEPARTMENT OF LABOR FY 1976		20,349,370,231.99		25,742,379,460.65		
TOTAL, DEPARTMENT OF LABOR T.Q.		3,653,562,237.99	5,600,000.00	5,905,346,250.84	-7,639,193,241.51	
DEPARTMENT OF STATE						
FUND RESOURCES						
UNDISBURSED FUNDS . . . . .	464,766,312.12	1,012,052,078.12	-82,852,000.00	1,143,192,532.80		250,773,857.44
PROPRIETARY RECEIPTS FROM THE PUBLIC . . . . .		-25,962,412.82		-25,962,412.82		
INTRABUDGETARY RECEIPTS . . . . .		-55,409,817.82		-55,409,817.82		
INVESTMENTS IN PUBLIC DEBT SECURITIES . . . . .	152,215,000.00		29,852,000.00			182,067,000.00
SUBTOTAL FY 1976	616,981,312.12	930,679,847.48	-53,000,000.00	1,061,820,302.16		432,840,857.44
TRANSITION QUARTER						
UNDISBURSED FUNDS . . . . .	250,773,857.44	386,640,193.94	6,244,000.00	330,348,905.44	11,465,064.89	301,844,081.05
PROPRIETARY RECEIPTS FROM THE PUBLIC . . . . .		-11,730,856.71		-11,730,856.71		
INTRABUDGETARY RECEIPTS . . . . .		-2,473,874.40		-2,473,874.40		
INVESTMENTS IN PUBLIC DEBT SECURITIES . . . . .	182,067,000.00		-6,244,000.00			175,823,000.00
SUBTOTAL T.Q.	432,840,857.44	372,435,422.83		316,144,134.33	11,465,064.89	477,667,081.05
ACCOUNTS RECEIVABLE . . . . .	142,484,932.67					
UNFILLED CUSTOMER ORDERS . . . . .	1,825,970.29				70,138,602.24	72,346,330.43
FUND EQUITIES					-393,540.10	2,219,510.39
UNOBLIGATED BALANCE . . . . .	-389,142,174.58					
ACCOUNTS PAYABLE . . . . .	-284,710,413.78				-161,200,765.76	-227,941,408.82
UNDELIVERED ORDERS . . . . .	-87,439,626.72				-82,416,037.02	-202,294,376.76
					34,557,509.57	-121,997,136.29
TOTAL, DEPARTMENT OF STATE FY 1976		930,679,847.48	-53,000,000.00	1,061,820,302.16		
TOTAL, DEPARTMENT OF STATE T.Q.		372,435,422.83		316,144,134.33	-127,849,166.18	



TABLE I — SUMMARY OF BUDGET APPROPRIATIONS, OUTLAYS, AND BALANCES, FISCAL YEAR 1976 AND TRANSITION QUARTER — Continued

Organization	Balances beginning of fiscal year <u>1</u> /	Appropriations and other obligational authority	Transfers, borrowings, and investments (net)	Outlays (net)	Balances withdrawn and other transactions	Balances end of fiscal year <u>2</u> /
<b>DEPARTMENT OF TRANSPORTATION</b>						
<b>FUND RESOURCES</b>						
UNDISBURSED FUNDS . . . . .	960,034,921.35	12,491,361,656.67	-49,303,508.96	11,972,588,687.41	- - - - -	1,429,504,381.65
PROPRIETARY RECEIPTS FROM THE PUBLIC . . . . .	- - - - -	-96,532,330.63	- - - - -	-36,532,330.63	- - - - -	- - - - -
UNFUNDED CONTRACT AUTHORITY . . . . .	33,669,958,223.67	-1,063,895,105.05	- - - - -	- - - - -	259,218,063.16	32,346,845,055.46
AUTHORITY TO BORROW FROM THE TREASURY . . . . .	6,200,000.00	54,001,386.15	-52,601,386.15	- - - - -	1,400,000.00	6,200,000.00
AUTHORITY TO BORROW FROM THE PUBLIC . . . . .	- - - - -	-187,224.92	187,224.92	- - - - -	- - - - -	- - - - -
INVESTMENTS IN PUBLIC DEBT SECURITIES . . . . .	11,471,981,000.00	- - - - -	101,777,000.00	- - - - -	- - - - -	11,573,758,000.00
SUBTOTAL FY 1976	46,108,174,145.02	11,444,748,382.22	59,329.81	11,936,056,356.78	260,618,063.16	45,356,307,437.11
<b>TRANSITION QUARTER</b>						
UNDISBURSED FUNDS . . . . .	1,429,504,381.65	3,239,769,060.32	-104,792,060.54	3,012,838,330.92	16,769,989.74	1,534,873,060.77
PROPRIETARY RECEIPTS FROM THE PUBLIC . . . . .	- - - - -	-10,330,908.31	- - - - -	-10,330,908.31	- - - - -	- - - - -
UNFUNDED CONTRACT AUTHORITY . . . . .	32,346,845,055.46	3,277,960,987.75	- - - - -	- - - - -	-563,772,994.50	36,188,579,037.71
AUTHORITY TO BORROW FROM THE TREASURY . . . . .	6,200,000.00	- - - - -	- - - - -	- - - - -	- - - - -	6,200,000.00
AUTHORITY TO BORROW FROM THE PUBLIC . . . . .	- - - - -	-48,060.54	48,060.54	- - - - -	- - - - -	- - - - -
INVESTMENTS IN PUBLIC DEBT SECURITIES . . . . .	11,573,758,000.00	- - - - -	104,744,000.00	- - - - -	- - - - -	11,678,502,000.00
SUBTOTAL T.Q.	45,356,307,437.11	6,507,351,079.22	- - - - -	3,002,507,422.61	-547,003,004.76	49,408,154,098.48
ACCOUNTS RECEIVABLE . . . . .	137,535,764.97	- - - - -	- - - - -	- - - - -	-112,478,325.94	250,014,090.91
UNFILLED CUSTOMER ORDERS . . . . .	183,296,797.55	- - - - -	- - - - -	- - - - -	-54,301,690.71	237,598,488.26
<b>FUND EQUITIES</b>						
UNOBLIGATED BALANCE . . . . .	-31,386,090,526.29	- - - - -	- - - - -	- - - - -	4,769,374,728.31	-36,155,465,254.60
ACCOUNTS PAYABLE . . . . .	-1,534,010,863.43	- - - - -	- - - - -	- - - - -	-165,724,574.45	-1,368,266,288.98
UNDELIVERED ORDERS . . . . .	-13,508,905,317.82	- - - - -	- - - - -	- - - - -	-1,136,890,183.75	-12,372,015,134.07
TOTAL, DEPARTMENT OF TRANSPORTATION FY 1976	- - - - -	11,444,748,382.22	59,329.81	11,936,056,356.78	260,618,063.16	- - - - -
TOTAL, DEPARTMENT OF TRANSPORTATION T.Q.	- - - - -	6,507,351,079.22	- - - - -	3,002,507,422.61	2,752,976,948.70	- - - - -
<b>THE DEPARTMENT OF THE TREASURY</b>						
<b>FUND RESOURCES</b>						
UNDISBURSED FUNDS . . . . .	2,117,193,949.03	56,279,191,067.24	4,400,000.00	53,842,564,002.18	476,007.86	4,557,745,006.23
PROPRIETARY RECEIPTS FROM THE PUBLIC . . . . .	- - - - -	-601,578,992.31	- - - - -	-601,578,992.31	- - - - -	- - - - -
RECEIPTS FROM OFF-BUDGET FEDERAL AGENCIES . . . . .	- - - - -	-937,635,413.91	- - - - -	-937,635,413.91	- - - - -	- - - - -
INTRABUDGETARY RECEIPTS . . . . .	- - - - -	-7,967,881,763.47	- - - - -	-7,967,881,763.47	- - - - -	- - - - -
INVESTMENTS IN PUBLIC DEBT SECURITIES . . . . .	30,660,000.00	- - - - -	-4,400,000.00	- - - - -	- - - - -	26,260,000.00
SUBTOTAL FY 1976	2,147,853,949.03	46,772,094,897.55	- - - - -	44,335,467,832.49	476,007.86	4,584,005,006.23
<b>TRANSITION QUARTER</b>						
UNDISBURSED FUNDS . . . . .	4,557,745,006.23	15,700,086,326.65	-22,200,000.00	13,912,896,133.66	85,672,710.88	6,237,062,488.34
PROPRIETARY RECEIPTS FROM THE PUBLIC . . . . .	- - - - -	-99,222,323.91	- - - - -	-99,222,323.91	- - - - -	- - - - -
RECEIPTS FROM OFF-BUDGET FEDERAL AGENCIES . . . . .	- - - - -	-374,601,240.10	- - - - -	-374,601,240.10	- - - - -	- - - - -
INTRABUDGETARY RECEIPTS . . . . .	- - - - -	-3,739,983,813.32	- - - - -	-3,739,983,813.32	- - - - -	- - - - -
INVESTMENTS IN PUBLIC DEBT SECURITIES . . . . .	26,260,000.00	- - - - -	22,200,000.00	- - - - -	- - - - -	48,460,000.00
SUBTOTAL T.Q.	4,584,005,006.23	11,486,278,949.32	- - - - -	9,699,088,756.33	85,672,710.88	6,285,522,488.34
ACCOUNTS RECEIVABLE . . . . .	44,893,135.80	- - - - -	- - - - -	- - - - -	-13,204,289.12	58,097,424.92
UNFILLED CUSTOMER ORDERS . . . . .	14,860,965.36	- - - - -	- - - - -	- - - - -	-13,154,633.89	28,015,599.25
<b>FUND EQUITIES</b>						
UNOBLIGATED BALANCE . . . . .	-162,578,999.63	- - - - -	- - - - -	- - - - -	2,350,818,328.23	-2,513,397,327.86
ACCOUNTS PAYABLE . . . . .	-1,912,184,504.66	- - - - -	- - - - -	- - - - -	1,825,863,898.01	-3,738,048,402.67
UNDELIVERED ORDERS . . . . .	-132,844,545.90	- - - - -	- - - - -	- - - - -	-12,654,763.92	-120,189,781.98
TOTAL, THE DEPARTMENT OF THE TREASURY FY 1976	- - - - -	46,772,094,897.55	- - - - -	44,335,467,832.49	476,007.86	- - - - -
TOTAL, THE DEPARTMENT OF THE TREASURY T.Q.	- - - - -	11,486,278,949.32	- - - - -	9,699,088,756.33	4,223,341,250.19	- - - - -





INDEPENDENT AGENCIES

FUND RESOURCES						
UNDISBURSED FUNDS. . . . .	3,277,314,118.97	28,959,341,481.03	-4,913,946,076.82	23,376,301,830.34	92,088,736.76	3,854,318,956.08
PROPRIETARY RECEIPTS FROM THE PUBLIC . . . . .	-	-70,466,736.71	-	-70,466,736.71	-	-
INTRABUDGETARY RECEIPTS. . . . .	-	-5,019,887,638.13	-	-5,019,887,638.13	-	-
UNFUNDED CONTRACT AUTHORITY. . . . .	3,000,000.00	1,077,964.94	-	-	-	4,077,964.94
AUTHORITY TO BORROW FROM THE TREASURY. . . . .	9,608,385,905.72	831,600.00	-287,297,964.37	-	-	9,321,919,541.35
AUTHORITY TO BORROW FROM THE PUBLIC. . . . .	10,055,000.00	-	-	-	-	10,055,000.00
AUTHORITY TO BORROW FROM TREASURY AND THE PUBLIC . . . . .	1,340,000,000.00	-	-745,000,000.00	-	-	595,000,000.00
INVESTMENTS IN PUBLIC DEBT SECURITIES. . . . .	54,406,955,500.00	-	5,898,977,000.00	-	-	60,305,932,500.00
INVESTMENTS IN AGENCY SECURITIES . . . . .	566,976,700.00	-	-	-	-	566,976,700.00
SUBTOTAL FY 1976	69,212,687,224.69	23,870,896,671.13	-47,267,041.19	18,285,947,455.50	92,088,736.76	74,658,280,662.37
TRANSITION QUARTER						
UNDISBURSED FUNDS. . . . .	3,854,318,956.08	4,872,275,814.75	1,804,848,055.57	5,610,275,234.75	172,913,739.65	4,748,253,852.00
PROPRIETARY RECEIPTS FROM THE PUBLIC . . . . .	-	-87,170,697.08	-	-87,170,697.08	-	-
INTRABUDGETARY RECEIPTS. . . . .	-	3,941,829.52	-	3,941,829.52	-	-
UNFUNDED CONTRACT AUTHORITY. . . . .	4,077,964.94	2,518,731.80	-	-	-	6,596,696.74
AUTHORITY TO BORROW FROM THE TREASURY. . . . .	9,321,919,541.35	-	43,271,266.95	-	2,000,000,000.00	7,365,190,808.30
AUTHORITY TO BORROW FROM THE PUBLIC. . . . .	10,055,000.00	-	-	-	-	10,055,000.00
AUTHORITY TO BORROW FROM TREASURY AND THE PUBLIC . . . . .	595,000,000.00	10,000,000,000.00	-455,000,000.00	-	-	10,140,000,000.00
INVESTMENTS IN PUBLIC DEBT SECURITIES. . . . .	60,305,932,500.00	-	-1,407,267,500.00	-	-	58,898,665,000.00
INVESTMENTS IN AGENCY SECURITIES . . . . .	566,976,700.00	-	-	-	-	566,976,700.00
SUBTOTAL T.Q.	74,658,280,662.37	14,791,565,678.99	-14,148,177.48	5,527,046,367.19	2,172,913,739.65	81,735,738,057.04
ACCOUNTS RECEIVABLE. . . . .	4,219,929,614.84	-	-	-	109,133,073.25	4,110,796,541.59
UNFILLED CUSTOMER ORDERS . . . . .	3,164,378.51	-	-	-	-594,953.36	3,759,331.87
FUND EQUITIES						
UNOBLIGATED BALANCE. . . . .	-64,285,462,361.37	-	-	-	11,562,464,869.34	-75,847,927,230.71
ACCOUNTS PAYABLE . . . . .	-6,953,016,245.66	-	-	-	-247,455,442.56	-6,705,560,803.10
UNDELIVERED ORDERS . . . . .	-2,197,336,046.01	-	-	-	1,099,469,850.68	-3,296,805,896.69
TOTAL, INDEPENDENT AGENCIES FY 1976	<sup>6</sup> -33,435.00	23,870,896,671.13	-47,267,041.19	18,285,947,455.50	92,088,736.76	-
TOTAL, INDEPENDENT AGENCIES T.Q.	-	14,791,565,678.99	-14,148,177.48	5,527,046,367.19	14,695,931,137.00	-
UNDISTRIBUTED OFFSETTING RECEIPTS SEE TABLE B . . . . . FY 1976	-	-14,704,374,664.77	-	-14,704,374,664.77	-	-
UNDISTRIBUTED OFFSETTING RECEIPTS SEE TABLE B . . . . . T.Q.	-	-2,566,530,144.04	-	-2,566,530,144.04	-	-
TOTAL BUDGET APPROPRIATIONS, OUTLAYS AND BALANCES FY 1976	<sup>3</sup> 33,406,522.41	403,740,395,600.61	-	365,610,128,734.37	21,041,620,087.81	-
TOTAL BUDGET APPROPRIATIONS, OUTLAYS AND BALANCES T.Q.	-	111,767,892,878.83	-	94,472,995,854.21	34,337,792,445.78	<sup>3</sup> 78,653,836.65
OFF-BUDGET FEDERAL AGENCIES						
FUND RESOURCES						
UNDISBURSED FUNDS. . . . .	711,391,015.43	30,000,000.00	7,909,529,637.30	8,016,330,824.05	130,780,126.93	503,809,701.75
AUTHORITY TO BORROW FROM THE TREASURY. . . . .	7,763,725,598.07	10,281,482,688.82	-8,913,039,637.30	-	-	9,132,168,649.59
AUTHORITY TO BORROW FROM THE PUBLIC. . . . .	19,707,713,888.61	-	-926,275,000.00	-	-	18,781,438,888.61
AUTHORITY TO BORROW FROM TREASURY AND THE PUBLIC . . . . .	8,250,000,000.00	-	-1,248,000,000.00	-	-	7,002,000,000.00
INVESTMENTS IN PUBLIC DEBT SECURITIES. . . . .	745,173,500.00	-	249,585,000.00	-	-	994,758,500.00
INVESTMENTS IN AGENCY SECURITIES . . . . .	3,975,000.00	-	-	-	-	3,975,000.00
SUBTOTAL FY 1976	37,181,979,002.11	10,311,482,688.82	<sup>7</sup> -2,928,200,000.00	8,016,330,824.05	130,780,126.93	36,418,150,739.95
TRANSITION QUARTER						
UNDISBURSED FUNDS. . . . .	503,809,701.75	7,500,000.00	2,635,338,521.06	2,004,642,635.54	36,614,581.67	1,105,391,005.60
AUTHORITY TO BORROW FROM THE TREASURY. . . . .	9,132,168,649.59	3,855,502,021.06	-3,439,892,021.06	-	1,518,654,481.70	8,029,124,167.89
AUTHORITY TO BORROW FROM THE PUBLIC. . . . .	18,781,438,888.61	1,101,632,551.46	-150,750,000.00	-	2,685,795,855.13	17,046,525,584.94
AUTHORITY TO BORROW FROM TREASURY AND THE PUBLIC . . . . .	7,002,000,000.00	-	-500,000,000.00	-	-	6,502,000,000.00
INVESTMENTS IN PUBLIC DEBT SECURITIES. . . . .	994,758,500.00	-	620,728,500.00	-	-	1,615,487,000.00
INVESTMENTS IN AGENCY SECURITIES . . . . .	3,975,000.00	-	-3,975,000.00	-	-	-
SUBTOTAL T.Q.	36,418,150,739.95	4,964,634,572.52	<sup>8</sup> -838,550,000.00	2,004,642,635.54	4,241,064,918.50	34,298,527,758.43
ACCOUNTS RECEIVABLE. . . . .	3,796,764,793.85	-	-	-	-2,989,450,971.91	6,786,215,765.76
FUND EQUITIES						
UNOBLIGATED BALANCE. . . . .	-24,546,304,304.20	-	-	-	-2,555,380,112.14	-21,990,924,192.06
ACCOUNTS PAYABLE . . . . .	-13,977,509,789.94	-	-	-	2,594,221,623.58	-16,571,731,413.52
UNDELIVERED ORDERS . . . . .	-2,454,949,701.82	-	-	-	67,138,216.79	-2,522,087,918.61
TOTAL, OFF-BUDGET FEDERAL AGENCIES FY 1976	<sup>6</sup> -20,000.00	10,311,482,688.82	<sup>7</sup> -2,928,200,000.00	8,016,330,824.05	130,780,126.93	-
TOTAL, OFF-BUDGET FEDERAL AGENCIES T.Q.	-	4,964,634,572.52	<sup>8</sup> -838,550,000.00	2,004,642,635.54	1,357,593,674.82	-
TOTAL BUDGET APPROPRIATIONS, OUTLAYS AND BALANCES INCLUDING OFF-BUDGET AGENCIES FY 1976 . . . . .	33,386,522.41	414,051,878,289.43	<sup>7</sup> -2,928,200,000.00	373,626,459,558.42	21,172,400,214.74	-
TOTAL BUDGET APPROPRIATIONS, OUTLAYS AND BALANCES INCLUDING OFF-BUDGET AGENCIES T.Q. . . . .	-	116,732,527,451.35	<sup>8</sup> -838,550,000.00	96,477,638,489.75	35,695,386,120.60	<sup>3</sup> 78,653,836.65

TABLE I — SUMMARY OF BUDGET APPROPRIATIONS, OUTLAYS, AND BALANCES, FISCAL YEAR 1976 AND TRANSITION QUARTER — Continued

Organization	Balances beginning of fiscal year <u>1</u> /	Appropriations and other obligational authority	Transfers, borrowings, and investments (net)	Outlays (net)	Balances withdrawn and other transactions	Balances end of fiscal year <u>2</u> /
<b>SUMMARY</b>						
FUND RESOURCES						
UNDISBURSED FUNDS . . . . .	117,124,739,341.20	438,829,175,365.78	-1,927,490,027.17	418,931,606,376.06	161,359,440.03	130,721,830,126.35
APPROPRIATIONS AVAILABLE IN PRIOR FISCAL YEAR . . . . .	-	-4,396,240,737.37	-	-	-	-
APPROPRIATIONS AVAILABLE FROM SUBSEQUENT FISCAL YEAR . . . . .	-	184,612,000.00	-	-	-	-
PROPRIETARY RECEIPTS FROM THE PUBLIC . . . . .	-	-11,235,266,963.07	-	-11,235,266,963.07	-	-
RECEIPTS FROM OFF-BUDGET FEDERAL AGENCIES . . . . .	-	-937,635,413.91	-	-937,635,413.91	-	-
UNDISTRIBUTED OFFSETTING RECEIPTS—	-	-	-	-	-	-
SEE TABLE B . . . . .	-	-14,704,374,664.77	-	-14,704,374,664.77	-	-
INTRABUDGETARY RECEIPTS . . . . .	-	-26,444,200,599.94	-	-26,444,200,599.94	-	-
UNFUNDED CONTRACT AUTHORITY . . . . .	209,112,720,929.32	21,496,117,421.64	-	-	15,529,606,888.94	215,079,231,462.02
AUTHORITY TO BORROW FROM THE TREASURY . . . . .	44,223,266,926.04	63,273,986.15	1,252,511,788.83	-	5,364,787,558.84	40,174,265,142.18
AUTHORITY TO BORROW FROM THE PUBLIC . . . . .	12,947,483.34	-104,064,793.90	184,494,865.63	-	80,000,000.00	13,377,555.07
AUTHORITY TO BORROW FROM TREASURY AND THE PUBLIC . . . . .	1,340,000,000.00	989,000,000.00	-1,828,133,800.00	-	-94,133,800.00	595,000,000.00
APPLIED TO REDUCTION OF AGENCY DEBT . . . . .	-	-	-	-	-	-
INVESTMENTS IN PUBLIC DEBT SECURITIES . . . . .	143,086,431,800.00	-	2,306,023,672.00	-	-	145,392,455,472.00
INVESTMENTS IN AGENCY SECURITIES . . . . .	1,938,110,934.42	-	12,593,500.71	-	-	1,950,704,435.13
ACCOUNTS RECEIVABLE . . . . .	14,427,676,604.17	-	-	-	-	-
UNFILLED CUSTOMER ORDERS . . . . .	17,628,956,809.38	-	-	-	-	-
UNOBLIGATED BALANCE . . . . .	-387,938,780,751.93	-	-	-	-	-
ACCOUNTS PAYABLE . . . . .	-40,965,552,230.16	-	-	-	-	-
UNDELIVERED ORDERS . . . . .	-119,957,111,323.37	-	-	-	-	-
TOTAL BUDGET APPROPRIATIONS, OUTLAYS AND BALANCES FY . . . . .	<sup>3</sup> 33,406,522.41	403,740,395,600.61	-	365,610,128,734.37	21,041,620,087.81	-
<b>SUMMARY</b>						
UNDISBURSED FUNDS . . . . .	130,721,326,083.32	102,017,724,725.33	3,661,614,136.38	106,679,918,566.78	3,185,218,166.16	130,929,528,212.09
APPROPRIATIONS AVAILABLE IN PRIOR FISCAL YEAR . . . . .	-	4,394,000,000.00	-	-	-	-
APPROPRIATIONS AVAILABLE FROM SUBSEQUENT FISCAL YEAR . . . . .	-	-3,959,667,319.37	-	-3,959,667,319.37	-	-
PROPRIETARY RECEIPTS FROM THE PUBLIC . . . . .	-	-374,601,240.10	-	-374,601,240.10	-	-
RECEIPTS FROM OFF-BUDGET FEDERAL AGENCIES . . . . .	-	-	-	-	-	-
UNDISTRIBUTED OFFSETTING RECEIPTS—	-	-	-	-	-	-
SEE TABLE B . . . . .	-	-2,566,530,144.04	-	-2,566,530,144.04	-	-
INTRABUDGETARY RECEIPTS . . . . .	-	-5,306,124,009.06	-	-5,306,124,009.06	-	-
UNFUNDED CONTRACT AUTHORITY . . . . .	215,079,231,462.02	615,408,971.06	-	-	2,330,100,246.23	213,364,540,186.85
AUTHORITY TO BORROW FROM THE TREASURY . . . . .	40,174,265,142.18	6,770,858,375.34	-631,948,621.09	-	-3,127,355,177.88	49,440,530,074.31
AUTHORITY TO BORROW FROM THE PUBLIC . . . . .	13,377,555.07	-35,176,480.33	70,158,074.14	-	35,000,000.00	13,359,148.88
AUTHORITY TO BORROW FROM TREASURY AND THE PUBLIC . . . . .	595,000,000.00	10,212,000,000.00	-664,049,250.00	-	2,950,750.00	10,140,000,000.00
APPLIED TO REDUCTION OF AGENCY DEBT . . . . .	-	-	-	-	-	-
INVESTMENTS IN PUBLIC DEBT SECURITIES . . . . .	145,392,455,472.00	-	-2,432,326,475.00	-	-	142,960,128,997.00
INVESTMENTS IN AGENCY SECURITIES . . . . .	1,950,704,435.13	-	-3,447,864.43	-	-	1,947,256,570.70
ACCOUNTS RECEIVABLE . . . . .	-	-	-	-	-7,941,830,183.58	22,369,506,787.75
UNFILLED CUSTOMER ORDERS . . . . .	-	-	-	-	-2,682,729,941.57	20,311,686,750.95
UNOBLIGATED BALANCE . . . . .	-	-	-	-	-103,937,122,406.04	-284,001,658,345.89
ACCOUNTS PAYABLE . . . . .	-	-	-	-	10,224,038,730.74	-51,189,590,960.90
UNDELIVERED ORDERS . . . . .	-	-	-	-	136,249,522,261.72	-256,206,633,585.09
TOTAL BUDGET APPROPRIATIONS, OUTLAYS AND BALANCES T.Q. . . . .	-	111,767,892,878.83	-	94,472,995,854.21	34,337,792,445.78	<sup>3</sup> 78,653,836.65

**FOOTNOTES**

- 1 Several opening balances do not agree with closing balances, due to budgetary account reclassifications and adjustments pursuant to specific Congressional Legislation.
- 2 Unobligated balance represents no year or unexpired multiple year accounts, unless otherwise footnoted. For detail, see related departments.
- 3 Pursuant to 31 USC 66B (a), only Executive agencies are required to report their financial condition.
- 4 The distribution of unpaid obligations as between (1) undelivered orders and contracts and (2) accounts payable and accrued liabilities, with respect to the accounts of the Department of Defense, is largely on the basis of estimates furnished by the respective military departments.
- 5 Includes \$380,405,959.01 in reimbursements anticipated on customer's orders for the Military Assistance Payments Program, 22 USC 1819.

- 6 Represents undistributed charges or credits under the Simplified Intragovernmental Billing and Collection System.
- 7 Represents loans to agencies in lieu of agencies borrowing through Treasury or issuing their securities to the public:
 

Tennessee Valley Authority-----	-\$745,000,000.00
Export-Import Bank of the United States-----	-935,200,000.00
U.S. Postal Service-----	-1,248,000,000.00
- 8 Represents repayments from federal agencies to the Federal Financing Bank:
 

Tennessee Valley Authority-----	-\$555,000,000.00
Export-Import Bank of the United States-----	216,450,000.00
U.S. Postal Service-----	-500,000,000.00

Table J - SUMMARY OF BUDGET APPROPRIATIONS,  
By Organizational  
(Cents omitted therefore)

Organization	Balances, beginning of period <sup>1/</sup>	Appropriations and other obligational authority	Transfers, borrowings, and invest- ments (net)	Outlays (net)
<b>LEGISLATIVE BRANCH</b>				
SENATE . . . . .	\$14,290,467	\$128,309,813	-- -- --	\$125,365,609
HOUSE OF REPRESENTATIVES . . . . .	17,297,698	228,981,485	-- -- --	157,524,650
JOINT ITEMS . . . . .	1,774,885	70,750,465	-- -- --	51,232,987
OFFICE OF TECHNOLOGY ASSESSMENT . . . . .	2,240,835	6,578,025	-- -- --	5,035,035
CONGRESSIONAL BUDGET OFFICE . . . . .	-- -- --	4,868,440	-- -- --	2,763,187
ARCHITECT OF THE CAPITOL . . . . .	183,955,739	76,290,047	-- -- --	57,282,464
BOTANIC GARDEN . . . . .	93,334	1,252,500	-- -- --	1,235,068
LIBRARY OF CONGRESS . . . . .	36,531,525	124,273,249	-- -- --	117,194,529
GOVERNMENT PRINTING OFFICE . . . . .	37,955,397	153,868,700	-- -- --	93,391,557
GENERAL ACCOUNTING OFFICE . . . . .	6,509,102	134,902,835	-- -- --	131,778,429
COST-ACCOUNTING STANDARDS BOARD . . . . .	134,749	1,635,000	-- -- --	1,447,283
UNITED STATES TAX COURT . . . . .	4,361,068	6,802,796	-- -- --	6,919,995
FEDERAL ELECTION COMMISSION . . . . .	247,270	5,000,000	-- -- --	3,679,733
PROPRIETARY RECEIPTS FROM THE PUBLIC . . . . .	-- -- --	-15,480,955	-- -- --	-15,480,955
INTRABUDGETARY TRANSACTIONS . . . . .	-- -- --	-317,850	-- -- --	-317,850
<b>TOTAL, LEGISLATIVE BRANCH FY 1976 . . . . .</b>	<b>305,356,077</b>	<b>527,714,545</b>	<b>-- -- --</b>	<b>779,051,722</b>
<b>TRANSITION QUARTER</b>				
<b>LEGISLATIVE BRANCH</b>				
SENATE . . . . .	12,664,295	36,410,450	-- -- --	31,671,504
HOUSE OF REPRESENTATIVES . . . . .	48,754,533	57,097,885	-- -- --	56,648,134
JOINT ITEMS . . . . .	21,146,468	13,401,920	-- -- --	17,566,195
OFFICE OF TECHNOLOGY ASSESSMENT . . . . .	3,783,829	1,512,000	-- -- --	1,156,990
CONGRESSIONAL BUDGET OFFICE . . . . .	2,105,253	1,184,085	-- -- --	1,175,838
ARCHITECT OF THE CAPITOL . . . . .	202,967,322	9,887,000	-- -- --	15,200,375
BOTANIC GARDEN . . . . .	110,766	297,000	-- -- --	283,570
LIBRARY OF CONGRESS . . . . .	43,610,249	31,228,503	-- -- --	27,432,379
GOVERNMENT PRINTING OFFICE . . . . .	81,795,968	38,513,400	-- -- --	40,588,677
GENERAL ACCOUNTING OFFICE . . . . .	9,633,508	35,425,000	-- -- --	32,691,469
COST-ACCOUNTING STANDARDS BOARD . . . . .	322,467	410,000	-- -- --	324,589
UNITED STATES TAX COURT . . . . .	4,243,868	1,690,759	-- -- --	1,754,453
FEDERAL ELECTION COMMISSION . . . . .	1,567,538	1,250,000	-- -- --	1,343,031
PROPRIETARY RECEIPTS FROM THE PUBLIC . . . . .	-- -- --	-3,391,258	-- -- --	-3,391,258
INTRABUDGETARY TRANSACTIONS . . . . .	-- -- --	-163,499	-- -- --	-163,499
<b>TOTAL, LEGISLATIVE BRANCH T.Q. . . . .</b>	<b>432,706,066</b>	<b>224,761,246</b>	<b>-- -- --</b>	<b>224,882,447</b>
<b>THE JUDICIARY</b>				
SUPREME COURT OF THE UNITED STATES . . . . .	1,013,640	8,035,500	-- -- --	7,165,131
COURT OF CUSTOMS AND PATENT APPEALS . . . . .	25,624	853,000	-- -- --	843,740
CUSTOMS COURT . . . . .	103,990	2,625,500	-- -- --	2,520,554
COURT OF CLAIMS . . . . .	154,860	2,454,000	-- -- --	2,399,935
COURTS OF APPEALS, DISTRICT COURTS, AND OTHER JUDICIAL SERVICES . . . . .	29,295,055	246,656,000	-600,000	238,084,764
ADMINISTRATIVE OFFICE OF THE UNITED STATES COURTS . . . . .	667,054	7,431,000	600,000	7,617,120
FEDERAL JUDICIAL CENTER . . . . .	1,613,725	6,565,000	-- -- --	4,135,338
SPACE AND FACILITIES, THE JUDICIARY . . . . .	5,731,288	64,000,000	-- -- --	56,454,453
EXPENSES, UNITED STATES COURT FACILITIES . . . . .	2,280,808	4,570,000	-- -- --	4,414,810
COMMISSION ON BANKRUPTCY LAWS OF THE UNITED STATES . . . . .	-- -- --	-- -- --	-- -- --	-208
BICENTENNIAL EXPENSES, THE JUDICIARY . . . . .	-- -- --	2,000,000	-- -- --	107,059
JUDICIARY TRUST FUNDS . . . . .	9,968,694	4,362,543	-- -- --	3,593,237
PROPRIETARY RECEIPTS FROM THE PUBLIC . . . . .	-- -- --	-2,314,849	-- -- --	-2,314,849
<b>TOTAL, THE JUDICIARY FY 1976 . . . . .</b>	<b>51,694,741</b>	<b>347,281,695</b>	<b>-- -- --</b>	<b>325,021,084</b>
<b>TRANSITION QUARTER</b>				
<b>THE JUDICIARY</b>				
SUPREME COURT OF THE UNITED STATES . . . . .	2,684,009	1,771,200	-- -- --	1,872,244
COURT OF CUSTOMS AND PATENT APPEALS . . . . .	34,884	224,000	-- -- --	221,765
CUSTOMS COURT . . . . .	212,936	677,500	-- -- --	630,071
COURT OF CLAIMS . . . . .	248,925	623,000	-- -- --	587,385
COURTS OF APPEALS, DISTRICT COURTS, AND OTHER JUDICIAL SERVICES . . . . .	37,306,295	63,122,000	-150,000	61,254,515
ADMINISTRATIVE OFFICE OF THE UNITED STATES COURTS . . . . .	1,080,934	1,505,000	150,000	2,272,639
FEDERAL JUDICIAL CENTER . . . . .	4,043,387	1,735,000	-- -- --	1,148,757
SPACE AND FACILITIES, THE JUDICIARY . . . . .	13,276,834	16,000,000	-- -- --	16,188,928
EXPENSES, UNITED STATES COURT FACILITIES . . . . .	2,435,998	425,000	-- -- --	958,351
COMMISSION ON BANKRUPTCY LAWS OF THE UNITED STATES . . . . .	208	-- -- --	-- -- --	208
BICENTENNIAL EXPENSES, THE JUDICIARY . . . . .	1,892,941	-- -- --	-- -- --	11,681
JUDICIARY TRUST FUNDS . . . . .	10,738,001	1,125,522	-- -- --	867,976
PROPRIETARY RECEIPTS FROM THE PUBLIC . . . . .	-- -- --	-826,332	-- -- --	-826,332
<b>TOTAL, THE JUDICIARY T.Q. . . . .</b>	<b>73,955,352</b>	<b>86,790,291</b>	<b>-- -- --</b>	<b>85,188,187</b>

OUTLAYS, AND BALANCES, F.Y. 1976 AND T.Q.  
 Units or Program  
 details will not add to totals)

Balances with- drawn and other transactions	Unexpended appro- priations, other authorizations, and investments held	Balances, end of period				Unobligated <sup>2/</sup>
		Unpaid obligations		Receivables (deduct)		
		Undelivered orders and contracts	Accounts payable and other liabilities	Reimbursements earned and refunds	Unfilled customer orders	
\$4,570,372	\$12,664,259	-	-	-	-	-
-	48,754,533	-	-	-	-	-
145,855	21,146,466	-	-	-	-	-
-	3,783,825	-	-	-	-	-
-	2,105,252	-	-	-	-	-
-	202,967,322	-	-	-	-	-
-	110,766	-	-	-	-	-
-	43,610,245	-	-	-	-	-
10,636,572	81,755,566	-	-	-	-	-
-	9,632,508	-	-	-	-	-
-	322,467	-	-	-	-	-
-	4,242,868	-	-	-	-	-
-	1,567,528	-	-	-	-	-
-	-	-	-	-	-	-
-	-	-	-	-	-	-
21,352,835	432,706,066	-	-	-	-	-
-	317,403,245	-	-	-	-	-
2,542,088	346,662,156	-	-	4,177,594	-	4,280,391
340,812	316,641,381	-	-	-	-	-
-115,466	4,258,305	\$935,457	357,902	-5705	-	2,920,237
125,263	1,388,237	1,109,433	278,804	-	-	-
1,504,907	195,745,040	-	87,650,199	5,870	-	108,098,710
22,125	102,058	-	96,375	7,845	-	13,532
1,824,564	45,581,405	20,605,579	5,019,581	1,162,641	-	21,118,490
2,846,378	70,872,313	92,443,161	78,430,427	55,544,408	\$66,316,165	72,255,299
1,871,317	10,455,721	2,803,025	6,735,771	1,103,076	-	-
285,000	122,878	48,266	75,428	15	-	-
53,407	4,054,760	2,156,569	372,018	6,597	-	1,569,777
-55,591	1,530,458	646,474	857,778	13,754	-	-
-	-	-	-	-	-	-
11,682,817	420,502,048	120,815,365	183,732,878	102,244,202	66,316,165	206,260,436
-	2,684,000	-	-	-	-	-
-	34,084	-	-	-	-	-
-	212,536	-	-	-	-	-
-	248,925	-	-	-	-	-
-	37,306,255	-	-	-	-	-
-	1,000,534	-	-	-	-	-
-	4,043,287	-	-	-	-	-
-	13,276,834	-	-	-	-	-
-	2,435,558	-	-	-	-	-
-	208	-	-	-	-	-
-	1,852,541	-	-	-	-	-
-	10,738,001	-	-	-	-	-
-	-	-	-	-	-	-
-	73,555,252	-	-	-	-	-
355,664	2,162,301	810,225	905,436	11,600	-	479,240
7,180	25,939	2,552	27,387	-	-	-
132,575	127,786	7,206	120,580	-	-	-
10,652	273,687	188,530	85,358	-	-	-
5,236,736	33,785,044	3,217,532	20,558,950	-	-	10,006,562
75,640	787,654	118,833	671,635	3,555	-	1,185
196,357	4,437,273	3,868,409	568,670	-	-	195
7,256,537	5,831,370	884,564	5,086,077	135,271	-	-
57,806	1,804,841	1,615,616	307,712	122,487	-	-
-	-	-	-	-	-	-
-	1,881,260	903	554,582	-	-	1,325,775
-	10,555,547	7,517	156,610	107,054	-	10,942,875
-	-	-	-	-	-	-
13,415,152	62,142,302	10,725,886	29,042,955	384,411	-	22,757,832



Table J - SUMMARY OF BUDGET APPROPRIATIONS,  
By Organizational  
(Cents omitted therefore)

Organization	Balances, beginning of period <sup>1/</sup>	Appropriations and other obligational authority	Transfers, borrowings, and invest- ments (net)	Outlays (net)
<b>EXECUTIVE OFFICE OF THE PRESIDENT</b>				
COMPENSATION OF THE PRESIDENT . . . . .	- - - - -	250,000	- - - - -	250,000
THE WHITE HOUSE OFFICE . . . . .	1,222,057	16,763,000	- - - - -	15,791,028
EXECUTIVE RESIDENCE . . . . .	104,182	1,902,000	- - - - -	1,862,766
OFFICIAL RESIDENCE OF THE VICE PRESIDENT . . . . .	240,416	274,000	- - - - -	298,091
SPECIAL ASSISTANCE TO THE PRESIDENT . . . . .	150,681	1,001,000	- - - - -	1,044,422
COUNCIL OF ECONOMIC ADVISERS . . . . .	88,595	1,621,000	- - - - -	1,575,062
COUNCIL ON ENVIRONMENTAL QUALITY AND OFFICE OF ENVIRONMENTAL QUALITY . . . . .	1,037,895	3,236,000	- - - - -	3,181,074
COUNCIL ON INTERNATIONAL ECONOMIC POLICY . . . . .	283,219	1,650,000	- - - - -	1,613,995
COUNCIL ON WAGE AND PRICE STABILITY . . . . .	256,378	1,585,000	- - - - -	1,463,647
OFFICE OF DRUG ABUSE POLICY . . . . .	- - - - -	250,000	- - - - -	- - - - -
DOMESTIC COUNCIL . . . . .	87,984	1,646,000	- - - - -	1,507,536
NATIONAL SECURITY COUNCIL . . . . .	777,075	3,052,000	- - - - -	3,192,183
OFFICE OF MANAGEMENT AND BUDGET . . . . .	1,513,835	25,004,000	- - - - -	23,551,348
PROPRIETARY RECEIPTS FROM THE PUBLIC . . . . .	- - - - -	37	- - - - -	37
OFFICE OF SCIENCE AND TECHNOLOGY POLICY . . . . .	- - - - -	500,000	- - - - -	- - - - -
OFFICE OF THE SPECIAL REPRESENTATIVE FOR TRADE NEGOTIATIONS . . . . .	477,702	2,020,000	- - - - -	2,017,584
OFFICE OF TELECOMMUNICATIONS POLICY . . . . .	1,342,675	8,500,000	- - - - -	9,009,301
SPECIAL ACTION OFFICE FOR DRUG ABUSE PREVENTION . . . . .	19,390,355	- - - - -	- - - - -	12,825,535
<b>TOTAL, EXECUTIVE OFFICE OF THE PRESIDENT FY 1976 . . . . .</b>	<b>26,973,092</b>	<b>65,256,037</b>	<b>- - - - -</b>	<b>79,223,609</b>
<b>TRANSITION QUARTER</b>				
<b>EXECUTIVE OFFICE OF THE PRESIDENT</b>				
COMPENSATION OF THE PRESIDENT . . . . .	- - - - -	62,500	- - - - -	62,500
THE WHITE HOUSE OFFICE . . . . .	2,194,065	4,151,000	- - - - -	4,136,078
EXECUTIVE RESIDENCE . . . . .	143,416	485,000	- - - - -	542,572
OFFICIAL RESIDENCE OF THE VICE PRESIDENT . . . . .	216,325	26,000	- - - - -	33,752
SPECIAL ASSISTANCE TO THE PRESIDENT . . . . .	107,259	252,000	- - - - -	217,067
COUNCIL OF ECONOMIC ADVISERS . . . . .	134,533	400,000	- - - - -	323,392
COUNCIL ON ENVIRONMENTAL QUALITY AND OFFICE OF ENVIRONMENTAL QUALITY . . . . .	1,092,825	822,000	- - - - -	336,101
COUNCIL ON INTERNATIONAL ECONOMIC POLICY . . . . .	319,224	412,000	- - - - -	245,656
COUNCIL ON WAGE AND PRICE STABILITY . . . . .	381,730	418,000	- - - - -	565,845
OFFICE OF DRUG ABUSE POLICY . . . . .	250,000	- - - - -	- - - - -	- - - - -
DOMESTIC COUNCIL . . . . .	226,448	413,000	- - - - -	337,206
NATIONAL SECURITY COUNCIL . . . . .	636,892	674,000	- - - - -	607,309
OFFICE OF MANAGEMENT AND BUDGET . . . . .	2,926,487	6,245,000	- - - - -	5,372,664
OFFICE OF SCIENCE AND TECHNOLOGY POLICY . . . . .	500,000	500,000	- - - - -	2,553
OFFICE OF THE SPECIAL REPRESENTATIVE FOR TRADE NEGOTIATIONS . . . . .	480,118	505,000	- - - - -	500,118
OFFICE OF TELECOMMUNICATIONS POLICY . . . . .	833,373	2,100,000	- - - - -	2,135,779
SPECIAL ACTION OFFICE FOR DRUG ABUSE PREVENTION . . . . .	6,564,820	- - - - -	- - - - -	787,524
<b>TOTAL, EXECUTIVE OFFICE OF THE PRESIDENT T.C. . . . .</b>	<b>17,007,515</b>	<b>17,514,500</b>	<b>- - - - -</b>	<b>16,206,117</b>
<b>FUNDS APPROPRIATED TO THE PRESIDENT</b>				
APPALACHIAN REGIONAL DEVELOPMENT PROGRAMS . . . . .	663,774,270	311,000,000	- - - - -	319,282,501
DISASTER RELIEF . . . . .	544,956,218	150,000,000	- - - - -	291,136,976
ECONOMIC STABILIZATION ACTIVITIES . . . . .	646,045	- - - - -	- - - - -	450,441
UNANTICIPATED NEEDS . . . . .	154,197	1,000,000	- - - - -	373,239
EXPANSION OF DEFENSE PRODUCTION . . . . .	-1,860,692	- - - - -	- - - - -	-1,860,692
EXPENSES OF MANAGEMENT IMPROVEMENT . . . . .	649,520	- - - - -	- - - - -	129,957
<b>FOREIGN ASSISTANCE</b>				
INTERNATIONAL SECURITY ASSISTANCE . . . . .	20,136,730,236	15,661,160,218	- - - - -	8,577,184,444
PROPRIETARY RECEIPTS FROM THE PUBLIC . . . . .	- - - - -	-7,475,766,550	- - - - -	-7,475,786,590
INDOCHINA POSTWAR RECONSTRUCTION ASSISTANCE . . . . .	192,057,799	- - - - -	- - - - -	64,513,182
<b>INTERNATIONAL DEVELOPMENT ASSISTANCE</b>				
<b>MULTILATERAL ASSISTANCE</b>				
INTERNATIONAL FINANCIAL INSTITUTIONS . . . . .	12,307,762,008	655,634,909	- - - - -	901,949,420
INTERNATIONAL ORGANIZATIONS AND PROGRAMS . . . . .	73,249,868	401,750,000	- - - - -	143,879,864
<b>TOTAL, MULTILATERAL ASSISTANCE . . . . .</b>	<b>12,381,011,876</b>	<b>1,057,384,909</b>	<b>- - - - -</b>	<b>1,045,829,284</b>
<b>BILATERAL ASSISTANCE . . . . .</b>	<b>2,680,198,793</b>	<b>1,020,703,597</b>	<b>- - - - -</b>	<b>980,780,251</b>
PROPRIETARY RECEIPTS FROM THE PUBLIC . . . . .	- - - - -	-357,245,368	- - - - -	-357,249,368
<b>TOTAL, INTERNATIONAL DEVELOPMENT ASSISTANCE . . . . .</b>	<b>15,061,210,669</b>	<b>1,760,839,138</b>	<b>- - - - -</b>	<b>1,669,360,167</b>
INTERNATIONAL NARCOTICS CONTROL ASSISTANCE . . . . .	39,587,732	37,500,000	- - - - -	42,088,549
CONTINGENCIES . . . . .	110,406,724	55,000,000	- - - - -	37,823,882
<b>TOTAL, FOREIGN ASSISTANCE . . . . .</b>	<b>35,539,993,161</b>	<b>10,038,712,765</b>	<b>- - - - -</b>	<b>2,915,163,633</b>
<b>NAVAL PETROLEUM RESERVE STRATEGIC</b>				
PETROLEUM STORAGE . . . . .	- - - - -	24,152,000	- - - - -	- - - - -
EMERGENCY MIGRATION AND REFUGEE ASSISTANCE . . . . .	- - - - -	15,000,000	- - - - -	- - - - -
PUBLIC WORKS ACCELERATION . . . . .	1,170,445	- - - - -	- - - - -	- - - - -
<b>TOTAL, FUNDS APPROPRIATED TO THE PRESIDENT FY 1976 . . . . .</b>	<b>36,949,483,170</b>	<b>10,535,864,765</b>	<b>- - - - -</b>	<b>3,524,692,056</b>

OUTLAYS, AND BALANCES, F.Y. 1976 AND T.Q. - Continued  
 Units or Program  
 details will not add to totals)

Balances with- drawn and other transactions	Unexpended appro- priations, other authorizations, and investments held	Balances, end of period				Unobligated <sup>2/</sup>
		Unpaid obligations		Receivables (deduct)		
		Undelivered orders and contracts	Accounts payable and other liabilities	Reimbursements earned and refunds	Unfilled customer orders	
	2,194,069					
	143,416					
	216,325					
	107,259					
	134,533					
	1,092,625					
	315,224					
	361,730					
	250,000					
	226,448					
	626,892					
	2,926,467					
	500,000					
	460,118					
	833,373					
	6,564,620					
	17,007,515					
887,222	1,361,769		1,361,769			
-22,505	108,345	144,550	155,297	231,458		
-441	205,013		209,013			
45,750	57,441	19,661	77,780			
63,737	147,403	21,186	126,359	143		
159,421	1,415,303	1,674,978	219,556	475,407		136
222,562	262,567	210,266	58,766	6,047		
-5,853	235,735	170,165	76,109	6,535		
250,000						
124,810	177,431	28,600	149,512	681		
77,586	625,556	224,561	400,615			
1,655,554	2,142,665	454,519	1,734,701	46,751		
51,715	505,728	901,533	4,195			
125,343	365,657	177,858	187,950	2,150		
31,641	765,553	575,256	205,638	15,181		
315,607	5,461,685	4,913,670	800,593	611,330		358,755
4,026,574	14,288,527	5,517,706	5,808,093	1,255,762		358,891
	855,451,765					
	403,615,242					
	195,607					
	780,558					
	523,564					
8,868,873	27,211,827,137					
	127,544,618					
	12,101,447,457					
	331,120,004					
	12,432,567,501					
	2,720,122,135					
	15,152,665,640					
	34,555,184					
	127,562,642					
8,868,873	42,654,653,420					
	24,152,000					
	15,000,000					
	1,170,445					
8,868,873	43,955,787,006					

Table J - SUMMARY OF BUDGET APPROPRIATIONS,  
By Organizational  
(Cents omitted therefore)

Organization	Balances, beginning of period	Appropriations and other obligational authority	Transfers, borrowings, and invest- ments (net)	Outlays (net)
TRANSITION QUARTER				
FUNDS APPROPRIATED TO THE PRESIDENT				
APPALACHIAN REGIONAL DEVELOPMENT PROGRAMS . . .	855,491,769	12,500,000	- - - - -	73,539,214
DISASTER RELIEF . . . . .	403,819,242	37,500,000	- - - - -	71,320,906
ECONOMIC STABILIZATION ACTIVITIES . . . . .	155,607	-	- - - - -	32,006
UNANTICIPATED NEEDS . . . . .	780,958	250,000	- - - - -	-14,629
EXPANSION OF DEFENSE PRODUCTION . . . . .	- - - - -	-	- - - - -	-
EXPENSES OF MANAGEMENT IMPROVEMENT . . . . .	523,564	-	- - - - -	24,819
FOREIGN ASSISTANCE				
INTERNATIONAL SECURITY ASSISTANCE . . . . .	27,211,837,137	1,575,639,061	- - - - -	3,121,506,582
PROPRIETARY RECEIPTS FROM THE PUBLIC . . . . .	- - - - -	-2,653,422,305	- - - - -	-2,653,422,305
INDOCHINA POSTWAR RECONSTRUCTION ASSISTANCE . . . . .	127,544,618	-	- - - - -	-3,301,542
INTERNATIONAL DEVELOPMENT ASSISTANCE				
MULTILATERAL ASSISTANCE				
INTERNATIONAL FINANCIAL INSTITUTIONS . . . . .	12,101,447,497	- - - - -	- - - - -	345,426,982
INTERNATIONAL ORGANIZATIONS AND PROCFAMS . . . . .	331,120,004	18,550,000	- - - - -	84,285,556
TOTAL, MULTILATERAL ASSISTANCE . . . . .	12,432,567,501	18,550,000	- - - - -	429,712,578
BILATERAL ASSISTANCE . . . . .	2,720,122,139	234,425,476	- - - - -	349,237,185
PROPRIETARY RECEIPTS FROM THE PUBLIC . . . . .	- - - - -	-169,889,366	- - - - -	-169,889,366
TOTAL, INTERNATIONAL DEVELOPMENT ASSISTANCE . . . . .	15,152,689,640	83,090,110	- - - - -	609,060,397
INTERNATIONAL NARCOTICS CONTROL ASSISTANCE				
CONTINGENCIES . . . . .	34,999,184	5,375,000	- - - - -	3,043,787
	127,582,842	11,250,000	- - - - -	9,383,709
TOTAL, FOREIGN ASSISTANCE . . . . .	42,654,653,303	-574,068,115	- - - - -	1,086,270,627
NAVAL PETROLEUM RESERVE STRATEGIC				
PETROLEUM STORAGE . . . . .	24,152,000	27,690,408	- - - - -	- - - - -
PROPRIETARY RECEIPTS FROM THE PUBLIC . . . . .	- - - - -	-12,340,408	- - - - -	-12,340,408
EMERGENCY MIGRATION AND REFUGEE ASSISTANCE . . . . .	15,000,000	- - - - -	- - - - -	2,604,178
PUBLIC WORKS ACCELERATION . . . . .	1,170,445	-	- - - - -	- - - - -
TOTAL, FUNDS APPROPRIATED TO THE PRESIDENT T.O. . . . .	42,955,787,006	-508,468,115	- - - - -	1,221,436,713
DEPARTMENT OF AGRICULTURE				
DEPARTMENTAL MANAGEMENT				
DEPARTMENTAL ADMINISTRATION . . . . .	1,832,899	53,144,000	- - - - -	47,871,072
TOTAL, DEPARTMENTAL MANAGEMENT . . . . .	1,832,899	53,144,000	- - - - -	47,871,072
SCIENCE AND EDUCATION PROGRAMS				
AGRICULTURAL RESEARCH SERVICE . . . . .	67,990,129	291,135,456	- - - - -	247,441,542
ANIMAL AND PLANT HEALTH INSPECTION SERVICE . . . . .	45,547,873	379,485,465	4,426,000	376,445,366
COOPERATIVE STATE RESEARCH SERVICE . . . . .	32,517,534	114,460,000	- - - - -	104,587,231
EXTENSION SERVICE . . . . .	24,430,199	228,935,000	- - - - -	217,506,183
NATIONAL AGRICULTURAL LIBRARY . . . . .	639,041	5,539,000	- - - - -	5,371,705
TOTAL, SCIENCE AND EDUCATION PROGRAMS . . . . .	171,524,775	1,019,554,923	4,426,000	951,352,027
AGRICULTURAL ECONOMICS				
STATISTICAL REPORTING SERVICE . . . . .	692,920	31,436,821	- - - - -	31,850,089
ECONOMIC RESEARCH SERVICE . . . . .	-290,636	25,785,564	- - - - -	26,680,260
TOTAL, AGRICULTURAL ECONOMICS . . . . .	402,284	57,222,385	- - - - -	58,530,349
MARKETING SERVICES				
PACKERS AND STOCKYARD ADMINISTRATION . . . . .	351,057	5,171,000	- - - - -	5,163,834
FARMER COOPERATIVE SERVICE . . . . .	308,474	2,613,263	- - - - -	2,824,270
TOTAL, MARKETING SERVICES . . . . .	659,531	7,784,263	- - - - -	7,988,104
INTERNATIONAL PROGRAMS				
FOREIGN AGRICULTURAL SERVICE . . . . .	30,469,943	37,071,000	- - - - -	33,859,161
FOREIGN ASSISTANCE AND SPECIAL EXPERT PROGRAMS . . . . .	- - - - -	1,089,517,000	- - - - -	1,089,917,000
TOTAL, INTERNATIONAL PROGRAMS . . . . .	30,469,943	1,126,588,000	- - - - -	1,123,776,161
AGRICULTURAL STABILIZATION AND CONSERVATION				
AGRICULTURAL STABILIZATION AND CONSERVATION SERVICE . . . . .	448,511,805	424,704,231	- - - - -	338,991,876
TOTAL, AGRICULTURAL STABILIZATION AND CONSERVATION . . . . .	448,511,805	424,704,231	- - - - -	338,991,876
CORPORATIONS				
FEDERAL CROP INSURANCE CORPORATION . . . . .	46,504,656	12,000,000	- - - - -	15,289,607
COMMODITY CREDIT CORPORATION . . . . .	5,399,859,552	2,777,250,405	-4,426,000	714,904,673
TOTAL, CORPORATIONS . . . . .	5,446,364,208	2,789,250,405	-4,426,000	730,194,280

OUTLAYS, AND BALANCES, F.Y. 1976 AND T.Q. - Continued  
 Units or Program  
 details will not add to totals)

Balances with- drawn and other transactions	Unexpended appro- priations, other authorizations, and investments held	Balances, end of period				Unobligated <sup>2/</sup>
		Unpaid obligations		Receivables (deduct)		
		Undelivered orders and contracts	Accounts payable and other liabilities	Reimbursements earned and refunds	Unfilled customer orders	
-	794,452,556	597,574,863	33,599,713	21,532,258	-	225,210,237
-	369,558,336	651,694,598	4,284,720	-	393,842,491	67,661,509
163,602	-	-	5,860	-	-	249,522
1,017,052	28,454	-	229,437	200,943	-	-
-	-	-	-	-	-	-
-	458,745	8,000	35,012	-	-	455,733
159,563,185	25,506,006,448	15,554,514,600	989,305,245	1,503,325,850	-	10,065,512,492
4,871,530	125,574,623	14,305,519	2,182,411	1,335,005	-	110,625,702
-	11,756,020,515	1,841,057,799	-	-	-	5,514,562,715
1,016	265,282,352	29,994,652	35,282,406	405,402	-	200,515,737
1,016	12,021,402,507	1,871,052,452	35,282,406	405,402	-	10,115,478,452
62,747	2,605,251,683	1,786,021,776	234,033,052	176,785,005	-	761,585,865
63,763	14,626,655,590	3,657,074,227	269,315,457	177,158,411	-	10,877,464,317
-	41,330,357	25,016,654	13,616,931	187,673	-	2,884,685
4,495,081	124,550,051	108,353,434	7,086,645	81,543	-	9,591,516
169,357,565	40,424,517,105	19,755,264,434	1,281,506,690	1,662,132,727	-	21,066,278,711
-	51,842,408	22,806,851	-	-	-	29,035,557
-	12,355,822	-	3,755,822	-	-	8,640,000
4,650	1,165,755	1,165,755	-	-	-	-
170,582,513	41,655,255,266	21,032,514,542	1,323,417,254	1,704,521,305	393,842,451	21,397,731,270
-	7,105,828	-	-	-	-	-
-	7,105,828	-	-	-	-	-
-	111,664,045	-	-	-	-	-
-	53,412,572	-	-	-	-	-
-	42,390,303	-	-	-	-	-
-	35,855,017	-	-	-	-	-
-	806,335	-	-	-	-	-
-	244,152,672	-	-	-	-	-
-	275,652	-	-	-	-	-
-	-1,185,332	-	-	-	-	-
-	-905,680	-	-	-	-	-
-	388,229	-	-	-	-	-
-	57,468	-	-	-	-	-
-	455,690	-	-	-	-	-
-	33,681,782	-	-	-	-	-
-	-	-	-	-	-	-
-	33,681,782	-	-	-	-	-
85,000,000	449,224,160	-	-	-	-	-
85,000,000	449,224,160	-	-	-	-	-
-	43,215,045	-	-	-	-	-
-	11,457,775,284	-	-	-	-	-
-	11,500,594,333	-	-	-	-	-

Table J - SUMMARY OF BUDGET APPROPRIATIONS,  
By Organizational  
(Cents omitted therefore)

Organization	Balances, beginning of period <sup>1/</sup>	Appropriations and other obligational authority	Transfers, borrowings, and invest- ments (net)	Outlays (net)
<b>DEPARTMENT OF AGRICULTURE--CONTINUED</b>				
<b>RURAL DEVELOPMENT</b>				
RURAL DEVELOPMENT SERVICE . . . . .	188,833	1,341,000	- - - - -	1,076,143
RURAL ELECTRIFICATION ADMINISTRATION . . . . .	457,191,628	20,713,000	- - - - -	21,176,289
FARMERS HOME ADMINISTRATION . . . . .	4,255,748,692	753,405,000	-34,722,026	615,337,312
TOTAL, RURAL DEVELOPMENT . . . . .	4,713,125,152	775,459,000	-34,722,026	637,589,745
<b>ENVIRONMENTAL PROGRAMS</b>				
SOIL CONSERVATION SERVICE . . . . .	259,182,820	498,293,646	- - - - -	438,753,549
TOTAL, ENVIRONMENTAL PROGRAMS . . . . .	259,182,820	498,293,646	- - - - -	438,753,549
<b>CONSUMER PROGRAMS</b>				
AGRICULTURAL MARKETING SERVICE . . . . .	173,593,467	476,482,628	-144,000,000	372,918,080
FOOD AND NUTRITION SERVICE . . . . .	988,535,538	7,352,711,000	144,000,000	7,672,551,915
TOTAL, CONSUMER PROGRAMS . . . . .	1,162,129,004	7,829,193,628	- - - - -	8,045,469,995
<b>FOREST PROTECTION AND MANAGEMENT</b>				
FOREST SERVICE . . . . .	743,436,732	892,085,622	- - - - -	1,007,735,636
TOTAL, FOREST PROTECTION AND MANAGEMENT . . . . .	743,436,732	892,085,622	- - - - -	1,007,735,636
PROPRIETARY RECEIPTS FROM THE PUBLIC . . . . .	- - - - -	-591,941,644	- - - - -	-591,941,644
TOTAL, DEPARTMENT OF AGRICULTURE FY 1976 . . . . .	16,977,643,155	14,881,742,460	-34,722,026	12,796,311,150
<b>TRANSITION QUARTER</b>				
<b>DEPARTMENT OF AGRICULTURE</b>				
<b>DEPARTMENTAL MANAGEMENT</b>				
DEPARTMENTAL ADMINISTRATION . . . . .	7,105,828	11,316,000	- - - - -	6,328,329
TOTAL, DEPARTMENTAL MANAGEMENT . . . . .	7,105,828	11,316,000	- - - - -	6,328,329
<b>SCIENCE AND EDUCATION PROGRAMS</b>				
AGRICULTURAL RESEARCH SERVICE . . . . .	111,684,045	66,590,588	- - - - -	69,773,533
ANIMAL AND PLANT HEALTH INSPECTION SERVICE . . . . .	53,413,972	105,151,586	-2,726,000	96,324,480
COOPERATIVE STATE RESEARCH SERVICE . . . . .	42,390,303	28,615,000	- - - - -	28,761,365
EXTENSION SERVICE . . . . .	35,859,017	57,453,000	- - - - -	55,239,015
NATIONAL AGRICULTURAL LIBRARY . . . . .	806,335	1,397,000	- - - - -	1,191,673
TOTAL, SCIENCE AND EDUCATION PROGRAMS . . . . .	244,153,672	259,207,574	-2,726,000	251,290,066
<b>AGRICULTURAL ECONOMICS</b>				
STATISTICAL REPORTING SERVICE . . . . .	279,652	7,947,546	- - - - -	6,947,462
ECONOMIC RESEARCH SERVICE . . . . .	-1,185,332	6,524,712	- - - - -	3,455,175
TOTAL, AGRICULTURAL ECONOMICS . . . . .	-905,680	14,472,258	- - - - -	10,402,637
<b>MARKETING SERVICES</b>				
PACKERS AND STOCKYARDS ADMINISTRATION . . . . .	358,223	1,321,000	- - - - -	1,199,108
FARMER COOPERATIVE SERVICE . . . . .	97,468	658,217	- - - - -	541,154
TOTAL, MARKETING SERVICES . . . . .	455,691	1,979,217	- - - - -	1,740,262
<b>INTERNATIONAL PROGRAMS</b>				
FOREIGN AGRICULTURAL SERVICE . . . . .	33,681,782	9,283,000	- - - - -	11,493,554
FOREIGN ASSISTANCE AND SPECIAL EXPORT PROGRAMS . . . . .	- - - - -	146,220,000	- - - - -	146,220,000
TOTAL, INTERNATIONAL PROGRAMS . . . . .	33,681,782	155,503,000	- - - - -	157,713,554
<b>AGRICULTURAL STABILIZATION AND CONSERVATION</b>				
AGRICULTURAL STABILIZATION AND CONSERVATION SERVICE . . . . .	449,224,160	68,512,000	- - - - -	165,430,435
TOTAL, AGRICULTURAL STABILIZATION AND CONSERVATION . . . . .	449,224,160	68,512,000	- - - - -	165,430,435
<b>CORPORATIONS</b>				
FEDERAL CROP INSURANCE CORPORATION . . . . .	43,215,049	3,110,000	- - - - -	5,284,345
COMMODITY CREDIT CORPORATION . . . . .	11,457,779,284	- - - - -	2,726,000	685,293,962
TOTAL, CORPORATIONS . . . . .	11,500,994,333	3,110,000	2,726,000	690,578,307
<b>RURAL DEVELOPMENT</b>				
RURAL DEVELOPMENT SERVICE . . . . .	453,689	366,000	- - - - -	251,924
RURAL ELECTRIFICATION ADMINISTRATION . . . . .	456,728,339	5,432,000	- - - - -	4,855,865
FARMERS HOME ADMINISTRATION . . . . .	3,332,728,048	87,421,228	-6,360,514	423,663,135
TOTAL, RURAL DEVELOPMENT . . . . .	3,789,910,076	93,215,228	-6,360,514	428,770,924

OUTLAYS, AND BALANCES, F.Y. 1976 AND T.Q. - Continued  
 Units or Program  
 details will not add to totals)

Balances with- drawn and other transactions	Unexpended appro- priations, other authorizations, and investments held	Balances, end of period				Unobligated <sup>2/</sup>
		Unpaid obligations		Receivables (deduct)		
		Undelivered orders and contracts	Accounts payable and other liabilities	Reimbursements earned and refunds	Unfilled customer orders	
- - - - -	453,689	- - - - -	- - - - -	- - - - -	- - - - -	- - - - -
- - - - -	456,728,309	- - - - -	- - - - -	- - - - -	- - - - -	- - - - -
1,026,366,305	3,332,728,648	- - - - -	- - - - -	- - - - -	- - - - -	- - - - -
1,026,366,305	3,789,510,776	- - - - -	- - - - -	- - - - -	- - - - -	- - - - -
- - - - -	318,722,517	- - - - -	- - - - -	- - - - -	- - - - -	- - - - -
- - - - -	318,722,517	- - - - -	- - - - -	- - - - -	- - - - -	- - - - -
- - - - -	133,158,615	- - - - -	- - - - -	- - - - -	- - - - -	- - - - -
- - - - -	812,654,622	- - - - -	- - - - -	- - - - -	- - - - -	- - - - -
- - - - -	545,852,637	- - - - -	- - - - -	- - - - -	- - - - -	- - - - -
- - - - -	627,790,718	- - - - -	- - - - -	- - - - -	- - - - -	- - - - -
- - - - -	627,790,718	- - - - -	- - - - -	- - - - -	- - - - -	- - - - -
- - - - -	- - - - -	- - - - -	- - - - -	- - - - -	- - - - -	- - - - -
1,111,266,305	17,516,566,134	- - - - -	- - - - -	- - - - -	- - - - -	- - - - -
1,358,452	10,735,006	4,793,055	12,228,288	8,820,554	3,529,152	6,063,808
1,358,452	10,735,006	4,793,055	12,228,288	8,820,554	3,529,152	6,063,808
2,521,133	105,975,567	65,453,533	37,912,671	5,455,571	-	12,109,332
2,953,315	56,562,164	25,810,070	28,682,066	6,942,176	91,739	9,103,942
11,162,164	31,081,775	31,815,326	170,742	911,867	- - - - -	7,574
858,537	37,214,464	200,146	37,056,811	612,823	124,809	615,139
458	1,011,204	942,167	292,437	335,127	- - - - -	115,727
17,495,607	231,645,573	124,301,243	104,114,728	18,301,564	216,548	21,951,714
-725,142	2,004,877	2,008,551	1,403,956	2,058,845	-	51,214
-55,045	1,543,255	5,233,623	4,955,981	8,321,928	207,637	279,215
-764,191	3,548,132	7,842,175	6,363,938	10,380,772	207,637	330,429
234,257	245,657	25,177	250,702	30,022	-	-
-42,215	258,745	258,994	128,550	154,668	- - - - -	23,869
192,042	502,602	204,171	379,252	184,690	-	23,869
2,354,005	29,117,224	27,032,392	1,762,563	1,920,655	- - - - -	2,242,928
2,354,005	29,117,224	27,032,392	1,762,563	1,920,655	- - - - -	2,242,928
66,313,650	285,552,076	197,510,963	73,633,455	55,831,643	-	70,679,301
66,313,650	285,552,076	197,510,963	73,633,455	55,831,643	-	70,679,301
-	41,040,703	150,423	210,044,686	209,398,972	- - - - -	40,244,566
- - - - -	10,775,211,222	635,312,916	317,076,112	77,228,486	- - - - -	5,500,050,781
- - - - -	10,816,252,026	635,463,339	527,120,758	286,627,458	- - - - -	5,540,255,347
447,612	120,153	71,526	51,608	3,181	-	-
232,527	457,070,546	276,076	1,476,851	316,506	-	455,634,525
-1,232,472,887	4,222,558,514	2,408,869,792	1,398,885,707	351,637,457	-	708,666,472
-1,231,751,747	4,675,785,613	2,469,217,394	1,398,414,366	352,157,144	- - - - -	1,164,314,597

Table J - SUMMARY OF BUDGET APPROPRIATIONS,  
By Organizational  
(Cents omitted therefore)

Organization	Balances, beginning of period <sup>1/</sup>	Appropriations and other obligational authority	Transfers, borrowings, and invest- ments (net)	Outlays (net)
<b>DEPARTMENT OF AGRICULTURE - CONTINUED</b>				
<b>ENVIRONMENTAL PROGRAMS</b>				
SOIL CONSERVATION SERVICE . . . . .	318,722,917	110,328,112	-	126,105,549
TOTAL, ENVIRONMENTAL PROGRAMS . . . . .	318,722,917	110,328,112		126,105,549
<b>CONSUMER PROGRAMS</b>				
AGRICULTURAL MARKETING SERVICE . . . . .	133,158,015	286,056,669	-56,180,063	82,280,284
FOOD AND NUTRITION SERVICE . . . . .	812,694,622	1,707,077,000	56,180,063	1,700,052,611
TOTAL, CONSUMER PROGRAMS . . . . .	945,852,637	1,993,133,669	-	1,842,372,896
<b>FOREST PROTECTION AND MANAGEMENT</b>				
FOREST SERVICE . . . . .	627,790,718	402,646,404		417,329,819
TOTAL, FOREST PROTECTION AND MANAGEMENT . . . . .	627,790,718	402,646,404	- - - - -	417,329,819
PROPRIETARY RECEIPTS FROM THE PUBLIC . . . . .	- - - - -	-248,441,175	- -	-248,441,179
TOTAL, DEPARTMENT OF AGRICULTURE T.O. . . . .	17,916,986,134	2,864,986,282	-6,360,514	3,849,621,598
<b>DEPARTMENT OF COMMERCE</b>				
GENERAL ADMINISTRATION . . . . .	7,604,267	13,583,086	58,236	14,457,216
OFFICE OF ENERGY PROGRAMS . . . . .	- - - - -	2,090,000	- -	1,622,783
SOCIAL AND ECONOMIC STATISTICS ADMINISTRATION . . . . .				
BUREAU OF THE CENSUS . . . . .	26,819,922	63,502,525	-16,054	77,987,624
BUREAU OF ECONOMIC ANALYSIS . . . . .	- - - - -	9,225,623	16,054	8,080,954
<b>ECONOMIC DEVELOPMENT ASSISTANCE</b>				
ECONOMIC DEVELOPMENT ADMINISTRATION . . . . .	847,711,496	759,378,000	- - -	536,787,628
REGIONAL ACTION PLANNING COMMISSIONS . . . . .	64,300,839	128,465,507	- - - - -	115,563,871
TOTAL, ECONOMIC DEVELOPMENT ASSISTANCE . . . . .	912,012,335	887,843,507	- - -	652,751,499
<b>PROMOTION OF INDUSTRY AND COMMERCE</b>				
DOMESTIC AND INTERNATIONAL . . . . .				
BUSINESS ADMINISTRATION . . . . .	13,644,291	65,191,465	-58,236	66,646,967
MINORITY BUSINESS ENTERPRISE . . . . .	49,272,820	45,850,000	- - - - -	55,839,421
UNITED STATES TRAVEL SERVICE . . . . .	3,578,192	12,795,000	- -	11,457,134
TOTAL, PROMOTION OF INDUSTRY AND COMMERCE . . . . .	66,495,303	127,840,465	-58,236	133,943,522
<b>SCIENCE AND TECHNOLOGY</b>				
NATIONAL OCEANIC AND ATMOSPHERIC ADMINISTRATION . . . . .	159,535,285	542,812,571	- - -	527,148,362
NATIONAL FIRE PREVENTION AND CONTROL ADMINISTRATION . . . . .	2,766,008	8,718,000	- - - - -	7,179,395
PATENT AND TRADEMARK OFFICE . . . . .	7,256,903	85,350,000	- - - - -	84,155,060
SCIENCE AND TECHNICAL RESEARCH . . . . .	52,695,262	76,900,673	- - - - -	81,791,494
TOTAL, SCIENCE AND TECHNOLOGY . . . . .	222,253,459	713,781,444	- - -	700,274,311
<b>OCEAN SHIPPING</b>				
MARITIME ADMINISTRATION . . . . .	1,086,134,822	530,607,290	- - -	547,578,609
TOTAL, OCEAN SHIPPING . . . . .	1,086,134,822	530,607,290	- - - - -	547,578,609
PROPRIETARY RECEIPTS FROM THE PUBLIC . . . . .	- - - - -	-52,776,044	- -	-52,776,044
INTRABUDGETARY TRANSACTIONS . . . . .	- - - - -	-63,915,790	- - - - -	-63,915,790
TOTAL, DEPARTMENT OF COMMERCE FY 1976 . . . . .	2,321,320,108	2,252,182,507	-	2,020,004,684
<b>TRANSITION QUARTER</b>				
<b>DEPARTMENT OF COMMERCE</b>				
GENERAL ADMINISTRATION . . . . .	7,188,373	3,360,272	-32,588	4,960,507
OFFICE OF ENERGY PROGRAMS . . . . .	467,217	527,000	- - - - -	454,699
SOCIAL AND ECONOMIC STATISTICS ADMINISTRATION . . . . .				
BUREAU OF THE CENSUS . . . . .	32,318,769	22,382,985	- - - - -	18,173,333
BUREAU OF ECONOMIC ANALYSIS . . . . .	1,160,724	3,123,557	- - - - -	2,654,726
<b>ECONOMIC DEVELOPMENT ASSISTANCE</b>				
ECONOMIC DEVELOPMENT ADMINISTRATION . . . . .	1,070,301,868	96,000,000	- - - - -	156,399,286
REGIONAL ACTION PLANNING COMMISSIONS . . . . .	76,802,876	32,474,399	- - - - -	31,024,824
TOTAL, ECONOMIC DEVELOPMENT ASSISTANCE . . . . .	1,147,104,743	128,474,399	- - -	187,424,110
<b>PROMOTION OF INDUSTRY AND COMMERCE</b>				
DOMESTIC AND INTERNATIONAL . . . . .				
BUSINESS ADMINISTRATION . . . . .	12,130,553	16,378,868	32,588	15,383,928
MINORITY BUSINESS ENTERPRISE . . . . .	43,283,398	12,463,000	- - -	14,471,750
UNITED STATES TRAVEL SERVICE . . . . .	4,920,058	3,200,000	- - - - -	3,428,266
TOTAL, PROMOTION OF INDUSTRY AND COMMERCE . . . . .	60,334,010	32,041,868	32,588	33,283,944

OUTLAYS, AND BALANCES, F.Y. 1976 AND T.Q. - Continued  
 Units or Program  
 details will not add to totals)

Balances with- drawn and other transactions	Unexpended appro- priations, other authorizations, and investments held	Balances, end of period				Unobligated <sup>2/</sup>
		Unpaid obligations		Receivables (deduct)		
		Undelivered orders and contracts	Accounts payable and other liabilities	Reimbursements earned and refunds	Unfilled customer orders	
- - -	302,545,481	107,853,216	55,073,174	20,335,263	1,422,765	81,751,224
	302,545,481	107,853,216	55,073,174	20,335,263	1,422,765	81,751,224
5,551,741	235,402,557	113,551,824	68,866,390	147,281,488	- - -	200,285,828
72,852,655	782,566,375	846,831,713	86,352,103	434,050,865	- - -	283,793,443
78,244,475	1,018,368,532	960,363,537	155,258,493	581,332,371	- - -	484,079,272
46,175,572	566,927,329	149,359,763	100,421,154	55,356,559	2,022,366	414,587,338
46,175,572	566,927,329	149,359,763	100,421,154	55,356,559	2,022,366	414,587,338
-1,020,437,688	17,546,427,552	4,764,041,248	2,434,770,208	1,421,255,217	7,406,473	12,106,320,226
-	7,188,373	-	-	-	-	-
-	467,217	-	-	-	-	-
-	32,318,765	-	-	-	-	-
-	1,160,724	-	-	-	-	-
-	1,070,301,868	-	-	-	-	-
-	10,802,876	-	-	-	-	-
-	1,147,104,742	-	-	-	-	-
-	12,130,552	-	-	-	-	-
-	43,283,258	-	-	-	-	-
-	4,520,058	-	-	-	-	-
-	60,224,010	-	-	-	-	-
-	175,155,455	-	-	-	-	-
-	4,304,612	-	-	-	-	-
-	8,451,843	-	-	-	-	-
-	47,804,642	-	-	-	-	-
-	235,760,552	-	-	-	-	-
-27,740,243	1,056,903,746	-	-	-	-	-
-27,740,243	1,056,903,746	-	-	-	-	-
-27,740,243	2,581,238,174	-	-	-	-	-
272,757	5,282,753	2,663,157	6,280,204	6,171,210	2,650,325	5,160,928
67,445	452,073	369,572	223,275	140,777	-	-
475,518	36,048,504	1,408,615	32,592,703	14,192,257	-	10,175,843
48,664	1,580,850	706,358	1,708,934	781,585	114,711	32,254
31,463,165	578,435,353	731,558,731	102,069,550	30,154,184	-	183,005,256
- - -	78,252,450	58,935,102	4,246,572	50,000	-	15,120,777
31,463,165	1,056,651,843	190,493,833	106,316,162	38,244,184	-	198,126,033
260,587	12,657,454	5,102,330	16,253,605	11,212,461	-	2,635,039
228,361	41,046,266	31,829,421	652,004	907,127	-	5,432,000
263,900	4,427,653	3,407,164	1,219,316	157,547	641	-
752,448	58,371,674	40,411,516	18,204,926	12,311,566	641	12,067,039



Table J - SUMMARY OF BUDGET APPROPRIATIONS,  
By Organizational  
(Cents omitted therefore)

Organization	Balances, beginning of period <sup>1/</sup>	Appropriations and other obligational authority	Transfers, borrowings, and invest- ments (net)	Outlays (net)
<b>DEPARTMENT OF COMMERCE-CONTINUED</b>				
<b>SCIENCE AND TECHNOLOGY</b>				
NATIONAL OCEANIC AND ATMOSPHERIC ADMINISTRATION . . . . .	175,199,495	151,491,863	- - - - -	138,504,029
NATIONAL FIRE PREVENTION AND CONTROL ADMINISTRATION . . . . .	4,304,613	2,275,000	- - - - -	2,924,087
PATENT AND TRADEMARK OFFICE . . . . .	8,451,843	21,544,000	- - - - -	19,885,408
SCIENCE AND TECHNICAL RESEARCH . . . . .	47,804,642	21,405,518	- - - - -	18,165,894
TOTAL, SCIENCE AND TECHNOLOGY . . . . .	235,760,593	196,724,781	- - - - -	179,479,417
<b>OCEAN SHIPPING</b>				
MARITIME ADMINISTRATION . . . . .	1,096,903,746	109,680,741	- - - - -	137,874,172
TOTAL, OCEAN SHIPPING . . . . .	1,096,903,746	109,680,741	- - - - -	137,874,172
PROPRIETARY RECEIPTS FROM THE PUBLIC . . . . .	- - - - -	-13,720,159	- - - - -	-13,720,159
INTRABUDGETARY TRANSACTIONS . . . . .	- - - - -	-16,632,445	- - - - -	-16,632,445
TOTAL, DEPARTMENT OF COMMERCE I.C. . . . .	2,581,238,174	465,962,995	- - - - -	533,952,304
<b>DEPARTMENT OF DEFENSE</b>				
<b>DEPARTMENT OF DEFENSE MILITARY</b>				
<b>MILITARY PERSONNEL</b>				
DEPARTMENT OF THE ARMY . . . . .	345,136,611	9,606,785,000	- - - - -	9,515,156,657
DEPARTMENT OF THE NAVY . . . . .	291,948,518	8,039,454,000	- - - - -	7,899,267,482
DEPARTMENT OF THE AIR FORCE . . . . .	283,893,282	7,763,375,000	- - - - -	7,649,054,176
TOTAL, MILITARY PERSONNEL . . . . .	920,978,411	25,425,614,000	- - - - -	25,063,518,315
<b>RETIRED MILITARY PERSONNEL</b>				
OPERATION AND MAINTENANCE	44,822,427	7,325,600,000	- - - - -	7,295,678,621
<b>OPERATION AND MAINTENANCE</b>				
DEPARTMENT OF THE ARMY . . . . .	1,141,995,255	8,235,854,139	- - - - -	7,925,764,763
DEPARTMENT OF THE NAVY . . . . .	1,845,336,417	5,192,421,519	- - - - -	6,777,013,109
DEPARTMENT OF THE AIR FORCE . . . . .	992,770,358	8,651,397,538	- - - - -	8,612,826,231
DEFENSE AGENCIES . . . . .	351,640,243	2,626,158,000	- - - - -	2,585,985,511
TOTAL, OPERATION AND MAINTENANCE . . . . .	4,331,742,273	28,705,871,596	- - - - -	27,901,585,614
<b>PROCUREMENT</b>				
DEPARTMENT OF THE ARMY . . . . .	2,070,160,892	3,167,000,000	- - - - -	1,353,458,163
DEPARTMENT OF THE NAVY . . . . .	17,048,948,415	10,113,100,000	- - - - -	8,031,572,257
DEPARTMENT OF THE AIR FORCE . . . . .	7,492,185,138	7,704,000,000	- - - - -	6,480,408,708
DEFENSE AGENCIES . . . . .	87,775,888	201,600,000	- - - - -	58,409,869
TOTAL, PROCUREMENT . . . . .	27,499,070,333	21,205,700,000	- - - - -	15,563,848,997
<b>RESEARCH, DEVELOPMENT, TEST, AND EVALUATION</b>				
DEPARTMENT OF THE ARMY . . . . .	654,677,069	1,558,000,000	- - - - -	1,841,612,212
DEPARTMENT OF THE NAVY . . . . .	1,400,446,780	3,257,290,000	- - - - -	3,214,937,443
DEPARTMENT OF THE AIR FORCE . . . . .	869,886,395	3,606,556,000	- - - - -	3,338,019,742
DEFENSE AGENCIES . . . . .	246,694,041	629,400,000	- - - - -	528,453,871
TOTAL, RESEARCH, DEVELOPMENT, TEST, AND EVALUATION . . . . .	3,171,704,285	9,451,254,000	- - - - -	8,523,023,268
<b>MILITARY CONSTRUCTION</b>				
DEPARTMENT OF THE ARMY . . . . .	1,600,277,162	903,025,000	8,816,000	914,554,246
DEPARTMENT OF THE NAVY . . . . .	1,090,824,663	806,418,000	- - - - -	674,509,485
DEPARTMENT OF THE AIR FORCE . . . . .	696,854,980	631,644,000	4,723,000	413,653,811
DEFENSE AGENCIES . . . . .	81,246,613	15,300,000	-13,539,000	15,909,725
TOTAL, MILITARY CONSTRUCTION . . . . .	3,469,202,818	2,366,387,000	- - - - -	2,018,627,267
<b>FAMILY FOCUSING DEFENSE AGENCIES</b>				
CIVIL DEFENSE . . . . .	1,068,213,620	1,228,266,431	- - - - -	1,251,771,710
SPECIAL FOREIGN CURRENCY PROGRAM . . . . .	51,428,223	85,578,000	- - - - -	79,834,784
	5,000,530	2,668,000	- - - - -	4,761,374
<b>REVOLVING AND MANAGEMENT FUNDS</b>				
<b>PUBLIC ENTERPRISE FUNDS</b>				
DEPARTMENT OF THE ARMY . . . . .	2,209,345	- - - - -	- - - - -	735
DEPARTMENT OF THE NAVY . . . . .	2,737,463	- - - - -	- - - - -	-405,794
DEPARTMENT OF THE AIR FORCE . . . . .	1,790,159	- - - - -	- - - - -	142
TOTAL, PUBLIC ENTERPRISE FUNDS . . . . .	6,736,967	- - - - -	- - - - -	-404,917
<b>INTRAGOVERNMENTAL FUNDS</b>				
DEPARTMENT OF THE ARMY . . . . .	540,873,351	-42,000,000	42,000,000	-53,955,736
DEPARTMENT OF THE NAVY . . . . .	840,707,119	12,000,000	33,000,000	-24,308,101
DEPARTMENT OF THE AIR FORCE . . . . .	915,865,146	15,000,000	100,000,000	-28,368,856
DEFENSE AGENCIES . . . . .	967,829,392	88,000,000	-175,000,000	-133,545,138
TOTAL, INTRAGOVERNMENTAL FUNDS . . . . .	3,265,275,008	73,000,000	- - - - -	-240,177,871
TOTAL, REVOLVING AND MANAGEMENT FUNDS . . . . .	3,272,011,975	73,000,000	- - - - -	-240,582,788

OUTLAYS, AND BALANCES, F.Y. 1976 AND T.Q. - Continued  
 Units or Program  
 details will not add to totals)

Balances with- drawn and other transactions	Unexpended appro- priations, other authorizations, and investments held	Balances, end of period				Unobligated <sup>2/</sup>
		Unpaid obligations		Receivables (deduct)		
		Undelivered orders and contracts	Accounts payable and other liabilities	Reimbursements earned and refunds	Unfilled customer orders	
20,457	188,166,871	143,546,205	91,934,449	44,555,067	20,971,731	18,617,015
- - - -	3,655,526	4,214,530	267,022	503,122	- - - -	60,696
205,505	9,904,527	5,547,825	4,470,453	113,751	- - - -	- - - -
37,156	51,011,470	36,785,000	56,871,286	21,151,609	36,212,027	14,719,020
263,566	252,742,355	190,093,961	153,543,210	67,127,745	57,163,758	33,416,731
8,460,277	1,060,250,038	438,834,448	173,352,611	7,234,570	- - - -	455,297,545
8,460,277	1,060,250,038	438,834,448	173,352,611	7,234,570	- - - -	455,297,545
- - - -	- - - -	- - - -	- - - -	- - - -	- - - -	- - - -
41,828,258	2,471,420,572	1,471,078,859	492,222,026	146,211,258	55,545,435	714,280,377
- - - -	436,764,555	- - - -	- - - -	- - - -	- - - -	- - - -
- - - -	432,125,036	- - - -	- - - -	- - - -	- - - -	- - - -
- - - -	418,174,106	- - - -	- - - -	- - - -	- - - -	- - - -
- - - -	1,287,074,056	- - - -	- - - -	- - - -	- - - -	- - - -
- - - -	74,743,806	- - - -	- - - -	- - - -	- - - -	- - - -
-36,160,366	1,468,244,555	- - - -	- - - -	- - - -	- - - -	- - - -
-41,170,454	2,301,523,721	- - - -	- - - -	- - - -	- - - -	- - - -
-61,753,525	1,053,095,550	- - - -	- - - -	- - - -	- - - -	- - - -
- - - -	351,652,732	- - - -	- - - -	- - - -	- - - -	- - - -
-135,052,387	5,275,117,042	- - - -	- - - -	- - - -	- - - -	- - - -
- - - -	4,703,702,725	- - - -	- - - -	- - - -	- - - -	- - - -
- - - -	19,130,476,158	- - - -	- - - -	- - - -	- - - -	- - - -
- - - -	8,715,776,430	- - - -	- - - -	- - - -	- - - -	- - - -
- - - -	190,566,015	- - - -	- - - -	- - - -	- - - -	- - - -
- - - -	32,740,521,336	- - - -	- - - -	- - - -	- - - -	- - - -
- - - -	771,072,857	- - - -	- - - -	- - - -	- - - -	- - - -
- - - -	1,442,755,237	- - - -	- - - -	- - - -	- - - -	- - - -
- - - -	1,138,422,653	- - - -	- - - -	- - - -	- - - -	- - - -
- - - -	347,640,170	- - - -	- - - -	- - - -	- - - -	- - - -
- - - -	3,699,525,017	- - - -	- - - -	- - - -	- - - -	- - - -
- - - -	1,597,563,516	- - - -	- - - -	- - - -	- - - -	- - - -
- - - -	1,222,723,178	- - - -	- - - -	- - - -	- - - -	- - - -
- - - -	515,567,565	- - - -	- - - -	- - - -	- - - -	- - - -
- - - -	71,057,888	- - - -	- - - -	- - - -	- - - -	- - - -
- - - -	3,810,562,551	- - - -	- - - -	- - - -	- - - -	- - - -
- - - -	1,104,808,241	- - - -	- - - -	- - - -	- - - -	- - - -
- - - -	57,171,435	- - - -	- - - -	- - - -	- - - -	- - - -
- - - -	6,507,156	- - - -	- - - -	- - - -	- - - -	- - - -
- - - -	2,208,605	- - - -	- - - -	- - - -	- - - -	- - - -
- - - -	3,143,257	- - - -	- - - -	- - - -	- - - -	- - - -
- - - -	1,750,018	- - - -	- - - -	- - - -	- - - -	- - - -
- - - -	7,141,884	- - - -	- - - -	- - - -	- - - -	- - - -
-4,711,016	559,540,103	- - - -	- - - -	- - - -	- - - -	- - - -
-23,171,081	533,166,501	- - - -	- - - -	- - - -	- - - -	- - - -
25,857,360	1,029,376,662	- - - -	- - - -	- - - -	- - - -	- - - -
45,300,675	565,073,856	- - - -	- - - -	- - - -	- - - -	- - - -
51,275,537	3,527,176,541	- - - -	- - - -	- - - -	- - - -	- - - -
51,275,537	3,534,318,825	- - - -	- - - -	- - - -	- - - -	- - - -

Table J - SUMMARY OF BUDGET APPROPRIATIONS,  
By Organizational  
(Cents omitted therefore)

Organization	Balances, beginning of period <u>1/</u>	Appropriations and other obligational authority	Transfers, borrowings, and invest- ments (net)	Outlays (net)
DEPARTMENT OF DEFENSE - MILITARY-CONTINUED				
TRUST FUND ACCOUNTS				
DEPARTMENT OF THE ARMY . . . . .	31,814,707	23,017	-	-11,852,679
DEPARTMENT OF THE NAVY . . . . .	3,627,565	8,452,237	-	8,342,662
DEPARTMENT OF THE AIR FORCE . . . . .	32,510,693	624	-	-7,502,020
TOTAL, TRUST FUND ACCOUNTS . . . . .	67,952,964	8,475,877	-	-11,012,037
PROPRIETARY RECEIPTS FROM THE PUBLIC . . . . .	-	-147,960,319	-	-147,960,319
INTRABUDGETARY TRANSACTIONS . . . . .	-	-6,943,830	-	-6,943,830
TOTAL, DEPARTMENT OF DEFENSE - MILITARY	43,906,127,860	55,721,611,156	-	88,036,154,977
DEPARTMENT OF DEFENSE - CIVIL				
CEMETERIAL EXPENSES, ARMY . . . . .	1,578,581	5,785,000	-	4,929,253
CORPS OF ENGINEERS-CIVIL . . . . .	679,676,317	2,221,172,719	-	2,155,797,029
PROPRIETARY RECEIPTS FROM THE PUBLIC . . . . .	-	-52,704,871	-	-52,704,871
RYUKYU ISLANDS, ARMY . . . . .	4,593	-	-	-
SOLDIERS' AND AIRMEN'S HOME	1,166,328	15,665,223	-	14,675,446
THE PANAMA CANAL				
CANAL ZONE GOVERNMENT . . . . .	9,673,720	62,350,000	-	60,303,714
PANAMA CANAL COMPANY . . . . .	82,136,938	-	-	-2,551,825
TOTAL, THE PANAMA CANAL . . . . .	91,810,658	62,350,000	-	57,751,888
MISCELLANEOUS ACCOUNTS . . . . .	535,166	727,564	-	740,975
PROPRIETARY RECEIPTS FROM THE PUBLIC . . . . .	-	-37,606,181	-	-37,606,181
INTRABUDGETARY TRANSACTIONS . . . . .	-	-19,331,343	-	-19,331,343
TOTAL, DEPARTMENT OF DEFENSE - CIVIL . . . . .	774,771,643	2,156,056,112	-	2,124,252,196
TOTAL, DEPARTMENT OF DEFENSE FY 1976 . . . . .	44,680,899,503	57,917,705,267	-	90,160,407,173
TRANSITION QUARTER				
DEPARTMENT OF DEFENSE <sup>5</sup>				
DEPARTMENT OF DEFENSE - MILITARY				
MILITARY PERSONNEL				
DEPARTMENT OF THE ARMY . . . . .	436,764,955	2,516,690,000	-	2,461,437,746
DEPARTMENT OF THE NAVY . . . . .	432,135,036	2,051,784,000	-	1,971,188,937
DEPARTMENT OF THE AIR FORCE . . . . .	418,174,106	1,935,836,000	-	1,925,650,407
TOTAL, MILITARY PERSONNEL . . . . .	1,287,074,096	6,504,310,000	-	6,358,317,090
RETIRED MILITARY PERSONNEL . . . . .	74,743,806	1,942,700,000	-	1,947,333,211
OPERATION AND MAINTENANCE				
DEPARTMENT OF THE ARMY . . . . .	1,488,244,995	2,149,280,000	-	2,257,252,100
DEPARTMENT OF THE NAVY . . . . .	2,301,923,721	2,463,822,000	-	2,209,211,252
DEPARTMENT OF THE AIR FORCE . . . . .	1,093,095,590	2,231,285,000	-	2,161,492,112
DEFENSE AGENCIES . . . . .	391,852,732	714,633,000	913,000	632,825,970
TOTAL, OPERATION AND MAINTENANCE . . . . .	5,275,117,042	7,558,020,000	913,000	7,260,781,434
PROCUREMENT				
DEPARTMENT OF THE ARMY . . . . .	4,703,702,729	807,500,000	-	167,273,523
DEPARTMENT OF THE NAVY . . . . .	19,130,476,158	1,882,800,000	-913,000	1,926,122,958
DEPARTMENT OF THE AIR FORCE . . . . .	6,715,776,430	1,404,400,000	-	1,630,467,556
DEFENSE AGENCIES . . . . .	190,966,019	38,100,000	-	42,556,124
TOTAL, PROCUREMENT . . . . .	32,740,921,336	4,132,800,000	-913,000	3,766,420,160
RESEARCH, DEVELOPMENT, TEST, AND EVALUATION				
DEPARTMENT OF THE ARMY . . . . .	771,072,857	507,656,000	-	436,707,836
DEPARTMENT OF THE NAVY . . . . .	1,442,799,337	642,422,000	-	778,418,260
DEPARTMENT OF THE AIR FORCE . . . . .	1,138,422,653	906,667,000	-	829,809,324
DEFENSE AGENCIES . . . . .	347,640,170	151,550,000	-	160,745,423
TOTAL, RESEARCH, DEVELOPMENT, TEST, AND EVALUATION . . . . .	3,699,935,017	2,408,295,000	-	2,205,680,843
MILITARY CONSTRUCTION				
DEPARTMENT OF THE ARMY . . . . .	1,597,563,916	41,100,000	-	83,032,390
DEPARTMENT OF THE NAVY . . . . .	1,222,733,178	17,600,000	-	169,118,966
DEPARTMENT OF THE AIR FORCE . . . . .	919,567,565	16,000,000	-	115,820,929
DEFENSE AGENCIES . . . . .	71,097,888	153,933,000	-	4,238,289
TOTAL, MILITARY CONSTRUCTION . . . . .	3,810,962,551	228,633,000	-	376,210,574

OUTLAYS, AND BALANCES, F.Y. 1976 AND T.Q. - Continued  
 Units or Program  
 details will not add to totals)

Balances with- drawn and other transactions	Unexpended appro- priations, other authorizations, and investments held	Balances, end of period				Unobligated <sup>2/</sup>
		Unpaid obligations		Receivables (deduct)		
		Undelivered orders and contracts	Accounts payable and other liabilities	Reimbursements earned and refunds	Unfilled customer orders	
- - - -	43,690,402	- - - -	- - - -	- - - -	- - - -	- - - -
- - - -	3,737,139	- - - -	- - - -	- - - -	- - - -	- - - -
- - - -	40,013,336	- - - -	- - - -	- - - -	- - - -	- - - -
- - - -	87,440,678	- - - -	- - - -	- - - -	- - - -	- - - -
- - - -	- - - -	- - - -	- - - -	- - - -	- - - -	- - - -
- - - -	- - - -	- - - -	- - - -	- - - -	- - - -	- - - -
-87,816,445	51,679,400,468	- - - -	- - - -	- - - -	- - - -	- - - -
- - - -	2,434,225	- - - -	- - - -	- - - -	- - - -	- - - -
- - - -	745,052,007	- - - -	- - - -	- - - -	- - - -	- - - -
- - - -	4,553	- - - -	- - - -	- - - -	- - - -	- - - -
- - - -	2,156,105	- - - -	- - - -	- - - -	- - - -	- - - -
- - - -	11,760,006	- - - -	- - - -	- - - -	- - - -	- - - -
- - - -	84,688,763	- - - -	- - - -	- - - -	- - - -	- - - -
- - - -	96,448,765	- - - -	- - - -	- - - -	- - - -	- - - -
- - - -	521,755	- - - -	- - - -	- - - -	- - - -	- - - -
- - - -	- - - -	- - - -	- - - -	- - - -	- - - -	- - - -
- - - -	846,617,558	- - - -	- - - -	- - - -	- - - -	- - - -
- - - -	- - - -	- - - -	- - - -	- - - -	- - - -	- - - -
-87,816,445	52,526,018,046	- - - -	- - - -	- - - -	- - - -	- - - -
55,410,630	398,606,579	6,751,053	439,177,649	47,046,367	491,082	217,325
141,510,604	371,215,495	33,384,957	388,387,501	50,552,963	- - - -	- - - -
156,620,537	275,658,761	187,899,561	128,641,560	39,508,006	1,569,635	634,864
393,542,171	1,045,524,835	226,035,591	956,207,110	137,105,339	2,460,716	852,189
37,634,780	32,475,815	- - - -	33,106,801	630,585	- - - -	- - - -
192,991,445	1,187,281,454	846,080,730	1,051,603,023	455,454,778	84,295,627	-130,651,894
90,335,220	2,466,155,145	2,469,459,535	1,371,383,026	695,182,204	675,461,107	- - - -
56,585,378	1,106,303,100	566,256,363	742,216,575	199,437,826	4,732,016	- - - -
14,808,170	459,764,553	79,447,552	496,277,395	115,665,361	55,070	76
354,720,312	5,219,546,255	3,963,244,180	3,661,460,022	1,505,940,269	768,583,820	-130,651,818
381,446,615	4,562,480,587	5,574,306,498	2,200,433,364	912,540,388	4,988,665,205	2,089,146,319
-32,085,475	19,118,325,676	12,237,628,935	983,215,418	76,176,516	1,204,172,506	7,177,830,745
127,213,786	8,362,455,087	6,440,753,378	786,839,629	267,031,573	3,081,571,553	4,483,505,607
2,690,460	183,815,435	139,174,922	22,923,771	26,032,819	27,818,648	75,572,208
479,267,350	32,627,120,786	24,391,863,733	3,993,412,181	1,281,781,655	9,302,428,311	14,826,054,878
6,422,683	635,600,338	571,229,060	225,543,558	56,767,725	107,408,658	205,004,143
12,974,852	1,493,828,224	1,440,340,037	102,794,816	78,028,815	105,201,701	133,923,887
933,750	1,214,546,540	1,159,093,212	185,858,470	105,634,799	348,855,796	324,085,453
1,676,424	336,768,324	256,628,467	43,063,589	5,460,714	2,651,901	49,168,883
22,007,745	3,880,743,425	3,427,290,776	557,280,433	251,892,054	564,118,056	712,182,366
- - - -	1,555,631,526	1,404,918,965	377,815,933	99,075,547	2,006,935,455	1,878,907,634
- - - -	1,071,214,212	651,672,980	92,941,841	60,132,078	108,690,781	495,422,250
- - - -	815,746,635	514,459,426	52,108,657	6,498,281	2,316,650	257,993,487
- - - -	220,752,555	22,151,743	3,079,096	- - - -	- - - -	155,561,761
- - - -	3,663,384,577	2,993,203,114	525,945,526	165,705,507	2,117,942,850	2,627,885,132

Table J - SUMMARY OF BUDGET APPROPRIATIONS,  
By Organizational  
(Cents omitted therefore)

Organization	Balances, beginning of period <sup>1/</sup>	Appropriations and other obligational authority	Transfers, borrowings, and invest- ments (net)	Outlays (net)
<b>DEPARTMENT OF DEFENSE MILITARY-CONTINUED</b>				
FAMILY HOUSING DEFENSE AGENCIES . . . . .	1,104,808,341	275,510,580	- - - - -	295,953,932
CIVIL DEFENSE . . . . .	57,171,439	19,491,000	- - - - -	17,620,920
SPECIAL FOREIGN CURRENCY PROGRAM . . . . .	6,907,156	37,000	- - - - -	911,556
<b>REVOLVING AND MANAGEMENT FUNDS</b>				
<b>PUBLIC ENTERPRISE FUNDS</b>				
DEPARTMENT OF THE ARMY . . . . .	2,208,609	- - - - -	- - - - -	24
DEPARTMENT OF THE NAVY . . . . .	3,143,257	- - - - -	- - - - -	-59,346
DEPARTMENT OF THE AIR FORCE . . . . .	1,790,018	- - - - -	- - - - -	- - - - -
<b>TOTAL, PUBLIC ENTERPRISE FUNDS . . . . .</b>	<b>7,141,884</b>	<b>- - - - -</b>	<b>- - - - -</b>	<b>-59,322</b>
<b>INTRAGOVERNMENTAL FUNDS</b>				
DEPARTMENT OF THE ARMY . . . . .	599,540,103	- - - - -	- - - - -	-150,601,436
DEPARTMENT OF THE NAVY . . . . .	933,186,301	- - - - -	35,000,000	28,181,826
DEPARTMENT OF THE AIR FORCE . . . . .	1,029,376,682	- - - - -	- - - - -	-66,415,731
DEFENSE AGENCIES . . . . .	965,073,856	- - - - -	-35,000,000	-117,194,787
<b>TOTAL, INTRAGOVERNMENTAL FUNDS . . . . .</b>	<b>3,527,176,541</b>	<b>- - - - -</b>	<b>- - - - -</b>	<b>-306,030,128</b>
<b>TOTAL, REVOLVING AND MANAGEMENT FUNDS . . . . .</b>	<b>3,534,318,825</b>	<b>- - - - -</b>	<b>- - - - -</b>	<b>-306,089,450</b>
<b>TRUST FUND ACCOUNTS</b>				
DEPARTMENT OF THE ARMY . . . . .	43,650,402	25,841	- - - - -	-2,541,177
DEPARTMENT OF THE NAVY . . . . .	3,737,139	3,818,344	- - - - -	3,630,328
DEPARTMENT OF THE AIR FORCE . . . . .	40,013,336	109	- - - - -	-2,817,299
<b>TOTAL, TRUST FUND ACCOUNTS . . . . .</b>	<b>87,440,878</b>	<b>3,846,254</b>	<b>- - - - -</b>	<b>-1,728,148</b>
PROPRIETARY RECEIPTS FROM THE PUBLIC . . . . .	- - - - -	7,474,236	- - - - -	7,474,236
INTRABUDGETARY TRANSACTIONS . . . . .	- - - - -	-2,671,497	- - - - -	-2,671,497
<b>TOTAL, DEPARTMENT OF DEFENSE MILITARY . . . . .</b>	<b>51,679,400,488</b>	<b>23,085,645,612</b>	<b>- - - - -</b>	<b>21,926,214,861</b>
<b>DEPARTMENT OF DEFENSE CIVIL</b>				
CEMETERIAL EXPENSES, ARMY . . . . .	2,434,329	1,022,000	- - - - -	1,501,131
CORPS OF ENGINEERS-CIVIL . . . . .	745,052,007	670,822,706	- - - - -	596,899,500
PROPRIETARY RECEIPTS FROM THE PUBLIC . . . . .	- - - - -	-17,415,797	- - - - -	-17,419,797
RYUKYU ISLANDS, ARMY . . . . .	4,593	- - - - -	- - - - -	5,537
SOLDIERS' AND AIRMEN'S HOME . . . . .	2,156,105	3,505,000	- - - - -	3,493,360
<b>THE PANAMA CANAL</b>				
CANAL ZONE GOVERNMENT . . . . .	11,760,006	16,760,000	- - - - -	15,600,096
PANAMA CANAL COMPANY . . . . .	84,688,763	- - - - -	- - - - -	-1,467,995
<b>TOTAL, THE PANAMA CANAL . . . . .</b>	<b>96,448,769</b>	<b>16,760,000</b>	<b>- - - - -</b>	<b>14,132,101</b>
MISCELLANEOUS ACCOUNTS . . . . .	521,755	185,496	- - - - -	133,467
PROPRIETARY RECEIPTS FROM THE PUBLIC . . . . .	- - - - -	-9,803,435	- - - - -	-9,803,435
INTRABUDGETARY TRANSACTIONS . . . . .	- - - - -	-6,396,605	- - - - -	-6,396,605
<b>TOTAL, DEPARTMENT OF DEFENSE - CIVIL . . . . .</b>	<b>846,617,558</b>	<b>659,075,365</b>	<b>- - - - -</b>	<b>582,545,258</b>
<b>TOTAL, DEPARTMENT OF DEFENSE TOTAL . . . . .</b>	<b>52,526,018,046</b>	<b>23,744,724,977</b>	<b>- - - - -</b>	<b>22,508,760,119</b>
<b>DEPARTMENT OF HEALTH, EDUCATION, AND WELFARE</b>				
FOOD AND DRUG ADMINISTRATION . . . . .	73,685,518	208,805,000	- - - - -	218,461,306
HEALTH SERVICES ADMINISTRATION . . . . .	889,234,996	1,333,632,000	- - - - -	1,461,405,671
CENTER FOR DISEASE CONTROL . . . . .	105,029,079	285,435,000	- - - - -	173,632,928
NATIONAL INSTITUTES OF HEALTH . . . . .	1,694,971,985	2,302,126,000	- - - - -	2,349,288,571
ALCOHOL, DRUG ABUSE, AND MENTAL HEALTH ADMINISTRATION . . . . .	946,320,353	874,191,000	-160,000	939,512,399
HEALTH RESOURCES ADMINISTRATION . . . . .	2,003,666,940	721,927,000	-1,717,345	1,152,175,620
OFFICE OF ASSISTANT SECRETARY FOR HEALTH . . . . .	84,279,475	65,241,429	- - - - -	29,067,520
<b>EDUCATION DIVISION</b>				
OFFICE OF EDUCATION . . . . .	5,413,685,712	6,117,466,555	-5,415,900	6,813,549,507
NATIONAL INSTITUTE OF EDUCATION . . . . .	37,082,954	70,000,000	- - - - -	69,127,565
OFFICE OF ASSISTANT SECRETARY FOR EDUCATION . . . . .	11,725,013	32,521,844	- - - - -	21,071,916
<b>TOTAL, EDUCATION DIVISION . . . . .</b>	<b>5,462,493,678</b>	<b>6,219,988,399</b>	<b>-5,415,900</b>	<b>6,903,748,987</b>
SOCIAL AND REHABILITATION SERVICE . . . . .	4,340,874,937	17,545,650,148	52,927,467	17,175,901,678
SOCIAL SECURITY ADMINISTRATION . . . . .	104,041,772	10,646,156,750	- - - - -	10,171,740,936
<b>TRUST FUND ACCOUNTS</b>				
<b>FEDERAL OLD-AGE AND SURVIVORS</b>				
INSURANCE TRUST FUND . . . . .	39,961,082,408	62,327,135,696	- - - - -	64,296,082,856
FEDERAL DISABILITY INSURANCE TRUST FUND . . . . .	8,192,362,753	8,355,185,218	- - - - -	5,606,462,093
FEDERAL HOSPITAL INSURANCE TRUST FUND . . . . .	5,870,038,747	13,544,302,659	- - - - -	12,578,627,157
FEDERAL SUPPLEMENTARY MEDICAL INSURANCE TRUST FUND . . . . .	1,438,337,638	4,980,310,877	- - - - -	5,200,093,204
<b>TOTAL, TRUST FUND ACCOUNTS . . . . .</b>	<b>55,461,821,545</b>	<b>89,206,934,450</b>	<b>- - - - -</b>	<b>91,681,265,310</b>
<b>TOTAL, SOCIAL SECURITY ADMINISTRATION . . . . .</b>	<b>55,565,863,317</b>	<b>99,853,095,439</b>	<b>- - - - -</b>	<b>101,853,006,245</b>

OUTLAYS, AND BALANCES, F.Y. 1976 AND T.Q. - Continued  
 Units or Program  
 details will not add to totals)

Balances with- drawn and other transactions	Unexpended appro- priations, other authorizations, and investments held	Balances, end of period				Unobligated <sup>2/</sup>
		Unpaid obligations		Receivables (deduct)		
		Undelivered orders and contracts	Accounts payable and other liabilities	Reimbursements earned and refunds	Unfilled customer orders	
20,415,338	1,063,945,651	603,899,731	182,073,531	3,754,301	579,550	282,306,640
5,869,066	53,172,453	55,714,749	5,822,009	8,364,305	-	-
62,888	5,665,715	64,953	4,058,336	-	-	1,806,426
-	2,208,585	-	-	-	-	2,208,585
-	3,202,603	31,183	123,666	263,710	-	3,311,465
-	1,750,018	-	-	-	-	1,750,018
-	7,201,206	31,183	123,666	263,710	-	7,310,067
135,588,015	610,553,520	1,376,151,474	435,859,113	284,086,609	1,567,104,474	645,654,216
29,418,052	510,586,423	1,718,337,868	850,420,985	422,818,172	2,425,669,389	1,190,315,132
-17,056,015	1,112,488,428	1,004,313,933	646,852,754	250,024,705	745,454,247	501,200,693
46,505,412	1,000,262,221	1,203,287,372	428,600,007	361,674,454	264,152,451	14,542,756
198,815,467	3,634,351,602	5,302,050,647	2,365,772,859	1,358,604,140	5,026,420,561	2,351,752,797
198,815,467	3,641,552,808	5,302,121,830	2,365,896,525	1,359,067,850	5,026,420,561	2,359,062,865
-	46,261,421	15,226,985	10,445,060	1,834,339	-	22,423,716
-	3,925,155	71,798	660,207	558,423	1,215,580	5,367,553
-	42,830,744	5,341,115	2,347,645	1,454,025	-	36,596,009
-	93,017,320	20,639,698	13,452,512	4,246,788	1,215,580	64,387,278
1,512,339,158	51,326,456,060	40,586,078,556	12,298,775,385	4,718,453,452	617,783,750,325	20,543,885,956
125	1,955,068	333,827	496,635	1,356	-	1,125,963
155,094	818,780,119	349,349,614	393,088,047	56,837,628	77,165,366	210,345,651
-543	-	-	-	-	-	-
1,240,622	1,227,123	389,037	891,345	1,041	-	47,781
4,805,484	8,114,426	3,230,582	3,651,989	-	13,344	1,244,759
-	86,156,758	24,331,092	42,644,617	10,224,662	-	29,405,912
4,805,484	94,271,185	27,562,074	46,256,606	10,224,662	13,344	30,650,711
-	572,785	26,779	42,662	-	-	504,343
6,240,385	516,907,280	377,661,332	440,815,295	67,065,087	77,178,710	242,674,450
1,518,575,544	52,243,403,360	40,563,739,888	12,739,590,681	4,785,558,579	17,860,925,035	21,186,560,406
-	64,025,212	-	-	-	-	-
-	761,461,325	-	-	-	-	-
-	216,831,151	-	-	-	-	-
-	1,647,805,415	-	-	-	-	-
-	880,838,953	-	-	-	-	-
-	1,571,700,975	-	-	-	-	-
-	124,453,384	-	-	-	-	-
-	6,712,186,860	-	-	-	-	-
-	37,555,369	-	-	-	-	-
-	23,174,541	-	-	-	-	-
-	6,773,317,190	-	-	-	-	-
-	4,767,550,874	-	-	-	-	-
-	578,457,626	-	-	-	-	-
-	37,952,135,247	-	-	-	-	-
-	6,541,085,878	-	-	-	-	-
-	10,835,714,445	-	-	-	-	-
-	1,218,555,211	-	-	-	-	-
-	56,587,454,885	-	-	-	-	-
-	57,565,552,511	-	-	-	-	-

Table J - SUMMARY OF BUDGET APPROPRIATIONS,  
By Organizational  
(Cents omitted therefore)

Organization	Balances, beginning of period	Appropriations and other obligational authority	Transfers, borrowings, and invest- ments (net)	Outlays (net)
DEPARTMENT OF HEALTH, EDUCATION, AND WELFARE--CONTINUED				
SPECIAL INSTITUTIONS				
AMERICAN PRINTING HOUSE FOR THE BLIND . . . . .	-27,380	2,400,000	- - -	2,406,560
NATIONAL TECHNICAL INSTITUTE FOR THE DEAF . . . . .	1,843,685	5,836,000	- - - - -	11,845,861
GALLAUDET COLLEGE . . . . .	30,368,325	22,831,000	- - - - -	25,677,572
HOWARD UNIVERSITY . . . . .	28,703,897	86,558,000	- - - - -	84,817,331
TOTAL, SPECIAL INSTITUTIONS . . . . .	60,888,535	121,633,000	- - - - -	128,747,324
ASSISTANT SECRETARY FOR HUMAN DEVELOPMENT . . . . .	776,738,646	1,702,328,316	160,000	1,639,282,813
DEPARTMENTAL MANAGEMENT . . . . .	67,148,569	140,365,000	72,533	138,589,801
PROPRIETARY RECEIPTS FROM THE PUBLIC . . . . .	- - -	-19,282,551	-	-19,282,551
INTRABUDGETARY TRANSACTIONS . . . . .	- - -	-5,358,571,551	- - -	-5,358,571,591
TOTAL, DEPARTMENT OF HEALTH, EDUCATION, AND WELFARE FY 1976 . . . . .	76,071,196,027	128,004,563,592	45,866,755	128,784,966,721
TRANSITION QUARTER				
DEPARTMENT OF HEALTH, EDUCATION, AND WELFARE				
FOOD AND DRUG ADMINISTRATION . . . . .	64,029,212	53,976,000	- - - - -	54,797,647
HEALTH SERVICES ADMINISTRATION . . . . .	761,461,325	329,700,000	- - - - -	285,836,964
CENTER FOR DISEASE CONTROL . . . . .	216,831,151	34,532,000	- - - - -	45,886,862
NATIONAL INSTITUTES OF HEALTH . . . . .	1,647,809,415	438,107,000	- - - - -	471,704,021
ALCOHOL, DRUG ABUSE, AND MENTAL HEALTH ADMINISTRATION . . . . .	380,838,953	140,142,681	- - - - -	269,008,103
HEALTH RESOURCES ADMINISTRATION . . . . .	1,571,700,975	114,144,000	-620,221	259,235,570
OFFICE OF ASSISTANT SECRETARY FOR HEALTH . . . . .	123,949,341	19,181,004	- - -	54,237,128
EDUCATION DIVISION				
OFFICE OF EDUCATION . . . . .	6,712,186,860	3,088,893,131	-1,067,000	1,735,114,990
NATIONAL INSTITUTE OF EDUCATION . . . . .	37,355,389	20,000,000	- - -	14,022,106
OFFICE OF ASSISTANT SECRETARY FOR EDUCATION . . . . .	23,174,541	5,585,529	- - -	1,865,791
TOTAL, EDUCATION DIVISION . . . . .	6,773,317,190	3,114,475,061	-1,067,000	1,751,002,887
SOCIAL AND REHABILITATION SERVICE . . . . .				
SOCIAL SECURITY ADMINISTRATION . . . . .	4,767,550,874	4,176,578,159	- - -	4,532,974,448
TRUST FUND ACCOUNTS				
FEDERAL OLD-AGE AND SURVIVORS				
INSURANCE TRUST FUND . . . . .	37,992,139,247	16,185,537,434	- - -	17,109,798,820
FEDERAL DISABILITY INSURANCE TRUST FUND . . . . .	6,941,085,878	2,172,318,143	- - -	2,653,038,659
FEDERAL HOSPITAL INSURANCE TRUST FUND . . . . .	10,835,714,445	3,515,754,562	- - -	3,403,659,216
FEDERAL SUPPLEMENTARY MEDICAL INSURANCE TRUST FUND . . . . .	1,218,555,311	1,421,068,485	- - -	1,401,115,336
TOTAL, TRUST FUND ACCOUNTS . . . . .	56,987,454,865	23,254,678,624	- - - - -	24,567,612,034
TOTAL, SOCIAL SECURITY ADMINISTRATION . . . . .	57,565,952,511	26,816,501,624	- - - - -	26,977,374,375
SPECIAL INSTITUTIONS				
AMERICAN PRINTING HOUSE FOR THE BLIND . . . . .	-25,940	602,000	- - - - -	601,939
NATIONAL TECHNICAL INSTITUTE FOR THE DEAF . . . . .	-166,172	2,932,000	- - - - -	2,667,327
GALLAUDET COLLEGE . . . . .	23,521,757	5,741,000	- - - - -	10,065,388
HOWARD UNIVERSITY . . . . .	30,444,566	19,628,000	- - - - -	18,127,571
TOTAL, SPECIAL INSTITUTIONS . . . . .	53,774,211	26,903,000	- - - - -	31,462,225
ASSISTANT SECRETARY FOR HUMAN DEVELOPMENT . . . . .	839,944,151	430,572,000	- - -	447,618,189
DEPARTMENTAL MANAGEMENT . . . . .	68,996,302	36,885,000	- - -	36,128,221
PROPRIETARY RECEIPTS FROM THE PUBLIC . . . . .	- - -	-4,646,511	- - -	-4,646,511
INTRABUDGETARY TRANSACTIONS . . . . .	- - -	-915,874,545	- - -	-915,874,945
TOTAL, DEPARTMENT OF HEALTH, EDUCATION, AND WELFARE T.Q. . . . .	75,336,155,611	34,814,585,073	-1,687,221	34,340,745,185
DEPARTMENT OF HOUSING AND URBAN DEVELOPMENT				
HOUSING PROGRAMS . . . . .	142,957,622,606	23,416,533,607	-6,201,200	3,719,431,546
GOVERNMENT NATIONAL MORTGAGE ASSOCIATION . . . . .	12,953,337,784	9,092,383	168,374,136	556,941,418
COMMUNITY PLANNING AND DEVELOPMENT . . . . .	7,430,354,104	2,927,000,000	- - -	2,423,713,482
NEW COMMUNITIES ADMINISTRATION . . . . .	26,654,423	8,441,000	- - -	15,164,569
FEDERAL INSURANCE ADMINISTRATION . . . . .	612,421,295	75,000,000	- - - - -	54,530,287
OFFICE OF INTERSTATE LAND SALES REGISTRATION . . . . .	49,617	329,424	- - - - -	445,982
POLICY DEVELOPMENT AND RESEARCH . . . . .	64,247,138	53,000,000	- - - - -	54,081,143
DEPARTMENTAL MANAGEMENT . . . . .	48,309,747	171,932,000	- - - - -	176,113,900
PROPRIETARY RECEIPTS FROM THE PUBLIC . . . . .	- - -	-1,285,208	- - -	-1,285,208
TOTAL, DEPARTMENT OF HOUSING AND URBAN DEVELOPMENT FY 1976 . . . . .	164,293,456,714	26,660,039,205	162,172,936	7,079,133,119

OUTLAYS, AND BALANCES, F.Y. 1976 AND T.Q. - Continued  
 Units or Program  
 details will not add to totals)

Balances with- drawn and other transactions	Unexpended appro- priations, other authorizations, and investments held	Balances, end of period				Unobligated <sup>2/</sup>
		Unpaid obligations		Receivables (deduct)		
		Undelivered orders and contracts	Accounts payable and other liabilities	Reimbursements earned and refunds	Unfilled customer orders	
- - - - -	-25,540	- - - - -	- - - - -	- - - - -	- - - - -	- - - - -
- - - - -	-166,172	- - - - -	- - - - -	- - - - -	- - - - -	- - - - -
- - - - -	23,521,757	- - - - -	- - - - -	- - - - -	- - - - -	- - - - -
- - - - -	30,444,566	- - - - -	- - - - -	- - - - -	- - - - -	- - - - -
- - - - -	53,774,211	- - - - -	- - - - -	- - - - -	- - - - -	- - - - -
- - - - -	83,944,151	- - - - -	- - - - -	- - - - -	- - - - -	- - - - -
- - - - -	68,998,302	- - - - -	- - - - -	- - - - -	- - - - -	- - - - -
- - - - -	75,336,659,654	- - - - -	- - - - -	- - - - -	- - - - -	- - - - -
2,354,549	60,813,015	46,268,224	15,766,709	4,971,513	- - - - -	3,749,595
44,015,552	1,27,204,265	782,887,958	141,674,775	175,878,691	15,865,621	28,485,509
2,122,600	203,353,645	120,474,057	22,491,345	13,492,356	- - - - -	65,880,646
32,602,145	1,582,610,245	1,255,051,330	375,222,315	80,364,862	30,456,491	63,157,949
30,725,521	721,248,600	671,300,974	82,356,459	43,361,702	- - - - -	10,952,869
15,830,355	1,366,158,828	1,251,795,646	53,504,163	155,547,571	- - - - -	216,802,991
208,053	88,665,125	50,558,226	32,671,448	12,220,806	5,278,359	22,554,618
98,433,626	7,506,464,375	5,281,170,289	1,366,935,782	51,675,527	- - - - -	1,370,038,230
-65,742	43,595,025	43,524,207	1,403,828	525,009	- - - - -	- - - - -
1,775,033	25,120,047	22,300,000	2,755,283	2,195	- - - - -	66,959
100,142,517	8,035,582,447	5,346,994,456	1,371,054,893	52,611,121	- - - - -	1,370,105,189
27,252,555	4,383,601,587	3,886,816,845	4,989,800,081	4,526,081,521	- - - - -	43,266,591
644,358,576	1,046,118,705	5,689,835	144,735,154	51,077,797	- - - - -	966,768,517
- - - - -	37,067,877,881	53,380,053	5,741,048,224	18,952,154	- - - - -	31,252,401,777
- - - - -	6,460,385,361	20,508,019	800,572,192	11,255,069	- - - - -	5,650,143,620
- - - - -	10,547,805,765	10,056,058	152,388,324	121,585	- - - - -	10,783,886,998
- - - - -	1,238,500,456	4,662,220	102,767,181	56,310	- - - - -	1,130,935,367
- - - - -	55,714,561,474	129,406,350	6,798,176,521	30,385,158	- - - - -	48,817,367,761
644,358,576	56,760,681,183	135,096,180	6,942,915,675	121,466,555	- - - - -	45,804,136,278
- - - - -	-25,875	- - - - -	- - - - -	25,879	- - - - -	- - - - -
- - - - -	410	4,150,102	- - - - -	4,052,336	- - - - -	326
- - - - -	19,197,005	13,440,274	- - - - -	297,553	- - - - -	6,054,647
-617,156	32,562,150	19,104,755	575,093	86,040	- - - - -	12,908,382
-618,766	51,821,772	36,725,131	575,093	4,461,607	- - - - -	18,963,355
6,216,888	817,081,074	1,207,158,039	8,405,216	463,492,574	- - - - -	5,010,393
5,683,445	64,073,636	80,493,431	15,241,088	26,886,787	- - - - -	7,225,904
- - - - -	- - - - -	- - - - -	- - - - -	- - - - -	- - - - -	- - - - -
- - - - -	- - - - -	- - - - -	- - - - -	- - - - -	- - - - -	- - - - -
915,081,708	74,893,226,570	14,927,654,581	14,051,719,263	5,691,235,051	55,600,472	51,660,652,287
15,306,583,535	147,341,525,522	- - - - -	- - - - -	- - - - -	- - - - -	- - - - -
3,992,494,254	8,541,388,631	- - - - -	- - - - -	- - - - -	- - - - -	- - - - -
- - - - -	7,923,640,022	- - - - -	- - - - -	- - - - -	- - - - -	- - - - -
- - - - -	19,930,854	- - - - -	- - - - -	- - - - -	- - - - -	- - - - -
- - - - -	792,051,008	- - - - -	- - - - -	- - - - -	- - - - -	- - - - -
- - - - -	-66,541	- - - - -	- - - - -	- - - - -	- - - - -	- - - - -
- - - - -	63,165,555	- - - - -	- - - - -	- - - - -	- - - - -	- - - - -
- - - - -	44,627,847	- - - - -	- - - - -	- - - - -	- - - - -	- - - - -
19,259,077,785	164,737,457,548	- - - - -	- - - - -	- - - - -	- - - - -	- - - - -



Table J - SUMMARY OF BUDGET APPROPRIATIONS,  
By Organizational  
(Cents omitted therefore)

Organization	Balances, beginning of period $\frac{1}{2}$	Appropriations and other obligational authority	Transfers, borrowings, and invest- ments (net)	Outlays (net)
TRANSITION QUARTER				
DEPARTMENT OF HOUSING AND URBAN DEVELOPMENT				
HOUSING PROGRAMS . . . . .	147,341,939,532	914,564,741	-1,716,000	740,480,733
GOVERNMENT NATIONAL MORTGAGE ASSOCIATION . . . . .	6,541,368,631	6,752,044,000	32,244,723	-234,311,617
COMMUNITY PLANNING AND DEVELOPMENT . . . . .	7,933,640,622	-	-	801,406,773
NEW COMMUNITIES ADMINISTRATION . . . . .	19,930,854	20,858,375	-	21,129,290
FEDERAL INSURANCE ADMINISTRATION . . . . .	792,891,008	18,750,000	-	21,318,080
OFFICE OF INTERSTATE LAND SALES REGISTRATION . . . . .	-66,941	128,854	-	-32,923
POLICY DEVELOPMENT AND RESEARCH . . . . .	63,165,995	15,500,000	-	11,620,967
DEPARTMENTAL MANAGEMENT . . . . .	44,627,847	43,471,000	-	36,234,662
PROPRIETARY RECEIPTS FROM THE PUBLIC . . . . .	-	-756,464	-	-756,464
TOTAL, DEPARTMENT OF HOUSING AND URBAN DEVELOPMENT T.Q. . . . .	164,737,497,948	7,764,560,506	30,528,723	1,397,089,501
DEPARTMENT OF THE INTERIOR				
LAND AND WATER RESOURCES				
BUREAU OF LAND MANAGEMENT . . . . .	89,645,011	430,565,556	-	403,570,450
BUREAU OF RECLAMATION . . . . .	201,622,027	652,354,521	-	573,492,430
OFFICE OF WATER RESEARCH AND TECHNOLOGY . . . . .	17,246,338	18,180,000	-	22,831,934
TOTAL, LAND AND WATER RESOURCES . . . . .	308,513,376	1,101,100,077	-	999,900,814
FISH AND WILDLIFE AND PARKS				
BUREAU OF OUTDOOR RECREATION . . . . .	523,686,819	352,875,573	-	281,573,951
UNITED STATES FISH AND WILDLIFE SERVICE . . . . .	153,258,526	253,217,596	-	218,597,399
NATIONAL PARK SERVICE . . . . .	486,012,078	325,795,040	-	394,185,158
TOTAL, FISH AND WILDLIFE AND PARKS . . . . .	1,162,957,423	931,888,209	-	894,356,508
ENERGY AND MINERALS				
GEOLOGICAL SURVEY . . . . .	47,990,550	272,837,676	-	279,175,288
MINING ENFORCEMENT AND SAFETY ADMINISTRATION . . . . .				
BUREAU OF MINES . . . . .	12,577,238	64,465,000	-	64,063,171
ALASKA POWER ADMINISTRATION . . . . .	137,794,067	206,974,726	-	131,502,966
BUNNEVILLE POWER ADMINISTRATION . . . . .	215,912	1,655,500	-	1,604,771
SOUTHEASTERN POWER ADMINISTRATION . . . . .	1,348,700,242	-	-	-54,207,685
SOUTHWESTERN POWER ADMINISTRATION . . . . .	83,006	1,000,000	-	802,360
TOTAL, ENERGY AND MINERALS . . . . .	1,548,745,964	573,697,902	-	447,590,849
INDIAN AFFAIRS				
BUREAU OF INDIAN AFFAIRS . . . . .	756,242,565	998,260,439	-	902,874,868
TOTAL, INDIAN AFFAIRS . . . . .	756,242,565	998,260,439	-	902,874,868
TERRITORIAL AFFAIRS				
OFFICE OF TERRITORIAL AFFAIRS . . . . .	73,274,949	145,074,856	-	150,731,885
TOTAL, TERRITORIAL AFFAIRS . . . . .	73,274,949	145,074,856	-	150,731,885
SECRETARIAL OFFICES				
OFFICE OF THE SOLICITOR AND OFFICE OF THE SECRETARY . . . . .	4,963,746	44,722,877	-	40,871,233
TOTAL, SECRETARIAL OFFICES . . . . .	4,963,746	44,722,877	-	40,871,233
PROPRIETARY RECEIPTS FROM THE PUBLIC . . . . .	-	-1,075,115,090	-	-1,075,115,090
INTRABUDGETARY TRANSACTIONS . . . . .	-	-67,731,022	-	-67,731,022
TOTAL, DEPARTMENT OF THE INTERIOR FY 1970 . . . . .	3,856,698,024	2,651,502,049	-	2,293,480,044
TRANSITION QUARTER				
DEPARTMENT OF THE INTERIOR				
LAND AND WATER RESOURCES				
BUREAU OF LAND MANAGEMENT . . . . .	110,725,401	222,484,032	20,000,000	209,034,165
BUREAU OF RECLAMATION . . . . .	219,912,659	391,830,805	-	204,312,104
OFFICE OF WATER RESEARCH AND TECHNOLOGY . . . . .	12,588,404	4,411,000	-	6,478,132
TOTAL, LAND AND WATER RESOURCES . . . . .	343,226,465	618,725,837	20,000,000	419,824,401
FISH AND WILDLIFE AND PARKS				
BUREAU OF OUTDOOR RECREATION . . . . .	564,988,441	77,484,000	-20,000,000	87,172,204
UNITED STATES FISH AND WILDLIFE SERVICE . . . . .	187,879,122	35,062,128	-	55,640,422
NATIONAL PARK SERVICE . . . . .	358,342,898	100,262,346	-	112,295,464
TOTAL, FISH AND WILDLIFE AND PARKS . . . . .	1,111,210,461	212,808,474	-20,000,000	255,108,090

OUTLAYS, AND BALANCES, F.Y. 1976 AND T.Q. - Continued  
 Units or Program  
 details will not add to totals)

Balances with- drawn and other transactions	Unexpended appro- priations, other authorizations, and investments held	Balances, end of period				Unobligated <sup>2/</sup>
		Unpaid obligations		Receivables (deduct)		
		Undelivered orders and contracts	Accounts payable and other liabilities	Reimbursements earned and refunds	Unfilled customer orders	
3,610,267,730	143,504,040,210	128,690,714,787	646,846,065	484,180,611	-	14,850,655,969
-4,833,131,205	20,393,100,176	3,406,373,751	1,069,305,113	661,368,472	-	16,518,809,784
277,522	7,131,556,326	5,971,165,727	8,520,250	6,265,525	-	1,158,540,264
-162,510	19,822,445	4,521,350	355,274	2,154,539	-	17,060,724
221,575	750,101,254	35,491,220	111,240,585	8,913,886	-	652,283,429
-	54,836	-	-	-	-	54,836
-274,845	67,315,118	67,185,331	-	228,000	-	362,547
1,056,884	50,767,201	20,058,951	35,121,883	5,055,765	8,086,501	133,157
-	-	-	-	-	-	-
-1,221,704,854	172,357,202,525	138,264,111,173	2,071,425,170	1,166,155,622	8,086,501	33,197,544,710
5,919,118	110,725,401	-	-	-	-	-
60,571,458	219,512,655	-	-	-	-	-
-	12,588,404	-	-	-	-	-
66,450,576	343,226,465	-	-	-	-	-
30,000,000	564,588,441	-	-	-	-	-
61,279,062	167,875,122	-	-	-	-	-
51,279,062	1,111,210,462	-	-	-	-	-
-	41,652,538	-	-	-	-	-
-	12,975,067	-	-	-	-	-
47,500,000	165,765,806	-	-	-	-	-
-	270,641	-	-	-	-	-
118,667,462	1,284,240,465	-	-	-	-	-
-	280,646	-	-	-	-	-
-	3,454,552	-	-	-	-	-
166,167,462	1,508,684,555	-	-	-	-	-
-	851,628,136	-	-	-	-	-
-	851,628,136	-	-	-	-	-
-	67,617,521	-	-	-	-	-
-	67,617,521	-	-	-	-	-
-	8,815,350	-	-	-	-	-
-	8,815,350	-	-	-	-	-
323,937,100	3,891,162,528	-	-	-	-	-
2,954,185	141,221,083	57,142,268	11,138,035	5,151,386	-	38,132,166
8,371,513	355,055,648	121,227,256	73,920,726	19,511,001	-	223,422,866
56,106	10,465,166	14,019,908	139,042	4,245,386	-	555,603
11,281,805	550,746,097	232,389,432	85,197,803	28,951,774	-	262,110,635
226,327	535,073,911	449,478,905	27,313,494	7,211,054	-	65,452,566
842,255	166,458,533	131,277,265	12,458,443	6,903,808	-	29,626,633
522,472	345,777,308	141,801,570	17,612,530	16,880,772	-	203,243,580
1,601,054	1,047,305,751	722,558,139	57,384,468	20,955,634	-	256,362,778

Table J - SUMMARY OF BUDGET APPROPRIATIONS,  
By Organizational  
(Cents omitted therefore)

Organization	Balances, beginning of period ✓	Appropriations and other obligational authority	Transfers, borrowings, and invest- ments (net)	Outlays (net)
<b>DEPARTMENT OF THE INTERIOR—CONTINUED</b>				
ENERGY AND MINERALS				
GEOLOGICAL SURVEY . . . . .	41,652,938	69,324,517	- - - -	64,018,998
MINING ENFORCEMENT AND SAFETY ADMINISTRATION . . . . .	12,979,067	20,534,000	200,000	20,648,864
BUREAU OF MINES . . . . .	165,765,806	39,937,139	-200,000	31,388,811
ALASKA POWER ADMINISTRATION . . . . .	270,641	457,000	- - - -	425,914
BONNEVILLE POWER ADMINISTRATION . . . . .	1,284,240,465	- - - -	- - - -	-35,698,367
SOUTHEASTERN POWER ADMINISTRATION . . . . .	280,646	257,000	- - - -	196,619
SOUTHWESTERN POWER ADMINISTRATION . . . . .	3,454,992	1,555,000	- - - -	1,736,862
TOTAL, ENERGY AND MINERALS . . . . .	1,508,684,555	122,906,656	- - - -	82,719,701
INDIAN AFFAIRS				
BUREAU OF INDIAN AFFAIRS . . . . .	851,628,136	333,770,511	- - - -	317,333,735
TOTAL, INDIAN AFFAIRS . . . . .	851,628,136	333,770,511	- - - -	317,333,735
TERRITORIAL AFFAIRS				
OFFICE OF TERRITORIAL AFFAIRS . . . . .	67,617,921	52,267,820	- - - -	48,555,919
TOTAL, TERRITORIAL AFFAIRS . . . . .	67,617,921	52,267,820	- - - -	48,555,919
SECRETARIAL OFFICES				
OFFICE OF THE SOLICITOR AND OFFICE OF THE SECRETARY . . . . .	8,815,390	9,807,149	- - - -	11,976,368
TOTAL, SECRETARIAL OFFICES . . . . .	8,815,390	9,807,149	- - - -	11,976,368
PROPRIETARY RECEIPTS FROM THE PUBLIC . . . . .	- - - -	-347,504,500	- - - -	-347,904,900
INTRABUDGETARY TRANSACTIONS . . . . .	- - - -	- - - -	- - - -	- - - -
TOTAL, DEPARTMENT OF THE INTERIOR T.O. . . . .	3,891,182,928	1,012,383,548	- - - -	787,617,314
<b>DEPARTMENT OF JUSTICE</b>				
GENERAL ADMINISTRATION . . . . .	3,518,048	21,612,000	- - - -	21,330,009
LEGAL ACTIVITIES . . . . .	24,574,233	251,854,000	- - - -	249,453,319
FEDERAL BUREAU OF INVESTIGATION . . . . .	47,442,638	465,950,000	- - - -	466,763,506
IMMIGRATION AND NATURALIZATION SERVICE . . . . .	22,724,590	214,609,000	- - - -	200,956,330
FEDERAL PRISON SYSTEM . . . . .	91,997,105	240,372,000	- - - -	238,341,567
LAW ENFORCEMENT ASSISTANCE ADMINISTRATION . . . . .	1,187,662,122	809,638,000	- - - -	920,555,319
DRUG ENFORCEMENT ADMINISTRATION . . . . .	30,044,556	155,001,000	- - - -	146,338,890
PROPRIETARY RECEIPTS FROM THE PUBLIC . . . . .	- - - -	-4,164,655	- - - -	-4,164,659
TOTAL, DEPARTMENT OF JUSTICE FY 1976 . . . . .	1,407,963,292	2,174,912,341	- - - -	2,241,574,282
<b>TRANSITION QUARTER</b>				
<b>DEPARTMENT OF JUSTICE</b>				
GENERAL ADMINISTRATION . . . . .	3,800,039	5,447,000	- - - -	5,264,563
LEGAL ACTIVITIES . . . . .	27,014,914	64,915,000	- - - -	66,007,194
FEDERAL BUREAU OF INVESTIGATION . . . . .	64,629,132	128,741,000	- - - -	130,176,830
IMMIGRATION AND NATURALIZATION SERVICE . . . . .	36,377,261	54,690,000	- - - -	58,919,847
FEDERAL PRISON SYSTEM . . . . .	44,028,538	63,431,000	- - - -	64,338,150
LAW ENFORCEMENT ASSISTANCE ADMINISTRATION . . . . .	1,076,744,803	204,560,000	- - - -	213,082,197
DRUG ENFORCEMENT ADMINISTRATION . . . . .	38,706,666	43,388,052	- - - -	43,926,702
PROPRIETARY RECEIPTS FROM THE PUBLIC . . . . .	- - - -	-31,082,000	- - - -	-31,082,080
TOTAL, DEPARTMENT OF JUSTICE T.Q. . . . .	1,341,301,352	524,485,571	- - - -	550,633,442
<b>DEPARTMENT OF LABOR</b>				
MANPOWER ADMINISTRATION				
EMPLOYMENT AND TRAINING ADMINISTRATION . . . . .	5,474,557,461	11,387,343,500	- - - -	15,134,179,065
UNEMPLOYMENT TRUST FUND . . . . .	7,411,137,352	16,213,475,505	- - - -	17,920,413,114
TOTAL, EMPLOYMENT AND TRAINING ADMINISTRATION . . . . .	12,885,694,813	27,600,819,005	- - - -	33,054,592,179
LABOR-MANAGEMENT SERVICES ADMINISTRATION . . . . .	3,758,875	45,685,000	- - - -	27,064,672
EMPLOYMENT STANDARDS ADMINISTRATION . . . . .	15,261,786	360,646,484	- - - -	329,144,212
OCCUPATIONAL SAFETY AND HEALTH ADMINISTRATION . . . . .	32,698,844	117,181,000	- - - -	109,327,997
BUREAU OF LABOR STATISTICS . . . . .	7,304,802	65,846,000	- - - -	57,338,017
DEPARTMENTAL MANAGEMENT . . . . .	13,667,316	38,310,000	- - - -	34,233,641
PROPRIETARY RECEIPTS FROM THE PUBLIC . . . . .	- - - -	-1,050,134	- - - -	-1,090,134
INTRABUDGETARY TRANSACTIONS . . . . .	- - - -	-7,878,231,123	- - - -	-7,878,231,123
TOTAL, DEPARTMENT OF LABOR FY 1976 . . . . .	16,958,386,441	20,345,370,232	- - - -	25,742,379,461
<b>TRANSITION QUARTER</b>				
<b>DEPARTMENT OF LABOR</b>				
MANPOWER ADMINISTRATION				
EMPLOYMENT AND TRAINING ADMINISTRATION . . . . .	5,727,721,896	730,083,500	- - - -	2,822,447,982
UNEMPLOYMENT TRUST FUND . . . . .	5,704,203,743	3,375,198,338	5,600,000	3,543,844,132
TOTAL, EMPLOYMENT AND TRAINING ADMINISTRATION . . . . .	11,431,925,639	4,105,281,838	5,600,000	6,366,292,114

OUTLAYS, AND BALANCES, F.Y. 1976 AND T.Q. - Continued  
 Units or Program  
 details will not add to totals)

Balances with- drawn and other transactions	Unexpended appro- priations, other authorizations, and investments held	Balances, end of period				Unobligated <sup>2/</sup>
		Unpaid obligations		Receivables (deduct)		
		Undelivered orders and contracts	Accounts payable and other liabilities	Reimbursements earned and refunds	Unfilled customer orders	
-552,778	47,551,235	53,100,640	39,204,174	44,664,562	-	51,402
-62,312	13,526,515	7,778,355	5,265,830	715,551	95,625	1,277,707
8,255,566	165,854,566	100,810,159	51,303,817	3,553,721	4,705,567	22,003,878
6,147	255,580	115,219	115,536	-	-	60,825
31,260,575	1,288,676,257	43,048,555	22,548,940	6,704,206	-	1,229,782,567
235,234	105,752	5,970	53,028	3,206	-	50,000
1,055,172	2,701,558	515,377	1,733,652	5,374	-	462,264
40,161,606	1,518,711,503	205,438,676	120,249,017	55,055,041	4,605,352	1,253,688,644
5,257,431	662,807,462	236,171,672	40,023,627	40,326,507	-	626,936,890
5,257,431	662,807,462	236,171,672	40,023,627	40,326,507	-	626,936,890
-	71,325,822	38,446,459	440,422	627,660	-	33,266,601
-	71,325,822	38,446,459	440,422	627,660	-	33,266,601
624,314	6,021,657	4,922,073	3,571,575	4,715,571	-	2,247,780
624,314	6,021,657	4,922,073	3,571,575	4,715,571	-	2,247,780
-	-	-	-	-	-	-
59,026,250	4,056,522,912	1,439,926,451	306,667,111	161,676,587	4,605,352	2,476,615,329
-	3,800,039	-	-	-	-	-
-	27,014,914	-	-	-	-	-
-	64,625,122	-	-	-	-	-
-	36,377,261	-	-	-	-	-
-	94,028,538	-	-	-	-	-
-	1,076,744,802	-	-	-	-	-
-	36,706,666	-	-	-	-	-
-	1,341,301,352	-	-	-	-	-
-130,410	4,112,686	1,866,759	5,706,913	3,521,162	-	460,376
1,656,564	24,265,756	6,877,973	23,876,743	6,486,561	-	-
1,540,016	61,653,246	26,828,159	35,560,410	735,325	-	-
756,342	31,351,071	15,555,661	19,485,044	4,402,658	-	314,064
2,976,262	50,145,086	31,661,430	26,381,516	5,505,691	4,460,317	82,072,141
1,637,574	1,066,565,032	1,006,817,472	760,370,486	815,245,652	-	59,042,766
44,203	30,123,812	5,591,010	30,139,038	3,847,465	-	2,241,233
8,520,550	1,316,636,930	1,159,598,510	901,520,155	848,152,002	40,460,317	144,130,580
-	5,727,721,666	-	-	-	-	-
-	5,704,205,743	-	-	-	-	-
-	11,431,925,635	-	-	-	-	-
-	12,575,208	-	-	-	-	-
-	46,764,055	-	-	-	-	-
-	40,551,847	-	-	-	-	-
-	15,812,785	-	-	-	-	-
-	17,743,675	-	-	-	-	-
-	-	-	-	-	-	-
-	11,565,377,212	-	-	-	-	-
56,504,322	3,536,653,063	2,275,525,863	162,842,845	347,140,734	11,201	1,443,632,309
-	5,545,157,545	15,934,577	50,370,832	12,123,710	-	5,450,568,251
56,504,322	9,081,810,608	2,295,460,440	213,213,677	359,264,444	11,201	6,894,200,560

Table J - SUMMARY OF BUDGET APPROPRIATIONS,  
By Organizational  
(Cents omitted therefore)

Organization	Balances, beginning of period <sup>1/</sup>	Appropriations and other obligational authority	Transfers, borrowings, and invest- ments (net)	Outlays (net)
<b>DEPARTMENT OF LABOR-CONTINUED</b>				
LABOR-MANAGEMENT SERVICES ADMINISTRATION . . .	12,579,208	11,464,000	- - -	10,296,861
EMPLOYMENT STANDARDS ADMINISTRATION . . . . .	46,764,059	103,452,802	- - -	92,383,075
OCCUPATIONAL SAFETY AND HEALTH ADMINISTRATION . . .	40,551,847	25,400,000	- - -	30,729,656
BUREAU OF LABOR STATISTICS . . . . .	15,812,785	16,550,000	- - -	16,752,746
DEPARTMENTAL MANAGEMENT . . . . .	17,743,675	6,674,000	- - -	14,232,201
PROPRIETARY RECEIPTS FROM THE PUBLIC . . . . .	- - -	-340,402	- - -	-340,402
INTRABUDGETARY TRANSACTIONS . . . . .	- - -	-625,000,000	- - -	-625,000,000
<b>TOTAL, DEPARTMENT OF LABOR T.O. . . . .</b>	<b>11,565,377,212</b>	<b>3,653,562,238</b>	<b>5,600,000</b>	<b>5,905,346,251</b>
<b>DEPARTMENT OF STATE</b>				
ADMINISTRATION OF FOREIGN AFFAIRS . . . . .	205,872,270	618,854,342	- - -	516,763,691
INTERNATIONAL ORGANIZATIONS AND CONFERENCES . . .	38,795,944	272,042,633	- - -	291,097,498
INTERNATIONAL COMMISSIONS . . . . .	14,106,834	20,255,000	- - -	20,498,083
EDUCATIONAL EXCHANGE . . . . .	28,020,827	67,704,904	- - -	65,116,246
OTHER . . . . .	330,185,437	33,151,200	-53,000,000	249,717,014
PROPRIETARY RECEIPTS FROM THE PUBLIC . . . . .	- - -	-25,562,413	- - -	-25,962,413
INTRABUDGETARY TRANSACTIONS . . . . .	- - -	-55,409,818	- - -	-55,409,818
<b>TOTAL, DEPARTMENT OF STATE FY 1976 . . . . .</b>	<b>616,981,312</b>	<b>930,679,847</b>	<b>-53,000,000</b>	<b>1,061,820,302</b>
<b>TRANSITION QUARTER</b>				
<b>DEPARTMENT OF STATE</b>				
ADMINISTRATION OF FOREIGN AFFAIRS . . . . .	308,002,921	144,575,162	- - -	102,825,037
INTERNATIONAL ORGANIZATIONS AND CONFERENCES . . .	19,741,079	224,110,650	- - -	174,078,698
INTERNATIONAL COMMISSIONS . . . . .	13,867,751	4,753,000	- - -	5,638,417
EDUCATIONAL EXCHANGE . . . . .	30,609,484	12,493,382	- - -	21,320,828
OTHER . . . . .	60,619,623	708,000	- - -	26,485,926
PROPRIETARY RECEIPTS FROM THE PUBLIC . . . . .	- - -	-11,730,897	- - -	-11,730,897
INTRABUDGETARY TRANSACTIONS . . . . .	- - -	-2,473,874	- - -	-2,473,874
<b>TOTAL, DEPARTMENT OF STATE T.Q. . . . .</b>	<b>432,840,857</b>	<b>372,435,423</b>	<b>- - -</b>	<b>316,144,134</b>
<b>DEPARTMENT OF TRANSPORTATION</b>				
OFFICE OF THE SECRETARY . . . . .	54,755,257	62,850,000	- - -	53,491,597
COAST GUARD . . . . .	257,479,993	1,105,701,845	- - -	1,013,901,628
FEDERAL AVIATION ADMINISTRATION . . . . .	2,911,077,348	2,376,000,491	55,330	2,132,867,626
FEDERAL HIGHWAY ADMINISTRATION . . . . .	28,953,294,426	5,404,125,019	-100,025,000	6,497,687,205
NATIONAL HIGHWAY TRAFFIC SAFETY ADMINISTRATION . . . . .	359,818,274	26,516,000	100,025,000	151,285,861
FEDERAL RAILROAD ADMINISTRATION . . . . .	87,363,444	957,500,386	- - -	802,958,102
URBAN MASS TRANSPORTATION ADMINISTRATION . . . .	13,474,983,192	1,500,560,571	- - -	1,322,084,940
SAINT LAWRENCE SEAWAY DEVELOPMENT CORPORATION . .	9,402,210	- - -	- - -	-1,728,272
PROPRIETARY RECEIPTS FROM THE PUBLIC . . . . .	- - -	-36,532,331	- - -	-36,532,331
<b>TOTAL, DEPARTMENT OF TRANSPORTATION FY 1976 . . . . .</b>	<b>46,108,174,145</b>	<b>11,444,740,382</b>	<b>59,330</b>	<b>11,936,056,357</b>
<b>TRANSITION QUARTER</b>				
<b>DEPARTMENT OF TRANSPORTATION</b>				
OFFICE OF THE SECRETARY . . . . .	64,113,660	15,920,000	- - -	25,039,508
COAST GUARD . . . . .	349,280,210	280,755,633	- - -	287,579,870
FEDERAL AVIATION ADMINISTRATION . . . . .	3,154,277,543	3,280,552,374	- - -	481,721,580
FEDERAL HIGHWAY ADMINISTRATION . . . . .	27,564,793,177	2,600,188,980	-31,100,000	1,745,811,766
NATIONAL HIGHWAY TRAFFIC SAFETY ADMINISTRATION . . . . .	335,073,413	116,920,000	31,100,000	38,018,859
FEDERAL RAILROAD ADMINISTRATION . . . . .	281,871,729	191,861,000	- - -	149,546,077
URBAN MASS TRANSPORTATION ADMINISTRATION . . . .	13,597,167,223	14,400,000	- - -	286,992,789
SAINT LAWRENCE SEAWAY DEVELOPMENT CORPORATION . .	9,730,482	- - -	- - -	-1,872,119
PROPRIETARY RECEIPTS FROM THE PUBLIC . . . . .	- - -	-10,330,508	- - -	-10,330,908
<b>TOTAL, DEPARTMENT OF TRANSPORTATION T.Q. . . . .</b>	<b>45,356,307,437</b>	<b>6,507,351,075</b>	<b>- - -</b>	<b>3,002,507,423</b>
<b>THE DEPARTMENT OF THE TREASURY</b>				
OFFICE OF THE SECRETARY . . . . .	48,686,389	42,759,385	- - -	43,789,711
MISCELLANEOUS ACCOUNTS OFFICE OF THE SECRETARY . . . . .	62,081,604	33,505,118	- - -	23,162,414
<b>TOTAL, OFFICE OF THE SECRETARY . . . . .</b>	<b>110,767,993</b>	<b>76,264,503</b>	<b>- - -</b>	<b>66,952,125</b>
BUREAU OF GOVERNMENT FINANCIAL OPERATIONS . . .	96,157,496	2,586,924,945	- - -	299,026,847
BUREAU OF ALCOHOL, TOBACCO AND FIREARMS . . . . .	7,164,400	109,657,000	- - -	102,832,222
UNITED STATES CUSTOMS SERVICE . . . . .	49,493,366	525,753,201	- - -	530,470,056
BUREAU OF ENGRAVING AND PRINTING . . . . .	12,675,257	- - -	- - -	4,370,739
BUREAU OF THE MINT . . . . .	16,247,785	47,097,967	- - -	46,434,811
BUREAU OF THE PUBLIC DEBT . . . . .	10,472,939	103,000,000	- - -	57,492,630
INTERNAL REVENUE SERVICE . . . . .	131,084,420	2,935,084,278	- - -	2,924,388,830
UNITED STATES SECRET SERVICE . . . . .	9,458,993	118,497,983	- - -	105,440,216
OFFICE OF THE COMPTROLLER OF THE CURRENCY . . . .	30,308,501	- - -	- - -	4,238,688
INTEREST ON THE PUBLIC DEBT . . . . .	- - -	37,063,211,191	- - -	37,063,211,191
GENERAL REVENUE SHARING . . . . .	1,674,022,797	12,709,560,000	- - -	12,597,705,608
INTRABUDGETARY TRANSACTIONS . . . . .	- - -	-6,354,780,000	- - -	-6,354,780,000
PROPRIETARY RECEIPTS FROM THE PUBLIC . . . . .	- - -	-601,578,992	- - -	-601,578,992
RECEIPTS FROM OFF-BUDGET FEDERAL AGENCIES . . . . .	- - -	-937,635,414	- - -	-937,635,414
INTRABUDGETARY TRANSACTIONS . . . . .	- - -	-1,613,101,763	- - -	-1,613,101,763
<b>TOTAL, THE DEPARTMENT OF THE TREASURY FY 1976 . . . . .</b>	<b>2,147,853,949</b>	<b>46,772,094,098</b>	<b>- - -</b>	<b>44,335,467,832</b>

OUTLAYS, AND BALANCES, F.Y. 1976 AND T.Q. - Continued  
 Units or Program  
 details will not add to totals)

Balances with- drawn and other transactions	Unexpended appro- priations, other authorizations, and investments held	Balances, end of period				Unobligated <sup>2/</sup>
		Unpaid obligations		Receivables (deduct)		
		Undelivered orders and contracts	Accounts payable and other liabilities	Reimbursements earned and refunds	Unfilled customer orders	
3,245,772	10,466,575	5,356,845	2,350,173	1,210,443	-	-
37,075,525	20,754,258	4,755,311	12,755,656	14,236	-	-
5,781,760	25,440,431	23,843,086	13,363,229	7,542,385	-	3,257,526
2,126,683	13,813,255	5,159,786	4,016,756	655,609	-	177,500
-202,325	12,387,755	4,857,879	11,514,231	5,557,145	-	990,622
-	-	-	-	-	-	1,532,839
-	-	-	-	-	-	-
148,545,745	9,170,643,450	2,347,517,346	257,263,722	374,685,467	11,201	6,940,555,047
-	68,002,921	-	-	-	-	-
-	19,741,075	-	-	-	-	-
-	13,667,751	-	-	-	-	-
-	30,005,484	-	-	-	-	-
-	60,615,623	-	-	-	-	-
-	-	-	-	-	-	-
-	432,840,857	-	-	-	-	-
-	-	-	-	-	-	-
3,053,285	346,655,761	105,209,495	100,050,535	68,318,655	2,215,510	211,578,057
7,058,865	62,674,162	848,259	61,904,651	890,034	-	811,265
258,661	12,723,373	1,734,158	648,367	40,500	-	10,381,315
465,776	21,312,262	9,912,164	12,031,230	685,044	-	57,913
584,174	34,257,523	4,293,020	27,659,594	2,407,885	-	4,712,799
-	-	-	-	-	-	-
11,465,065	477,667,081	121,997,136	202,294,377	72,346,230	2,215,510	227,541,409
-	64,113,660	-	-	-	-	-
-	349,280,210	-	-	-	-	-
-	3,154,277,543	-	-	-	-	-
154,918,063	27,564,752,177	-	-	-	-	-
-	335,073,413	-	-	-	-	-
-	281,871,725	-	-	-	-	-
64,300,000	13,597,167,223	-	-	-	-	-
1,400,000	9,730,442	-	-	-	-	-
-	-	-	-	-	-	-
260,618,063	45,356,207,437	-	-	-	-	-
-	-	-	-	-	-	-
1,341,836	53,660,316	54,386,628	9,563,523	18,581,255	7,061,090	14,954,149
8,255,665	334,240,305	229,649,162	73,953,876	53,285,445	20,560,346	104,483,061
5,611,835	5,555,496,502	540,000,045	180,397,885	15,252,467	11,870,255	4,658,261,386
-46,458,351	28,443,568,782	8,963,016,420	618,976,186	134,132,152	55,676,592	15,054,765,910
47,858,032	357,166,522	262,422,413	6,354,692	13,148,081	125,616,766	267,374,263
646,637	323,560,014	1,170,805,133	9,936,209	5,035,504	12,436,834	203,111,410
-564,262,615	13,888,837,053	1,700,852,684	466,659,417	1,252,514	-	11,642,617,865
-	11,602,601	926,129	2,044,095	1,244,833	-	9,877,210
-	-	-	-	-	-	-
-547,003,005	45,408,154,098	12,371,838,629	1,368,266,289	250,014,051	237,421,583	26,155,465,255
-	47,656,063	-	-	-	-	-
476,000	72,000,000	-	-	-	-	-
476,000	119,664,382	-	-	-	-	-
-	2,384,055,556	-	-	-	-	-
-	14,025,175	-	-	-	-	-
-	48,816,471	-	-	-	-	-
-	8,204,518	-	-	-	-	-
-	16,510,541	-	-	-	-	-
-	15,500,305	-	-	-	-	-
-	141,775,888	-	-	-	-	-
-	22,516,155	-	-	-	-	-
-	26,065,613	-	-	-	-	-
-	1,785,877,185	-	-	-	-	-
-	-	-	-	-	-	-
476,000	4,584,000,000	-	-	-	-	-

Table J - SUMMARY OF BUDGET APPROPRIATIONS,  
By Organizational  
(Cents omitted therefore)

Organization	Balances, beginning of period <sup>1/</sup>	Appropriations and other obligational authority	Transfers, borrowings, and invest- ments (net)	Outlays (net)
TRANSITION QUARTER				
THE DEPARTMENT OF THE TREASURY				
OFFICE OF THE SECRETARY . . . . .	47,656,063	11,274,153	- - - - -	9,023,681
MISCELLANEOUS ACCOUNTS				
OFFICE OF THE SECRETARY . . . . .	72,008,300	540,230	- - - - -	40,090,709
TOTAL, OFFICE OF THE SECRETARY . . . . .	119,664,363	11,814,423	- - - - -	49,114,391
BUREAU OF GOVERNMENT FINANCIAL OPERATIONS . .	2,384,055,596	47,035,179	- - - - -	46,379,635
BUREAU OF ALCOHOL, TOBACCO AND FIREARMS . .	14,029,179	27,700,000	- - - - -	27,288,606
UNITED STATES CUSTOMS SERVICE . . . . .	48,816,471	142,455,645	- - - - -	127,781,215
BUREAU OF ENGRAVING AND PRINTING . . . . .	8,304,518	- - - - -	- - - - -	577,891
BUREAU OF THE MINT . . . . .	16,910,941	10,307,500	- - - - -	10,048,753
BUREAU OF THE PUBLIC DEBT . . . . .	15,980,309	26,300,000	- - - - -	26,386,760
INTERNAL REVENUE SERVICE . . . . .	141,779,866	643,505,771	- - - - -	600,805,065
UNITED STATES SECRET SERVICE . . . . .	22,516,759	34,627,130	- - - - -	30,017,234
OFFICE OF THE COMPTROLLER OF THE CURRENCY . .	26,069,813	- - - - -	- - - - -	-22,096,495
INTEREST ON THE PUBLIC DEBT . . . . .	- - - - -	8,101,560,678	- - - - -	8,101,560,678
GENERAL REVENUE SPARING . . . . .	1,785,877,189	6,654,780,000	- - - - -	4,515,032,402
INTRABUDGETARY TRANSACTIONS . . . . .	- - - - -	-3,327,390,000	- - - - -	-3,327,390,000
PROPRIETARY RECEIPTS FROM THE PUBLIC . . . . .	- - - - -	-99,222,324	- - - - -	-99,222,324
RECEIPTS FROM OFF-BUDGET FEDERAL AGENCIES . .	- - - - -	-374,601,240	- - - - -	-374,601,240
INTRABUDGETARY TRANSACTIONS . . . . .	- - - - -	-412,553,813	- - - - -	-412,553,813
TOTAL, THE DEPARTMENT OF THE TREASURY T.C. . . . .	4,584,005,006	11,486,278,949	- - - - -	5,699,088,756
ENERGY RESEARCH AND DEVELOPMENT ADMINISTRATION				
PROPRIETARY RECEIPTS FROM THE PUBLIC . . . . .	2,203,466,188	4,515,456,100	- - - - -	3,759,382,636
	- - - - -	-357,648	- - - - -	-357,648
TRANSITION QUARTER				
ENERGY RESEARCH AND DEVELOPMENT ADMINISTRATION				
PROPRIETARY RECEIPTS FROM THE PUBLIC . . . . .	2,959,555,652	1,263,722,000	- - - - -	1,051,305,758
	- - - - -	-98,656	- - - - -	-98,656
ENVIRONMENTAL PROTECTION AGENCY . . . . .	19,627,813,289	771,533,066	- - - - -	3,117,931,303
PROPRIETARY RECEIPTS FROM THE PUBLIC . . . . .	- - - - -	-185,494	- - - - -	-185,494
TRANSITION QUARTER				
ENVIRONMENTAL PROTECTION AGENCY . . . . .	17,281,415,052	188,586,000	- - - - -	1,108,356,751
PROPRIETARY RECEIPTS FROM THE PUBLIC . . . . .	- - - - -	-34,765	- - - - -	-34,765
GENERAL SERVICES ADMINISTRATION				
REAL PROPERTY ACTIVITIES . . . . .	119,524,088	7,680,000	- - - - -	-100,013,120
PERSONAL PROPERTY ACTIVITIES . . . . .	49,735,421	205,305,165	- - - - -	75,520,998
RECORDS ACTIVITIES . . . . .	7,756,408	61,749,614	- - - - -	59,620,973
AUTOMATED DATA AND TELECOMMUNICATIONS ACTIVITIES . . . . .	40,572,441	7,350,000	- - - - -	-5,087,445
PROPERTY MANAGEMENT AND DISPOSAL ACTIVITIES . .	33,391,378	- - - - -	- - - - -	752,386
PREPAREDNESS ACTIVITIES . . . . .	3,282,755	15,576,000	- - - - -	15,000,507
GENERAL ACTIVITIES . . . . .	5,368,626	70,632,600	- - - - -	69,090,296
PROPRIETARY RECEIPTS FROM THE PUBLIC . . . . .	- - - - -	-203,187,747	- - - - -	-203,187,747
INTRABUDGETARY TRANSACTIONS . . . . .	- - - - -	-3,838,943	- - - - -	-3,838,943
TOTAL, GENERAL SERVICES ADMINISTRATION FY 1976 . . . . .	259,631,117	161,706,688	- - - - -	-92,142,096
TRANSITION QUARTER				
GENERAL SERVICES ADMINISTRATION				
REAL PROPERTY ACTIVITIES . . . . .	227,217,208	555,134	- - - - -	-9,871,992
PERSONAL PROPERTY ACTIVITIES . . . . .	179,519,588	41,661,000	- - - - -	34,124,538
RECORDS ACTIVITIES . . . . .	9,885,049	15,763,101	- - - - -	14,875,160
AUTOMATED DATA AND TELECOMMUNICATIONS ACTIVITIES . . . . .	53,049,886	1,841,000	- - - - -	10,695,959
PROPERTY MANAGEMENT AND DISPOSAL ACTIVITIES . .	32,638,992	- - - - -	- - - - -	28,007,437
PREPAREDNESS ACTIVITIES . . . . .	4,258,248	4,024,000	- - - - -	3,518,651
GENERAL ACTIVITIES . . . . .	6,546,936	17,752,500	- - - - -	16,793,727
PROPRIETARY RECEIPTS FROM THE PUBLIC . . . . .	- - - - -	-94,552,778	- - - - -	-94,592,778
INTRABUDGETARY TRANSACTIONS . . . . .	- - - - -	-348,781	- - - - -	-348,781
TOTAL, GENERAL SERVICES ADMINISTRATION T.C. . . . .	513,115,908	-12,904,824	- - - - -	3,201,920
NATIONAL AERONAUTICS AND SPACE ADMINISTRATION				
PROPRIETARY RECEIPTS FROM THE PUBLIC . . . . .	1,364,574,093	3,552,547,563	- - - - -	3,672,144,644
	- - - - -	-2,642,227	- - - - -	-2,642,227
TRANSITION QUARTER				
NATIONAL AERONAUTICS AND SPACE ADMINISTRATION				
PROPRIETARY RECEIPTS FROM THE PUBLIC . . . . .	1,245,377,433	939,155,122	- - - - -	553,351,118
	- - - - -	-325,441	- - - - -	-325,441





Table J - SUMMARY OF BUDGET APPROPRIATIONS,  
By Organizational  
(Cents omitted therefore)

Organization	Balances, beginning of period <sup>1/</sup>	Appropriations and other obligational authority	Transfers, borrowings, and invest- ments (net)	Outlays (net)
VETERANS ADMINISTRATION . . . . .	11,395,865,752	20,113,082,135	-73,109,953	18,876,566,066
PROPRIETARY RECEIPTS FROM THE PUBLIC . . . . .	- - - - -	-459,590,949	- - - - -	-459,590,949
INTRABUDGETARY TRANSACTIONS . . . . .	- - - - -	-2,139,888	- - - - -	-2,139,888
TRANSITION QUARTER				
VETERANS ADMINISTRATION . . . . .	12,520,244,795	4,673,005,811	-13,932,610	4,107,630,324
PROPRIETARY RECEIPTS FROM THE PUBLIC . . . . .	- - - - -	-149,650,493	- - - - -	-149,650,493
INTRABUDGETARY TRANSACTIONS . . . . .	- - - - -	-520,260	- - - - -	-520,260
INDEPENDENT AGENCIES				
ACTION . . . . .	70,242,272	184,698,083	- - - - -	177,202,268
PROPRIETARY RECEIPTS FROM THE PUBLIC . . . . .	- - - - -	-191,365	- - - - -	-191,365
ADMINISTRATIVE CONFERENCE OF THE UNITED STATES . . . . .	195,228	785,000	- - - - -	696,395
ADVISORY COMMITTEE ON FEDERAL PAY . . . . .	838	135,000	- - - - -	66,972
AMERICAN EATTLE MONUMENTS COMMISSION . . . . .	1,036,229	5,352,157	- - - - -	4,858,495
PROPRIETARY RECEIPTS FROM THE PUBLIC . . . . .	- - - - -	-3,773	- - - - -	-3,773
ARMS CONTROL AND DISARMAMENT AGENCY . . . . .	1,892,826	11,680,000	- - - - -	10,703,809
BOARD FOR INTERNATIONAL BROADCASTING . . . . .	35,303	64,500,000	- - - - -	59,339,867
CABINET COMMITTEE ON OPPORTUNITIES FOR SPANISH-SPEAKING PEOPLE . . . . .	16,483	- - - - -	- - - - -	10,740
CIVIL AERONAUTICS BOARD . . . . .	14,381,827	84,127,565	- - - - -	91,067,655
PROPRIETARY RECEIPTS FROM THE PUBLIC . . . . .	- - - - -	-126,316	- - - - -	-126,316
CIVIL SERVICE COMMISSION . . . . .	40,712,524,377	18,310,931,673	- - - - -	13,075,465,414
PROPRIETARY RECEIPTS FROM THE PUBLIC . . . . .	- - - - -	-1,049,543	- - - - -	-1,049,543
INTRABUDGETARY TRANSACTIONS . . . . .	- - - - -	-4,753,576,078	- - - - -	-4,753,976,078
COMMISSION OF FINE ARTS . . . . .	22,659	202,000	- - - - -	183,712
COMMISSION ON CIVIL RIGHTS . . . . .	728,889	8,047,000	- - - - -	7,862,763
COMMITTEE FOR PURCHASE OF PRODUCTS AND SERVICES OF THE BLIND AND OTHER SEVERELY HANDICAPPED . . . . .	14,113	261,000	- - - - -	244,592
COMMUNITY FUTURES TRADING COMMISSION . . . . .	1,564,972	11,483,000	- - - - -	10,816,958
COMMUNITY SERVICES ADMINISTRATION . . . . .	195,899,570	612,221,034	-19,447,439	449,152,030
PROPRIETARY RECEIPTS FROM THE PUBLIC . . . . .	- - - - -	-418,766	- - - - -	-418,766
CONSUMER PRODUCT SAFETY COMMISSION . . . . .	13,425,504	39,564,000	- - - - -	38,366,610
PROPRIETARY RECEIPTS FROM THE PUBLIC . . . . .	- - - - -	-5,912	- - - - -	-5,912
CORPORATION FOR PUBLIC BROADCASTING . . . . .	- - - - -	78,500,000	- - - - -	70,000,000
DISTRICT OF COLUMBIA . . . . .	110,110,500	505,468,300	- - - - -	387,631,600
PROPRIETARY RECEIPTS FROM THE PUBLIC . . . . .	- - - - -	-40,000,000	- - - - -	-40,000,000
EMERGENCY L oan GUARANTEE BOARD . . . . .	16,397,374	- - - - -	- - - - -	-6,956,852
EQUAL EMPLOYMENT OPPORTUNITY COMMISSION . . . . .	10,067,937	63,655,000	- - - - -	59,068,404
PROPRIETARY RECEIPTS FROM THE PUBLIC . . . . .	- - - - -	-16,829	- - - - -	-16,829
INTRABUDGETARY TRANSACTIONS . . . . .	- - - - -	51,620	- - - - -	91,820
FARM CREDIT ADMINISTRATION . . . . .	262,132,251	- - - - -	- - - - -	1,001,453
PROPRIETARY RECEIPTS FROM THE PUBLIC . . . . .	- - - - -	-1,833	- - - - -	-1,833
FEDERAL COMMUNICATIONS COMMISSION . . . . .	6,985,597	50,538,000	- - - - -	52,501,518
PROPRIETARY RECEIPTS FROM THE PUBLIC . . . . .	- - - - -	-15,363	- - - - -	-15,363
FEDERAL DEPOSIT INSURANCE CORPORATION . . . . .	9,274,614,693	- - - - -	- - - - -	-476,325,657
FEDERAL ENERGY ADMINISTRATION . . . . .	49,056,241	471,254,471	- - - - -	140,594,031
PROPRIETARY RECEIPTS FROM THE PUBLIC . . . . .	- - - - -	6,563	- - - - -	6,563
FEDERAL HOME LOAN BANK BOARD . . . . .	9,260,954,414	- - - - -	- - - - -	-78,852,515
FEDERAL MARITIME COMMISSION . . . . .	510,118	8,040,000	- - - - -	7,815,438
PROPRIETARY RECEIPTS FROM THE PUBLIC . . . . .	- - - - -	-30,569	- - - - -	-30,569
FEDERAL MEDIATION AND CONCILIATION . . . . .	1,775,630	18,222,000	- - - - -	17,908,752
PROPRIETARY RECEIPTS FROM THE PUBLIC . . . . .	- - - - -	-785	- - - - -	-785
FEDERAL METAL AND NONMETALLIC MINE SAFETY BOARD OF REVIEW . . . . .	2,462	- - - - -	- - - - -	4,517
FEDERAL POWER COMMISSION . . . . .	3,351,212	36,667,083	- - - - -	35,719,047
PROPRIETARY RECEIPTS FROM THE PUBLIC . . . . .	- - - - -	-14,550	- - - - -	-14,990
FEDERAL TRADE COMMISSION . . . . .	3,226,221	47,155,000	- - - - -	43,959,968
PROPRIETARY RECEIPTS FROM THE PUBLIC . . . . .	- - - - -	-230,815	- - - - -	-230,819
FOREIGN CLAIMS SETTLEMENT COMMISSION . . . . .	11,657,120	1,400,000	- - - - -	1,298,968
HISTORICAL AND MEMORIAL COMMISSIONS				
HARRY S. TRUMAN SCHOLARSHIP FOUNDATION . . . . .	- - - - -	10,000,000	- - - - -	-566,255
JAPAN-UNITED STATES FRIENDSHIP COMMISSION . . . . .	- - - - -	26,676,346	- - - - -	17,928,305
INTRABUDGETARY TRANSACTIONS . . . . .	- - - - -	-17,923,425	- - - - -	-17,923,429
AMERICAN REVOLUTION BICENTENNIAL ADMINISTRATION . . . . .	19,623,037	27,016,745	- - - - -	31,456,510
PROPRIETARY RECEIPTS FROM THE PUBLIC . . . . .	- - - - -	-18,161,254	- - - - -	-18,161,254
OTHER HISTORICAL AND MEMORIAL AGENCIES . . . . .	47,087	- - - - -	- - - - -	14,062
TOTAL, HISTORICAL AND MEMORIAL COMMISSIONS . . . . .				
	19,670,124	28,206,413	- - - - -	12,787,940

OUTLAYS, AND BALANCES, F.Y. 1976 AND T.Q. - Continued  
 Units or Program  
 details will not add to totals)

Balances with- drawn and other transactions	Unexpended appro- priations, other authorizations, and investments held	Balances, end of period				Unobligated <sup>2/</sup>
		Unpaid obligations		Receivables (deduct)		
		Undelivered orders and contracts	Accounts payable and other liabilities	Reimbursements earned and refunds	Unfilled customer orders	
39,027,073	12,520,244,795					
36,421,616	13,033,255,856	825,005,667	1,790,168,952	426,265,419	47,685,526	10,892,032,582
	77,738,087					
	283,833					
	68,666					
	1,525,852					
	2,865,018					
	5,155,436					
	5,742					
	7,442,097					
	45,547,950,636					
	40,547					
	913,126					
	30,521					
	2,231,014					
92,069,024	247,452,501					
	14,628,854					
	8,500,000					
	227,547,200					
	23,354,266					
	14,658,523					
	261,130,758					
	5,422,075					
	9,752,544,350					
	379,756,661					
	9,339,846,525					
	734,680					
	2,202,878					
	-2,055					
	4,255,246					
	6,465,253					
	11,756,152					
	10,566,255					
	18,746,041					
	15,743,277					
6,521	26,503					
6,521	45,084,076					

Table J - SUMMARY OF BUDGET APPROPRIATIONS,  
By Organizational  
(Cents omitted therefore)

Organization	Balances, beginning of period <sup>1/</sup>	Appropriations and other obligational authority	Transfers, borrowings, and invest- ments (net)	Outlays (net)
<b>INDEPENDENT AGENCIES--CONTINUED</b>				
INDIAN CLAIMS COMMISSION . . . . .	72,468	1,411,000	- - - -	1,338,328
PROPRIETARY RECEIPTS FROM THE PUBLIC . . . . .	- - - -	-47	- - - -	-47
<b>INTERGOVERNMENTAL AGENCIES</b>				
ADVISORY COMMISSION ON INTERGOVERNMENTAL RELATIONS . . . . .	697,871	1,235,416	- - - -	1,519,633
APPALACHIAN REGIONAL COMMISSION . . . . .	2,628,120	5,240,000	- - - -	5,577,836
PROPRIETARY RECEIPTS FROM THE PUBLIC . . . . .	- - - -	-1,560,000	- - - -	-1,560,000
INTRABUDGETARY TRANSACTIONS . . . . .	- - - -	-1,810,000	- - - -	-1,810,000
DELAWARE RIVER BASIN COMMISSION . . . . .	6,986	296,000	- - - -	278,037
INTERSTATE COMMISSION ON THE POTCMAC RIVER BASIN . . . . .	- - - -	52,000	- - - -	52,000
SUSQUEHANNA RIVER BASIN COMMISSION . . . . .	8,055	231,000	- - - -	233,971
WASHINGTON METROPOLITAN AREA TRANSIT AUTHORITY . . . . .	452,523,372	59,723,660	- - - -	169,807,895
<b>TOTAL, INTERGOVERNMENTAL AGENCIES . . . . .</b>	<b>455,864,404</b>	<b>103,400,076</b>	<b>- - - -</b>	<b>174,059,372</b>
INTERNATIONAL TRADE COMMISSION . . . . .	833,016	10,400,000	- - - -	9,714,539
INTERSTATE COMMERCE COMMISSION . . . . .	3,814,583	67,455,000	- - - -	51,653,195
PROPRIETARY RECEIPTS FROM THE PUBLIC . . . . .	- - - -	-4,212,859	- - - -	-4,212,899
LEGAL SERVICES CORPORATION . . . . .	- - - -	92,300,000	15,447,436	84,634,375
MARINE MAMMAL COMMISSION . . . . .	493,645	500,000	- - - -	795,374
NATIONAL CAPITAL PLANNING COMMISSION . . . . .	341,951	1,871,000	- - - -	1,908,253
PROPRIETARY RECEIPTS FROM THE PUBLIC . . . . .	- - - -	-416	- - - -	-416
NATIONAL CENTER FOR PRODUCTIVITY AND QUALITY OF WORKING LIFE . . . . .	793,852	2,000,000	- - - -	1,890,662
NATIONAL COMMISSION ON LIBRARIES AND INFORMATION SCIENCE . . . . .	119,852	466,152	- - - -	260,495
PROPRIETARY RECEIPTS FROM THE PUBLIC . . . . .	- - - -	-152	- - - -	-152
NATIONAL CREDIT UNION ADMINISTRATION . . . . .	154,607,393	- - - -	- - - -	-19,896,341
NATIONAL FOUNDATION ON THE ARTS AND THE HUMANITIES . . . . .	145,696,013	179,987,937	- - - -	151,862,850
PROPRIETARY RECEIPTS FROM THE PUBLIC . . . . .	- - - -	-2,637	- - - -	-2,637
NATIONAL LABOR RELATIONS BOARD . . . . .	7,614,592	65,557,000	- - - -	67,658,288
PROPRIETARY RECEIPTS FROM THE PUBLIC . . . . .	- - - -	-151,856	- - - -	-191,896
NATIONAL MEDIATION BOARD . . . . .	314,777	3,405,000	- - - -	3,025,264
PROPRIETARY RECEIPTS FROM THE PUBLIC . . . . .	- - - -	-4,602	- - - -	-4,602
NATIONAL SCIENCE FOUNDATION . . . . .	683,115,258	716,855,174	- - - -	733,476,226
PROPRIETARY RECEIPTS FROM THE PUBLIC . . . . .	- - - -	-1,571,465	- - - -	-1,571,469
NATIONAL TRANSPORTATION SAFETY BOARD . . . . .	990,875	11,260,000	- - - -	11,311,330
PROPRIETARY RECEIPTS FROM THE PUBLIC . . . . .	- - - -	-13,654	- - - -	-13,654
NUCLEAR REGULATORY COMMISSION . . . . .	48,481,951	217,423,000	- - - -	180,410,038
PROPRIETARY RECEIPTS FROM THE PUBLIC . . . . .	- - - -	-454,106	- - - -	-454,106
<b>OCCUPATIONAL SAFETY AND HEALTH</b>				
REVIEW COMMISSION . . . . .	527,553	5,769,000	- - - -	5,853,262
PENNSYLVANIA AVENUE DEVELOPMENT CORPORATION . . . . .	272,819	824,000	- - - -	869,357
POSTAL SERVICE . . . . .	- - - -	1,708,416,000	- - - -	1,715,650,441
RAILROAD RETIREMENT BOARD . . . . .	4,256,113,349	3,522,641,545	- - - -	3,725,330,009
PROPRIETARY RECEIPTS FROM THE PUBLIC . . . . .	- - - -	-706	- - - -	-706
INTRABUDGETARY TRANSACTIONS . . . . .	- - - -	-243,227,268	- - - -	-243,227,268
RENEGOTIATION BOARD . . . . .	317,031	5,566,000	- - - -	5,563,364
PROPRIETARY RECEIPTS FROM THE PUBLIC . . . . .	- - - -	-1,227	- - - -	-1,227
SECURITIES AND EXCHANGE COMMISSION . . . . .	1,004,009,205	49,251,000	- - - -	50,641,182
PROPRIETARY RECEIPTS FROM THE PUBLIC . . . . .	- - - -	-22,684	- - - -	-22,684
SELECTIVE SERVICE SYSTEM . . . . .	5,845,390	37,500,000	- - - -	37,494,402
PROPRIETARY RECEIPTS FROM THE PUBLIC . . . . .	- - - -	-1,462	- - - -	-1,462
SMALL BUSINESS ADMINISTRATION . . . . .	742,488,483	418,235,000	-47,207,711	436,183,992
PROPRIETARY RECEIPTS FROM THE PUBLIC . . . . .	- - - -	-19,937	- - - -	-19,937
SMITHSONIAN INSTITUTION . . . . .	47,445,399	102,363,522	- - - -	112,581,891
PROPRIETARY RECEIPTS FROM THE PUBLIC . . . . .	- - - -	190,519	- - - -	190,519
<b>TEMPORARY STUDY COMMISSIONS</b>				
AVIATION ADVISORY COMMISSION . . . . .	59,330	- - - -	-59,330	- - - -
JOINT FEDERAL-STATE LAND USE PLANNING COMMISSION FOR ALASKA . . . . .	453,200	1,397,000	- - - -	1,318,963
PROPRIETARY RECEIPTS FROM THE PUBLIC . . . . .	- - - -	-633,014	- - - -	-633,014
OTHER TEMPORARY COMMISSIONS . . . . .	9,961,699	26,187,500	- - - -	12,916,236
<b>TOTAL, TEMPORARY STUDY COMMISSIONS . . . . .</b>	<b>10,474,229</b>	<b>26,551,486</b>	<b>-59,330</b>	<b>13,602,185</b>
TENNESSEE VALLEY AUTHORITY . . . . .	1,534,932,787	100,025,000	- - - -	980,344,741
PROPRIETARY RECEIPTS FROM THE PUBLIC . . . . .	- - - -	-26,529	- - - -	-26,529
UNITED STATES INFORMATION AGENCY . . . . .	53,067,330	273,737,893	- - - -	257,394,383
PROPRIETARY RECEIPTS FROM THE PUBLIC . . . . .	- - - -	-356,547	- - - -	-359,947
UNITED STATES RAILWAY ASSOCIATION . . . . .	6,100,000	522,300,000	- - - -	329,020,000
WATER RESOURCES COUNCIL . . . . .	5,361,638	15,076,562	- - - -	15,297,768
PROPRIETARY RECEIPTS FROM THE PUBLIC . . . . .	- - - -	-1,312,258	- - - -	-1,312,298
INTRABUDGETARY TRANSACTIONS . . . . .	- - - -	-3,042,684	- - - -	-3,042,684
<b>TOTAL, INDEPENDENT AGENCIES FY 1976 . . . . .</b>	<b>69,212,687,225</b>	<b>23,870,896,671</b>	<b>-47,267,041</b>	<b>18,285,947,456</b>

OUTLAYS, AND BALANCES, F.Y. 1976 AND T.Q. - Continued  
 Units or Program  
 details will not add to totals)

Balances with- drawn and other transactions	Unexpended appro- priations, other authorizations, and investments held	Balances, end of period				Unobligated <sup>2/</sup>
		Unpaid obligations		Receivables (deduct)		
		Undelivered orders and contracts	Accounts payable and other liabilities	Reimbursements earned and refunds	Unfilled customer orders	
	145,140					
	412,654					
	2,250,284					
	24,549					
	5,084					
	382,435,127					
	385,173,109					
	1,518,477					
	19,616,388					
	27,142,064					
	558,271					
	304,698					
	903,150					
	307,509					
	174,503,724					
	173,821,100					
	9,552,303					
	654,513					
	666,454,206					
	539,545					
	85,454,513					
	442,291					
	227,461					
	-11,234,441					
	4,053,424,889					
	319,666					
	1,002,659,023					
	5,850,588					
	677,321,780					
	37,227,430					
	531,236					
	23,222,564					
	23,764,200					
13,182	654,555,864					
	69,410,841					
	199,280,000					
	5,140,833					
92,088,737	74,658,280,662					

Table J - SUMMARY OF BUDGET APPROPRIATIONS,  
By Organizational  
(Cents omitted therefore)

Organization	Balances, beginning of period <sup>1/</sup>	Appropriations and other obligational authority	Transfers, borrowings, and invest- ments (net)	Outlays (net)
TRANSITION QUARTER				
INDEPENDENT AGENCIES				
ACTION . . . . .	77,738,087	45,324,316	- - - - -	47,958,190
PROPRIETARY RECEIPTS FROM THE PUBLIC . . . . .	- - -	-117,817	- - - - -	-117,817
ADMINISTRATIVE CONFERENCE OF THE UNITED STATES . . . . .	283,833	196,000	- - - - -	219,186
ADVISORY COMMITTEE ON FEDERAL PAY . . . . .	68,866	34,000	- - - - -	22,474
AMERICAN BATTLE MONUMENTS COMMISSION . . . . .	1,529,892	1,644,501	- - - - -	1,583,735
PROPRIETARY RECEIPTS FROM THE PUBLIC . . . . .	- - -	-1,429	- - - - -	-1,429
ARMS CONTROL AND DISARMAMENT AGENCY . . . . .	2,869,018	3,030,000	- - - - -	2,641,809
BOARD FOR INTERNATIONAL BROADCASTING . . . . .	5,195,436	17,968,000	- - - - -	21,265,280
CABINET COMMITTEE ON OPPORTUNITIES FOR SPANISH-SPEAKING PEOPLE . . . . .	5,742	-	- - - - -	-368
CIVIL AERONAUTICS BOARD . . . . .	7,442,097	22,608,732	- - - - -	22,207,833
PROPRIETARY RECEIPTS FROM THE PUBLIC . . . . .	- - -	-14,491	- - - - -	-14,491
CIVIL SERVICE COMMISSION . . . . .	45,547,990,636	1,607,787,215	- - - - -	2,354,669,543
PROPRIETARY RECEIPTS FROM THE PUBLIC . . . . .	- - -	-4,280	- - - - -	-4,280
INTRABUDGETARY TRANSACTIONS . . . . .	- - -	-1,678,871	- - - - -	-1,678,871
COMMISSION OF FINE ARTS . . . . .	40,947	47,000	- - - - -	59,874
COMMISSION ON CIVIL RIGHTS . . . . .	913,126	2,171,000	- - - - -	1,872,829
COMMITTEE FOR PURCHASE OF PRODUCTS AND SERVICES OF THE BLIND AND OTHER SEVERELY HANDICAPPED . . . . .	30,521	64,000	- - - - -	57,392
COMMODITY FUTURES TRADING COMMISSION . . . . .	2,231,014	2,902,000	- - - - -	3,065,599
COMMUNITY SERVICES ADMINISTRATION . . . . .	247,452,501	129,746,000	- - - - -	123,722,279
PROPRIETARY RECEIPTS FROM THE PUBLIC . . . . .	- - -	-21,882	- - - - -	-21,882
CONSUMER PRODUCT SAFETY COMMISSION . . . . .	14,628,894	5,555,000	- - - - -	10,190,657
PROPRIETARY RECEIPTS FROM THE PUBLIC . . . . .	- - -	-1,936	- - - - -	-1,936
CORPORATION FOR PUBLIC BROADCASTING . . . . .	8,500,000	17,500,000	- - - - -	26,000,000
DISTRICT OF COLUMBIA . . . . .	227,947,200	82,555,600	- - - - -	185,356,300
PROPRIETARY RECEIPTS FROM THE PUBLIC . . . . .	- - -	-12,285,607	- - - - -	-12,285,607
EMERGENCY LOAN GUARANTEE BOARD . . . . .	23,354,266	-	- - - - -	-3,872,080
EQUAL EMPLOYMENT OPPORTUNITY COMMISSION . . . . .	14,658,533	18,650,000	- - - - -	16,208,618
PROPRIETARY RECEIPTS FROM THE PUBLIC . . . . .	- - -	-4,566	- - - - -	-4,966
FARM CREDIT ADMINISTRATION . . . . .	261,130,798	-	- - - - -	-249,617
PROPRIETARY RECEIPTS FROM THE PUBLIC . . . . .	- - -	-208	- - - - -	-208
FEDERAL COMMUNICATIONS COMMISSION . . . . .	5,422,079	12,746,000	- - - - -	12,763,906
PROPRIETARY RECEIPTS FROM THE PUBLIC . . . . .	- - -	-7,544	- - - - -	-7,544
FEDERAL DEPOSIT INSURANCE CORPORATION . . . . .	9,752,944,350	-	- - - - -	133,279,831
FEDERAL ENERGY ADMINISTRATION . . . . .	375,756,681	32,883,000	- - - - -	38,522,670
PROPRIETARY RECEIPTS FROM THE PUBLIC . . . . .	- - -	-65,116,125	- - - - -	-65,116,125
FEDERAL HOME LOAN BANK BOARD . . . . .	9,339,846,929	-	- - - - -	-178,167,088
FEDERAL MARITIME COMMISSION . . . . .	734,680	2,035,000	- - - - -	1,896,576
PROPRIETARY RECEIPTS FROM THE PUBLIC . . . . .	- - -	-4,363	- - - - -	-4,363
FEDERAL MEDIATION AND CONCILIATION . . . . .	2,202,878	4,626,000	- - - - -	4,335,539
PROPRIETARY RECEIPTS FROM THE PUBLIC . . . . .	- - -	-201	- - - - -	-201
FEDERAL METAL AND NONMETALLIC MINE SAFETY BOARD OF REVIEW . . . . .	-2,055	-	- - - - -	-
FEDERAL POWER COMMISSION . . . . .	4,299,248	8,888,000	- - - - -	8,649,382
PROPRIETARY RECEIPTS FROM THE PUBLIC . . . . .	- - -	-5,527	- - - - -	-5,927
FEDERAL TRADE COMMISSION . . . . .	6,465,253	12,543,000	- - - - -	11,139,622
PROPRIETARY RECEIPTS FROM THE PUBLIC . . . . .	- - -	-22,403	- - - - -	-22,403
FOREIGN CLAIMS SETTLEMENT COMMISSION . . . . .	11,758,152	375,000	- - - - -	429,198
HISTORICAL AND MEMORIAL COMMISSIONS				
HARRY S. TRUMAN SCHOLARSHIP FOUNDATION . . . . .	10,566,255	-	- - - - -	467,345
JAPAN-UNITED STATES FRIENDSHIP COMMISSION . . . . .	18,748,041	264,074	- - - - -	-58,204
AMERICAN REVOLUTION BICENTENNIAL ADMINISTRATION . . . . .	15,743,277	5,739,434	- - - - -	13,425,611
PROPRIETARY RECEIPTS FROM THE PUBLIC . . . . .	- - -	-7,999,047	- - - - -	-7,999,047
OTHER HISTORICAL AND MEMORIAL AGENCIES . . . . .	26,503	6,000	- - - - -	3,457
TOTAL, HISTORICAL AND MEMORIAL COMMISSIONS . . . . .	45,084,076	2,010,461	- - - - -	5,839,162
INDIAN CLAIMS COMMISSION . . . . .				
PROPRIETARY RECEIPTS FROM THE PUBLIC . . . . .	145,140	366,000	- - - - -	331,560
INTERGOVERNMENTAL AGENCIES	- - -	-10	- - - - -	-10
ADVISORY COMMISSION ON INTERGOVERNMENTAL RELATIONS . . . . .				
APPALACHIAN REGIONAL COMMISSION . . . . .	413,654	306,000	- - - - -	315,457
PROPRIETARY RECEIPTS FROM THE PUBLIC . . . . .	2,290,284	1,386,000	- - - - -	1,439,267
INTRABUDGETARY TRANSACTIONS . . . . .	- - -	-414,000	- - - - -	-414,000
DELAWARE RIVER BASIN COMMISSION . . . . .	- - -	-477,000	- - - - -	-477,000
INTERSTATE COMMISSION ON THE POTOMAC RIVER BASIN . . . . .	24,945	73,000	- - - - -	74,473
SUSQUEHANNA RIVER BASIN COMMISSION . . . . .	- - -	12,000	- - - - -	13,000
WASHINGTON METROPOLITAN AREA TRANSIT AUTHORITY . . . . .	5,084	58,000	- - - - -	55,671
TOTAL, INTERGOVERNMENTAL AGENCIES . . . . .	382,439,137	26,700,000	- - - - -	51,678,154
TOTAL, INDEPENDENT AGENCIES . . . . .	385,173,105	27,645,000	- - - - -	52,689,064

OUTLAYS, AND BALANCES, F.Y. 1976 AND T.Q. - Continued  
 Units or Program  
 details will not add to totals)

Balances with- drawn and other transactions	Unexpended appro- priations, other authorizations, and investments held	Balances, end of period				Unobligated <sup>2/</sup>
		Unpaid obligations		Receivables (deduct)		
		Undelivered orders and contracts	Accounts payable and other liabilities	Reimbursements earned and refunds	Unfilled customer orders	
2,882,655	72,221,558	116,115,825	22,270,516	66,227,326		62,546
35,470	225,177	172,569	54,282	1,675		
54,874	25,518	17,858	7,620			
15,407	1,575,250	840,222	653,368			81,660
278,430	2,978,778	2,483,966	591,944	97,132		
26,191	1,871,565	1,832,473	42,342	2,850		
5,775	336		1,636			
4,162	7,838,833	257,385	7,702,600	1,300		
				121,152		
3,275,172	45,197,833,134	10,649,789	3,350,741,295	255,117,803	3,183,493	42,135,343,346
1,720	26,354	15,277	11,077			
76,155	1,125,058	685,866	496,558	47,327		
10,537	26,192	14,072	12,120			
577,542	1,485,472	878,907	665,533	54,568		
12,272,567	240,202,254	478,038,108	3,827,136	245,984,312		4,322,321
628,824	13,764,413	12,089,071	1,765,769	50,427		
	125,110,500					125,110,500
	27,226,346		47,791	-1,265,511		25,909,044
3,456,517	13,882,558	10,659,704	3,606,510	583,215		
	261,380,415	43,346	751,185	1,425,528		261,971,813
349	5,403,824	3,411,085	1,952,296	92,558		133,000
	5,619,664,515		1,481,651,000	1,353,175,000		5,451,192,519
3,038,864	371,078,147	54,030,967	7,651,969	65,570		309,424,781
2,000,364,825	7,517,645,152	14,839,726	92,038,720	81,335,779		7,492,110,525
182,045	651,059	215,746	499,164	23,650		
135,415	2,257,515	601,055	1,820,408	63,543		
-2,055						
700,062	3,837,805	1,111,946	2,810,395	84,536		
537,933	7,230,698	5,149,840	2,180,818			
203,418	11,500,536	30,451	236,676			11,233,369
	10,058,509	7,984	12,555			10,078,366
	19,070,319	21,100	6,795			19,042,424
-51,854	12,106,553	6,220,150	351,934	52,441		5,585,310
773	28,272	10,965				17,308
-51,080	41,306,455	8,260,200	371,268	52,441		34,727,408
55,540	124,040	11,016	113,024			
71,521	332,636	207,852	13,658			111,126
22,258	2,214,718	645,879	351,688	51,065		1,264,216
15,605	3,871	185	3,686			
757	2,616		2,616			
	357,460,583	357,460,983				
114,222	360,014,023	358,318,898	371,647	51,065		1,375,343

Table J - SUMMARY OF BUDGET APPROPRIATIONS,  
By Organizational  
(Cents omitted therefore)

Organization	Balances, beginning of period	Appropriations and other obligational authority	Transfers, borrowings, and invest- ments (net)	Outlays (net)
INDEPENDENT AGENCIES--CONTINUED				
INTERNATIONAL TRADE COMMISSION . . . . .	1,518,477	2,675,000	--	2,471,849
INTERSTATE COMMERCE COMMISSION . . . . .	19,616,388	14,860,000	--	12,765,031
PROPRIETARY RECEIPTS FROM THE PUBLIC . . . . .	--	-187,065	--	-187,085
LEGAL SERVICES CORPORATION . . . . .	27,143,064	24,620,000	--	51,769,017
MARINE MAMMAL COMMISSION . . . . .	598,271	225,000	--	203,918
NATIONAL CAPITAL PLANNING COMMISSION . . . . .	304,698	415,000	--	292,832
PROPRIETARY RECEIPTS FROM THE PUBLIC . . . . .	--	-85	--	-85
NATIONAL CENTER FOR PRODUCTIVITY AND QUALITY OF WORKING LIFE . . . . .	903,190	500,000	--	671,693
NATIONAL COMMISSION ON LIBRARIES AND INFORMATION SCIENCE . . . . .	307,505	117,032	--	41
PROPRIETARY RECEIPTS FROM THE PUBLIC . . . . .	--	-32	--	-32
NATIONAL CREDIT UNION ADMINISTRATION . . . . .	174,563,734	--	--	3,531,534
NATIONAL FOUNDATION ON THE ARTS AND THE HUMANITIES . . . . .	173,821,100	59,274,155	--	43,895,584
PROPRIETARY RECEIPTS FROM THE PUBLIC . . . . .	--	-254	--	-254
NATIONAL LABOR RELATIONS BOARD . . . . .	9,553,303	17,593,000	--	15,752,780
PROPRIETARY RECEIPTS FROM THE PUBLIC . . . . .	--	-35,657	--	-35,657
NATIONAL MEDIATION BOARD . . . . .	694,513	850,000	--	825,171
PROPRIETARY RECEIPTS FROM THE PUBLIC . . . . .	--	-501	--	-501
NATIONAL SCIENCE FOUNDATION . . . . .	606,494,206	169,357,054	--	206,810,065
PROPRIETARY RECEIPTS FROM THE PUBLIC . . . . .	--	-334,912	--	-334,912
NATIONAL TRANSPORTATION SAFETY BOARD . . . . .	939,545	3,095,000	--	2,961,244
PROPRIETARY RECEIPTS FROM THE PUBLIC . . . . .	--	-4,519	--	-4,519
NUCLEAR REGULATORY COMMISSION . . . . .	85,454,513	52,125,000	--	45,637,850
PROPRIETARY RECEIPTS FROM THE PUBLIC . . . . .	--	-18,685	--	-18,685
OCCUPATIONAL SAFETY AND HEALTH REVIEW COMMISSION . . . . .	443,291	1,464,000	--	780,822
PENNSYLVANIA AVENUE DEVELOPMENT CORPORATION . . . . .	227,461	218,000	--	192,354
POSTAL SERVICE . . . . .	-11,234,441	524,130,000	--	937,741,756
RAILROAD RETIREMENT BOARD . . . . .	4,053,424,889	384,427,768	-5,600,000	529,912,722
PROPRIETARY RECEIPTS FROM THE PUBLIC . . . . .	--	-211	--	-211
INTRABUDGETARY TRANSACTIONS . . . . .	--	6,875,267	--	6,875,267
RENEGOTIATION BOARD . . . . .	319,666	1,288,000	--	1,286,528
PROPRIETARY RECEIPTS FROM THE PUBLIC . . . . .	--	-930	--	-930
SECURITIES AND EXCHANGE COMMISSION . . . . .	1,002,659,023	13,177,000	--	11,574,432
PROPRIETARY RECEIPTS FROM THE PUBLIC . . . . .	--	-6,314	--	-6,314
SELECTIVE SERVICE SYSTEM . . . . .	5,850,988	6,525,000	--	3,592,840
PROPRIETARY RECEIPTS FROM THE PUBLIC . . . . .	--	-140	--	-140
SMALL BUSINESS ADMINISTRATION . . . . .	677,331,780	10,914,226	-8,548,177	78,147,256
PROPRIETARY RECEIPTS FROM THE PUBLIC . . . . .	--	-3,310	--	-3,310
SMITHSONIAN INSTITUTION . . . . .	37,227,430	27,264,607	--	30,430,804
PROPRIETARY RECEIPTS FROM THE PUBLIC . . . . .	--	-7,731	--	-7,731
TEMPORARY STUDY COMMISSIONS				
AVIATION ADVISORY COMMISSION . . . . .	--	--	--	--
JOINT FEDERAL-STATE LAND USE PLANNING COMMISSION FOR ALASKA . . . . .	531,236	210,000	--	200,375
PROPRIETARY RECEIPTS FROM THE PUBLIC . . . . .	--	-90,004	--	-90,004
OTHER TEMPORARY COMMISSIONS . . . . .	23,232,564	3,061,686	--	3,042,372
TOTAL, TEMPORARY STUDY COMMISSIONS . . . . .	23,764,200	3,181,682	--	3,152,743
TENNESSEE VALLEY AUTHORITY . . . . .	654,599,864	10,020,550,000	--	232,126,831
PROPRIETARY RECEIPTS FROM THE PUBLIC . . . . .	--	-6,520	--	-6,520
UNITED STATES INFORMATION AGENCY . . . . .	69,410,841	72,614,501	--	72,919,601
PROPRIETARY RECEIPTS FROM THE PUBLIC . . . . .	--	115,468	--	115,468
UNITED STATES RAILWAY ASSOCIATION . . . . .	199,380,000	965,000,000	--	3,150,000
WATER RESOURCES COUNCIL . . . . .	5,140,833	3,654,604	--	3,370,849
PROPRIETARY RECEIPTS FROM THE PUBLIC . . . . .	--	-563,037	--	-563,037
INTRABUDGETARY TRANSACTIONS . . . . .	--	-781,567	--	-781,567
TOTAL, INDEPENDENT AGENCIES T.O. . . . .	74,658,280,662	14,751,565,679	-14,146,177	5,527,046,367
UNDISTRIBUTED OFFSETTING RECEIPTS FY 1970 . . . . .	--	-14,704,374,665	--	-14,704,374,665
UNDISTRIBUTED OFFSETTING RECEIPTS T.O. . . . .	--	-2,566,530,144	--	-2,566,530,144

OUTLAYS, AND BALANCES, F.Y. 1976 AND T.Q. - Continued  
 Units or Program  
 details will not add to totals)

Balances with- drawn and other transactions	Unexpended appro- priations, other authorizations, and investments held	Balances, end of period				Unobligated <sup>2/</sup>
		Unpaid obligations		Receivables (deduct)		
		Undelivered orders and contracts	Accounts payable and other liabilities	Reimbursements earned and refunds	Unfilled customer orders	
526,063	1,155,565	570,459	658,924	72,818	-	-
542,191	20,364,167	1,443,406	4,457,959	146,781	-	14,609,583
-	4,047	4,047	-	-	-	-
7,752	611,602	541,209	70,312	-	-	-
40,040	300,026	155,537	255,269	-	-	-
24,892	706,603	701,733	511,379	566,505	-	-
2,000	421,613	358,049	61,780	-	-	184
-	170,572,201	-	10,845,458	7,892,526	-	168,020,278
287,509	108,512,206	217,450,283	507,611	41,416,884	-	12,371,197
352,587	11,000,536	1,446,870	9,954,903	400,828	-	-
263,735	451,607	79,601	371,926	-	-	-
2,465,541	626,575,254	125,113,319	495,341,842	18,622,821	487,393	25,241,318
-411,188	1,464,489	921,001	453,712	59,565	-	39,291
-	51,762,063	50,200,937	34,629,605	556,582	77,500	7,620,433
-14,273	1,140,742	220,446	957,067	38,156	-	1,422
8,666	284,401	240,001	43,465	50	-	305
-14,046,237	-	-	-	-	-	-
37,646,351	3,404,653,584	254,945	366,736,682	1,653,792,165	-	4,751,494,122
218	420,520	151,134	270,861	1,074	-	-
282,855	1,000,978,726	473,701	2,751,204	246,169	-	1,000,000,000
3,467,153	4,515,505	65,472	4,850,523	-	-	-
1,105,265	600,445,208	144,726,242	566,300,943	150,242,355	-	245,760,418
1,671,005	32,350,225	29,010,910	-79,061	100,607	-	4,279,766
105,792	431,066	527,160	186,012	123,522	-	41,818
1,042,521	22,205,747	1,244,208	1,120,717	130,579	-	19,567,401
1,152,324	22,640,815	1,571,368	1,314,725	254,501	-	20,005,219
100,389,375	10,346,622,658	1,002,418,506	401,705,691	178,392,800	-	8,520,892,261
2,022,247	67,083,454	54,014,067	14,107,764	5,573,582	-	24,935,644
-	1,161,230,000	3,436,141	2,301,740	1,520,162	-	1,157,012,281
2,056	5,462,452	2,340,521	752,606	301,444	10,516	2,641,315
2,172,913,740	81,735,728,057	3,256,805,857	6,705,560,803	4,110,796,542	3,759,322	75,847,927,231



Table J - SUMMARY OF BUDGET APPROPRIATIONS,  
By Organizational  
(Cents omitted therefore)

Organization	Balances, beginning of period <sup>1/</sup>	Appropriations and other obligational authority	Transfers, borrowings, and invest- ments (net)	Outlays (net)
<b>OFF-BUDGET FEDERAL AGENCIES</b>				
EXPORT-IMPORT BANK OF THE UNITED STATES . . . . .	7,636,538,984	- - - - -	- - - - -	746,174,870
POSTAL SERVICE . . . . .	5,295,258,811	- - - - -	- - - - -	1,665,465,673
RURAL ELECTRIFICATION ADMINISTRATION . . . . .	4,305,546,768	1,089,316,000	- - - - -	306,125,761
ENVIRONMENTAL FINANCING AUTHORITY . . . . .	100,000,000	- - - - -	- - - - -	- - - - -
FEDERAL FINANCING BANK . . . . .	14,990,220,000	8,547,164,669	-2,528,200,000	5,914,854,557
PENSION BENEFIT GUARANTY CORPORATION . . . . .	134,047,210	- - - - -	- - - - -	-21,824,369
FEDERAL HOUSING ADMINISTRATION . . . . .	220,367,219	275,000,000	- - - - -	-14,505,669
<b>TOTAL, OFF-BUDGET FEDERAL AGENCIES FY 1976 . . . . .</b>	<b>37,181,979,002</b>	<b>10,311,482,689</b>	<b><sup>7</sup>-2,528,200,000</b>	<b>8,016,330,824</b>
<b>TRANSITION QUARTER</b>				
<b>OFF-BUDGET FEDERAL AGENCIES</b>				
EXPORT-IMPORT BANK OF THE UNITED STATES . . . . .	6,890,364,114	1,101,632,551	- - - - -	222,595,609
POSTAL SERVICE . . . . .	8,179,012,029	- - - - -	- - - - -	-726,064,849
RURAL ELECTRIFICATION ADMINISTRATION . . . . .	5,585,824,581	16,045,000	- - - - -	-63,835,424
ENVIRONMENTAL FINANCING AUTHORITY . . . . .	- - - - -	- - - - -	- - - - -	- - - - -
FEDERAL FINANCING BANK . . . . .	15,097,205,549	3,471,157,021	-838,550,000	2,575,114,978
PENSION BENEFIT GUARANTY CORPORATION . . . . .	155,871,579	- - - - -	- - - - -	-292,637
FEDERAL HOUSING ADMINISTRATION . . . . .	509,872,888	375,000,000	- - - - -	-2,871,041
<b>TOTAL, OFF-BUDGET FEDERAL AGENCIES T.Q.</b>	<b>36,418,150,740</b>	<b>4,564,634,573</b>	<b><sup>8</sup>-838,550,000</b>	<b>2,004,642,636</b>
<b>TOTAL, APPROPRIATIONS, AUTHORIZATIONS, OUTLAYS, AND BALANCE FY 1976 . . . . .</b>	<b>554,020,196,416</b>	<b>414,051,878,287</b>	<b><sup>7</sup>-2,928,200,000</b>	<b>373,626,459,558</b>
<b>TOTAL, APPROPRIATIONS, AUTHORIZATIONS, OUTLAYS, AND BALANCE T.Q. . . . .</b>	<b>570,344,510,890</b>	<b>116,732,527,449</b>	<b><sup>8</sup>-838,550,000</b>	<b>196,477,638,486</b>

- 1 Several opening balances do not agree with ending balances due to budgetary account reclassifications and adjustments pursuant to specific Congressional Legislation.
- 2 Unobligated balance represents no year or unexpired multiple year accounts, unless otherwise footnoted. For detail, see related departments.
- 3 Pursuant to 31 USC 66b(a), only Executive agencies are required to report their financial condition.
- 4 Represents analysis furnished by the Sergeant-at-Arms.
- 5 The distribution of unpaid obligations as between (1) undelivered orders and contracts and (2) accounts payable and accrued liabilities, with respect to the accounts of the Department of Defense, is largely on the basis of estimates furnished by the respective military departments.

OUTLAYS, AND BALANCES, F.Y. 1976 AND T.Q. - Continued  
 Units or Program  
 details will not add to totals)

Balances with- drawn and other transactions	Unexpended appro- priations, other authorizations, and investments held	Balances, end of period				Unobligated <sup>2/</sup>
		Unpaid obligations		Receivables (deduct)		
		Undelivered orders and contracts	Accounts payable and other liabilities	Reimbursements earned and refunds	Unfilled customer orders	
- - -	6,890,364,114	- - -	- - -	- - -	- - -	- - -
30,781,100	8,179,012,029	- - -	- - -	- - -	- - -	- - -
2,914,426	5,585,824,581	- - -	- - -	- - -	- - -	- - -
100,000,000	- - -	- - -	- - -	- - -	- - -	- - -
-2,915,408	15,057,205,545	- - -	- - -	- - -	- - -	- - -
- - -	155,871,575	- - -	- - -	- - -	- - -	- - -
- - -	509,872,888	- - -	- - -	- - -	- - -	- - -
130,780,127	36,418,150,740	- - -	- - -	- - -	- - -	- - -
150,286,534	7,619,114,522	151,295,809	7,704,022,552	236,207,839	- - -	- - -
36,738,761	8,866,338,117	524,029,344	8,220,896,873	5,028,214,325	- - -	5,949,026,229
3,911,753,143	1,754,755,882	1,045,326,705	3,994,663	94,565,505	- - -	- - -
- - -	- - -	- - -	- - -	- - -	- - -	- - -
-2,915,408	15,157,613,000	- - -	631,038,960	620,852,351	- - -	15,147,426,391
- - -	156,164,216	523,648	10,211,330	2,614,827	- - -	148,044,075
143,201,885	744,542,040	308,412	1,567,035	3,760,504	- - -	746,427,497
4,241,064,515	34,258,527,758	2,522,087,919	16,571,731,414	6,786,215,766	- - -	21,650,924,192
21,172,400,215	570,345,014,933	- - -	- - -	- - -	- - -	- - -
6,666,978,905	583,093,870,947	258,728,544,998	67,761,322,373	29,155,698,822	20,311,510,246	305,992,558,807

6 Includes \$380,405,959 in reimbursements anticipated on customer's orders for the Military Assistance Payments Programs, 22 USC 1819.

7 Represents loans to agencies in lieu of agencies borrowing through the Treasury or issuing their securities to the public:

Tennessee Valley Authority----- \$-745,000,000.00  
 Export-Import Bank of the U.S.- -935,200,000.00  
 U.S. Postal Service ----- -1,248,000,000.00

8 Represents loans to and/or repayments from agencies in lieu of agencies borrowing through the Treasury or issuing their securities to the public:

Tennessee Valley Authority----- \$-655,000,000.00  
 Export-Import Bank of the U.S.- -216,450,000.00  
 U.S. Postal Service ----- -500,000,000.00

Table K - STATEMENT OF ACCOUNTS WITH NEGATIVE

Appropriation or Fund Account	Account symbol	Balances beginning of period	Appropriations and other obligational authority
<b>Legislative Branch:</b>			
<b>Office of Technology Assessment:</b>			
Salaries and Expenses:	0740100		
Fiscal Year 1976.....		\$93,364.06	-----
Transition Quarter.....		-21,809.97	-----
<b>Architect of the Capitol:</b>			
<b>Capitol Buildings:</b>			
Fiscal Year 1976.....	013/40105	1,018.21	-----
Transition Quarter.....		-4,275.44	-----
<b>Senate Garage:</b>			
Fiscal Year 1976.....	0150112	9,196.09	-----
Transition Quarter.....		-6.66	-----
<b>Capitol Power Plant:</b>			
Fiscal Year 1976.....	0150133	2,265,807.87	-----
Transition Quarter.....		-21,697.70	-----
<b>Library of Congress:</b>			
<b>Salaries and Expenses, Copyright Office:</b>			
Fiscal Year 1976.....	03MD102	9,935.30	-----
Transition Quarter.....		-20,348.70	-----
<b>Salaries and Expenses, Distribution of Catalog Cards:</b>			
Fiscal Year 1976.....	03MD128	55,990.54	-----
Transition Quarter.....		-55,714.46	-----
<b>Furniture and Furnishings:</b>			
Fiscal Year 1976.....	0350146	174,537.45	-----
Transition Quarter.....		-3,816.58	-----
<b>Unclassified Expenditures:</b>			
Fiscal Year 1976.....	03X1999		-----
Transition Quarter.....		-1,338.91	-----
<b>Consolidated Working Fund:</b>			
Fiscal Year 1976 .....	0363900		-----
Transition Quarter.....	0343900	7,551.47	-----
	0363900	-366,405.96	-----
	0343900	-676.53	-----
<b>General Accounting Office:</b>			
<b>Salaries and Expenses, Commission on Security and Coopera- tion in Europe:</b>			
Transition Quarter.....	05X0110		-----
<b>Cost-Accounting Standards Board:</b>			
<b>Salaries and Expenses:</b>			
Fiscal Year 1976.....	06M0100	96.00	-----
Transition Quarter.....		-284.00	-----
<b>United States Tax Court:</b>			
<b>Salaries and Expenses:</b>			
Fiscal Year 1976.....	23M0100		-----
Transition Quarter.....		-8,394.45	-----
<b>Federal Election Commission:</b>			
<b>Salaries and expenses:</b>			
Fiscal Year 1976.....	95M1600	247,270.09	-----
Transition Quarter.....		-60,924.36	-----
<b>The Judiciary:</b>			
<b>Court of Customs and Patent Appeals:</b>			
<b>Salaries and Expenses:</b>			
Fiscal Year 1976.....	1050300	24,076.95	-----
Transition Quarter.....		-8,565.38	-----
<b>Court of Claims:</b>			
<b>Salaries and Expenses:</b>			
Fiscal Year 1976.....	1040505		-----
Transition Quarter.....		-38.63	-----
<b>Courts of Appeals, District Courts and Other Judicial Services:</b>			
<b>Salaries of Judges:</b>			
Fiscal Year 1976.....	1050200	839,186.77	-----
Transition Quarter.....		-2,750.57	-----
<b>Salaries of Supporting Personnel:</b>			
Fiscal Year 1976.....	1050924	2,525,116.74	-----
Transition Quarter.....	10M0924		-----
	1050924	-97,895.66	-----
	10M0924	-52.00	-----

BALANCES AT END OF F. Y. 1976 AND T. Q. <sup>1/</sup>

Outlays (net)	Balances withdrawn and other transactions	Balances, end of period			
		Excess outlays <u>2/</u>	Unpaid obligations	Receivables <u>3/</u>	Excess outlays and obligations <u>2/ 4/</u>
\$115,174.03 -----	----- -\$21,809.97	\$21,809.97 -----	-----	-----	-----
5,293.65 -----	----- -4,275.44	4,275.44 -----	-----	-----	-----
9,202.75 -----	----- - 6.66	6.66 -----	-----	-----	-----
2,287,505.57 556.13	----- -33,432.77	21,697.70 n.a.	-----	-----	-----
30,284.00 -----	----- -30,751.00	20,348.70 n.a.	-----	-----	-----
111,705.00 227.00	----- -62,331.83	55,714.46 n.a.	-----	-----	-----
178,354.03 -----	----- -3,972.83	3,816.58 n.a.	-----	-----	-----
1,338.91 79.88	----- -----	1,338.91 5/1,418.79	-----	-----	\$1,418.79
366,405.96 8,228.00 92,968.63 10.80	----- ----- ----- -687.33	366,405.96 676.53 5/459,374.59 -----	\$418,171.20	\$890,425.66	6/ -12,979.86
3,004.84	-----	5/3,004.84	-----	3,004.84	-----
380.00 -----	----- -421.82	284.00 n.a.	-----	-----	-----
8,394.45 17,278.00	----- -25,672.45	8,394.45	-----	-----	-----
308,194.45 2,109.00	----- 74,581.61	60,924.36 n.a.	-----	-----	-----
32,642.33 -----	----- -8,565.38	8,565.38 -----	-----	-----	-----
38.63 -----	----- - 38.63	38.63 -----	-----	-----	-----
841,937.34 -----	----- -2,750.57	2,750.57	-----	-----	-----
2,623,012.40 52.00 -261.38 -----	----- ----- -97,634.28 -52.00	97,395.66 52.00	-----	-----	-----

Table K - STATEMENT OF ACCOUNTS WITH NEGATIVE

Appropriation or Fund Account	Account symbol	Balances beginning of period	Appropriations and other obligational authority
<b>The Judiciary - Continued:</b>			
Courts of Appeals, District Courts and Other Judicial Services - continued:			
Travel and Miscellaneous Expenses:	10M0926		
Fiscal Year 1976.....		\$1,700.00	-----
Transition Quarter.....		-14,002.55	-----
Salaries and Expenses, United States Magistrates:	10M0929		
Fiscal Year 1976.....		-----	-----
Transition Quarter.....		-1,355.60	-----
Salaries and Expenses of Referees:	1055036		
Fiscal Year 1976.....		223,053.39	-----
Transition Quarter.....		-1,253.42	-----
Administrative Office of the United States Courts:			
Salaries and Expenses:	1040927		
Fiscal Year 1976.....		6,359.24	-----
Transition Quarter.....		-2,563.65	-----
Space and Facilities, the Judiciary:			
Space and Facilities:	1050931		
Fiscal Year 1976.....		-----	-----
Transition Quarter.....		-1,750.00	-----
Judiciary Trust Funds:			
Operation of the Public Defender Service for District of Columbia:	10X8120		
Fiscal Year 1976.....		84,115.39	\$2,146,958.71
Transition Quarter.....		-6,929.05	581,084.47
Executive Office of the President:			
The White House Office:			
Salaries and Expenses:	1140110		
Fiscal Year 1976.....		-----	-----
Transition Quarter.....		-254.94	-----
Council on Environmental Quality and Office of Environmental Quality:			
Consolidated Working Fund:	1143953		
Fiscal Year 1976.....		234,936.82	-----
Transition Quarter.....		-27,318.01	-----
Council on International Economic Policies:			
Salaries and Expenses:	1151456		
Fiscal Year 1976.....		251,338.59	-----
Transition Quarter.....		-8,725.76	-----
Special Action Office for Drug Abuse Prevention:			
Salaries and Expenses, Transfer to Health, Education and Welfare, Health Services Administration:	75-11X1455(03)		
Fiscal Year 1976.....		-31,626.74	-----
Transition Quarter.....		-8,991.85	-----
Special Fund for Drug Abuse:			
Fiscal Year 1976.....	1153455	377.38	-----
Transition Quarter.....	1143455	5,306.87	-----
	1153455	-19,418.10	-----
	1143455	-5,954.68	-----
Funds Appropriated to the President:			
Unanticipated Needs:			
Transfer to: National Study Commission on Records and Documents of Federal Offices:	1160037(37)		
Fiscal Year 1976.....		-----	-----
Transition Quarter.....		-18,743.25	-----
Transfer to: Commission on Federal Paperwork:	1160037(48)		
Fiscal Year 1976.....		-----	-----
Transition Quarter.....		-9,811.20	-----
Transfer to: Private Protection Study Commission:	1160037(66)		
Fiscal Year 1976.....		-----	-----
Transition Quarter.....		- 2.32	-----
International Security Assistance:			
Military Assistance, Transfer to: Air Force:	57-1151080		
Fiscal Year 1976.....		294,617,458.35	-----
Transition Quarter.....		-29.75	-----

BALANCES AT END OF F. Y. 1976 AND T. Q. <sup>1/</sup> - Continued

Outlays (net)	Balances withdrawn and other transactions	Balances, end of period			
		Excess outlays <u>2/</u>	Unpaid obligations	Receivables <u>3/</u>	Excess outlays and obligations <u>2/ 4/</u>
\$15,702.55 738.98	----- -\$32,564.25	\$14,002.55 n.a.	-----	-----	-----
1,355.60 -----	----- -3,727.85	1,355.60 n.a.	-----	-----	-----
224,306.81 -----	----- -1,253.42	1,253.42 -----	-----	-----	-----
8,922.89 249.93	----- -----	<u>5/</u> 2,563.65 2,813.58	-----	\$3,998.86	<u>6/</u> -\$1,186.28
1,750.00 -----	----- -1,750.00	1,750.00 -----	-----	-----	-----
2,238,003.15 -----	----- 521,369.45	6,929.05 n.a.	-----	-----	-----
254.94 -----	----- -254.94	254.94 -----	-----	-----	-----
262,254.83 -6,852.05	----- -20,465.96	27,318.01 -----	-----	-----	-----
260,064.35 146.53	----- -9,312.29	8,725.76 n.a.	-----	-----	-----
-22,634.89 -29,800.11	----- -----	8,991.85 n.a.	-----	-----	-----
19,795.48 11,261.55 -----	----- ----- -19,418.10 -5,954.68	19,418.10 5,954.68 -----	-----	-----	-----
18,743.25 -18,743.25	----- -----	18,743.25 -----	-----	-----	-----
9,811.20 -9,811.20	----- 200,000.00	<u>5/</u> 9,811.20 200,000.00	-----	200,000.00	-----
2.32 -2.32	----- -----	2.32 -----	-----	-----	-----
29.75 -29.75	294,617,458.35 -----	29.75 -----	-----	-----	-----

Table K - STATEMENT OF ACCOUNTS WITH NEGATIVE

Appropriation or Fund Account	Account symbol	Balances beginning of period	Appropriations and other obligational authority
Funds Appropriated to the President - Continued:			
International Security Assistance - continued:			
Foreign Military Credit Sales Transfer to Army:	21-11M1082		
Fiscal Year 1976.....		-\$648,940.50	-----
Transition Quarter.....		-286,021.90	-----
Security Supporting Assistance, Transfer to: Agency for International Development:	72-11M1006		
Fiscal Year 1976.....		9,340.77	-----
Transition Quarter.....		-62.03	-----
Indochina Postwar Reconstruction Assistance:			
Indochina Postwar Reconstruction Assistance, Transfer to: Agency for International Development:	72-1161030		
Fiscal Year 1976.....		-----	-----
Transition Quarter.....		-2,897,996.96	-----
Foreign Assistance:			
International Development Assistance:			
Bilateral Assistance:			
Food and Nutrition, Development Assistance, Economic Assistance, Transfer to: State	19-11X1023		
Fiscal Year 1976.....		10,094.97	-----
Transition Quarter.....		-1,245.55	-----
Selected Countries and Organizations, Development Assistance, Economic Assistance, Transfer to: State:	19-11X1027		
Fiscal Year 1976.....		-----	-----
Transition Quarter.....		-138,000.00	-----
Selected Countries and Organizations, Development Assistance, Economic Assistance, Transfer to: Agency for International Development:	72-11X1027		
Fiscal Year 1976.....		37,185,102.39	-----
Transition Quarter.....		-19,001,590.30	-----
World - Wide, Technical Assistance, Economic, Transfer to: Agency for International Development:			
Fiscal Year.....	72-1141004	-1,102,358.93	-----
Transition Quarter.....	72-1141004	-1,169,036.04	-----
	72-11M1004	148,630.38	-----
Programs Relating to Population Growth, Economic Assistance, Transfer to: Agency for International Development:	72-1131007		
Fiscal Year 1976.....		-100,000.00	-----
Transition Quarter.....		-57,272.06	-----
Alliance for Progress, Technical Assistance, Economic Assistance Transfer to: Agency for International Development:	72-1151010		
Fiscal Year 1976.....		-----	-----
Transition Quarter.....		-1,569.99	-----
Consolidated Working Fund, Agency for International Development, General:	7263900		
Fiscal Year 1976.....		-----	-----
Transition Quarter.....		-160,320.75	-----
Expenses, Inspector General, Foreign Assistance, State:	1933990		
Fiscal Year 1976.....		-724.08	-----
Transition Quarter.....		-724.08	-----
International Narcotics Control Assistance:			
International Narcotics Control, Economic Assistance, Transfer to: Agency for International Development:	72-1141022		
Transition Quarter.....		1,643,785.26	-----
Department of Agriculture:			
Departmental Management:			
Departmental Administration:	1260120		
Fiscal Year 1976.....		-----	\$16,401,900.00
Transition Quarter.....		-1,157,599.60	4,151,000.00
Office of the Secretary:			
Fiscal Year 1976.....	1240115	-258,921.01	-----
Transition Quarter.....	1260115	72,188.71	564,000.00
	1240115	-304,274.33	-----
	12M0115	22,824.15	-----
Office of Management Services:			
Fiscal Year 1976.....	1240700	-278,049.47	-----
Transition Quarter.....	12M0700	-----	-----
	1240700	-110,713.44	-----
	12M0700	-43,121.76	-----
Office of the Inspector General:			
Fiscal Year 1976.....	1240900	38,171.96	-----
Transition Quarter.....		-68,049.34	-----

BALANCES AT END OF F. Y. 1976 AND T. Q. <sup>1/</sup> - Continued

Outlays (net)	Balances withdrawn and other transactions	Balances, end of period			
		Excess outlays <u>2/</u>	Unpaid obligations	Receivables <u>3/</u>	Excess outlays and obligations <u>2/ 4/</u>
\$5,562,665.30 -91,750.85	-\$5,925,583.90 -624,916.05	\$286,021.90 n.a.	----- -----	----- -----	----- -----
9,402.80 -90.00	----- -----	62.03 n.a.	----- -----	----- -----	----- -----
9,197,996.96 -4,468,692.18	-6,300,000.00 -----	2,897,996.96 n.a.	----- -----	----- -----	----- -----
311,340.52 26,128.44	-300,000.00 -30,000.00	1,245.55 n.a.	----- -----	----- -----	----- -----
138,000.00 -138,000.00	----- -----	138,000.00 -----	----- -----	----- -----	----- -----
50,761,621.05 -22,184,943.30	5,425,071.64 2,717,063.07	19,001,590.30 n.a.	----- -----	----- -----	----- -----
66,677.11 -1,018,412.12 149,134.72	----- ----- -----	1,169,036.04 <u>5/</u> 150,623.92 <u>5/</u> 504.34	----- ----- -----	----- \$150,623.92 504.34	----- ----- -----
-42,727.94 -57,272.06	----- -----	57,272.06 -----	----- -----	----- -----	----- -----
1,569.99 -3,698.88	----- -----	1,569.99 n.a.	----- -----	----- -----	----- -----
160,320.75 -7,720.95	----- -----	160,320.75 <u>5/</u> 152,599.80	----- \$83,022.64	----- 235,622.44	----- -----
----- -----	----- -----	724.08 <u>5/</u> 724.08	----- -----	----- 724.08	----- -----
36,525.28	1,639,529.11	<u>5/</u> 32,269.13	-----	32,269.13	-----
17,559,499.60 -974,868.31	----- 577,988.15	1,157,599.60 n.a.	----- -----	----- -----	----- -----
45,353.32 1,029,794.27 -5,336.71 24,694.29	----- ----- -1,026.67 -----	304,274.33 <u>5/</u> 393,605.56 <u>5/</u> 297,910.95 <u>5/</u> 1,870.14	----- 238,430.06 33,791.24 6,222.92	----- 719,818.03 331,702.19 14,922.63	<u>6/</u> -\$87,782.41 ----- <u>6/</u> 6,229.57
-167,336.03 43,121.76 89,301.80 100.00	----- ----- ----- -42,717.11	110,713.44 43,121.76 <u>5/</u> 200,015.24 <u>5/</u> 504.65	----- ----- 4,931.36 -----	----- ----- 490,681.24 504.65	----- ----- <u>6/</u> -285,734.64 -----
106,221.30 -3,719.42	----- -64,329.92	68,049.34 -----	----- -----	----- -----	----- -----



Table K - STATEMENT OF ACCOUNTS WITH NEGATIVE

Appropriation or Fund Account	Account symbol	Balances beginning of period	Appropriations and other obligational authority
Department of Agriculture Continued:			
Departmental Management:- Continued:			
Office of the General Counsel:			
Fiscal Year 1976.....	1252300	\$348,614.99	-----
	1242300	7,690.04	-----
	12M2300	218.95	-----
Transition Quarter.....	1252300	-112,580.52	-----
	1242300	-1,530.74	-----
	12M2300	-7,322.11	-----
Consolidated Working Fund, General:			
Fiscal Year 1976.....	124/53900	-37.52	-----
	1223900	-338.03	-----
Transition Quarter.....	124/53900	-41.03	-----
	123/43900	-----	-----
	1223900	-338.03	-----
Consolidated Working Fund, Office of the Secretary			
Fiscal Year 1976.....	1253902	-----	-----
	1243902	-3,114.13	-----
	12M3902	-----	-----
Transition Quarter.....	1253902	-425.54	-----
	1243902	-3,115.13	-----
	12M3902	-4,372.41	-----
Science and Education Programs:			
Animal and Plant Health Inspection Service:			
Fiscal Year 1976.....	1251600	25,777,297.95	-----
	1241600	808,644.57	-----
Transition Quarter.....	1251600	-1,651,271.15	-----
	1241600	-96,575.87	-----
Extension Service:			
Extension Service, Production, Processing and Marketing:			
Fiscal Year 1976.....	1250502	24,169,595.48	-----
Transition Quarter.....		-44,106.25	-----
National Agricultural Library:			
Fiscal Year 1976.....	1240300	39,467.16	-----
Transition Quarter.....	12M0300	-----	-----
	1240300	-6,721.34	-----
	12M0300	-8,019.82	-----
Agricultural Economics:			
Statistical Reporting - Service:			
Fiscal Year 1976.....	1251800	1,583,933.73	-----
	1241800	-895,006.48	-----
Transition Quarter.....	12M1800	-----	-----
	1251800	-1,168,101.93	-----
	1241800	-563,415.95	-----
	12M1800	-59,386.95	-----
Miscellaneous Contributed Funds:			
Transition Quarter.....	12X8200(18)	2,818.56	\$11,545.88
Economic Research Service:			
Fiscal Year 1976.....	1241700	-106,768.79	-----
	12M1700	-----	-----
Transition Quarter.....	1241700	-338,488.99	-----
Consolidated Working Fund:			
Fiscal Year 1976.....	12M1700	-38,297.56	-----
Transition Quarter.....	1263917	-----	-----
	1253917	-1,948,808.59	-----
	1263917	-3,769,417.64	-----
	1253917	-8,914.20	-----
	1243917	-----	-----
Marketing Services:			
Packers and Stockyards Administration:			
Fiscal Year 1976.....	12M2600	-----	-----
Transition Quarter.....		-652.64	-----
Farmer Cooperative Service:			
Fiscal Year 1976.....	1250400	171,625.92	-----
Transition Quarter.....		-97,404.36	-----
Rural Development:			
Rural Development Service:			
Fiscal Year 1976.....	1240800	1,246.37	-----
Transition Quarter.....	12M0800	-----	-----
	1240800	-961.65	-----
	12M0800	-11,586.10	-----

BALANCES AT END OF F. Y. 1976 AND T. Q. <sup>1/</sup> - Continued

Outlays (net)	Balances withdrawn and other transactions	Balances, end of period			
		Excess outlays <u>2/</u>	Unpaid obligations	Receivables <u>3/</u>	Excess outlays and obligations <u>2/ 4/</u>
\$461,195.51	-----	\$112,580.52	-----	-----	-----
9,220.78	-----	1,530.74	-----	-----	-----
7,541.06	-----	7,322.11	-----	-----	-----
948.00	-\$111,516.31	<u>5/</u> 2,012.21	\$211.35	\$2,223. <sup>56</sup>	-----
130.27	-----	<u>5/</u> 1,661.01	54.50	3,217.18	<u>6/</u> -\$1,501.67
-----	-7,203.31	<u>5/</u> 118.80	-----	118. <sup>80</sup>	-----
3.51	-----	41.03	-----	-----	-----
-----	-----	338.03	-----	-----	-----
-41.03	-----	-----	-----	-----	-----
37.52	-37.52	-----	-----	-----	-----
-338.03	-----	-----	-----	-----	-----
425.54	-----	425.54	-----	-----	-----
1.00	-----	3,115.13	-----	-----	-----
4,372.41	-----	4,372.41	-----	-----	-----
-----	-1,401.91	n.a.	-----	-----	-----
-3,115.13	-----	-----	-----	-----	-----
5,881.78	-4,669.93	<u>5/</u> 5,584.26	589.83	6,174.09	-----
26,918,032.10	510,537.00	1,651,271.15	-----	-----	-----
905,220.44	-----	96,575.87	-----	-----	-----
320,751.91	-1,564,352.99	<u>5/</u> 407,670.07	562,384.95	970,055.02	-----
-12,138.42	-84,437.45	-----	-----	-----	-----
24,213,701.73	-----	44,106.25	-----	-----	-----
-36,143.30	-7,962.95	-----	-----	-----	-----
46,188.50	-----	6,721.34	-----	-----	-----
8,019.82	-----	8,019.82	-----	-----	-----
5,383.27	-----	<u>5/</u> 12,104.61	32,444.24	118,821.21	<u>6/</u> -74,272. <sup>00</sup>
-----	-6,719.82	<u>5/</u> 1,300.00	-----	1,300.00	-----
2,752,035.66	-----	1,168,101.93	-----	-----	-----
331,590.53	-----	563,415.95	-----	-----	-----
59,386.95	-----	59,386.95	-----	-----	-----
-296,302.50	-736,058.00	<u>5/</u> 135,741.43	51,575.13	187,316.56	-----
-50,784.05	-----	<u>5/</u> 512,631.90	396.94	517,987.61	<u>6/</u> -4,958.77
-----	-----	<u>5/</u> 59,386.95	11,859.77	113,654.65	<u>6/</u> -42,407.93
21,110.48	-----	<u>5/</u> 6,746.04	60.00	10,653.00	<u>7/</u> -3,846.96
231,720.20	-----	338,488.99	-----	-----	-----
38,297.56	-----	38,297.56	-----	-----	-----
77,945.81	-----	<u>5/</u> 416,434.80	51,918.08	590,264.61	<u>8/</u> -121,911.73
-1,499.05	-----	<u>5/</u> 36,798.51	33,881.22	113,031.63	<u>6/</u> -42,341.90
3,769,417.64	-----	3,769,417.64	-----	-----	-----
-1,939,894.39	-----	8,914.20	-----	-----	-----
-2,819,138.38	-----	<u>5/</u> 90,270.26	5,832,612.19	6,782,897.45	-----
-8,914.20	-----	-----	-----	-----	-----
53.86	-----	<u>5/</u> 53.86	-----	53.86	-----
652.64	-----	652.64	-----	-----	-----
-----	-471.89	<u>5/</u> 180.75	60.00	240.75	-----
269,030.28	-----	97,404.36	-----	-----	-----
4,662.63	-52,388.83	<u>5/</u> 49,678.16	36,305.48	85,983.64	-----
2,208.02	-----	961.65	-----	-----	-----
11,586.10	-----	11,586.10	-----	-----	-----
-----	-961.65	-----	-----	-----	-----
-----	-11,705.98	n.a.	-----	-----	-----

Table K - STATEMENT OF ACCOUNTS WITH NEGATIVE

Appropriation or Fund Account	Account symbol	Balances beginning of period	Appropriations and other obligational authority
Department of Agriculture: Continued			
Rural Electrification Administration:			
Salaries and Expenses:	12M3100		
Fiscal Year 1976.....		\$2,618.83	-----
Transition Quarter.....		-8,900.20	-----
Forest Protection and Management:			
Forest Service:			
Acquisition of Lands For Cache National Forest:	12X1120		
Transition Quarter.....		10,649.05	-----
Acquisition of Lands for Superior National Forest:	12X1118		
Transition Quarter.....		270.24	-----
Acquisition of Lands for National Forest, Special Act:			
Fiscal Year 1976.....	1255208	67,535.79	-----
Transition Quarter.....	12M5208	-531.18	-----
	12M5208	-----	-----
Department of Commerce:			
General Administration:			
Salaries and Expenses, Foreign Direct Investment Regulation:	1341610		
Fiscal Year 1976.....		-----	-----
Transition Quarter.....		-1,286.87	-----
Consolidated Working Fund, Office of the Secretary:	1363901		
Fiscal Year 1976.....		-----	-----
Transition Quarter.....		-326,464.48	-----
Bureau of the Census:			
Consolidated Working Fund:	1353904		
Fiscal Year 1976.....		12,431,128.25	-----
Transition Quarter.....		-96,717.39	-----
Economic Development Assistance:			
Operations and Administration:	13M2033		
Fiscal Year 1976.....		-14,448.99	-----
Transition Quarter.....		-11,939.75	-----
Job Opportunities Program, Transfer to Maritime Administration:	135/62051(17)		
Transition Quarter.....		157,037.88	-----
Science and Technology:			
National Oceanic and Atmospheric Administration:			
Inspection and Grading of Fishery Products:	13X8219		
Fiscal Year 1976.....		-115,684.05	1,665,025.10
Transition Quarter.....		-22,200.38	489,035.43
Department of Defense - Military:			
Operation and Maintenance, Army:	21M2020		
Transition Quarter.....		4,195,493.41	-----
Procurement:			
Aircraft Procurement, Army:			
Fiscal Year 1976.....	213/52031	-47,131,407.41	-----
Transition Quarter.....	214/62031	20,585,389.36	-----
	213/52031	-27,719,418.12	-----
Missile Procurement, Army:			
Transition Quarter.....	214/62032	11,680,131.42	-----
Procurement, Defense Agencies:			
Fiscal Year 1976.....	972/40300	847,382.98	-----
	97M0300	734,201.52	-----
Transition Quarter.....	972/40300	-909,963.29	-----
	97M0300	-132,473.62	-----
Research, Development, Test and Evaluation, Air Force:			
Fiscal Year 1976.....		-----	-----
Transition Quarter.....	573/43600	-562,285.68	-----
Family Housing, Defense Agencies:			
Family Housing Management Account, Defense:			
Fiscal Year.....	9760700	-----	-----
	9750700	-----	-----
Transition Quarter.....	9740700	-----	-----
	9760700	-20,921.96	-----
	9750700	-3,910.19	-----
	9740700	-188.29	-----
Family Housing Management Account, Transfer to:			
Navy, Marine Corps:	17-97X0700(27)		
Fiscal Year 1976.....		-9,121.53	-----
Transition Quarter.....		-4,749.71	-----

BALANCES AT END OF F. Y. 1976 AND T. Q. <sup>1/</sup> - Continued

Outlays (net)	Balances withdrawn and other transactions	Balances, end of period			
		Excess outlays <u>2/</u>	Unpaid obligations	Receivables <u>3/</u>	Excess outlays and obligations <u>2/</u> <u>4/</u>
\$11,519.03	----- -\$8,900.20	----- \$8,900.20	----- -----	----- -----	----- -----
10,682.80	-----	<u>5/</u> 33.75	-33.75	-----	-----
281.96	-----	<u>5/</u> 11.72	-11.72	-----	-----
68,066.97	-----	531.18	-----	-----	-----
-541.18	-----	-----	-----	-----	-----
51.97	-----	<u>5/</u> 51.97	-51.97	-----	-----
1,286.87	----- -1,286.87	----- 1,286.87	----- -----	----- -----	----- -----
326,464.48	-----	<u>5/</u> 326,464.48	-----	-----	-----
1,283,903.20	-----	<u>5/</u> 1,610,367.68	1,815,150.43	\$3,479,340.71	<u>6/</u> -\$53,822.60
12,527,845.64	-----	96,717.39	-----	-----	-----
8,513.41	-107,375.30	n.a.	-----	-----	-----
-2,509.24	-----	<u>5/</u> 11,939.75	-----	-----	-----
-----	-----	<u>5/</u> 11,939.75	665.63	25,976.46	<u>6/</u> -13,371.08
206,182.00	-----	<u>5/</u> 49,144.12	10,855.88	60,000.00	-----
1,571,541.43	-----	22,200.38	-----	-----	-----
457,289.94	-----	n.a.	-----	-----	-----
105,268,049.73	-28,552,571.98	<u>5/</u> 72,519,984.34	85,173,101.60	<u>8/</u> 27,040,919.66	130,652,166.28
-19,411,989.29	-----	27,719,418.12	-----	-----	-----
25,068,734.73	-----	<u>5/</u> 4,483,345.37	33,170,878.77	47,059,657.24	<u>6/</u> -9,405,433.10
-51,772,152.76	-----	n.a.	-----	-----	-----
22,242,565.64	-----	<u>5/</u> 10,562,434.22	170,365,446.35	219,046,981.14	<u>6/</u> -98,119,100.57
1,757,346.27	-----	909,963.29	-----	-----	-----
866,675.14	-----	132,473.62	-----	-----	-----
3,842.00	-----	<u>5/</u> 913,805.29	1,400,032.47	2,348,668.87	<u>6/</u> -34,831.11
41,956.18	-88,398.24	<u>5/</u> 86,031.56	2,610,874.48	2,696,906.04	-----
562,285.68	-----	562,285.68	-----	-----	-----
189,768.28	-752,053.96	-----	-----	-----	-----
20,921.96	-----	20,921.96	-----	-----	-----
3,910.19	-----	3,910.19	-----	-----	-----
188.29	-----	188.29	-----	-----	-----
-10,256.55	-1,506,000.00	n.a.	-----	-----	-----
-2,228.14	-----	<u>5/</u> 1,682.05	-----	1,682.05	-----
-188.29	-----	-----	-----	-----	-----
87,453.44	-91,825.26	4,749.71	-----	-----	-----
-5,964.75	-32,000.00	n.a.	-----	-----	-----

Table K - STATEMENT OF ACCOUNTS WITH NEGATIVE

Appropriation or Fund Account	Account symbol	Balances beginning of period	Appropriations and other obligational authority
Department of Defense - Military - Continued:			
Revolving and Management Funds:			
Navy Management Fund:	17M3980		
Fiscal Year 1976.....		\$1,585,828.54	-----
Transition Quarter.....		-2,209.95	-----
Department of Health, Education and Welfare:			
Health Services Administration:			
Health Services:	753/50350		
Fiscal Year 1976.....		1,745,227.00	-----
Transition Quarter.....		-361,634.00	-----
National Institutes of Health:			
Office of the Director:			
Fiscal Year 1976.....	7550846	1,136,309.03	-----
Transition Quarter.....	7550846	-13,507.35	-----
	7540846	9,752.15	-----
National Heart and Lung Institute:	753/50872		
Transition Quarter.....		55,852.05	-----
Grants Management Fund:	75X3965		
Fiscal Year 1976.....		59,881.42	-----
Transition Quarter.....		-2,890,517.18	-----
Alcohol, Drug Abuse and Mental Health Administration:			
St. Elizabeths Hospital:	7561300		
Fiscal Year 1976.....		-----	\$50,189,000.00
Transition Quarter.....		-2,303,264.62	22,780,681.19
Health Resources Administration:			
Health Resources:	752/50712		
Fiscal Year 1976.....		11,676,176.49	-----
Transition Quarter.....		-944,965.02	-----
Office of Assistant Secretary for Health:			
Assistant Secretary for Health:			
Fiscal Year 1976.....	7551101	8,327,554.30	-----
	7541101	11,350.03	-----
	75M1101	-----	-----
Transition Quarter.....	7551101	-1,024,421.20	-----
	7541101	-14,887.66	-----
	75M1101	-10,998.20	-----
Consolidated Working Fund, Health Service:	7543903		
Fiscal Year 1976.....		165,464.11	-----
Transition Quarter.....		-210,182.28	-----
Education Division:			
Office of Education:			
Indian Education:			
Fiscal Year 1976.....	7540204	2,711,739.79	-----
Transition Quarter.....		-818,138.75	-----
Occupational, Vocational, and Adult Education:			
Fiscal Year 1976.....	754/50273	494,231.87	-----
Transition Quarter	7540273	70,579,949.55	-----
	754/50273	-173,848.17	-----
	7540273	-12,154,872.89	-----
Library Resources:	75M0212		
Fiscal Year 1976.....		13,303,219.41	-----
Transition Quarter.....		-2,029,060.51	-----
Office of the Assistant Secretary for Education:			
Salaries and Expenses:	75M1401		
Fiscal Year 1976.....		-----	-----
Transition Quarter.....		-133.26	-----
Social and Rehabilitation Service:			
Work Incentives, Transfer to Labor:			
Fiscal Year 1976.....	16-7540576	7,603,491.42	-----
	16-75M0576	1,366,207.84	-----
Transition Quarter.....	16-7540576	-4,036,603.71	-----
	16-75M0576	-28,387.16	-----
Salaries and Expenses:			
Fiscal Year 1976.....	7550501	6,093,647.66	-----
Transition Quarter.....		-119,194.38	-----
Consolidated Working Fund:	7533905		
Fiscal Year 1976.....		-74,110.49	-----
Transition Quarter.....		-74,110.49	-----

BALANCES AT END OF F. Y. 1976 AND T. Q. <sup>1/</sup> - Continued

Outlays (net)	Balances withdrawn and other transactions	Balances, end of period			
		Excess outlays <u>2/</u>	Unpaid obligations	Receivables <u>3/</u>	Excess outlays and obligations <u>2/</u> <u>4/</u>
\$1,588,038.49 447.82	----- -----	\$2,209.95 <u>5/</u> 2,657.77	----- -\$2,657.77	----- -----	----- -----
2,106,861.00 -3,267,764.26	----- \$2,906,130.26	361,634.00 -----	----- -----	----- -----	----- -----
1,149,816.38 18,956.84 42,947.99	----- -25,987.56 -----	13,507.35 <u>5/</u> 6,476.63 <u>5/</u> 33,195.84	----- 247,823.71 196,781.73	----- \$254,300.34 243,676.19	----- ----- <u>6/</u> -\$13,608.62
102,212.20	-----	<u>5/</u> 46,360.15	-----	48,547.21	<u>6/</u> -2,187.06
2,950,398.60 -156,154,818.24	----- -----	2,890,517.18 n.a.	----- -----	----- -----	----- -----
52,492,264.62 15,000,399.84	----- 253,361.54	2,303,264.62 n.a.	----- -----	----- -----	----- -----
12,621,141.51 -2,883,492.20	----- -545,354.96	944,965.02 n.a.	----- -----	----- -----	----- -----
9,351,975.50 26,237.69 10,998.20 -4,358,503.61 7,695.59	----- ----- ----- -114,607.93 -22,583.25 ----- -12,443.89	1,024,421.20 14,887.66 10,998.20 n.a. ----- n.a.	----- ----- ----- ----- ----- -----	----- ----- ----- ----- ----- -----	----- ----- ----- ----- ----- -----
375,646.39 -65,766.73	----- -144,415.55	210,182.28 -----	----- -----	----- -----	----- -----
3,529,878.54 -1,955,960.06	----- 1,137,821.31	818,138.75 -----	----- -----	----- -----	----- -----
668,080.04 82,734,822.44 -279,978.30 -23,115,089.06 15,332,279.92 -3,307,978.57	----- ----- 24,485.86 10,960,216.17 ----- -10,243,011.10	173,848.17 12,154,872.89 n.a. ----- 2,029,060.51 n.a.	----- ----- ----- ----- ----- -----	----- ----- ----- ----- ----- -----	----- ----- ----- ----- ----- -----
133.26 -----	----- -451,124.91	133.26 n.a.	----- -----	----- -----	----- -----
11,640,095.13 1,394,595.00 -5,595,637.40 -110,709.38	----- ----- 1,559,033.69 -452,563.32	4,036,603.71 28,387.16 ----- n.a.	----- ----- ----- -----	----- ----- ----- -----	----- ----- ----- -----
6,212,842.04 259,709.67	----- -1,613,908.35	119,194.38 n.a.	----- -----	----- -----	----- -----
----- -154,914.76	----- -----	74,110.49 n.a.	----- -----	----- -----	----- -----

Table K - STATEMENT OF ACCOUNTS WITH NEGATIVE

Appropriation or Fund Account	Account Symbol	Balance beginning of period	Appropriations and other obligational authority
Department of Health, Education and Welfare: Continued:			
Social Security Administration:			
Payments to Social Security Trust and other Funds:			
Fiscal Year 1976.....	7540404	-----	-----
Transition Quarter.....	75M0404	-----	-----
Fiscal Year 1976.....	7540404	-\$157,833.70	-----
Transition Quarter.....	75M0404	-1,308.30	-----
Special Benefits for Disabled Coal Miners:			
Fiscal Year 1976.....	7550409	69,509,204.12	-----
Transition Quarter.....		-12,510.00	-----
Supplemental Security Income Program:			
Transition Quarter.....	7560406(01)	11,758,439.02	-----
Consolidated Working Fund:			
Fiscal Year 1976.....	7563904	-----	-----
Transition Quarter.....		-377,856.97	-----
Federal Old-Age and Survivors Insurance Trust Fund:			
Salaries and Expenses:			
Fiscal Year 1976.....	7568704	-----	-----
Transition Quarter.....	7558704	14,751,525.82	-----
Fiscal Year 1976.....	7568704	-216,119.41	-----
Transition Quarter.....	7558704	-20,465.96	-----
Federal Hospital Insurance Trust Fund:			
Transfer to: Health, Education and Welfare:			
Fiscal Year 1976.....	75-20X8005	108,867,336.39	-----
Transition Quarter.....		-106,514,287.76	-----
Federal Supplementary Medical Insurance Trust Fund:			
Transfer to: Health, Education, and Welfare:			
Fiscal Year 1976.....	75-20X8004	42,288,889.32	-----
Transition Quarter.....		-14,558,307.28	-----
Special Institutions:			
American Printing House for the Blind:			
Fiscal Year 1976.....	7550100	-27,380.46	-----
Transition Quarter.....		-25,940.19	-----
National Technical Institute for the Deaf:			
Fiscal Year 1976.....	7560147	-----	\$9,836,000.00
Transition Quarter.....		-602,347.58	2,932,000.00
Howard University:			
Fiscal Year 1976.....	7550106	4,014,995.65	-----
Transition Quarter.....		-590,019.59	-----
Assistant Secretary for Human Development:			
Human Development:			
Fiscal Year 1976.....	756/80136	-----	-----
Transition Quarter.....		-24,645.96	-----
Rehabilitation Services:			
Fiscal Year 1976.....	7550508	113,869,293.69	-----
Transition Quarter.....		-6,000.21	-----
Research and Training Activities Overseas, Special Foreign Currency Program:			
Transition Quarter.....	75X0505	10,753.20	-----
Departmental Management:			
Office of Consumer Affairs:			
Fiscal Year 1976.....	7540137	-5,245.00	-----
Transition Quarter.....		-6,774.60	-----
Undistributed Intragovernmental Payrolls:			
Fiscal Year 1976.....	75F3870	-----	-----
Transition Quarter.....		-393,323.16	-----
Department of Housing and Urban Development:			
Office of Interstate Land Sales Registration:			
Interstate Land Sales Fund:			
Fiscal Year 1976.....	86X5270	49,617.34	-----
Transition Quarter.....		-66,940.86	128,853.96
Intragovernmental Funds:			
Administrative Operations Funds:			
Fiscal Year 1976.....	8653980	33,353,793.73	-----
Transition Quarter.....		7,156,091.51	-----
Consolidated Working Fund:			
Transition Quarter.....	8653925	-----	-----
Department of the Interior:			
Land and Water Resources:			
Bureau of Reclamation:			
Operation and Maintenance:			
Fiscal Year 1976.....	1435064	-34,977.52	-----
Transition Quarter.....	1455064	178,009.16	-----
Fiscal Year 1976.....	1435064	-650.00	-----

BALANCES AT END OF F. Y. 1976 AND T. Q <sup>1/</sup> - Continued

Outlays (net)	Balances withdrawn and other transactions	Balances end of period			
		Excess outlays <u>2/</u>	Unpaid obligations	Receivables <u>3/</u>	Excess outlays and obligations <u>2/</u> <u>4/</u>
\$157,833.70	-----	\$157,833.70	-----	-----	-----
1,308.30	-----	1,308.30	-----	-----	-----
-----	-157,833.70	-----	-----	-----	-----
-----	-1,308.30	-----	-----	-----	-----
69,521,714.12	-----	12,510.00	-----	-----	-----
-29,180.51	16,670.51	-----	-----	-----	-----
30,703,431.02	-12,504,000.00	<u>5/</u> 6,440,992.00	\$208,569.00	\$7,002,957.00	<u>6/</u> -\$353,296.00
377,856.97	-----	<u>5/</u> 377,856.97	-----	-----	-----
907,767.90	-----	<u>5/</u> 1,285,624.87	257,934.13	1,543,559.00	-----
759,902,550.01	-759,686,430.60	216,119.41	-----	-----	-----
34,881,797.78	-20,109,806.00	20,465.96	-----	-----	-----
192,377,362.78	-202,094,391.00	n.a.	-----	-----	-----
473,709.12	-651,600.00	n.a.	-----	-----	-----
12,270,381,624.15	-12,055,000,000.00	106,514,287.76	-----	-----	-----
3,315,251,122.48	-3,360,000,000.00	<u>5/</u> 61,765,410.24	164,044,382.17	121,584.99	<u>9/</u> 225,688,207.42
4,671,847,196.60	-4,615,000,000.00	<u>14,</u> 558,307.28	-----	-----	-----
1,269,038,314.52	-1,277,000,000.00	<u>5/</u> 8,596,621.80	107,629,401.49	56,310.13	<u>9/</u> 116,160,713.16
-1,440.27	-----	25,940.10	-----	-----	-----
-61.20	-----	<u>5/</u> 25,978.00	-----	25,878.99	-----
10,438,347.58	-----	602,347.58	-----	-----	-----
2,667,326.50	-----	<u>5/</u> 337,674.08	3,702,043.20	4,040,043.29	<u>6/</u> -325.92
4,605,015.24	-----	590,019.59	-----	-----	-----
-----	-617,270.77	n.a.	-----	-----	-----
24,645.96	-----	24,645.96	-----	-----	-----
-----	-----	<u>5/</u> 24,645.96	-----	24,645.96	-----
648,031,229.53	761,906,523.43	6,000.21	-----	-----	-----
-6,000.21	-----	-----	-----	-----	-----
12,147.29	-----	<u>5/</u> 1,394.09	-----	1,394.09	-----
1,529.60	-----	6,774.60	-----	-----	-----
985.00	-3,274.23	n.a.	-----	-----	-----
393,323.16	-----	393,323.16	-----	-----	-----
-393,323.16	-----	-----	-----	-----	-----
445,981.85	-329,423.65	66,940.86	-----	-----	-----
-32,922.71	-----	n.a.	-----	-----	-----
40,509,885.24	-----	7,156,091.51	-----	-----	-----
28,342.99	-8,816,175.84	n.a.	-----	-----	-----
8,279.26	-----	<u>5/</u> 8,279.26	658,401.35	666,680.61	-----
650.00	-34,977.52	650.00	-----	-----	-----
286,668.92	-----	<u>5/</u> 108,659.76	307,858.41	<u>8/</u> 11,976.92	404,541.25
-650.00	-----	-----	-----	-----	-----



Table K - STATEMENT OF ACCOUNTS WITH NEGATIVE

Appropriation or Fund Account	Account symbol	Balances beginning of period	Appropriations and other obligational authority
Department of the Interior - Continued:			
Land and Water Resources - Continued:			
Office of Water Research and Technology:			
Salaries and Expenses:	1450115		
Fiscal Year 1976.....		\$5,347,972.45	-----
Transition Quarter.....		-1,189.87	-----
United States Fish and Wildlife Service:			
Consolidated Working Fund:	1453916		
Transition Quarter.....		65,547.46	-----
Energy and Minerals:			
Bureau of Mines:			
Consolidated Working Fund	1443909		
Fiscal Year 1976.....		29,795.88	-----
Transition Quarter.....		-9,384.40	-----
Bonneville Power Administration:			
Bonneville Power Administration Fund:	14X4045		
Transition Quarter.....		95,464.98	-----
Indian Affairs:			
Bureau of Indian Affairs:			
General Administration Expenses:	14M2016		
Fiscal Year 1976.....		-----	-----
Transition Quarter.....		- 156.00	-----
Secretarial Offices:			
Office of the Solicitor and Office of the Secretary:			
Departmental Operations: Office of the Secretary:	14M0108		
Fiscal Year 1976.....		78,038.60	-----
Transition Quarter.....		-3,953.04	-----
Department of Justice:			
Legal Activities:			
Fees and Expenses of Witnesses:	15M0311		
Fiscal Year 1976.....		-----	-----
Transition Quarter.....		- 7,746.10	-----
Federal Prison System:			
Salaries and Expenses, Bureau of Prisons	15M1060		
Fiscal Year 1976.....		1,719.37	-----
Transition Quarter.....		-84,757.04	-----
Salaries and Expenses, Bureau of Prisons, Transfer to:			
Department of Health, Education and Welfare:	75-1541060(03)		
Fiscal Year 1976.....		-363.30	-----
Transition Quarter.....		-772.31	-----
Department of Labor:			
Employment and Training Administration:			
Program Administration: Transfer to: Department of			
Health, Education and Welfare:	75-1660172		
Fiscal Year 1976.....		-----	-----
Transition Quarter.....		-33,396.24	-----
Manpower Training Activities: Transfer to: Agriculture	12-16M0171		
Fiscal Year 1976.....		-----	-----
Transition Quarter.....		-176.27	-----
Comprehensive Manpower Assistance:	165/60174		
Fiscal Year 1976.....		1,028,505,644.85	-----
Transition Quarter.....		-716,564.65	-----
Comprehensive Manpower Assistance: Transfer to: Interior:	14-166/70174(01)		
Fiscal Year 1976.....		-----	-----
Transition Quarter.....		-125,310.22	-----
Federal Unemployment Benefits and Allowances:			
Fiscal Year 1976.....	1640326		
Transition Quarter.....	165/60326	108,277,897.07	-----
Grants to State for Unemployment Insurance and Employment	1640326		
Services:		-992,185.65	-----
Fiscal Year 1976.....	166/70179	-----	-----
Transition Quarter.....	1660179	-----	\$81,300,000.00
	166/70179	-11,754,385.95	-----
	1660179	-12,185,152.07	20,300,000.00
Unemployment Trust Fund: Salaries and Expenses			
Trust Fund: Transfer to: Labor, Employment and Training			
Administration:	16-20M8042(32)		
Fiscal Year 1976.....		71,787.47	-----
Transition Quarter.....		-4,144.17	-----

BALANCES AT END OF F. Y. 1976 AND T. Q. <sup>1/</sup> - Continued

Outlays (net)	Balances withdrawn and other transactions	Balances, end of period			
		Excess outlays <u>2/</u>	Unpaid obligations	Receivables <u>3/</u>	Excess outlays and obligations <u>2/ 4/</u>
----- -----	\$5,349,162.32 -1,189.87	\$1,189.87 -----	----- -----	----- -----	----- -----
\$66,746.39	-----	<u>5/</u> 1,198.93	\$7,211.74	\$8,410.67	-----
39,180.28 -----	----- -9,384.40	9,384.40 -----	----- -----	----- -----	----- -----
-35,696,367.22	36,460.575.08	<u>5/</u> 668,742.88	65,597,895.42	<u>8/</u> 6,704,205.53	\$59,562,432.77
156.00 -----	----- -154,516.60	156.00 n.a.	----- -----	----- -----	----- -----
81,991.64 -----	----- -3,953.04	3,953.04 -----	----- -----	----- -----	----- -----
7,746.10 944.20	----- -74,211.43	7,746.10 n.a.	----- -----	----- -----	----- -----
86,476.41 2,377.42	----- -164,212.34	84,757.04 n.a.	----- -----	----- -----	----- -----
409.01 -----	----- -772.31	772.31 -----	----- -----	----- -----	----- -----
33,396.24 -20,411.24	----- -----	<u>5/</u> 33,396.24 <u>5/</u> 12,985.00	----- -----	----- 12,985.00	----- -----
176.27 613.68	----- -779.87	176.27 <u>5/</u> 10.08	----- -----	----- 10.08	----- -----
1,029,248,209.50 -12,617,408.93	-26,000.00 550,295.08	716,564.65 n.a.	----- -----	----- -----	----- -----
1,198,310.22 140,969.70	-1,073,000.00 -297,000.00	125,310.22 n.a.	----- -----	----- -----	----- -----
992,185.65 113,285,559.88 -2,155,075.18	----- ----- 1,162,889.53	<u>5/</u> 992,185.65 <u>5/</u> 5,007,662.81	----- ----- -----	----- 5,007,662.81 -----	----- ----- -----
11,754,385.95 93,485,152.07 -1,738,115.51 -26,578,390.98	----- ----- ----- 27,588.00	11,754,385.95 <u>5/</u> 12,185,152.07 <u>5/</u> 10,016,270.44 n.a.	----- ----- 59,342,779.00 -----	----- ----- 78,816,679.44 -----	----- ----- <u>1/</u> -9,457,630.00 -----
64,937.38 -----	10,994.26 -----	4,144.17 <u>5/</u> 4,144.17	----- 53,747.84	----- 59,584.94	----- <u>6/</u> -1,692.93

Table K - STATEMENT OF ACCOUNTS WITH NEGATIVE

Appropriation or Fund Account	Account symbol	Balances beginning of period	Appropriations and other obligational authority
Department of Labor: Continued:			
Unemployment Trust Fund:	60-20X8042(02)		
Transfer to: Railroad Unemployment Administrative Expenses:			
Transition Quarter.....		\$62,320.28	-----
Departmental Management:			
Salaries and Expenses, Office of the Solicitor:	16M0121		
Fiscal Year 1976.....		928.66	-----
Transition Quarter.....		-9,026.54	-----
Consolidated Working Fund:	1643901		
Fiscal Year 1976.....		1,132,584.39	-----
Transition Quarter.....		-163,888.69	-----
Employment Standards Administration:			
Salaries and Expenses, Employment Standards Administration:			
Transfer to: National Commission on State Workmen's Compensation Laws:	48-16M0105(56)		
Fiscal Year 1976.....		-----	-----
Transition Quarter.....		-4,420.00	-----
Department of State:			
Administration of Foreign Affairs:			
Salaries and Expenses:	19M0113		
Fiscal Year 1976.....		684,365.58	-----
Transition Quarter.....		-799,452.37	-----
International Organizations and Conferences:			
International Conferences and Contingencies:	193/41125		
Fiscal Year 1976.....		-5,616.00	-----
Transition Quarter.....		-672.40	-----
Educational Exchange:			
Mutual Educational and Cultural Exchange Activities:			
Transfer to: Health, Education and Welfare:	75-1951128(05)		
Fiscal Year 1976.....		99,166.47	-----
Transition Quarter.....		-17,288.51	-----
Department of Transportation:			
Office of the Secretary:			
Consolidation of Departmental Headquarters:	6940103		
Fiscal Year 1976.....		1,887.00	-----
Transition Quarter.....		-25,229.97	-----
Working Capital Fund:	69X4520		
Fiscal Year 1976.....		674,506.26	-----
Transition Quarter.....		-339,522.01	-----
Federal Aviation Administration:			
Operations, Airport and Airways Trust Fund:	69M8104		
Fiscal Year 1976.....		860,851.80	-----
Transition Quarter.....		-4,204.77	-----
Federal Highway Administration:			
Highway Beautification:	69M0540		
Fiscal Year 1976.....		584,676.03	-----
Transition Quarter.....		-21,401.79	-----
Highway Trust Fund; Transfer to: Federal-Aid Highways, Trust Fund, Interior, Indian Affairs:	14-20X8102(20)		
Transition Quarter.....		1,005,902.51	-----
Department of the Treasury:			
Custom Service:			
Salaries and Expenses:	20M0602		
Transition Quarter.....		245,971.19	-----
Environmental Protection Agency:			
Consolidated Working Fund:	68X3912		
Fiscal Year 1976.....		69,492.00	-----
Transition Quarter.....		-6,650.00	-----
General Services Administration:			
Real Property Activities:			
Undistributed Intragovernmental Payments Fund, Public Buildings Service:	47F3885(13)		
Fiscal Year 1976.....		1,773,962.20	\$72,922,700.53
Transition Quarter.....		-488,285.32	10,410,753.42
Personal Property Activities:			
Undistributed Intragovernmental Payments Fund, Motor Pool:			
Fiscal Year 1976.....	47F3885(2)	-----	37,913.81
Transition Quarter.....	47F3885(7)	-----	81,113.71
	47F3885(2)	-2,359.90	3,328.22
	47F3885(7)	-51,070.18	1,097.51
	47F3885(23)	-----	-----
	47F3885(26)	-----	-----

BALANCES AT END OF F. Y. 1976 AND T. Q. <sup>1/</sup> - Continued

Outlays (net)	Balances withdrawn and other transactions	Balances, end of period			
		Excess outlays <u>2/</u>	Unpaid obligations	Receivables <u>3/</u>	Excess outlays and obligations <u>2/ 4/</u>
\$2,093,256.31	-\$2,000,000.00	<u>5/</u> \$30,936.03	\$722,936.26	<u>8/</u> \$99,123.83	\$654,743.46
9,955.20	----- -9,026.54	9,026.54	-----	-----	-----
1,296,473.08	----- -185,290.60	163,888.69	-----	-----	-----
21,401.91	-----	-----	-----	-----	-----
4,420.00	----- -4,420.00	4,420.00	-----	-----	-----
1,483,817.95	----- -1,490,383.90	799,452.37 n.a.	-----	-----	-----
143,696.68	-----	-----	-----	-----	-----
-4,943.60	-----	672.40	-----	-----	-----
57.00	----- -729.40	-----	-----	-----	-----
116,454.98	----- -800.00	17,288.51	-----	-----	-----
27,116.97	-----	25,229.97	-----	-----	-----
38,940.37	----- -25,229.97	<u>5/</u> 38,940.37	-----	38,940.37	-----
1,014,028.27	-----	339,522.01	-----	-----	-----
2,413,459.80	-----	<u>5/2,</u> 752,981.81	8,126,618.73	11,877,035.74	<u>7/</u> -997,435.20
500,437.00	364,619.57	4,204.77	-----	-----	-----
15,664.10	-----	<u>5/</u> 19,868.87	100,930.74	311,183.74	<u>6/</u> -190,384.13
606,077.82	-----	21,401.79	-----	-----	-----
4,774.26	----- -445,317.58	n.a.	-----	-----	-----
1,291,590.08	----- -211,176.00	<u>5/</u> 74,511.57	603,360.58	677,872.15	-----
6,846,587.74	----- -5,321,903.44	<u>5/1,</u> 278,713.11	5,551,614.84	6,830,327.95	-----
76,142.00	-----	6,650.00	-----	-----	-----
38,885.00	-----	<u>5/</u> 45,535.00	135,873.00	181,408.00	-----
75,184,948.05	-----	488,285.32	-----	-----	-----
-1,123,536.60	-----	n.a.	-----	-----	-----
40,273.71	-----	2,359.90	-----	-----	-----
132,183.89	-----	51,070.18	-----	-----	-----
2,008.04	-----	<u>5/1,</u> 039.72	-----	1,039.72	-----
-49,920.11	-----	<u>5/</u> 52.56	-----	52.56	-----
19,372.59	-----	<u>5/19,</u> 372.59	-----	19,372.59	-----
8,371.43	-----	<u>5/8,</u> 371.43	-----	8,371.43	-----

Table K - STATEMENT OF ACCOUNTS WITH NEGATIVE

Appropriation or Fund Account	Account symbol	Balances beginning of period	Appropriations and other obligational authority
General Services Administration:			
Records Activities:			
National Archives Gift Fund:	47X8197		
Fiscal Year 1976.....		\$97,984.68	\$200,213.69
Transition Quarter.....		-77,660.98	42,101.33
Property Management and Disposal Activities:			
Operating Expenses, Property, Management and Disposal Service:	47M5255		
Fiscal Year 1976.....		123,763.82	-----
Transition Quarter.....		-156,493.21	-----
Strategic and Critical Materials:	47M5233		
Fiscal Year 1976.....		-----	-----
Transition Quarter.....		-17,717.37	-----
Preparedness Activities:			
Salaries and Expenses, Federal Preparedness Agency:	47M0111		
Fiscal Year 1976.....		2,132.13	-----
Transition Quarter.....		-5,810.53	-----
Defense Mobilization Functions of Federal Agencies:	4750112		
Fiscal Year 1976.....		71,499.48	-----
Transition Quarter.....		-155,974.89	-----
General Activities:			
Salaries and Expenses, Federal Management Policy:	4750106		
Fiscal Year 1976.....		45,576.63	-----
Transition Quarter.....		-37,876.53	-----
Indian Trust Accounting; General Management and Agency Operations:	4750109		
Fiscal Year 1976.....		253,460.26	-----
Transition Quarter.....		-23,238.99	-----
Allowances and Office Staff for Former Presidents:	4750105		
Fiscal Year 1976.....		7,851.66	-----
Transition Quarter.....		-65.52	-----
Salaries and Expenses, Administrative and Staff Support Services:	4750702		
Fiscal Year 1976.....		2,669,419.12	-----
Transition Quarter.....		-505,570.91	-----
Salaries and Expenses, Consumer Information Center:	4740104		
Fiscal Year 1976.....		839.35	-----
Transition Quarter.....		-102.46	-----
Administrative Operations Fund:	47M3962		
Fiscal Year 1976.....		54,204.54	-----
Transition Quarter.....		-119,467.02	-----
Veterans Administration:			
Grants to the Republic of the Philippines:			
Fiscal Year 1976.....	3650144	188,149.13	-----
Transition Quarter.....	3660144	462,305.77	-----
	3650144	-14,174.77	-----
Independent Agencies:			
Action:			
Operating Expenses, Domestic Programs:			
Fiscal Year 1976.....	4440103	6,665,944.46	-----
Transition Quarter.....	44M0103	657,643.70	-----
	4440103	-117,159.83	-----
	44M0103	-602,188.86	-----
Advances from Foreign Governments:			
Fiscal Year 1976.....	44X8985	-143,477.20	265,766.35
Transition Quarter.....		-41,662.51	45,857.89
Board for International Broadcasting:			
Grants and Expenses:	9551145		
Fiscal Year 1976.....		6,546.34	-----
Transition Quarter.....		-2,687.49	-----
Cabinet Committee on Opportunities for Spanish-Speaking People:	48M3500		
Fiscal Year 1976.....		-----	-----
Transition Quarter.....		-417.00	-----
Civil Aeronautics Board:			
Salaries and Expenses:	70ML226		
Fiscal Year 1976.....		9,170.82	-----
Transition Quarter.....		-9,174.91	-----



Table K - STATEMENT OF ACCOUNTS WITH NEGATIVE

Appropriation or Fund Account	Account symbol	Balances beginning of period	Appropriations and other obligational authority
Independent Agencies - Continued:			
Civil Service Commission:			
Salaries and Expenses, Federal Labor Relations Council:	48M0600		
Fiscal Year 1976.....		-----	-----
Transition Quarter.....		-52,000.00	-----
Intergovernmental Personnel Assistance:	2460300		
Transition Quarter.....		-----	-----
Revolving Funds:	24X4571		
Fiscal Year 1976.....		2,947,722.65	-----
Transition Quarter.....		-155,021.14	-----
Undistributed Intragovernmental Payments, Region 1:	24F3885(01)		
Fiscal Year 1976.....		-33,435.00	\$913,923.50
Transition Quarter.....		-77,483.10	46,625.00
Employees Health Benefits Fund, Suspense, Navy:	17F8440		
Transition Quarter.....		131,620.56	1,598.82
Employees Life Insurance Fund, Suspense, Navy:	17F8424		
Fiscal Year 1976.....		679,782.79	-----
Transition Quarter.....		-23,659.98	1,450.17
Commission for Purchase of Products and Services of the Blind and Other Severely Handicapped:			
Salaries and Expenses:	9552000		
Fiscal Year 1976.....		14,113.14	-----
Transition Quarter.....		-553.36	-----
Community Services Administration:			
Economic Opportunity Program:	815/60500		
Fiscal Year 1976.....		119,524,290.00	-----
Transition Quarter.....		-696.96	-----
Economic Opportunity Program, Transfer to: Health, Education and Welfare:	75-815/60500(01)		
Fiscal Year 1976.....		599,000.00	-----
Transition Quarter.....		-2,200.00	-----
Economic Opportunity Program, Office of Economic Opportunity: Transfer to: General Services Administration:	47-1150500		
Fiscal Year 1976.....		11,312.45	-----
Transition Quarter.....		-2,849.74	-----
Federal Home Loan Bank Board Revolving Fund: Transfer to: General Services Administration:	47-82X4035		
Transition Quarter.....		273,128.21	-----
Federal Metal and Nonmetallic Mine Safety Board of Review:			
Salaries and Expenses:	5350100		
Fiscal Year 1976.....		2,461.85	-----
Transition Quarter.....		-2,055.17	-----
American Revolution Bicentennial Administration:			
Salaries and Expenses:	76M1900		
Fiscal Year 1976.....		-----	-----
Transition Quarter.....		-2,450.00	-----
Delaware River Basin Commission:			
Salaries and Expenses:			
Fiscal Year 1976.....	4650100	6,985.92	-----
Transition Quarter.....	4640100	-----	-----
	4650100	-20.22	-----
	4640100	-565.00	-----
National Center for Productivity and Quality of Working Life:			
Salaries and Expenses:	9550700		
Fiscal Year 1976.....		-----	-----
Transition Quarter.....		-177,176.55	-----
Salaries and Expenses, National Commission on Productivity and Work Quality:			
Fiscal Year 1976.....	1141459	58,277.76	-----
Transition Quarter.....	1161459	1.00	-----
	1141459	-3.27	-----
National Transportation Safety Board:			
Salaries and Expenses:			
Fiscal Year 1976.....	9550310	882,668.07	-----
Transition Quarter.....	95M0310	1,899.20	-----
	9550310	-592,805.74	-----
	95M0310	-12,627.04	-----
Occupational Safety and Health Review Commission:			
Salaries and Expenses:	9542100		
Fiscal Year 1976.....		32,615.63	-----
Transition Quarter.....		-17,724.05	-----
Postal Service:			
Contribution to the Postal Fund:	18M1000		
Fiscal Year 1976.....		-----	-----
Transition Quarter.....		-11,234,441.28	-----

BALANCES AT END OF F. Y. 1976 AND T. Q. <sup>1/</sup> - Continued

Outlays (net)	Balances withdrawn and other transactions	Balances, end of Period			
		Excess outlays <u>2/</u>	Unpaid obligations	Receivables <u>3/</u>	Excess outlays and obligations <u>2/ 4/</u>
\$2,000.00	-----	\$2,000.00	-----	-----	-----
-----	-\$4,830.94	n.a.	-----	-----	-----
156.02	-----	<u>5/</u> 156.02	-----	\$156.02	-----
3,102,743.79	-----	155,021.14	-----	-----	-----
-1,686,616.98	-----	n.a.	-----	-----	-----
957,971.60	-----	<u>5/</u> 77,483.10	-----	-----	-----
97,402.87	-----	<u>5/</u> 128,260.97	-----	128,260.97	-----
643,727.84	-----	<u>5/</u> 510,508.46	-----	-----	\$510,508.46
703,442.77	-----	23,659.98	-----	-----	-----
-211,205.46	-----	n.a.	-----	-----	-----
14,666.50	-----	553.36	-----	-----	-----
-----	-591.86	n.a.	-----	-----	-----
27,455,953.04	92,069,033.92	696.96	-----	-----	-----
-696.96	-----	-----	-----	-----	-----
601,200.00	-----	2,200.00	-----	-----	-----
-2,200.00	-----	-----	-----	-----	-----
14,162.19	-----	<u>5/</u> 2,849.74	-----	-----	-----
-----	-----	<u>5/</u> 2,849.74	-----	2,849.74	-----
4,508,849.20	-4,121,000.00	<u>5/</u> 114,720.99	\$15,503,877.66	-----	15,618,598.65
4,517.02	-----	2,055.17	-----	-----	-----
-----	-2,055.17	-----	-----	-----	-----
2,450.00	-----	2,450.00	-----	-----	-----
-----	-1,101,944.00	n.a.	-----	-----	-----
7,006.14	-----	20.22	-----	-----	-----
565.00	-----	565.00	-----	-----	-----
-----	-20.22	-----	-----	-----	-----
-----	-565.00	-----	-----	-----	-----
777,878.50	-600,701.95	<u>5/</u> 177,176.55	-----	-----	-----
81,437.70	-----	<u>5/</u> 258,614.25	134,279.02	392,893.27	-----
53.27	58,227.76	<u>5/</u> 3.27	-----	-----	-----
2.00	-----	<u>5/</u> 1.00	-----	1.00	-----
-----	-----	<u>5/</u> 3.27	-----	3.27	-----
1,475,473.81	-----	592,805.74	-----	-----	-----
14,526.24	-----	12,627.04	-----	-----	-----
82,479.48	-733,807.90	n.a.	-----	-----	-----
362.12	-71,524.46	n.a.	-----	-----	-----
50,339.68	-----	<u>5/</u> 17,724.05	-----	-----	-----
2,611.70	-8,443.02	<u>5/</u> 11,892.73	-----	11,892.73	-----
11,234,441.28	-----	11,234,441.28	-----	-----	-----
3,611,795.94	-14,846,237.22	-----	-----	-----	-----



Table K - STATEMENT OF ACCOUNTS WITH NEGATIVE

Appropriation or Fund Account	Account symbol	Balances Beginning of period	Appropriations and other obligational authority
Independent Agencies - Continued			
Railroad Retirement Board:			
Railroad Retirement Account:	60X8011		
Fiscal Year 1976.....		-\$249,765,613.24	\$3,130,172,636.31
Transition Quarter.....		-552,664.88	341,674,626.32
Selective Service System:			
Salaries and Expense:	9050400		
Fiscal Year 1976.....		4,871,134.01	-----
Transition Quarter.....		-345,752.10	-----
Small Business Administration:			
Salaries and Expenses:	73M0100		
Fiscal Year 1976.....		225,418.33	-----
Transition Quarter.....		-33,989.06	-----
Smithsonian Institution:			
Construction, Liquidation of Contract Authority:	3360103		
Fiscal Year 1976.....		-----	1,940,000.00
Transition Quarter.....		-29,974.14	521,000.00
Museum of History and Technology:	33X0126		
Fiscal Year 1976.....		2,912.72	-----
Transition Quarter.....		-22,660.47	-----
Other Temporary Commissions:			
Salaries and Expenses, Commission on the Organization of the Government for the Conduct of Foreign Policy:			
Fiscal Year 1976.....	4850060	-49.50	-----
Transition Quarter.....	4840060	-----	-----
	4850060	-49.50	-----
	484/50060	484.23	-----
Salaries and Expenses, Lowell Historic Canal District Commission:	4861400		
Transition Quarter.....		65,661.05	-----
Salaries and Expenses, National Commission Water Quality:			
Fiscal Year 1976.....	48X0061	5,044,921.29	-----
	4840061	-19.00	-----
	48M0061	868.81	-----
Transition Quarter.....	48X0061	-43,530.16	-----
	484/50061	52,262.69	-----
	4840061	-19.00	-----
	48M0061	-29,614.31	-----
Water Resources Council:			
Consolidated Working Fund:	8543901		
Fiscal Year 1976.....		-----	-----
Transition Quarter.....		-4,616.42	-----
Off-Budget Federal Agencies:			
United States Postal Service:			
Undistributed Intragovernmental Payments:	18F3885		
Fiscal Year 1976.....		-20,000.00	624,357.00
Transition Quarter.....		-4,670,761.00	4,662,338.00

n. a. not applicable.

1/ Prior year accounts were subject to restoration at the end of the transition quarter and transfer accounts were subject to transfer from available parent account balances.

2/ Disposition of excess outlays, and/or obligations are the sole responsibility of the administrative agencies.

3/ The amounts in this, unless otherwise footnoted, represent receivables sufficient to cover the excess outlays and unpaid obligations.

4/ The amounts in this column, unless otherwise footnoted, represent excess outlays and/or obligations.

BALANCES AT END OF F. Y. 1976 AND T. Q. <sup>1/</sup> - Continued

Outlays (net)	Balances withdrawn and other transactions	Balances, end of period			
		Excess outlays <u>2/</u>	Unpaid obligations	Receivables <u>3/</u>	Excess outlays and obligations <u>2/ 4/</u>
\$3,335,975,045.77	-\$455,015,357.82	\$552,664.88	-----	-----	-----
884,808,514.10	-643,074,000.00	n.a.	-----	-----	-----
5,216,886.11	-----	345,752.10	-----	-----	-----
-1,153.02	-462,093.00	n.a.	-----	-----	-----
259,407.39	-----	33,989.06	-----	-----	-----
48,140.01	-182,873.63	n.a.	-----	-----	-----
1,969,974.14	-----	29,974.14	-----	-----	-----
491,025.86	-----	-----	-----	-----	-----
-----	25,573.19	22,660.47	-----	-----	-----
-----	-25,573.19	n.a.	-----	-----	-----
-----	-----	49.50	-----	-----	-----
675.00	-----	675.00	-----	-----	-----
-----	-----	<u>2/</u> 49.50	-----	-----	\$49.50
675.00	-190.77	-----	-----	-----	-----
120,858.86	14,175.13	<u>5/</u> 69,372.94	\$5,107.87	\$74,480.81	-----
5,088,451.45	-----	43,530.16	-----	-----	-----
-----	-----	19.00	-----	-----	-----
30,483.12	-----	29,614.31	-----	-----	-----
-70,151.44	-----	n.a.	-----	-----	-----
71,775.16	-29,708.59	<u>11/8/</u> 19.00	-----	19.00	-----
-----	-29,614.31	-----	-----	-----	-----
4,616.42	-----	4,616.42	-----	-----	-----
-----	-4,616.42	-----	-----	-----	-----
5,275,118.00	-----	4,670,761.00	-----	-----	-----
9,329,392.00	-----	<u>5/</u> 9,337,815.00	-----	9,337,815.00	-----

- <sup>5/</sup> Funds appear to have been withdrawn from the Treasury in excess of appropriation.  
<sup>6/</sup> Represent an excess of receivables over unpaid obligations which is unavailable for obligations.  
<sup>7/</sup> Represent an excess of receivables over unpaid obligations which is available for obligations.  
<sup>8/</sup> Insufficient receivables to cover excess outlays and/or unpaid obligations.  
<sup>9/</sup> Funds authorized by the Congress are available in the Social Security Trust Funds to cover these obligations.

Table L - STATEMENT OF CERTAIN ACCOUNTS THAT HAVE

Appropriation or Fund Account	Account symbol	Balances June 30, 1975	Appropriations and other obligational authority
Legislative Branch: Government Printing Office: Printing and binding.....	0460202	-----	\$136,618,000.00
Funds Appropriated to the President: Bilateral Assistance: Overseas Private Investment Corporation.....	71X4030	\$24,376,547.03	-----
Department of Commerce: Maritime Administration: Federal ship financing fund, revolving fund.....	13X4301	295,744.06	-----
Department of Defense: Department of the Army: Operation and maintenance..... Other procurement..... Army stock fund..... Panama Canal Company: Panama Canal Company fund.....	21M2020 21352035 21X4991 38X4060	63,220,022.32 79,006,775.03 80,745,194.85 42,136,937.87	----- ----- 20,000,000.00 -----
Department of Housing and Urban Development: Housing Programs: Housing payments..... Low rent public housing program renewal and housing assistance..... New Communities Administration: New communities guarantee fund, metropolitan development..... Federal Insurance Administration: National insurance development fund..... National flood insurance fund.....	8660139 86X4098 86X4237 86X4235 86X4236	----- 88,008,322.10 85,938.78 12,285,978.10 -----	2,845,000,000.00 ----- ----- ----- -----
Department of the Interior: Bureau of Reclamation: Operation and maintenance reclamation fund..... Bonneville Power Administration: Bonneville Power Administration fund.....	1455064 14X4045	14,250,834.89 87,885,242.40	----- -----
Department of Justice: General Administration: Working capital fund.....	15X4526	-----	-----
Department of Transportation: Urban Mass Transportation Administration: Urban Mass transportation fund.....	69X4119	101,549,455.02	1,879,800,000.00
General Services Administration: Personal Property Activities: General supply fund.....	47X4530	36,276,053.70	40,000,000.00
Off-Budget Federal Agencies: U.S. Postal Service: Postal Service fund..... Transfer to: Corps of Engineers, Civil ..... Pension Benefit Guarantee Corporation.....	18X4020 96-18X4020 16X4204	337,989,311.25 ----- -331,789.83	----- ----- -----

- 1/ To be paid from subsequent fiscal year appropriations as authorized by Legislative Branch Appropriation Act, 1977, Public Law 94-440.
- 2/ Includes \$116,808,930.59 resulting from unclassified outlays charged to this account. This amount will be reclassified in Fiscal Year 1977.
- 3/ Investigation will be made of this apparent R.S. 3679 violation.

**INCURRED OBLIGATIONS IN EXCESS OF UNEXPENDED BALANCES**

Outlays (net)	Balances withdrawn and other transactions	Balances - September 30, 1976			
		Unexpended balances	Unpaid obligations	Receivables	Excess obligations
\$99,904,967.33	-----	\$36,713,032.67	\$41,995,032.67	-----	<sup>2/</sup> \$5,282,000.00
-54,416,635.97	\$57,405,000.00	21,388,183.00	27,419,487.24	\$2,733,409.82	3,297,804.42
-27,675,687.40	26,757,000.00	1,214,431.46	23,596,293.04	6,332,164.05	16,049,697.53
191,996,562.59	-56,256,555.93	-72,519,984.34	85,173,101.60	27,040,919.66	<sup>2/</sup> 130,652,166.28
76,210,337.07	-9,035,358.00	11,831,795.96	36,670,672.22	18,961,547.88	<sup>3/</sup> 5,877,328.38
-196,016,353.93	-42,000,000.00	338,761,548.78	1,383,632,314.84	<sup>4/</sup> 889,817,899.58	155,052,866.48
-4,019,820.37	-----	46,156,758.24	66,975,708.58	10,224,862.13	10,594,088.21
2,067,380,005.11	-----	777,619,994.89	939,605,838.20	4,293,736.36	<sup>5/</sup> 157,692,106.95
18,518,761.26	40,390,000.00	29,099,560.84	675,515,314.44	4,022,188.97	642,393,564.63
34,861,070.08	-34,777,375.34	2,244.04	2,319,693.54	2,154,939.21	162,510.29
-1,648,409.48	13,711,000.00	223,387.58	9,024,771.71	1,676,037.81	7,125,346.32
49,919,561.37	-49,919,561.37	-----	69,682,953.27	7,237,848.62	62,445,104.65
11,014,543.71	3,344,950.94	-108,659.76	307,858.41	11,976.92	404,541.25
-89,904,051.80	178,458,037.08	-668,742.88	65,597,895.42	6,704,205.53	59,562,432.77
-1,690,991.48	-----	1,690,991.48	1,836,541.20	138,574.67	6,075.05
1,606,847,579.68	-13,129,173.71	387,631,049.05	2,246,663,924.02	1,224,818.86	1,857,808,056.11
-91,751,068.82	-----	168,027,122.52	498,824,428.24	325,284,422.54	5,512,883.18
262,973,005.87	-867,459,626.47	942,475,931.85	8,739,906,196.11	5,818,876,514.36	1,978,553,749.90
87,110,003.30	-87,110,003.30	-----	5,620,021.10	-----	5,620,021.10
-22,117,006.12	21,382,000.00	403,216.29	10,734,978.59	2,614,837.22	7,716,925.08

<sup>4/</sup> Includes \$23,243,944.36 reimbursements anticipated on customer orders, Military Assistance Payments.  
<sup>5/</sup> The Secretary of the Department of Housing and Urban Development is authorized by the Low Rent Public Housing Program, to continue assistance under the program using resources at the Secretary's disposal. A supplemental appropriation will be requested in Fiscal Year 1977.

+

# **PART FOUR**

---

---

## **INFORMATIONAL TABLES**

---

---

Section I. Statement of appropriations and  
authorities

Section II. Authority to borrow from the Treasury  
and the public

Section III. Miscellaneous



---

**SECTION I – STATEMENT OF APPROPRIATIONS AND  
AUTHORITIES**

---



Table 1 - STATEMENT OF APPROPRIATIONS AND

Agency	Total	Annual Appropriations		Continuing
		Citation	Amount	Citation
PART I				
LEGISLATIVE BRANCH				
Fiscal Year.....		P.L. 94-59 Reappropriation P.L. 94-91	\$765,336,070.00 1,608,946.79 10,475,000.00	P.L. 94-41
Total - Fiscal Year.....	\$927,714,549.42		777,420,016.79	
Transition Quarter.....		P.L. 94-91 P.L. 94-59 P.L. 94-362	2,900,000.00 207,391,365.00 340,000.00	
Total - Transition Quarter.....	224,761,245.77		210,631,365.00	
THE JUDICIARY				
Fiscal Year.....		P.L. 94-121	170,954,500.00	P.L. 94-41
Total - Fiscal Year.....	347,281,694.77		170,954,500.00	
Transition Quarter.....		P.L. 94-121	76,187,000.00	
Total - Transition Quarter.....	86,790,290.58		76,187,000.00	
EXECUTIVE OFFICE OF THE PRESIDENT				
Fiscal Year.....		P.L. 94-91 P.L. 94-116 P.L. 94-121	49,635,750.00 2,111,000.00 1,517,000.00	P.L. 94-41
Total - Fiscal Year.....	69,258,036.57		53,263,750.00	
Transition Quarter.....		P.L. 94-91 P.L. 94-116 P.L. 94-121	14,989,500.00 697,000.00 495,000.00	
Total - Transition Quarter.....	17,514,500.00		16,181,500.00	
FUNDS APPROPRIATED TO THE PRESIDENT				
Fiscal Year.....		P.L. 94-91 P.L. 94-116 P.L. 94-180 Less liquidation of contract authority P.L. 94-330	900,000.00 150,000,000.00 142,200,000.00 -162,200,000.00 2,837,488,909.00	P.L. 94-41 P.L. 94-159 P.L. 94-254
Total - Fiscal Year.....	10,539,864,765.21		2,968,388,909.00	
Transition Quarter.....		P.L. 94-91 P.L. 94-116 P.L. 94-180 Less liquidation of contract authority P.L. 94-330	250,000.00 37,500,000.00 50,000,000.00 -37,500,000.00 715,575,000.00	
Total - Transition Quarter.....	-908,468,114.50		765,825,000.00	

## AUTHORIZATIONS BY ACT OF CONGRESS AND AGENCIES - Continued

Resolutions	Supplemental Appropriations		Other Appropriations	Amount
	Amount	Citation	Reference	
\$61,529,000.00	P.L. 94-157 Reappropriation P.L. 94-226 P.L. 94-303	\$45,973,608.00 300,000.00 33,000,000.00 26,993,225.00	Special account receipts Trust fund accounts Transfer of unobligated appropriations Proprietary receipts from the public Intrabudgetary transactions	\$23,671.54 4,911,998.29 -6,638,165.19 -15,480,954.81 -317,850.20
61,529,000.00		106,266,833.00		-17,501,301.3
	P.L. 94-157 P.L. 94-303	7,301,695.00 11,594,480.00	Special account receipts Trust fund accounts Transfer of unobligated appropriations Proprietary receipts from the public Intrabudgetary transactions	5,934.72 845,527.65 -2,063,000.00 -3,391,257.86 -163,498.74
		18,896,175.00		-4,766,294.23
138,257,500.00	P.L. 94-157 P.L. 94-303	4,504,000.00 4,847,000.00	Permanent indefinite Special account receipts Trust fund accounts Proprietary receipts from the public	7,580,294.67 19,090,705.33 4,362,543.29 -2,314,848.52
138,257,500.00		9,351,000.00		28,718,694.77
	P.L. 94-157 P.L. 94-303	726,000.00 2,394,700.00	Permanent indefinite Special account receipts Trust fund accounts Proprietary receipts from the public	345,911.07 6,833,088.93 1,129,922.32 -826,331.74
		3,120,700.00		7,482,590.58
13,613,250.00	P.L. 94-157 P.L. 94-303	300,000.00 1,081,000.00	Transfer of unobligated appropriations Proprietary receipts from the public	1,000,000.00 36.57
13,613,250.00		1,381,000.00		1,000,036.57
	P.L. 94-157 P.L. 94-303	75,000.00 1,013,000.00	Transfer of unobligated balances	245,000.00
		1,088,000.00		245,000.00
1,336,650,000.00 633,700,000.00 577,326,000.00	P.L. 94-303	264,152,000.00	Contract authorizations not shown elsewhere Trust fund accounts Contract authorizations (net)  Transfer of unobligated appropriations Proprietary receipts from the public	-90,000,000.00 7,262,318,162.32 5,427,165,652.56  -6,800,000.00 -7,833,035,958.67
2,547,676,000.00		264,152,000.00		4,759,647,856.21
	P.L. 94-303	15,350,000.00	Special account receipts Trust fund accounts Contract authorizations not shown elsewhere  Proprietary receipts from the public	12,340,408.23 2,539,928,830.26 -1,406,260,273.49  -2,835,652,079.50
		15,350,000.00		-1,689,643,114.50

Table 1 -- STATEMENT OF APPROPRIATIONS AND

Agency	Total	Annual Appropriations		Continuing
		Citation	Amount	Citation
DEPARTMENT OF AGRICULTURE Fiscal Year.....		P.L. 94-122 Reappropriation New contract authority P.L. 94-165 Less liquidation of contract authority	\$6,079,480,000.00 1,000,000.00 175,000,000.00 345,261,000.00 -112,857,000.00	P.L. 94-41 Less liquidation of contract authority
Total - Fiscal Year.....	\$14,881,742,459.85		6,487,884,000.00	
Transition Quarter.....		P.L. 93-135 P.L. 94-122 Less liquidation of contract authority P.L. 94-165	1,161,227.73 1,762,657,000.00 -85,000,000.00 160,442,000.00	
Total - Transition Quarter.....	2,864,986,282.28		1,839,260,227.73	
DEPARTMENT OF COMMERCE Fiscal Year.....		P.L. 94-121 Less liquidation of contract authority	1,051,731,000.00 -315,936,000.00	P.L. 94-41
Total - Fiscal Year.....	2,252,182,507.21		735,795,000.00	
Transition Quarter.....		P.L. 94-121	451,142,000.00	
Total - Transition Quarter.....	465,962,999.45		451,142,000.00	
DEPARTMENT OF DEFENSE (MILITARY) Fiscal Year.....		P.L. 94-91 P.L. 94-138 P.L. 94-212 Less liquidation of contract authority	85,000,000.00 3,123,482,900.00 19,525,767,000.00 -43,844,080.99	P.L. 94-41 P.L. 94-159
Total - Fiscal Year.....	95,721,611,155.54		22,690,405,819.01	
Transition Quarter.....		P.L. 94-91 P.L. 94-138 P.L. 94-212	19,300,000.00 386,339,000.00 21,860,723,000.00	
Total - Transition Quarter.....	23,070,701,140.38		22,266,362,000.00	
DEPARTMENT OF DEFENSE (CIVIL) Fiscal Year.....		P.L. 94-116 P.L. 94-134 P.L. 94-180	1,544,000.00 62,040,000.00 932,907,000.00	P.L. 94-41
Total - Fiscal Year.....	2,196,098,111.76		996,491,000.00	
Transition Quarter.....		P.L. 94-116 P.L. 94-134 P.L. 94-180	966,000.00 16,460,000.00 654,617,000.00	
Total - Transition Quarter.....	659,075,365.11		672,043,000.00	

## AUTHORIZATIONS BY ACT OF CONGRESS AND AGENCIES - Continued

Resolutions	Supplemental Appropriations		Other Appropriations	Amount
	Citation	Amount		
\$5,470,654,000.00 -190,000,000.00	P.L. 94-157 P.L. 94-303 New contract authority	\$1,838,482,000.00 423,444,000.00 15,000,000.00	Special account receipts Trust fund accounts  Transfer of unobligated appropriations Proprietary receipts from the public	\$1,315,000,625.99 121,941,271.63  -8,820,794.00 -591,941,643.77
5,280,654,000.00		2,276,926,000.00		836,278,459.85
	P.L. 94-303	782,634,000.00	Special account receipts Trust fund accounts  Transfer of unobligated appropriations Proprietary receipts from the public	455,776,598.37 37,754,196.40  -1,997,561.00 -248,441,179.22
		782,634,000.00		243,092,054.55
1,224,866,000.00	P.L. 94-157  P.L. 94-303	4,940,000.00  18,116,477.17	Special account receipts  Trust fund accounts Contract authorizations not shown elsewhere Transfer of unobligated appropriations Proprietary receipts from the public Intrabudgetary transactions	2,405,522.83  96,237,604.91 277,692,942.00 8,820,794.00 -52,776,043.72 -63,915,789.98
1,224,866,000.00		23,056,477.17		268,465,030.04
	P.L. 94-303	10,373,000.00	Trust fund accounts Contract authorizations not shown elsewhere Transfer of unobligated appropriations Proprietary receipts from the public Intrabudgetary transactions	27,440,926.01 5,362,116.00 1,997,561.00 -13,720,158.72 -16,632,444.84
		10,373,000.00		4,447,999.45
55,782,471,100.00 15,726,571,000.00	P.L. 94-303	1,933,155,000.00	Trust fund accounts Contract authorization not shown elsewhere Proprietary receipts from the public  Intrabudgetary transactions Public debt and other borrowing authorizations	8,475,877.09 -160,685,922.80 -147,960,318.92  -6,943,829.86 -103,877,568.98
71,509,042,100.00		1,933,155,000.00		-410,991,763.47
	P.L. 94-303 P.L. 94-438	723,732,000.00 122,033,000.00	Trust fund accounts Proprietary receipts from the public Intrabudgetary transactions Public debt and other borrowing authorizations	3,848,293.59 -7,474,235.94 -2,671,497.48 -35,128,419.79
		845,765,000.00		-41,425,859.62
1,195,571,000.00	P.L. 94-303	51,720,000.00	Special account receipts Trust fund accounts Proprietary receipts from the public Intrabudgetary transactions	9,025,057.65 52,933,448.28 -90,311,051.38 -19,331,342.79
1,195,571,000.00		51,720,000.00		-47,683,888.24
	P.L. 94-303	4,756,000.00	Special account receipts Trust fund accounts Proprietary receipts from the public Intrabudgetary transactions	185,496.25 15,710,706.00 -27,223,232.17 -6,396,604.97
		4,756,000.00		-17,723,634.89

Table 1 - STATEMENT OF APPROPRIATIONS AND

Agency	Total	Annual Appropriations		Continuing
		Citation	Amount	Citation
DEPARTMENT OF HEALTH, EDUCATION AND WELFARE Fiscal Year.....		P.L. 94-94 P.L. 94-116 P.L. 94-122 P.L. 94-165 P.L. 94-206 Less immediately available in prior fiscal year Appropriation available from subsequent fiscal year	\$4,560,858,350.00 744,000.00 107,981,000.00 221,327,000.00 13,356,624,318.00 -4,367,067,061.85 184,612,000.00	P.L. 94-41 P.L. 94-159 P.L. 94-254
Total - Fiscal Year.....	\$128,004,563,592.30		14,065,079,606.15	
Transition Quarter.....		P.L. 89-555 P.L. 94-91 P.L. 94-116 P.L. 94-122 P.L. 94-165 P.L. 94-206 Appropriation available from subsequent fiscal year P.L. 94-330 P.L. 94-439	1,446,915.48 3,028,034,852.00 372,000.00 50,876,000.00 85,380,000.00 3,900,987,000.00 3,607,129,159.00 19,000,000.00 902,742,000.00	P.L. 94-254
Total - Transition Quarter.....	34,814,585,072.87		11,595,967,926.48	
DEPARTMENT OF HOUSING AND URBAN DEVELOPMENT Fiscal Year.....		P.L. 89-555 P.L. 94-116 New contract authority	3,656,843.98 3,424,844,000.00 1,850,000,000.00	P.L. 94-41 Less liquidation of contract authority
Total - Fiscal Year.....	26,660,039,205.28		5,278,500,843.98	
Transition Quarter.....		P.L. 89-555 P.L. 94-116	1,469,331.97 761,473,000.00	
Total - Transition Quarter.....	7,764,560,505.85		762,942,331.97	
DEPARTMENT OF THE INTERIOR Fiscal Year.....		P.L. 94-180 Less liquidation of contract authority P.L. 94-165 Less liquidation of contract authority	204,471,651.00 -17,440,000.00 960,316,000.00 -110,003,000.00	P.L. 94-41
Total - Fiscal Year.....	2,651,902,048.72		1,037,344,651.00	

## AUTHORIZATIONS BY ACT OF CONGRESS AND AGENCIES - Continued

Resolutions	Supplemental Appropriations		Other Appropriations	Amount
	Amount	Citation		
\$17,752,369,750.00 5,594,198,000.00 370,318,000.00	P.L. 93-554 P.L. 94-157 P.L. 94-266 P.L. 94-303	\$2,377,718,000.00 630,521,000.00 135,064,000.00 3,178,114,000.00	Permanent indefinite Trust fund accounts Proprietary receipts from the public Intrabudgetary transactions	\$69,354,455.00 89,209,680,922.62 -19,282,550.66 -5,358,571,590.81
23,716,885,750.00		6,321,417,000.00		83,901,181,236.15
39,279,000.00	P.L. 94-157 P.L. 94-303	105,185,000.00 661,714,000.00	Permanent indefinite Trust fund accounts Proprietary receipts from the public Intrabudgetary transactions	37,568,208.94 23,295,392,392.88 -4,646,510.91 -915,874,944.52
39,279,000.00		766,899,000.00		22,412,439,146.39
2,648,849,000.00  -1,250,000,000.00	P.L. 94-157 P.L. 94-303	142,500,000.00 10,174,000.00	Permanent indefinite Special account receipts  Contract authorizations not shown elsewhere Public debt and other borrowing authorizations Proprietary receipts from the public	702,493,000.00 329,423.65  18,131,041,146.00 997,441,000.00 -1,289,208.35
1,398,849,000.00		152,674,000.00		19,830,015,361.30
	P.L. 94-303	1,539,000.00	Permanent indefinite Special account receipts Contract authorizations not shown elsewhere Public debt and other borrowing authorizations Proprietary receipts from the public	300,000,000.00 128,853.96 -282,151,591.00 6,982,858,375.34 -756,464.42
		1,539,000.00		7,000,079,173.88
1,333,972,849.00	P.L. 94-303 Less liquidation of contract authority	117,939,000.00  -15,000,000.00	Permanent indefinite  Special account receipts Trust fund accounts  Contract authorizations not shown elsewhere Proprietary receipts from the public Intrabudgetary transactions	795,000.00  952,903,623.29 269,793,037.99  97,000,000.00 -1,075,115,090.35 -67,731,022.21
1,333,972,849.00		102,939,000.00		177,645,548.72

Table 1 - STATEMENT OF APPROPRIATIONS AND

Agency	Total	Annual Appropriations		Continuing
		Citation	Amount	Citation
DEPARTMENT OF THE INTERIOR (CONTINUED)				
Transition Quarter.....		P.L. 94-165 Less liquidation of contract authority P.L. 94-180 Less liquidation of contract authority P.L. 94-355 P.L. 94-373	\$615,909,000.00 -39,021,000.00 78,400,000.00 -1,500,000.00 200,000,000.00 20,110,000.00	
Total - Transition Quarter.....	\$1,012,383,547.69		873,898,000.00	
DEPARTMENT OF JUSTICE				
Fiscal Year.....		P.L. 94-121	1,531,765,000.00	P.L. 94-41
Total - Fiscal Year.....	2,174,912,341.27		1,531,765,000.00	
Transition Quarter.....		P.L. 94-121	551,087,000.00	
Total - Transition Quarter.....	534,489,971.35		551,087,000.00	
DEPARTMENT OF LABOR				
Fiscal Year.....		P.L. 94-206 Less immediately available in prior fiscal year	194,027,300.00 -29,173,675.52	P.L. 94-41 P.L. 94-159
Total - Fiscal Year.....	20,349,370,231.99		164,853,624.48	
Transition Quarter.....		P.L. 94-206	883,188,000.00	
Total - Transition Quarter.....	3,653,562,237.99		883,188,000.00	
DEPARTMENT OF STATE				
Fiscal Year.....		P.L. 94-121 P.L. 94-249 P.L. 94-330	371,688,900.00 -5,000,000.00 557,000.00	P.L. 94-41 P.L. 94-159 P.L. 94-254
Total - Fiscal Year.....	930,679,847.48		367,245,900.00	
Transition Quarter.....		P.L. 94-121 P.L. 94-249 P.L. 94-330	345,512,000.00 -3,000,000.00 700,000.00	
Total Transition Quarter.....	372,435,422.83		343,212,000.00	

## AUTHORIZATIONS BY ACT OF CONGRESS AND AGENCIES

Resolutions	Supplemental Appropriations		Other Appropriations	Amount
	Citation	Amount		
	P.L. 94-303	\$13,894,000.00	Permanent indefinite Special account receipts Trust fund accounts Proprietary receipts from the public	\$07,751.11 367,740,683.08 104,658,013.92 -347,904,900.42
		13,894,000.00		124,591,547.69
\$600,650,000.00	P.L. 94-157 P.L. 94-303	200,000.00 46,462,000.00	Proprietary receipts from the public	-4,164,658.73
600,650,000.00		46,662,000.00		-4,164,658.73
	P.L. 94-303	14,485,000.00	Trust fund accounts Proprietary receipts from the public	51.52 -31,082,080.17
		14,485,000.00		-31,082,028.65
4,689,585,700.00 255,795,000.00	P.L. 94-157 P.L. 94-266 P.L. 94-303	5,104,139,000.00 1,784,320,000.00 12,143,000.00	Trust fund accounts Proprietary receipts from the public Intrabudgetary transactions	16,217,855,164.81 -1,090,134.19 -7,878,231,123.11
4,945,380,700.00		6,900,602,000.00		8,338,533,907.51
	P.L. 94-157 P.L. 94-303	12,865,000.00 3,587,000.00	Trust fund accounts Proprietary receipts from the public Intrabudgetary transactions	3,379,262,640.26 -340,402.27 -625,000,000.00
		16,452,000.00		2,753,922,237.99
441,091,100.00 5,370,000.00 4,733,000.00	P.L. 94-32 P.L. 94-157 P.L. 94-303	7,000,000.00 35,260,000.00 10,877,000.00	Permanent indefinite Special account receipts Trust fund accounts Transfer of unobligated appropriations Proprietary receipts from the public Intrabudgetary transactions	32,628,200.00 3,068,487.50 97,978,390.62 6,800,000.00 -25,962,412.82 -55,409,817.82
451,194,100.00		53,137,000.00		59,102,847.48
	P.L. 94-157 P.L. 94-303	65,000.00 32,448,000.00	Trust fund accounts Proprietary receipts from the public Intrabudgetary transactions	10,915,193.94 -11,730,896.71 -2,473,874.40
		32,513,000.00		-3,289,577.17



Table 1 - STATEMENT OF APPROPRIATIONS AND

Agency	Total	Annual Appropriations		Continuing
		Citation	Amount	Citation
DEPARTMENT OF TRANSPORTATION Fiscal Year.....		P.L. 94-134 Less liquidation of contract authority	\$2,398,581,767.00 -4,615,100,000.00	P.L. 94-41 Less liquidation of contract authority
Total - Fiscal Year.....	\$11,444,748,382.22		-2,216,518,233.00	
Transition Quarter.....		P.L. 94-134 Less liquidation of contract authority	1,142,925,000.00 -1,712,450,000.00	
Total - Transition Quarter.....	6,507,351,079.22		-569,525,000.00	
DEPARTMENT OF THE TREASURY Fiscal Year.....		P.L. 92-512 P.L. 94-91	6,354,780,000.00 1,864,273,750.00	P.L. 94-41
Total - Fiscal Year.....	46,772,094,897.55		8,219,053,750.00	
Transition Quarter.....		P.L. 92-512 P.L. 94-91	3,327,390,000.00 618,674,000.00	
Total - Transition Quarter.....	11,486,278,949.32		3,946,064,000.00	
GENERAL SERVICES ADMINISTRATION Fiscal Year.....		P.L. 94-91 P.L. 94-116	349,575,000.00 1,054,000.00	
Total - Fiscal Year.....	161,706,688.42		350,629,000.00	
Transition Quarter.....		P.L. 94-91 P.L. 94-116	77,392,500.00 264,000.00	
Total - Transition Quarter.....	-12,904,823.87		77,656,500.00	

## AUTHORIZATIONS BY ACT OF CONGRESS AND AGENCIES - Continued

Resolutions	Supplemental Appropriations		Other Appropriations	Amount
	Citation	Amount		
\$1,988,913,900.00	P.L. 94-157	\$300,000,000.00	Special account receipts	\$2,899,488.87
-2,464,000,000.00	Less liquidation of contract authority	-300,000,000.00	Trust fund accounts	7,090,949,500.80
	P.L. 94-252	81,200,000.00	Contract authorizations not shown elsewhere	6,401,204,894.95
	P.L. 94-303	628,817,000.00		
	Less liquidation of contract authority	-86,000,000.00	Proprietary receipts from the public	-36,532,330.63
			Public debt and other borrowing authorizations	53,814,161.23
-475,086,100.00		624,017,000.00		13,512,335,715.22
	P.L. 94-157	50,000,000.00	Special account receipts	751,298.99
	Less liquidation of contract authority	-143,000,000.00	Trust fund accounts	1,969,382,761.33
	P.L. 94-252	30,300,000.00	Contract authorizations not shown elsewhere	6,233,410,987.75
	P.L. 94-303	46,410,000.00	Proprietary receipts from the public	-10,330,908.31
	Less liquidation of contract authority	-1,100,000,000.00	Public debt and other borrowing authorizations	-48,060.54
		-1,116,290,000.00		8,193,166,079.22
601,585,250.00	P.L. 94-157	2,360,472,008.35	Permanent indefinite	346,663,244.80
	P.L. 94-303	147,713,743.34	Special account receipts	373,374,829.89
			Public and private relief laws	34,598.63
			Trust fund accounts	6,358,657,115.84
			Refunding internal revenue collections where credit exceeds liability for tax	808,425,335.64
			Public debt interest	37,063,211,190.75
			Proprietary receipts from the public	-601,578,992.31
			Intrabudgetary transactions	-7,967,881,763.47
			Receipts from off-budget federal agencies	-937,635,413.91
601,585,250.00		2,508,185,751.69		35,443,270,145.86
	P.L. 93-554	22,212.07	Permanent indefinite	114,480,312.55
	P.L. 94-157	4,190,000.00	Special account receipts	86,018,529.90
	P.L. 94-303	33,747,640.15	Public and private relief laws	19,145.18
			Trust fund accounts	3,328,210,579.32
			Refunding internal revenue collections where credit exceeds liability for tax	85,773,229.03
			Public debt interest	8,101,560,678.45
			Proprietary receipts from the public	-99,222,323.91
			Intrabudgetary transactions	-3,739,983,813.32
			Receipts from off-budget federal agencies	-374,601,240.10
		37,959,852.22		7,502,255,097.10
	P.L. 94-157	1,000,000.00	Special account receipts	7,680,000.00
	P.L. 94-303	3,086,000.00	Trust fund accounts	200,213.69
			Transfer of unobligated appropriations	6,138,165.19
			Proprietary receipts from the public	-203,187,747.08
			Intrabudgetary transactions	-3,838,943.38
		4,086,000.00		-193,008,311.58
	P.L. 94-303	1,440,000.00	Special account receipts	955,133.69
			Trust fund accounts	42,101.33
			Transfer of unobligated appropriations	1,943,000.00
			Proprietary receipts from the public	-94,592,778.08
			Intrabudgetary transactions	-348,780.81
		1,440,000.00		-92,001,323.87



## AUTHORIZATIONS BY ACT OF CONGRESS AND AGENCIES - Continued

Resolutions	Supplemental Appropriations		Other Appropriations	
Amount	Citation	Amount	Reference	Amount
\$17,353,233,332.00 90,989,583.00	P.L. 94-32 P.L. 94-157	\$68,023,660.00 26,438,500.00	Permanent indefinite Special account receipts	\$3,232,626,000.00 23,058,539.95
122,924,869.00	P.L. 94-252 P.L. 94-266 Less liquidation of contract authority P.L. 94-303	505,800,000.00 323,000,000.00  -300,000,000.00 2,261,667,000.00	Trust fund accounts Contract authorizations not shown elsewhere  Transfer of unobligated appropriations Proprietary receipts from the public Intrabudgetary transactions Public debt and other borrowing authorizations	17,266,066,507.07 -80,999,175.02  -500,000.00 -532,865,089.79 -5,022,027,526.31 831,600.00
17,567,147,784.00		2,884,929,160.00		14,886,190,855.90
	P.L. 94-157 P.L. 94-252 P.L. 94-303  P.L. 94-438	2,745,000.00 965,000,000.00 503,936,000.00  500,000,000.00	Permanent indefinite Special account receipts Trust fund accounts  Contract authorization not shown elsewhere Transfer of unobligated balances Proprietary receipts from the public Intrabudgetary transactions Public debt and other borrowing authorizations	16,196,225.81 7,996,433.69 2,018,196,991.24  6,096,696.74 -125,000.00 -277,572,641.04 3,421,450.02 10,000,000,000.00
		1,971,681,000.00		11,774,210,156.46
132,111,788,183.00		24,264,657,221.86		181,369,035,773.19
39,279,000.00		3,422,555,727.22		58,135,999,250.38

Table 1 - STATEMENT OF APPROPRIATIONS AND

Agency	Total	Annual Appropriations		Continuing
		Citation	Amount	Citation
PART II				
OFF-BUDGET FEDERAL AGENCIES				
Fiscal Year.....				P.L. 94-41
Total - Fiscal Year.....	\$10,311,482,688.82			
Transition Quarter.....		P.L. 94-122	\$7,500,000.00	
Total - Transition Quarter.....	4,964,634,572.52		7,500,000.00	
TOTAL OFF-BUDGET FEDERAL AGENCIES				
Fiscal Year.....	10,311,482,688.82			
Transition Quarter.....	4,964,634,572.52		7,500,000.00	

**AUTHORIZATIONS BY ACT OF CONGRESS AND AGENCIES – Continued**

Resolutions	Supplemental Appropriations		Other Appropriations	Amount
	Citation	Amount	Reference	
\$30,000,000.00			Public debt and other borrowing authorizations	\$10,281,482,688.82
30,000,000.00				10,281,482,688.82
			Public debt and other borrowing authorizations	4,957,134,572.52
				4,957,134,572.52
30,000,000.00				10,281,482,688.82
				4,957,134,572.52

Table 1 - STATEMENT OF APPROPRIATIONS AND

	Total	Public Debt Accounts	
		Reference	Amount
PART III			
		Sinking fund	\$680,849,085.47
		Gifts to the U.S. for reduction of the public debt	210,637.67
		Public debt principal (Permanent appropriation)	632,643,343,079.99
Total - Fiscal Year.....	\$667,026,315,855.41		633,324,402,803.13
		Gifts to the U.S. for reduction of the public debt	54,731.61
		Public debt principal (Permanent appropriation)	168,609,360,880.06
Total - Transition Quarter.....	171,078,079,163.94		168,609,415,611.67
TOTAL PUBLIC DEBT ACCOUNTS AND REFUNDS OF RECEIPTS			
Fiscal Year.....	667,026,315,855.41		633,324,402,803.13
Transition Quarter.....	171,078,079,163.94		168,609,415,611.67

## AUTHORIZATIONS BY ACT OF CONGRESS AND AGENCIES - Continued

Refunds of Receipts		Summary
Reference	Amount	
Refunding Internal Revenue collections	\$33,566,777,877.34	Summary of total appropriations and authorizations by act of Congress, fiscal year 1976 and transition quarter (July 1, 1976-Sept. 30, 1976):  Budget accounts: fiscal year..... \$418,444,770,265.38 transition quarter..... 114,319,474,550.99  Off-Budget federal agencies: fiscal year..... 10,311,482,688.82 transition quarter..... 4,964,634,572.52  Public debt accounts and refunds of receipts: fiscal year..... 667,026,315,855.41 transition quarter..... 171,078,079,163.94  Grand Total: fiscal year..... <u>1,095,782,568,809.61</u> transition quarter..... <u>290,362,188,287.45</u>
Refunding of money erroneously received and covered	784,469.39	
Refunds and drawbacks, Customs	134,350,705.55	
	33,701,913,052.28	
Refunding Internal Revenue collections	2,388,185,173.13	
Refunding of money erroneously received and covered	49,878,989.18	
Refunds and drawbacks, Customs	30,599,389.96	
	2,468,663,552.27	
	33,701,913,052.28	
	2,468,663,552.27	



**Table 2 — PRIVATE AND PUBLIC RELIEF LAWS, FOR WHICH APPROPRIATIONS WERE ESTABLISHED ON THE BOOKS OF THE TREASURY, FISCAL YEAR 1976 AND TRANSITION QUARTER**

Number	Date Approved	Beneficiaries	Amount
Fiscal Year			
94-4	July 7, 1975	Captain George Moore, Jr. (Air Force).....	\$3,839.94
94-9	July 8, 1975	Samuel T. Ansley (Interior).....	2,229.59
94-10	July 8, 1975	Barbara Heyman (Veterans Administration).....	1,202.38
94-15	July 8, 1975	Randall L. Talbot.....	564.80
94-20	December 16, 1975	North Central Educational Television, Incorporated (Federal Communications Commission).....	23,288.92
94-48	May 29, 1976	Mrs. Louise C. Whalen (Veterans Administration).....	3,473.00
Total -(Fiscal Year).....			34,598.63
Transition Quarter			
94-56	August 6, 1976	James J. Caldwell (Interior).....	19,145.18
Total -(Transition Quarter).....			19,145.18





---

**SECTION II – AUTHORITY TO BORROW FROM  
THE TREASURY AND THE PUBLIC**

---

## AUTHORITY TO BORROW FROM

### 1. BACKGROUND

"Borrowing authority" is a term identified with legislative authority to use, for specific purposes, funds realized from the sale of debt securities. Three types of borrowing authority exist. "Authority to borrow from the Treasury" denotes legislative authority to borrow funds from the Treasury which are realized from the sale of public debt securities. "Authority to borrow from the public" authorizes the sale of agency debt securities. "Authority to borrow from the Treasury and the public" represents a combination of the legislative authorities noted above.

Legislation providing borrowing authority, whether contained in appropriation or substantive legislation, requires approval by the Congress prior to enactment. When contained in appropriation legislation, consideration is given by the committees on appropriations; when included in substantive legislation, consideration is given by those committees with jurisdiction over the particular area of law involved. Legislation containing this authority has the same force and effect as an appropriation and is so treated in Treasury accounts and reports, and in the annual Budget Document. Like an appropriation, borrowing authority does not, by itself, create an increase in the public debt; it is the expenditure made as a result of either an appropriation or a borrowing authority which affects the level of the public debt through its impact on Government cash balances.

In addition to financing certain activities of Government corporations and special programs as authorized by the Congress, this borrowing authority method has been used to finance the Government's subscription to international organizations. Though not yet used, borrowing authority exists as "stand-by" authority in connection with bank deposits insured by the Federal Deposit Insurance Corporation (12 U.S.C. 1824), and investments in savings and loan institutions insured by the Federal Savings and Loan Insurance Corporation (12 U.S.C. 1725i). This authority has also been made available, but not used, in connection with the purchase, sale or redemption of debentures of Federal Home Loan Banks. As of September 30, 1976, the authority of these banks, which are Government-sponsored, was increased to \$4,000,000,000. The Federal National Mortgage Association, also a Government-sponsored private corporation, has authority to borrow \$2,250,000,000 from public debt receipts.

A forerunner of this type of financing is found in the Acts of February 25, 1791 (1 Stat. 196), and April 10, 1816 (3 Stat. 269), which provided for the establishment of the First and Second Banks of the United States, respectively, and directed that the Government's subscription to the stock of these banks be financed by the issuance of public debt securities. Also, in the purchase of the Louisiana Territory the Act of November 10, 1803 (2 Stat. 246) authorized payment through the issuance of certificates of stock "in like manner as for the present domestic funded debt." Still another example of early borrowing authority is found in the Act of June 28, 1902 (32 Stat. 484), which provided for payments on account of the acquisition and additional construction of the Panama Canal.

### 2. MAJOR LEGISLATIVE PROVISIONS

(a) The Reconstruction Finance Corporation Act, approved January 22, 1932, as amended, provided borrowing authority to the Corporation for general and special purposes, as follows:

"The Corporation may issue \*\*\* its notes, debentures, bonds, or other such obligations in an amount outstanding at any one time sufficient to enable the Corporation to carry out its functions under this chapter or any other provision of law, \*\*\* The Secretary of the Treasury is authorized to purchase any obligations of the Corporation \*\*\* to use as a public-debt transaction the proceeds from the sale of any securities issued under the Second Liberty Bond Act, as amended. \*\*\*." (15 U.S.C. 606).

(b) The Act of July 31, 1945, establishing the Export-Import Bank of Washington (renamed the Export-Import Bank of the United States, effective March 13, 1968), contained authority to spend \$825,000,000 from public debt receipts to subscribe to the Bank's capital stock. Payment for \$174,000,000 of capital stock shall be made by the surrender to the Bank for cancellation of the preferred stock heretofore issued by the Bank and purchased by the Reconstruction Finance Corporation. The Secretary of the Treasury shall pay the Corporation the par value of the preferred stock upon its surrender to the Bank. In addition, the Act contained authority for the Bank to borrow funds from the Treasury:

Borrowing from the Treasury - "The Export-Import Bank of Washington is authorized to issue from time to time \*\*\* its notes, debentures, bonds, or other obligations; \*\*\* shall not exceed \$6,000,000,000 \*\*\* The Secretary of the Treasury is authorized and directed to purchase any obligations of the Bank issued hereunder and for such purpose \*\*\* is authorized to use as a public-debt transaction the proceeds of any securities issued \*\*\*." (12 U.S.C. 635d)

(c) Operations of the Commodity Credit Corporation are financed by borrowings from the Treasury pursuant to statutory provisions as follows:

"With the approval of the Secretary of the Treasury, the Commodity Credit Corporation is authorized to issue and have outstanding at any one time, bonds, notes, \*\*\* in an aggregate amount not exceeding \$14,500,000,000 \*\*\* The Secretary of the Treasury in his discretion, is authorized to purchase any obligations of the Commodity Credit Corporation issued hereunder, and for such purpose \*\*\* is authorized to use as a public-debt transaction the proceeds from the sale of any securities \*\*\* All redemptions, purchases, and sales by the Secretary \*\*\* shall be treated as public-debt transactions \*\*\*." (15 U.S.C. 713a-4)

(d) Loan programs of the Farmers Home Administration and its predecessor agencies were financed with funds borrowed by the Reconstruction Finance Corporation until 1947 when the borrowing authority was transferred to the Secretary of Agriculture, and subsequent borrowings authorized in annual acts of Congress:

## THE TREASURY AND THE PUBLIC

"When authorized by Congress, the Secretary is authorized to make and issue notes for the purpose of obtaining funds in such amounts as the Congress may approve annually in appropriation Acts for making direct loans under this chapter.\*\*\* The Secretary of the Treasury is authorized and directed to purchase any notes of the Secretary issued hereunder. \*\*\* All redemptions, purchases, and sales by the Secretary of the Treasury of such notes shall be treated as public debt transactions of the United States." (7 U.S.C. 1988b).

- (e) The Postal Reorganization Act, approved August 12, 1970 provided borrowing authority as follows:

"(a) The Postal Service is authorized to borrow money and to issue and sell such obligations as it deems necessary to carry out the provisions of this title. The aggregate amount of such obligations outstanding at any one time shall not exceed \$10,000,000,000. \*\*\*" (39 U.S.C. 2005). "For the purpose of any purchase of the obligations of the Postal Service, the Secretary of the Treasury is authorized to use as a public debt transaction the proceeds from the sale of any securities issued under the Second Liberty Bond Act, as now or hereafter in force. \*\*\*" (39 U.S.C. 2007).

- (f) The Federal Financing Bank Act of 1973, Public Law 93-224, approved December 29, 1973,

"established a body corporate to be known as the Federal Financing Bank\*\*\* subject to the general supervision and direction of the Secretary of the Treasury \*\*\*" for the purpose of assuring coordination of Federal and federally assisted borrowing programs" \*\*\* with the overall economic and fiscal policies of the Government, to reduce the costs of Federal and federally assisted borrowing from the public, and to assure that such borrowings are financed in a manner least disruptive of private financial markets and institutions." Sec. 9 states that "the Bank (FFB) is authorized, with the approval of the Secretary of the Treasury, to issue publicly and have outstanding at any one time not in excess of \$15,000,000,000, or such additional amounts as may be authorized in appropriation Acts,\*\*\*. All purchases and sales by the Secretary of the Treasury of such obligations \*\*\* shall be treated as public debt transactions of the United States. \*\*\*" Sec. 12 further states that "\*\*\* nothing herein shall affect the budget status \*\*\* the receipts and disbursements of the Bank in the discharge of its functions shall not be included in the totals of the budget of United States Government and shall be exempt from any general limitation imposed by statute on expenditures and net lending (budget outlays) of the United States."

### 3. PROCEDURE AND EFFECT

Generally, borrowing authority is without fiscal year limitation; however, a limitation is usually provided as to the maximum amount of borrowings repayable to the Treasury that can be outstanding at any one time. The amount so authorized, together with collections and earnings realized under the program, remain available to the agency for an indefinite period. The amounts of borrowings are generally credited by the Treasury to a revolving fund account for the borrowing agency; repayments of borrowings reduce the agency's operating fund and restore the authorization for additional borrowings.

From time to time borrowing provisions are contained in annual departmental appropriation acts and the borrowing activity of agencies is reflected annually in the fiscal year accounts. In such instances, repayments by the agencies do not restore borrowing authorities, and any additional authority to borrow must be provided by new legislation.

Where borrowings are made for programs which are nonrevenue-producing, or which result in losses, the Congress has authorized cancellations of the notes or other securities held by the Secretary of the Treasury. Where the authorities are for an indefinite period, cancellations result in a restoration of borrowing authority in an equivalent amount. Advances and repayments of borrowings do not affect the administrative budget surplus or deficit. Only actual expenditures by borrowing agencies for authorized program purposes, or the recoveries and/or realizations on related assets, have such effect. This is the same as for agency programs financed by appropriations acts.

Conforming with the provisions of law regarding the treatment of these borrowings as public debt transactions, it can be said that the proceeds from public debt issues are used to purchase notes from borrowing agencies and repayments by such agencies are applied toward the redemption of public debt securities.

### 4. EXPLANATION OF TABLES

Table 3 - Status of Authority to Borrow from the Treasury and the Public, By Agency and Program - Relates to the activity and status of authorities during the current fiscal year and transition quarter, by agency and program. Reflects the amounts of unused authority at beginning of the year, increases in authority, adjustments, borrowings from Treasury, repayments which restore authority, nonrestoring repayments, and unused authority at end of the fiscal year and transition quarter.

Table 4 - Status of Borrowings from the Treasury Handled as Public Debt Transactions The data in this table relates to current fiscal year and transition quarter borrowing transactions by the various agencies and programs. Figures are presented for current year and transition quarter activity, showing borrowings outstanding at the beginning of the period, net borrowings or repayments, transfers between agencies, cancellations of bonds and notes authorized by Congress and borrowings outstanding at the end of the period.

Table 5 - Status of Obligational Authority Relating to Public and Agency Debt, Contract Authority and Certain Permanent Indefinite Appropriations - The data in this table presents, for the obligational authorities specified, balances at the beginning of the period, new obligational authority, borrowings, repayments and adjustments, and closing balances.

Table 3 - STATUS OF AUTHORITY TO BORROW FROM THE TREASURY

Agency & Program	Unused Authority Beginning of Period	Increases in authority granted by Congress	Adjustments in Authority
<b>PART I - BORROWINGS FROM THE TREASURY UNDER PUBLIC DEBT AUTHORITY</b>			
<u>FUNDS APPROPRIATED TO THE PRESIDENT</u>			
International Development Assistance:			
Special Payments to International Financial Institutions:			
Fiscal year.....	\$5,715,000,000.00	-----	-----
Transition quarter.....	5,715,000,000.00	-----	-----
Agency for International Development:			
Mutual defense program-economic assistance:			
Fiscal year.....	-----	-----	-----
Transition quarter.....	-----	-----	-----
Overseas Private Investment Corporation:			
Fiscal year.....	100,000,000.00	-----	-----
Transition quarter.....	100,000,000.00	-----	-----
<u>DEPARTMENT OF AGRICULTURE</u>			
Commodity Credit Corporation fund:			
Fiscal year.....	9,453,630,494.46	-----	-----
Transition quarter.....	11,659,952,090.15	-----	-----
Rural Electrification Administration:			
Rural electrification administration loans:			
Fiscal year.....	455,634,525.28	-----	-----
Transition quarter.....	455,634,525.28	-----	-----
Farmers Home Administration:			
Agricultural credit insurance fund:			
Fiscal year.....	2,949,732.69	-----	\$221,050,267.31
Transition quarter.....	224,000,000.00	-----	-221,050,267.31
Rural development insurance fund:			
Fiscal year.....	1,148,451,030.77	-----	-498,451,030.77
Transition quarter.....	615,000,000.00	-----	709,708,805.06
Rural housing insurance fund:			
Fiscal year.....	1,748,965,541.50	-----	-748,965,541.50
Transition quarter.....	800,000,000.00	-----	748,965,541.50
<u>DEPARTMENT OF DEFENSE - CIVIL</u>			
<u>THE PANAMA CANAL</u>			
Panama Canal Company fund:			
Fiscal year.....	40,000,000.00	-----	-----
Transition quarter.....	40,000,000.00	-----	-----
<u>DEPARTMENT OF HOUSING AND URBAN DEVELOPMENT</u>			
Housing Programs:			
Federal Housing Administration fund:			
General insurance fund:			
Fiscal year.....	-----	$\frac{3}{4}$ \$690,000,000.00	-----
Transition quarter.....	-----	$\frac{4}{4}$ 120,000,000.00	-----
Special risk insurance fund:			
Fiscal year.....	-----	$\frac{2}{4}$ 299,000,000.00	-----
Transition quarter.....	-----	$\frac{4}{4}$ 92,000,000.00	-----
College housing loans:			
Fiscal year.....	964,000,000.00	-----	-----
Transition quarter.....	964,000,000.00	-----	-964,000,000.00
Low rent public housing:			
Fiscal year.....	1,500,000,000.00	-----	-----
Transition quarter.....	1,500,000,000.00	-----	-----
Revolving funds, liquidating programs:			
Fiscal year.....	-----	-----	-----
Transition quarter.....	-----	-----	-----
Government National Mortgage Association:			
Special assistance functions:			
Fiscal year.....	3,703,191,463.53	-----	$\frac{5}{1}$ -2,053,186,463.53
Transition quarter.....	1,996,701,000.00	-----	2,557,081,802.45

AND THE PUBLIC BY AGENCY AND PROGRAM

Borrowings	Repayments which Restore Borrowing Authority	Repayments which do not Restore Borrowing Authority	Net Borrowing (-) or Repayments which Affect Borrowing Authority	Unused Authority End of period
-----	-----	-----	-----	\$5,715,000,000.00
-----	-----	-----	-----	5,715,000,000.00
-----	-----	1/ \$233,023,717.47	-----	-----
-----	-----	-----	-----	100,000,000.00
-----	-----	-----	-----	100,000,000.00
\$2,549,652,002.30	\$4,755,973,597.99	-----	\$2,206,321,595.69	11,659,952,090.15
1,034,000,000.00	318,054,592.33	-----	-715,945,407.67	10,944,006,682.48
-----	-----	-----	-----	455,634,525.28
-----	-----	-----	-----	455,634,525.28
-----	-----	-----	-----	2/ 224,000,000.00
-----	-----	-----	-----	2,949,732.69
35,000,000.00	-----	-----	-35,000,000.00	2/ 615,000,000.00
75,000,000.00	-----	-----	-75,000,000.00	1,249,708,805.06
200,000,000.00	-----	-----	-200,000,000.00	2/ 800,000,000.00
75,000,000.00	-----	-----	-75,000,000.00	1,473,965,541.50
-----	-----	-----	-----	40,000,000.00
-----	-----	-----	-----	40,000,000.00
690,000,000.00	-----	-----	-690,000,000.00	-----
120,000,000.00	-----	-----	-120,000,000.00	-----
299,000,000.00	-----	-----	-299,000,000.00	-----
92,000,000.00	-----	-----	-92,000,000.00	-----
-----	-----	-----	-----	964,000,000.00
-----	-----	-----	-----	-----
-----	-----	-----	-----	1,500,000,000.00
-----	-----	-----	-----	1,500,000,000.00
-----	-----	385,500,000.00	-----	-----
-----	-----	-----	-----	-----
1,457,309,000.00	1,804,005,000.00	-----	346,696,000.00	1,996,701,000.00
589,268,000.00	184,040,000.00	-----	-405,228,000.00	4,148,554,802.45



Table 3 - STATUS OF AUTHORITY TO BORROW FROM THE TREASURY

Agency & Program	Unused Authority Beginning of Period	Increases in Authority Granted by Congress	Adjustments in Authority
PART I - BORROWING FROM THE TREASURY UNDER PUBLIC DEBT AUTHORITY Continued			
<u>DEPARTMENT OF HOUSING AND URBAN DEVELOPMENT - Continued</u>			
Government National Mortgage Association - Continued:			
Emergency home loan program:			
Fiscal year.....	\$5,393,654,790.35	-----	-\$1,898,334,790.35
Transition quarter.....	2,437,550,000.00	\$6,750,000,000.00	2,296,486,785.89
Management and liquidating functions:			
Fiscal year.....	-----	-----	-----
Transition quarter.....	-----	-----	-----
Loans for secondary market operations:			
Fiscal year.....	2,250,000,000.00	-----	-----
Transition quarter.....	2,250,000,000.00	-----	-----
Community Planning and Development:			
Urban renewal fund:			
Fiscal year.....	200,000,000.00	-----	-----
Transition quarter.....	200,000,000.00	-----	-----
New Communities Administration:			
New communities guarantee fund, title IV:			
Fiscal year.....	-----	3/ 1,770,500.00	-----
Transition quarter.....	-----	4/ 363,000.00	-----
New communities guarantee fund, title VII:			
Fiscal year.....	-----	3/ 6,670,500.00	-----
Transition quarter.....	-----	4/ 20,495,375.34	162,510.29
Federal Insurance Administration:			
National insurance development fund:			
Fiscal year.....	250,000,000.00	-----	-----
Transition quarter.....	250,000,000.00	-----	-----
National flood insurance fund:			
Fiscal year.....	430,076,441.74	-----	-----
Transition quarter.....	384,180,985.40	-----	-----
<u>DEPARTMENT OF THE INTERIOR</u>			
Bureau of Mines:			
Helium fund:			
Fiscal year.....	3,127,000.00	-----	-----
Transition quarter.....	4,127,000.00	-----	-----
Bonneville Power Administration fund:			
Fiscal year.....	1,250,000,000.00	-----	-----
Transition quarter.....	1,250,000,000.00	-----	-----
<u>DEPARTMENT OF TRANSPORTATION</u>			
Federal Railroad Administration:			
Rail service assistance:			
Fiscal year.....	-----	3/ 52,479,300.00	-----
Transition quarter.....	-----	-----	-----
Regional rail reorganization:			
Fiscal year.....	-----	3/ 1,522,086.15	-----
Transition quarter.....	-----	-----	-----
Saint Lawrence Seaway Development Corporation fund:			
Fiscal year.....	6,200,000.00	-----	-----
Transition quarter.....	6,200,000.00	-----	-----
<u>INDEPENDENT AGENCIES</u>			
District of Columbia: 6/			
Stadium sinking fund, armory board:			
Fiscal year.....	-----	7/ 831,600.00	-----
Transition quarter.....	-----	-----	-----

AND THE PUBLIC BY AGENCY AND PROGRAM -- Continued

Borrowings	Repayments which Restore Borrowing Authority	Repayments which do not Restore Borrowing Authority	Net Borrowing (-) or Repayments which Affect Borrowing Authority	Unused Authority End of Period
\$2,474,150,000.00 401,484,000.00	\$1,416,380,000.00 1,023,320,000.00	----- -----	-\$1,057,770,000.00 621,836,000.00	\$ 2,437,550,000.00 12,105,872,785.89
----- -----	----- -----	----- -----	----- -----	----- -----
----- -----	----- -----	----- -----	----- -----	2,250,000,000.00 2,250,000,000.00
----- -----	----- -----	----- -----	----- -----	200,000,000.00 200,000,000.00
1,770,500.00 363,000.00	----- -----	----- -----	-1,770,500.00 -363,000.00	----- -----
6,670,500.00 20,495,375.34	----- -----	----- -----	-6,670,500.00 -20,495,375.34	----- 162,510.29
----- -----	----- -----	----- -----	----- -----	250,000,000.00 250,000,000.00
91,188,715.46 4,024,105.03	45,293,259.12 -----	----- -----	-45,895,456.34 -4,024,105.03	384,180,985.40 380,156,880.37
----- 1,000,000.00	1,000,000.00 -----	----- -----	1,000,000.00 -1,000,000.00	4,127,000.00 3,127,000.00
----- -----	----- -----	----- -----	----- -----	1,250,000,000.00 1,250,000,000.00
52,479,300.00 -----	----- -----	----- -----	-52,479,300.00 -----	----- -----
249,399,603.38 -----	247,876,917.23 -----	----- -----	-1,522,086.15 -----	----- -----
----- -----	----- -----	\$1,400,000.00 -----	----- -----	6,200,000.00 6,200,000.00
831,600.00 -----	----- -----	----- 831,600.00	- 831,600.00 -----	----- -----

Table 3 - STATUS OF AUTHORITY TO BORROW FROM THE TREASURY

Agency & Program	Unused Authority Beginning of Period	Increases in Authority Granted by Congress	Adjustments in Authority
PART I - BORROWINGS FROM THE TREASURY UNDER PUBLIC DEBT AUTHORITY Continued			
<u>INDEPENDENT AGENCIES-- Continued</u>			
Federal Deposit Insurance Corporation fund:			
Fiscal year.....	\$3,000,000,000.00	-----	-----
Transition quarter.....	3,000,000,000.00	-----	-----
Federal Home Loan Bank Board:			
Federal home loan bank board revolving fund:			
Fiscal year.....	4,752,512,295.05	-----	-----
Transition quarter.....	4,466,045,930.68	-----	-\$2,000,000,000.00
Federal Savings and Loan Insurance Corporation fund:			
Fiscal year.....	750,000,000.00	-----	-----
Transition quarter.....	750,000,000.00	-----	-----
National Credit Union Administration:			
National credit union share insurance fund:			
Fiscal year.....	100,000,000.00	-----	-----
Transition quarter.....	100,000,000.00	-----	-----
Securities and Exchange Commission:			
Securities investor protection corporation fund:			
Fiscal year.....	1,000,000,000.00	-----	-----
Transition quarter.....	1,000,000,000.00	-----	-----
United States Information Agency:			
Information media guarantee fund:			
Fiscal year.....	5,873,610.67	-----	-----
Transition quarter.....	5,873,610.67	-----	-----
<u>OFF-BUDGET FEDERAL AGENCIES</u>			
Rural Electrification Administration:			
Rural electrification and telephone revolving fund:			
Fiscal year.....	1,770,802,546.11	\$1,000,000,000.00	-----
Transition quarter.....	2,667,992,546.11	-----	-1,375,452,592.74
Rural Telephone Bank:			
Fiscal year.....	-----	2/ 59,318,000.00	-----
Transition quarter.....	-----	4/ 9,345,000.00	-----
Housing for the elderly or handicapped:			
Fiscal year.....	100,000,000.00	8/ 275,000,000.00	-----
Transition quarter.....	375,000,000.00	10/ 375,000,000.00	-143,201,888.96
Pension Benefit Guaranty Corporation:			
Fiscal year.....	100,000,000.00	-----	-----
Transition quarter.....	100,000,000.00	-----	-----
Export-Import Bank of the United States:			
Regular lending activities:			
Fiscal year.....	5,792,923,051.96	-----	-----
Transition quarter.....	5,989,176,103.48	-----	-----
Federal Financing Bank:			
Fiscal year.....	-----	2/ 8,947,164,688.82	-----
Transition quarter.....	-----	4/ 3,471,157,021.06	-----
U. S. Postal Service:			
Fiscal year.....	8,250,000,000.00	-----	-1,248,000,000.00
Transition quarter.....	7,002,000,000.00	-----	-500,000,000.00
Total relating to borrowings from the Treasury:			
Fiscal year.....	60,236,992,524.11	11,333,756,674.97	-6,225,887,558.84
Transition quarter.....	56,308,433,791.77	10,838,360,396.40	1,108,700,696.18

AND THE PUBLIC BY AGENCY AND PROGRAM - Continued

Borrowings	Repayments which Restore Borrowing Authority	Repayments which do not Restore Borrowing Authority	Net Borrowing (-) or Repayments which Affect Borrowing Authority	Unused Authority End of Period
				\$3,000,000,000.00
				3,000,000,000.00
\$326,000,000.00	\$39,533,635.63		-\$286,466,364.37	4,466,345,930.68
	43,271,266.95		43,271,266.95	2,509,317,197.63
				750,000,000.00
				750,000,000.00
				100,000,000.00
				100,000,000.00
				1,000,000,000.00
				1,000,000,000.00
				5,873,610.67
				5,873,610.67
369,005,000.00	266,195,000.00		-102,810,000.00	2,667,902,546.11
96,098,000.00	198,908,000.00		102,810,000.00	1,395,349,953.37
59,318,000.00			-59,318,000.00	
9,345,000.00			-9,345,000.00	
				8/375,000,000.00
				8/606,798,111.04
				100,000,000.00
				100,000,000.00
1,168,600,000.00	1,364,853,051.52		196,253,051.52	9/5,989,176,103.48
314,400,000.00	252,200,000.00		-62,200,000.00	5,926,976,103.48
16,609,210,653.48	7,662,045,964.66		-8,947,164,688.82	
4,881,701,758.97	1,410,544,737.91		-3,471,157,021.06	
				10/11/7,002,000,000.00
				6,502,000,000.00
26,639,584,274.62	17,603,156,426.15	\$619,923,717.47	-9,036,427,848.47	56,308,433,791.77
7,714,179,239.34	3,430,338,597.19	831,600.00	-4,283,840,642.15	63,971,654,242.20

Table 3 -- STATUS OF AUTHORITY TO BORROW FROM THE TREASURY

Agency & Program	Unused Authority Beginning of Period	Increases in Authority Granted by Congress	Adjustments in Authority
PART II - BORROWINGS FROM THE PUBLIC UNDER AGENCY DEBT AUTHORIZATIONS			
<u>DEPARTMENT OF DEFENSE - MILITARY</u>			
Family Housing:			
Family housing mortgages:			
Fiscal year.....	-----	-----	12/ -\$103,877,568.98
Transition quarter.....	-----	-----	-35,128,419.79
Home owners assistance mortgages:			
Fiscal year.....	\$2,892,483.34	-----	-----
Transition quarter.....	3,322,555.07	-----	-----
<u>DEPARTMENT OF HOUSING AND URBAN DEVELOPMENT</u>			
Housing Programs:			
Federal Housing Administration fund:			
Fiscal year.....	-----	-----	94,133,800.00
Transition quarter.....	-----	-----	-2,950,750.00
Government National Mortgage Association:			
Management and liquidating functions fund:			
Participation certificates:			
Fiscal year.....	-----	-----	-----
Transition quarter.....	-----	-----	-----
Special assistance functions fund:			
Participation Certificates:			
Fiscal year.....	-----	-----	-----
Transition quarter.....	-----	-----	-----
<u>DEPARTMENT OF TRANSPORTATION</u>			
Coast Guard:			
Family housing mortgages:			
Fiscal year.....	-----	-----	-----
Transition quarter.....	-----	-----	-----
<u>VETERANS ADMINISTRATION</u>			
Direct loans to veterans and reserves:			
Participation certificates:			
Fiscal year.....	-----	-----	-----
Transition quarter.....	-----	-----	-----
Loan guaranty revolving fund:			
Participation certificates:			
Fiscal year.....	-----	-----	-----
Transition quarter.....	-----	-----	-----
<u>INDEPENDENT AGENCIES</u>			
Federal Home Loan Bank Board:			
Federal home loan bank board revolving fund:			
Fiscal year.....	10,055,000.00	-----	-----
Transition quarter.....	10,055,000.00	-----	-----
Tennessee Valley Authority fund:			
Fiscal year.....	1,340,000,000.00	-----	-----
Transition quarter.....	595,000,000.00	\$10,000,000,000.00	-----
<u>OFF-BUDGET FEDERAL AGENCIES</u>			
Rural Electrification Administration:			
Rural Telephone Bank:			
Telephone debentures:			
Fiscal year.....	2,890,212,445.00	-----	-----
Transition quarter.....	2,890,212,445.00	-----	-2,535,509,321.51
Federal Financing Bank:			
Fiscal year.....	14,991,000,000.00	-----	-----
Transition quarter.....	14,991,000,000.00	-----	-----

AND THE PUBLIC BY AGENCY AND PROGRAM - Continued

Borrowing	Repayments which Restore Borrowing Authority	Repayments which do not Restore Borrowing Authority	Net Borrowing (-) or Repayments which Affect Borrowing Authority	Unused Authority End of Period
\$73,765.32	\$103,951,334.30 35,128,419.79	----- -----	\$103,877,568.98 35,128,419.79	----- -----
2,365,454.99 328,780.13	2,795,526.72 310,373.94	----- -----	430,071.73 -18,406.19	\$3,322,555.07 3,304,148.88
153,592,150.00 9,776,950.00	59,458,350.00 12,727,700.00	----- -----	-94,133,800.00 2,950,750.00	----- -----
----- -----	----- -----	\$15,112,000.00 18,624,000.00	----- -----	----- -----
----- -----	----- -----	25,861,000.00	----- -----	----- -----
----- -----	----- -----	187,224.92 48,060.54	----- -----	----- -----
----- -----	----- -----	32,522,000.00 16,376,000.00	----- -----	----- -----
----- -----	----- -----	6,505,000.00	----- -----	----- -----
----- -----	----- -----	----- -----	----- -----	10,055,000.00 10,055,000.00
3,145,000,000.00 1,370,000,000.00	2,400,000,000.00 915,000,000.00	----- -----	<u>13/</u> -745,000,000.00 <u>14/</u> -455,000,000.00	595,000,000.00 10,140,000,000.00
----- -----	----- -----	----- -----	----- -----	2,890,212,445.00 354,703,123.49
----- -----	3,925,000.00	----- -----	3,925,000.00	14,991,000,000.00 14,796,925,000.00

Table 3 - STATUS OF AUTHORITY TO BORROW FROM THE TREASURY

Agency & Program	Unused Authority Beginning of Period	Increases in Authority Granted by Congress	Adjustments in Authority
<b>PART II - BORROWINGS FROM THE PUBLIC UNDER AGENCY DEBT AUTHORIZATIONS</b>			
Continued			
<b>OFF-BUDGET FEDERAL AGENCIES</b>			
Continued			
Export - Import Bank of the United States:			
Agency Securities:			
Fiscal year.....	\$1,826,501,443.61	-----	-----
Transition quarter.....	891,301,443.61	\$1,101,632,551.46	-\$150,256,533.62
U. S. Postal Service:			
Fiscal year.....	-----	-----	1,248,000,000.00
Transition quarter.....	-----	-----	500,000,000.00
Total relating to borrowings under agency debt authorizations:			
Fiscal year.....	21,060,661,371.95	-----	1,238,256,231.02
Transition quarter.....	13,380,891,443.68	11,101,632,551.46	-2,223,875,024.92

Note: -- In certain instances the Congress authorizes agencies to borrow either from the Secretary of the Treasury or from however, a minimum amount of borrowings that can be outstanding at any one time under the combined authority is usually established authority should not be combined since this would involve a duplication or overstatement of the maximum authority set by the

- 1/ These repayments were deposited in miscellaneous receipts of the United States Treasury.
- 2/ Authority to borrow from the Treasury is indefinite. Amount shown represents unpaid obligations and unobligated amounts, less the available fund balances and other receivables.
- 3/ Authority to borrow from the Treasury is indefinite in amount. This figure represents amounts borrowed from the Treasury during the fiscal year.
- 4/ Authority to borrow from the Treasury is indefinite in amount. This figure represents amounts borrowed from the Treasury during the transition quarter.
- 5/ Represents funds applied to other than lending subject to loan authorizations.
- 6/ Authorized to borrow from the Treasury for payment of interest on or retirement of principal on stadium bonds issued to the public in accordance with an act approved July 28, 1958 (72 Stat. 423).
- 7/ Represents borrowing from the Treasury.
- 8/ Borrowing authority of \$1,475,000,000 pursuant to 90 stat. 1074 limit to 750,000,000 through period ending September 30, 1976, by P.L. 94-303.

## AND THE PUBLIC BY AGENCY AND PROGRAM - Continued

Borrowings	Repayments which Restore Borrowing Authority	Repayments which do not Restore Borrowing Authority	Net Borrowing (-) or Repayments which Affect Borrowing Authority	Unused Authority End of Period
\$2,785,000,000.00 488,200,000.00	\$1,849,800,000.00 337,450,000.00	----- -----	<sup>12/</sup> \$935,200,000.00 <sup>14/</sup> -150,750,000.00	\$891,301,443.61 1,691,897,461.45
1,500,000,000.00 500,000,000.00	252,000,000.00 -----	----- -----	<sup>13/</sup> -1,248,000,000.00 <sup>13/</sup> -500,000,000.00	----- -----
7,536,031,370.31 2,368,305,730.13	4,668,005,211.02 1,309,541,493.73	\$80,187,224.82 35,048,000.04	2,918,026,159.20 -1,058,764,236.40	19,380,891,443.68 27,199,884,733.82

the Public. In most of these cases, Congress provides specified limitation and conditions for each type of borrowing authority; in the provision of Law. Therefore, amounts shown in Parts I and II of this table for agencies having both types of borrowing Congress.

<sup>9/</sup> Agency securities sold by the bank amounted to \$2,593,115,000 outstanding as of June 30, 1976 and \$2,000,315,000 outstanding as of September 30, 1976. The unused authority to borrow from the Treasury has not been reduced thereby, since the bank may borrow from the Treasury to liquidate these securities.

<sup>10/</sup> Borrowing authority of \$10,000,000 reduced by \$250 million borrowed from the public and \$2,748 million borrowed from the Federal Financing Bank.

<sup>11/</sup> Borrowing authority of \$10,000,000 reduced by \$250 million borrowed from the public and \$3,248 million borrowed from the Federal Financing Bank.

<sup>12/</sup> Represents appropriations applied to reduction of agency debt.

<sup>13/</sup> Represents net borrowings from the Federal Financing Bank in lieu of agency debt.

<sup>14/</sup> Represents net borrowings from the Federal Financing Bank and from the public.



**Table 4 - STATUS OF BORROWINGS FROM THE TREASURY HANDLED AS PUBLIC DEBT  
TRANSACTIONS, FISCAL YEAR 1976 AND TRANSITION QUARTER**

Purpose of Advances and Agency	Citation	Borrowings Outstanding Beginning of Period	Net Borrowings or Repayments(-) 1/ 2/	Transfer Between Agencies	Cancellation of Bonds or Notes	Borrowings Outstanding End of Period
<u>FUNDS APPROPRIATED TO THE PRESIDENT</u>						
Agency for International Development: Mutual defense program-economic assistance:	22 U.S.C. 1509(e) (2)					
Fiscal year.....		\$233,023,717.47	-\$233,023,717.47	-----	-----	-----
Transition quarter.....		-----	-----	-----	-----	-----
<u>DEPARTMENT OF AGRICULTURE</u>						
Commodity Credit Corporation:	15 U.S.C. 713 a-4					
Fiscal year.....		5,046,369,505.54	-2,206,321,595.69	-----	-----	\$2,840,047,909.85
Transition quarter.....		2,840,047,909.85	715,945,407.67	-----	-----	3,555,993,317.52
Rural Electrification Administration Loans: 2/	7 U.S.C. 903					
Fiscal year.....		6,563,236,067.68	-----	-----	-----	6,563,236,067.68
Transition quarter.....		6,563,236,067.68	-----	-----	-----	6,563,236,067.68
Farmers Home Administration:						
Agriculture credit insurance fund:	7 U.S.C. 1005c 1929c					
Fiscal year.....		676,000,000.00	-----	-----	-----	676,000,000.00
Transition quarter.....		676,000,000.00	-----	-----	-----	676,000,000.00
Rural development insurance fund:	7 U.S.C. 1929a(d)					
Fiscal year.....		250,000,000.00	35,000,000.00	-----	-----	285,000,000.00
Transition quarter.....		285,000,000.00	75,000,000.00	-----	-----	360,000,000.00
Rural housing insurance fund:	42 U.S.C. 1481, 1487 (h), 1488					
Fiscal year.....		555,717,972.54	200,000,000.00	-----	-----	755,717,972.54
Transition quarter.....		755,717,972.54	75,000,000.00	-----	-----	830,717,972.54
<u>DEPARTMENT OF HOUSING AND URBAN DEVELOPMENT</u>						
Office of the Secretary:						
College housing Loans:	12 U.S.C. 1749(d)(e)					
Fiscal year.....		2,811,000,000.00	-----	-----	-----	2,811,000,000.00
Transition quarter.....		2,811,000,000.00	-----	-----	-----	2,811,000,000.00
National flood insurance fund:	42 U.S.C. 4016(a)					
Fiscal year.....		69,923,558.26	45,895,456.34	-----	-----	115,819,014.60
Transition quarter.....		115,819,014.60	4,024,105.03	-----	-----	119,843,119.63
New communities guarantee fund, Title IV:	42 U.S.C. 3906					
Fiscal year.....		-----	17,705,000.00	-----	-----	17,705,000.00
Transition quarter.....		17,705,000.00	363,000.00	-----	-----	2,133,500.00
New communities guarantee fund, Title VII:	42 U.S.C. 4518 (L)					
Fiscal year.....		-----	6,670,500.00	-----	-----	6,670,500.00
Transition quarter.....		6,670,500.00	20,495,375.34	-----	-----	27,165,875.34
Revolving fund, liquidating programs:	Act, August 22, 1974					
Fiscal year.....		385,500,000.00	-385,500,000.00	-----	-----	-----
Transition quarter.....		-----	-----	-----	-----	-----

**Table 4 - STATUS OF BORROWINGS FROM THE TREASURY HANDLED AS PUBLIC DEBT  
TRANSACTIONS, FISCAL YEAR 1976 AND TRANSITION QUARTER - Continued**

Purpose of Advances and Agency	Citation	Borrowings Outstanding Beginning of Period	Net Borrowings or Repayments (-) 1/ 2/	Transfer Between Agencies	Cancellation of Bonds or Notes	Borrowings Outstanding End of Period
<u>DEPARTMENT OF HOUSING AND URBAN DEVELOPMENT-Continued</u>						
Urban renewal fund:	42 U.S.C. 1452(e)(f)					
Fiscal year.....		\$800,000,000.00	-----	-----	-----	\$800,000,000.00
Transition quarter.....		800,000,000.00	-----	-----	-----	800,000,000.00
Federal Housing Administration:						
General insurance fund:	12 U.S.C. 1735 d (b)					
Fiscal year.....		2,037,268,000.00	\$690,000,000.00	-----	-----	2,727,268,000.00
Transition quarter.....		2,727,268,000.00	120,000,000.00	-----	-----	2,847,268,000.00
Special Risk insurance fund:	12 U.S.C. 1735 d (b)					
Fiscal year.....		1,640,000,000.00	299,000,000.00	-----	-----	1,939,000,000.00
Transition quarter.....		1,939,000,000.00	92,000,000.00	-----	-----	2,031,000,000.00
Government National Mortgage Association:						
Emergency home loan program:	12 U.S.C. 1723(e)					
Fiscal year.....		504,680,000.00	1,057,770,000.00	-----	-----	1,562,450,000.00
Transition quarter.....		1,562,450,000.00	-621,836,000.00	-----	-----	940,614,000.00
Management and liquidating, functions:	12 U.S.C. 1721(d)					
Fiscal year.....		58,190,000.00	-----	-----	-----	58,190,000.00
Transition quarter.....		58,190,000.00	-----	-----	-----	58,190,000.00
Special assistance functions:	12 U.S.C. 1720(d)					
Fiscal year.....		4,849,995,000.00	-346,696,000.00	-----	-----	4,503,299,000.00
Transition quarter.....		4,503,299,000.00	405,228,000.00	-----	-----	4,908,527,000.00
<u>DEPARTMENT OF THE INTERIOR</u>						
Bureau of Mines:						
Helium fund:	50 U.S.C. 167j					
Fiscal year.....		251,650,000.00	-1,000,000.00	-----	-----	250,650,000.00
Transition quarter.....		250,650,000.00	1,000,000.00	-----	-----	251,650,000.00
<u>DEPARTMENT OF TRANSPORTATION</u>						
Rail Service Assistance:	45 U.S.C. 664(a)					
Fiscal year.....		-----	52,479,300.00	-----	-----	52,479,300.00
Transition quarter.....		52,479,300.00	-----	-----	-----	52,479,300.00
Regional Rail Reorganization:	45 U.S.C. 720(e)					
Fiscal year.....		-----	1,522,086.15	-----	-----	1,522,086.15
Transition quarter.....		1,522,086.15	-----	-----	-----	1,522,086.15
Saint Lawrence Seaway Development Corporation:	33 U.S.C. 985					
Fiscal year.....		119,876,050.53	-1,400,000.00	-----	-----	118,476,050.53
Transition quarter.....		118,476,050.53	-----	-----	-----	118,476,050.53
<u>VETERANS ADMINISTRATION</u>						
Veterans Administration (Veterans direct Loan program):	38 U.S.C. 1823					
Fiscal year.....		1,730,077,996.00	-----	-----	-----	1,730,077,996.00
Transition quarter.....		1,730,077,996.00	-----	-----	-----	1,730,077,996.00

**Table 4 - STATUS OF BORROWINGS FROM THE TREASURY HANDLED AS PUBLIC DEBT  
TRANSACTIONS, FISCAL YEAR 1976 AND TRANSITION QUARTER - Continued**

Purpose of Advances and Agency	Citation	Borrowings Outstanding Beginning of Period	Net Borrowings or Repayments (-) <u>1/</u> <u>2/</u>	Transfer Between Agencies	Cancellation of Bonds or Notes	Borrowings Outstanding End of Period
<u>INDEPENDENT AGENCIES</u>						
District of Columbia: District of Columbia Stadium Fund:	Act, July 28, 1958					
Fiscal year.....		\$831,600.00	\$831,600.00	-----	-----	\$1,663,200.00
Transition quarter.....		1,663,200.00	-831,600.00	-----	-----	831,600.00
Federal Home Loan Bank Board: Federal home loan banks:	12 U.S.C. 1431 (i)					
Fiscal year.....		1,247,487,704.95	286,466,364.37	-----	-----	1,533,954,069.32
Transition quarter.....		1,533,954,069.32	-43,271,266.95	-----	-----	1,490,682,802.37
Smithsonian Institution: John F. Kennedy center, parking facilities:	Act, January 23, 1974					
Fiscal year.....		20,400,000.00	-----	-----	-----	20,400,000.00
Transition quarter.....		20,400,000.00	-----	-----	-----	20,400,000.00
Tennessee Valley Authority:	16 U.S.C. 831 m - 3					
Fiscal Year.....		150,000,000.00	-----	-----	-----	150,000,000.00
Transition quarter.....		150,000,000.00	-----	-----	-----	150,000,000.00
United States Information Agency: Informational media guarantee fund:	22 U.S.C. 1442 (b)					
Fiscal year.....		22,114,000.00	-----	-----	-----	22,114,000.00
Transition quarter.....		22,114,000.00	-----	-----	-----	22,114,000.00
<u>OFF BUDGET FEDERAL AGENCIES</u>						
Rural electrification and telephone revolving fund:	7 U.S.C. 903					
Fiscal year.....		845,871,475.00	102,810,000.00	-----	-----	948,681,475.00
Transition quarter.....		948,681,475.00	-102,810,000.00	-----	-----	845,871,475.00
Rural Telephone Bank: <sup>3/</sup>	7 U.S.C. 947					
Fiscal year.....		132,070,000.00	59,318,000.00	-----	-----	191,388,000.00
Transition quarter.....		191,388,000.00	9,345,000.00	-----	-----	200,733,000.00
Export - Import Bank of the United States: <sup>4/</sup> Regular activities:	12 U.S.C. 635 d					
Fiscal year.....		207,076,948.04	-196,253,051.52	-----	-----	10,823,896.52
Transition quarter.....		10,823,896.52	62,200,000.00	-----	-----	73,023,896.52
Federal Financing Bank: <sup>5/</sup>	12 U.S.C. 2288 (b)					
Fiscal year.....		13,466,003,325.84	8,947,164,688.82	-----	-----	22,413,168,014.66
Transition quarter.....		22,413,168,014.66	3,471,157,021.06	-----	-----	25,884,325,035.72
Total Advances on bonds and notes						
Fiscal year.....		44,674,362,921.85	8,416,504,131.00	-----	-----	53,090,867,052.85
Transition quarter.....		53,090,867,052.85	4,283,009,042.15	-----	-----	57,373,876,095.00
<u>CAPITAL STOCK AND FOREIGN LOANS</u>						
Subscriptions to Capital Stock: Export - Import Bank of the United States: <sup>4/</sup>	12 U.S.C. 635 (b)					
Fiscal year.....		999,000,000.00	-----	-----	-----	999,000,000.00
Transition quarter.....		999,000,000.00	-----	-----	-----	999,000,000.00

**Table 4 – STATUS OF BORROWINGS FROM THE TREASURY HANDLED AS PUBLIC DEBT  
TRANSACTIONS, FISCAL YEAR 1976 AND TRANSITION QUARTER – Continued**

Purpose of Advances and Agency	Citation	Borrowings Outstanding Beginning of Period	Net Borrowings or Repayments (-) <u>1/ 2/</u>	Transfers Between Agencies	Cancellation of Bonds or Notes	Borrowings Outstanding End of Period
CAPITAL STOCK AND FOREIGN LOANS-Continued						
International Bank for Reconstruction and Development:	22 U.S.C. 686 (e)					
Fiscal year.....		\$635,000,000.00	-----	-----	-----	\$635,000,000.00
Transition quarter.....		635,000,000.00	-----	-----	-----	635,000,000.00
International Finance Corporation:	22 U.S.C. 282 (e)					
Fiscal year.....		35,168,000.00	-----	-----	-----	35,168,000.00
Transition quarter.....		35,168,000.00	-----	-----	-----	35,168,000.00
International Monetary Fund:	22 U.S.C. 286 (e)					
Fiscal year.....		2,325,000,000.00	-----	-----	-----	2,325,000,000.00
Transition quarter.....		2,325,000,000.00	-----	-----	-----	2,325,000,000.00
Foreign Loans:	22 U.S.C. 286					
Credit to the United Kingdom:						
Fiscal year.....		2,629,074,379.42	-\$71,312,076.00	-----	-----	2,557,762,303.42
Transition quarter.....		2,557,762,303.42	-227,865,679.45	-----	-----	2,329,896,623.97
Total Capital Stock and Foreign Loans:						
Fiscal year.....		6,623,242,379.42	-71,312,076.00	-----	-----	6,551,930,303.42
Transition quarter.....		6,551,930,303.42	-227,865,679.45	-----	-----	6,324,064,623.97
Grand Total:						
Fiscal year.....		51,297,605,301.27	8,345,192,055.00	-----	-----	59,642,797,356.27
Transition quarter.....		59,642,797,356.27	4,055,143,362.70	-----	-----	63,697,940,718.97

<sup>1/</sup> Includes repayments which affect and which do not affect borrowing authority.

<sup>2/</sup> Excludes refundings handled as public debt transactions amounting to \$5,671,503,091.60 for Fiscal Year 1976 and \$240,930,299.14 for the Transition Period, and exchanges of notes.

<sup>3/</sup> In accordance with an act approved May 11, 1973 (87 Stat.65-71), most outlays of the Rural Electrification Administration, including the Rural Telephone Bank, were classified outside the unified budget totals.

<sup>4/</sup> Pursuant to an act approved August 17, 1971 (85 Stat. 345-346) the receipts, expenditures, and net lending of this corporation were classified outside the unified budget totals, effective as of the close of business August 16, 1971.

<sup>5/</sup> Pursuant to an act approved December 29, 1973 (12 U.S.C. 2288 (b)) the receipts, expenditures, and net lending of the bank were classified outside the unified budget totals.

**Table 5 - STATUS OF OBLIGATIONAL AUTHORITY RELATING TO PUBLIC AND AGENCY DEBT, CONTRACT AUTHORITY,  
AND CERTAIN PERMANENT INDEFINITE APPROPRIATIONS - JUNE 30, 1976**

Agency	Balance June 30, 1975	New Obligational Authority	Net Borrowings and Repayments	Adjustments Cancellations Recissions	Balances June 30, 1976
<b>Borrowings</b>					
Treasury Public Debt:					
Unused authority.....	\$60,236,992,524.11	\$11,333,756,674.97	-\$9,036,427,848.47	-\$6,225,887,558.84	\$56,308,433,791.77
Outstanding debt.....	44,674,362,921.85	-----	9,036,427,848.47	-----	53,090,867,052.85
Repayment not increasing unused authority.....	-----	-----	-619,923,717.47	-----	-----
Agency Debt:					
Unused authority.....	21,060,661,371.95	-----	-2,918,026,159.29	1,238,256,231.02	19,380,891,443.68
Outstanding debt.....	17,936,530,937.06	-----	2,918,026,159.29	-----	20,774,369,871.43
Repayment not increasing unused authority.....	-----	-----	-80,187,224.92	-----	-----
Capital Stock and Foreign Loans					
Outstanding.....	6,623,242,379.42	-----	-71,312,076.00	-----	6,551,930,303.42
Contract Authority.....	r 209,112,720,929.32	21,496,117,421.64	-----	-15,529,606,888.94	215,079,231,462.02
Total, Unused authority.....	r 290,410,374,825.38	32,829,874,096.61	-11,954,454,007.76	-20,517,238,216.76	290,768,556,697.47
Total, Outstanding debt.....	69,234,136,238.33	-----	11,183,030,989.37	-----	80,417,167,227.70
Permanent Indefinite					
Public debt.....	-----	37,063,211,190.75	-----	-----	-----
Other.....	-----	7,199,732,653.60	-----	-----	-----
Total, New obligational authority fiscal year....	-----	77,092,817,940.96	-----	-----	-----

r-Revised

**Table 5 – STATUS OF OBLIGATIONAL AUTHORITY RELATING TO PUBLIC AND AGENCY DEBT, CONTRACT AUTHORITY, AND CERTAIN INDEFINITE APPROPRIATIONS – SEPTEMBER 30, 1976**

Agency	Balance June 30, 1976	New Obligational Authority	Net Borrowings and Repayments	Adjustments Cancellations Rescissions	Balance September 30, 1976
<b>Borrowings</b>					
<b>Treasury Public Debt:</b>					
Unused Authority.....	\$56,308,433,791.77	\$10,838,360,396.40	-\$4,283,840,642.15	\$1,108,700,696.18	\$63,971,654,242.20
Outstanding debt.....	53,090,867,052.85	-----	4,283,840,642.15	-----	57,373,876,095.00
Repayment not increasing unused authority.....	-----	-----	-831,600.00	-----	-----
<b>Agency Debt:</b>					
Unused authority.....	19,380,891,443.68	11,101,632,551.46	-1,058,764,236.40	-2,223,875,024.92	27,199,884,733.82
Outstanding debt.....	20,774,369,871.43	-----	1,058,764,236.40	-----	21,798,086,047.29
Repayment not increasing unused authority.....	-----	-----	-35,048,060.54	-----	-----
<b>Capitol Stock and Foreign Loans</b>					
Outstanding.....	6,551,930,303.42	-----	-227,865,679.45	-----	6,324,064,623.97
Contract Authority.....	215,079,231,462.02	615,408,971.06	-----	-2,330,100,246.23	213,364,540,186.85
Total, unused authority.....	290,768,556,697.47	22,555,401,918.92	-5,342,604,878.55	-3,445,274,574.97	304,536,079,162.87
Total, outstanding debt.....	80,417,167,227.70	-----	5,078,859,538.56	-----	85,496,026,766.26
<b>Permanent Indefinite</b>					
Public debt.....	-----	8,101,560,678.45	-----	-----	-----
Other.....	-----	1,407,420,869.29	-----	-----	-----
Total, New obligational authority transition quarter....	-----	32,064,383,466.66	-----	-----	-----




---

**SECTION III – MISCELLANEOUS**

---





---

## **SECTION III – MISCELLANEOUS**

---

Table 6 - Part I - STATUS OF UNAPPROPRIATED SPECIAL FUND RECEIPTS - JUNE 30, 1976

Title	Receipt Symbol	Unappropriated Receipts June 30, 1975	Receipts	Total Receipts	Appropriations	Adjustments	Unappropriated Receipts June 30, 1976
<u>THE JUDICIARY</u>							
Referees' salary and expense fund.....	5040	\$235,737.14	\$20,384,520.15	\$20,620,257.29	\$19,090,705.33	-----	\$1,529,551.96
<u>DEPARTMENT OF AGRICULTURE</u>							
National forest fund.....	5008	358,408,002.60	79,851,661.46	438,259,664.06	-----	-----	438,259,664.06
Recreation permits and fees, forest Service, Agriculture.....	5009	95,054.45	2,793,567.96	2,888,622.41	2,879,600.58	-----	9,021.83
National forests fund, payment to states.....	5201	-----	87,793,907.85	87,793,907.85	87,793,907.85	-----	-----
National forests fund, roads and trails for states.....	5203	-----	35,908,942.52	35,908,942.52	35,908,942.52	-----	-----
Receipts, cooperative range improvements.....	5207	-----	700,000.00	700,000.00	700,000.00	-----	-----
Receipts for acquisition of national forest lands under special acts.....	5208	-----	161,000.00	161,000.00	161,000.00	-----	-----
30% of customs duties for strengthening markets, income, and supply (Section 32).....	5209	1,658,187,367.06	1,262,558,026.78	2,920,745,393.84	1,128,086,932.68	-----	1,792,658,461.16
70% of customs duties on wool, reimbursement for costs of National Wool Act.....	5210	-----	27,250,405.34	27,250,405.34	27,250,405.34	-----	-----
Deposits for payments to school funds, Arizona and New Mexico.....	5211	-----	76,826.70	76,826.70	76,826.70	-----	-----
National forests fund, payment to Minnesota (Cook, Lake, and Saint Louis Counties).....	5213	-----	259,038.49	259,038.49	259,038.49	-----	-----
Deposits, land exchange, Forest Service.....	5216	88,795.00	-----	88,795.00	35,000.00	-----	53,795.00
Receipts from national grasslands.....	5896	2,005,353.48	2,073,197.99	4,078,551.47	985,509.55	-----	3,093,041.92
Total, Department of Agriculture.....		2,018,784,572.59	1,499,426,575.09	3,518,211,147.68	1,284,137,163.71	-----	2,234,073,983.97
<u>DEPARTMENT OF COMMERCE</u>							
Pribolif Islands fund.....	5117	778,216.53	1,627,306.30	2,405,522.83	2,405,522.83	-----	-----
<u>DEPARTMENT OF DEFENSE - CIVIL</u>							
<u>CORPS OF ENGINEERS</u>							
Special recreation use fees, Army, Corps of Engineers, Civil.....	5007	2,355,643.92	2,484,229.63	4,839,873.55	1,200,000.00	-----	3,639,873.55
Hydraulic mining in California.....	5066	400,150.68	148,000.00	548,150.68	48,000.00	-----	500,150.68
Receipts for leases of land acquired for flood control navigation, and allied purposes.....	5090	.01	4,297,097.93	4,297,097.92	4,297,097.92	-----	-----
Licenses under Federal Power Act improvements of navigation, water, maintenance and operations of dams, etc, (50%).....	5125	-----	2,752,395.78	2,752,395.78	2,752,395.78	-----	-----
Total, Corps of Engineers.....		2,755,794.59	9,681,723.34	12,437,517.93	8,297,493.70	-----	4,140,024.23
<u>DEPARTMENT OF INTERIOR</u>							
Reclamation fund, Interior.....	5000	288,242,732.37	352,125,858.38	640,368,590.75	271,846,878.29	-----	368,521,712.46
Receipts from mineral leasing public lands (Act February 25, 1920, as Amended).....	5003	192,675,507.96	133,994,417.69	326,669,925.65	119,600,717.58	-----	207,069,208.07
Land and water conservation fund.....	5005	254,880,262.03	304,192,944.62	559,073,206.65	316,986,900.00	-----	242,086,306.65
Recreation permits and fees, Interior.....	5006	3,524,086.47	15,238,785.04	18,762,871.51	14,000,000.00	-----	4,762,871.51
Special recreation use fees, Bureau of Land Management, Interior.....	5011	289,864.64	216,123.84	505,988.48	300,000.00	-----	205,988.48
Receipts from grazing, etc. public lands outside grazing districts, Bureau of Land Management.....	5016	677,416.68	1,193,265.76	1,870,682.44	697,835.02	-----	1,172,847.42

Table 6 - Part I - STATUS OF UNAPPROPRIATED SPECIAL FUND RECEIPTS - JUNE 30, 1976 - Continued

Title	Receipt Symbol	Unappropriated Receipts June 30, 1975	Receipts	Total Receipts	Appropriations	Adjustments	Unappropriated Receipts June 30, 1976
<u>DEPARTMENT OF THE INTERIOR - Continued</u>							
Special recreation use fees, Bureau of United States Fish and Wildlife Service, Interior.....	5028	\$9,005.20	\$29,514.80	\$38,520.00	-----	-----	\$38,520.00
Federal aid to wildlife restoration fund.....	5029	63,046,646.00	70,606,813.00	133,653,459.00	\$63,046,646.00	-----	70,606,813.00
Receipts from grazing, etc., public lands within grazing districts, Bureau of Land Management.....	5032	2,325,491.13	2,530,689.75	4,856,180.88	591,080.34	-----	4,265,100.54
Receipts from grazing etc., public lands within grazing districts, miscellaneous, Bureau of Land Management...	5044	33,806.04	-1,635.47	32,170.57	4,628.06	-----	27,542.51
Grazing fees for range improvements, Taylor Grazing Act, as amended.....	5132	4,134,834.01	6,549,953.51	10,684,787.52	5,434,932.73	-----	5,249,854.79
Sale of public land and materials, 5% fund to states...	5133	-----	715,150.98	715,150.98	715,150.98	-----	-----
Moneys due Oklahoma from royalties, Oil and gas, south half of Red River, Act March 4, 1923, as amended.....	5134	8,069.70	1,961.47	10,031.17	8,069.70	-----	1,961.47
Fees from leased grazing lands, Pierce Act.....	5135	1,312.48	1,143.46	2,455.94	1,312.48	-----	1,143.46
Sale of timber and other products from revested Oregon and California grant lands (25%).....	5136	-----	25,103,593.85	25,103,593.85	25,103,593.85	-----	-----
Tax on fishing rods, creels, reels, artificial lures, baits, and flies.....	5138	21,894,197.00	20,128,457.00	42,022,654.00	21,894,197.00	-----	20,128,457.00
Deposits from sale and transmission of electric energy, Southwestern Power Administration.....	5649	5,284,226.08	-1,610,008.47	3,674,217.61	-----	-----	3,674,217.61
Revenues, Colorado River Dam Fund, Boulder Canyon project	5656	1,258,519.56	6,858,780.40	8,117,299.96	6,360,850.86	-----	1,756,449.10
Sale of public land and materials.....	5881	10,626,425.01	-3,771,747.13	6,854,677.88	-----	-----	6,854,677.88
Oregon and California land-grant fund.....	5882	349,216.70	17,827,345.34	18,176,562.04	-----	-----	18,176,562.04
Deposits Oregon and California grant lands.....	5884	49,173,351.80	50,207,187.66	99,380,539.46	49,347,960.14	-----	50,032,579.32
Receipts from national grasslands, Bureau of Land Management.....	5896,11	845,565.74	408,966.38	1,254,532.12	274,750.62	-----	979,781.50
Coos Bay wagon road grant fund.....	5897	2,697,821.27	-850,243.11	1,847,578.16	-----	-----	1,847,578.16
Deposits, Coos Bay wagon road grant lands 75% fund.....	5898	6,772,731.98	3,827,439.53	10,600,171.51	1,628,804.04	-----	8,971,367.47
Total Department of the Interior (Civil).....		908,751,089.85	1,005,524,758.28	1,914,275,848.13	897,843,407.69	-----	1,016,432,440.44
<u>DEPARTMENT OF THE INTERIOR (INDIANS)</u>							
Deposits, mineral leasing of acquired lands set apart for Indian use.....	5646	2,824,826.32	-2,824,826.32	-----	-----	-----	-----
Total Department of the Interior.....		911,575,916.17	1,002,699,931.96	1,914,275,848.13	897,843,407.69	-----	1,016,432,440.44
<u>DEPARTMENT OF STATE</u>							
Principal and interest payments by Finland, World War I debt.....	5149	-----	5,832,017.50	5,832,017.50	3,068,487.50	-----	2,763,530.00
<u>GENERAL SERVICES ADMINISTRATION</u>							
Proceeds for acquisition and operations, strategic and critical materials.....	5233	639,038.32	-----	639,038.32	-----	-----	639,038.32
Proceeds for acquisition and operations strategic and critical materials.....	5253	941,087.62	7,690,000.00	8,631,087.62	6,180,000.00	-----	2,451,087.62
Receipts, Real and Related personal property.....	5254	8,177,138.45	29,800,145.23	37,977,283.68	1,500,000.00	-----	36,477,283.68
Receipts for operating expenses for property management and disposal Service.....	5255	101,987.66	-----	101,987.66	-----	-----	101,987.66
Total, General Services Administration.....		9,859,252.05	37,490,145.23	47,349,397.28	7,680,000.00	-----	39,669,397.28

Table 6 - Part I - STATUS OF UNAPPROPRIATED SPECIAL FUND RECEIPTS - JUNE 30, 1976 - Continued

Title	Receipt Symbol	Unappropriated Receipts June 30, 1975	Receipts	Total Receipts	Appropriations	Adjustments	Unappropriated Receipts June 30, 1976
<u>INDEPENDENT AGENCIES</u>							
<u>FEDERAL POWER COMMISSION</u>							
Licenses under Federal Power Act improvement of navigable water (100%).....	5012	-----	-\$68,953.00	-\$68,953.00	-----	-----	-\$68,953.00
Licenses under Federal Power Act, from public lands and National Forests, payment to states (37½%).....	5105	-----	107,084.39	107,084.39	\$107,082.51	-----	1.88
Total Federal Power Commission.....		-----	38,131.39	38,131.39	107,082.51	-----	-68,951.12
Total Special Funds.....		2,943,989,489.07	2,577,180,350.96	5,521,169,840.03	2,222,629,863.27	-----	3,298,539,976.76
<u>MEMORANDUM</u>							
Receipts not applied to current year's deficit:							
Increment resulting from reduction in weight of the gold dollar and modification of par values.....	5024	9,129,314.16	-----	9,129,314.16	-----	-----	9,129,314.16
Initial increment on gold resulting from the Par Value Modification Act of 1972, as amended.....	5024.1	1,993,384,260.08	37.27	1,993,384,297.35	-----	-----	1,993,384,297.35

Table 6 Part I - STATUS OF UNAPPROPRIATED SPECIAL FUND RECEIPTS - SEPTEMBER 30, 1976

Title	Receipt Symbol	Unappropriated Receipts June 30, 1976	Receipts	Total Receipts	Appropriations	Adjustments	Unappropriated Receipts September 30, 1976
<u>THE JUDICIARY</u>							
Referees' salary and expense fund.....	5040	\$1,529,551.96	\$5,303,536.97	\$6,833,088.93	\$6,833,088.93	1/ \$1,069,298.97	\$1,069,298.97
<u>DEPARTMENT OF AGRICULTURE</u>							
National forests fund.....	5008	438,259,664.06	-248,282,598.77	189,977,065.29	-----	-----	189,977,065.29
Recreation permits and fees, Forest Service Agriculture	5009	9,021.83	3,160,778.57	3,169,800.40	2,212,000.00	-----	957,800.40
National forests fund, payment to states.....	5201	-----	109,523,445.08	109,523,445.08	109,523,445.08	-----	-----
National forest fund, Roads and trails for states.....	5203	-----	49,809,597.51	49,809,597.51	49,809,597.51	-----	-----
Receipts, cooperative range improvements.....	5207	-----	-----	-----	-----	-----	-----
Receipts for acquisition of national forest lands under special acts.....	5208	-----	-22,003.84	-22,003.84	-22,003.84	-----	-----
30% of customs duties for strengthening markets, income and supply (Section 32).....	5209	1,792,658,461.16	375,724,032.59	2,168,382,493.75	282,684,229.95	-----	1,885,698,263.80
70% of customs duties on wool, reimbursement for costs of National Wool Act.....	5210	-----	-----	-----	-----	-----	-----
Deposits for payments to school funds, Arizona and New Mexico.....	5211	-----	146,747.09	146,747.09	146,747.09	-----	-----
National forests fund, payment to Minnesota (Cook, Lake and Saint Louis Counties).....	5213	-----	259,038.49	259,038.49	259,038.49	-----	-----
Deposits, land exchange, Forest Service.....	5216	53,795.00	37,600.00	91,395.00	-----	-----	91,395.00
Receipts from national grasslands.....	5896	3,093,041.92	1,134,581.57	4,227,623.49	-----	-----	4,227,623.49
Total, Department of Agriculture.....		2,234,073,983.97	291,491,218.29	2,525,565,202.26	444,613,054.28	-----	2,080,952,147.98
<u>DEPARTMENT OF DEFENSE-CIVIL</u>							
<u>CORPS OF ENGINEERS</u>							
Special recreation use fees, Army, Corps of Engineers, Civil.....	5007	3,639,873.55	2,121,170.02	5,761,043.57	-----	-----	5,761,043.57
Hydraulic mining in California.....	5066	500,150.68	-----	500,150.68	-----	-----	500,150.68
Receipts for leases of land acquired for flood control, navigation, and allied purposes.....	5090	-----	1,569,551.76	1,569,551.76	-----	-----	1,569,551.76
Total, Corps of Engineers.....		4,140,024.23	3,690,721.78	7,830,746.01	-----	-----	7,830,746.01
<u>DEPARTMENT OF THE INTERIOR</u>							
Reclamation fund, Interior.....	5000	368,521,712.46	158,566,423.92	527,088,136.38	112,091,035.57	-----	414,997,100.81
Receipts from mineral leasing public lands (Act February 25, 1920, as amended).....	5003	207,069,208.07	-64,515,379.00	142,553,829.07	78,176,313.50	-----	64,377,515.57
Land and Water conservation fund.....	5005	242,087,206.65	91,805,694.13	333,892,900.78	75,988,000.00	2/ 118,398.02	258,023,298.80
Recreation permits and fees, Interior.....	5006	4,762,871.51	9,487,720.52	14,250,592.03	5,000,000.00	-----	9,250,592.03
Special recreation use fees, Bureau of Land Management, Interior.....	5011	205,988.48	85,608.45	291,596.93	100,000.00	-----	191,596.93
Receipts from grazing, etc, public lands outside grazing districts, Bureau of Land Management.....	5016	1,172,847.42	-101,363.45	1,071,483.97	850,617.30	-----	220,866.67
Special recreation use fees, Bureau of United States Fish and Wildlife Service, Interior.....	5028	38,520.00	10,563.50	49,083.50	-----	-----	49,083.50
Federal aid to Wildlife restoration fund.....	5029	70,606,813.00	19,080,341.00	89,687,154.00	-----	-----	89,687,154.00
Receipts from grazing, etc., public land within grazing districts, Bureau of Land Management.....	5032	4,265,100.54	-2,727,849.78	1,537,250.76	766,443.93	-----	770,806.83
Receipts from grazing etc., public lands within grazing districts, miscellaneous, Bureau of Land Management..	5044	27,542.51	-18,625.24	8,917.27	2,638.47	-----	6,278.80

Table 6 Part I - STATUS OF UNAPPROPRIATED SPECIAL FUND RECEIPTS - SEPTEMBER 30, 1976 - Continued

Title	Receipt Symbol	Unappropriated Receipts June 30, 1976	Receipts	Total Receipts	Appropriations	Adjustments	Unappropriated Receipts September 30, 1976
<u>DEPARTMENT OF THE INTERIOR - Continued</u>							
Grazing fees for range improvements, Taylor Grazing Act, as amended.....	5132	\$5,249,854.79	\$2,360,448.80	\$7,610,303.59	\$600,000.00	-----	\$7,010,303.59
Sale of public land and materials 5% fund to states..	5133	-----	274,187.11	274,187.11	274,187.11	-----	-----
Moneys due Oklahoma from royalties, oil and gas south half of Red River, Act March 4, 1923, as amended...	5134	1,961.47	8,163.16	10,124.63	1,961.47	-----	8,163.16
Fees from leased grazing lands, Pierce Act.....	5135	1,143.46	8.83	1,152.29	1,143.46	-----	8.83
Sale of timber and other products from the revested Oregon and California grant lands (25%).....	5136	-----	19,325,661.65	19,325,661.65	19,325,661.65	-----	-----
Migratory bird hunting stamps.....	5137	-----	1,027,030.00	1,027,030.00	-----	-----	1,027,030.00
Tax on fishing rods, creels, reels, artificial lures, baits and flies.....	5138	20,128,457.00	6,506,153.00	26,634,610.00	-----	-----	26,634,610.00
Deposits from sale and transmission of electric energy, Southwestern Power Administration.....	5649	3,674,217.61	-481,538.48	3,192,679.13	-----	-----	3,192,679.13
Revenues Colorado River Dam fund, Boulder Canyon project.....	5656	1,756,449.10	1,702,552.58	3,459,001.68	2,103,000.00	-----	1,356,001.68
Sale of public land and materials.....	5881	6,854,677.88	-1,388,464.05	5,466,213.83	-----	-----	5,466,213.83
Oregon and California land-grant fund.....	5882	18,176,562.04	-18,176,562.04	-----	-----	-----	-----
Deposits, Oregon and California grant lands.....	5884	50,032,579.32	38,651,323.30	88,683,902.62	59,120,860.34	-----	29,563,042.28
Receipts from national grasslands, Bureau of Land Management.....	5896.11	979,781.50	-641,315.00	338,466.50	163,206.88	-----	175,259.62
Coos Bay wagon road grant fund.....	5897	1,847,578.16	2,341,324.32	4,188,902.48	-----	-----	4,188,902.48
Deposits, Coos Bay wagon road grant lands, 75% fund..	5898	8,971,367.47	1,385,683.62	10,357,051.09	-----	-----	10,357,051.09
Total, Department of the Interior.....		1,016,432,440.44	264,567,790.85	1,281,000,231.29	354,565,069.68	\$118,398.02	926,553,559.63
<u>DEPARTMENT OF STATE</u>							
Principal and interest payments by Finland, World War I debt.....	5149	2,763,530.00	-2,763,530.00	-----	-----	-----	-----
<u>GENERAL SERVICES ADMINISTRATION</u>							
Proceeds for acquisition and operations, strategic and critical materials.....	5233	639,038.32	-----	639,038.32	-----	-----	639,038.32
Proceeds for acquisition and operations, strategic and critical materials.....	5253	2,451,087.62	-----	2,451,087.62	1,510,000.00	2/ 200,215.44	1,141,303.06
Receipts, real and related personal property.....	5254	36,477,283.68	-27,792,337.53	8,684,946.15	375,000.00	2/ 1,065,525.08	9,375,471.23
Receipts for Operating expenses for property management and disposal Service.....	5255	101,987.66	-----	101,987.66	-----	3/ 479,343.44	581,331.10
Total, General Services Administration.....		39,669,397.28	-27,792,337.53	11,877,059.75	1,885,000.00	1,745,083.96	11,737,143.71
<u>INDEPENDENT AGENCIES</u>							
<u>FEDERAL POWER COMMISSION</u>							
Licenses under Federal Power Act, improvement of navigable water (100%).....	5012	-68,953.00	68,953.00	-----	-----	-----	-----
Licenses under Federal Power Act, from public lands and national forests, payment to states (37 1/2%)....	5105	1.88	11.37	13.25	-----	-----	13.25
Total, Federal Power Commission.....		-68,951.12	68,964.37	13.25	-----	-----	13.25
Total Special Funds.....		3,298,539,976.76	534,566,364.73	3,833,106,341.49	807,896,212.89	2,932,780.95	3,028,142,909.55

**Table 6 Part I - STATUS OF UNAPPROPRIATED SPECIAL FUND RECEIPTS - SEPTEMBER 30, 1976 - Continued**

Title	Receipt Symbol	Unappropriated Receipts June 30, 1976	Receipts	Total Receipts	Appropriations	Adjustments	Unappropriated Receipts September 30, 1976
<u>MEMORANDUM</u>							
Receipts not applied to current years deficit:							
Increment on gold:							
Increment resulting from reduction in weight of the gold dollar and modification of par values...	5024	\$9,129,314.16	-----	\$9,129 314.16	-----	-----	\$9,129,314.16
Initial increment on gold resulting from the par value modification act of 1972, as amended.....	5024.1	1,993,384,297.35	-----	1,993,384,297.35	-----	-----	1,993,384,297.35

- 1/ Represents write - offs of unobligated amounts to unappropriated receipts and a restoration of (-) \$1,253.42.
- 2/ Represents write - offs of unobligated amounts to unappropriated receipts.
- 3/ Represents write - offs of unobligated amounts to unappropriated receipts and a restoration of (-) \$212,381.24.



Table 6 - Part II - STATUS OF UNAPPROPRIATED TRUST FUND RECEIPTS - JUNE 30, 1976

Title	Receipt Symbol	Unappropriated Receipts June 30, 1975	Receipts	Total Receipts	Appropriations	Adjustments	Unappropriated Receipts June 30, 1976
<u>LEGISLATIVE BRANCH</u>							
<u>LIBRARY OF CONGRESS</u>							
Request of Gertrude M. Hubbard, Library of Congress.....	8022	\$20,000.00	-----	\$20,000.00	-----	-----	\$20,000.00
<u>DEPARTMENT OF DEFENSE-CIVIL</u>							
<u>UNITED STATES SOLDIERS' AND AIRMEN'S HOME</u>							
Soldiers' and Airmen's Home permanent fund.....	8930	94,316,900.60	\$13,567,707.98	107,356,757.75	\$15,665,222.91	-----	91,691,534.84
Interest on Soldiers' and Airmen's Home permanent fund..	8930.1	-----	-527,850.83	-----	-----	-----	-----
Total United States Soldiers' and Airmen's Home...		94,316,900.60	13,039,857.15	107,356,757.75	15,665,222.91	-----	91,691,534.84
<u>DEPARTMENT OF LABOR</u>							
Unemployment trust fund:							
Transfer from General Fund amounts equal to FUTA Taxes:							
Unappropriated.....		465,993.99	1,181,472.10	1,647,466.09	-----	-----	1,647,466.09
<u>DEPARTMENT OF STATE</u>							
Receipt clearing accounts:							
Deductions from employees' salaries, foreign service retirement and disability fund, United States Information Agency.....	F8186.1	384,944.25	-16,539.14	368,405.11	-----	-----	368,405.11
Voluntary contributions, donations, service credit payments, etc., foreign service retirement and disability fund, United States Information Agency.....	F8186.3	10,389.94	3,760.78	14,150.72	-----	-----	14,150.72
Employing agency contributions, foreign service retirement and disability fund, United States Information Agency.....	F8186.4	384,944.25	-16,539.14	368,405.11	-----	-----	368,405.11
Receipts from civil service retirement and disability fund, United States Information Agency.....	F8186.5	119,757.88	85,579.45	205,337.33	-----	-----	205,337.33
Total Department of State.....		900,036.32	56,261.95	956,298.27	-----	-----	956,298.27
<u>DEPARTMENT OF TREASURY</u>							
To promote the education of the blind, Principal.....	8893	250,000.00	-----	250,000.00	-----	-----	250,000.00
<u>INDEPENDENT AGENCIES</u>							
<u>CIVIL SERVICE COMMISSION</u>							
Receipt clearing accounts:							
Civil service retirement and disability fund:							
Deductions from employees' salaries, Department of the Army.....	F8135.1	2,859,791.57	1,744,788.53	4,604,580.10	-----	-----	4,604,580.10
Employing agency contributions, Department of the Army..	F8135.2	2,012,448.79	318,356.42	2,330,805.21	-----	-----	2,330,805.21
Deductions from employees' salaries, Department of the Navy.....	F8135.1	401,904.61	-150,643.04	251,261.57	-----	-----	251,261.57
Employing agency contributions, Department of the Navy..	F8135.2	3,529,827.86	-2,309,964.39	1,219,863.47	-----	-----	1,219,863.47
Deductions from employees' salaries, Department of the Air Force.....	F8135.1	16,205.80	136.56	16,342.36	-----	-----	16,342.36
Employing agency contributions, Department of the Air Force.....	F8135.2	-15,972.20	136.56	-15,835.64	-----	-----	-15,835.64
Total Civil Service Commission.....		8,804,206.43	-397,189.36	8,407,017.07	-----	-----	8,407,017.07

Table 6 - Part II - STATUS OF UNAPPROPRIATED TRUST FUND RECEIPTS - JUNE 30, 1976 - Continued

Title	Receipt Symbol	Unappropriated Receipts June 30, 1975	Receipts	Total Receipts	Appropriations	Adjustments	Unappropriated Receipts June 30, 1976
<u>INDEPENDENT AGENCIES - Continued</u>							
<u>RAILROAD RETIREMENT BOARD</u>							
Transfer from general fund RRTA taxes: Unappropriated receipts.....		\$19,148,486.27	\$17,770,767.43	\$36,919,253.70	-----	-----	\$36,919,253.70
<u>SMITHSONIAN INSTITUTION</u>							
Smithsonian Institution trust fund .....	8045	1,000,000.00	-----	1,000,000.00	-----	-----	1,000,000.00
Deposits, National Gallery of Art trust fund permanent loan.....	8194	5,000,000.00	-----	5,000,000.00	-----	-----	5,000,000.00
Total Smithsonian Institution.....		6,000,000.00	-----	6,000,000.00	-----	-----	6,000,000.00
Total Independent Agencies.....		33,952,692.70	17,373,578.07	51,326,270.77	-----	-----	51,326,270.77
Grand Total.....		129,905,623.61	31,651,169.27	161,556,792.88	15,665,222.91	-----	145,891,569.97

Table 6 - Part II - STATUS OF UNAPPROPRIATED TRUST FUND RECEIPTS - SEPTEMBER 30, 1976

Title	Receipt Symbol	Unappropriated Receipts June 30, 1976	Receipts	Total Receipts	Appropriations	Adjustments	Unappropriated Receipts September 30, 1976
<u>LEGISLATIVE BRANCH</u>							
<u>LIBRARY OF CONGRESS</u>							
Request of Gertrude M. Hubbard, Library of Congress..	8022	\$20,000.00	-----	\$20,000.00	-----	-----	\$20,000.00
<u>DEPARTMENT OF DEFENSE-CIVIL</u>							
<u>UNITED STATES SOLDIERS AND AIRMEN'S HOME</u>							
Soldiers and Airmen's Home permanent fund.....	8930	91,691,534.84	\$7,707,860.19	94,645,520.56	\$3,905,000.00	<sup>1/</sup> \$1,240,621.91	91,981,142.47
Interest on Soldiers' and Airmen's Home permanent fund.....	8930.1	-----	-4,753,874.47	-----	-----	-----	-----
Total, United States Soldiers' and Airmen's Home.....		91,691,534.84	2,953,985.72	94,645,520.56	3,905,000.00	1,240,621.91	91,981,142.47
<u>DEPARTMENT OF LABOR</u>							
Unemployment trust fund:							
Transfer from general fund of amounts equal to FUTA taxes:							
Unappropriated.....		1,647,466.09	-1,647,466.09	-----	-----	-----	-----
<u>DEPARTMENT OF STATE</u>							
Receipt clearing accounts:							
Deductions from employees' salaries, foreign service retirement and disability fund, United States Information Agency.....	F8186.1	368,405.11	46,074.42	414,479.53	-----	-----	414,479.53
Voluntary contributions, donations, service credit payments, etc., foreign service retirement and disability fund, United States Information Agency	F8186.3	14,150.72	8,651.13	22,801.85	-----	-----	22,801.85
Employing agency contribution, foreign service retirement and disability fund, United States Information Agency.....	F8186.4	368,405.11	46,074.42	414,479.53	-----	-----	414,479.53
Receipts from Civil Service retirement disability fund United States Information Agency.....	F8186.5	205,337.33	20,898.64	226,235.97	-----	-----	226,235.97
Total, Department of State.....		956,298.27	121,698.61	1,077,996.88	-----	-----	1,077,996.88
<u>DEPARTMENT OF THE TREASURY</u>							
To promote the education of the blind, Principal....	8893	250,000.00	-----	250,000.00	-----	-----	250,000.00
<u>INDEPENDENT AGENCIES</u>							
<u>CIVIL SERVICE COMMISSION</u>							
Receipt clearing accounts:							
Civil Service retirement and disability fund:							
Deductions from employees salaries, Department of the Army.....	F8135.1	4,604,580.10	2,130,823.87	6,735,403.97	-----	-----	6,735,403.97

**Table 6 - Part II - STATUS OF UNAPPROPRIATED TRUST FUND RECEIPTS - SEPTEMBER 30, 1976 - Continued**

Title	Receipt Symbol	Unappropriated Receipts June 30, 1976	Receipts	Total Receipts	Appropriations	Adjustments	Unappropriated Receipts September 30, 1976
<u>INDEPENDENT AGENCIES - Continued</u>							
<u>CIVIL SERVICE COMMISSION -Continued</u>							
Receipt Clearing accounts - Continued:							
Civil Service retirement and disability fund - Continued:							
Employing agency contributions, Department of the Army.....	F8135.2	\$2,330,805.21	-\$5,924,757.83	-\$3,593,952.62	-----	-----	-\$3,593,952.62
Deductions from employees salaries, Department of the Navy.....	F8135.1	251,261.57	-1,378,012.38	-1,126,750.81	-----	-----	-1,126,750.81
Employing agency contributions, Department of the Navy.....	F8135.2	1,219,863.47	-165,939.34	1,053,924.13	-----	-----	1,053,924.13
Deductions from employees salaries, Department of the Air Force.....	F8135.1	16,342.36	301,210.77	317,553.13	-----	-----	317,553.13
Employing agency contributions, Department of the Air Force.....	F8135.2	-15,835.64	333,388.77	317,553.13	-----	-----	317,553.13
Total, Civil Service Commission.....		8,407,017.07	-4,703,286.14	3,703,730.93	-----	-----	3,703,730.93
<u>RAILROAD RETIREMENT BOARD</u>							
Transfer from general fund RRTA taxes: Unappropriated Receipts.....		36,919,253.70	- 36,919,253.70	-----	-----	-----	-----
<u>SMITHSONIAN INSTITUTION</u>							
Smithsonian Institution trust fund.....	8045	1,000,000.00	-----	1,000,000.00	-----	-----	1,000,000.00
Deposits National Gallery of Art trust fund - permanent loan.....	8194	5,000,000.00	-----	5,000,000.00	-----	-----	5,000,000.00
Total, Smithsonian Institution.....		6,000,000.00	-----	6,000,000.00	-----	-----	6,000,000.00
Total, Independent Agencies.....		51,326,270.77	-41,622,539.84	9,703,730.93	-----	-----	9,703,730.93
Grand Total.....		145,891,569.97	-40,194,321.60	105,697,248.37	\$3,905,000.00	\$1,240,621.91	103,032,870.28

<sup>1/</sup> Represents write-offs of unobligated amounts to unappropriated receipts.

Table 7 - CONTRACT AUTHORITY FISCAL

Department or Agency and Account title	Fiscal Year Limitation	Unfunded Contract Authority June 30, 1975	Transactions - Fiscal Year 1976			
			Date	Public Law No.	Authority	Appropriations to Liquidate
Legislative Branch: Architect of the Capitol: Acquisition of property, construction, and equipment, additional House Office Building.....	No Year	\$ 7,446,000.00			-----	-----
Total Legislative Branch.....		7,446,000.00			-----	-----
Funds Appropriated to the President: Appalachian Regional Development Programs: Appalachian regional development programs.....	No Year	210,000,000.00	8/5/71 12/26/75	92-65 94-180	\$ 185,000,000.00 -----	\$ 162,200,000.00 -----
International Security Assistance: Military assistance.....	No Year	1/ 325,000,000.00			-----	275,000,000.00
Advances, foreign military sales.....	No Year	15,045,702,018.01	1/2/68 10/22/68 11/12/71 22 USC	90-249 90-629 91-672 2761-2	2,006,064,061.57 3,803,298,107.59 ----- 6,874,898,048.67	1,555,125,767.07 46,418,795.78 3,280,543,477.86 2,375,006,524.56
Total, Funds Appropriated to the President.....		15,580,702,018.01			12,869,260,217.83	7,694,294,565.27
Department of Agriculture: Agricultural Stabilization and Conservation Service: Agricultural conservation program.....	1976-1978	-----	10/21/75 6/1/76	94-122 94-303	175,000,000.00 15,000,000.00	----- -----
	1975-1977	190,000,000.00	10/21/75	94-122	-----	4/ 190,000,000.00
	1974-1976	70,000,000.00			-----	-----
	1973-1975	15,000,000.00			-----	-----
Forest Service: Forest roads and trails.....	No Year	439,570,036.00	12/23/75	94-165	-----	112,857,000.00
Total, Department of Agriculture....		714,570,036.00			190,000,000.00	302,857,000.00
Department of Commerce: Maritime Administration: Operating differential subsidies.....	No Year	114,636,075.03	10/21/75 Prior Year	SF-132 94-121 FS-133	277,692,942.00 ----- -----	----- 315,936,000.00 -----
Total, Department of Commerce.....		114,636,075.03			277,692,942.00	315,936,000.00
Department of Defense - Military: Operation and Maintenance: Department of the Navy.....	1972	46,509,668.17	2/9/76	94-212	-----	43,844,080.99
Department of the Army.....	1972	34,789,353.81	41 USC 11		-----	35,474,860.84
Department of the Air Force.....	1972	64,668,599.03	2/9/76	94-212	-----	63,211,061.96
Revolving and Management Funds: Navy stock fund.....	No Year	405,259,413.00	9/7/72	87-651	-----	-----
Marine Corps stock fund.....	No Year	4,822,966.88	9/7/72	87-651	-----	-----
Army stock fund.....	No Year	351,929,869.55	2/9/76	94-212	-----	62,000,000.00
Air Force stock fund.....	No Year	725,269,814.42	10 U S C	2210e	-----	-----
Defense stock fund.....	No Year	811,159,850.23	4/23/76	10 USC 2210e	-----	-----
Total, Department of Defense Military.....		2,444,409,535.09			-----	204,530,003.79
Department of Housing and Urban Development: Housing Programs: Annual contributions for assisted housing.....	No Year	8/ 79,396,720,000.00	10/17/75 8/22/74	94-116 93-383	17,000,000,000.00 1,033,511,000.00	----- -----
Payments for operation of low-income housing projects.....	1976	-----	10/17/75	94-116	535,000,000.00	535,000,000.00

## YEAR 1976 AND TRANSITION QUARTER

Rescissions, Cancellations, Adjustments, etc.	Unfunded Contract Authority June 30, 1976	Transactions Transition Quarter				Rescissions, Cancellations, Adjustments, etc.	Unfunded Contract Authority September 30, 1976
		Date	Public Law No.	Authority	Appropriations to Liquidate		
-----	\$ 7,446,000.00			-----	-----	-----	\$ 7,446,000.00
-----	7,446,000.00			-----	-----	-----	7,446,000.00
-----	232,800,000.00	8/5/71 12/26/75	92-65 94-180	-----	\$ 37,500,000.00	-----	195,300,000.00
-----	50,000,000.00			-----	-----	2/ -\$ 10,734,110.00	39,265,890.00
-----	20,472,867,670.57	1/2/68 10/22/68 11/12/71 22 USC	90-249 90-629 91-672 2761-2	\$ 119,022,183.18 515,513,388.85 498,453,509.13	817,395,631.90 920,336,222.72 801,517,500.03	-----	19,066,607,397.08
-----	20,755,667,670.57			1,132,989,081.16	2,576,749,354.65	-\$ 10,734,110.00	19,301,173,287.08
-----	190,000,000.00	10/2/75	94-122	-----	2/ 85,000,000.00	-----	105,000,000.00
5/ -70,000,000.00	-----			-----	-----	-----	-----
5/ -15,000,000.00	-----			-----	-----	-----	-----
-----	326,713,036.00	7/31/76	94-373	-----	-----	6/ -39,827,943.00	286,885,093.00
-85,000,000.00	516,713,036.00			-----	85,000,000.00	-39,827,943.00	391,885,093.00
-----	104,133,260.34	7/14/76 Prior Year	SF-132 94-362 SF-133	75,944,116.00	70,582,000.00	-----	101,226,206.46
7/ 27,740,243.31	-----			-----	-----	5/ -8,269,169.88	-----
27,740,243.31	104,133,260.34			75,944,116.00	70,582,000.00	-8,269,169.88	101,226,206.46
2/- 2,665,587.18	-----			-----	-----	-----	-----
7/ 685,507.03	-----			-----	-----	-----	-----
2/ -1,457,537.07	-----			-----	-----	-----	-----
7/ 10,365,306.57	415,624,719.57	9/7/62	87-651	-----	-----	2/-30,595,739.10	385,028,980.47
7/ 12,805,774.80	17,628,741.68	9/7/62	87-651	-----	-----	7/ 1,177,687.60	18,806,429.28
7/ 4,711,015.78	294,640,885.33	10 USC	2210b	-----	-----	2/ -139,588,018.85	155,052,866.48
2/-29,857,359.96	695,412,454.46	10 USC	2210b	-----	-----	7/ 17,749,502.02	713,161,956.48
2/-49,300,674.54	761,859,175.69	9/9/76	10 USC 2210	-----	-----	7/-46,905,411.52	714,953,764.17
-54,713,554.57	2,185,165,976.73			-----	-----	-198,161,979.85	1,987,003,996.88
2/ 11,218,009,165.00	84,890,706,313.00	8/22/74	93-383	17,693,135.00	-----	9/ -1,765,012,638.00	82,570,992,154.00
10/-1,321,915,193.00	-----			-----	-----	10/-573,050,664.00	-----
11/ 399,671.00	-----	8/22/74	94-116	80,000,000.00	80,000,000.00	11/ 656,008.00	-----

Table 7 - CONTRACT AUTHORITY FISCAL

Department or Agency and Account title	Fiscal Year Limitation	Unfunded Contract Authority June 30, 1975	Transactions Fiscal Year 1976			
			Date	Public Law No.	Authority	Appropriations to Liquidate
Department of Housing and Urban Development - Continued Housing Programs - continued Rent supplement program.....	No Year	12/ \$10,613,154,383.00	10/17/75	94-116	\$800,000,000.00	----- -----
State housing and development agencies.....	No Year	-----	10/17/75	94-116	600,000,000.00	-----
Homeownership (section 235) and rental housing (section 236) assistance.....	No Year	12/ 48,284,501,799.00	42 USC	1441	23,146.00	----- ----- -----
College housing-loans and other expenses.....	No Year	8/ 886,968,000.00				----- -----
Community Planning and Development: Community development grants.....	1976-1978	-----	6/27/75 10/17/75	94-41 94-116	----- 2,752,000,000.00	1,250,000,000.00 1,502,000,000.00
Urban renewal programs.....	No Year	3,005,500,000.00	8/22/74	93-383	-----	702,493,000.00
Total, Department of Housing and Urban Development.....		139,786,934,182.00			22,720,534,146.00	3,989,493,000.00
Department of the Interior: Bureau of Land Management: Public lands development roads and trails.....	No Year	31,714,000.00	12/23/75	94-165	-----	3,183,000.00
Bureau of Reclamation: Lower Colorado River Basin development fund.....	No Year	27,149,000.00	9/30/68 12/26/75 6/1/76	90-537 94-180 94-303	19,500,000.00 ----- -----	----- 17,440,000.00 5,000,000.00
Bureau of Outdoor Recreation: Land and water conservation.....	No Year	20,000,000.00	7/7/70	91-308	30,000,000.00	-----
National Park Service: Road Construction.....	No Year	297,286,578.50	12/23/75	94-165	-----	40,115,000.00
Bureau of Mines: Helium fund.....	No Year	36,322,605.00	8/31/61	87-122	47,500,000.00	-----
Bureau of Indian Affairs: Road construction.....	No Year	164,412,071.00	12/23/75 6/1/76	94-165 94-303	----- -----	66,705,000.00 10,000,000.00
Total, Department of the Interior...		576,884,254.50			97,000,000.00	142,443,000.00
Department of Transportation: Federal Aviation Administration: Grants-in-aid for airports.....	No Year	728,000,000.00	11/24/75	94-134	----- -----	----- 320,000,000.00 -----

YEAR 1976 AND TRANSITION QUARTER - Continued

Rescissions, Cancellations, Adjustments, etc.	Unfunded Contract Authority June 30, 1976	Transactions - Transition Quarter				Rescissions, Cancellations, Adjustments, etc.	Unfunded Contract Authority September 30, 1976
		Date	Public Law No.	Authority	Appropriations to Liquidate		
9/ -\$69,329,028.00 10/ -213,635,999.00 ----- 600,000,000.00	\$11,130,189,356.00			----- ----- -----	----- ----- -----	9/ -\$22,147,513.00 10/ -58,044,967.00 ----- 9/ -1,232,800.00	11,049,996,876.00 ----- 598,767,200.00
9/ -1,433,663,802.00 10/ -706,152,854.00 13/ -155,274.00 14/ -238.00	43,744,642,777.00	42 USC	1441	\$155,274.00 ----- -----	----- ----- -----	9/ -48,747,663.00 10/ -151,572,463.00 13/ -90,131.00	43,544,357,794.00 ----- -----
9/ -32,522,305.00 10/ -18,733,148.00 ----- -----	835,712,547.00			----- ----- -----	----- ----- -----	9/ -8,691,092.00 10/ -2,026,239.00	\$24,995,216.00 ----- -----
----- ----- -----	2,303,007,000.00	8/22/74	93-383	----- ----- -----	300,000,000.00	----- ----- -----	----- ----- 2,003,007,000.00
-15,013,717,335.00	143,504,257,993.00			97,848,409.00	380,000,000.00	-2,629,960,162.00	140,592,116,240.00
15/ -5,919,117.81 ----- -----	22,611,882.19 24,209,000.00	12/23/75 12/26/75	94-165 94-180	----- ----- -----	1,121,000.00 1,500,000.00	----- ----- -----	21,490,882.19 22,709,000.00
9/ -30,000,000.00	20,000,000.00			-----	-----	-----	20,000,000.00
16/ -61,279,061.71	195,892,516.79	12/23/75	94-165	-----	9,900,000.00	-----	185,992,516.79
17/ -47,500,000.00 ----- -----	36,322,605.00 87,707,071.00	12/23/75	94-165	----- ----- -----	----- 28,000,000.00 -----	5/ -6,919,876.00	29,402,729.00 59,707,071.00
-144,698,179.52	386,743,074.98			-----	40,521,000.00	-6,919,876.00	339,302,198.98
----- ----- -----	408,000,000.00	11/24/75 12/18/75 7/12/76	94-134 94-157 94-353	----- ----- 2,735,000,000.00	49,500,000.00 93,000,000.00 -----	----- ----- -----	3,000,500,000.00



Table 7 - CONTRACT AUTHORITY FISCAL

Department or Agency and Account title	Fiscal Year Limitation	Unfunded Contract Authority June 30, 1975	Transactions - Fiscal Year 1976			
			Date	Public Law No.	Authority	Appropriations to Liquidate
Department of Transportation - Continued Federal Highway Administration:						
Highway beautification.....	No Year	\$119,500,234.32	1/4/75 6/27/75 11/24/75	93-643 94-41 94-134	----- ----- -----	----- \$6,000,000.00 24,000,000.00
Highway related safety grants.....	No Year	3,773,973.32	12/31/70 6/27/75 11/24/75	91-605 94-41 94-134	----- ----- -----	----- 2,000,000.00 1,300,000.00
Territorial highways.....	No Year	25,059,560.00	8/13/73 6/27/75 11/24/75	93-87 94-41 94-134	\$8,000,000.00 ----- -----	----- 2,000,000.00 2,000,000.00
National scenic and recreational highway.....	No Year	30,000,000.00	8/13/73	93-87	-----	-----
Off-systems roads.....	No Year	200,000,000.00	1/4/75 11/24/75	93-643 94-134	----- -----	----- 10,000,000.00
Forest highways.....	No Year	21,040.31	8/28/74	93-391	-----	-----
Highway safety construction programs.....	No Year	1,151,447,600.90	8/13/73 6/27/75 11/24/75	93-87 94-41 94-134	125,000,000.00 ----- -----	----- 100,000,000.00 200,000,000.00
Federal-aid highways.....	No Year	17,418,433,152.75	8/3/72 8/13/73 6/27/75 11/24/75 5/5/76	92-361 93-87 94-41 94-134 94-280	3,250,000,000.00 100,000,000.00 ----- ----- 1,650,000,000.00	----- ----- 1,900,000,000.00 3,533,800,000.00 -----
Right-of-way revolving fund.....	No Year	145,000,000.00	8/23/68 6/27/75 11/24/75	90-495 94-41 94-134	----- ----- -----	----- 5,000,000.00 15,000,000.00
Trust fund share of other highway programs.....	No Year	156,728,696.33	8/13/73 6/27/75 11/24/75	93-87 94-41 94-134	----- ----- -----	----- 4,000,000.00 7,700,000.00
Contributions for highway research program.....	No Year	30,000.00			-----	-----
Cooperative work, federal highways...	No Year	36,790.52			500,245.00	353,988.75
Technical assistance, United States dollars advanced from foreign governments.....	No Year	2,493,280.00			-----	2,492,280.00
Equipment, supplies, etc. for cooperating counties.....	No Year	4,518,885.74			352,947.70	2,571,000.00
National Highway Traffic Safety Administration:						
State and community highway safety...	No Year	5,549,599.98	11/24/75	94-134	-----	2,000,000.00
Trust fund share of traffic safety programs.....	No Year	308,871,104.00	8/13/73 11/24/75	93-87 94-134	56,500,000.00 -----	----- 69,000,000.00
Urban Mass Transportation Administration:						
Urban mass transportation fund.....	No Year	13,370,494,305.00	8/13/73 6/27/75 11/24/75 12/18/75 6/1/76	93-87 94-41 94-134 94-157 94-303	1,231,268,971.00 ----- ----- ----- -----	----- 445,000,000.00 445,300,000.00 300,000,000.00 86,000,000.00
Total, Department of Transportation		33,669,958,223.67			6,421,622,163.70	7,485,517,268.75

YEAR 1976 AND TRANSITION QUARTER - Continued

Rescissions, Cancellations, Adjustments, etc.	Unfunded Authority June 30, 1976	Transactions - Transition Quarter				Rescissions, Cancellations, Adjustments, etc.	Unfunded Contract Authority September 30, 1976
		Date	Public Law No.	Authority	Appropriations to Liquidate		
-----	\$89,500,234.82			-----	-----	-----	\$82,000,234.82
-----	473,973.32	11/24/75	94-134	-----	\$7,500,000.00	-----	473,973.32
-----	29,059,560.00			-----	-----	18/- \$66,090.00	27,993,470.00
-----		11/24/75	94-134	-----	1,000,000.00	-----	
-----	30,000,000.00			-----	-----	-----	30,000,000.00
-----	190,000,000.00	11/24/75	94-134	-----	2,500,000.00	-----	187,500,000.00
-----	21,040.31			-----	-----	19/ -21,040.31	-----
-----	976,447,600.90	5/5/76	94-280	\$478,778,124.00	-----	20/-13,151,910.00	1,367,073,814.90
-----		11/24/75	94-134	-----	75,000,000.00	-----	
21/-194,918,063.16	16,789,715,089.59			-----	-----	-----	17,301,330,379.40
-----		6/1/76	94-303	-----	1,100,000,000.00	-----	
-----		11/24/75	94-134	-----	1,273,950,000.00	-----	
-----		5/5/76	94-280	2,839,000,000.00	-----	22/ 46,565,289.81	
-----	125,000,000.00			-----	-----	-----	120,000,000.00
-----		11/24/75	94-134	-----	5,000,000.00	-----	
-----	145,028,696.33	5/5/76	94-280	56,012,499.00	-----	23/ 13,218,000.00	211,259,195.33
-----		11/24/75	94-134	-----	3,000,000.00	-----	
-----	30,000.00			-----	-----	-----	30,000.00
-----	183,046.77			90,000.00	104,670.25	-----	168,376.52
-----	1,000.00			-----	-----	-----	1,000.00
-----	2,300,833.44			-----	1,114,965.00	-----	1,185,868.44
-----	3,549,599.98	11/24/75	94-134	-----	500,000.00	-----	4,269,600.98
-----		5/5/76	94-280	1,220,001.00	-----	-----	
-----	296,371,104.00	11/24/75	94-134	-----	19,500,000.00	5/-47,033,900.00	354,367,203.00
-----		5/5/76	94-280	124,529,999.00	-----	-----	
-----	13,261,163,276.00	8/13/73	93-87	-----	-----	24/578,662,645.00	13,500,425,921.00
25/-29,354,000.00				-----	-----	-----	
25/-34,946,000.00		11/24/75	94-134	-----	275,000,000.00	25/-14,400,000.00	
-----		12/18/75	94-157	-----	50,000,000.00	-----	
-259,218,063.16	32,346,845,055.46			6,234,630,623.00	2,956,669,635.25	563,772,994.50	36,188,579,037.71

Table 7 - CONTRACT AUTHORITY FISCAL

Department or Agency and Account title	Fiscal Year Limitation	Unfunded Contract Authority June 30, 1975	Transactions - Fiscal Year 1976			
			Date	Public Law No.	Authority	Appropriations to Liquidate
Environmental Protection Agency: Abatement and control.....	No Year	\$133,181,430.00	10/17/75	94-116	-----	\$65,000,000.00
Construction grants.....	No Year	16,000,000,000.00	10/17/75 4/15/76	94-116 94-266	----- -----	500,000,000.00 300,000,000.00
Total, Environmental Protection Agency.....		16,133,181,430.00			-----	865,000,000.00
Veterans Administration: Supply fund.....	No Year	80,999,175.02	6/1/76	94-303	-----	80,999,175.02
Total, Veterans Administration....		80,999,175.02			-----	80,999,175.02
Independent Agencies: Civil Aeronautics Board: Payments to carriers.....	No Year	-----	12/30/58	49 USC 1326	\$3,577,964.94 -----	-----
Smithsonian Institution: Construction.....	No Year	3,000,000.00	12/23/75	94-165	-----	2,500,000.00
Total, Independent Agencies.....		3,000,000.00			3,577,964.94	2,500,000.00
Total, Contract Authority		209,112,720,929.32			42,579,687,434.47	21,083,570,012.83

- 1/ All activity transferred from Fiscal Year 1974 and 1975 unfunded contract authority balances.
- 2/ Represents administrative cancellation of contract authority.
- 3/ Amount funded to 12X3315 per BF-35, advice No. MF 76-452, ASCS-59, effective date 7/1/76, leaving a balance in Contract Authority under 126/8 3315 for \$105,000,000.00.
- 4/ Administrative transfer due to amount funded under 12X3315.
- 5/ Represents administrative writeoff of contract authority.
- 6/ Rescissions of unused contract authority contained in Federal Aid Highway Act of 1973, P.L. 98-87, dated 8/13/73.
- 7/ Represents restoration of contract authority.
- 8/ These amounts are based on an interpretation of Section 3 (a) (2) of the Congressional Budget and Impoundment Control Act of 1974 (31 USC 1301) as it applies to fiscal year 1975 and prior year programs. The Department of Housing and Urban Development's official accounting records for fiscal year 1975 and prior have been maintained on an annual contract authority and disbursement basis only. Therefore, there is no accounting transaction record for fiscal year 1975 and prior to support the reporting of obligations of budget authority on an actual basis. As a result, the obligations reported are realistically estimated, and are based on the estimates of budget authority included in the prior year column of the fiscal year 1977 budget submission.
- 9/ Represents lapsed contract authority.
- 10/ Activity transferred to housing payments (Account 86-0139) for liquidation.
- 11/ Activity transferred to Low-Rent Public Housing annual contributions (Account 86M0302) for liquidation.
- 12/ These amounts are based on an interpretation of Section 3(a) (2) of the Congressional Budget and Impoundment Control Act of 1974 (31 USC 1301). The Department of Housing and Urban Development's official accounting records are maintained on an annual contract authority and disbursement basis only. Therefore, there is no accounting transaction record to support the reporting of obligations of Budget Authority on an actual basis. As a result, the obligations are realistically estimated, and are based on the estimates of budget authority included in the prior year column of the fiscal year 1977 budget submission.
- 13/ Represents activity transferred to Rental Housing Assistance Fund (Account 86X4041) for liquidation.

## YEAR 1976 AND TRANSITION QUARTER - Continued

Rescissions, Cancellations, Adjustments, etc.	Unfunded Contract Authority June 30, 1976	Transactions - Transition Quarter				Rescissions, Cancellations, Adjustments, etc.	Unfunded Contract Authority September 30, 1976
		Date	Public Law No.	Authority	Appropriations to Liquidate		
-----	\$68,181,430.00	10/17/75	94-16	-----	\$19,000,000.00	-----	\$49,181,430.00
-----	15,200,000,000.00	10/17/75 8/9/76	94-116 94-378	-----	600,000,000.00 200,000,000.00	-----	14,400,000,000.00
-----	15,268,181,430.00			-----	819,000,000.00	-----	14,449,181,430.00
-----	-----			-----	-----	-----	-----
-----	-----			-----	-----	-----	-----
-----	3,577,964.94	12/30/58 11/24/75	49 USC 1326 94-134	\$6,096,696.74	3,577,964.94	-----	6,096,696.74
-----	500,000.00	12/23/75	94-165	-----	-----	-----	500,000.00
-----	4,077,964.94			6,096,696.74	3,577,964.94	-----	6,596,696.74
-15,529,606,888.94	215,079,231,462.02			7,547,508,925.90	6,932,099,954.84	-2,330,100,246.23	213,364,540,186.85

- 14/ Represents activity transferred to Homeownership and Rental Housing Assistance (Account 86M0148) for liquidation.  
15/ Represents \$4,900,000.00 rescinded under P.L. 94-249, dated 3/25/76 and \$1,019,117.81 which expired under section 106, P.L. 84-627, as amended.  
16/ Represents \$58,500,000.00 rescinded under P. L. 94-249, dated 3/25/76 and \$2,779,061.71 which expired under section 106, P. L. 84-627, as amended.  
17/ Represents activity rescinded under P. L. 94-111, 10/13/75.  
18/ Represents a transfer of contract authority from 69X0556 to 69X8018.  
19/ Represents a writeoff of the unobligated balance restored June 30, 1976 to 69X0531.  
20/ Includes a transfer of contract authority for \$66,090.00 to 69X8018 from 69X0556 per P. L. 93-87, 8/13/73 and transfer of contract authority for \$13,218,000.00 from 69X8018 to 69X8009 per section 203 and 230 of Highway Safety Act of 1973.  
21/ Represents a reduction in contract authority and transferred to Urban Mass Transportation Administration per Public Law 93-87, 8/13/73, section 1376 and 121a.  
22/ Includes a restoration of contract authority for \$47,429,341.56 previously transferred to Urban Mass Transportation Administration per P. L. 93-87, 8/13/73 and lapsed contract authority of \$864,051.75 for FY 1973.  
23/ Represents a transfer of contract authority to 69X8009 from 69X8018.  
24/ Represents withdrawals of Interstate Highway segments approved prior to the enactment of the 1976 Federal-Aid Highway Act (P. L. 94-280).  
25/ Represents amounts appropriated pursuant to Section 12D, per Urban Mass Transportation Act of 1967 as amended.

Table 8 - SUMMARY OF RECEIPTS.

Classifications	Fiscal Year 1976		
	Receipts	Outlays	Excess of Receipts or Outlays (-)
Federal funds:			
General.....	\$199,063,065,937.62	\$253,549,266,157.18	-\$54,486,200,219.56
Public enterprise.....	-----	9,016,143,806.09	-9,016,143,806.09
Other revolving funds.....	-----	5,517,859,210.07	-5,517,859,210.07
Special funds.....	1,843,609,847.85	806,704,322.65	1,036,905,525.20
Federal fund budget receipts and Federal fund outlays net of receipts offset against outlays.....	200,906,675,785.47	268,889,973,495.99	-67,983,297,710.52
Interfund receipts offset against Federal fund outlays....	187,488,094.63	187,488,094.63	-----
Total Federal fund receipts and outlays.....	201,094,163,880.10	269,077,461,590.62	-67,983,297,710.52
Trust funds:			
Trust revolving funds.....	-----	-956,513,143.74	956,513,143.74
Other trust funds.....	105,463,767,826.79	104,042,034,958.01	1,421,732,868.78
Trust fund receipts and trust fund outlays net of receipts offset against outlays.....	105,463,767,826.79	103,085,521,814.27	2,378,246,012.52
Interfund receipts offset against trust fund outlays.....	30,458,272,637.63	30,458,272,637.63	-----
Total trust fund receipts and outlays.....	135,922,040,464.42	133,543,794,451.90	2,378,246,012.52
Total interfund receipts and outlays (deduct).....	<u>1/</u> 37,011,127,308.15	<u>1/</u> 37,011,127,308.15	-----
Net budget receipts and outlays.....	300,005,077,036.37	365,610,128,734.37	-65,605,051,698.00

r Revised

1/ In this table, interfund receipts are shown as an adjustment to arrive at total receipts and outlays of trust funds and Federal funds, respectively. Included in total receipts and outlays are \$6,354,780,000.00 for Fiscal Year 1976 and \$3,327,390,000.00 for the Transition Quarter in Federal funds transferred to trust funds for general revenue sharing, and \$10,586,575.89 (FY 76), \$68,856.02 (TQ) in Federal funds transferred to the Harry S. Truman Memorial Scholarship Trust Revolving Fund.

## OUTLAYS, AND INVESTMENTS HELD

Transition Quarter			Securities held as Investments		
Receipts	Outlays	Excess of Receipts or Outlays (-)	September 30, 1976	June 30, 1976	June 30, 1975
\$53,543,986,477.61	\$62,413,920,441.54	-\$8,869,933,963.93	-----	-----	-----
-----	1,193,014,647.72	-1,193,014,647.72	\$10,399,552,744.59	\$11,927,232,110.72	r\$9,197,105,624.83
-----	2,208,319,679.33	-2,208,319,679.33	-----	-----	-----
508,024,622.96	* 648,660,910.13	-140,636,287.17	-----	-----	-----
54,052,011,100.57	66,463,915,678.72	-12,411,904,578.15	-----	-----	-----
32,648,008.49	32,648,008.49	-----	-----	-----	-----
54,084,659,109.06	66,496,563,687.21	-12,411,904,578.15	-----	-----	-----
-----	71,468,377.66	-71,468,377.66	-----	-----	-----
31,048,213,867.35	31,265,070,653.85	-216,856,786.50	136,037,169,497.00	138,639,927,972.00	r137,278,845,300.00
31,048,213,867.35	31,336,539,031.51	-288,325,164.16	-----	-----	-----
2,781,996,211.21	2,781,996,211.21	-----	-----	-----	-----
33,830,210,078.56	34,118,535,242.72	-288,325,164.16	-----	-----	-----
<sup>1/</sup> 6,142,103,075.72	<sup>1/</sup> 6,142,103,075.72	-----	-----	-----	-----
81,772,766,111.90	94,472,995,854.21	-12,700,229,742.31	<sup>2/</sup> 148,052,209,241.59	<sup>2/</sup> 151,565,893,582.72	<sup>2/</sup> 147,225,099,424.83

<sup>2/</sup> Include activity for Off-Budget Federal Agencies in the following amounts:

Amounts	Period Ending
\$1,615,487,000.00	September 30, 1976
998,733,500.00	June 30, 1976
749,148,500.00	June 30, 1975



# **PART FIVE**

---

---

## **FOREIGN CURRENCY ACCOUNTS**

---

---

Introductory Statement Regarding Foreign Currencies

Table I - Analysis of total foreign currencies held by  
the United States Government June 30, 1976

Table II - Foreign currencies held by the United States  
Government fiscal year 1976, transactions and  
balances including trust fund accounts



## ACCOUNT CLASSIFICATION

Foreign Currency "FT" accounts are divided in this report into four categories according to whether the currencies are restricted or nonrestricted, and whether or not the use of the currencies requires an appropriation.

Holding accounts are used generally when the specific availability of currencies is not known at the point of collection. When the availability is determined, the Department of the Treasury issues transfer authorizations moving the currencies from the holding account to one of the three categories of accounts described below.

Treasury sales accounts are for nonrestricted currencies which are not earmarked for any particular use and are available for sale to any government agency for official uses, including accommodation exchange. Such currencies are used to replenish disbursing officer's working balances, which are maintained to pay vouchers chargeable to regular dollar appropriations and to make accommodation exchanges for U.S. personnel. These working balances, which are replenished with currencies purchased with U.S. dollars from commercial sources when no currencies are on hand in Treasury sales accounts, are accounted for in terms of their U.S. dollar value and are included in the Government's regular accounts and financial reports as cash assets in the same manner as U.S. dollars. The transfer of currencies from foreign currency "FT" sales accounts to the disbursing officer's working balance constitutes the first recognition of these currencies in the regular dollar accounts (balances of which are referred to as "purchased" currencies), hence even though the transfer is merely a book entry between foreign currency and dollar accountability, it is usually called a "sale for dollars" or a "purchase from Treasury" depending on which side of the transaction is being viewed. In accounting terms the entry in the dollar accounts is a debit to cash and a credit to a receipt, appropriation, or fund account. Subsequently, when currencies in the working balance are disbursed to liquidate obligations, the accounting entry is a debit to an appropriation or fund account and a credit to cash.

Program accounts are established for "restricted" or "reserved" currencies which are earmarked by the terms of international agreements, or as a result of determinations under U.S. law, for specific programs. In this report, two types of program accounts are distinguished--those requiring appropriations and those not requiring appropriations. The Department of the Treasury does not, in either case, control the rate and manner of use of these currencies; this control rests with program agencies.

Program accounts requiring appropriations are for currencies earmarked for a particular program which is conducted under authority of a dollar appropriation. The accounting treatment involved in the expenditure of these currencies is similar to that described above for sales accounts: The currencies are transferred to dollar accountability for expenditure; the transfer is shown in these foreign currency tables as a "sale for dollars"; and the entries in the dollar accounts result in a debit to an appropriation and a credit to a receipt, appropriation, or fund account. On the other hand, because these currencies can only be used for particular programs, the transfer to dollar accountability and the expenditure of the currencies are virtually simultaneous, and the currencies do not become an effective part of disbursing officers' working balances. The appropriations which utilize restricted foreign currencies are of two types--regular appropriations which have no inherent foreign currency limitations and appropriations with limitations which restrict them in part to expenditure of foreign currencies acquired without purchase with dollars.

Program accounts not requiring appropriations are for currencies earmarked for use under foreign currency expenditure authorizations. Such authorizations are granted specifically by the Congress as waivers to Section 1415 of the Act of July 15, 1952 (31 U.S.C. 724) which provides that foreign currencies will not be available for expenditure except as provided in appropriations acts. The currencies do not come under the regular dollar accounting processes of the Government at any point. Their use is reported in these tables in the "expenditure" column.

In addition to the foregoing fourfold classification of accounts based on availability characteristics and type of expenditure authorization, foreign currency accounts are classified as Treasury or agency accounts and trust accounts (See Table II).

## BASES OF FIGURES

Figures stated in dollar equivalents in this report are based on the foreign currency units as maintained in the official accounts of the various U.S. and military disbursing officers of the U.S. Government. Receipts are recorded in these accounts on the basis of actual currency collections received by disbursing officers. Disbursements are recorded on the basis of checks issued or payments made in foreign currency.

In general, the U.S. dollar equivalents are computed at rates at which disbursing officers could acquire currencies by purchase with dollars from commercial sources for official use. Exchange rates for financial reporting are prescribed in accordance with Paragraph 4 of Procedures Memorandum No. 1 issued under Treasury Circular No. 930, Revised. Exchange rates for selling currencies to agencies are prescribed in accordance with Section 281.6 of Treasury Circular No. 930, Revised.

## INTRODUCTORY STATEMENT

The U.S. Government acquires and spends large amounts of foreign currencies in the course of its overseas operations. Foreign currencies acquired are purchased with dollars from commercial sources or received without direct purchase with dollars, hereafter referred to as "purchased" or "nonpurchased" foreign currencies. Clarification may be required to distinguish between currencies purchased with dollars and those acquired without direct purchase with dollars, since dollars are in fact used to purchase the commodities or items which are exchanged for most of the "nonpurchased" foreign currencies. The major distinction is that direct purchase of foreign currencies from outside commercial sources generally will involve dollar flows into the economy and banking system of the foreign government, whereas the expenditure for commodities, etc., generally will not.

This report deals primarily with the "nonpurchased" foreign currencies received -

- (1) in exchange for agricultural commodities financed by the Department of Agriculture (including repayment of loans of these funds);
- (2) in repayment of loans financed by dollar expenditures under the Foreign Assistance Act of 1961, and prior acts as amended;
- (3) as payment of interest on deposits of foreign currency in foreign banks;
- (4) from various other programs.

These nonpurchased foreign currencies are separate and distinct from the Budget Expenditure Accounts included in Part Three of the Combined Statement and do not affect the Budget surplus or deficit of the U.S. Government except to the extent that the currencies are "sold for dollars."

Table I of this report includes the balances of purchased foreign currencies held by the various U.S. and military disbursing officers. Thus all foreign currencies held by the U.S. Government are included in Table I of this report. Both Tables I and II, however, exclude foreign country owned funds (usually called "counterpart") which are local currencies owned and held by foreign Governments in special counterpart accounts in accordance with Section 609 or the Foreign Assistance Act of 1964 (22 U.S.C. 2359) and similar provisions of law. These latter currencies are not available for use by the U.S.; but the U.S. Government, through the Agency for International Development, has some say in how they are used by the foreign governments. These "counterpart" funds are reported by the Treasury in the "Inventory of Non-purchased Foreign Currencies."

Details by country and account previously shown in Part Five (1958-1969) may be found in a periodic report published by the Department of the Treasury, Bureau of Government Financial Operations, Division of Government Accounts and Reports, Special Reporting Branch.

## AVAILABILITY OF NONPURCHASED FOREIGN CURRENCIES

The foreign currencies reported herein in large part are neither freely convertible to other currencies nor freely spendable by the U.S. Government for the general support of its overseas operations. Most of the currencies are restricted by the terms of international agreements to use for specific programs and may not be used for other purposes without the consent of the foreign governments involved. These restricted accounts, however, are generally unfunded under a "reservation system" to account for currencies used temporarily for other U.S. Government programs. The Department of the Treasury maintains central memorandum reservation accounts for each country, similar to special fund accounts in the dollar area. The remainder of the currencies are termed nonrestricted. Although not generally convertible to other currencies or to U.S. dollars, nonrestricted currencies may be used for payment of official U.S. obligations in the country concerned, for accommodation exchanges for U.S. personnel, and sale for dollars to U.S. citizens and non-profit organization for travel or other purposes in selected countries. Thus, nonrestricted currencies substitute for currencies which the U.S. Government would otherwise purchase with U.S. dollars from commercial sources.

Where the supply of a nonrestricted currency is great enough to more than meet U.S. requirements for the next two years (exclusive of requirements financed by restricted or reserved currencies), the currency is designated as excess by the Department of the Treasury. This designation permits agencies to request reservations of the currency for expenditure under appropriations for "special foreign currency programs" which utilize excess currencies exclusively. The designated excess currency countries for the fiscal year are shown in Table I. Where the supply of currencies is above the immediate needs of the U.S. Government but not sufficient for the country to be declared excess, the currency is designated as near-excess by the Department of the Treasury. The designated near-excess currency countries for the fiscal year are also shown in Table I. The currencies of the other countries (about 115-120) are called non-excess currencies, indicating that the nonrestricted U.S. holdings are not expected to exceed requirements for the reasonable foreseeable future. In most non-excess currency countries, the U.S. Government must purchase currencies from commercial sources for part of its operating requirements.

U.S.-owned foreign currencies which are restricted to expenditure for loans or grants within the country are called country use currencies. Other U.S.-owned currencies, whether restricted or not are called U.S. use currencies.

TABLE I - ANALYSIS OF TOTAL FOREIGN CURRENCIES HELD BY THE U.S. GOVERNMENT

JUNE 30, 1976

(Cents omitted, therefore details will not add to totals)

Country	Unit of Currency	Balances of Nonpurchased Foreign Currencies					Memorandum: Undisbursed Reservations (Committed) 5/	Purchased Foreign Currencies		
		Available for U.S. Use		Available For Country Use 3/	Advances of Unfunded Foreign Currencies 4/	Total Balances on Hand		Balances of Purchased Foreign Currencies 6/	Transactions During Fiscal 1976 Purchased with Dollars from	
		Non Restricted 1/	Restricted 2/						Commercial Sources 7/	Treasuries Holdings 8/
<b>Excess Currency Countries 9/</b>										
Burma	Kyat	\$ 10,628,990	\$ 3,574	\$ 280,945	-----	\$ 10,913,509	\$ 3,421,424	\$ 35,000	\$ 8,000	\$ 1,112,277
Egypt	Pound	274,834,676	6,017,099	2,275,737	-----	283,127,513	51,407,123	644,475	57,000	20,677,655
Guinea	Sylli	5,681,855	1,170	743,378	-----	6,426,404	4,113,116	145,000	34,000	467,056
India	Rupee	426,821,373	401,386,251	5,268,120	-----	833,475,744	72,327,292	386,000	132,000	58,963,189
Pakistan	Rupee	152,457,546	1,427,833	19,616,628	-----	173,502,007	32,168,315	161,000	187,000	16,691,551
Poland	Zloty	221,270,124	2,818,403	-----	-----	224,088,528	25,997,865	486,000	36,000	23,358,881
Tunisia	Dinar	19,154,451	1,232	375,593	-----	19,531,277	7,936,490	106,000	164,000	8,549,934
Total Excess Currency Countries		1,110,849,018	411,655,564	28,560,403	-----	1,551,064,986	197,371,625	1,963,475	618,000	129,820,525
<b>Near-Excess Currency Countries 10/</b>										
Sri Lanka	Rupee	762,469	3,351	-----	-----	765,821	1,679,268	68,000	32,000	1,188,686
Sudan	Pound	2,319,683	384	1,140,664	-----	3,460,732	828,726	86,000	82,000	1,011,993
Yugoslavia	Dinar	15,224,145	3,478	760,800	-----	15,988,423	7,715,109	66,934	107,000	18,303,885
Total Near-Excess Currency Countries		18,306,299	7,213	1,901,464	-----	20,214,977	10,223,103	220,934	221,000	20,504,566
<b>Non-Excess Currency Countries 11/</b>										
Afghanistan	Afghani Dinar	-----	28	303,072	\$ -303,101	-----	180,934	-9,000	3,279,000	87,625
Algeria	Dinar	-----	-----	-----	-----	-----	-----	25,000	1,209,000	12,790
Angola	Escudo	-----	-----	-----	-----	-----	-----	16,000	163,000	4,589
Argentina	Peso	-----	187	-----	-187	-----	1,474	339,000	3,535,000	80,186
Australia	A. Dollar	-----	-----	-----	-----	-----	55,026	2,550,785	19,157,000	164,013
Austria	Schilling	-----	5,407	-----	-5,407	-----	44,739	-69,000	10,314,000	25,867
Bahamas	B. Dollar	-----	336	-----	-336	-----	-----	-2,000	-----	19,772
Bahrain	Dinar	-----	-----	-----	-----	-----	-----	105,341	2,900,000	2,014
Bangladesh	Taka	-----	-----	27,409	-----	27,409	-----	103,000	946,000	1,057,397
Barbados	B. Dollar	-----	1,837	7,246	-9,084	-----	-----	-1,456	3,944,000	42,290
Belgium	Franc	-----	20,227	-----	-20,227	-----	-----	-143,845	30,322,000	288,532
Belize	B. Dollar	-----	100	-----	-100	-----	-----	16,000	270,000	11,051
Bermuda	B. Dollar	-----	1,664	-----	-1,664	-----	-----	445	3,120,000	7,984
Bolivia	Peso	-----	1,977	66,967	-68,944	-----	928,889	1,909,852	8,501,000	1,406,343
Brazil	Cruzeiro	-----	13,060	1,755,616	-1,768,677	-----	433,738	149,014	39,883,000	894,409
Bulgaria	Lev	-----	-----	-----	-----	-----	-----	16,000	164,000	2,597
Burundi	Franc	-----	-----	-----	-----	-----	-----	1,000	204,000	692
Cameroon	C.F.A. Franc	-----	7,351	60	-7,412	-----	-----	13/-	-----	408
Canada	C. Dollar	-----	561	-----	-561	-----	-----	871,068	96,845,000	408,761
Chad	C.F.A. Franc	-----	-----	226	-226	-----	-----	13/-	-----	-----
Chile	Peso	-----	3,266	-----	-3,266	-----	899,972	-47,341	5,551,000	4,893,301
China (Mainland)	Yuan	-----	-----	-----	-----	-----	-----	29,000	772,000	1,564
China (Taiwan)	N.T. Dollar	7,034	1,329	10,874	-19,237	3,598,606	287,791	10,205,000	6,344,090	6,344,090
Colombia	Peso	-----	157	5,912	-6,070	2,017,598	-1,880,519	21,586,000	664,701	664,701
Costa Rica	Colon	-----	1	15,046	-15,047	18,520	-----	6,498,000	21,586,000	17,866
Cyprus	Pound	-----	301	-----	-301	107,227	-----	-13,469	1,528,000	51,372
Czechoslovakia	Koruna	-----	12/994,676	-----	-16	994,660	-----	37,000	599,000	44,334
Denmark	Krone	-----	3,280	-----	-3,280	-----	16,599	-35,569	27,632,000	377,399
Dominican Republic	Peso	-----	1,900	79,919	-81,819	-----	48,401	1,481,000	7,493,000	363,573
Ecuador	Sucre	-----	4,045	1,189	-5,234	-----	1,443,445	101,742	3,922,000	424,861
El Salvador	Colon	-----	2,455	-----	-2,455	-----	73,698	18,000	4,536,000	180,307
Ethiopia	E. Dollar	-----	736	125,477	-126,214	-----	313,950	237,000	13,271,000	2,022,802

TABLE I - ANALYSIS OF TOTAL FOREIGN CURRENCIES HELD BY THE U.S. GOVERNMENT

JUNE 30, 1976

(Cents omitted, therefore details will not add to totals)

Country	Unit of Currency	Balances of Nonpurchased Foreign Currencies					Memorandum: Undisbursed Reservations (Committed) 5/	Purchased Foreign Currencies		
		Available for U.S. Use		Available for Country Use 2/	Advances of Unfunded Foreign Currencies 4/	Total Balances on Hand		Balances of Purchased Foreign Currencies 6/	Transactions During Fiscal 1976 Purchased with Dollars from	
		Non Restricted 1/	Restricted 2/						Commercial Sources 7/	Treasury Holdings 8/
Fiji Islands.....	F. Dollar	-----	-----	\$ 6,851	\$ -6,851	-----	-----	\$ 59,000	\$ 601,000	\$ 5,611
Finland.....	Markka	-----	\$ 2,743	-----	-2,743	-----	\$ 3,282,468	2,000	2,917,000	420,570
France.....	Franc	-----	14,910	901	-15,811	-----	3,680,008	-222,149	29,350,000	667,209
Gambia.....	Dalasy	-----	-----	19,141	-19,141	-----	-----	-34,000	533,000	3,760
Germany, E.....	E. D. Mark	-----	2,584	-----	-----	-----	-----	-24,000	425,000	7,788
Germany, W.....	W. D. Mark	-----	129,492	1,077	-130,569	-----	7,696,349	72,072,609	2,386,767,000	5,003,699
Ghana.....	Cedi	\$ 47,392	3,558	131,151	-----	-----	610,427	122,000	989,000	1,031,975
Greece.....	Drachma	321,918	13,146	-----	-----	-----	3,488,903	1,033,300	31,837,000	8,130,435
Guatemala.....	Quetzal	-----	148	-----	-148	-----	62,447	42,000	4,951,000	618,292
Guyana.....	G. Dollar	-----	427	-----	-427	-----	-----	-22,000	451,000	55,675
Haiti.....	Gourde	-----	124	-----	-124	-----	-----	-----	-----	436,285
Honduras.....	Lempira	-----	2,195	2,457	-4,652	-----	6,191	1,483,000	5,911,000	856,065
Hong Kong.....	H. K. Dollar	474,201	29,563	-----	-----	503,765	-----	8,334	5,128,000	2,047,185
Hungary.....	Forint	-----	120	-----	-120	-----	-----	19,000	309,000	384,322
Iceland.....	Krona	-----	870	-----	-870	-----	82,751	-11,975	11,265,000	327,686
Indonesia.....	Rupiah	1,326,997	1,388	269,682	-----	1,598,069	266,570	494,000	203,000	7,042,515
Iran.....	Rial	-----	1,764	140,458	-142,223	-----	4,567,314	224,279	15,802,000	3,838,382
Iraq.....	Dinar	-----	-----	-----	-----	-----	-----	31,000	333,000	4,645
Ireland.....	Pound	-----	93	-----	-93	-----	15,081	-56,000	733,000	20,420
Israel.....	Pound	1,418,285	2,783	-----	-----	1,421,068	1,340,913	90,159	142,000	5,704,911
Italy.....	Lira	-----	4,239	40,747	-4,239	40,747	301,913	2,719,167	98,302,000	947,711
Ivory Coast.....	C.F.A. Franc	-----	-----	1,686	-1,686	-----	203,656	13/-----	-----	48,632
Jamaica.....	J. Dollar	-----	-----	7,648	-7,648	-----	38,715	-151,000	13,619,000	180,796
Japan.....	Yen	710,773	14/ 13,115,929	2,652,867	-617,863	15,861,706	68,386	276,229	549,770,000	14,935,908
Jordan.....	Dinar	-----	40	-----	-40	-----	518,606	-249,000	2,936,000	741,426
Kenya.....	Shilling	-----	94	72,874	-72,969	-----	-----	-227,000	5,123,000	52,570
Khmer Republic.....	Riel	71,515	-----	420,979	-----	492,494	-----	-----	-----	-----
Korea.....	Won	498	3,445	334,952	-338,895	-----	2,003,990	2,453,054	224,761,000	25,366,811
Kuwait.....	Dinar	-----	-----	-----	-----	-----	-----	45,000	1,356,000	15,911
Laos.....	Kip	-----	68	9,909	-----	9,978	-----	58,000	365,000	10,849
Lebanon.....	Pound	-----	-----	-----	-----	-----	-----	133,000	5,115,000	81,338
Libya.....	Dinar	-----	419	-----	-419	-----	-----	65,000	549,000	13,345
Luxembourg.....	Franc	-----	-----	-----	-----	-----	14,356	-16,249	359,000	2,932
Malagasy.....	M. Franc	-----	-----	-----	-----	-----	-----	-60,000	876,000	1,541
Malawi.....	Kwacha	-----	-----	16,614	-16,614	-----	-----	-20,000	736,000	13,293
Malaysia.....	M. Dollar	4,032	-----	20,167	-24,200	-----	-----	201,000	4,561,000	68,514
Mali.....	Franc	-----	-----	-----	-----	-----	57,798	105,000	2,071,000	69,306
Malta.....	Pound	-----	-----	-----	-----	-----	-----	-4,000	344,000	6,578
Martinique.....	Franc	-----	23	-----	-23	-----	-----	-20,000	167,000	3,374
Mauritania.....	Ouguiya	-----	-----	-----	-----	-----	-----	-37,000	616,000	1,161
Mauritius.....	Rupee	-----	-----	-----	-----	-----	-----	-3,000	275,000	1,947
Mexico.....	Peso	-----	1,812	-----	-1,812	-----	309,987	337,000	18,841,000	924,887
Morocco.....	Dirham	9,408,039	697	60,835	-----	9,469,572	2,793,010	1,095,141	5,492,000	10,527,747
Mozambique.....	M. Escudo	-----	-----	-----	-----	-----	7,000	7,000	244,000	1,756
Nepal.....	Rupee	481,927	9,704,792	16,602	-----	10,203,323	2,501	152,000	115,000	1,017,772
Netherlands.....	Guilder	-----	47,946	-----	-47,946	-----	2,265,903	213,759	14,129,000	313,577
Netherlands Antilles.....	Florin	-----	203	-----	-203	-----	-----	36,000	177,000	7,584
New Zealand.....	N. Z. Dollar	-----	220	-----	-----	220	4,324	44,714	3,438,000	33,303
Nicaragua.....	Cordoba	-----	2,052	1,750	-3,802	-----	-----	122,000	5,838,000	651,631
Niger.....	C.F.A. Franc	-----	-----	-----	-----	-----	-----	13/-----	-----	-----
Nigeria.....	Naira	-----	268,390	80,699	-349,090	-----	245,226	-196,000	6,979,000	15,793
Norway.....	Krone	-----	366	-----	-366	-----	245,943	4,057	8,009,000	125,852
Oman.....	Riyal	-----	-----	-----	-----	-----	-----	-91,000	453,000	1,641
Papua New Guinea.....	Kina	-----	-----	-----	-----	-----	-----	31,000	-----	-----
Paraguay.....	Guarani	-----	2,333	13,535	-15,869	-----	590,901	830	5,462,000	496,398
Peru.....	Sol	-----	5,220	-----	-5,220	-----	4,175,654	-147,818	11,696,000	619,017
Philippines.....	Peso	-----	4,994	581,988	-586,983	-----	2,364,361	3,241,799	185,637,000	6,375,639

TABLE I - ANALYSIS OF TOTAL FOREIGN CURRENCIES HELD BY THE U.S. GOVERNMENT

JUNE 30, 1976

(Cents omitted, therefore details will not add to totals)

Country	Unit of Currency	Balances of Nonpurchased Foreign Currencies					Memorandum: Undisbursed Reservations (Committed) 5/	Purchased Foreign Currencies		
		Available for U.S. Use		Available for Country Use 3/	Advances of Unfunded Foreign Currencies 4/	Total Balances on Hand		Balances of Purchased Foreign Currencies 6/	Transactions During Fiscal 1976 Purchased with Dollars from	
		Non Restricted 1/	Restricted 2/						Commercial Sources 7/	Treasury Holdings 8/
Portugal	Escudo		\$ 9,891		\$ -9,891		\$ 41,540	\$ 27,382,000	\$ 615,023	
Qatar	Riyal						9,000	354,000	3,582	
Reunion	French Franc							30,000		
Rhodesia	R. Dollar						61,000		199	
Romania	Lei						67,000	1,091,000	33,906	
Rwanda	R. Franc						-2,000	654,000	859	
Saudi Arabia	Riyal						137,224,322	158,020,000	41,617	
Senegal	C.F.A. Franc		1,597	\$ 527,411	-529,008	\$ 325,636	2,070,000	32,542,000	211,086	
Seychelles	Rupees							43,000		
Sierra Leone	Leone			146	-146		25,000	1,627,000	15,705	
Singapore	S. Dollar						23,982	5,956,000		
Somali Republic	Shilling						-49,000	619,000	613	
South Africa	Rand		81	74,796	-74,878		-474,000	11,946,000	96,014	
Spain	Peseta		2,148	4,103	-6,251	6,477,446	1,892,704	73,098,000	6,602,666	
Surinam	Florin		83		-83		2,000	198,000	2,974	
Sweden	Krona		4,499		-4,499		-88,000	3,823,000	11,430	
Switzerland	Franc		3,295		-3,295	595,594	-1,006,000	21,424,000	24,206	
Syrian Arab Republic	Pound	\$ 6,070,441	2,152		-2,152	\$ 6,070,441	1,145,332	168,000	906,669	
Tanzania	Shilling		537	70,327	-70,864		-287,000	9,769,000	357,844	
Thailand	Baht		11,742	1,102,039	-54,884	1,058,896	75,562	204,095	4,338,032	
Tonga	T. Dollar							6,000		
Trinidad	T & T Dollar						-21,000	441,000	108,488	
Turkey	Lira		3,788	160,078	-3,788	160,078	2,927,942	60,657,000	24,713,899	
Uganda	Shilling		249	76,021	-76,271		8,000			
U.S.S.R.	Ruble						204,000	2,431,000	169,302	
United Arab Emirates	Dirham						-58,000	594,000	8,256	
United Kingdom	Pound		21,200		-21,200		27,511	206,031,000	1,221,234	
Upper Volta	C.F.A. Franc			-81	81		13/		-1,267	
Uruguay	Peso		364	13,024	-13,388		16,362	49,000	85,261	
Venezuela	Bolivar		3		-3		172,245	5,796,000	143,940	
Vietnam	Piastre	8,684	5,159	3,836,800		3,850,644	2,943,724	2,790,295		
Yemen	Riel			54	-54		-45,000	1,680,000	14,538	
Zaire	Zaire		1,185	219,026	-220,212		583,428	3,509,000	809,198	
Zambia	Kwacha		550	66,858	-67,408		-18,000	1,080,000	-1,126	
Total Non-Excess Currency Countries		20,347,710	24,506,664	13,455,208	-6,026,752	52,282,830	66,616,217	106,922,784	4,691,560,000	161,326,672
Total All Countries		1,149,503,027	436,169,442	43,917,076	-6,026,752	1,623,562,793	274,210,947	109,107,193	15/4,692,399,000	16/311,651,737

# TABLE I - ANALYSIS OF TOTAL FOREIGN CURRENCIES HELD BY THE U.S. GOVERNMENT

JUNE 30, 1976

## FOOTNOTES

Note: Due to time constraints, figures presented in this table have not in all cases been reviewed by the concerned agencies, and transition quarter figures are not included. TQ data will be published in the fiscal 1977 presentation of this report. Data for both fiscal 1976 and the transition quarter reviewed by agencies in accordance with Treasury Circular No. 930, Procedures Memorandum No. 1 will appear in the Treasury publication, "Foreign Currencies Held by the U.S. Government" to be released in early March 1977.

- 1/ Currencies which may be used for payment of official obligations in the countries concerned, for accommodation exchange for U.S. personnel, and for sale to U.S. citizens and non-profit organizations for travel and other purposes.
- 2/ Currencies which are restricted by the terms of international agreements or by administrative determination to specific program uses. Examples include funds for emergency relief and other programs under P.L. 480, American schools and hospitals abroad under the Foreign Assistance Act, expenses of Congressional committees, etc.
- 3/ Currencies which are U.S.-owned foreign currencies but are restricted to expenditure for loans or grants within the respective countries according to agreement terms.
- 4/ Negative figures in this column represent the offset to the amounts of currency used temporarily for other purposes under the unfunding concept pursuant to Public Law 89-677 of October 15, 1966.
- 5/ Represents amounts committed to agencies for their future use for specific programs. If no FT funds are available when needed, currencies will be purchased from commercial sources. See also footnote 5 to Table II.
- 6/ Negative balances result from end-of-month payments to be funded from FT funds or purchases in the market with U.S. dollars in the following month.
- 7/ Includes accommodation exchange transactions and purchases from banks and other commercial sources by disbursing officers. In most excess and near excess currency countries, the entire amounts shown are the result of accommodation exchange receipts authorized under Treasury Circular No. 830 of July 28, 1966, as revised.
- 8/ Represents the purchase of foreign currencies by departments and agencies with appropriated dollars from available Treasury FT holdings.
- 9/ Countries in which U.S. supplies of local currency have been determined to exceed U.S. requirements for at least the next two years.
- 10/ Countries in which U.S. supplies of local currency have been determined to exceed the immediate needs of the U.S. Government, but not by amounts great enough to be declared "excess."
- 11/ Countries in which U.S. supplies of local currency have not been designated "excess" or "near-excess."
- 12/ Czechoslovakia - Represents funds transferred from the Department of the Army to the Department of the Treasury.
- 13/ The CFA franc is the official currency unit for several African countries and is freely exchangeable for any other currency in the French franc area. All CFA franc purchases are shown under Senegal.
- 14/ Japan - Includes \$13,085,241 which is available for educational, scientific, and cultural activities pursuant to an agreement with the Government of Japan, dated January 9, 1962.
- 15/ Includes \$3,939,068,000 which was purchased by the Department of Defense.
- 16/ Includes \$62,645,000 which was purchased by the Department of Defense.

**TABLE II - FOREIGN CURRENCIES HELD BY THE U.S. GOVERNMENT, FISCAL YEAR 1976**  
**Transactions and Balances Including Trust Fund Accounts 1/**

(Cents omitted, therefore details will not add to totals)

Category	Account Title	Account Symbol	Balances July 1, 1975	Receipts	Transfers	Sales for Dollars 2/	Expenditures	Exchange Rate Adjustment 3/	Balances June 30, 1976
<b>SUMMARY OF NONPURCHASED FOREIGN CURRENCIES HELD BY U.S. GOVERNMENT</b>									
A. --	<b>TREASURY ACCOUNTS</b>								
	<b>Holding Accounts:</b>								
	Special dollar denominated accounts	20FT600	\$ 1,269,825					\$ -6,773	\$ 1,263,051
	Currency-Use Collections on Dollar Credit Agreements, P.L. 83-480 Programs	20FT660	450,000,000		\$-50,000,000				400,000,000
	Collections from sale of surplus agricultural commodities, Title I, P.L. 83-480	20FT670	71,515						71,515
	United States Use	20FT680	9,525						9,524
	Country Use		7,532						7,531
	United States Use		1,993						1,992
	Collections from sale of surplus agricultural commodities, Title I, P.L. 83-480, guaranteed	20FT690	250,703,685		-29,427,035				221,276,650
	United States Use		250,703,685		-29,427,035				221,276,650
	Total Holding Accounts		702,054,551		-79,427,035			-6,774	622,620,741
	<b>Sales Accounts (Nonrestricted):</b>								
	Sales account, proceeds to miscellaneous receipt account	20FT100	224,094,291	\$105,030,776	6,435,038	\$ 108,961,965		-16,285,082	210,213,058
	Interest and principal on loans, Foreign Assistance Act of 1961	103		84,052,877					
	Repayments on United States Information Agency Loans to Binational Centers	104		981					
	Interest on depository balances	105		11,110,499					
	Sales of surplus property	106		4,925,189					
	Recoveries under Lend Lease	111		138,140					
	United States portion of counterpart funds	112		1,060,590					
	Recoveries of military assistance (MAAG)	115		2,404,135					
	Miscellaneous recoveries and refunds	118		1,338,121					
	Recoveries of military assistance (Section 514 FAA)	119		240					
	Sales account, proceeds to miscellaneous receipt account (special account)	20FT180	366,413,174	6,012,184	49,322,356	52,449,199		-46,245,090	323,052,725
	Interest and principal on loans to private borrowers (special account)	184		6,012,184					
	Sales account, proceeds to Foreign Buildings Operations	20FT210		11,812,723		11,635,780		-176,942	
	Appropriation								
	Sales account, proceeds to designated appropriations or funds	20FT290	296,131	2,593,494		2,109,341		-85,034	695,249
	Sales account, proceeds to Commodity Credit Corporation	20FT400	371,491,912	110,789,224	22,549,142	107,554,655		-15,040,072	382,235,552
	Sale of agricultural commodities, Commodity Credit Corporation Charter Act	401		3,647,163					
	Interest and principal on loans to private enterprises, P.L. 83-480	402		7,211,532					
	Interest and principal on loans to foreign governments, P.L. 83-480	404		75,961,512					
	Recoveries on purchases of commodities for other countries, P.L. 83-480	406	157						
	Currency collections on dollar credit P.L. 83-480 agreements	407		23,968,858					
	Sales account, proceeds to Overseas Private Investment Corporation	20FT470		16,231		16,231			
	Recoveries from Insurance and Guaranty Fund	471		16,231					
	Sales account, proceeds to Commodity Credit Corporation (Cooley conversion account)	20FT490	9,993,154	10,781,325	-3,117,807	6,371,190		-1,180,552	10,104,929
	Interest and principal on loans to private enterprises (Cooley conversion account)	492		10,781,325					

**TABLE II - FOREIGN CURRENCIES HELD BY THE U.S. GOVERNMENT, FISCAL YEAR 1976**

**Transactions and Balances Including Trust Fund Accounts 1/**

(Cents omitted, therefore details will not add to totals)

Category	Account Symbol	Balances July 1, 1975	Receipts	Transfers	Sales for Dollars 2/	Expenditures	Exchange Rate Adjustment 3/	Balances June 30, 1976
Agency								
Account Title								
<b>A. -- TREASURY ACCOUNTS - CONTINUED</b>								
<u>Sales Accounts (Nonrestricted): Continued</u>								
Sales account, proceeds to Commodity Credit Corporation (prior P.L. 83-480 commitments) .....	20FT495	\$ 10,847,560	-----	\$ -9,053,963	\$ -1,309,579	-----	\$ -1,357,361	\$ 1,745,815
Advances of unfunded foreign currencies .....	20FT900	-6,131,040	-----	-----	770,047	-----	874,334	-6,026,752
Miscellaneous 4/ .....		-----	\$ 16,536,560	-----	16,536,560	-----	-----	-----
Total Sales Accounts (Nonrestricted) .....		977,005,183	263,572,519	66,134,766	305,095,391	-----	-79,496,501	922,120,577
<u>Program Accounts (Requiring appropriations):</u>								
Programs for State, restricted, proceeds to miscellaneous receipt account .....	20FT100(191)	13,863,391	376,940	-----	345,874	-----	-357,106	13,537,350
Programs for United States Information Agency, restricted, proceeds to miscellaneous receipt account .....	20FT100(671)	2,475,068	-----	-----	1,820,723	-----	-67,168	587,176
Sales account, restricted, proceeds to Agency for International Development .....	20FT290(721)	-----	2,686,330	-----	2,558,303	-----	-128,027	-----
Sales account, restricted, proceeds to Commodity Credit Corporation .....	20FT400(191)	2,355,270	-----	1,300,000	1,831,444	-----	-----	1,823,826
Total Program Accounts (Requiring Appropriations) ..		18,693,730	3,063,271	1,300,000	6,556,345	-----	-552,302	15,948,354
Total Department of the Treasury Custody Accounts, exclusive of Trust Fund Accounts .....		1,697,753,465	266,635,791	-11,992,269	311,651,737	-----	-80,055,577	1,560,689,672
<b>B. -- AGENCY ACCOUNTS - EXCLUDING TRUST FUNDS</b>								
<u>Program Accounts (Not Requiring Appropriations):</u>								
Department of State:								
Expenses of Congressional committees .....	19FT510	465,957	-----	1,769,033	-----	\$1,701,621	-52,772	480,596
Overseas Private Investment Corporation:								
Loans to Private Enterprises, P.L. 83-480, Overseas Private Investment Corporation .....	71FT760	6,374,405	-----	-3,160,547	-----	3,213,858	-----	-----
Loans to Private Enterprises, Foreign Assistance Act of 1961, Overseas Private Investment Corporation .....	71FT765	6,839,452	-----	-6,839,452	-----	-----	-----	-----
Funds Appropriated to the President:								
Agency for International Development:								
Purchases of commodities for other countries, P.L. 83-480 . Assistance under the Foreign Assistance Act of 1961:	72FT520	10,428,434	-----	8,999,482	-----	7,242,938	-995,453	11,189,524
Transfer to Defense .....	97-72FT535	2,274,526	-----	-----	-----	71,369	-----	2,203,157
Emergency relief assistance, P.L. 83-480 .....	72FT540	1,400,356	-----	-896,644	-----	200,043	-15,388	288,278
American schools and hospitals abroad .....	72FT550	12,407,641	-----	-----	-----	7,611,161	-----	4,796,479
Sales of surplus agricultural commodities available for economic assistance, Section 402, Mutual Security Act of 1954 .....								
Loans for economic assistance, P.L. 83-480 .....	72FT720	2,784,964	-----	-25,932	-----	1,624,110	-137,477	997,444
Grants for economic assistance, P.L. 83-480 .....	72FT740	1,610,550	-----	-----	-----	316,837	-125,494	1,168,218
Loans and grants for economic assistance, P.L. 83-480 (Special Account) .....	72FT745	51,195,423	-----	8,908,471	-----	37,499,360	-140,184	22,464,350
Department of Defense:								
Grants for military assistance, P.L. 83-480:								
Transfer to:								
Air Force .....	57-97FT770	5,000	-----	-----	-----	-----	-897	4,103
Total Funds Appropriated to the President .....		86,528,962	-----	20,223,235	-----	56,555,277	-2,272,787	47,924,133
Total Agency Accounts (Not Requiring Appropriations), Exclusive of Trust Fund Accounts .....		100,208,779	-----	11,992,269	-----	61,470,757	-2,325,560	48,404,730



TABLE II - FOREIGN CURRENCIES HELD BY THE U.S. GOVERNMENT, FISCAL YEAR 1976

Transactions and Balances Including Trust Fund Accounts 1/

(Cents omitted, therefore details will not add to totals)

Category Agency Account Title	Account Symbol	Balances July 1, 1975	Receipts	Transfers	Sales for Dollars 2/	Expenditures	Exchange Rate Adjustment 3/	Balances June 30, 1976
Total Transactions and Balances, Exclusive of Trust Fund Accounts .....		\$1,797,962,244	\$266,635,791	-----	\$311,651,737	\$61,470,757	\$-82,381,137	\$1,609,094,402
<b>C. -- AGENCY TRUST ACCOUNTS</b>								
<u>Program Accounts (Not Requiring Appropriations):</u>								
Department of the Interior:								
Advances from foreign governments for technical assistance .....	14FT800	1,062	236	-----	-----	236	-161	901
Department of the Navy:								
Advances from foreign governments for technical assistance .....	17FT800	180,969	-----	-----	-----	-----	-----	180,969
Funds Appropriated to the President:								
Agency for International Development:								
Advances from foreign governments for technical assistance .....	72FT800	15,180,322	9,793,338	-----	-----	13,318,709	-903,142	10,751,808
Executive Office of the President:								
Advances from foreign governments for military assistance:								
Transfer to:								
Army .....	21-11FT810	54,852	-----	-----	-----	-----	-14,105	40,747
Department of State:								
Funds held for former German prisoners of war .....	19FT830	4,040	-----	-----	-----	2,700	-262	1,077
Department of Agriculture:								
Advances from foreign governments and organizations .....	12FT840	55,141	-----	-----	-----	-----	-2,927	52,213
Department of Interior:								
Advances from foreign governments and organizations .....	14FT840	5,437,488	308,049	-----	-----	2,925,753	-166,916	2,652,867
Action:								
Advances from foreign governments and organizations .....	44FT840	504,293	1,516,290	-----	-----	937,934	-294,842	787,806
Total Agency Trust Accounts (Not Requiring Appropriations) .....		21,418,171	11,617,914	-----	-----	17,185,335	-1,382,359	14,468,391
Grand Total .....		1,819,380,416	278,253,705	-----	311,651,737	78,656,092	-83,763,497	1,623,562,793

**TABLE II - FOREIGN CURRENCIES HELD BY THE U.S. GOVERNMENT, FISCAL YEAR 1976**  
**Transactions and Balances Including Trust Fund Accounts 1/**

(Cents omitted, therefore details will not add to totals)

Category Agency Account Title	Account Symbol	Balances July 1, 1975	Receipts	Transfers	Sales for Dollars 2/	Expenditures	Exchange Rate Adjustment 3/	Balances June 30, 1976
<b>D. -- MEMORANDUM - RESERVATION ACCOUNTS 5/</b>								
Library of Congress .....	03X0144	\$ 880,649	\$ 2,607,126	-----	\$2,481,089	-----	\$ 96	\$ 1,006,782
Department of Agriculture:								
Agricultural Research Service .....	12X1404	65,127,222	-6,279,843	\$ -930,000	7,116,992	-----	-----	50,800,387
Transfer to National Science Foundation .....	49-12X1404	1,246,163	-267,144	930,000	250,618	-----	12,144	1,670,545
Foreign Agricultural Service .....	12-2900	94,057,630	-----	-----	3,687,745	-----	6/-6,659,930	83,709,955
Foreign Agricultural Service .....	12X2901	32,621,070	-----	-----	161,875	-----	516,072	32,975,267
Department of Commerce:								
Office of the Secretary .....	13X0160	-----	2,136,344	-311,000	437,948	-----	-12,738	1,374,658
Transfer to National Science Foundation .....	49-13X0160	400,685	-123,410	311,000	30,000	-----	-56,000	502,275
National Bureau of Standards .....	13X0654	164,720	9,557	-----	96,993	-----	696	77,980
Transfer to National Science Foundation .....	49-13X0654	387,251	-----	-----	31,956	-----	1,690	356,985
National Oceanic and Atmospheric Administration .....	13X1423	615,404	-----	-----	474,585	-----	40,092	180,911
Transfer to National Science Foundation .....	49-13X1423	327,350	20,578	-40,000	34,643	-----	-21,669	251,616
Office of Administration .....	13X1802	81,867	-106,287	40,000	10,050	-----	-----	5,530
Department of the Interior:								
Office of the Secretary .....	14X0105	361,903	1,727,348	-----	25,893	-----	-----	2,063,358
Department of Labor:								
Bureau of International Labor Affairs .....	16X0151	11,100	75,000	-----	51,979	-----	-11,100	23,021
Department of State:								
Foreign Building Operations .....	19X0538	6,652,612	14,894,372	-----	8,675,565	-----	32,299	12,903,718
International Educational Exchange Activities .....	19X1135	2,701,803	-----	-----	18,175	-----	-110,430	2,573,198
Smithsonian Institution .....	33X0102	3,559,835	1,686,234	-2,000	1,763,776	-----	-----	3,480,293
Transfer to National Science Foundation .....	49-33X0102	250,000	-2,000	2,000	1,702	-----	-422	247,876
National Science Foundation .....	49-0102	11,968,179	810,515	-----	4,692,599	-----	-2,372,301	5,713,794
United States Information Agency:								
Special International Exhibitions .....	67X0069	127,228	55,250	-----	38,302	-----	51,956	196,132
Salaries and Expenses .....	67X0103	6,872,218	10,868,326	-----	10,074,575	-----	-84,364	7,581,605
Environmental Protection Agency:								
Scientific Activities Overseas .....	68X0104	5,271,444	895,589	-55,000	3,699,848	-----	680,856	3,093,041
Transfer to National Science Foundation .....	49-68X0104	179,947	-55,000	55,000	25,894	-----	24,997	179,050
Department of Transportation:								
Office of the Secretary .....	69X0105	396,150	165,219	-----	1,115	-----	327,984	888,238
Department of Health, Education, and Welfare:								
Office of Education .....	75X0287	2,751,728	2,753,324	-----	2,853,388	-----	-10,348	2,641,316
Transfer to National Science Foundation .....	49-75X0287	110,018	-3,302	-----	22,343	-----	25,217	109,590
Social and Rehabilitation Service .....	75X0138	23,268,847	-1,192,652	-----	2,603,358	-----	-748,396	18,724,441
National Institutes of Health .....	75X1102	26,499,299	12,734,796	-512,000	8,090,878	-----	109,044	30,740,261
Transfer to National Science Foundation .....	49-75X1102	2,254,071	-868,676	512,000	153,744	-----	-53,456	1,690,195
Department of Defense:.....	97X0800	9,515,114	5,722,000	-----	6,788,187	-----	-----	8,448,927
<b>Total Memorandum Reservation Accounts .....</b>		<b>298,661,507</b>	<b>48,263,264</b>	<b>-----</b>	<b>64,395,815</b>	<b>-----</b>	<b>-8,318,011</b>	<b>274,210,947</b>

TABLE II - FOREIGN CURRENCIES HELD BY THE U.S. GOVERNMENT, FISCAL YEAR 1976

FOOTNOTES

Note: Due to time constraints, figures presented in this table have not in all cases been reviewed by the concerned agencies, and transition quarter figures are not included. TQ data will be published in the fiscal 1977 presentation of this report. Data for both fiscal 1976 and the transition quarter reviewed by agencies in accordance with Treasury Circular No. 930, Procedures Memorandum No. 1 will appear in the Treasury publication, "Foreign Currencies Held by the U.S. Government" to be released in early March 1977.

- 1/ For the purpose of providing a common denominator, the currencies of the foreign countries are herein stated in U.S. dollar equivalents. It should not be assumed that dollars in amounts equal to the balances shown are actually available with respect to the transactions and balances in the custody of the Treasury. The dollar equivalents were calculated at varying rates of exchange. The opening balances are based on the June 30, 1976 reporting rates. Receipts are valued at the previous end-of-the-quarter reporting rates with the exception of currencies received under Public Law 480, as amended, Sections 103(c), 402, 502(a), and Section 6, Title II of the Mutual Security Act of 1954, as amended, which currencies are valued at international agreement rates which are referred to as either import or loan repayment rates. Currencies sold for dollars are valued at the exchange rate in effect on the date of sale. The June 30, 1976, Treasury and agency balances are valued at the June 30, 1976 reporting rates. Transfers and expenditures are valued at the beginning of the quarter reporting rates.
- 2/ Dollars acquired from the sale of foreign currencies are derived from charges against dollar appropriations of the Federal agencies which use the currencies. These dollar proceeds are credited to either miscellaneous receipts or to other appropriate accounts on the books of the Treasury.

- 3/ Represents net differences caused by: (1) rate fluctuations; (2) the conversion of one currency to another; (3) withdrawals of currencies by Government disbursing officers at rates which vary from collection rates; and (4) other adjustments. Positive figures indicate increases and negative figures indicate decreases in dollar values.
- 4/ Consists of currencies of various countries received in payment of fees, services, etc., which were immediately purchased with appropriated funds for operating needs of collecting agencies, proceeds of which are credited to miscellaneous receipts of the Treasury. These amounts exclude repayments to appropriations.
- 5/ Under Procedures Memorandum No. 2, dated January 16, 1964, of Department Circular No. 930, Revised (in consonance with Section 508 of Public Law 89-257, approved December 31, 1963, as extended), reservations established under specific authority of law or in connection with special foreign currency program appropriations generally will not involve setting aside foreign currencies in restricted funded "FT" accounts. This procedure permits the use of foreign currencies in lieu of direct dollar expenditures without affecting the system of Congressional control of dollars or currencies or the availability of currencies for programs for which they are reserved under existing law. The procedure allows currencies on hand to be used for current U.S. needs (which would otherwise require dollar purchases in the market) with the stipulation that such currencies will be replaced as needed later.  
  
The primary advantage of the procedure is that currencies already owned by the U.S. are utilized rather than using dollars to purchase currencies on the market. Dollar outflows are thus delayed until the currencies are actually needed for the originally authorized purposes. A secondary advantage is that accounting and reporting for the use of foreign currencies is simplified by putting accounting for reserved foreign currencies on the same basis as that used for reserved U.S. dollars.
- 6/ Large exchange rate adjustment due in part to opening balance calculated at improper rate.

---

# INDEX

---

## A

Account of the Treasury of the United States, 17  
 Accountability for cash and other assets held outside the Treasury account by disbursing, collecting and other fiscal officers, 18-21  
 Accounts:  
   Description of, 1-3  
   Outlay, 164-641  
   With negative balances, 750-773  
 Action:  
   Budget accounts, 572-573  
   Deposit fund accounts, 674-675  
   Receipts, 117-118  
   Trust fund accounts, 572  
 Administration, departmental, Agriculture, 252-254  
 Administration, general:  
   Budget accounts:  
     Commerce, 288-291  
     Justice, 458  
   Trust fund accounts:  
     Commerce, 290-291  
 Administrative Conference of the United States, 573  
 Administrative Office of the United States Courts, 199-200  
 Advisory Commission on Intergovernmental Relations:  
   Budget accounts, 597-598  
   Deposit fund accounts, 685  
   Receipts, 126  
   Trust fund accounts, 598  
 Advisory Committee on Federal Pay, 573  
 Aeronautics and Space Administration, National:  
   Budget accounts, 560-563  
   Deposit fund accounts, 673  
   Receipts, 114-115  
   Trust fund accounts, 561  
 Agency debt authority, borrowings from the public under, 808-811  
 Agency for International Development, 645-646  
 Agricultural economics, 258-260  
 Agricultural Marketing Service:  
   Budget accounts, 274-275  
   Trust fund accounts, 275  
 Agricultural Research Service:  
   Budget accounts, 254-255  
   Trust fund accounts, 255  
 Agricultural Service, Foreign, 261-262  
 Agricultural Stabilization and Conservation, 263-266  
 Agricultural Stabilization and Conservation Service, 263-266  
 Agriculture, Department of:  
   Budget accounts, 252-287  
   Deposit fund accounts, 647-648  
   Receipts, 77-80  
   Special fund receipts, 818, 821  
 Air Force, Department of the:  
   Budget accounts:  
     Construction, military, 338-339  
     Operation and maintenance, 325-326  
     Personnel, 320-321  
     Procurement, 332-333  
     Research, development, test, and evaluation, 335  
   Deposit fund accounts, 652-654  
   Receipts, 86-87, 90  
   Trust fund accounts, 350-351  
 Airmen's Home, United States Soldiers' and:  
   Deposit fund accounts, 656  
   Receipts, 90-91  
   Trust fund accounts, 355-356  
   Trust fund receipts, 824, 826  
 Alaska, Joint Federal-State Land Use Planning Commission for:  
   Budget accounts, 620  
   Deposit fund accounts, 693-694  
   Receipts, 134  
   Trust fund accounts, 620  
 Alaska Power Administration, 442-443  
 Alaska Railroad, 512  
 Alcohol, Drug Abuse, and Mental Health Administration, 374-375  
 Alcohol, Tobacco and Firearms, Bureau of, 524  
 American Battle Monuments Commission:  
   Budget accounts, 574  
   Deposit fund accounts, 675  
   Receipts, 118  
   Trust fund accounts, 574  
 American Printing House for the Blind, 395  
 American Revolution Bicentennial Administration:  
   Budget accounts, 594-595  
   Receipts, 125-126  
   Trust fund accounts, 595  
 American Shipbuilding, Commission on, 621  
 Animal and Plant Health Inspection Service:  
   Budget accounts, 255-256  
   Trust fund accounts, 256

Appalachian Regional Commission:  
   Budget accounts, 598-599  
   Deposit fund accounts, 685  
   Receipts, 126  
   Trust fund accounts, 599  
 Appalachian regional development programs, 218-219  
 Appeals, Courts of, 196-199  
 Appropriations:  
   Acts:  
     Annual, by Congress, by agencies, 780-795  
     Private and public relief, 796  
   Appropriations and authorizations by act of Congress and agencies, 780-795  
   Appropriations, budget:  
     By departments, 702-713  
     By organizational units or programs, 714-749  
     Permanent and indefinite, 780-795, 816-817  
     Summary of, 700  
 Architect of the Capitol:  
   Budget accounts, 175-180  
   Receipts, 71  
 Arms Control and Disarmament Agency, 574-575  
 Army, Department of the:  
   Budget accounts:  
     Cemeterial expenses, 351  
     Construction, military, 336-337  
     Engineers, Corps of, 352-355  
     Operation and maintenance, 321-322  
     Personnel, 318  
     Procurement, 327-329  
     Research, development, test, and evaluation, 334  
     Ryukyu Islands, 355  
   Deposit fund accounts, 649-651  
   Receipts, 82-83, 88-90  
   Trust fund accounts, 348  
 Arts and the Humanities, National Foundation on the:  
   Budget accounts, 605-606  
   Deposit fund accounts, 687-688  
   Receipts, 128  
   Trust fund accounts, 606  
 Arts, Commission of Fine:  
   Budget accounts, 579  
   Deposit fund accounts, 676  
 Assessment, Office of Technology:  
   Budget accounts, 174  
   Receipts, 70  
   Trust fund accounts, 174  
 Asset accounts, analysis of certain, 22-23  
 Assets and liabilities relating to cash operations, 10-16  
 Atmospheric Administration, National Oceanic and:  
   Budget accounts, 303-307  
   Trust fund accounts, 306-307  
 Authority, budget, summary of, 700  
 Authority, contract, by department, agency and account title, 828-835  
 Authority, new obligational, 816-817  
 Authority, obligational, relating to public and agency debt, contract authority and certain permanent indefinite appropriations, 816-817  
 Authority to borrow from the Treasury and the public, by agency and program, 802-811  
 Authority to spend from debt receipts, explanation of, 800-801  
 Authorizations, by acts of Congress and agencies, 780-795  
 Automated data and telecommunications activities, General Services Administration, 548-549  
 Aviation Administration, Federal:  
   Budget accounts, 496-500  
   Trust fund accounts, 499-500  
 Aviation Advisory Commission, 619

## B

Balances, budget:  
   Accounts with negative, 750-773  
   By departments, 702-713  
   By organizational units or program, 714-749  
   Summary of, 700  
 Balances summary, general ledger account, 12-16  
 Bankruptcy Laws of the United States, Commission on, 202  
 Banks:  
   Federal Financing, 638  
   Federal Home Loan, 589, 681  
   For Cooperatives, 586  
 Beautification, Commission on Highway, 621  
 Bicentennial Expenses, Judiciary, 202  
 Bilateral assistance:  
   Budget accounts, 230-240  
   Trust fund accounts, 240  
 Blind, American Printing House for the, 395  
 Blind and Other Severely Handicapped, Committee for Purchase of Products and Services of the, 580

Bonneville Power Administration, 443  
 Borrowing from the public, 10-12  
 Borrowings:  
   Agency debt, 816-817  
   Treasury public debt, 816-817  
 Borrowings from the public under agency debt authority, 808-811  
 Borrowings from the Treasury handled as public debt transactions, by agency and program, 812-814  
 Borrowings from the Treasury under public debt authority, 802-807  
 Botanic Garden:  
   Budget accounts, 180  
   Receipts, 71  
 Broadcasting, Board for International, 575  
 Broadcasting, Corporation for Public, 583  
 Budget Office, Congressional:  
   Budget accounts, 175  
   Receipts, 70  
 Budget, Office of Management and, 211-212  
 Bureau. For entries beginning with this word, see under more specific titles: e.g., Mines, Bureau of.  
 Business Administration, Domestic and International:  
   Budget accounts, 301-302  
   Trust fund accounts, 301-302

## C

Cabinet Committee on Opportunities for Spanish-Speaking People, 575  
 Canal Zone Government, 356  
 Capital stock and foreign loans, 814-817  
 Capital transfers, by organizational unit, 146  
 Capitol, Architect of the:  
   Budget accounts, 175-180  
   Receipts, 71  
 Cash and monetary assets, 10-11, 14-15  
 Cash and other assets held outside the Treasury account by disbursing, collecting and other fiscal officers, 18-21  
 Cash operations of the United States Government and of the Department of the Treasury, 10-11  
 Cemeterial expenses, Army, 351  
 Census, Bureau of the:  
   Budget accounts, 291-292  
   Trust fund accounts, 292  
 Center for Disease Control, 367  
 Cities, Model, 412  
 Civil Aeronautics Board:  
   Budget accounts, 576  
   Deposit fund accounts, 675  
   Receipts, 118-119  
 Civil Rights, Commission on, 580  
 Civil Service Commission:  
   Budget accounts, 576-579  
   Deposit fund accounts, 676  
   Receipts, 119-120  
   Trust fund accounts, 578-579  
   Trust fund receipts, 824, 826-827  
 Civil War Centennial Commission:  
   Budget accounts, 595  
   Trust fund accounts, 596  
 Claims, Court of, 196  
 Claims Settlement Commission, Foreign:  
   Budget accounts, 592-593  
   Deposit fund accounts, 683-684  
 Clearing account, budget, (suspense), 140-141  
 Clearing accounts:  
   Other receipts, 142-145  
   Receipt, 61, 65  
 Clearing accounts for withheld Federal individual income and Federal Insurance Contribution Act taxes, 138-139  
 Coast Guard:  
   Budget accounts, 494-496  
   Trust fund accounts, 496  
 Coinage, Joint Commission on the, 625  
 Collecting and other fiscal officers, assets held by, 18-21  
 Commerce, Department of:  
   Budget accounts, 288-316  
   Deposit fund accounts, 648-649  
   Receipts, 80-81  
   Special fund receipts, 818  
 Commerce, promotion of industry and, 301-303  
 Commissions and committees. For entries beginning with these words, see under more specific titles: e.g., Highway Beautification, Commission on.  
 Commodity Credit Corporation, 267-268  
 Commodity Futures Trading Commission:  
   Budget accounts, 581  
   Deposit fund accounts, 677

Communications Commission, Federal:  
   Budget accounts, 587  
   Deposit fund accounts, 679-680  
   Receipts, 122-123  
 Communities Administration, New, 413-414  
 Community planning and development, 412-413  
 Community Services Administration:  
   Budget accounts, 581-583  
   Deposit fund accounts, 677  
   Receipts, 120-121  
   Trust fund accounts, 582-583  
 Compensation of the President, 206  
 Comptroller of the Currency, Office of the, 529-530  
 Congress, Library of:  
   Budget accounts, 180-184  
   Receipts, 71-72  
   Trust fund accounts, 184  
   Trust fund receipts, 824, 826  
 Congressional Budget Office:  
   Budget accounts, 175  
   Receipts, 70  
 Conservation:  
   Agricultural, 263-266  
   Land and water, 432  
   Soil, 272-274  
 Consumer Finance, National Commission on, 623  
 Consumer Product Safety Commission:  
   Budget accounts, 583  
   Deposit fund accounts, 677-678  
   Receipts, 121  
 Consumer programs, Agriculture, 274-277  
 Contingencies, Funds Appropriated to the President, 241-242  
 Contract authority, 816-817  
 Contract authority, by department, agency and account title, 828-835  
 Contributions, gifts and, 46-48  
 Contributions, miscellaneous, 63-64  
 Contributions to insurance programs, 63  
 Cooperative State Research Service:  
   Budget accounts, 256-257  
   Trust fund accounts, 257  
 Cooperatives, banks for, 586  
 Corporation income, receipts by states and districts, 152-155  
 Corporations, Agriculture, 267-268  
 Corps of Engineers - Civil:  
   Budget accounts, 352-355  
   Deposit fund accounts, 655  
   Receipts, 88-89  
   Special fund receipts, 818, 821  
   Trust fund accounts, 354-355  
 Cost-Accounting Standards Board:  
   Budget accounts, 187  
   Receipts, 73  
 Council of Economic Advisers, 207-208  
 Council on Environmental Quality and Office of, 208-209  
 Council on International Economic Policy, 209  
 Council on Wage and Price Stability, 209  
 Courts. For entries beginning with this word, see under more specific titles: e.g., Claims, Court of.  
 Credit Union Administration, National:  
   Budget accounts, 605  
   Deposit fund accounts, 687  
 Crop Insurance Corporation, Federal, 267  
 Currency, foreign, see Foreign currency.  
 Customs and Patent Appeals, Court of, 195  
 Customs Court, 196  
 Customs Service, United States:  
   Budget accounts, 524-525  
   Collections of duties by districts and ports, 147-150  
   Trust fund accounts, 525

## D

Deaf, National Technical Institute for the, 395  
 Debt, public, see Public debt.  
 Defense agencies - Military:  
   Budget accounts:  
     Construction, 339  
     Housing, family, 340-341  
     Operation and maintenance, 326-327  
     Personnel, retired, 321  
     Procurement, 333  
     Research, development, test, and evaluation, 335-336

## Defense, Department of - Civil:

## Budget accounts:

- Cemeterial expenses, 351
- Engineers, Corps of, 352-355
- Miscellaneous accounts, 357-358
- Panama Canal, 356-357
- Ryukyu Islands, 355
- Soldiers' and Airmen's Home, United States, 355-356
- Deposit fund accounts, 655-656
- Receipts, 88-91
- Special fund receipts, 818, 821
- Trust fund receipts, 824, 826

## Defense, Department of - Military:

## Budget accounts:

- Construction, 336-339
- Defense Civil Preparedness Agency, 341-342
- Foreign currency program, special, 342
- Naval Petroleum Reserve, see Navy, Department of the, operation and maintenance.
- Operation and maintenance, 321-327
- Personnel, 318-321
- Procurement, 327-333
- Research, development, test, and evaluation, 334-336
- South Vietnamese Forces, military assistance, see International security assistance.

## Deposit fund accounts, 649-655

## Receipts, 82-91

## Defense Manpower Commission, 622

## Defense, Office of the Secretary of, 654-655

## Defense production, expansion of, 221

## Deficit or surplus, budget, 11, 16, 26

## Deficit or surplus, transactions not applied to current year's, 16, 26-27

## Delaware River Basin Commission:

## Budget accounts, 599

## Deposit fund accounts, 685

Department. For entries beginning with this word, see under more specific titles: e.g., Treasury, Department of the.

## Deposit fund accounts:

## By organizational unit, 642-696

## Summary of, 28

## Deposit funds, 10-13

## Development assistance, international:

## Budget accounts, 226-240

## Receipts, 76

## Development Service, Rural, 269

## Disability fund, Foreign Service, 482

## Disability insurance trust fund, Federal, 393-394

## Disarmament Agency, Arms Control and, 574-575

## Disaster relief, 219

## Disbursing officers, assets held by, 18-21

## Disease Control, Center for, 367

## District courts, 196-199

## District of Columbia:

## Budget accounts, 584-585

## Deposit fund accounts, 695

## Federal payment to, 584

## Loans to, 121

## Dividends and other earnings, 49-61

## Domestic and International Business Administration:

## Budget accounts, 301-302

## Trust fund accounts, 301-302

## Domestic Council, 210

## Drug Abuse, Mental Health, and Alcohol Administration, 374-375

## Drug Abuse Policy, Office of, 210

## Drug Abuse Prevention, Special Action Office for, 213-215

## Drug Administration, Food and, 364

## Drug Enforcement Administration:

## Budget accounts, 463-464

## Trust fund accounts, 464

## Duties, Customs:

## Collections by districts and ports, 147-150

## Receipts from, 25, 43

## E

## Economic Advisors, Council of, 207-208

## Economic Analysis, Bureau of:

## Budget accounts, 293

## Trust fund accounts, 293

## Economic Development Administration, 293-299

## Economic Development Assistance, 293-301

## Economic Research Service, Agriculture:

## Budget accounts, 259-260

## Trust fund accounts, 260

## Economic Stabilization Activities, 220

Economic Statistics Administration, Social and, see

## Census, Bureau of the.

## Economics:

## Agriculture, 258-260

## Commerce, 293-301

## Education division, Health, Education, and Welfare, 381-388

## Education, National Commission on the Financing of Postsecondary, 624

## Education, National Institute of, 386-387

## Education, Office of, 381-386

## Education, Office of Assistant Secretary for:

## Budget accounts, 387-388

## Trust fund accounts, 388

## Education programs, science and, Agriculture, 254-258

## Educational exchange, State:

## Budget accounts, 486-488

## Trust fund accounts, 487-488

## Election Commission, Federal, 188

## Electronic Fund Transfers, National Commission on, 623

## Electronic Surveillance, National Commission for the Review of Federal and State Laws Relating to Wire-tapping and, 623

## Emergency Loan Guarantee Board, 585

## Emergency migration and refugee assistance, 243

## Employees Health Benefits Fund, 578

## Employees Life Insurance Fund, 578-579

## Employment and Training Administration:

## Budget accounts, 466-471

## Trust fund accounts, 470

## Employment Opportunity Commission, Equal:

## Budget accounts, 585-586

## Deposit fund accounts, 678

## Receipts, 122

## Employment Standards Administration:

## Budget accounts, 472-473

## Trust fund accounts, 472-473

## Employment taxes and contributions, 40-41

## Energy Administration, Federal:

## Budget accounts, 588-589

## Deposit fund accounts, 680

## Receipts, 123

## Energy and minerals, 438-445

## Energy Programs, Office of, 291

## Energy Research and Development Administration:

## Budget accounts, 534-537

## Deposit fund accounts, 671

## Receipts, 111

## Trust fund accounts, 534

## Engineers, Corps of:

## Budget accounts, 352-355

## Deposit fund accounts, 655

## Receipts, 88-89

## Special fund receipts, 818, 821

## Trust fund accounts, 354-355

## Engraving and Printing, Bureau of, 526

## Environmental Financing Authority, 638

## Environmental programs, Agriculture, 272-274

## Environmental Protection Agency:

## Budget accounts, 538-543

## Deposit fund accounts, 671-672

## Receipts, 112

## Trust fund accounts, 541

## Environmental Quality, Office of and Council on, 208-209

## Equal Employment Opportunity Commission:

## Budget accounts, 585-586

## Deposit fund accounts, 678

## Receipts, 122

## Estate and gift taxes:

## Receipts by states and districts, 152-155

## Receipts from, 25, 43

## Exchange Stabilization Fund, 669

## Excise taxes:

## Receipts by states and districts, 152-155

## Receipts from, 25, 42-43

## Executive Office of the President:

## Budget accounts, 206-217

## Deposit fund accounts, 644-645

## Executive offices, other, 77

## Executive Residence, 206

## Expenses, United States Court Facilities, 201

## Export-Import Bank of the United States, 636

## Export programs, foreign assistance and special, Agriculture, 262

## Extension Service, Agriculture, 257

## F

Farm Credit Administration:  
 Budget accounts, 586-587  
 Deposit fund accounts, 678-679  
 Receipts, 122

Farmer Cooperative Service:  
 Budget accounts, 261  
 Trust fund accounts, 261

Farmers Home Administration, 270-272

Federal Aviation Administration:  
 Budget accounts, 496-500  
 Trust fund accounts, 499-500

Federal Bureau of Investigation, 460

Federal Communications Commission:  
 Budget accounts, 587  
 Deposit fund accounts, 679-680  
 Receipts, 122-123

Federal Crop Insurance Corporation, 267

Federal Deposit Insurance Corporation:  
 Budget accounts, 587-588  
 Trust fund accounts, 588

Federal Election Commission, 188

Federal Energy Administration:  
 Budget accounts, 588-589  
 Deposit fund accounts, 680  
 Receipts, 123

Federal Financing Bank, 638

Federal Highway Administration:  
 Budget accounts, 501-508  
 Trust fund accounts, 505-508

Federal Home Loan Bank Board:  
 Budget accounts, 589  
 Deposit fund accounts, 681

Federal Housing Administration, 639, see also Housing programs.

Federal Insurance Administration, 414-415

Federal Insurance Contribution Act taxes, clearing accounts for by organizational unit, 138-139

Federal Judicial Center, 200

Federal Maritime Commission:  
 Budget accounts, 590  
 Deposit fund accounts, 681  
 Receipts, 123-124

Federal Mediation and Conciliation Service:  
 Budget accounts, 590-591  
 Deposit fund accounts, 681-682  
 Receipts, 124

Federal Metal and Nonmetallic Mine Safety Board of Review:  
 Budget accounts, 591  
 Deposit fund accounts, 682

Federal Pay, Advisory Committee on, 573

Federal Power Commission:  
 Budget accounts, 591-592  
 Deposit fund accounts, 682-683  
 Receipts, 124  
 Special fund receipts, 820, 822

Federal Prison System:  
 Budget accounts, 461-463  
 Trust fund accounts, 462-463

Federal Railroad Administration, 510-512

Federal Savings and Loan Insurance Corporation Fund, 589

Federal Trade Commission:  
 Budget accounts, 592  
 Deposit fund accounts, 683  
 Receipts, 125

Fees and other charges for services and special benefits, 53-57, 64-65

Fees for regulatory and judicial services, 43-44

Financial condition of the United States Government, 10-16

Financial institutions, international, 226-227

Fine Arts, Commission of:  
 Budget accounts, 579  
 Deposit fund accounts, 676

Fines, penalties, and forfeitures, 44-45

Fire Prevention and Control Administration, National, 307

Fire Prevention and Control, National Commission on, 623

Firearms, Bureau of Alcohol, Tobacco and, 524

Fish and Wildlife and Parks, 431-438

Fish and Wildlife Service, United States:  
 Budget accounts, 432-435  
 Trust fund accounts, 438-439

Food and Drug Administration, 364

Food and Nutrition Service, 276-277

Foreign affairs, administration of:  
 Budget accounts, 480-482  
 Trust fund accounts, 482

Foreign Agricultural Service, 261-262

Foreign assistance, 222-242

Foreign assistance and special export programs, Agriculture, 262

Foreign Claims Settlement Commission:  
 Budget accounts, 592-593  
 Deposit fund accounts, 683-684

Foreign currencies acquired without payment of dollars, balances by account, 846-850

Foreign currencies acquired without payment of dollars, balances by country, 842-845

Foreign currencies purchased with dollars, balances by country, 842-845

Foreign currency, background information, 840-841

Foreign loans and capital stock, 814-817

Foreign Policy, Commission on the Organization of the Government for the Conduct of, 621

Foreign Service retirement and disability fund, 482

Forest protection and management, 277-282

Forest Service:  
 Budget accounts, 277-282  
 Trust fund accounts, 282

Forfeitures, fines, penalties, and, 44-45

Franklin Delano Roosevelt Memorial Commission, 595

Funds Appropriated to the President:  
 Budget accounts, 218-251  
 Deposit fund accounts, 645-646  
 Receipts, 75-77

## G

Gallaudet College, 396-397

Gambling, Commission on the Review of National Policy Toward, 622

General Accounting Office:  
 Budget accounts, 186  
 Receipts, 72-73

General activities, General Services Administration, 552-555

General revenue sharing:  
 Budget accounts, 530-531  
 Trust fund accounts, 530-531

General Services Administration:  
 Budget accounts, 544-558  
 Deposit fund accounts, 672-673  
 Receipts, 112-114  
 Special fund receipts, 819, 822

Geological Survey, 438-439

Gift taxes, estate and:  
 Receipts by states and districts, 152-155  
 Receipts from, 25, 43

Gifts and contributions, 46-48

Gifts to the United States for reduction of the public debt, 532

Gold:  
 Account of the Treasury of the United States, 17  
 Increment on, 27, 820, 823  
 Tranche drawing rights, 10-11, 14

Government Financial Operations, Bureau of:  
 Budget accounts, 520-524  
 Trust fund accounts, 523-524

Government National Mortgage Association, 410-411

Government Printing Office, 185-186

Government Procurement, Commission on, 625

## H

Handicapped, Committee for Purchase of Products and Services of the Blind and Other Severely, 580

Harry S. Truman Memorial Scholarship Foundation:  
 Budget accounts, 593  
 Trust fund accounts, 593

Health Administration, Occupational Safety and, 473

Health Benefits, Federal Employees, 578

Health, Education, and Welfare, Department of:  
 Budget accounts, 364-405  
 Deposit fund accounts, 657-658  
 Receipts, 92-95

Health, National Institutes of, 368-374

Health, Office of Assistant Secretary for  
 Budget accounts, 377-381  
 Trust fund accounts, 379-381

Health Resources Administration, 375-377

Health Review Commission, Occupational Safety and, 610

Health Services Administration, 365-367

Highway Administration, Federal:  
 Budget accounts, 501-508  
 Trust fund accounts, 505-508

Highway Beautification, Commission on, 621



- Highway Traffic Safety Administration, National:  
 Budget accounts, 508-509  
 Trust fund accounts, 509
- Historical and memorial agencies, other:  
 Budget accounts, 595-596  
 Trust fund accounts, 596
- Historical commissions:  
 Budget accounts, 593-596  
 Deposit fund accounts, 684
- Holmes, Oliver Wendell, devise fund, 183
- Home Loan Bank Board, Federal:  
 Budget accounts, 589  
 Deposit fund accounts, 681
- Hopi Relocation Commission, Navajo, 625
- Hospital Insurance Trust Fund, Federal, 394
- House of Representatives:  
 Budget accounts, 166-171  
 Receipts, 70
- Housing Administration, Federal:  
 Budget accounts, 639  
 See also Housing programs.
- Housing and Urban Development, Department of:  
 Budget accounts, 406-421  
 Deposit fund accounts, 658-659  
 Receipts, 95-96
- Housing Authority, National Capital, 686
- Housing production and mortgage credit, see Housing programs.
- Housing programs, 406-410
- Howard University, 397
- Human Development, Assistant Secretary for, 398-399
- Humanities, National Foundation on the Arts and the:  
 Budget accounts, 605-606  
 Deposit fund accounts, 687-688  
 Receipts, 128  
 Trust fund accounts, 606
- Immigration and Naturalization Service, 461
- Income taxes:  
 Receipts by states and districts, 152-155  
 Receipts from, 25, 40
- Income taxes withheld, clearing accounts for by organizational unit, 138-139
- Independent Agencies:  
 Budget accounts, 572-635  
 Deposit fund accounts, 674-694  
 Receipts, 117-136  
 Special fund receipts, 820, 822  
 Trust fund receipts, 824-827
- Indian Affairs, Bureau of:  
 Budget accounts, 445-450  
 Trust fund accounts, 449-450
- Indian affairs, Interior, 445-450
- Indian Claims Commission:  
 Budget accounts, 596-597  
 Deposit fund accounts, 685  
 Receipts, 126
- Indochina postwar reconstruction assistance, 226
- Industry and commerce, promotion of, 301-303
- Information Agency, United States:  
 Budget accounts, 627-629  
 Deposit fund accounts, 694  
 Receipts, 134-135  
 Trust fund accounts, 628-629
- Information Science, National Commission on Libraries and:  
 Budget accounts, 604-605  
 Receipts, 127  
 Trust fund accounts, 604
- Institutions, special, Health, Education, and Welfare, 395-397
- Insurance:  
 Bank deposits, 587-588  
 Disability, Federal, 393-394  
 Employees life, 578-579  
 Federal Contribution Act taxes, 138-139  
 Government life, 570  
 Hospital, Federal 394  
 Medical, Federal, 394-395  
 Old-age and survivors, Federal, 392-393  
 Savings and loan accounts, 589  
 Service Life, National, 569  
 Unemployment, 152-155
- Insurance Administration, Federal, 414-415
- Insurance and retirement, contributions for other, 41-42
- Insurance programs, contributions to, 63
- Interest:  
 Accrued on public debt securities, 10-12, 22-23  
 On loans to Government-owned enterprises, 61-62  
 Receipts, 48-49
- Intergovernmental agencies, 597-601
- Intergovernmental commissions, 685
- Intergovernmental Relations, Advisory Commission on:  
 Budget accounts, 597-598  
 Deposit fund accounts, 685  
 Receipts, 126  
 Trust fund accounts, 598
- Interior, Department of the:  
 Budget accounts, 422-457  
 Deposit fund accounts, 659-661  
 Receipts, 96-100  
 Special fund receipts, 818-819, 821-822
- Internal Revenue Service, 527-529
- International Bank for Reconstruction and Development, 227
- International Broadcasting, Board for, 575
- International Business Administration, Domestic and:  
 Budget accounts, 301-302  
 Trust fund accounts, 301-302
- International commissions, State, 484-485
- International Development, Agency for, 645-646
- International development assistance:  
 Budget accounts, 226-240  
 Receipts, 76
- International Economic Policy, Council on, 209
- International financial institutions, 226-227
- International Monetary Fund, 10-11, 14
- International Monetary Fund, analysis of monetary assets with, 24
- International narcotics control assistance, 240-241
- International organizations and conferences:  
 Budget accounts, 483-484  
 Trust fund accounts, 484
- International organizations and programs, 228-230
- International programs, Agriculture, 261-262
- International security assistance:  
 Budget accounts, 222-225  
 Receipts, 75  
 Trust fund accounts, 225
- International Trade Commission, 601
- International Women's Year, 1975 National Commission on Observation of:  
 Budget accounts, 624  
 Trust fund accounts, 626
- Interstate Commerce Commission:  
 Budget accounts, 601-602  
 Deposit fund accounts, 686  
 Receipts, 127
- Interstate Commission on the Potomac River Basin, 600
- Interstate Land Sales Registration, Office of, 415
- Intrabudgetary receipts deducted by agency, 62-65
- Investments of Federal agencies and Government accounts in public debt and agency securities, 34-37
- Investments of Federal agencies in public debt and guaranteed securities, 32-33
- Investments, realizations upon loans and, 58-60, 65
- James Madison Memorial Commission, 596
- Japan-United States Friendship Commission:  
 Budget accounts, 594  
 Receipts, 125  
 Trust fund accounts, 594
- Joint Items, Legislative Branch, 171-174
- Judicial Center, Federal, 200
- Judicial services, fees for regulatory and, 43-44
- Judicial survivors' annuity fund, 202
- Judiciary, The:  
 Budget accounts, 194-205  
 Deposit fund accounts, 643-644  
 Receipts, 74-75  
 Special fund receipts, 818, 821
- Judiciary trust funds, 202-203
- Justice, Department of:  
 Budget accounts, 458-465  
 Deposit fund accounts, 661-662  
 Receipts, 101

## L

- Labor, Department of:  
 Budget accounts, 466-479  
 Deposit fund accounts, 663  
 Receipts, 102-130  
 Trust fund receipts, 824, 826
- Labor Management Services Administration, 471
- Labor Relations Board, National:  
 Budget accounts, 607  
 Deposit fund accounts, 688  
 Receipts, 128
- Labor Statistics, Bureau of:  
 Budget accounts, 474-475  
 Trust fund accounts, 474-475
- Land and water conservation, 432
- Land and water resources, 422-431
- Land Management, Bureau of:  
 Budget accounts, 422-425  
 Trust fund accounts, 425
- Land Use Planning Commission for Alaska, Joint Federal-State:  
 Budget accounts, 620  
 Deposit fund accounts, 693-694  
 Receipts, 134  
 Trust fund accounts, 620
- Law Enforcement Assistance Administration, 463
- Laws, private and public relief, 796
- Legal activities, 459-460
- Legal Services Corporation, 602
- Legislative Branch:  
 Budget accounts, 164-192  
 Deposit fund accounts, 642-643  
 Receipts, 70-74  
 Trust fund receipts, 824, 826
- Liabilities:  
 Excess over assets, 11, 16  
 Relating to cash operations, 10-14
- Liability accounts, analysis of certain, 22-23
- Libraries and Information Science, National Commission on:  
 Budget accounts, 604-605  
 Receipts, 127  
 Trust fund accounts, 604
- Library, National Agricultural, 258
- Library of Congress:  
 Budget accounts, 180-184  
 Receipts, 71-72  
 Trust fund accounts, 184  
 Trust fund receipts, 824, 826
- Loans and investments, realization upon, 58-60, 65
- Lowell Historic Canal District Commission 622
- Memorial agencies, other historical and:  
 Budget accounts, 595-596  
 Trust fund accounts, 596
- Memorial commissions:  
 Budget accounts, 593-596  
 Deposit fund accounts, 684
- Mental Health Administration, Alcohol, Drug Abuse and, 374-375
- Metal and Nonmetallic Mine Safety Board of Review, Federal:  
 Budget accounts, 591  
 Deposit fund accounts, 682
- Migration and refugee assistance, emergency, 243
- Mines, Bureau of:  
 Budget accounts, 440-442  
 Trust fund accounts, 442
- Mining Enforcement and Safety Administration:  
 Budget accounts, 439-440  
 Trust fund accounts, 440
- Minority Business Enterprise, 302
- Mint, Bureau of the, 526-527
- Miscellaneous accounts, Office of the Secretary, Treasury, 519-520
- Miscellaneous recoveries and refunds, receipts from, 65
- Miscellaneous taxes, receipts from, 43
- Model Cities Programs, 412
- Monetary power, receipts from, 43
- Mortgage Association, Government National, 410-411
- Mortgage credit, housing production and, see Housing programs.
- Multilateral assistance, 226-230

## N

- Narcotics control assistance, international, 240-241
- National Aeronautics and Space Administration:  
 Budget accounts, 560-563  
 Deposit fund accounts, 673  
 Receipts, 114-115  
 Trust fund accounts, 561
- National Agricultural Library, 258
- National Capital Housing Authority, 686
- National Capital Planning Commission:  
 Budget accounts, 603  
 Deposit fund accounts, 687  
 Receipts, 127
- National Center for Productivity and Quality of Working Life, 603-604
- National commissions, committees and councils. For entries beginning with these words, see under more specific titles: e.g., Libraries and Information Science, National Commission on.
- National Credit Union Administration:  
 Budget accounts, 605  
 Deposit fund accounts, 687
- National Fire Prevention and Control Administration, 307
- National Foundation on the Arts and Humanities:  
 Budget accounts, 605-606  
 Deposit fund accounts, 687-688  
 Receipts, 128  
 Trust fund accounts, 606
- National Highway Traffic Safety Administration:  
 Budget accounts, 508-509  
 Trust fund accounts, 509
- National Institute of Education, 386-387
- National Institutes of Health, 368-374
- National Labor Relations Board:  
 Budget accounts, 607  
 Deposit fund accounts, 688  
 Receipts, 128
- National Mediation Board:  
 Budget accounts, 607  
 Deposit fund accounts, 688-689  
 Receipts, 128
- National Oceanic and Atmospheric Administration:  
 Budget accounts, 303-307  
 Trust fund accounts, 306-307
- National Park Service:  
 Budget accounts, 435-438  
 Trust fund accounts, 437-438
- National Parks Centennial Commission, 596
- National Science Foundation:  
 Budget accounts, 608-609  
 Deposit fund accounts, 689  
 Receipts, 129  
 Trust fund accounts, 608-609
- National Security Council, 211
- National Service Life Insurance, 569
- National Technical Institute for the Deaf, 395

## M

- Madison, James, Memorial Commission, 596
- Mammal Commission, Marine, 602-603
- Management and Budget, Office of, 211-212
- Management, departmental:  
 Budget accounts:  
 Agriculture, 252-254  
 Health, Education, and Welfare, 399-401  
 Housing and Urban Development, 416-418  
 Labor, 475-476  
 Trust fund accounts:  
 Housing and Urban Development, 416-418
- Management improvement, expenses of, 221-222
- Manpower Administration, see Employment and Training Administration.
- Marine Mammal Commission, 602-603
- Maritime Administration:  
 Budget accounts, 309-312  
 Trust fund accounts, 310
- Maritime Commission, Federal:  
 Budget accounts, 590  
 Deposit fund accounts, 681  
 Receipts, 123-124
- Marketing Services, Agriculture, 260-261
- Materials Policy, National Commission on, 623
- Mediation and Conciliation Service, Federal:  
 Budget accounts, 590-591  
 Deposit fund accounts, 681-682  
 Receipts, 124
- Mediation Board, National:  
 Budget accounts, 607  
 Deposit fund accounts, 688-689  
 Receipts, 128
- Medical Insurance Trust Fund, Federal Supplementary, 394-395
- Memorandum, Treasury Department, 531-532

## National Transportation Safety Board:

- Budget accounts, 609
  - Deposit fund accounts, 689-690
  - Receipts, 129
  - Trust fund accounts, 609
- National Water Commission, 625
- Navajo - Hopi Relocation Commission, 625
- Naval Petroleum Reserve, 242
- Navy, Department of the:
- Budget accounts:
    - Construction, military, 337-338
    - Operation and maintenance, 323-324
    - Personnel, 319
    - Procurement, 330-331
    - Research, development, test, and evaluation, 334
  - Deposit fund accounts, 651-652
  - Receipts, 84-85, 90
  - Trust fund accounts, 349-350
- New Communities Administration, 413-414
- Nuclear Regulatory Commission:
- Budget accounts, 610
  - Deposit fund accounts, 690
  - Receipts, 129-130
- Nutrition Service, Food and, 276-277

## O

- Observance of International Women's Year, 1975,
- National Commission on:
- Budget accounts, 624
  - Trust fund accounts, 626
- Occupational Safety and Health Administration, 473
- Occupational Safety and Health Review Commission, 610
- Oceanic and Atmospheric Administration, National:
- Budget accounts, 303-307
  - Trust fund accounts, 306-307
- Off-budget Federal Agencies:
- Budget accounts, 636-641
  - Receipts, 110
  - Receipts from, 61
- Office. For entries beginning with this word, see under more specific titles: e.g., Education, Office of.
- Old-age and Survivors Insurance Trust Fund, Federal, 392-393
- Oliver Wendell Holmes devise fund, 183
- Other temporary commissions:
- Budget accounts, 621-626
  - Receipts, 134
  - Trust fund accounts, 626
- Outdoor Recreation, Bureau of:
- Budget accounts, 431-432
  - Trust fund accounts, 432
- Outlay accounts, budget, 164-641
- Outlays, budget:
- By departments, 702-713
  - By organizational units or program, 714-749
  - Summary of, 25-26, 700
  - Summary of, by fund group, 836-837
- Outlays not applied to current year's surplus or deficit, 27
- Over obligated accounts, status of, 774-775
- Overseas Private Investment Corporation:
- Budget accounts, 238
  - Deposit fund accounts, 646

## P

- Packers and Stockyards Administration, 260-261
- Panama Canal:
- Budget accounts, 356-357
  - Deposit fund accounts, 656
  - Receipts, 91
- Panama Canal Company, 357
- Paperwork, Commission on Federal, 621
- Park Service, National:
- Budget accounts, 435-438
  - Trust fund accounts, 437-438
- Parks, National Centennial Commission, 596
- Patent and Trademark Office, 307
- Patent Appeals and Customs, Court of, 195
- Pay, Advisory Committee on Federal, 573
- Penalties, and forfeitures, fines, 44-45
- Pennsylvania Avenue Development Corporation, 611
- Pension Benefit Guaranty Corporation, 639
- Pershing Hall memorial fund, 519
- Personal property activities, General Services Administration, 546-547

- Petroleum Reserve, Naval, 242
- Petroleum Storage, Strategic, 242
- Planning Commission, National Capital:
- Budget accounts, 603
  - Deposit fund accounts, 687
  - Receipts, 127
- Plant Health Inspection Service, Animal and:
- Budget accounts, 255-256
  - Trust fund accounts, 256
- Policy development and research, 415
- Postal Service:
- Budget accounts, 611
  - Deposit fund accounts, 691
  - Public enterprise funds, 636-637
- Power Commission, Federal:
- Budget accounts, 591-592
  - Deposit fund accounts, 682-683
  - Receipts, 124
  - Special fund receipts, 820, 822
- Preparedness activities, General Services Administration, 551-552
- President, The:
- Compensation of, 206
  - Executive Office of the, 206-217, 644-645
  - Funds Appropriated to, 75-77, 218-251, 645-646
  - Special assistance to, 207
- President's Council on Youth Opportunity, 626
- Price Stability, Council on Wage and, 209
- Printing and Engraving, Bureau of, 526
- Prison Industries Fund, 462
- Prison System, Federal:
- Budget accounts, 461-463
  - Trust fund accounts, 462-463
- Privacy Protection Study Commission, 625
- Procurement, Commission on Government, 625
- Product Safety Commission, Consumer:
- Budget accounts, 583
  - Deposit fund accounts, 677-678
  - Receipts, 121
- Productivity and Quality of Working Life, National Center for, 603-604
- Products, Sale of, 51-52
- Property:
- Management and disposal, 549-550
  - Personal, 546-547
  - Real, 544-545
  - Sale of Government, 57-58, 65
- Proprietary receipts from the public, 48-59
- Public debt:
- As published in the Monthly Statement of the Public Debt of the United States, 29-31
  - Borrowings from the Treasury handled as public debt transactions, 812-814
  - Gifts to the United States for reduction of, 532
  - Interest on, 530
  - Retirement, 531-532
  - Securities, 10-12
  - Sinking fund, 531
- Public debt authority, borrowings from the Treasury under, 802-807
- Public Debt, Bureau of the, 527
- Public works acceleration, 243

## R

- Railroad Administration, Federal, 510-512
- Railroad Retirement Board:
- Budget accounts, 611-613
  - Deposit fund accounts, 691
  - Receipts, 130-131
  - Trust fund accounts, 612-613
  - Trust fund receipts, 825, 827
- Railroad Retirement Tax Act Taxes, 25, 41
- Railroad retirement taxes, receipts by states and districts, 152-155
- Railway Association, United States, 629
- Real property activities, General Services Administration:
- Budget accounts, 544-545
  - Trust fund accounts, 545
- Receipt clearing accounts, 61, 65
- Receipt clearing accounts, other, 142-145

- Receipts:  
 Budget:  
 Summary of, by fund group, 836-837  
 Summary of, by organizational unit, 70-136  
 Summary of, by source categories, 25-26, 40-68  
 Customs, by districts and ports, 147-150  
 Interchange, 63  
 Internal Revenue, by states and districts, 152-155  
 Intrabudgetary, deducted by agency, 62-65  
 Miscellaneous, 43-48  
 Not applied to current year's surplus or deficit, 27  
 Proprietary, 48-59  
 Refunds of, 532  
 Special fund, by organizational unit, 818-823  
 Trust fund, by organizational unit, 824-827  
 Undistributed off-setting, 66-68  
 Reclamation, Bureau of:  
 Budget accounts, 426-430  
 Trust fund accounts, 430  
 Records activities, General Services Administration:  
 Budget accounts, 547-548  
 Trust fund accounts, 548  
 Records and Documents of Federal Officials,  
 National Study Commission, 621  
 Recoveries and refunds, miscellaneous, receipts from, 65  
 Recoveries and refunds, receipts from, 60-61  
 Recreation, Bureau of Outdoor:  
 Budget accounts, 431-432  
 Trust fund accounts, 432  
 Refugees, assistance to, 243  
 Refunds and recoveries, receipts from, 60-61  
 Refunds and recoveries, miscellaneous, receipts from, 65  
 Refunds, miscellaneous, 48  
 Regional Action Planning Commissions:  
 Budget accounts, 299-301  
 Trust fund accounts, 300-301  
 Regulatory and judicial services, fees for, 43-44  
 Rehabilitation Service, Social and:  
 Budget accounts, 388-390  
 Trust fund accounts, 390  
 Renegotiation Board:  
 Budget accounts, 613  
 Deposit fund accounts, 691  
 Receipts, 131  
 Rent, including bonuses, receipts from, 49-50  
 Reparations war, and recoveries under military occupation, 46  
 Research:  
 Agricultural, 254-260  
 Science and technical, Commerce, 308-309  
 Retired Employees Health Benefits Fund, 579  
 Retirement and Disability Fund, Foreign Service, 482  
 Revenue sharing:  
 Budget accounts, 530-531  
 Trust fund accounts, 530-531  
 River basin commissions:  
 Budget accounts, 599-600  
 Deposit fund accounts, 685  
 Roosevelt, Franklin Delano, Memorial Commission, 595  
 Royalties, receipts from, 50  
 Rural Development, Agriculture, 269-272  
 Rural Development Service, Agriculture, 269  
 Rural Electrification Administration, 269, 637  
 Ryukyu Islands, 355
- S**
- Safety Administration, Mining Enforcement and:  
 Budget accounts, 439-440  
 Trust fund accounts, 440  
 Saint Lawrence Seaway Development Corporation, 513  
 Savings and Loan Insurance Corporation Fund,  
 Federal, 589  
 Science and education programs, Agriculture, 254-258  
 Science and technical research, Commerce:  
 Budget accounts, 308-309  
 Trust fund accounts, 309  
 Science and technology, Commerce, 303-309  
 Science and Technology Policy, Office of, 212  
 Science Foundation, National:  
 Budget accounts, 608-609  
 Deposit fund accounts, 689  
 Receipts, 129  
 Trust fund accounts, 608-609  
 Secret Service, United States, 529  
 Secretarial Offices, Interior, 452-453  
 Secretary, Office of the:  
 Defense, 87-88  
 Interior, 452-453  
 Transportation, 492-493  
 Treasury, 518-520
- Securities:  
 Agency, 10-12  
 Held as investments, summary of, by fund group, 836-837  
 Investments of Federal agencies and Government accounts in public debt and agency securities, 34-37  
 Issued by Federal agencies (net), 32-33  
 Public debt, 10-12  
 Securities and Exchange Commission:  
 Budget accounts, 613-614  
 Deposit fund accounts, 692  
 Receipts, 132  
 Security assistance, international:  
 Budget accounts, 222-225  
 Receipts, 75  
 Trust fund accounts, 225  
 Security Council, National, 211  
 Seigniorage, 27  
 Selective Service System:  
 Budget accounts, 614  
 Deposit fund accounts, 692  
 Receipts, 132  
 Senate:  
 Budget accounts, 164-166  
 Receipts, 70  
 Shipbuilding, American Commission on, 621  
 Shipping, ocean, 309-312  
 Sinking fund, public debt, 531  
 Small Business Administration:  
 Budget accounts, 615-616  
 Deposit fund accounts, 693  
 Receipts, 132-133  
 Smithsonian Institution:  
 Budget accounts, 616-619  
 Deposit fund accounts, 693  
 Receipts, 133  
 Trust fund accounts, 619  
 Trust fund receipts, 825, 827  
 Social and Economic Statistics Administration, see Census, Bureau of the.  
 Social and Rehabilitation Service:  
 Budget accounts, 388-390  
 Trust fund accounts, 390  
 Social insurance taxes and contributions, receipts from, 25, 40-42  
 Social Security Act taxes, 25, 40-41  
 Social Security Administration, 390-392  
 Soil Conservation Service:  
 Budget accounts, 272-274  
 Trust fund accounts, 274  
 Soldiers' and Airmen's Home, United States:  
 Deposit fund accounts, 656  
 Receipts, 90-91  
 Trust fund accounts, 355-356  
 Trust fund receipts, 824, 826  
 Solicitor, Office of the, Interior, 452-453  
 Southeastern Power Administration, 443-444  
 Southwestern Power Administration, 444-445  
 Space Administration, National Aeronautics and:  
 Budget accounts, 560-563  
 Deposit fund accounts, 673  
 Receipts, 114-115  
 Trust fund accounts, 561  
 Space and facilities, Judiciary, 201  
 Spanish-speaking People, Cabinet Committee on Opportunities for, 575  
 Special drawing rights, 10, 14  
 Special. For entries beginning with this word, see under more specific title.  
 State, Department of:  
 Budget accounts, 480-491  
 Deposit fund accounts, 663-664  
 Other accounts, 488-489  
 Receipts, 103-105  
 Special fund receipts, 819, 822  
 Trust fund receipts, 824, 826  
 Statistical activities:  
 Agriculture, 258-259  
 Labor, 474-475  
 Statistical Reporting Service, Agriculture:  
 Budget accounts, 258-259  
 Trust fund accounts, 259  
 Stockyards Administration, Packers and, 260-261  
 Strategic petroleum storage, 242  
 Study commissions, temporary:  
 Budget accounts, 619-626  
 Deposit fund accounts, 693-694  
 Supplies and shortages, National Commission on, 624  
 Supreme Court of the United States, 194-195  
 Surplus or deficit, budget, 11, 16, 26  
 Surplus or deficit, transactions not applied to current year's, 16, 26-27  
 Susquehanna River Basin Commission:  
 Budget accounts, 600  
 Deposit fund accounts, 685

## T

Tax Court, United States:  
 Budget accounts, 187-188  
 Deposit fund accounts, 643  
 Receipts, 73-74  
 Trust fund accounts, 188

Technical research, Commerce:  
 Budget accounts, 308-309  
 Trust fund accounts, 309

Technology Assessment, Office of:  
 Budget accounts, 174  
 Receipts, 70  
 Trust fund accounts, 174

Technology Policy, Office of Science and, 212

Telecommunications activities, General Services Administration, 548-549

Telecommunications Policy, Office of, 213

Temporary Commissions, other:  
 Budget accounts, 621-626  
 Receipts, 134  
 Trust fund accounts, 626

Tennessee Valley Authority:  
 Budget accounts, 626  
 Receipts, 134

Territorial affairs, Interior, 450-451

Territorial Affairs, Office of, 450-451

Tobacco and Firearms, Bureau of Alcohol, 524

Trade Commission, Federal:  
 Budget accounts, 592  
 Deposit fund accounts, 683  
 Receipts, 125

Trade Commission, International, 601

Trade Negotiations, Office of the Special Representative for, 212-213

Trademark Office, Patent and, 307

Training Administration, Employment and:  
 Budget accounts, 466-471  
 Trust fund accounts, 470

Transfers, capital, by organizational unit, 146

Transit Authority, Washington Metropolitan Area, 600-601

Transportation Administration, Urban Mass, 512-513

Transportation, Department of:  
 Budget accounts, 492-517  
 Deposit fund accounts, 664-665  
 Receipts, 105-107

Transportation Safety Board, National:  
 Budget accounts, 609  
 Deposit fund accounts, 689-690  
 Receipts, 129  
 Trust fund accounts, 609

Travel Service, United States, 303

Treasury, Department of the:  
 Budget accounts, 518-533  
 Deposit fund accounts, 666-671  
 Private and public relief laws, 796  
 Receipts, 107-111  
 Trust fund receipts, 824, 826

Treasury of the United States, account of the, 17

Treasury, United States, operating cash, 10-11, 14-15

Truman, Harry S. Memorial Scholarship Foundation:  
 Budget accounts, 593  
 Trust fund accounts, 593

Trust fund receipts, by organizational unit, 824-827

Trust funds, contributions to, 25

## U

Unanticipated needs, Funds Appropriated to the President, 220-221

Undistributed off-setting receipts, 66-68

Unemployment insurance, receipts from, 41

Unemployment trust fund, 470-471

United States Courts, expenses of facilities, 201

United States Fish and Wildlife Service:  
 Budget accounts, 432-435  
 Trust fund accounts, 438-439

United States Friendship Commission, Japan:  
 Budget accounts, 594  
 Receipts, 125  
 Trust fund accounts, 594

United States Government Life Insurance Fund, 570

United States Information Agency:  
 Budget accounts, 627-629  
 Deposit fund accounts, 694  
 Receipts, 134-135  
 Trust fund accounts, 628-629

United States Railway Association, 629

United States Tax Court:  
 Budget accounts, 187-188  
 Deposit fund accounts, 643  
 Receipts, 73-74  
 Trust fund accounts, 188

United States Travel Service, 303

Urban Mass Transportation Administration, 512-513

## V

Veterans Administration:  
 Budget accounts, 564-571  
 Deposit fund accounts, 674  
 Receipts, 115-117  
 Trust fund accounts, 569-570

Vice President, Official Residence of, 207

## W

Wage and Price Stability, Council on, 209

Washington Metropolitan Area Transit Authority, 600-601

Water and land conservation, 432

Water Commission, National, 625

Water Quality, National Commission on, 624

Water Research and Technology, Office of, 430-431

Water Resources Council:  
 Budget accounts, 630-631  
 Receipts, 135-136  
 Trust fund accounts, 630-631

Water resources, land and, 422-431

White House Office, 206

Wiretapping and Electronic Surveillance, National Commission for the Review of Federal and State Laws Relating to, 623

Withheld taxes, clearing accounts for, by organizational unit, 138-139

Women's Year 1975, National Commission on Observance of International,  
 Budget accounts, 624  
 Trust fund accounts, 626

## Y

Youth Opportunity, President's Council on, 626





