



FEMA



Introduction to the Incident Command System (ICS 100)

Student Manual

August 2010



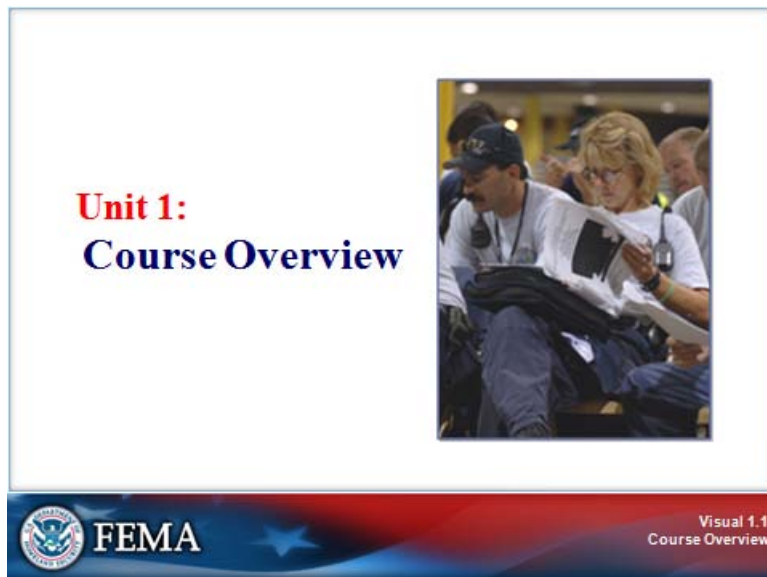
FEMA

UNIT 1: COURSE OVERVIEW

This page intentionally left blank

COURSE INTRODUCTION

Visual 1.1



Key Points

Welcome to the course.


This course will introduce you to the Incident Command System (ICS).


COURSE GOALS AND OBJECTIVES

Visual 1.2

Course Goals

- Demonstrate basic knowledge of the Incident Command System (ICS).
- Be prepared to coordinate with response partners from all levels of government and the private sector.



**FEMA**

Visual 1.2
Course Overview

Key Points

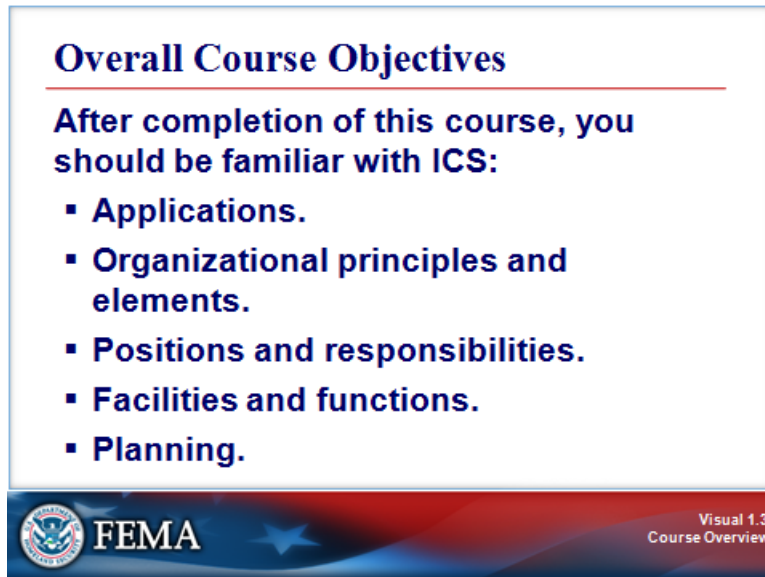
The goals for this course are for you to:

- Demonstrate basic knowledge of the Incident Command System (ICS).
- Be prepared to coordinate with response partners from all levels of government and the private sector.

This course is designed to provide overall incident management skills rather than tactical expertise. Additional courses are available on developing and implementing incident tactics.

COURSE GOAL AND OBJECTIVES


Visual 1.3



Overall Course Objectives

After completion of this course, you should be familiar with ICS:

- **Applications.**
- **Organizational principles and elements.**
- **Positions and responsibilities.**
- **Facilities and functions.**
- **Planning.**

 **FEMA**

Visual 1.3
Course Overview

Key Points


At the completion of the course, you should be familiar with:

- ICS applications.
- ICS organizational principles and elements.
- ICS positions and responsibilities.
- ICS facilities and functions.
- ICS planning.

INTRODUCTIONS AND EXPECTATIONS



Visual 1.4

Participant Introductions



Please provide your:

- **Name.**
- **Job title.**
- **Overall experience with emergency response.**
- **Possible role in responding to incidents.**

**FEMA**

Visual 1.4
Course Overview

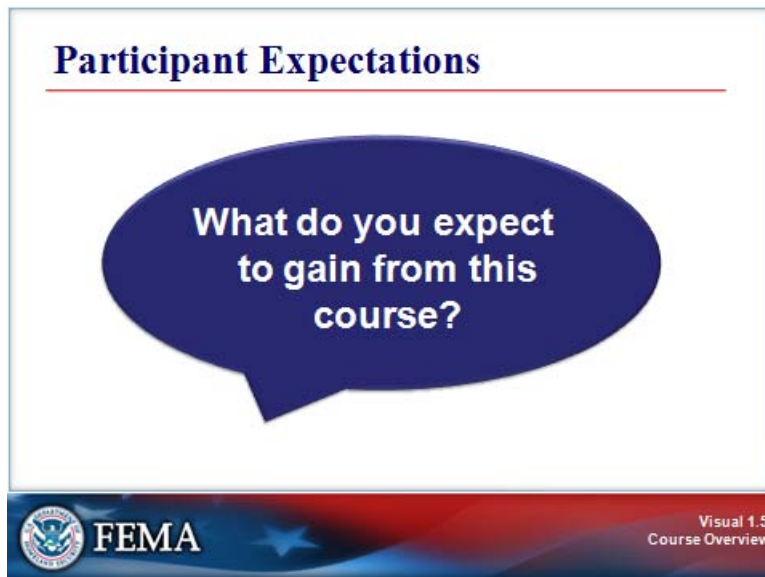
Key Points

Introduce yourself by providing:

- Your name.
- Your job title.
- A brief statement of your overall experience with emergency or incident response.
- Your possible roles in responding to incidents.

INTRODUCTIONS AND EXPECTATIONS

Visual 1.5

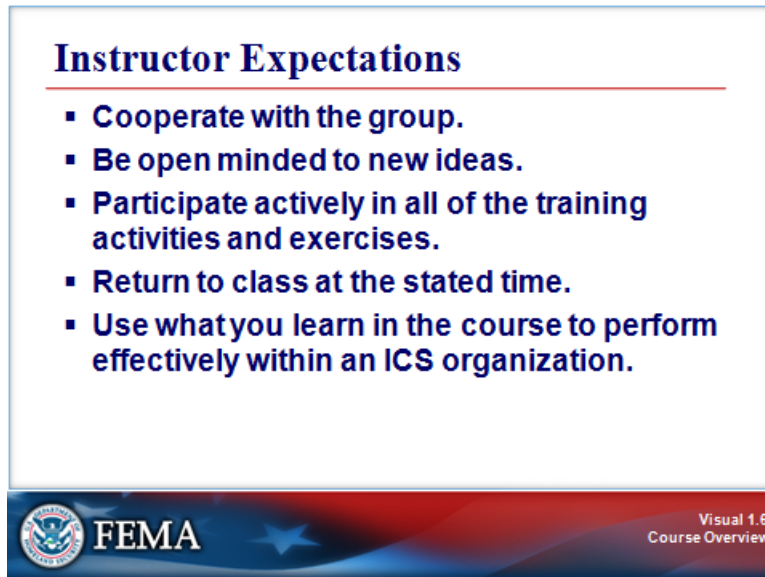


Key Points

What do you expect to gain from this course?

INTRODUCTIONS AND EXPECTATIONS

Visual 1.6



Key Points

The instructors expect that everyone will:

- Cooperate with the group.
- Be open minded to new ideas.
- Participate actively in all of the training activities and exercises.
- Return to class at the stated time.
- Use what they learn in the course to perform effectively within an ICS organization.

COURSE STRUCTURE

Visual 1.7



Key Points

The course is divided into the following seven units:

- Unit 1: Course Overview
- Unit 2: ICS Overview
- Unit 3: ICS Features and Principles
- Unit 4: Incident Commander and Command Staff Functions
- Unit 5: General Staff Functions
- Unit 6: Unified Command
- Unit 7: Course Summary – Putting It All Together

COURSE LOGISTICS

Visual 1.8



Key Points

Review the following information:

- Course agenda
- Sign-in sheet

Review the following housekeeping issues:

- Breaks
- Message and telephone location
- Cell phone policy
- Facilities
- Other concerns

The course glossary is located at the end of this unit, and should be used throughout the course. Some of the terms in the glossary may be used differently in ICS than in day-to-day operations (e.g., facilities).

COURSE COMPLETION

Visual 1.9

Successful Course Completion

- Participate in unit activities/exercises.
- Achieve 75% or higher on the final exam.
- Complete the end-of-course evaluation.



 **FEMA**

Visual 1.9
Course Overview

Key Points

In order to successfully complete this course, you must:

- Participate in unit activities/exercises.
- Achieve 75% or higher on the final exam.
- Complete the end-of-course evaluation.

Agency: A division of government with a specific function offering a particular kind of assistance. In the Incident Command System, agencies are defined either as jurisdictional (having statutory responsibility for incident management) or as assisting or cooperating (providing resources or other assistance). Governmental organizations are most often in charge of an incident, though in certain circumstances private sector organizations may be included. Additionally, nongovernmental organizations may be included to provide support.

Agency Administrator or Executive: The official responsible for administering policy for an agency or jurisdiction. An Agency Administrator/Executive (or other public official with jurisdictional responsibility for the incident) usually makes the decision to establish an Area Command.

Agency Dispatch: The agency or jurisdictional facility from which resources are sent to incidents.

Agency Representative: A person assigned by a primary, assisting, or cooperating Federal, State, tribal, or local government agency or private organization that has been delegated authority to make decisions affecting that agency's or organization's participation in incident management activities following appropriate consultation with the leadership of that agency.

All-Hazards: Describing an incident, natural or manmade, that warrants action to protect life, property, environment, public health or safety, and minimize disruptions of government, social, or economic activities.

Allocated Resource: Resource dispatched to an incident.

Area Command: An organization established to oversee the management of multiple incidents that are each being handled by a separate Incident Command System organization or to oversee the management of a very large or evolving incident that has multiple incident management teams engaged. An agency administrator/executive or other public official with jurisdictional responsibility for the incident usually makes the decision to establish an Area Command. An Area Command is activated only if necessary, depending on the complexity of the incident and incident management span-of-control considerations.

Assessment: The process of acquiring, collecting, processing, examining, analyzing, evaluating, monitoring, and interpreting the data, information, evidence, objects, measurements, images, sound, etc., whether tangible or intangible, to provide a basis for decisionmaking.

Assigned Resource: Resource checked in and assigned work tasks on an incident.

Assignment: Task given to a personnel resource to perform within a given operational period that is based on operational objectives defined in the Incident Action Plan.

Assistant: Title for subordinates of the Command Staff positions. The title indicates a level of technical capability, qualifications, and responsibility subordinate to the primary positions. Assistants may also be assigned to Unit Leaders.

Assisting Agency: An agency or organization providing personnel, services, or other resources to the agency with direct responsibility for incident management.

Available Resource: Resource assigned to an incident, checked in, and available for a mission assignment, normally located in a Staging Area.

Badging: The assignment of physical incident-specific credentials to establish legitimacy and limit access to various incident sites.

Branch: The organizational level having functional or geographical responsibility for major aspects of incident operations. A Branch is organizationally situated between the Section Chief and the Division or

Group in the Operations Section, and between the Section and Units in the Logistics Section. Branches are identified by the use of Roman numerals or by functional area.

Cache: A predetermined complement of tools, equipment, and/or supplies stored in a designated location, available for incident use.

Camp: A geographical site, within the general incident area, separate from the Incident Base, equipped and staffed to provide sleeping, food, water, and sanitary services to incident personnel.

Certifying Personnel: The process of authoritatively attesting that individuals meet professional standards for the training, experience, and performance required for key incident management functions.

Chain of Command: The orderly line of authority within the ranks of the incident management organization.

Check-In: The process through which resources first report to an incident. All responders, regardless of agency affiliation, must report in to receive an assignment in accordance with the procedures established by the Incident Commander.

Chief: The Incident Command System title for individuals responsible for management of functional Sections: Operations, Planning, Logistics, Finance/Administration, and Intelligence/Investigations (if established as a separate Section).

Command: The act of directing, ordering, or controlling by virtue of explicit statutory, regulatory, or delegated authority.

Command Staff: The staff who report directly to the Incident Commander, including the Public Information Officer, Safety Officer, Liaison Officer, and other positions as required. They may have an assistant or assistants, as needed.

Common Operating Picture: An overview of an incident by all relevant parties that provides incident information enabling the Incident Commander/Unified Command and any supporting agencies and organizations to make effective, consistent, and timely decisions.

Common Terminology: Normally used words and phrases—avoiding the use of different words/phrases for same concepts—to ensure consistency and to allow diverse incident management and support organizations to work together across a wide variety of incident management functions and hazard scenarios.

Communications: The process of transmission of information through verbal, written, or symbolic means.

Communications/Dispatch Center: An agency or interagency dispatcher center, 911 call center, emergency control or command dispatch center, or any naming convention given to the facility and staff that handles emergency calls from the public and communication with emergency management/response personnel. The center can serve as a primary coordination and support element of the multiagency coordination system (MACS) for an incident until other elements of the MACS are formally established.

Complex: Two or more individual incidents located in the same general area and assigned to a single Incident Commander or to Unified Command.

Cooperating Agency: An agency supplying assistance other than direct operational or support functions or resources to the incident management effort.

Coordinate: To advance systematically an analysis and exchange of information among principals who have or may have a need to know certain information to carry out specific incident management responsibilities.

Corrective Actions: The implementation of procedures that are based on lessons learned from actual incidents or from training and exercises.

Credentialing: The authentication and verification of the certification and identity of designated incident managers and emergency responders.

Delegation of Authority: A statement provided to the Incident Commander by the agency executive delegating authority and assigning responsibility. The delegation of authority can include objectives, priorities, expectations, constraints, and other considerations or guidelines, as needed. Many agencies require written delegation of authority to be given to the Incident Commander prior to assuming command on larger incidents. Also known as Letter of Expectation.

Demobilization: The orderly, safe, and efficient return of an incident resource to its original location and status.

Deputy: A fully qualified individual who, in the absence of a superior, could be delegated the authority to manage a functional operation or perform a specific task. In some cases, a Deputy could act as relief for a superior and therefore must be fully qualified in the position. Deputies can be assigned to the Incident Commander, General Staff, and Branch Directors.

Director: The Incident Command System title for individuals responsible for supervision of a Branch.

Dispatch: The ordered movement of a resource or resources to an assigned operational mission, or an administrative move from one location to another.

Division: The organizational level having responsibility for operations within a defined geographic area. Divisions are established when the number of resources exceeds the manageable span of control of the Section Chief. See Group.

Emergency: Any incident, whether natural or manmade, that requires responsive action to protect life or property. Under the Robert T. Stafford Disaster Relief and Emergency Assistance Act, an emergency means any occasion or instance for which, in the determination of the President, Federal assistance is needed to supplement State and local efforts and capabilities to save lives and to protect property and public health and safety, or to lessen or avert the threat of a catastrophe in any part of the United States.

Emergency Management/Response Personnel: Includes Federal, State, territorial, tribal, substate regional, and local governments, private-sector organizations, critical infrastructure owners and operators, nongovernmental organizations, and all other organizations and individuals who assume an emergency management role. Also known as emergency responders.

Emergency Operations Center (EOC): The physical location at which the coordination of information and resources to support incident management (on-scene operations) activities normally takes place. An EOC may be a temporary facility or may be located in a more central or permanently established facility, perhaps at a higher level of organization within a jurisdiction. EOCs may be organized by major functional disciplines (e.g., fire, law enforcement, and medical services), by jurisdiction (e.g., Federal, State, regional, tribal, city, county), or some combination thereof.

Emergency Operations Plan (EOP): An ongoing plan for responding to a wide variety of potential hazards.

Emergency Public Information: Information that is disseminated primarily in anticipation of an emergency or during an emergency. In addition to providing situational information to the public, it also frequently provides directive actions required to be taken by the general public.

Evacuation: The organized, phased, and supervised withdrawal, dispersal, or removal of civilians from dangerous or potentially dangerous areas, and their reception and care in safe areas.

Event: See Planned Event.

External Affairs: Organizational element that provides accurate, coordinated, and timely information to affected audiences, including governments, media, the private sector, and the local populace.

Federal: Of or pertaining to the Federal Government of the United States of America.

Field Operations Guide: Durable pocket or desk guide that contains essential information required to perform specific assignments or functions.

Finance/Administration Section: The Incident Command System Section responsible for all administrative and financial considerations surrounding an incident.

Function: One of the five major activities in the Incident Command System: Command, Operations, Planning, Logistics, and Finance/Administration. A sixth function, Intelligence/Investigations, may be established, if required, to meet incident management needs. The term *function* is also used when describing the activity involved (e.g., the planning function).

General Staff: A group of incident management personnel organized according to function and reporting to the Incident Commander. The General Staff normally consists of the Operations Section Chief, Planning Section Chief, Logistics Section Chief, and Finance/Administration Section Chief. An Intelligence/Investigations Chief may be established, if required, to meet incident management needs.

Group: An organizational subdivision established to divide the incident management structure into functional areas of operation. Groups are composed of resources assembled to perform a special function not necessarily within a single geographic division. See Division.

Hazard: Something that is potentially dangerous or harmful, often the root cause of an unwanted outcome.

Identification and Authentication: For security purposes, process required for individuals and organizations that access the National Incident Management System information management system and, in particular, those that contribute information to the system (e.g., situation reports).

Incident: An occurrence or event, natural or manmade, that requires a response to protect life or property. Incidents can, for example, include major disasters, emergencies, terrorist attacks, terrorist threats, civil unrest, wildland and urban fires, floods, hazardous materials spills, nuclear accidents, aircraft accidents, earthquakes, hurricanes, tornadoes, tropical storms, tsunamis, war-related disasters, public health and medical emergencies, and other occurrences requiring an emergency response.

Incident Action Plan (IAP): An oral or written plan containing general objectives reflecting the overall strategy for managing an incident. It may include the identification of operational resources and assignments. It may also include attachments that provide direction and important information for management of the incident during one or more operational periods.

Incident Base: The location at which primary Logistics functions for an incident are coordinated and administered. There is only one Base per incident. (Incident name or other designator will be added to the term Base.) The Incident Command Post may be co-located with the Incident Base.

Incident Command: The Incident Command System organizational element responsible for overall management of the incident and consisting of the Incident Commander (either single or unified command structure) and any assigned supporting staff.

Incident Commander (IC): The individual responsible for all incident activities, including the development of strategies and tactics and the ordering and the release of resources. The IC has overall authority and responsibility for conducting incident operations and is responsible for the management of all incident operations at the incident site.

Incident Command Post (ICP): The field location where the primary functions are performed. The ICP may be co-located with the Incident Base or other incident facilities.

Incident Command System (ICS): A standardized on-scene emergency management construct specifically designed to provide for the adoption of an integrated organizational structure that reflects the complexity and demands of single or multiple incidents, without being hindered by jurisdictional boundaries. ICS is the combination of facilities, equipment, personnel, procedures, and communications operating within a common organizational structure, designed to aid in the management of resources during incidents. It is used for all kinds of emergencies and is applicable to small as well as large and complex incidents. ICS is used by various jurisdictions and functional agencies, both public and private, to organize field-level incident management operations.

Incident Management: The broad spectrum of activities and organizations providing effective and efficient operations, coordination, and support applied at all levels of government, utilizing both governmental and nongovernmental resources to plan for, respond to, and recover from an incident, regardless of cause, size, or complexity.

Incident Management Team (IMT): An Incident Commander and the appropriate Command and General Staff personnel assigned to an incident. The level of training and experience of the IMT members, coupled with the identified formal response requirements and responsibilities of the IMT, are factors in determining “type,” or level, of IMT.

Incident Objectives: Statements of guidance and direction needed to select appropriate strategy(s) and the tactical direction of resources. Incident objectives are based on realistic expectations of what can be accomplished when all allocated resources have been effectively deployed. Incident objectives must be achievable and measurable, yet flexible enough to allow strategic and tactical alternatives.

Information Management: The collection, organization, and control over the structure, processing, and delivery of information from one or more sources and distribution to one or more audiences who have a stake in that information.

Initial Action: An action taken by those responders first to arrive at an incident site.

Initial Response: Resources initially committed to an incident.

Intelligence/Investigations: An organizational subset within ICS. Intelligence gathered within the Intelligence/Investigations function is information that either leads to the detection, prevention, apprehension, and prosecution of criminal activities—or the individual(s) involved—including terrorist incidents or information that leads to determination of the cause of a given incident (regardless of the source) such as public health events or fires with unknown origins. This is different from the normal operational and situational intelligence gathered and reported by the Planning Section.

Interoperability: Ability of systems, personnel, and equipment to provide and receive functionality, data, information and/or services to and from other systems, personnel, and equipment, between both public and private agencies, departments, and other organizations, in a manner enabling them to operate effectively together. Allows emergency management/response personnel and their affiliated organizations to communicate within and across agencies and jurisdictions via voice, data, or video-on-demand, in real time, when needed, and when authorized.

Job Aid: Checklist or other visual aid intended to ensure that specific steps of completing a task or assignment are accomplished.

Joint Information Center (JIC): A facility established to coordinate all incident-related public information activities. It is the central point of contact for all news media at the scene of the incident. Public information officials from all participating agencies should co-locate at the JIC.

Joint Information System (JIS): A structure that integrates incident information and public affairs into a cohesive organization designed to provide consistent, coordinated, accurate, accessible, timely, and complete information during crisis or incident operations. The mission of the JIS is to provide a structure and system for developing and delivering coordinated interagency messages; developing, recommending, and executing public information plans and strategies on behalf of the Incident Commander (IC); advising the IC concerning public affairs issues that could affect a response effort; and controlling rumors and inaccurate information that could undermine public confidence in the emergency response effort.

Jurisdiction: A range or sphere of authority. Public agencies have jurisdiction at an incident related to their legal responsibilities and authority. Jurisdictional authority at an incident can be political or geographical (e.g., city, county, tribal, State, or Federal boundary lines) or functional (e.g., law enforcement, public health).

Jurisdictional Agency: The agency having jurisdiction and responsibility for a specific geographical area, or a mandated function.

Key Resource: Any publicly or privately controlled resource essential to the minimal operations of the economy and government.

Letter of Expectation: See Delegation of Authority.

Liaison: A form of communication for establishing and maintaining mutual understanding and cooperation.

Liaison Officer (LNO): A member of the Command Staff responsible for coordinating with representatives from cooperating and assisting agencies or organizations.

Local Government: Public entities responsible for the security and welfare of a designated area as established by law. A county, municipality, city, town, township, local public authority, school district, special district, intrastate district, council of governments (regardless of whether the council of governments is incorporated as a nonprofit corporation under State law), regional or interstate government entity, or agency or instrumentality of a local government; an Indian tribe or authorized tribal entity, or in Alaska a Native Village or Alaska Regional Native Corporation; a rural community, unincorporated town or village, or other public entity. See Section 2 (10), Homeland Security Act of 2002, Pub. L. 107-296, 116 Stat. 2135 (2002).

Logistics: The process and procedure for providing resources and other services to support incident management.

Logistics Section: The Incident Command System Section responsible for providing facilities, services, and materials for the incident.

Management by Objectives: A management approach that involves a five-step process for achieving the incident goal. The Management by Objectives approach includes the following: establishing overarching incident objectives; developing strategies based on overarching incident objectives; developing and issuing assignments, plans, procedures, and protocols; establishing specific, measurable tactics or tasks for various incident management functional activities and directing efforts to attain them, in support of defined strategies; and documenting results to measure performance and facilitate corrective action.

Manager: Individual within an Incident Command System organizational unit who is assigned specific managerial responsibilities (e.g., Staging Area Manager or Camp Manager).

Metric: A measurable standard, useful in describing a resource's capability.

Mission Assignment: The mechanism used to support Federal operations in a Stafford Act major disaster or emergency declaration. It orders immediate, short-term emergency response assistance when an applicable State or local government is overwhelmed by the event and lacks the capability to perform, or contract for, the necessary work. See also Pre-Scripted Mission Assignment.

Mitigation: Activities providing a critical foundation in the effort to reduce the loss of life and property from natural and/or manmade disasters by avoiding or lessening the impact of a disaster and providing value to the public by creating safer communities. Mitigation seeks to fix the cycle of disaster damage, reconstruction, and repeated damage. These activities or actions, in most cases, will have a long-term sustained effect.

Mobilization: The process and procedures used by all organizations—Federal, State, tribal, and local—for activating, assembling, and transporting all resources that have been requested to respond to or support an incident.

Mobilization Guide: Reference document used by organizations outlining agreements, processes, and procedures used by all participating agencies/organizations for activating, assembling, and transporting resources.

Multiagency Coordination (MAC) Group: A group of administrators or executives, or their appointed representatives, who are typically authorized to commit agency resources and funds. A MAC Group can provide coordinated decisionmaking and resource allocation among cooperating agencies, and may establish the priorities among incidents, harmonize agency policies, and provide strategic guidance and direction to support incident management activities. MAC Groups may also be known as multiagency committees, emergency management committees, or as otherwise defined by the Multiagency Coordination System.

Multiagency Coordination Systems (MACS): A system that provides the architecture to support coordination for incident prioritization, critical resource allocation, communications systems integration, and information coordination. MACS assist agencies and organizations responding to an incident. The elements of a MACS include facilities, equipment, personnel, procedures, and communications. Two of the most commonly used elements are Emergency Operations Centers and MAC Groups.

Multijurisdictional Incident: An incident requiring action from multiple agencies that each have jurisdiction to manage certain aspects of an incident. In the Incident Command System, these incidents will be managed under a Unified Command.

Mutual Aid or Assistance Agreement: Written or oral agreement between and among agencies/organizations and/or jurisdictions that provides a mechanism to quickly obtain emergency assistance in the form of personnel, equipment, materials, and other associated services. The primary objective is to facilitate rapid, short-term deployment of emergency support prior to, during, and/or after an incident.

National: Of a nationwide character, including the Federal, State, tribal, and local aspects of governance and policy.

National Incident Management System (NIMS): A set of principles that provides a systematic, proactive approach guiding government agencies at all levels, nongovernmental organizations, and the private sector to work seamlessly to prevent, protect against, respond to, recover from, and mitigate the effects of incidents, regardless of cause, size, location, or complexity, in order to reduce the loss of life or property and harm to the environment.

National Response Framework (NRF): A guide to how the Nation conducts all-hazards response.

Nongovernmental Organization (NGO): An entity with an association that is based on interests of its members, individuals, or institutions. It is not created by a government, but it may work cooperatively with government. Such organizations serve a public purpose, not a private benefit. Examples of NGOs

include faith-based charity organizations and the American Red Cross. NGOs, including voluntary and faith-based groups, provide relief services to sustain life, reduce physical and emotional distress, and promote the recovery of disaster victims. Often these groups provide specialized services that help individuals with disabilities. NGOs and voluntary organizations play a major role in assisting emergency managers before, during, and after an emergency.

Officer: The Incident Command System title for the person responsible for one of the Command Staff positions of Safety, Liaison, and Public Information.

Operational Period: The time scheduled for executing a given set of operation actions, as specified in the Incident Action Plan. Operational periods can be of various lengths, although usually they last 12 to 24 hours.

Operations Section: The Incident Command System Section responsible for all tactical incident operations and implementation of the Incident Action Plan. In ICS, the Operations Section normally includes subordinate Branches, Divisions, and/or Groups.

Organization: Any association or group of persons with like objectives. Examples include, but are not limited to, governmental departments and agencies, nongovernmental organizations, and the private sector.

Personal Responsibility: The obligation to be accountable for one's actions.

Personnel Accountability: The ability to account for the location and welfare of incident personnel. It is accomplished when supervisors ensure that Incident Command System principles and processes are functional and that personnel are working within established incident management guidelines.

Plain Language: Communication that can be understood by the intended audience and meets the purpose of the communicator. For the purposes of the National Incident Management System, plain language is designed to eliminate or limit the use of codes and acronyms, as appropriate, during incident response involving more than a single agency.

Planned Event: A scheduled nonemergency activity (e.g., sporting event, concert, parade, etc.).

Planning Meeting: A meeting held as needed before and throughout the duration of an incident to select specific strategies and tactics for incident control operations and for service and support planning. For larger incidents, the Planning Meeting is a major element in the development of the Incident Action Plan.

Planning Section: The Incident Command System Section responsible for the collection, evaluation, and dissemination of operational information related to the incident, and for the preparation and documentation of the Incident Action Plan. This Section also maintains information on the current and forecasted situation and on the status of resources assigned to the incident.

Pre-Positioned Resource: A resources moved to an area near the expected incident site in response to anticipated resource needs.

Preparedness: A continuous cycle of planning, organizing, training, equipping, exercising, evaluating, and taking corrective action in an effort to ensure effective coordination during incident response. Within the National Incident Management System, preparedness focuses on the following elements: planning; procedures and protocols; training and exercises; personnel qualification and certification; and equipment certification.

Preparedness Organization: An organization that provides coordination for emergency management and incident response activities before a potential incident. These organizations range from groups of individuals to small committees to large standing organizations that represent a wide variety of committees, planning groups, and other organizations (e.g., Citizen Corps, Local Emergency Planning Committees, Critical Infrastructure Sector Coordinating Councils).

Prevention: Actions to avoid an incident or to intervene to stop an incident from occurring. Prevention involves actions to protect lives and property. It involves applying intelligence and other information to a range of activities that may include such countermeasures as deterrence operations; heightened inspections; improved surveillance and security operations; investigations to determine the full nature and source of the threat; public health and agricultural surveillance and testing processes; immunizations, isolation, or quarantine; and, as appropriate, specific law enforcement operations aimed at deterring, preempting, interdicting, or disrupting illegal activity and apprehending potential perpetrators and bringing them to justice.

Private Sector: Organizations and individuals that are not part of any governmental structure. The private sector includes for-profit and not-for-profit organizations, formal and informal structures, commerce, and industry.

Protocol: A set of established guidelines for actions (which may be designated by individuals, teams, functions, or capabilities) under various specified conditions.

Public Information: Processes, procedures, and systems for communicating timely, accurate, accessible information on the incident's cause, size, and current situation; resources committed; and other matters of general interest to the public, responders, and additional stakeholders (both directly affected and indirectly affected).

Public Information Officer (PIO): A member of the Command Staff responsible for interfacing with the public and media and/or with other agencies with incident-related information requirements.

Publications Management: Subsystem that manages the development, publication control, publication supply, and distribution of National Incident Management System materials.

Reimbursement: A mechanism used to recoup funds expended for incident-specific activities.

Resource Management: A system for identifying available resources at all jurisdictional levels to enable timely, efficient, and unimpeded access to resources needed to prepare for, respond to, or recover from an incident. Resource management under the *National Incident Management System* includes mutual aid agreements and assistance agreements; the use of special Federal, State, tribal, and local teams; and resource mobilization protocols.

Resource Tracking: A standardized, integrated process conducted prior to, during, and after an incident by all emergency management/response personnel and their associated organizations.

Resources: Personnel and major items of equipment, supplies, and facilities available or potentially available for assignment to incident operations and for which status is maintained. Resources are described by kind and type and may be used in operational support or supervisory capacities at an incident or at an emergency operations center.

Response: Activities that address the short-term, direct effects of an incident. Response includes immediate actions to save lives, protect property, and meet basic human needs. Response also includes the execution of emergency operations plans and of mitigation activities designed to limit the loss of life, personal injury, property damage, and other unfavorable outcomes. As indicated by the situation, response activities include applying intelligence and other information to lessen the effects or consequences of an incident; increased security operations; continuing investigations into nature and source of the threat; ongoing public health and agricultural surveillance and testing processes; immunizations, isolation, or quarantine; and specific law enforcement operations aimed at preempting, interdicting, or disrupting illegal activity, and apprehending actual perpetrators and bringing them to justice.

Retrograde: To return resources back to their original location.

Safety Officer: A member of the Command Staff responsible for monitoring incident operations and advising the Incident Commander on all matters relating to operational safety, including the health and safety of emergency responder personnel.

Section: The Incident Command System organizational level having responsibility for a major functional area of incident management (e.g., Operations, Planning, Logistics, Finance/Administration, and Intelligence/Investigations (if established)). The Section is organizationally situated between the Branch and the Incident Command.

Single Resource: An individual, a piece of equipment and its personnel complement, or a crew/team of individuals with an identified work supervisor that can be used on an incident.

Situation Report: Confirmed or verified information regarding the specific details relating to an incident.

Span of Control: The number of resources for which a supervisor is responsible, usually expressed as the ratio of supervisors to individuals. (Under the National Incident Management System, an appropriate span of control is between 1:3 and 1:7, with optimal being 1:5; or between 1:8 and 1:10 for many large-scale law enforcement operations.)

Staging Area: Temporary location for available resources. A Staging Area can be any location in which personnel, supplies, and equipment can be temporarily housed or parked while awaiting operational assignment.

Standard Operating Guidelines: A set of instructions having the force of a directive, covering those features of operations which lend themselves to a definite or standardized procedure without loss of effectiveness.

Standard Operating Procedure (SOP): A complete reference document or an operations manual that provides the purpose, authorities, duration, and details for the preferred method of performing a single function or a number of interrelated functions in a uniform manner.

State: When capitalized, refers to any State of the United States, the District of Columbia, the Commonwealth of Puerto Rico, the Virgin Islands, Guam, American Samoa, the Commonwealth of the Northern Mariana Islands, and any possession of the United States. See Section 2 (14), Homeland Security Act of 2002, Public Law 107-296, 116 Stat. 2135 (2002).

Status Report: Information specifically related to the status of resources (e.g., the availability or assignment of resources).

Strategy: The general plan or direction selected to accomplish incident objectives.

Strike Team: A set number of resources of the same kind and type that have an established minimum number of personnel, common communications, and a leader.

Supervisor: The Incident Command System title for an individual responsible for a Division or Group.

Supporting Agency: An agency that provides support and/or resource assistance to another agency. See Assisting Agency.

Supporting Technology: Any technology that may be used to support the National Incident Management System, such as orthophoto mapping, remote automatic weather stations, infrared technology, or communications.

System: Any combination of facilities, equipment, personnel, processes, procedures, and communications integrated for a specific purpose.

Tactics: The deployment and directing of resources on an incident to accomplish the objectives designated by strategy.

Target Capabilities List: Defines specific capabilities that all levels of government should possess in order to respond effectively to incidents.

Task Force: Any combination of resources assembled to support a specific mission or operational need. All resource elements within a Task Force must have common communications and a designated leader.

Technical Assistance: Support provided to State, tribal, and local jurisdictions when they have the resources but lack the complete knowledge and skills needed to perform a required activity (such as mobile-home park design or hazardous material assessments).

Technical Specialist: Person with special skills that can be used anywhere within the Incident Command System organization. No minimum qualifications are prescribed, as technical specialists normally perform the same duties during an incident that they perform in their everyday jobs, and they are typically certified in their fields or professions.

Technology Standards: Conditions, guidelines, or characteristics that may be required to facilitate the interoperability and compatibility of major systems across jurisdictional, geographic, and functional lines.

Technology Support: Assistance that facilitates incident operations and sustains the research and development programs that underpin the long-term investment in the Nation's future incident management capabilities.

Terrorism: As defined in the Homeland Security Act of 2002, activity that involves an act that is dangerous to human life or potentially destructive of critical infrastructure or key resources; is a violation of the criminal laws of the United States or of any State or other subdivision of the United States; and appears to be intended to intimidate or coerce a civilian population, to influence the policy of a government by intimidation or coercion, or to affect the conduct of a government by mass destruction, assassination, or kidnapping.

Threat: Natural or manmade occurrence, individual, entity, or action that has or indicates the potential to harm life, information, operations, the environment, and/or property.

Tools: Those instruments and capabilities that allow for the professional performance of tasks, such as information systems, agreements, doctrine, capabilities, and legislative authorities.

Tracking and Reporting Resources: A standardized, integrated process conducted throughout the duration of an incident. This process provides incident managers with a clear picture of where resources are located; helps staff prepare to receive resources; protects the safety of personnel and security of supplies and equipment; and enables the coordination of movement of personnel, equipment, and supplies.

Tribal: Referring to any Indian tribe, band, nation, or other organized group or community, including any Alaskan Native Village as defined in or established pursuant to the Alaskan Native Claims Settlement Act (85 Stat. 688) [43 U.S.C.A. and 1601 et seq.], that is recognized as eligible for the special programs and services provided by the United States to Indians because of their status as Indians.

Type: An Incident Command System resource classification that refers to capability. Type 1 is generally considered to be more capable than Types 2, 3, or 4, respectively, because of size, power, capacity, or (in the case of Incident Management Teams) experience and qualifications.

Unified Approach: The integration of resource management, communications and information management, and command and management in order to form an effective system.

Unified Area Command: Version of command established when incidents under an Area Command are multijurisdictional. See Area Command.

Unified Command (UC): An Incident Command System application used when more than one agency has incident jurisdiction or when incidents cross political jurisdictions. Agencies work together through the designated members of the UC, often the senior persons from agencies and/or disciplines participating in the UC, to establish a common set of objectives and strategies and a single Incident Action Plan.

Unit: The organizational element with functional responsibility for a specific incident Planning, Logistics, or Finance/Administration activity.

Unit Leader: The individual in charge of managing Units within an Incident Command System (ICS) functional Section. The Unit can be staffed by a number of support personnel providing a wide range of services. Some of the support positions are preestablished within ICS (e.g., Base/Camp Manager), but many others will be assigned as technical specialists.

Unity of Command: An Incident Command System principle stating that each individual involved in incident operations will be assigned to only one supervisor.

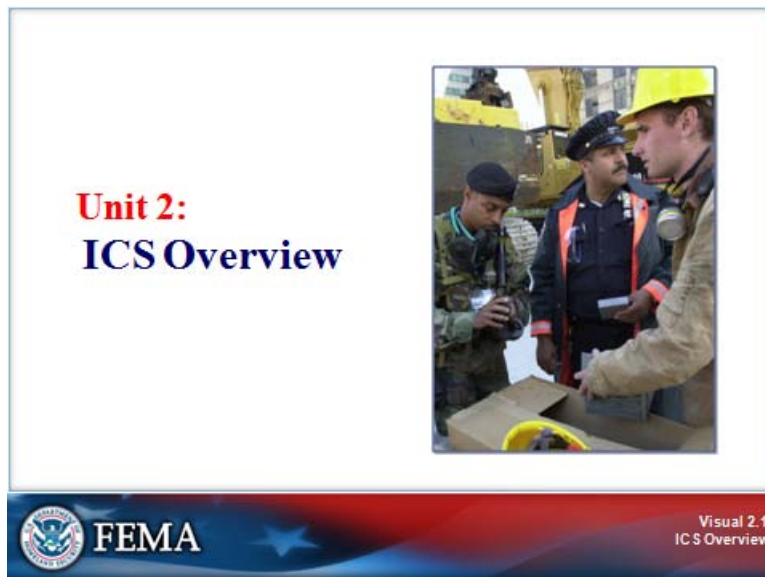
Volunteer: For purposes of the National Incident Management System, any individual accepted to perform services by the lead agency (which has authority to accept volunteer services) when the individual performs services without promise, expectation, or receipt of compensation for services performed. See 16 U.S.C. 742f(c) and 29 CFR 553.101.

UNIT 2: ICS OVERVIEW

This page intentionally left blank

UNIT INTRODUCTION

Visual 2.1



Key Points

Unit 2 provides a general overview of the Incident Command System, or ICS. The next visual will outline the objectives for this unit.

UNIT INTRODUCTION

Visual 2.2

Unit Objectives

Identify:

- Three purposes of ICS.
- Requirements to use ICS.

Unit List

- ✓ Course Overview
- ICS Overview
- ICS Features & Principles
- Incident Commander & Command Staff Functions
- General Staff Functions
- Unified Command
- Course Summary – Putting It All Together

 **FEMA**

Visual 2.2
ICS Overview

Key Points

By the end of this unit, you should be able to:

- Identify three purposes of the Incident Command System (ICS).
- Identify requirements to use ICS.
 - National Incident Management System (NIMS)
 - Superfund Amendments and Reauthorization Act (SARA) – 1986
 - Occupational Safety and Health Administration (OSHA) Rule 1910.120
 - State and local regulations

UNIT INTRODUCTION

Visual 2.3



Key Points

The following video summarizes the purposes of ICS.

Video Transcript:

Disaster can strike anytime, anywhere. It takes many forms—a hurricane, an earthquake, a tornado, a flood, a fire or a hazardous spill, or an act of terrorism. An incident can build over days or weeks, or hit suddenly, without warning.

A poorly managed incident response can undermine our safety and well being. With so much at stake, we must effectively manage our response efforts.

Although most incidents are handled locally, partnerships among local, tribal, State, and Federal agencies as well as nongovernmental and private-sector organizations may be required.

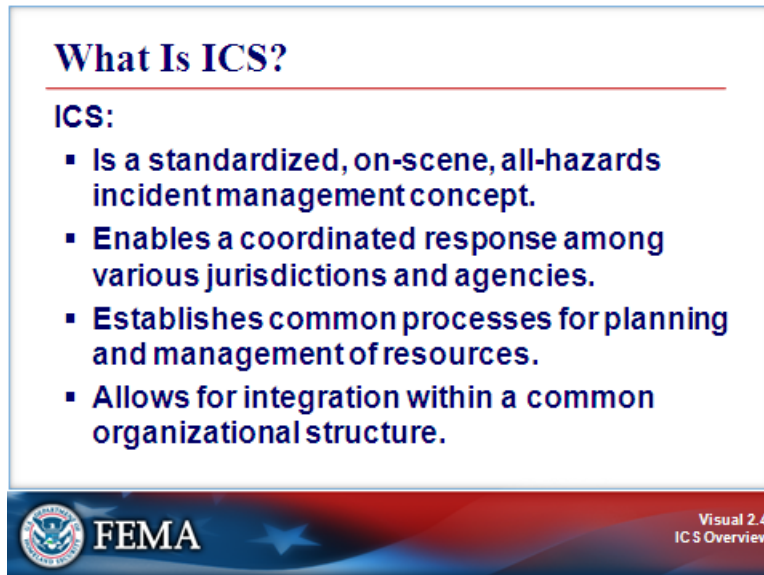
As partners, we must respond together in a seamless, coordinated fashion.

The Incident Command System, or ICS, helps ensure integration of our response efforts. ICS is a standardized, on-scene, all-hazards approach to incident management. ICS allows all responders to adopt an integrated organizational structure that matches the complexities and demands of the incident while respecting agency and jurisdictional authorities. Although ICS promotes standardization, it is not without needed flexibility. For example, the ICS organizational structure can expand or contract to meet incident needs.

In this course, you'll learn ICS principles. And more importantly, you'll learn to interface better with your response partners.

ICS OVERVIEW

Visual 2.4



Key Points

ICS:

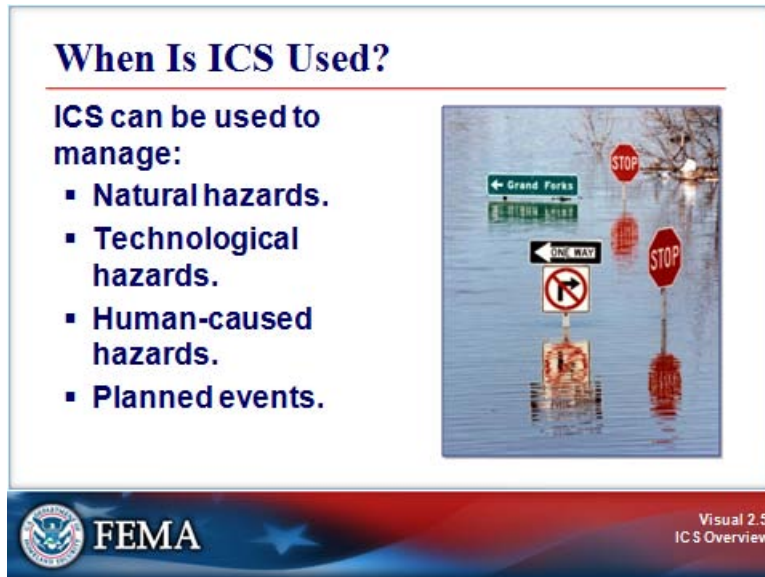
- Is a standardized, on-scene, all-hazards incident management concept.
- Enables a coordinated response among various jurisdictions and agencies.
- Establishes common processes for planning and managing resources.
- Allows for the integration of facilities, equipment, personnel, procedures, and communications operating within a common organizational structure.

ICS was developed in the 1970s following a series of catastrophic fires in California. Property damage ran into the millions, and many people died or were injured.

The personnel assigned to determine the causes of these disasters studied the case histories and discovered that response problems could rarely be attributed to lack of resources or failure of tactics.

ICS OVERVIEW

Visual 2.5



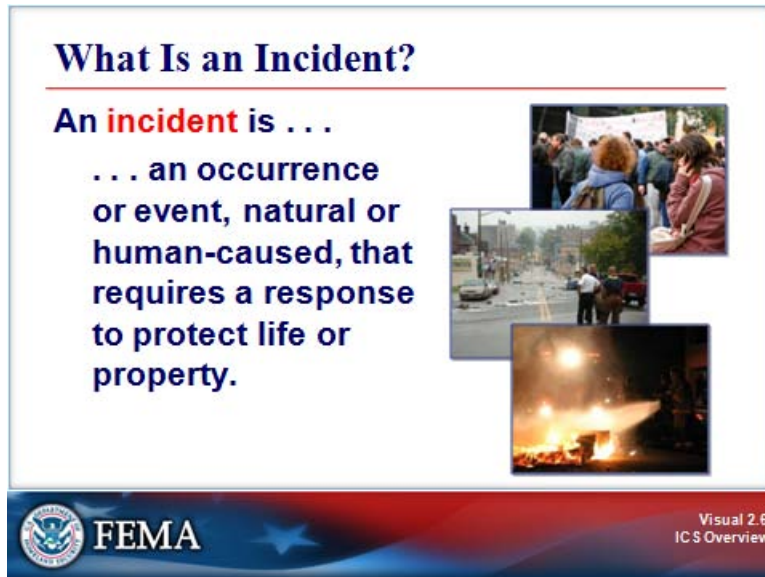
Key Points

ICS can be used to manage:

- Natural hazards.
- Technological hazards.
- Human-caused hazards.
- Planned events.

ICS OVERVIEW

Visual 2.6



Key Points

An incident is an occurrence or event, natural or human-caused that requires a response to protect life or property.


ICS OVERVIEW

Visual 2.7

Activity: ICS & Planned Events

Instructions: Working as a team . . .

1. Briefly describe one example where ICS could be used to manage a planned event (e.g., sporting event).
2. Identify the benefits of using ICS for the selected event.
3. Select a spokesperson. Be prepared to present your example in 5 minutes.



Visual 2.7
ICS Overview

Key Points

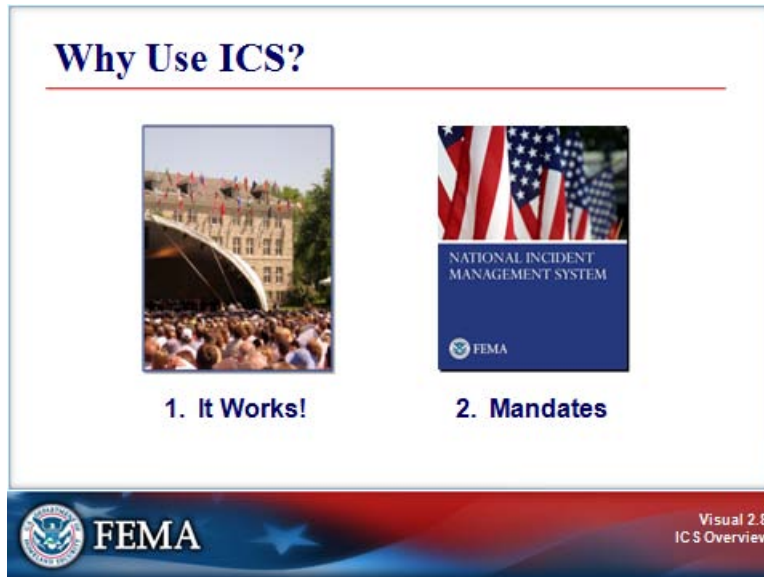
Activity Purpose: To illustrate how ICS can be used to address incident management issues, using planned events as an example.

Instructions:

1. Work in your teams to develop a brief description of one example where ICS could be used to manage planned events. Identify the benefits of using ICS for the selected event.
2. Write your examples on chart paper.
3. Select a spokesperson to present your group's response.
4. You will have 5 minutes to complete this activity.

NATIONAL PREPAREDNESS AND ICS REQUIREMENTS

Visual 2.8



Key Points

- ICS works! It saves lives! Life safety is the top priority for ICS response.
- The use of ICS is mandated by the National Incident Management System (NIMS). NIMS provides a systematic, proactive approach guiding departments and agencies at all levels of government, the private sector, and nongovernmental organizations to work seamlessly to prepare for, prevent, respond to, recover from, and mitigate the effects of incidents, regardless of cause, size, location, or complexity, in order to reduce the loss of life and property, and harm to the environment.

In addition to the NIMS mandate, the following laws require the use of ICS:

- The Superfund Amendments and Reauthorization Act (SARA) of 1986 established Federal regulations for handling hazardous materials. SARA directed the Occupational Safety and Health Administration (OSHA) to establish rules for operations at hazardous materials incidents.
- OSHA rule 1910.120, effective March 6, 1990, requires all organizations that handle hazardous materials to use ICS. The regulation states: "The Incident Command System shall be established by those employers for the incidents that will be under their control and shall interface with other organizations or agencies who may respond to such an incident."

Note that the Environmental Protection Agency (EPA) requires States to use ICS at hazardous materials incidents.

(Continued on the next page.)

NATIONAL PREPAREDNESS AND ICS REQUIREMENTS

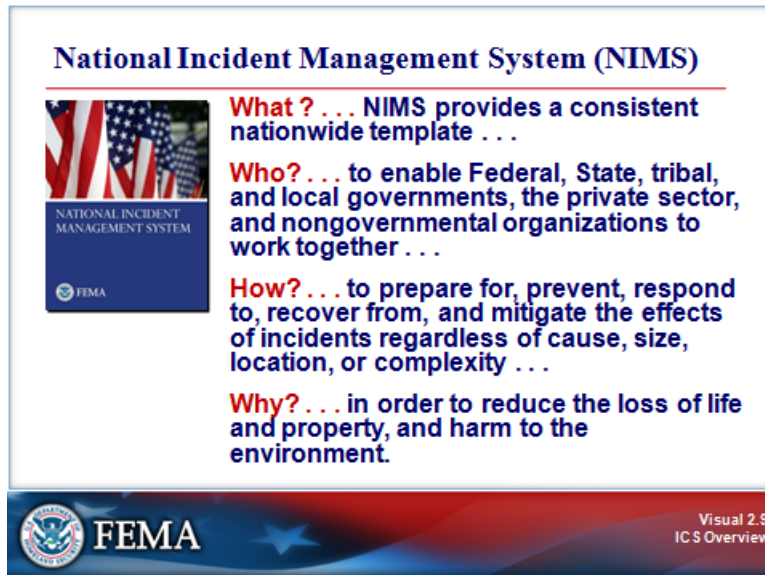
Visual 2.8 (Continued)

According to the National Integration Center, “institutionalizing the use of ICS” means that government officials, incident managers, and emergency response organizations at all jurisdictional levels must adopt ICS. Actions to institutionalize the use of ICS take place at two levels:

- **Policy Level:** At the policy level, institutionalizing ICS means government officials (i.e., Governors, mayors, county and city managers, tribal leaders, and others) must:
 - Adopt ICS through executive order, proclamation, or legislation as the jurisdiction's official incident response system; and
 - Direct that incident managers and response organizations in their jurisdictions train, exercise, and use ICS in their response operations.
- **Organizational Level:** At the organizational/operational level, evidence that incident managers and emergency response organizations are institutionalizing ICS would include the following:
 - ICS is being integrated into functional and system-wide emergency operations policies, plans, and procedures.
 - ICS training is planned or underway for responders, supervisors, and command-level officers.
 - Responders at all levels are participating in and/or coordinating ICS-oriented exercises that involve responders from multiple disciplines and jurisdictions.

NATIONAL PREPAREDNESS AND ICS REQUIREMENTS

Visual 2.9

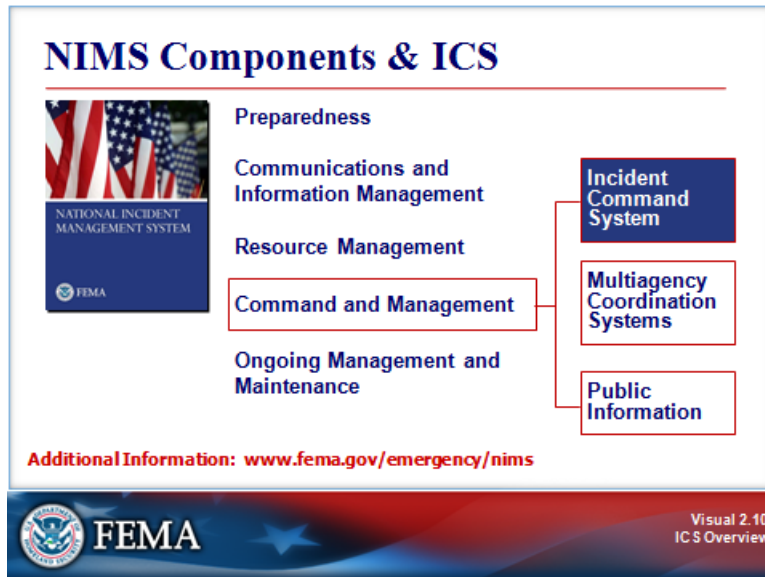


Key Points

The National Incident Management System provides a consistent framework for incident management at all jurisdictional levels regardless of the cause, size, or complexity of the incident. NIMS is not an operational incident management or resource allocation plan.

NATIONAL PREPAREDNESS AND ICS REQUIREMENTS

Visual 2.10



Key Points

NIMS represents a core set of doctrine, concepts, principles, terminology, and organizational processes that enables effective, efficient, and collaborative incident management.

- **Preparedness:** Effective emergency management and incident response activities begin with a host of preparedness activities conducted on an ongoing basis, in advance of any potential incident. Preparedness involves an integrated combination of planning, procedures and protocols, training and exercises, personnel qualifications and certification, and equipment certification.
- **Communications and Information Management:** Emergency management and incident response activities rely upon communications and information systems that provide a common operating picture to all command and coordination sites. NIMS describes the requirements necessary for a standardized framework for communications and emphasizes the need for a common operating picture. NIMS is based upon the concepts of interoperability, reliability, scalability, portability, and the resiliency and redundancy of communications and information systems.
- **Resource Management:** Resources (such as personnel, equipment, and/or supplies) are needed to support critical incident objectives. The flow of resources must be fluid and adaptable to the requirements of the incident. NIMS defines standardized mechanisms and establishes the resource management process to identify requirements, order and acquire, mobilize, track and report, recover and demobilize, reimburse, and inventory resources.

(Continued on the next page.)

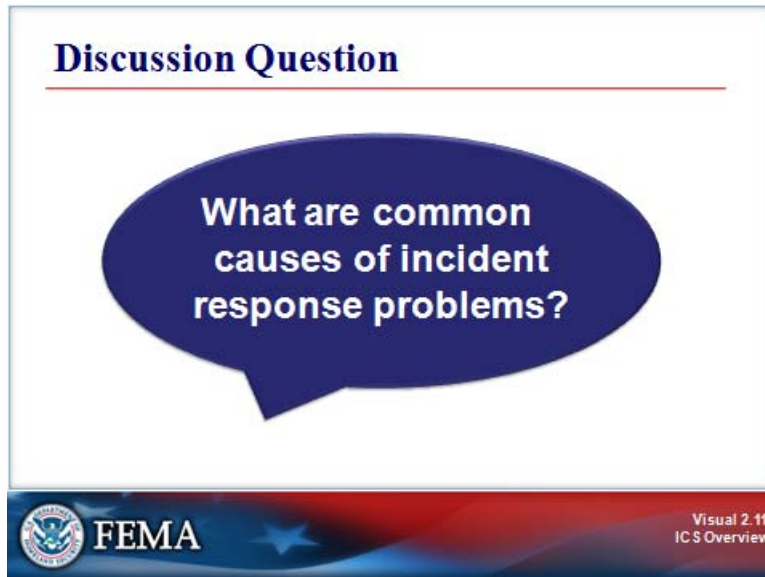
NATIONAL PREPAREDNESS AND ICS REQUIREMENTS

Visual 2.10 (Continued)

- **Command and Management:** The Command and Management component within NIMS is designed to enable effective and efficient incident management and coordination by providing flexible, standardized incident management structures. The structures are based on three key organizational constructs: **the Incident Command System, Multiagency Coordination Systems, and Public Information.**
- **Ongoing Management and Maintenance:** Within the auspices of Ongoing Management and Maintenance, there are two components: the National Integration Center (NIC) and Supporting Technologies.

DISCUSSION QUESTION

Visual 2.11



Key Points

What are some common causes of incident response problems?


ICS BENEFITS


Visual 2.12

Lessons Learned

Without ICS, incident responses typically:

- Lack accountability.
- Have poor communications.
- Use unsystematic planning processes.
- Are unable to efficiently integrate responders.



**FEMA**

Visual 2.12
ICS Overview

Key Points

Without ICS, incident responses typically result in:

- Lack of accountability, including unclear chains of command and supervision.
- Poor communication, due to both inefficient uses of available communications systems and conflicting codes and terminology.
- Lack of an orderly, systematic planning process.
- No common, flexible, predesigned management structure that enabled commanders to delegate responsibilities and manage workloads efficiently.
- No predefined methods to integrate interagency requirements into the management structure and planning process effectively.

Using ICS enables us to avoid these weaknesses in all types of incident responses.


ICS BENEFITS


Visual 2.13

ICS Benefits

ICS helps to ensure:

- The safety of responders, workers, and others.
- The achievement of response objectives.
- The efficient use of resources.



 **FEMA**

Visual 2.13
ICS Overview

Key Points

By using management best practices, ICS helps to ensure:

- The safety of responders, faculty, workers, and others.
- The achievement of response objectives.
- The efficient use of resources.



ICS BENEFITS

Visual 2.14

Activity: Management Challenges

Instructions: Working as a team . . .

1. Review the scenario presented in your Student Manuals.
2. Identify the top three challenges in managing this incident. Write these challenges on chart paper.
3. Using what you have learned so far, describe how ICS could be used to address these challenges.
4. Select a spokesperson. Be prepared to present in 10 minutes.

**FEMA**

Visual 2.14
ICS Overview

Key Points

Activity Purpose: The purpose of this activity is to demonstrate the benefits of ICS.

Instructions:

1. In your group, review the scenario presented on the next page.
2. Each group should identify the top three challenges for officials to manage this incident. Each group should write the challenges on chart paper. The groups should also discuss how ICS could be used to address these challenges.
3. Select a spokesperson.
4. You will have 10 minutes to complete this activity.

(Continued on the next page.)

ICS BENEFITS

Visual 2.14 (Continued)

Scenario: Continuing severe weather is causing widespread damage. 9-1-1 operators are receiving conflicting reports about life-safety needs, including a possible structural collapse of an assisted living facility.

Discussion Questions:

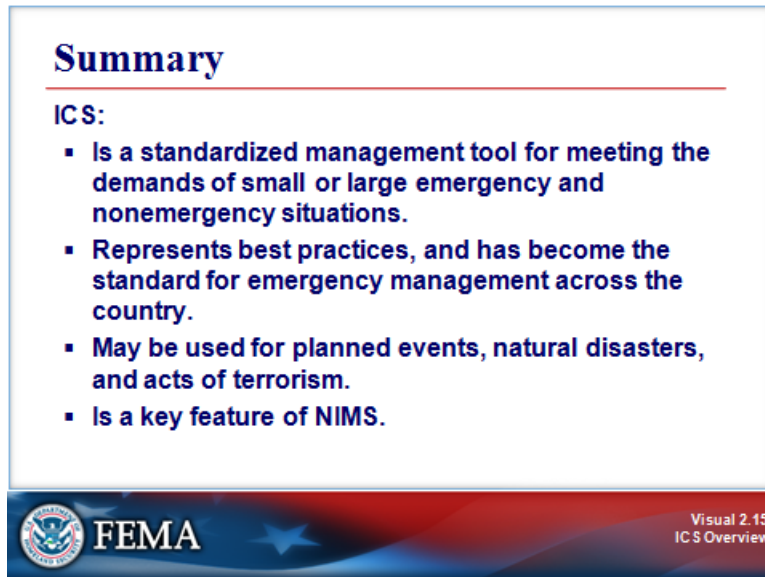
What are the priorities?

What are the incident management challenges? (Think about how ICS may address these challenges!)

Who needs to be involved?

UNIT SUMMARY

Visual 2.15



Key Points

ICS:

- Is a standardized management tool for meeting the demands of small or large emergency and nonemergency situations.
- Represents best practices, and has become the standard for emergency management across the country.
- May be used for planned events, natural disasters, and acts of terrorism.
- Is a key feature of NIMS.

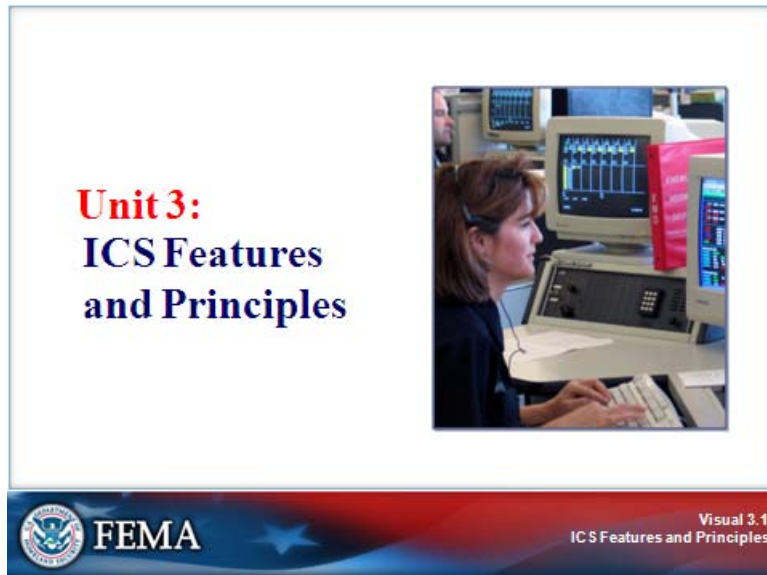
The next unit will cover the basic features of ICS.

UNIT 3: ICS FEATURES AND PRINCIPLES

This page intentionally left blank

UNIT INTRODUCTION

Visual 3.1



Key Points

This unit will provide an overview of the basic features and principles of the Incident Command System (ICS):

- ICS management principles
- ICS core system features

UNIT INTRODUCTION


Visual 3.2

Unit Objectives

- Describe the basic features of ICS.
- Select the correct terminology for ICS facilities.
- Identify common tasks related to personal accountability.

Unit List

- ✓ Course Overview
- ✓ ICS Overview
- ICS Features & Principles
- Incident Commander & Command Staff Functions
- General Staff Functions
- Unified Command
- Course Summary – Putting It All Together

 **FEMA**

Visual 3.2
ICS Features and Principles

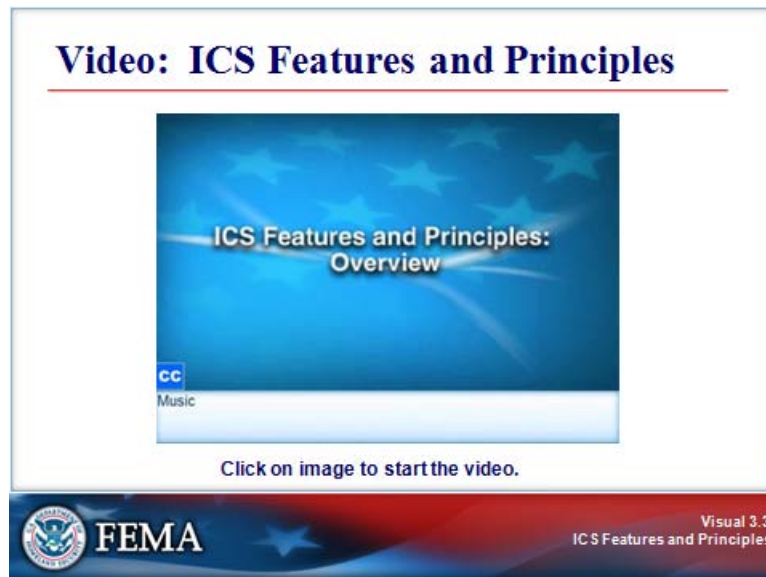
Key Points

By the end of this unit you should be able to:

- Describe the basic features of ICS.
- Select the correct terminology for ICS facilities.
- Identify common tasks related to personal accountability.

ICS FEATURES

Visual 3.3



Key Points

The following video will introduce this lesson on ICS features and principles.

The lesson covers each of these ICS features in detail.

Video Transcript:

[Narrator]

As you learned in the previous lesson, ICS is based on proven management principles, which contribute to the strength and efficiency of the overall system.

ICS incorporates a wide range of management features and principles, beginning with the use of common terminology and clear text.

[David Burns, Emergency Preparedness Manager, University of California Los Angeles]
Communication is probably one of the most essential elements of ICS. It's important that we know how to communicate.

[Daryl Lee Spiewak, Emergency Programs Manager, the Brazos River Authority]
If the terms that I use mean different things to different people, we're going to have a hard time communicating and doing what needs to be done to accomplish our mission.

[Narrator]

ICS emphasizes effective planning, including management by objectives and reliance on an Incident Action Plan.

(Continued on next page.)

ICS FEATURES

Visual 3.3 (Continued)

Video Transcript:

[Roberta Runge, EPA National NIMS Coordinator]

You have to coordinate on what your end objective is. All up and down the chain, you have to have a common end goal. So you can establish your objectives, you can ensure they're in the Incident Action Plan, and you can ensure that they are in agreement with the other Incident Action Plans that are produced by agencies.

[Narrator]

The ICS features related to command structure include chain of command and unity of command.

[Bill Campbell, Director of Training, New York State Emergency Management Office]

One of the benefits is it gets all of the different organizations working under the same framework.

[Narrator]

ICS helps ensure full utilization of all incident resources by:

- Maintaining a manageable span of control,
- Establishing predesignated incident locations and facilities,
- Implementing resource management practices, and
- Ensuring integrated communications.

ICS supports responders and decisionmakers through effective information and intelligence management and helps establish a common operating picture.

[Kristy Plourde, NIMS Program Coordinator, U.S. Coast Guard]

The common operating picture is a critical thing that the Coast Guard has been working hard on recently for ourselves because it's something that helps us maintain a better operational picture and it's more consistent across the board—everyone up and down the chain of command and across to other agencies understand the same picture.

[Narrator]

ICS counts on each of us taking personal accountability for our own actions. And finally, the mobilization process helps ensure that incident objectives can be achieved while responders remain safe.

[Kristy Plourde, NIMS Program Coordinator, U.S. Coast Guard]

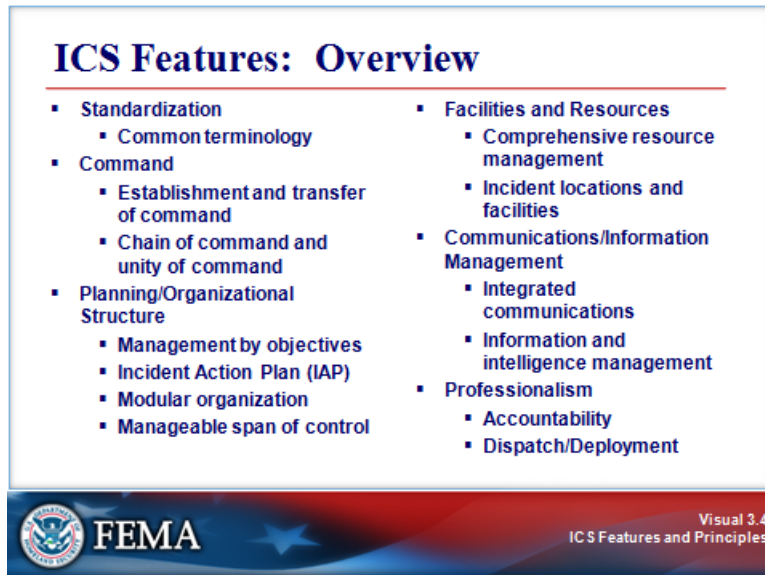
To have NIMS work effectively, it's got to be top-down support.

[Narrator]

The ICS features covered in this lesson form the basis for effective, team-based incident response at all levels.

ICS FEATURES

Visual 3.4



Key Points

The next two pages provide more detail about each feature.

(Continued on the next page.)

ICS FEATURES

Visual 3.4 (Continued)

The essential ICS features are listed below:

Standardization:

- **Common Terminology:** Using common terminology helps to define organizational functions, incident facilities, resource descriptions, and position titles.

Command:

- **Establishment and Transfer of Command:** The command function must be clearly established from the beginning of an incident. When command is transferred, the process must include a briefing that captures all essential information for continuing safe and effective operations.
- **Chain of Command and Unity of Command:** Chain of command refers to the orderly line of authority within the ranks of the incident management organization. Unity of command means that every individual has a designated supervisor to whom he or she reports at the scene of the incident. These principles clarify reporting relationships and eliminate the confusion caused by multiple, conflicting directives. Incident managers at all levels must be able to control the actions of all personnel under their supervision.

Planning/Organizational Structure:

- **Management by Objectives:** Includes establishing overarching objectives; developing and issuing assignments, plans, procedures, and protocols; establishing specific, measurable objectives for various incident management functional activities; and directing efforts to attain the established objectives.
- **Modular Organization:** The Incident Command organizational structure develops in a top-down, modular fashion that is based on the size and complexity of the incident, as well as the specifics of the hazard environment created by the incident.
- **Incident Action Planning:** Incident Action Plans (IAPs) provide a coherent means of communicating the overall incident objectives in the contexts of both operational and support activities.
- **Manageable Span of Control:** Span of control is key to effective and efficient incident management. Within ICS, the span of control of any individual with incident management supervisory responsibility should range from three to seven subordinates.

(Continued on the next page.)

ICS FEATURES

Visual 3.4 (Continued)

Facilities and Resources:

- **Incident Locations and Facilities:** Various types of operational locations and support facilities are established in the vicinity of an incident to accomplish a variety of purposes. Typical predesignated facilities include Incident Command Posts, Bases, Camps, Staging Areas, Mass Casualty Triage Areas, and others as required.
- **Comprehensive Resource Management:** Resource management includes processes for categorizing, ordering, dispatching, tracking, and recovering resources. It also includes processes for reimbursement for resources, as appropriate. Resources are defined as personnel, teams, equipment, supplies, and facilities available or potentially available for assignment or allocation in support of incident management and emergency response activities.

Communications/Information Management:

- **Integrated Communications:** Incident communications are facilitated through the development and use of a common communications plan and interoperable communications processes and architectures.
- **Information and Intelligence Management:** The incident management organization must establish a process for gathering, sharing, and managing incident-related information and intelligence.

Professionalism:

- **Accountability:** Effective accountability at all jurisdictional levels and within individual functional areas during incident operations is essential. To that end, the following principles must be adhered to:
 - **Check-In:** All responders, regardless of agency affiliation, must report in to receive an assignment in accordance with the procedures established by the Incident Commander.
 - **Incident Action Plan:** Response operations must be directed and coordinated as outlined in the IAP.
 - **Unity of Command:** Each individual involved in incident operations will be assigned to only one supervisor.
 - **Span of Control:** Supervisors must be able to adequately supervise and control their subordinates, as well as communicate with and manage all resources under their supervision.
 - **Resource Tracking:** Supervisors must record and report resource status changes as they occur. (This topic is covered in a later unit.)
- **Dispatch/Deployment:** Personnel and equipment should respond only when requested or when dispatched by an appropriate authority.

STANDARDIZATION

Visual 3.5

Common Terminology – No Codes!

Using common terminology helps define:

- Organizational functions.
- Incident facilities.
- Resource descriptions.
- Position titles.



 **FEMA**

Visual 3.5
ICS Features and Principles

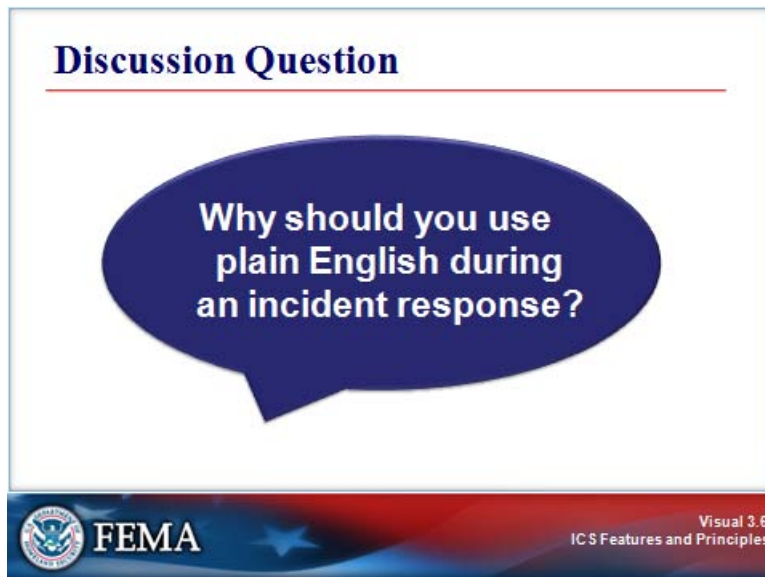
Key Points

The ability to communicate within ICS is absolutely critical. An essential method for ensuring the ability to communicate is by using common terminology and clear text.

A critical part of an effective multiagency incident management system is for all communications to be in plain English. That is, use clear text. Do not use radio codes, departmental codes, or jargon.

STANDARDIZATION

Visual 3.6

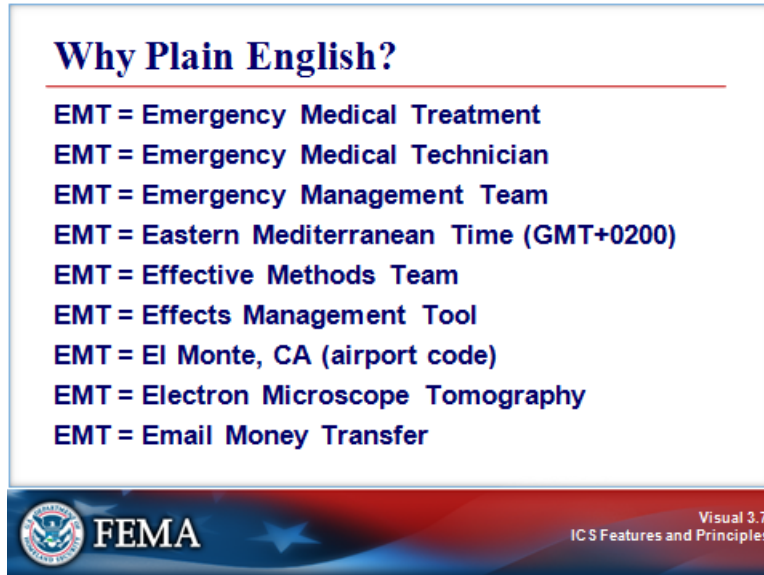


Key Points

Even if you use codes on a daily basis, why should you use plain English during an incident response?

STANDARDIZATION

Visual 3.7



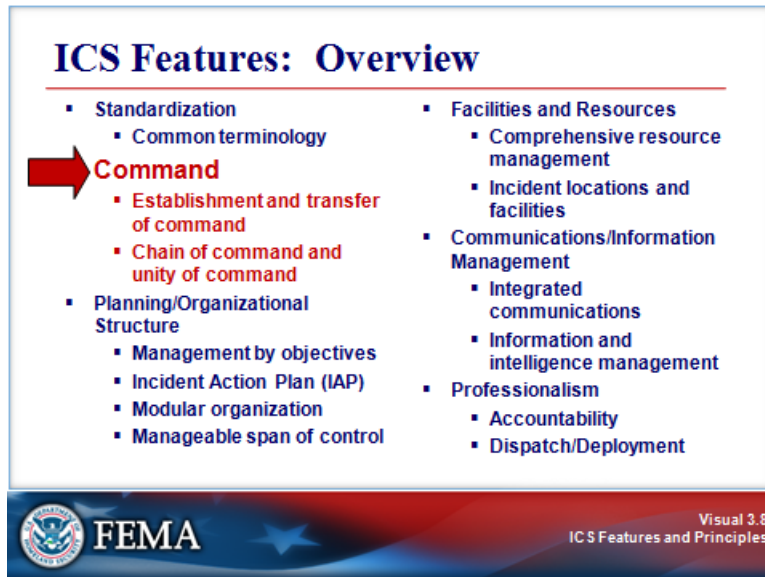
Key Points

EMT = Emergency Medical Treatment
EMT = Emergency Medical Technician
EMT = Emergency Management Team
EMT = Eastern Mediterranean Time (GMT+0200)
EMT = Effective Methods Team
EMT = Effects Management Tool
EMT = El Monte, CA (airport code)
EMT = Electron Microscope Tomography
EMT = Email Money Transfer

What other codes or jargon could be misunderstood by responders from different agencies?

COMMAND

Visual 3.8



Key Points


The next part of this unit covers command, including:

- Establishment and transfer of command.
- Chain of command and unity of command.

COMMAND


Visual 3.9

Command: Definition



Command: The act of directing, ordering, or controlling, by virtue of **explicit** statutory, regulatory, or delegated authority.

At an incident scene, the Incident Commander has the authority to assume command!



FEMA

Visual 3.9
ICS Features and Principles

Key Points

NIMS defines command as the act of directing, ordering, or controlling by virtue of explicit statutory, regulatory, or delegated authority.

At an incident scene, the Incident Commander has the authority to assume command.


The Incident Commander should have the level of training, experience, and expertise to serve in this capacity. It is quite possible that the Incident Commander may not be the highest ranking official on scene.

COMMAND

Visual 3.10

Transfer of Command

- Moves the responsibility for command from one Incident Commander to another.
- Must include a transfer of command briefing (which may be oral, written, or both).



FEMA

Visual 3.10
ICS Features and Principles

Key Points

The next ICS feature is transfer of command.


- The process of moving the responsibility for incident command from one Incident Commander to another is called transfer of command.
- The transfer of command process always includes a transfer of command briefing, which may be oral, written, or a combination of both.
- When a transfer of command takes place, it is important to announce the change to the rest of the incident staff.


COMMAND

Visual 3.11

When Command Is Transferred

- A more qualified Incident Commander arrives.
- A jurisdiction or agency is legally required to take command.
- Incident complexity changes.
- The current Incident Commander needs to rest.



**FEMA**

Visual 3.11
ICS Features and Principles

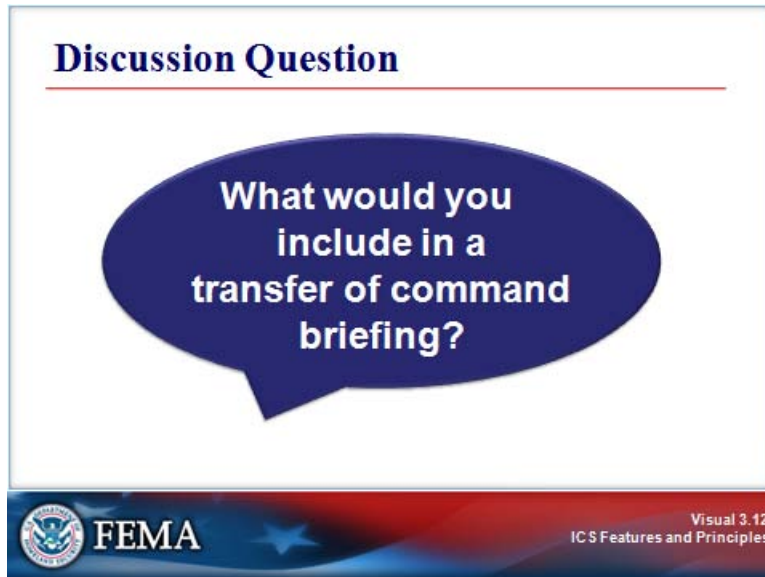
Key Points

There are several possible reasons that command might be transferred. Transfer of command may take place when:

- A more qualified Incident Commander arrives and assumes command.
- A jurisdiction or agency is legally required to take command. For example, the Federal Bureau of Investigation (FBI) is legally required to take the lead for investigations of terrorist incidents.
- The incident changes in complexity. For example, an incident might start in a small area, but spread into the surrounding community, affecting multiple jurisdictions, institutions, or agencies.
- The current Incident Commander needs to rest. On long or extended incidents, there is normally turnover of personnel to accommodate work/rest requirements.

COMMAND

Visual 3.12



Key Points

The transfer of command process always includes a thorough transfer of command briefing, which may be oral, written, or a combination of both.

It is also important to remember that the rest of the incident staff should be notified of the transfer of command.

What would you include in a transfer of command briefing?

→ Hint: Refer to the additional information on the next page!

COMMAND

Visual 3.12 (Continued)

The process of moving the responsibility for incident command from one Incident Commander to another is called “transfer of command.” It should be recognized that transition of command on an expanding incident is to be expected. It does not reflect on the competency of the current Incident Commander.

There are five important steps in effectively assuming command of an incident in progress.

Step 1: The incoming Incident Commander should, if at all possible, personally perform an assessment of the incident situation with the existing Incident Commander.

Step 2: The incoming Incident Commander must be adequately briefed. This briefing must be by the current Incident Commander, and take place face-to-face if possible. The briefing must cover the following:

- Incident history (what has happened)
- Priorities and objectives
- Current plan
- Resource assignments
- Incident organization
- Resources ordered/needed
- Facilities established
- Status of communications
- Any constraints or limitations
- Incident potential
- Delegation of authority

Step 3: After the incident briefing, the incoming Incident Commander should determine an appropriate time for transfer of command.

Step 4: At the appropriate time, notice of a change in incident command should be made to:

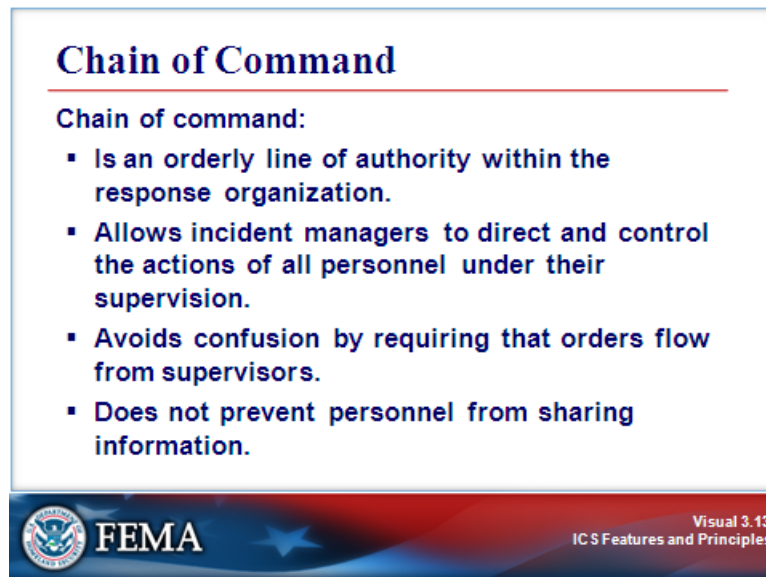
- Agency headquarters.
- General Staff members (if designated).
- Command Staff members (if designated).
- All incident personnel.

Step 5: The incoming Incident Commander may give the previous Incident Commander another assignment on the incident. There are several advantages to this strategy:

- The initial Incident Commander retains first-hand knowledge at the incident site.
- This strategy allows the initial Incident Commander to observe the progress of the incident and to gain experience.

COMMAND

Visual 3.13



Key Points

Chain of command is an orderly line of authority within the ranks of the incident management organization. Chain of command:

- Allows incident managers to direct and control the actions of all personnel under their supervision.
- Avoids confusion by requiring that orders flow from supervisors.

Chain of command does not prevent personnel from directly communicating with each other to ask for or share information.

The features and principles used to manage an incident differ from day-to-day management approaches. Effective incident management relies on a tight command and control structure. Although information is exchanged freely through the ICS structure, strict adherence must be paid to top-down direction.

To make ICS work, each of us must commit to following this command and control approach.


COMMAND


Visual 3.14

Unity of Command

Under unity of command, personnel:

- Report to only one incident supervisor.
- Receive work assignments only from the assigned supervisor.



 **FEMA**

Visual 3.14
ICS Features and Principles

Key Points

Under unity of command, personnel:

- Report to only one ICS supervisor.
- Receive work assignments only from their ICS supervisors.

COMMAND

Visual 3.15

Activity: Assuming Command

Instructions: Working as a team . . .

- 1. Review the scenario and the discussion question presented in the Student Manual.**
- 2. Choose a spokesperson to record your responses.**
- 3. Be prepared to share your answers in 5 minutes.**



Visual 3.15
ICS Features and Principles

Key Points

Activity Purpose: To reinforce your understanding of what to do when assuming command and transition to a discussion of incident objectives and action planning.

Instructions: Working as a team:

1. Review the scenario and the discussion question below.
2. Choose a spokesperson to record your responses.
3. Be prepared to share your answers in 5 minutes.

Scenario: An unexpected flash flood has struck a small community. Homes, schools, and the business district have been evacuated. Damage to critical infrastructure includes contamination of the water supply, downed power lines, and damaged roads.

What is the first action you would take?

PLANNING AND ORGANIZATIONAL STRUCTURE

Visual 3.16



Key Points


The next part of this unit covers planning and organizational structure, including:

- Management by objectives.
- Incident Action Plan (IAP).
- Modular organization.
- Manageable span of control.

PLANNING AND ORGANIZATIONAL STRUCTURE


Visual 3.17

Management by Objectives



Priorities for incident objectives are:

- #1: Life Safety**
- #2: Incident Stabilization**
- #3: Property/Environmental Preservation**

 **FEMA**

Visual 3.17
ICS Features and Principles

Key Points

Incident objectives are used to ensure that everyone within the ICS organization has a clear understanding of what needs to be accomplished.

Priorities for incident objectives are:

1. Life safety.
2. Incident stabilization.
3. Property/Environmental preservation.

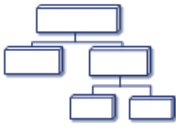
PLANNING AND ORGANIZATIONAL STRUCTURE



Visual 3.18

ICS Organization

Differs from day-to-day organizational structures and positions by:

- Using unique ICS position titles and organizational structures.
- Assigning personnel based on expertise, not rank. For example, a director may not hold that title when deployed under an ICS structure.



**FEMA**

Visual 3.18
ICS Features and Principles

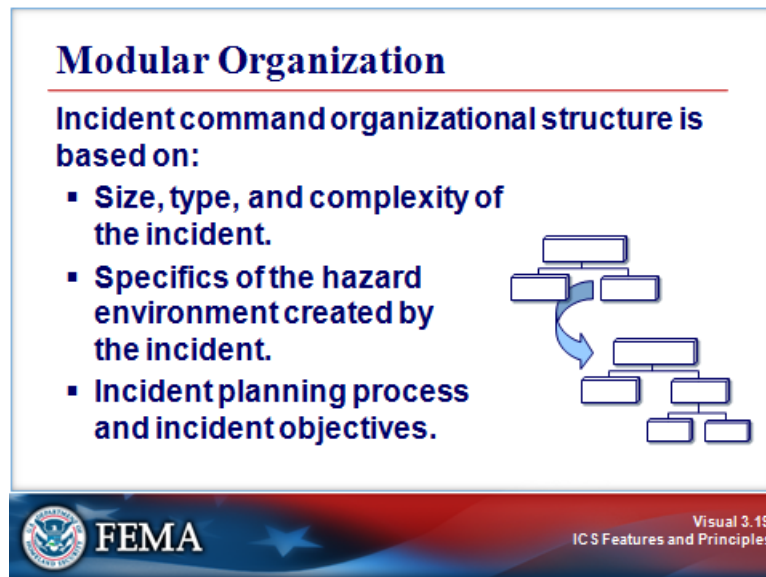
Key Points

The ICS organization is unique but easy to understand. There is no correlation between the ICS organization and the administrative structure of any single agency or jurisdiction. This is deliberate, because confusion over different position titles and organizational structures has been a significant stumbling block to effective incident management in the past.

For example, someone who serves as a director every day may not hold that title when deployed under an ICS structure.

PLANNING AND ORGANIZATIONAL STRUCTURE

Visual 3.19



Key Points

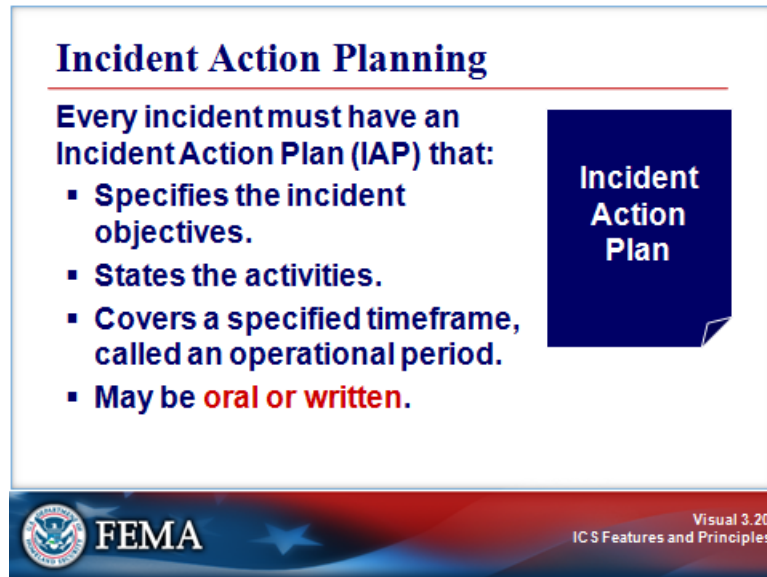
The ICS organizational structure develops in a top-down, modular fashion that is based on the size and complexity of the incident, as well as the specifics of the hazard environment created by the incident. As incident complexity increases, the organization expands from the top down as functional responsibilities are delegated.

The ICS organizational structure is flexible. When needed, separate functional elements can be established and subdivided to enhance internal organizational management and external coordination. As the ICS organizational structure expands, the number of management positions also expands to adequately address the requirements of the incident.

In a later unit, we'll look at how the Operations Section expands and contracts based on span of control.

PLANNING AND ORGANIZATIONAL STRUCTURE

Visual 3.20



Key Points

Every response has a strategy—like a lesson plan—called an Incident Action Plan (IAP). The Incident Commander must ensure that the IAP:

- Specifies the incident objectives.
- States the activities to be completed.
- Covers a specified timeframe, called an operational period.
- May be **oral or written**—except for hazardous materials incidents, which require a written IAP.

Even the smallest of incidents are managed by incident objectives and plans. The plan can be as simple as the next steps the Incident Commander plans to do. The steps can be orally communicated to the rest of the ICS organization.


PLANNING AND ORGANIZATIONAL STRUCTURE


Visual 3.21

Elements of an Incident Action Plan

Every IAP must have four elements:

- What do we want to do?
- Who is responsible for doing it?
- How do we communicate with each other?
- What is the procedure if someone is injured?



 **FEMA**

Visual 3.21
ICS Features and Principles

Key Points

Every IAP must answer the following four questions:

- What do we want to do?
- Who is responsible for doing it?
- How do we communicate with each other?
- What is the procedure if someone is injured?


PLANNING AND ORGANIZATIONAL STRUCTURE

Visual 3.22

Activity: Incident Action Plan

Instructions: Working as a team . . .

1. Identify four items you would include in an IAP for the severe weather scenario in Unit 2.
2. Write these items on chart paper.
3. Select a spokesperson. Be prepared to present in 5 minutes.



FEMA

Visual 3.22
ICS Features and Principles

Key Points

Activity Purpose: To illustrate how to develop an IAP.

Instructions: Working in groups:

1. Identify four items you would include in an Incident Action Plan for the severe weather scenario from Unit 2.
2. Record the IAP elements on chart paper.
3. Select a spokesperson to report back to the group. Be prepared to share your answers in 5 minutes.

Scenario: Continuing severe weather is causing widespread damage. 9-1-1 operators are receiving conflicting reports about life-safety needs, including a possible structural collapse of an assisted living facility.

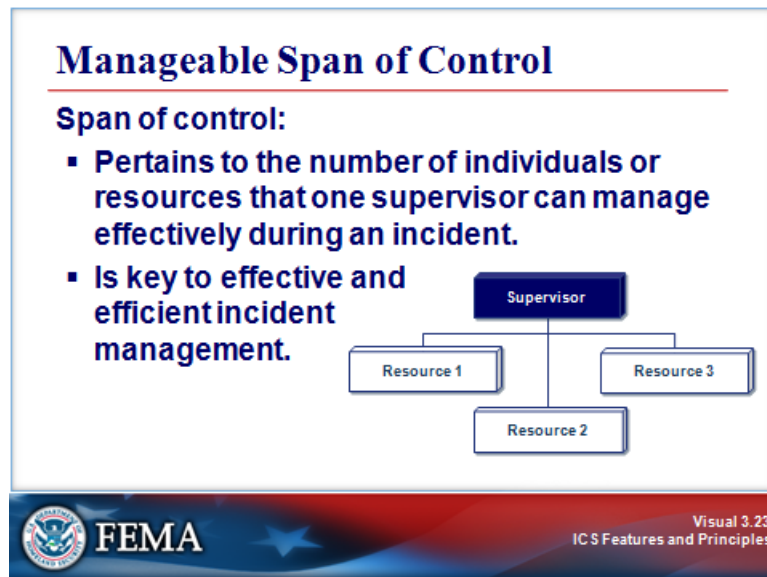
PLANNING AND ORGANIZATIONAL STRUCTURE

Visual 3.22 (Continued)

What is the first action you would take?

PLANNING AND ORGANIZATIONAL STRUCTURE

Visual 3.23



Key Points

Another basic ICS feature concerns the supervisory structure of the organization. Maintaining adequate span of control throughout the ICS organization is very important.

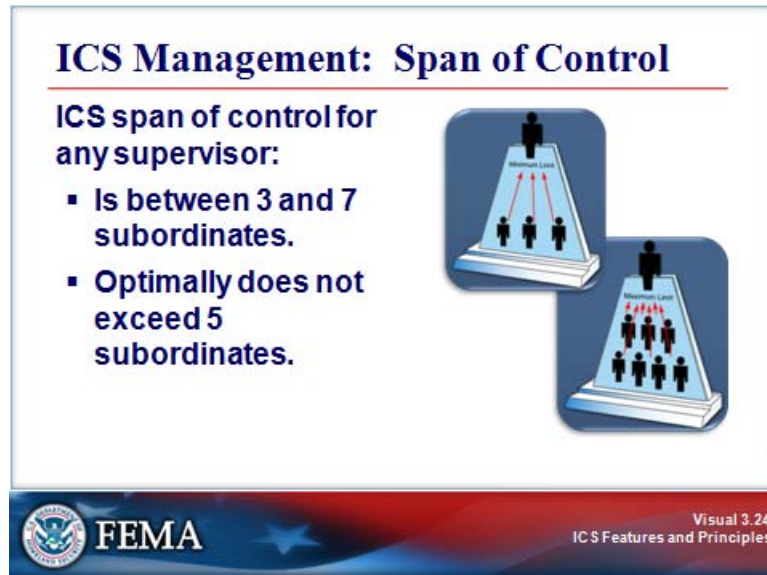
Span of control pertains to the number of individuals or resources that one supervisor can manage effectively during an incident.

Maintaining an effective span of control is important at incidents where safety and accountability are a top priority.

Supervisors must be able to adequately supervise and control their subordinates, as well as communicate with and manage all resources under their supervision.

PLANNING AND ORGANIZATIONAL STRUCTURE

Visual 3.24



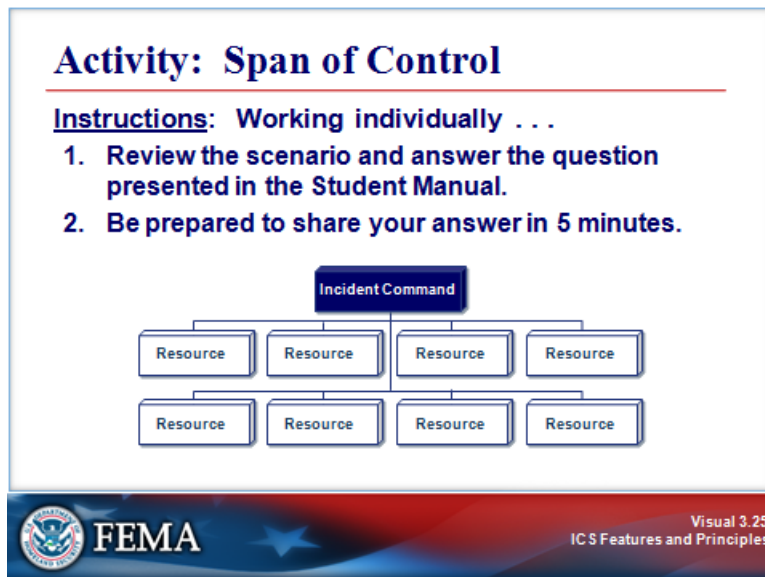
Key Points

- Another basic ICS feature concerns the supervisory structure of the organization. Maintaining adequate span of control throughout the ICS organization is very important.
- Span of control pertains to the number of individuals or resources that one supervisor can manage effectively during an incident.
- The type of incident, nature of the task, hazards and safety factors, and distances between personnel and resources all influence span of control considerations. **Maintaining an effective span of control is particularly important on incidents where safety and accountability are top priorities.**
- Effective span of control on incidents may vary from three to seven, and a ratio of one supervisor to five reporting elements is recommended.

What types of incidents warrant a low span-of-control ratio?

PLANNING AND ORGANIZATIONAL STRUCTURE

Visual 3.25



Key Points

Activity Purpose: To reinforce your understanding of span of control.

Instructions: Working individually:

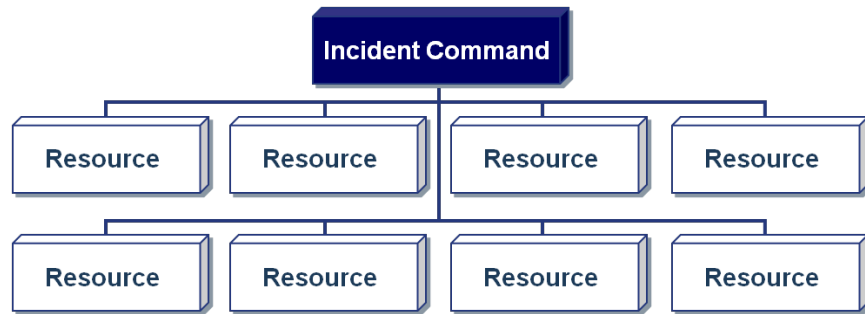
1. Review the scenario and answer the question presented.
2. Be prepared to share your answer in 5 minutes.

Scenario: A water main has broken. Resources are working to repair the break and reroute traffic.

PLANNING AND ORGANIZATIONAL STRUCTURE

Visual 3.25 (Continued)

Is the span of control consistent with ICS guidelines?



FACILITIES AND RESOURCES

Visual 3.26



Key Points

The next part of this unit covers facilities and resources, including:

- Comprehensive resource management.
- Incident locations and facilities.

FACILITIES AND RESOURCES

Visual 3.27



Key Points

- Incident activities may be accomplished from a variety of operational locations and support facilities.
- The Incident Commander identifies and establishes needed facilities depending on incident needs. Standardized names are used to identify types of facilities.
- In order to integrate with community responders, it is important to be familiar with the standard ICS facilities.

Video Transcript:

This presentation introduces the ICS facilities. In less complex incidents, you most likely will not need many of the standard ICS facilities. However, in large incidents, such as a hurricane or earthquake, it is likely that all of these facilities will be necessary.

The Incident Command Post, or ICP, is the location from which the Incident Commander oversees all incident operations. There should only be one ICP for each incident, but it may change locations during the event. Every incident must have some form of an Incident Command Post. The ICP may be located outside, in a vehicle, trailer, or tent, or within a building. The ICP will be positioned outside of the present and potential hazard zone but close enough to the incident to maintain command.

(Continued on the next page.)

FACILITIES AND RESOURCES

Visual 3.27 (Continued)

Video Transcript (Continued):

Staging Areas are temporary locations at an incident where personnel and equipment wait to be assigned. Staging Areas should be located close enough to the incident for a timely response, but far enough away to be out of the immediate impact zone. In large, complex incidents, there may be more than one Staging Area at an incident. Staging Areas can be co-located with other ICS facilities.

A Base is the location from which primary logistics and administrative functions are coordinated and administered.

A Camp is the location where resources may be kept to support incident operations if a Base is not accessible to all resources. Camps are equipped and staffed to provide food, water, sleeping areas, and sanitary services.

A Helibase is the location from which helicopter-centered air operations are conducted. Helibases are generally used on a more long-term basis and include such services as fueling and maintenance.

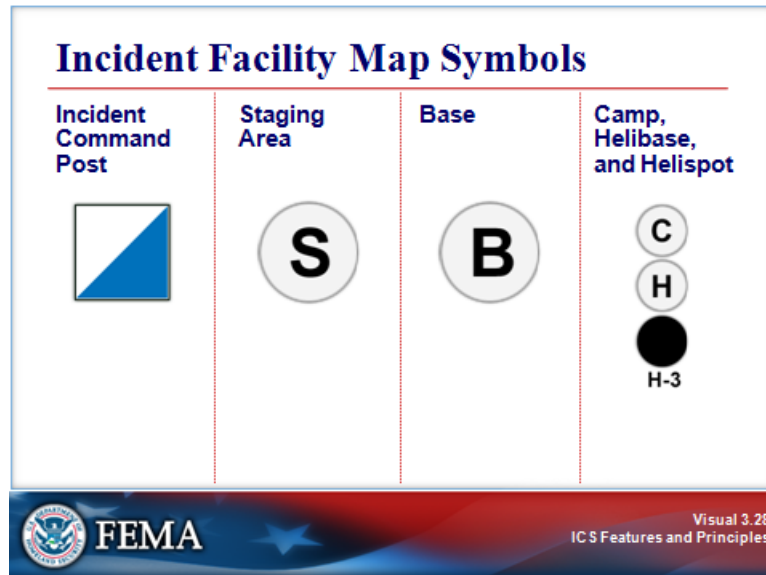
Helispots are more temporary locations at the incident, where helicopters can safely land and take off. Multiple Helispots may be used.

Let's review the different ICS facilities covered in this video.

- The **Incident Command Post** is the location from which the Incident Commander oversees all incident operations.
- **Staging Areas** are where personnel and equipment are gathered while waiting to be assigned.
- A **Base** is the location from which primary logistics and administrative functions are coordinated and administered.
- A **Helibase** is the location from which helicopter-centered air operations are conducted.
- **Helispots** are more temporary locations at the incident, where helicopters can safely land and take off.

FACILITIES AND RESOURCES

Visual 3.28



Key Points

In ICS, it is important to be able to identify the map symbols associated with the basic incident facilities.

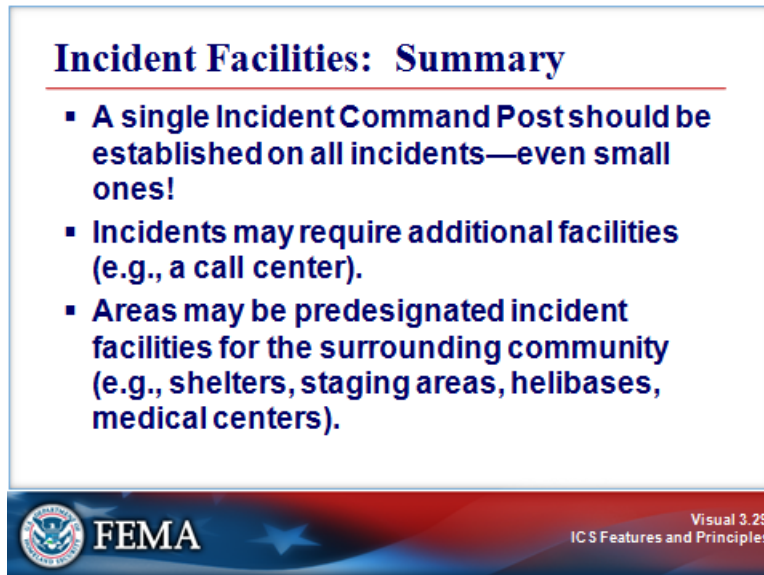
The map symbols used to represent each of the six basic ICS facilities are shown in the illustration.

Helicopters were taking off and landing at a football field after a tornado severely damaged the surrounding area. What map symbol would indicate this ICS facility?

Have you preidentified locations for incident facilities?

FACILITIES AND RESOURCES

Visual 3.29



Key Points

A single Incident Command Post should be established on all incidents, even on a small incident.

Incidents may require additional facilities beyond those that are standard ICS facilities.


Areas may be predesignated incident facilities for the surrounding community (e.g., shelters, Staging Areas, Helibases, medical centers).


FACILITIES AND RESOURCES

Visual 3.30

Resources: Definition

Resources are personnel and major items of equipment, supplies, and facilities available or potentially available for assignment to incident operations and for which status is maintained.



 **FEMA**

Visual 3.30
ICS Features and Principles

Key Points

In ICS, resources include personnel and major items of equipment, supplies, and facilities available or potentially available for assignment to incident operations and for which status is maintained.


FACILITIES AND RESOURCES

Visual 3.31

Resource Management

Resource management includes processes for:

- Categorizing resources.
- Ordering resources.
- Dispatching resources.
- Tracking resources.
- Recovering resources.
- Reimbursing other organizations.

A photograph showing two individuals, a woman and a man, both wearing orange high-visibility safety vests. They are standing outdoors, possibly at an incident scene, and are looking at a large map or set of plans that the man is holding. In the background, a red shipping container is visible.

**FEMA**

Visual 3.31
ICS Features and Principles

Key Points

As mentioned in the previous unit, resources at an incident must be managed effectively. Maintaining an accurate and up-to-date picture of resource utilization is a critical component of incident management. Resource management includes processes for:

- Categorizing, credentialing, and preidentifying resources.
- Ordering resources.
- Dispatching resources.
- Tracking resources.
- Recovering resources.

Resource management also includes processes for reimbursement for resources, as appropriate.


FACILITIES AND RESOURCES

Visual 3.32

Activity: Staging Areas

Instructions: Working as a team . . .

1. Review the scenario and discussion question presented in the Student Manual.
2. Select a spokesperson. Be prepared to share your answer in 5 minutes.



FEMA

Visual 3.32
ICS Features and Principles

Key Points

Activity Purpose: To reinforce your understanding of Staging Areas and resource management.

Instructions: Working as a team:

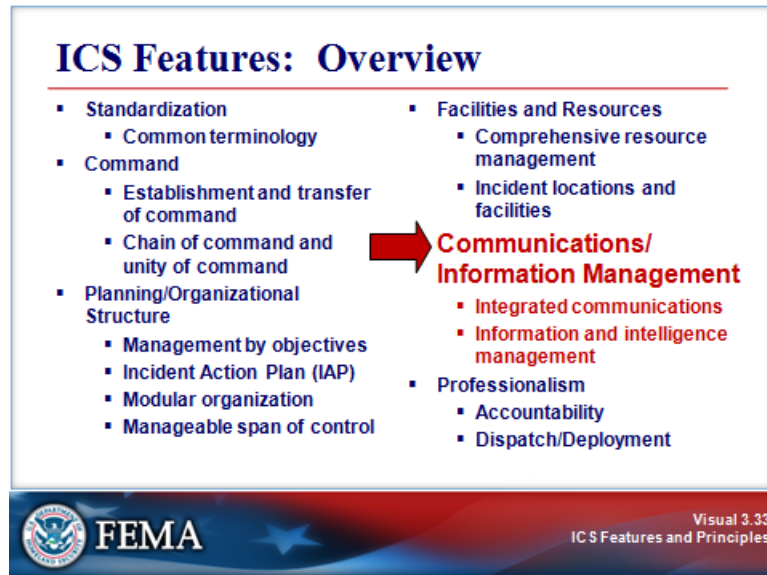
1. Review the scenario and discussion question presented below.
2. Select a spokesperson. Be prepared to share your answer in 5 minutes.

Scenario: A bomb threat has been made at a local business.

Where would you establish a Staging Area?

COMMUNICATIONS AND INFORMATION MANAGEMENT

Visual 3.33



Key Points

The next part of this unit covers communications and information management, including:

- Integrated communications.
- Information and intelligence management.

COMMUNICATIONS AND INFORMATION MANAGEMENT

Visual 3.34

Integrated Communications

Incident communications are facilitated through:

- The development and use of a common communications plan.
- The interoperability of communication equipment, procedures, and systems.

Before an incident, it is critical to develop an integrated voice and data communications system (equipment, systems, and protocols).

FEMA

Visual 3.34
ICS Features and Principles

Key Points

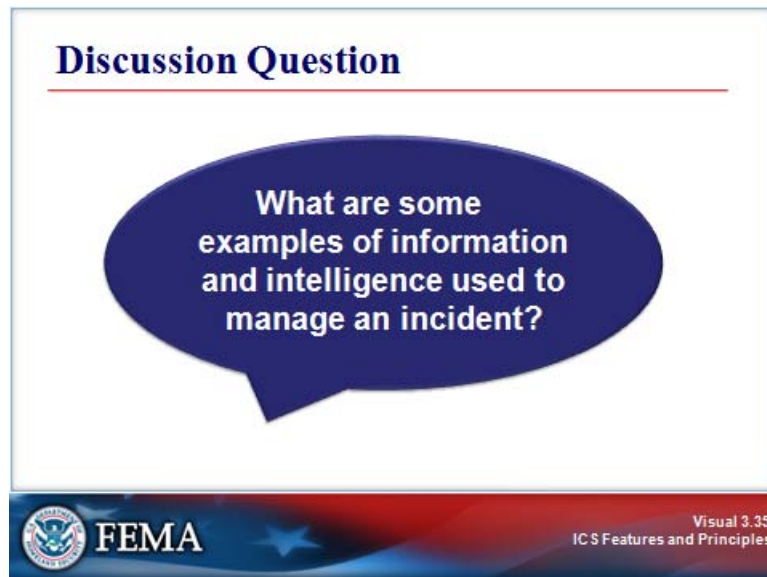
Incident communications are facilitated through:

- The development and use of a common communications plan.
- The interoperability of communication equipment, procedures, and systems.

A common communications plan is essential for ensuring that responders can communicate with one another during an incident. Before an incident, it is critical to develop an integrated voice and data communications system (equipment, systems, and protocols).

COMMUNICATIONS AND INFORMATION MANAGEMENT

Visual 3.35



Key Points

The analysis and sharing of information and intelligence is an important component of ICS. Incident management must establish a process for gathering, sharing, and managing incident-related information and intelligence.

What are some examples of information and intelligence used to manage an incident?


COMMUNICATIONS AND INFORMATION MANAGEMENT

Visual 3.36

Activity: Information Management

Instructions: Working as a team . . .

1. Review the scenario presented in the Student Manual.
2. Discuss the implications for incident management, and record your answers on chart paper.
3. Select a team spokesperson and be prepared to share your answers in 5 minutes.



FEMA

Visual 3.36
ICS Features and Principles

Key Points

Activity Purpose: To reinforce your understanding of managing incident information and intelligence.

Instructions: Working as a team:

1. Review the scenario presented below.
2. Discuss the implications for incident management, and record your answers on chart paper.
3. Select a team spokesperson and be prepared to share your answers in 5 minutes.

Scenario: Continuing severe weather is causing widespread damage. 9-1-1 operators are receiving conflicting reports about life-safety needs, including a possible structural collapse of an assisted living facility.

COMMUNICATIONS AND INFORMATION MANAGEMENT

Visual 3.36 (Continued)

What lessons learned could be applied to managing incident information and intelligence?

PROFESSIONALISM

Visual 3.37



Key Points

The last part of this unit covers professionalism, including:


- Accountability.
- Dispatch/deployment.


PROFESSIONALISM

Visual 3.38

Accountability (1 of 2)

- **Check-In.** All responders must report in to receive an assignment in accordance with the procedures established by the Incident Commander.
- **Incident Action Plan.** Response operations must be coordinated as outlined in the IAP.
- **Unity of Command.** Each individual will be assigned to only one supervisor.



**FEMA**Visual 3.38
ICS Features and Principles

Key Points

Effective accountability during incident operations is essential. Individuals must abide by their institutional policies and guidelines and any applicable local, State, or Federal rules and regulations.

The following principles must be adhered to:

- **Check-In.** All responders must report in to receive an assignment in accordance with the procedures established by the Incident Commander.
- **Incident Action Plan.** Response operations must be coordinated as outlined in the IAP.
- **Unity of Command.** Each individual will be assigned to only one supervisor.


The next visual includes additional principles that must be adhered to.


PROFESSIONALISM

Visual 3.39

Accountability (2 of 2)

- **Span of Control.** Supervisors must be able to adequately supervise and control their subordinates, as well as communicate with and manage all resources under their supervision.
- **Resource Tracking.** Supervisors must record and report resource status changes as they occur.



**FEMA**

Visual 3.39
ICS Features and Principles

Key Points

- **Span of Control.** Supervisors must be able to adequately supervise and control their subordinates, as well as communicate with and manage all resources under their supervision.
- **Resource Tracking.** Supervisors must record and report resource status changes as they occur.


PROFESSIONALISM


Visual 3.40

Dispatch/Deployment

At any incident:

- The situation must be assessed and the response planned.
- Managing resources safely and effectively is the most important consideration.
- Personnel and equipment should respond only when requested or when dispatched by an appropriate authority.



**FEMA**

Visual 3.40
ICS Features and Principles

Key Points

Another key feature of ICS is the importance of managing resources to adjust to changing conditions.

When an incident occurs, you must be dispatched or deployed to become part of the incident response. In other words, until you are deployed to the incident organization, you remain in your everyday role.

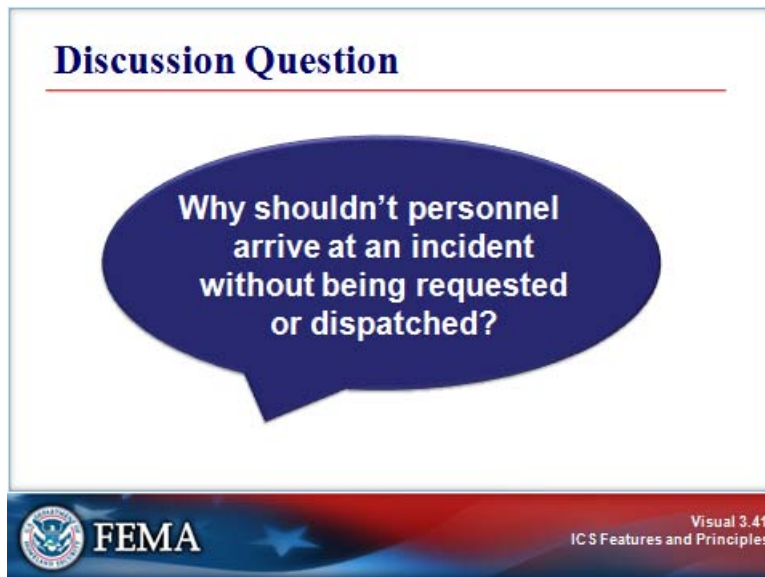
After being deployed, your **first task is to check in and receive an assignment.**

After check-in, you will locate your incident supervisor and obtain your initial briefing. The briefings you receive and give should include:

- Current assessment of the situation.
- Identification of your specific job responsibilities.
- Identification of coworkers.
- Location of work area.
- Identification of break areas, as appropriate.
- Procedural instructions for obtaining needed resources.
- Operational periods/work shifts.
- Required safety procedures and personal protective equipment (PPE), as appropriate.

PROFESSIONALISM

Visual 3.41



Key Points

Why shouldn't personnel arrive at an incident without being requested or dispatched?


PROFESSIONALISM

Visual 3.42

Activity: Deployment

Instructions: Working individually . . .

1. Review the scenario and answer the question presented in the Student Manual.
2. Be prepared to share your answer in 5 minutes.



FEMA

Visual 3.42
ICS Features and Principles

Key Points

Activity Purpose: To reinforce the your understanding of the importance of dispatch and deployment.

Instructions: Working individually:

- Review the scenario and discussion question presented below.
- Be prepared to share your answer in 5 minutes.

Scenario: Rosa is an off-duty certified Emergency Medical Technician who lives near the scene of a major structural collapse that has occurred in a busy shopping center. The media are reporting that there are injured people wandering around the parking area who need immediate medical attention.

What should Rosa do?


UNIT SUMMARY

Visual 3.43

Summary (1 of 2)

ICS:

- Utilizes management features including the use of common terminology and a modular organizational structure.
- Emphasizes effective planning through the use of management by objectives and Incident Action Plans.
- Supports responders by providing data they need through effective information and intelligence management.

The slide footer features the FEMA logo on the left, which includes the text 'FEDERAL EMERGENCY MANAGEMENT AGENCY' and 'U.S. DEPARTMENT OF HOMELAND SECURITY'. To the right of the logo is the word 'FEMA' in large, bold letters. Further right is a stylized American flag graphic. On the far right, the text 'Visual 3.43' and 'ICS Features and Principles' is displayed.

Key Points

ICS:

- Utilizes management features including the use of common terminology and a modular organizational structure.
- Emphasizes effective planning through the use of management by objectives and Incident Action Plans.
- Supports responders by providing data they need through effective information and intelligence management.


UNIT SUMMARY

Visual 3.44

Summary (2 of 2)

ICS:

- Utilizes the principles of chain of command, unity of command, and transfer of command.
- Ensures full utilization of incident resources by maintaining a manageable span of control, establishing predesignated incident facilities, implementing resource management practices, and ensuring integrated communications.



FEMA

Visual 3.44
ICS Features and Principles

Key Points

ICS:

- Utilizes the principles of chain of command, unity of command, and transfer of command.
- Ensures full utilization of incident resources by maintaining a manageable span of control, establishing predesignated incident facilities, implementing resource management practices, and ensuring integrated communications.

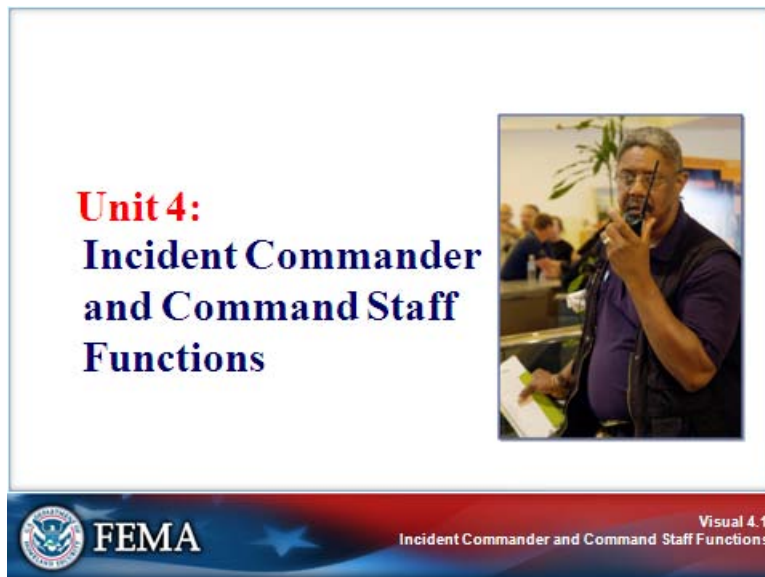
The next unit will cover the Incident Commander and Command Staff functions.

UNIT 4: INCIDENT COMMANDER AND COMMAND STAFF FUNCTIONS

This page intentionally left blank

UNIT INTRODUCTION

Visual 4.1



Key Points

This unit will provide an overview of the role of the Incident Commander and Command Staff, including these topics:

- Five major management functions
- Incident Commander roles and responsibilities
- Command Staff roles and responsibilities

UNIT INTRODUCTION


Visual 4.2

Unit Objectives

- Identify the five major ICS management functions.
- Identify the position titles associated with the Command Staff.
- Describe the role and function of the Incident Commander.
- Describe the role and function of the Command Staff.

Unit List

- ✓ Course Overview
- ✓ ICS Overview
- ✓ ICS Features & Principles
- **Incident Commander & Command Staff Functions**
- General Staff Functions
- Unified Command
- Course Summary – Putting It All Together

 **FEMA**

Visual 4.2
Incident Commander and Command Staff Functions

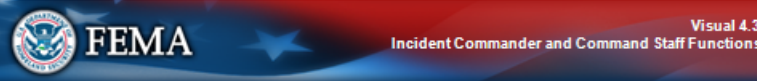
Key Points

By the end of this unit you should be able to:

- Identify the five major ICS management functions.
- Identify the position titles associated with the Command Staff.
- Describe the role and function of the Incident Commander.
- Describe the role and function of the Command Staff.

UNIT INTRODUCTION**Visual 4.3**

Management Function Descriptions	
Function	Description
Incident Command	<ul style="list-style-type: none">Establishes incident objectives, strategies, and priorities.Assume overall responsibility for the incident.
Operations	<ul style="list-style-type: none">Determines tactics and resources for achieving objectives.Directs the tactical response.
Planning	<ul style="list-style-type: none">Collects and analyzes information.Tracks resources.Maintains documentation.
Logistics	<ul style="list-style-type: none">Provides resources and needed services.
Finance/Administration	<ul style="list-style-type: none">Accounts for expenditures, claims, and compensation.Procures needed resources.

The slide footer features the FEMA logo on the left, a blue star in the center, and the text "Visual 4.3 Incident Commander and Command Staff Functions" on the right.**Key Points**

Every incident requires that certain management functions be performed. The problem must be identified and assessed, a plan to deal with it developed and implemented, and the necessary resources procured and paid for. Regardless of the size of the incident, these management functions still will apply.

There are five major management functions that are the foundation upon which the ICS organization develops. These functions are:

Incident Command	Sets the incident objectives, strategies, and priorities and has overall responsibility for the incident.
Operations	Conducts operations to reach the incident objectives. Establishes the tactics and directs all operational resources.
Planning	Supports the incident action planning process by tracking resources, collecting/analyzing information, and maintaining documentation.
Logistics	Provides resources and needed services to support the achievement of the incident objectives.
Finance & Administration	Monitors costs related to the incident. Provides accounting, procurement, time recording, and cost analyses.

INCIDENT COMMANDER

Visual 4.4



Key Points

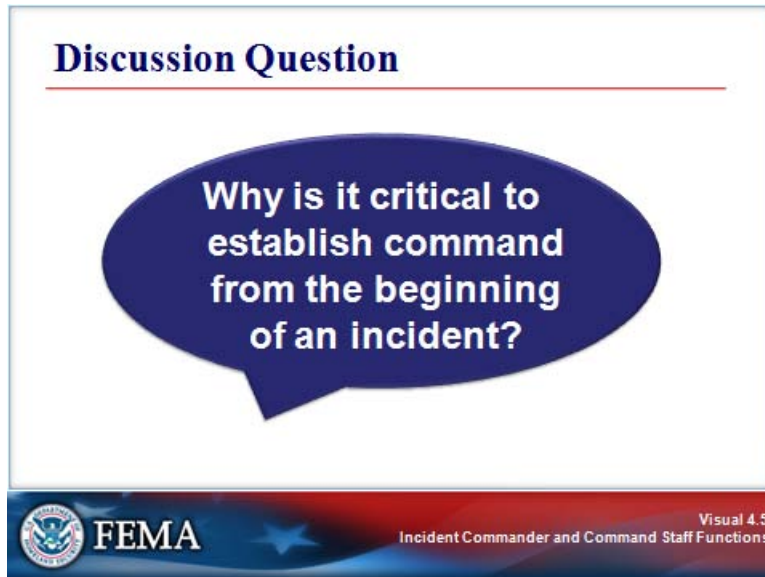
The Incident Commander has overall responsibility for managing the incident by establishing objectives, planning strategies, and implementing tactics.

The Incident Commander is the only position that is always staffed in ICS applications. On small incidents and events, one person, the Incident Commander, may accomplish all management functions.

The Incident Commander is responsible for all ICS management functions until he or she delegates those functions.

INCIDENT COMMANDER

Visual 4.5

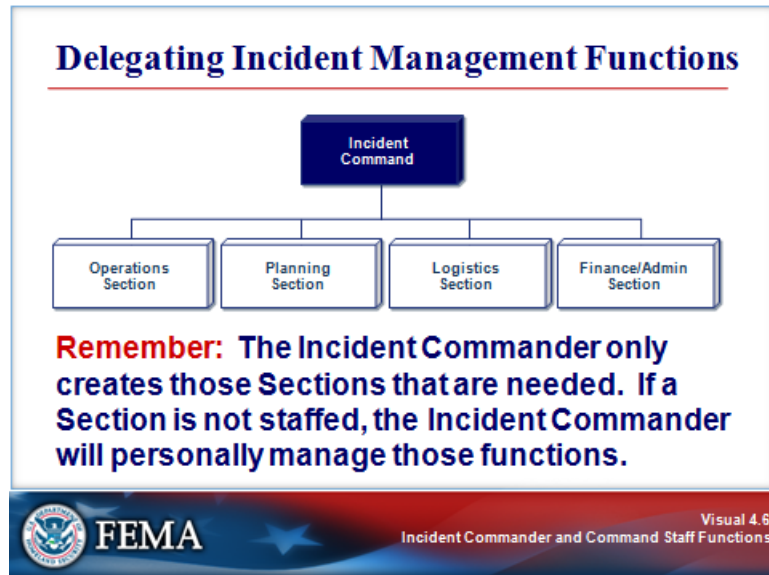


Key Points

Why is it critical to establish command from the beginning of an incident?

INCIDENT COMMANDER

Visual 4.6



Key Points

The ICS organization is modular and has the capability to expand or contract to meet the needs of the incident. On a larger incident, the Incident Commander may create Sections and delegate the Operations, Planning, Logistics, and Finance/Administration functions.


INCIDENT COMMANDER


Visual 4.7

Incident Commander Responsibilities

The Incident Commander is responsible for:

- Ensuring incident safety.
- Providing information to internal and external stakeholders.
- Establishing and maintaining liaison with other agencies participating in the incident.



**FEMA**

Visual 4.7
Incident Commander and Command Staff Functions

Key Points

The Incident Commander is specifically responsible for:

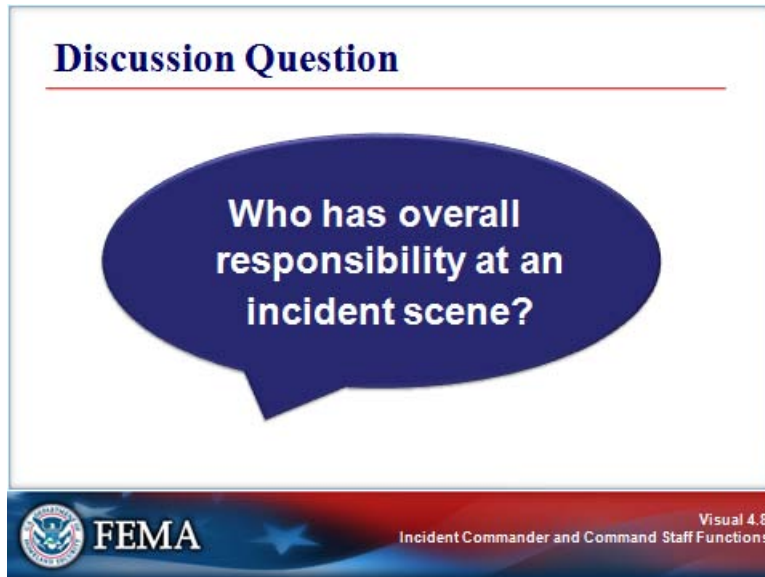
- Ensuring incident safety.
- Providing information to internal and external stakeholders.
- Establishing and maintaining liaison with other agencies participating in the incident.

These are critical functions and, until delegated, are the responsibility of the Incident Commander.

The Incident Commander may appoint one or more Deputies. **Deputy Incident Commanders must be as qualified as the Incident Commander.**

INCIDENT COMMANDER

Visual 4.8



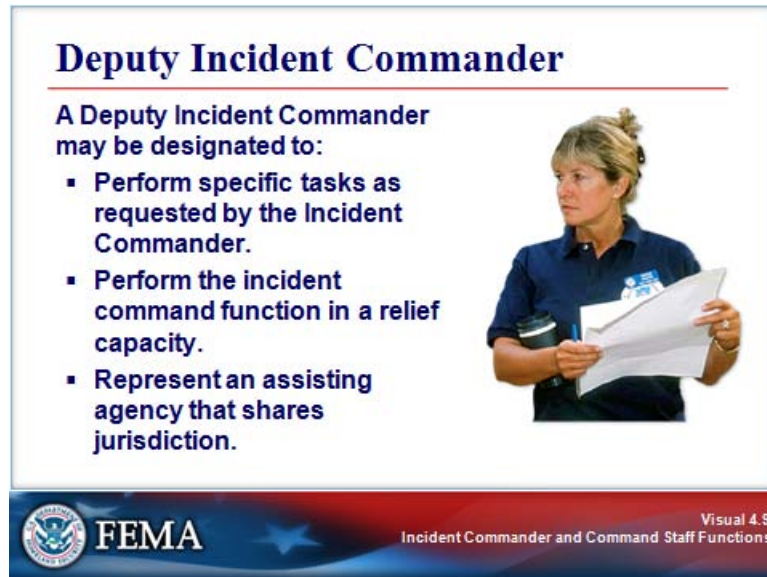
Key Points

Who has overall responsibility at an incident scene?

What is the role of agency executives?

INCIDENT COMMANDER

Visual 4.9



Key Points

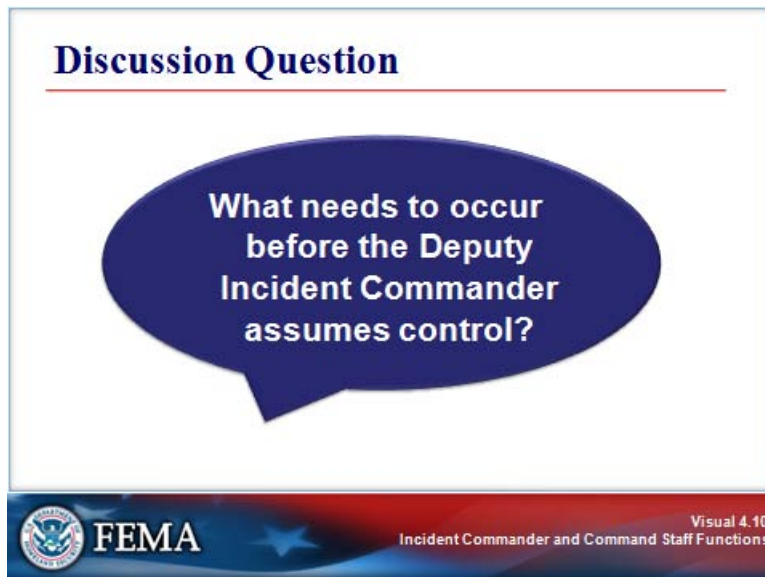
A Deputy Incident Commander may be designated to:

- Perform specific tasks as requested by the Incident Commander.
- Perform the incident command function in a relief capacity.
- Represent an assisting agency that shares jurisdiction.

If a Deputy is assigned, he or she must be fully qualified to assume the Incident Commander's position.

INCIDENT COMMANDER

Visual 4.10

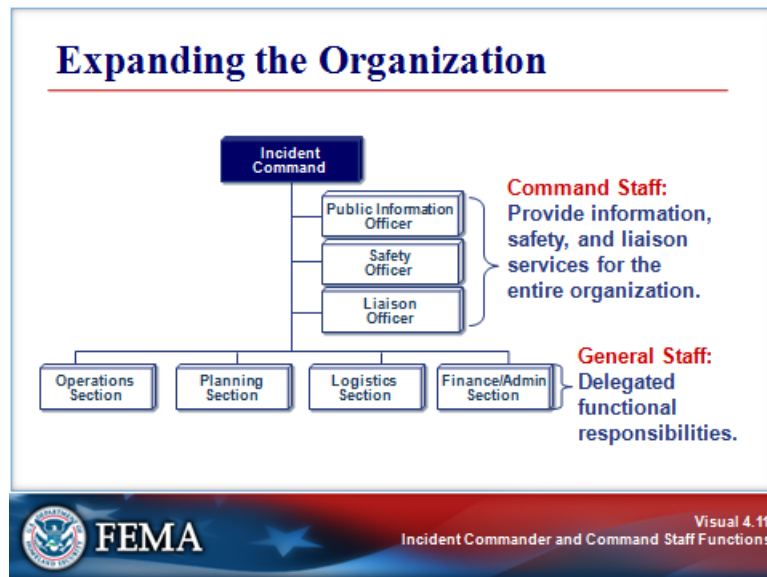


Key Points

What needs to occur before the Deputy Commander can assume control for the next operational period?

COMMAND STAFF

Visual 4.11



Key Points

As incidents grow, the Incident Commander may delegate authority for performance of certain activities to the Command Staff and the General Staff.

The Incident Commander should add positions only as needed.

COMMAND STAFF

Visual 4.12



Key Points

The following video will provide an overview of the Command Staff Officers.

Video Transcript:

You've now learned that the Incident Commander has overall authority and responsibility for conducting incident operations. An Incident Commander may assign staff to assist with managing the incident.

The Command Staff consists of the Public Information Officer, Safety Officer, and Liaison Officer, who all report directly to the Incident Commander.

Let's look at the roles of each member of the Command Staff. The Public Information Officer serves as the conduit for information to internal and external stakeholders, including the media and the public.

Accurate information is essential. The Public Information Officer serves as the primary contact for anyone who wants information about the incident and the response to it.

Another member of the Command Staff is the Safety Officer, who monitors conditions and develops measures for assuring the safety of all personnel.

The Safety Officer is responsible for advising the Incident Commander on issues regarding incident safety, conducting risk analyses, and implementing safety measures.

(Continued on next page.)

COMMAND STAFF

Visual 4.12 (Continued)

Video Transcript (Continued):

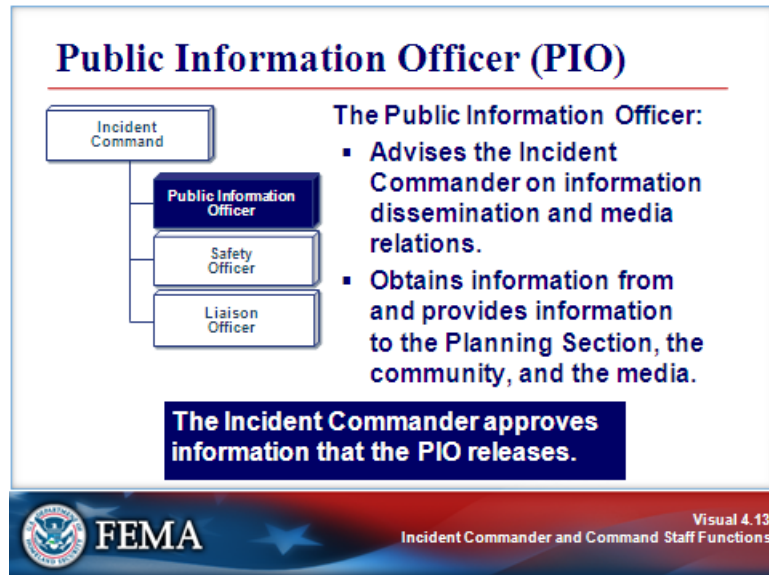
The final member of the Command Staff is the Liaison Officer, who serves as the primary contact for supporting agencies assisting at an incident.

Additionally, the Liaison Officer responds to requests from incident personnel for contacts among the assisting and cooperating agencies, and monitors incident operations in order to identify any current or potential problems between response agencies.

A Command Staff may not be necessary at every incident, but every incident requires that certain management functions be performed. An effective Command Staff frees the Incident Commander to assume a leadership role.

COMMAND STAFF

Visual 4.13



Key Points

The Public Information Officer (PIO):

- Advises the Incident Commander on information dissemination and media relations. Note that the Incident Commander approves information that the PIO releases.
- Obtains information from and provides information to the Planning Section.
- Obtains information from and provides information to the community and media.

COMMAND STAFF

Visual 4.14



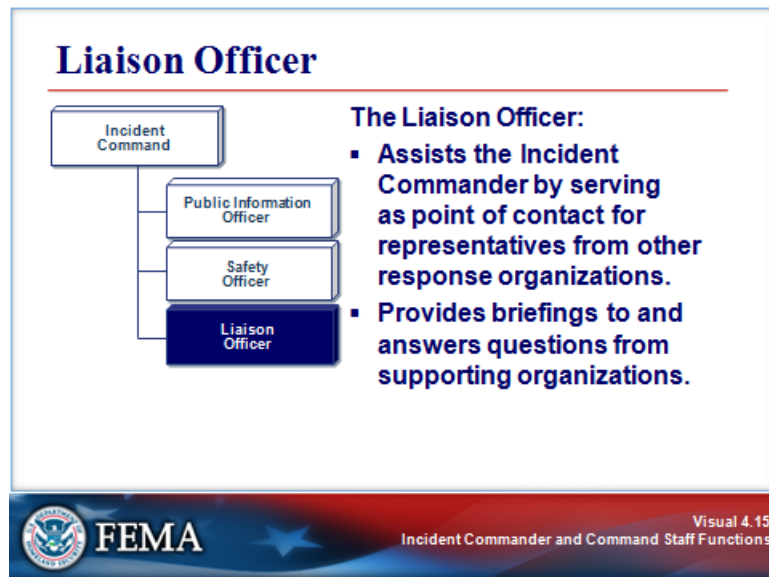
Key Points

The Safety Officer:

- Advises the Incident Commander on issues regarding incident safety.
- Works with the Operations Section to ensure safety of field personnel.
- Ensures the safety of all incident personnel.

COMMAND STAFF

Visual 4.15



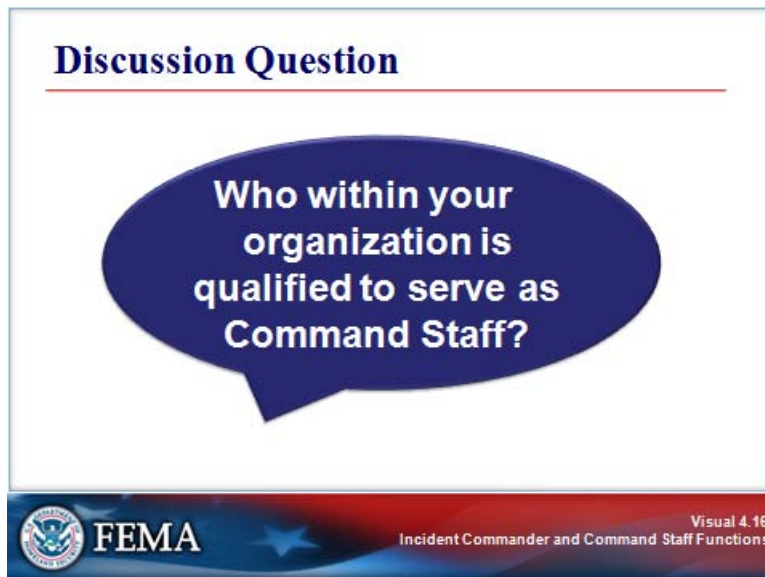
Key Points

The Liaison Officer:

- Assists the Incident Commander by serving as a point of contact for representatives from other response organizations.
- Provides briefings to and answer questions from supporting organizations.

COMMAND STAFF

Visual 4.16



Key Points

Who within your organization is qualified to serve as Command Staff?

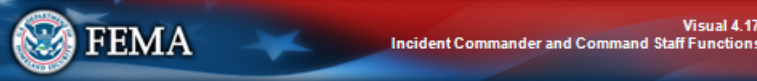
COMMAND STAFF

Visual 4.17

Activity: Command Staff Roles

Instructions: Working as a team . . .

1. Review the case study presented in your Student Manual.
2. Identify which Command Staff positions would be assigned.
3. Next, determine what specific activities the Incident Commander would delegate to each Command Staff member.
4. Select a spokesperson. Be prepared to present in 10 minutes.

The slide features a red and blue footer banner. On the left is the FEMA logo, which includes the text 'FEDERAL EMERGENCY MANAGEMENT AGENCY' around a central emblem. To the right of the logo is the word 'FEMA' in large white letters. Further right, the text 'Visual 4.17' and 'Incident Commander and Command Staff Functions' is displayed in white.

Key Points

Activity Purpose: To illustrate how ICS can be used to address incident management issues.

Instructions: Working as a team:

1. Review the scenario presented on the next page.
2. Identify which Command Staff positions would be assigned.
3. Next, if you were the Incident Commander, what specific activities would you delegate to each Command Staff member?
4. Select a spokesperson. Be prepared to present in 10 minutes.

COMMAND STAFF

Visual 4.17 (Continued)

Scenario:

An unexpected flash flood has struck a small community. As a result:

- Homes, schools, the business district, and the community college are being evacuated.
- Damage to critical infrastructure includes contamination of the water supply, downed power lines, and damaged roads.
- Perimeter control and security in the business district are needed.
- Mutual aid is arriving from several surrounding communities.
- Media representatives are arriving at the scene.

Questions:

1. Which Command Staff positions would be assigned?

2. If you were the Incident Commander, what specific activities would you delegate to each Command Staff member?

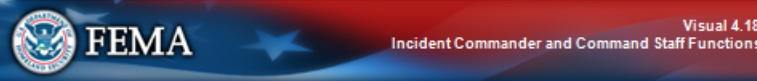
UNIT SUMMARY

Visual 4.18

Summary

Are you now able to:

- Identify the five major ICS management functions?
- Identify the position titles associated with the Command Staff?
- Describe the role and function of the Incident Commander?
- Describe the role and function of the Command Staff?

The slide features a blue and red footer banner. On the left is the FEMA logo, which includes the text 'FEDERAL EMERGENCY MANAGEMENT AGENCY' and 'FEMA'. To the right of the logo is a blue star. Further right, the text 'Visual 4.18' and 'Incident Commander and Command Staff Functions' is displayed in white.

Key Points

Are you now able to:

- Identify the five major ICS management functions?
- Identify the position titles associated with the Command Staff?
- Describe the role and function of the Incident Commander?
- Describe the role and function of the Command Staff?

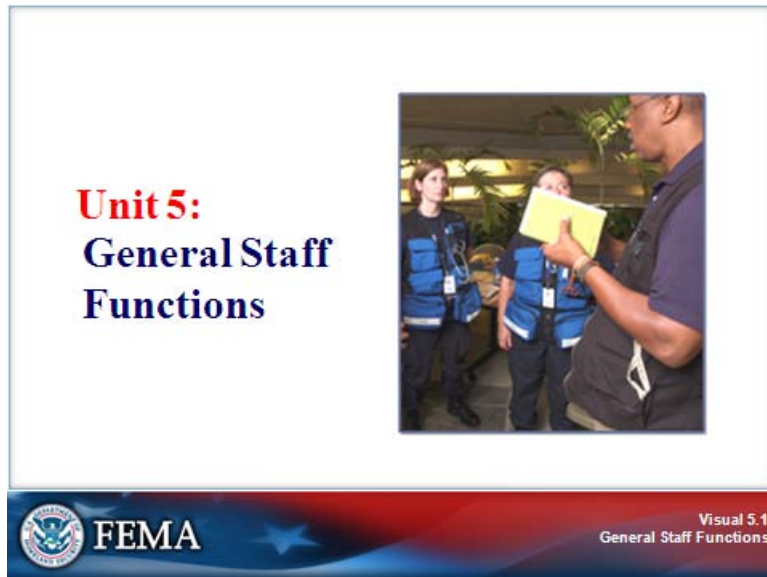
The next unit will discuss the roles and responsibilities of the General Staff.

UNIT 5: GENERAL STAFF FUNCTIONS

This page intentionally left blank

UNIT INTRODUCTION

Visual 5.1



Key Points

This unit will provide an overview of ICS General Staff functions, including the following topics:

- Operations Section
- Planning Section
- Logistics Section
- Finance/Administration Section

The unit concludes with an activity in which you will apply what you have learned about the General Staff.

UNIT INTRODUCTION

Visual 5.2

Unit Objective

Describe the roles and functions of the General Staff, including:

- Operations Section
- Planning Section
- Logistics Section
- Finance/Administration Section

Unit List

- ✓ Course Overview
- ✓ ICS Overview
- ✓ ICS Features & Principles
- ✓ Incident Commander & Command Staff Functions
- **General Staff Functions**
 - Unified Command
 - Course Summary – Putting It All Together

FEMA

Visual 5.2
General Staff Functions

Key Points

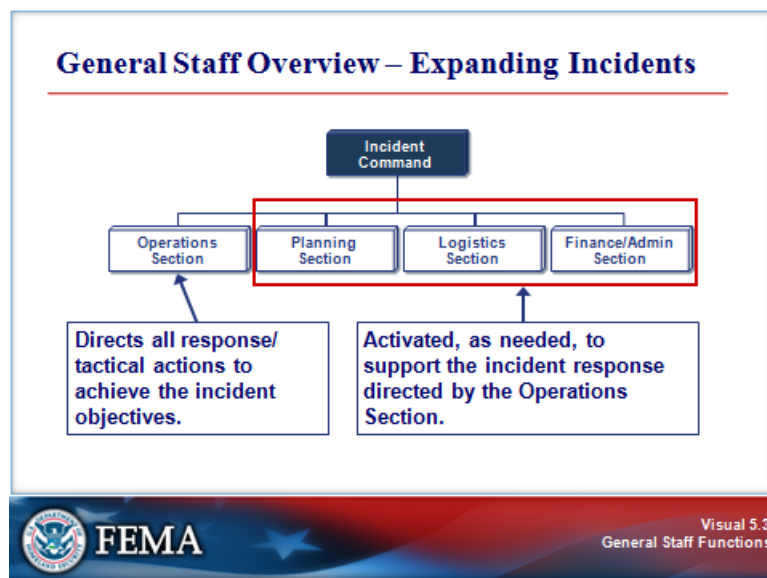
By the end of this unit, you should be able to describe the roles and functions of the General Staff, including the:

- Operations Section.
- Planning Section.
- Logistics Section.
- Finance/Administration Section.

Most incidents usually are small, managed in a short period of time, and require few outside response resources. However, an institution may become involved in a larger incident affecting the whole community and may be isolated. In such cases, a larger ICS organization may be required to manage the incident.

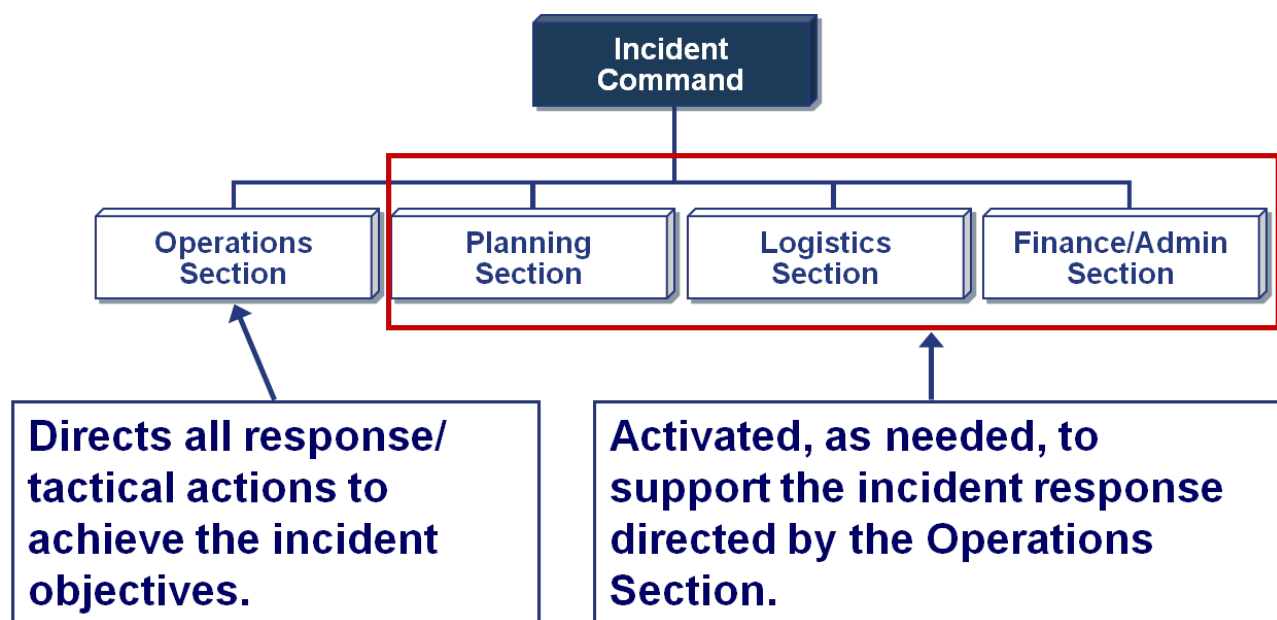
GENERAL STAFF

Visual 5.3



Key Points

The General Staff overall responsibilities are summarized in the graphic. In an expanding incident, the Incident Command first establishes the Operations Section. The remaining Sections are established as needed to support the operation.



GENERAL STAFF

Visual 5.4



Key Points

The definitions of ICS organizational components are shown below.

Later, you will learn more about the different organizational elements.

- **Sections:** The organizational levels with responsibility for a major functional area of the incident (e.g., Operations, Planning, Logistics, Finance/Administration). The person in charge of each Section is designated as a Chief.
- **Divisions:** Used to divide an incident geographically. The person in charge of each Division is designated as a Supervisor.
- **Groups:** Used to describe functional areas of operation. The person in charge of each Group is designated as a Supervisor.
- **Branches:** Used when the number of Divisions or Groups exceeds the span of control. Can be either geographical or functional. The person in charge of each Branch is designated as a Director.
- **Task Forces:** A combination of mixed resources with common communications operating under the direct supervision of a Task Force Leader.
- **Strike Teams:** A set number of resources of the same kind and type with common communications operating under the direct supervision of a Strike Team Leader.
- **Single Resources:** May be individuals, a piece of equipment and its personnel complement, or a crew or team of individuals with an identified supervisor that can be used at an incident.

GENERAL STAFF**Visual 5.5**

ICS Supervisory Position Titles

Organizational Level	Supervisor Title	Support Position Title
Incident Command	Incident Commander	Deputy
Command Staff	Officer	Assistant
General Staff (Section)	Chief	Deputy
Branch	Director	Deputy
Division/Group	Supervisor	N/A
Unit	Leader	Manager
Strike Team/Task Force	Leader	Single Resource Boss

 **FEMA** Visual 5.5
General Staff Functions

Key Points

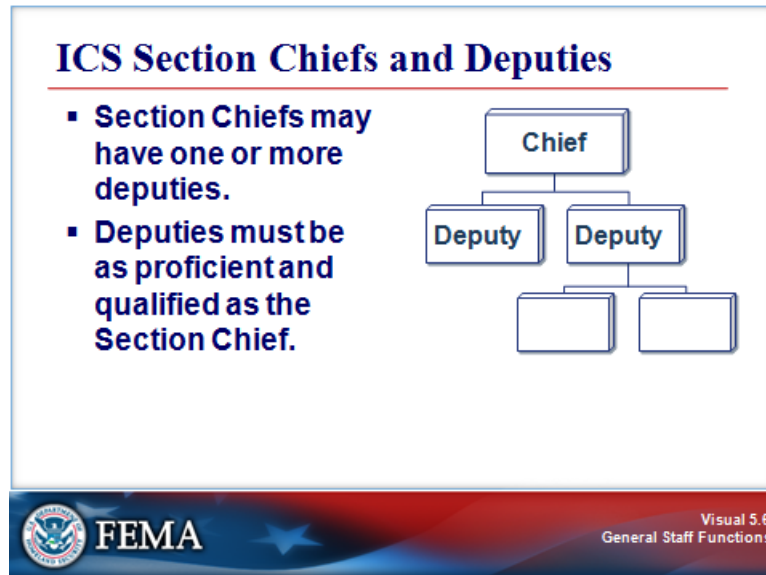
Additional levels of supervision are added as the ICS organization expands.

The ICS supervisory titles are shown in the graphic.

Organizational Level	Supervisor Title	Support Position Title
Incident Command	Incident Commander	Deputy
Command Staff	Officer	Assistant
General Staff (Section)	Chief	Deputy
Branch	Director	Deputy
Division/Group	Supervisor	N/A
Unit	Leader	Manager
Strike Team/Task Force	Leader	Single Resource Boss

GENERAL STAFF

Visual 5.6



Key Points

As mentioned previously, the person in charge of each Section is designated as a Chief. Section Chiefs have the ability to expand their Sections to meet the needs of the situation.

Each of the Section Chiefs may have a Deputy, or more than one, if necessary. The Deputy:

- May assume responsibility for a specific portion of the primary position, work as relief, or be assigned other tasks.
- Must be as proficient as the person for whom he or she works.

GENERAL STAFF

Visual 5.7



Key Points

The following video will provide an overview of the General Staff Sections.

Video Transcript:

As you previously learned, an Incident Commander is responsible for all incident management functions including: operations, planning, logistics, and finance and administration.

Depending on the incident needs, the Incident Commander may delegate some or all of these functions by establishing Sections. If a Section Chief is assigned to an incident, he or she will report directly to the Incident Commander.

Together, these Section Chiefs are referred to as the General Staff. Let's take a look at the responsibilities of each Section Chief.

The Operations Section Chief is responsible for developing and implementing strategy and tactics to accomplish the incident objectives. This means that the Operations Section Chief organizes, assigns, and supervises all the tactical or response resources assigned to the incident. Additionally, if a Staging Area is established, the Operations Section Chief would manage it.

The Planning Section Chief oversees the collection, evaluation, and dissemination of operational information related to the incident. It is the Planning Section's responsibility to prepare and disseminate the Incident Action Plan, as well as track the status of all incident resources.

(Continued on next page.)

GENERAL STAFF

Visual 5.7 (Continued)

Video Transcript:

The Planning Section helps ensure responders have accurate information and provides resources such as maps and floor plans.

The Logistics Section is responsible for providing facilities, services, and material support for the incident.

Logistics is critical on more complex incidents. The Logistics Section Chief assists the Incident Commander and Operations Section Chief by providing the resources and services required to support incident activities. During an incident, Logistics is responsible for ensuring the well-being of responders by providing sufficient food, water, and medical services. Logistics is also responsible for arranging communication equipment, computers, transportation, and anything else needed to support the incident.

Another critical function during complex incidents is Finance and Administration.

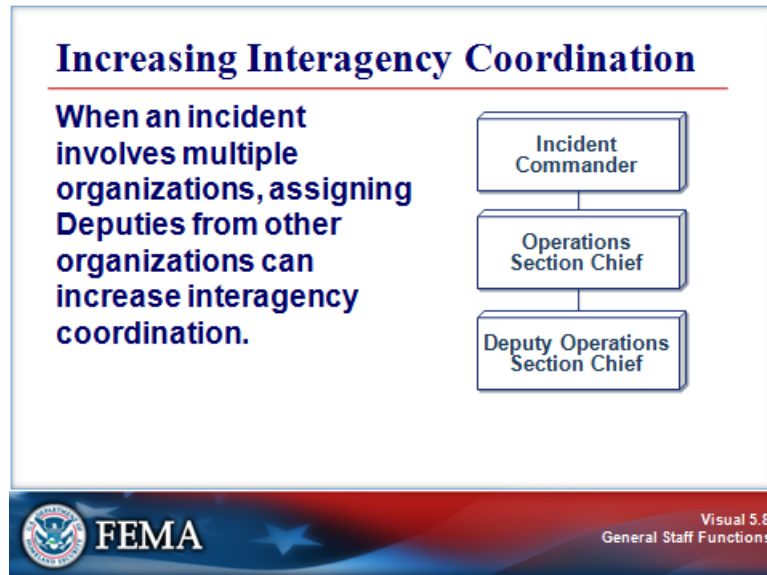
The Finance and Administration Section Chief is responsible for all of the financial and cost analysis aspects of an incident. These include contract negotiation, recording personnel and equipment time, documenting and processing claims for accidents and injuries occurring at the incident, and keeping a running tally of the costs associated with the incident.

We've now introduced you to the four ICS Sections.

It is important to remember that the ICS organizational structure is determined based on the incident objectives and resource requirements. It expands and contracts in a flexible manner. And, only those functions, positions, or Sections necessary for a particular incident are filled.

GENERAL STAFF

Visual 5.8



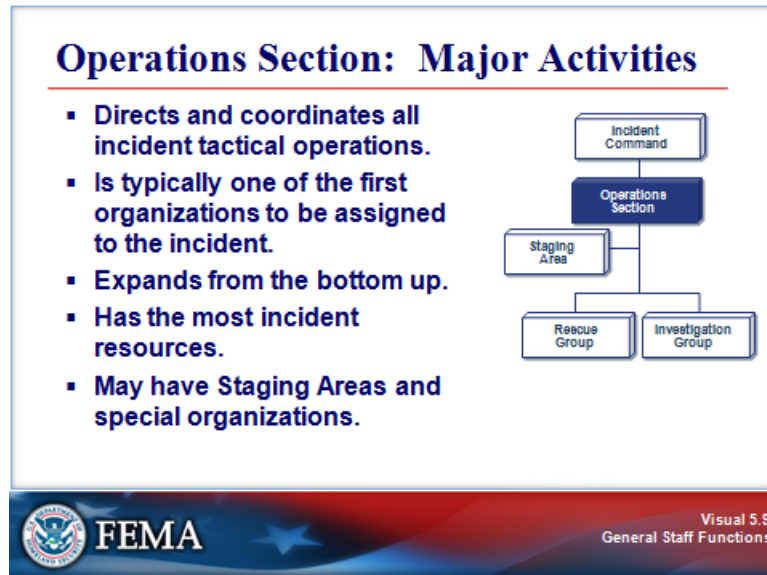
Key Points

When an incident involves multiple organizations, assigning Deputies from other organizations can increase interagency coordination.

For example, for the response to a hazardous materials incident, public works, law enforcement, and hazmat responders might work together, with one agency taking the lead and representatives from the other organizations serving as deputies.

OPERATIONS SECTION

Visual 5.9



Key Points

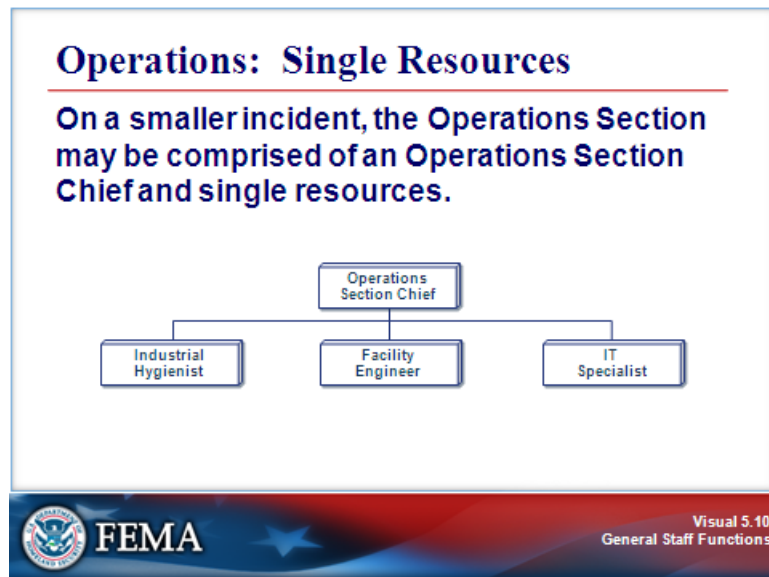
The Operations Section is responsible for directing and coordinating all incident tactical operations.

The Operations Section:

- Is typically one of the first organizations to be assigned to the incident.
- Develops from the bottom up.
- Has the most incident resources.
- May have Staging Areas and special organizations.

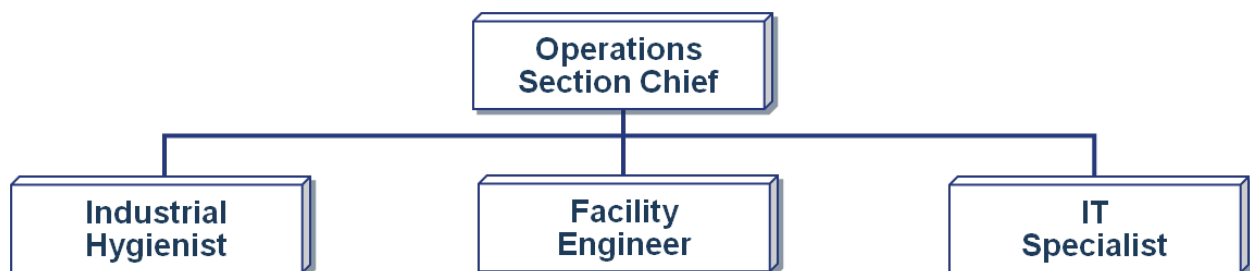
OPERATIONS SECTION

Visual 5.10



Key Points

Single resources are individuals, a piece of equipment and its personnel complement, or a crew or team of individuals with an identified supervisor. On a smaller incident, the Operations Section may be comprised of an Operations Section Chief and single resources.




OPERATIONS SECTION

Visual 5.11

Operations: Teams

Single resources may be organized into teams. Using standard ICS terminology, the two types of team configurations are:

- **Task Forces**, which are a combination of mixed resources with common communications supervised by a Leader.
- **Strike Teams**, which include all similar resources with common communications supervised by a Leader.



FEMA

Visual 5.11
General Staff Functions

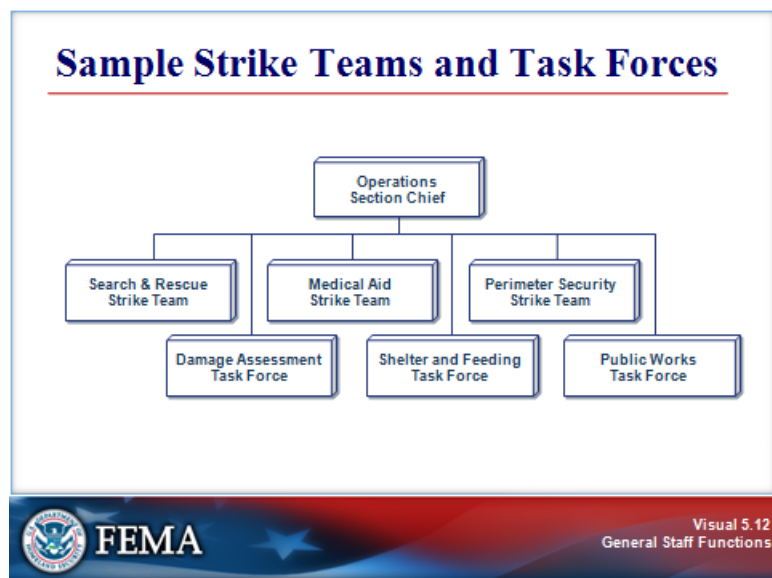
Key Points

Single resources may be organized into teams. Using standard ICS terminology, the two types of team configurations are:

- **Task Forces**, which are a combination of mixed resources with common communications operating under the direct supervision of a Leader.
- **Strike Teams**, which include all similar resources with common communications operating under the direct supervision of a Leader.

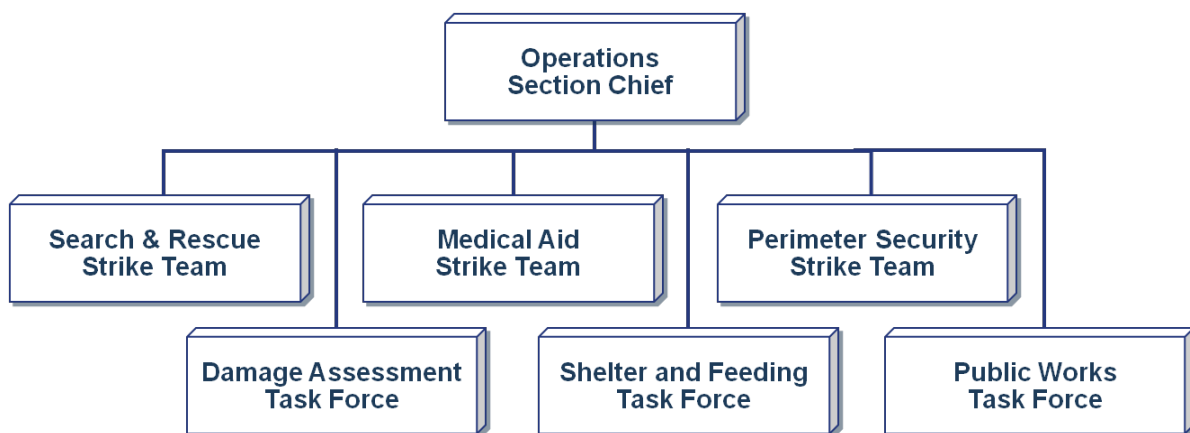
OPERATIONS SECTION

Visual 5.12



Key Points

The Operations Section organization chart shows possible team assignments during an incident. Each team would have a Team Leader reporting to the Operations Section Chief.



These are examples of possible strike teams and task forces. Strike teams and task forces should be established based on the type of incident and unique requirements of the area.

What other strike teams and task forces might you use during a response?

OPERATIONS SECTION

Visual 5.13

Activity: Operations Section

Instructions: Working as a team . . .

1. Review the scenario presented in the Student Manual.
2. Develop an organization chart depicting how the Operations Section could be organized into teams.
3. List the responsibilities of each team.
4. Be prepared to present in 15 minutes.



Key Points

Activity Purpose: To reinforce your understanding of how Operations Sections are organized.

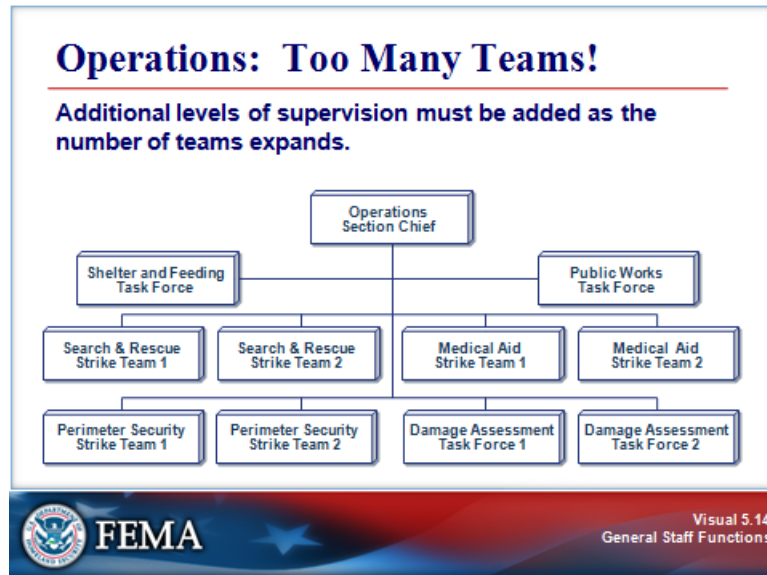
Instructions: Working as a team:

1. Review the scenario presented below.
2. Develop an organization chart depicting how the Operations Section could be organized into teams. Draw the team structure on chart paper as large as possible.
3. List the responsibilities of each team.
4. Be prepared to present in 15 minutes.

Scenario: Heavy rains have caused flash flooding. Your jurisdiction is effectively isolated by the flood waters and damage. It may be several hours before mutual aid resources arrive.

OPERATIONS SECTION

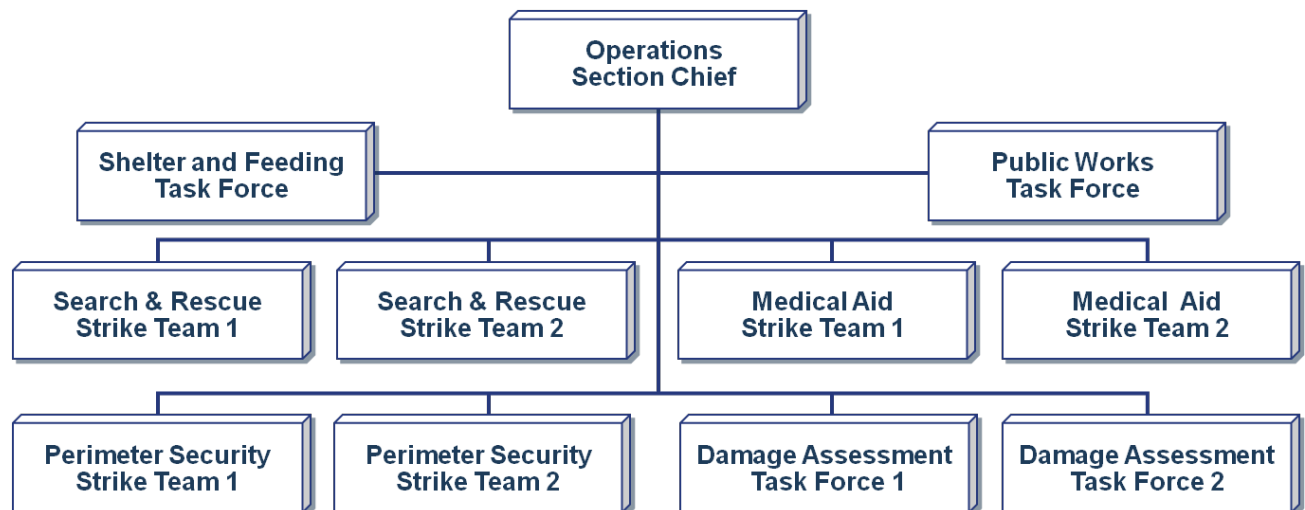
Visual 5.14



Key Points

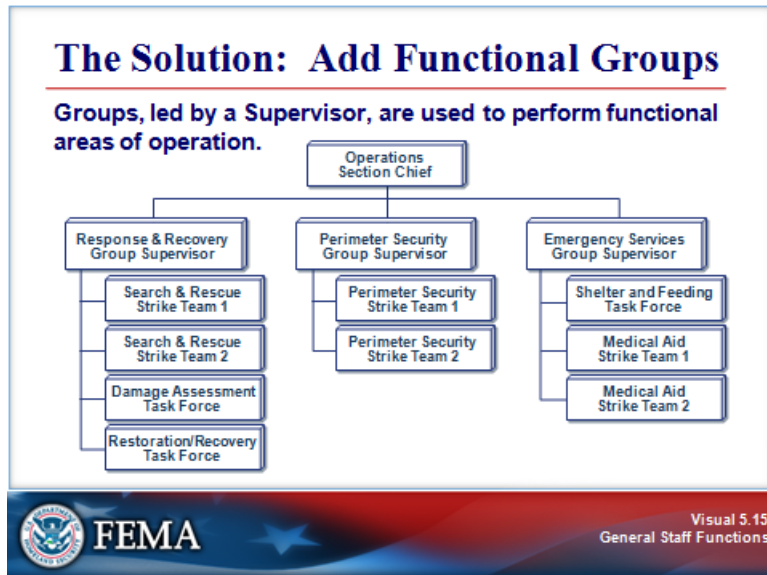
To maintain span of control, each team should be comprised of a Team Leader and no more than 5 to 7 team members.

As teams are added, what happens to the Operations Section Chief's span of control?



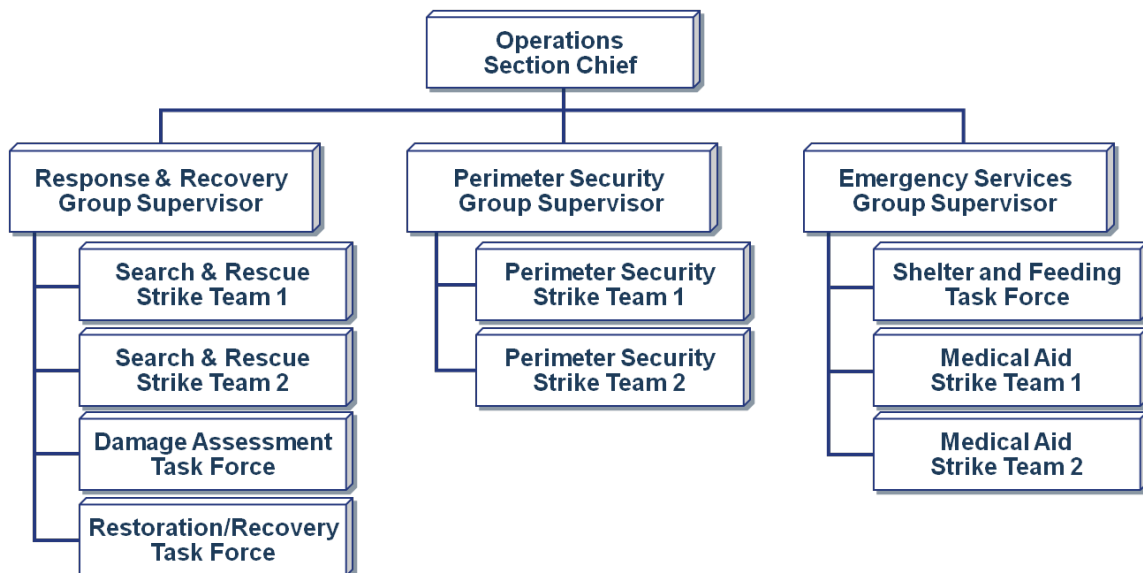
OPERATIONS SECTION

Visual 5.15



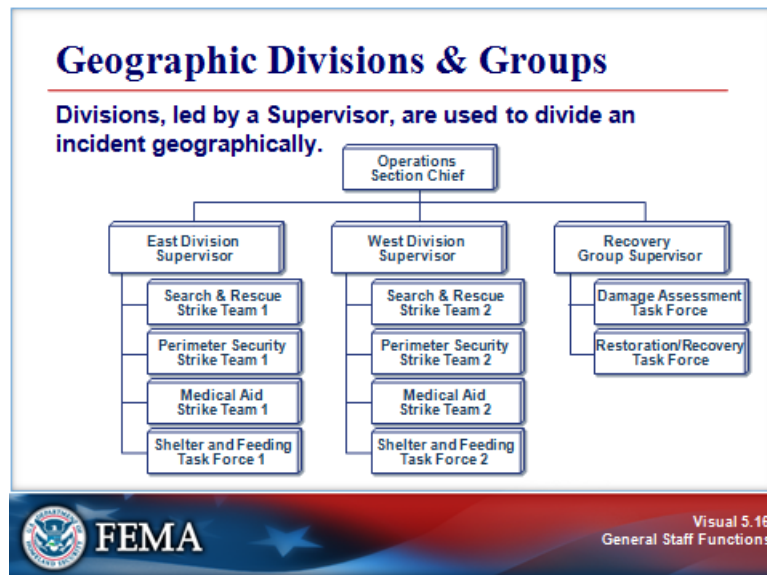
Key Points

On a large, complex incident the Operations Section may become very large. Using the ICS principle of modular organization, the Operations Section may add elements to manage span of control. **Groups are used to perform functional areas of operation.** The organization chart below illustrates how Groups can be used to maintain span of control within the Operations Section.



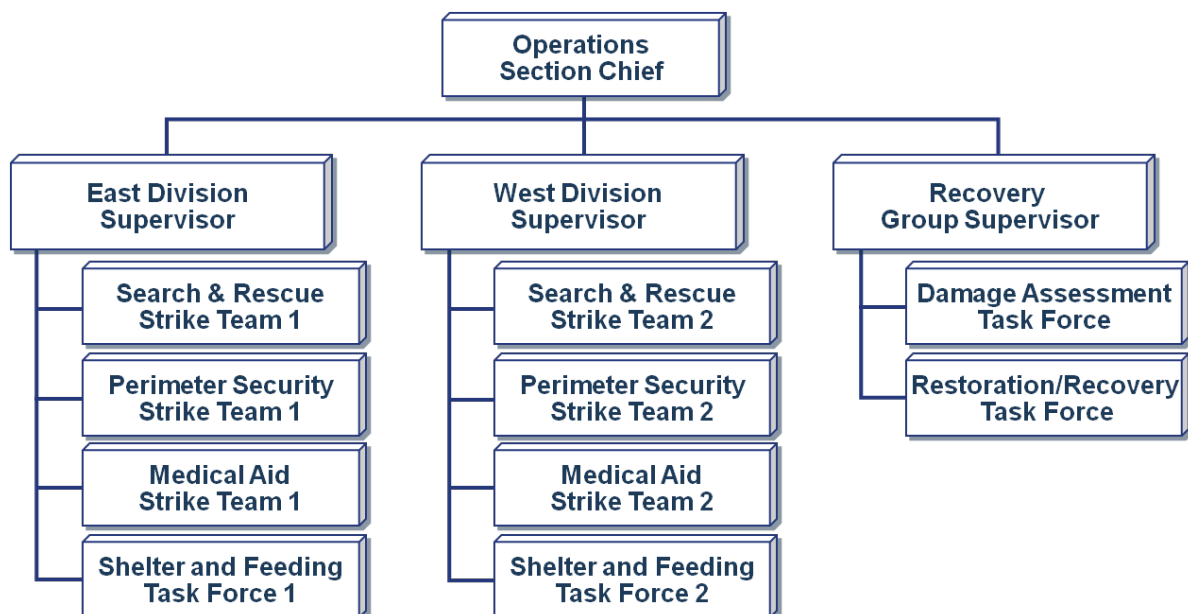
OPERATIONS SECTION

Visual 5.16



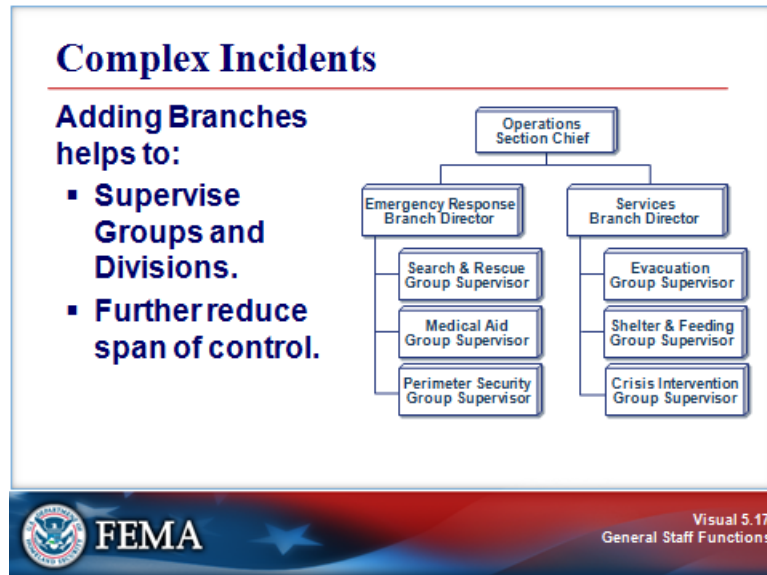
Key Points

Divisions can be used to add a level of supervision. Divisions are used to divide an incident geographically. The organization chart below illustrates how Groups and Divisions can be used together to maintain span of control within the Operations Section. The use of Divisions would be effective if the incident covered a large or isolated area.



OPERATIONS SECTION

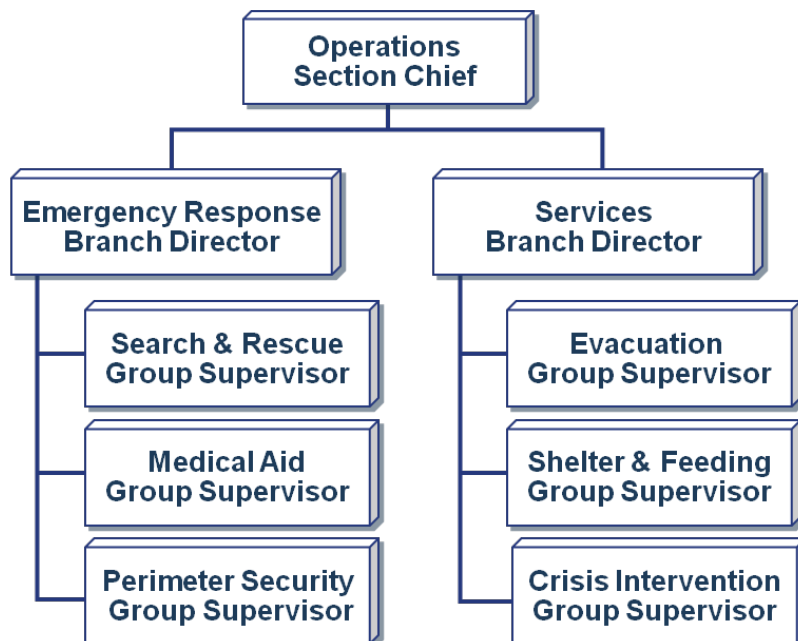
Visual 5.17



Key Points

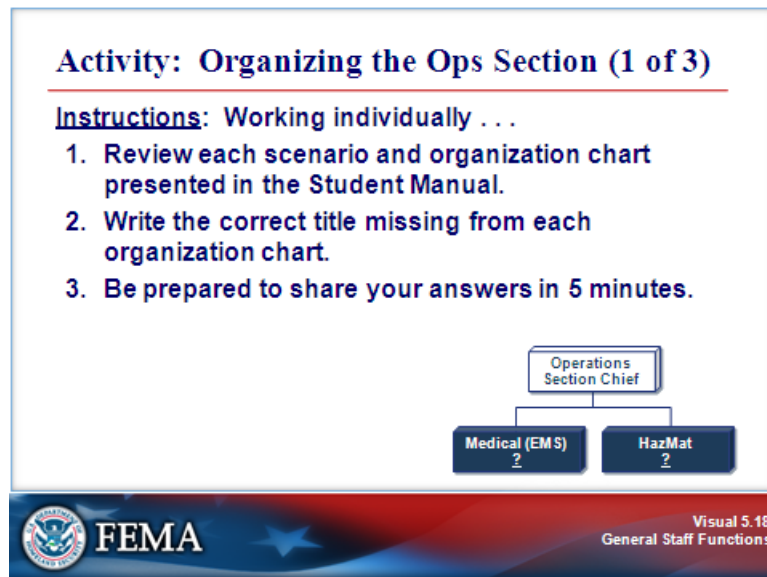
The Operations Section Chief may add Branches to supervise Groups and Divisions and further reduce his or her span of control. The person in charge of each Branch is designated as a Director.

What are the advantages of reducing the Operations Section Chief's span of control?



OPERATIONS SECTION

Visual 5.18



Key Points

Activity Purpose: To reinforce your understanding of Groups and Divisions in the Operations Section.

Instructions: Working individually:

1. Review each scenario and organization chart.
2. Write the correct title missing from each organization chart.
3. Be prepared to share your answers in 5 minutes.

Scenario 1: As incident objectives and resources expand, the Operations Section Chief begins organizing resources into functional areas. What title is the correct addition to the organization chart?

- ☐ Unit Supervisor
- ☐ Team Supervisor
- ☐ Group Supervisor


OPERATIONS SECTION

Visual 5.19

Activity: Organizing the Ops Section (2 of 3)

Instructions: Working individually . . .

1. Review each scenario and organization chart presented in the Student Manual.
2. Write the correct title missing from each organization chart.
3. Be prepared to share your answers in 5 minutes.

 **FEMA**

Visual 5.19
General Staff Functions

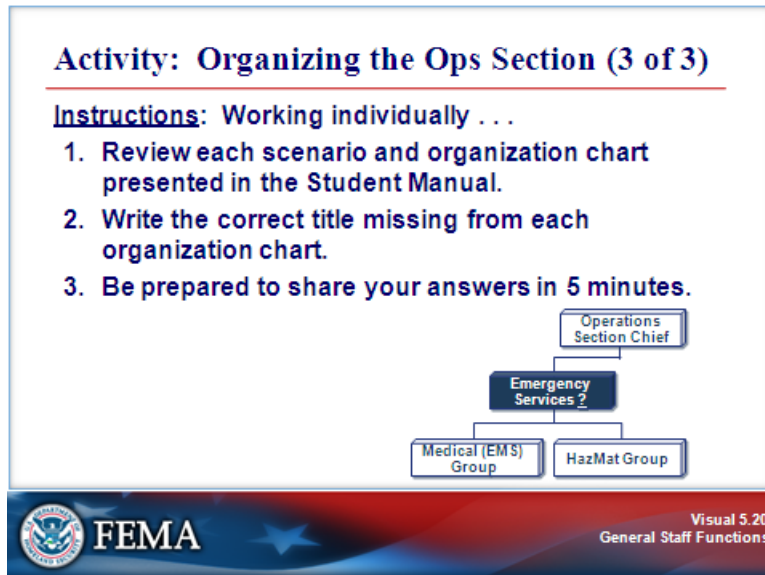
Key Points

Scenario 2: The incident has isolated one part of the area. Given this isolation, the Operations Section Chief has decided to organize resources by geographical areas. What title is the correct addition to the organization chart?

- ☐ Task Force Supervisor
- ☐ Division Supervisor
- ☐ Sector Supervisor

OPERATIONS SECTION

Visual 5.20



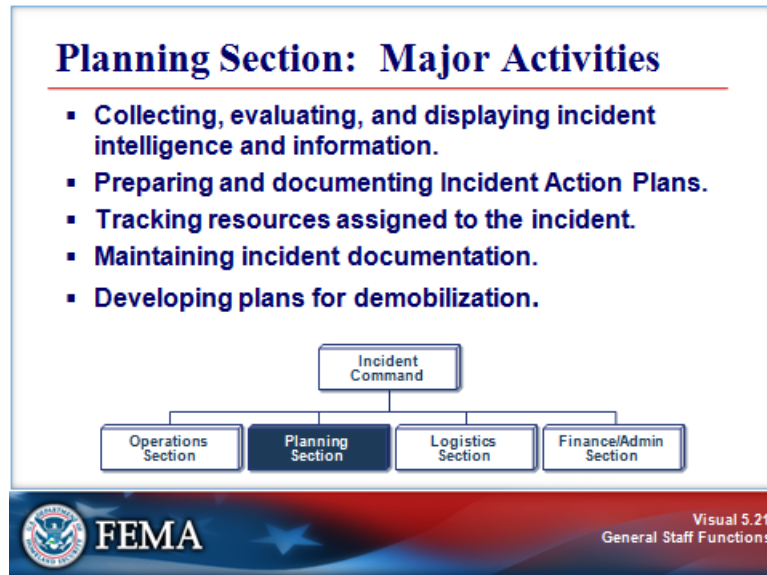
Key Points

Scenario 3: As the incident expands even further, the Operations Section Chief determines that there is a need to add another level of supervision to manage the Groups. What title is the correct addition to the organization chart?

- ☐ Branch Director
- ☐ Department Director
- ☐ Field Director

PLANNING SECTION

Visual 5.21



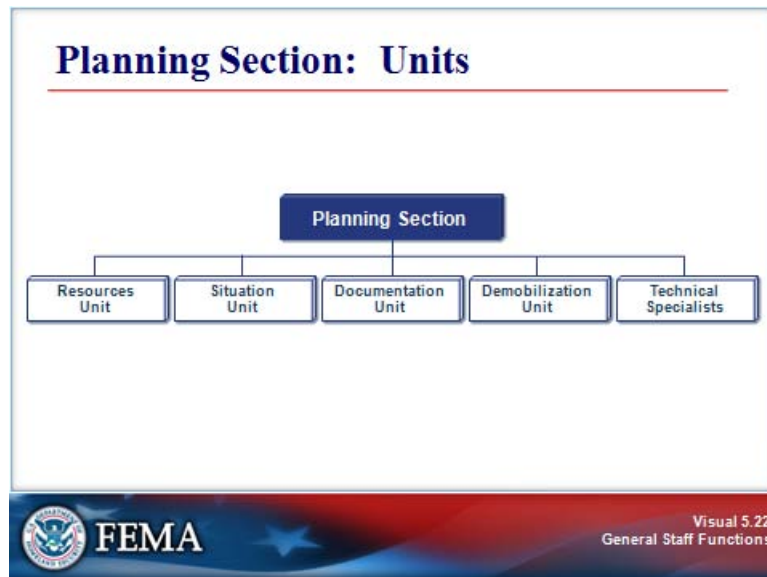
Key Points

The major activities of the Planning Section may include:

- Collecting, evaluating, and displaying incident intelligence and information.
- Preparing and documenting Incident Action Plans.
- Tracking resources assigned to the incident.
- Maintaining incident documentation.
- Developing plans for demobilization.

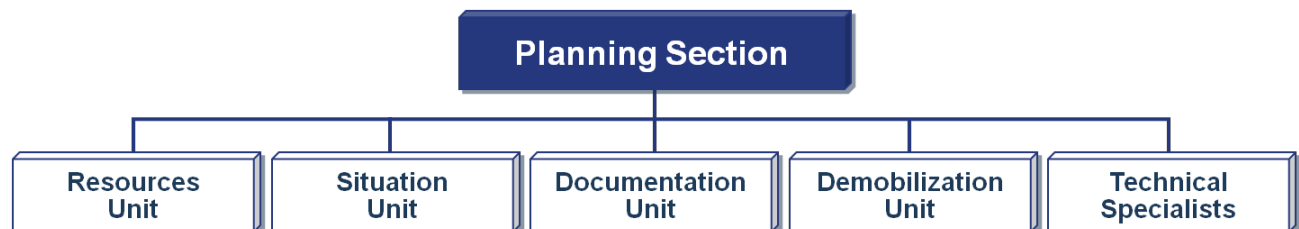
PLANNING SECTION

Visual 5.22



Key Points

The Planning Section can be further staffed with four Units. In addition, Technical Specialists who provide special expertise useful in incident management and response may also be assigned to work in the Planning Section. Depending on the needs, Technical Specialists may also be assigned to other Sections in the organization.



- **Resources Unit:** Conducts all check-in activities and maintains the status of all incident resources. The Resources Unit plays a significant role in preparing the written Incident Action Plan.
- **Situation Unit:** Collects and analyzes information on the current situation, prepares situation displays and situation summaries, and develops maps and projections.
- **Documentation Unit:** Provides duplication services, including the written Incident Action Plan. Maintains and archives all incident-related documentation.
- **Demobilization Unit:** Assists in ensuring that resources are released from the incident in an orderly, safe, and cost-effective manner.


PLANNING SECTION

Visual 5.23

Activity: Planning Section Units

Instructions: Working individually . . .

1. Review the Planning Section chart in your Student Manual.
2. Determine which of the Units would:
 - Maintain a record of actions taken during an incident.
 - Provide a map of the incident area.
 - Oversee check-in procedures.
3. Be prepared to share your answers in 5 minutes.



Visual 5.23
General Staff Functions

Key Points

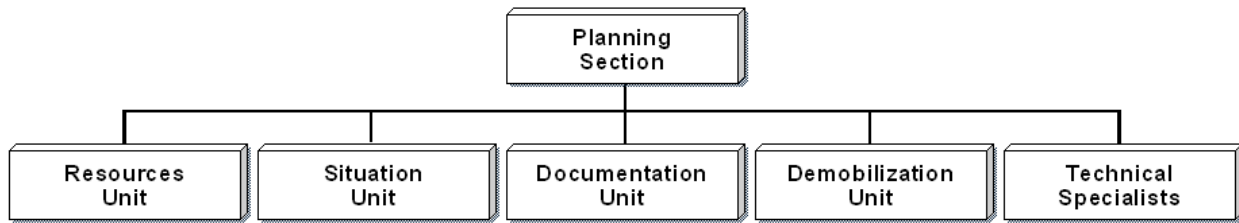
Activity Purpose: To reinforce your understanding of the Planning Section Units.

Instructions: Working individually:

1. Review the Planning Section chart.
2. Determine which of the Units would:
 - Maintain a record of actions taken during an incident.
 - Provide a map of the incident area.
 - Oversee check-in procedures.
3. Be prepared to share your answers in 5 minutes.

PLANNING SECTION

Visual 5.23 (Continued)



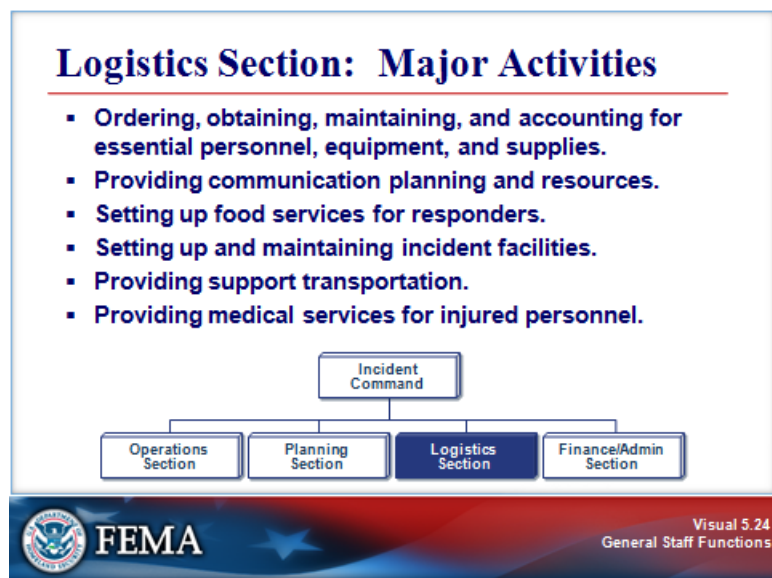
Which Planning Section Unit would maintain a record of actions taken during an incident?

If you needed a map of the incident area, which Planning Section Unit would you go to?

If you needed to check in at an incident, which Planning Section Unit would you go to?

LOGISTICS SECTION

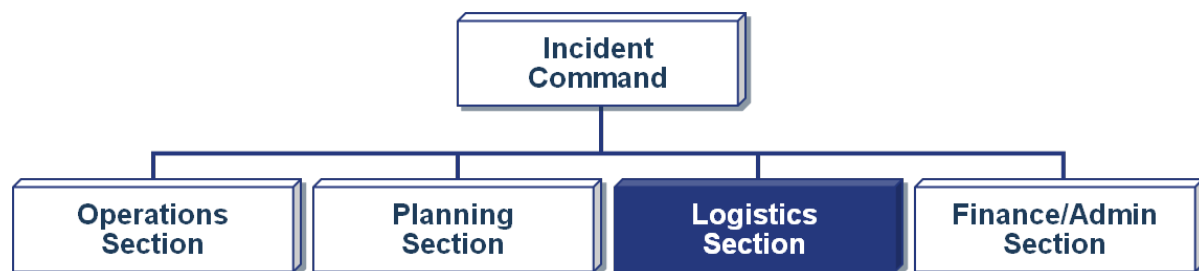
Visual 5.24



Key Points

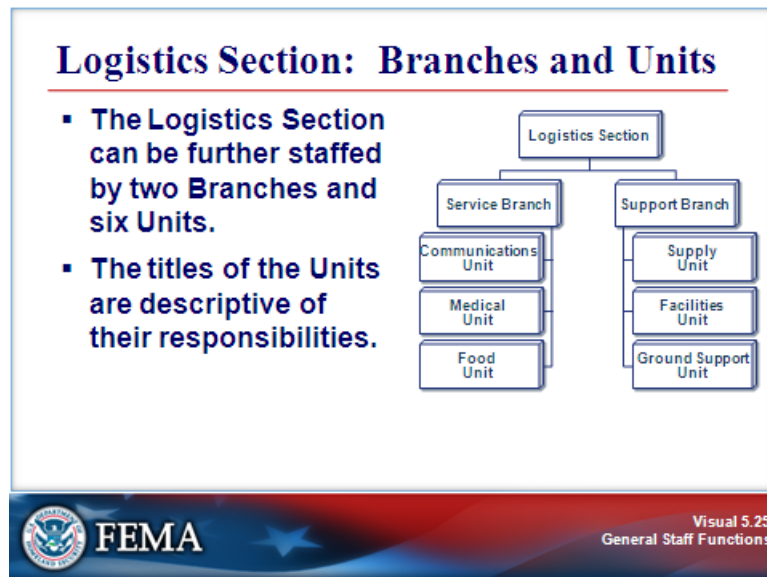
The Logistics Section is responsible for all of the services and support needs, including:

- Ordering, obtaining, maintaining, and accounting for essential personnel, equipment, and supplies.
- Providing communication planning and resources.
- Setting up food services for responders.
- Setting up and maintaining incident facilities.
- Providing support transportation.
- Providing medical services to incident personnel.



LOGISTICS SECTION

Visual 5.25



Key Points

The Logistics Section can be further staffed by two Branches and six Units. Remember that the Logistics Section provides support incident personnel only.

The titles of the Units are descriptive of their responsibilities.

Service Branch

The Logistics Service Branch can be staffed to include a:

- **Communications Unit:** Prepares and implements the Incident Communications Plan (ICS-205), distributes and maintains communications equipment, supervises the Incident Communications Center, and establishes adequate communications over the incident.
- **Medical Unit:** Develops the Medical Plan (ICS-206), provides first aid and light medical treatment for personnel assigned to the incident, and prepares procedures for a major medical emergency.
- **Food Unit:** Supplies the food and potable water for all incident facilities and personnel, and obtains the necessary equipment and supplies to operate food service facilities at Bases and Camps.

(Continued on the next page.)

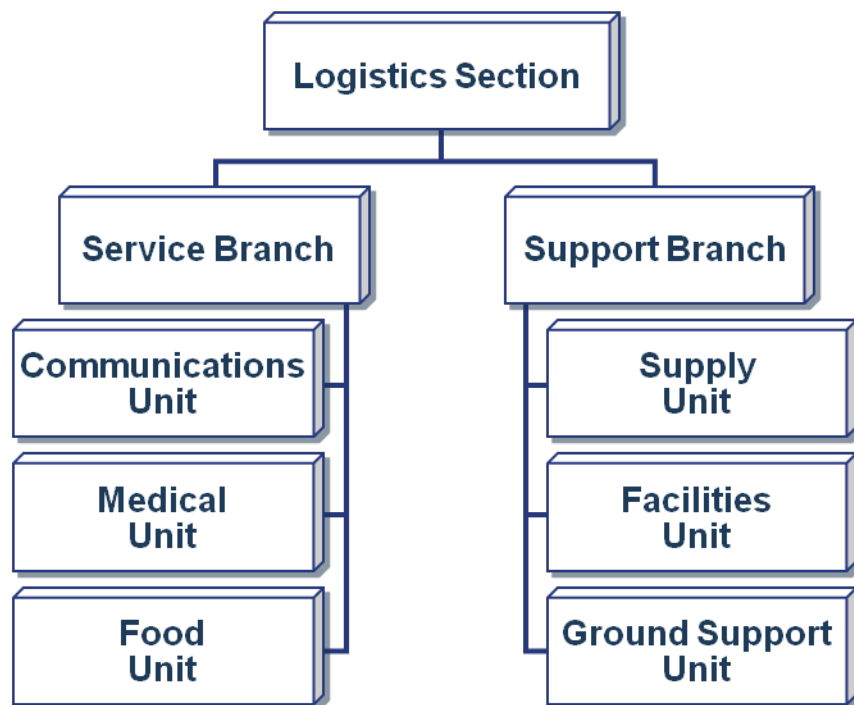
LOGISTICS SECTION

Visual 5.25 (Continued)

Support Branch

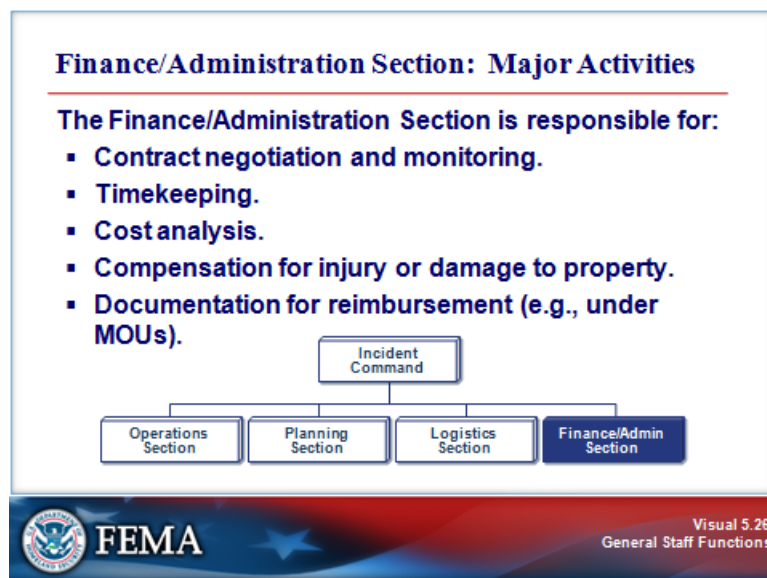
The Logistics Support Branch can be staffed to include a:

- **Supply Unit:** Determines the type and amount of supplies needed to support the incident. The Unit orders, receives, stores, and distributes supplies, services, and nonexpendable equipment. All resource orders are placed through the Supply Unit. The Unit maintains inventory and accountability of supplies and equipment.
- **Facilities Unit:** Sets up and maintains required facilities to support the incident. Provides managers for the Incident Base and Camps. Also responsible for facility security and facility maintenance services such as sanitation, lighting, and cleanup.
- **Ground Support Unit:** Prepares the Transportation Plan. Arranges for, activates, and documents the fueling, maintenance, and repair of ground resources. Arranges for the transportation of personnel, supplies, food, and equipment.



FINANCE AND ADMINISTRATION SECTION

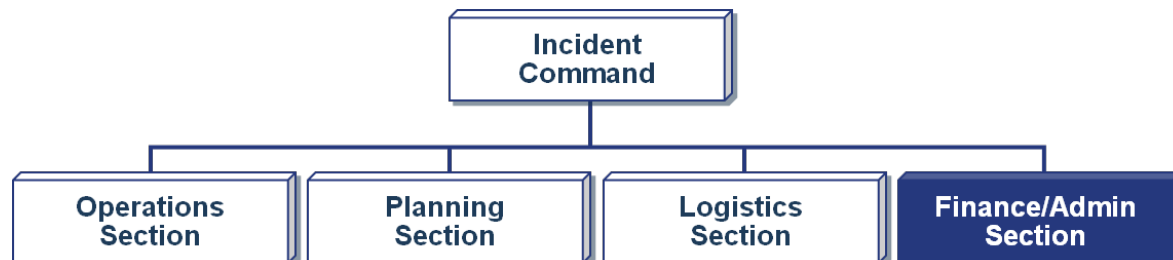
Visual 5.26



Key Points

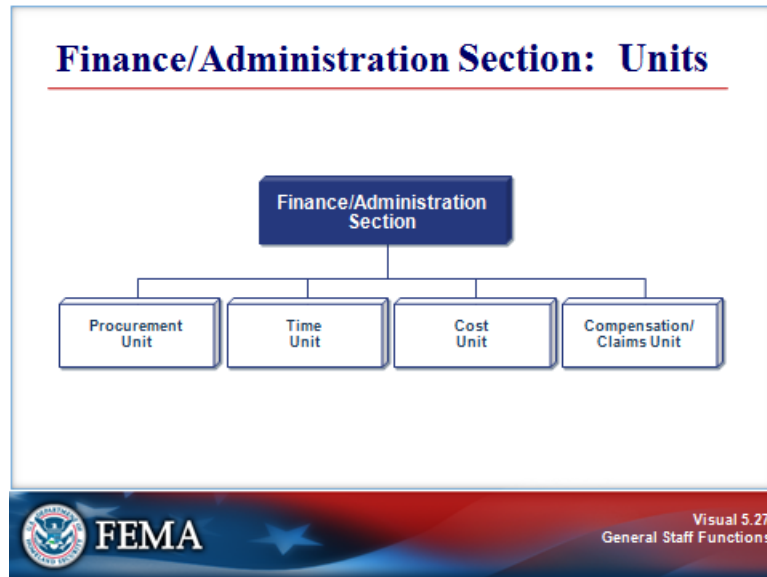
The Finance/Administration Section is set up for any incident that requires incident-specific financial management. The Finance/Administration Section is responsible for:

- Contract negotiation and monitoring.
- Timekeeping.
- Cost analysis.
- Compensation for injury or damage to property.
- Documentation for reimbursement (e.g., under memorandums of understanding (MOUs)).



FINANCE AND ADMINISTRATION SECTION

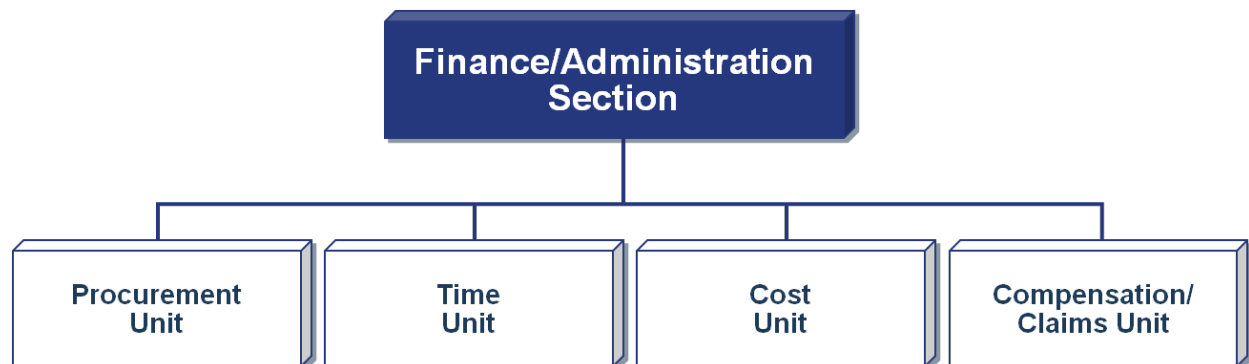
Visual 5.27



Key Points

The Finance/Administration Section can be further staffed with four Units.

- **Procurement Unit:** Responsible for administering all financial matters pertaining to vendor contracts, leases, and fiscal agreements.
- **Time Unit:** Responsible for incident personnel time recording.
- **Cost Unit:** Collects all cost data, performs cost effectiveness analyses, provides cost estimates, and makes cost savings recommendations.
- **Compensation/Claims Unit:** Responsible for the overall management and direction of all administrative matters pertaining to compensation for injury-related and claims-related activities kept for the incident.




ACTIVITY: SECTION CHIEFS

Visual 5.28

Activity: Section Chiefs

Instructions: Working individually . . .

1. Review the table of statements presented in the Student Manual.
2. Identify the correct Section Chief for each statement.
3. Be prepared to share your answers in 5 minutes.

The bottom of the slide features a decorative banner with a red and blue wavy background. On the left is the FEMA logo, which includes the text 'FEDERAL EMERGENCY MANAGEMENT AGENCY' around a circular seal. To the right of the logo, the word 'FEMA' is written in large, bold, white letters. Further right, the text 'Visual 5.28' and 'General Staff Functions' is displayed in a smaller font.

Key Points

Activity Purpose: To review the General Staff Section responsibilities.

Instructions: Working individually:

1. Review the table in your Student Manual.
2. Identify the correct Section Chief for each statement.
3. Be prepared to share your answers in 5 minutes.

(Continued on the next page.)

ACTIVITY: SECTION CHIEFS**Visual 5.28 (Continued)**

	Statement	Which Section Chief?
1.	In advance of severe flooding, there is a need to get generators and communications equipment to the Staging Areas to equip advance response teams. My Section is responsible for making sure the needed equipment arrives at the Staging Areas.	
2.	As the response is underway, my Section tracks all personnel participating in the response.	
3.	My Section conducts response activities such as search and rescue, and first aid services being provided to disaster survivors.	
4.	I support the incident response activities by overseeing contracting for needed supplies and services that are not already available.	


ACTIVITY: GENERAL STAFF FUNCTIONS

Visual 5.29

Activity: General Staff Functions

Instructions: Working as a team . . .

1. Review the scenario presented in your Student Manual.
2. Use what you've learned to answer the questions in each part of the activity. Write your answers on chart paper.
3. When you've answered each set of questions, move on to the next page.
4. Select a spokesperson. Be prepared to discuss your answers with the class in 15 minutes.

**FEMA**Visual 5.29
General Staff Functions

Key Points

Activity Purpose: To reinforce your understanding of General Staff functions.

Instructions: Working in groups:

1. Review the scenario presented in your Student Manual.
2. Use what you've learned to answer the questions for each part of the activity before proceeding to the next page. Write your answers on chart paper.
3. When you've answered each set of questions, move on to the next page.
4. Select a spokesperson and be prepared to discuss your answers to all the questions in 15 minutes.

Scenario Part 1: A store employee at a small shopping mall discovers a package leaking a noxious smelling chemical in a storage room. No one is sure how long the box has been there, or how long it has been leaking. Employees and customers are beginning to complain about feeling lightheaded and nauseous. The business owner calls 911. In the meantime, the mall security manager arrives to see why people are rushing out of the store. The security manager establishes the initial ICS organization.

Question:

- In the ICS organization described above, the mall security manager has assumed which role?

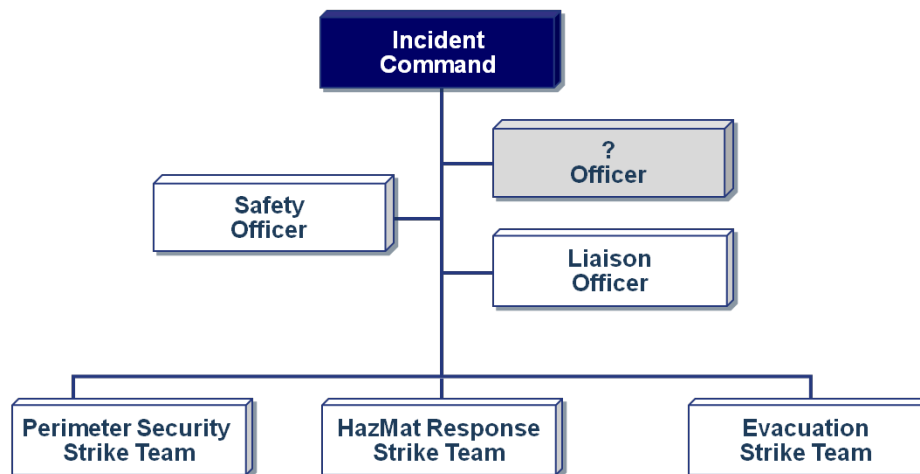
ACTIVITY: GENERAL STAFF FUNCTIONS

Visual 5.29 (Continued)

Scenario Part 3: A transfer of command occurs and the HazMat Battalion Chief assumes the Incident Commander role. The Command and General Staff positions are filled as shown on the chart.

Questions:

- Does the Incident Commander have a manageable span of control?
- What is the title of the person in charge of the Perimeter Security Strike Team?
- What member of the Command Staff would go in the box with the question mark?



Caption: Organization chart with Incident Commander, Safety Officer, [?] Officer, Liaison Officer, Perimeter Security Strike Team, HazMat Response Strike Team, and Evacuation Strike Team.

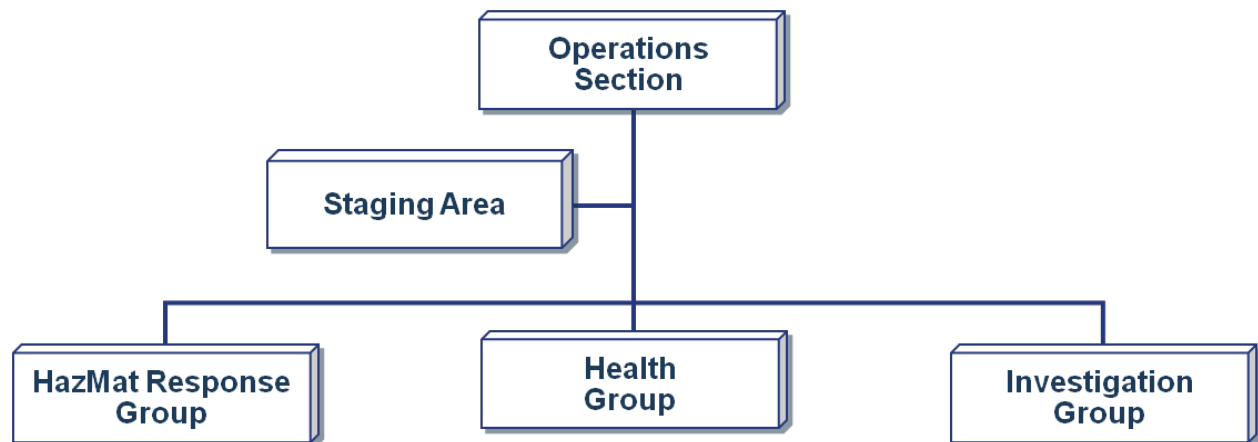
ACTIVITY: GENERAL STAFF FUNCTIONS

Visual 5.29 (Continued)

Scenario Part 4: To maintain span of control as the incident expands, the Incident Commander establishes an Operations Section.

Questions:

- What is the role of the Operations Section?
- What is the ICS title of the person in charge of the Operations Section?



Caption: Organization chart showing the Operations Section. Reporting to the Operations Section are the following: Staging Area, HazMat Response Group, Health Group, and Investigation Group.

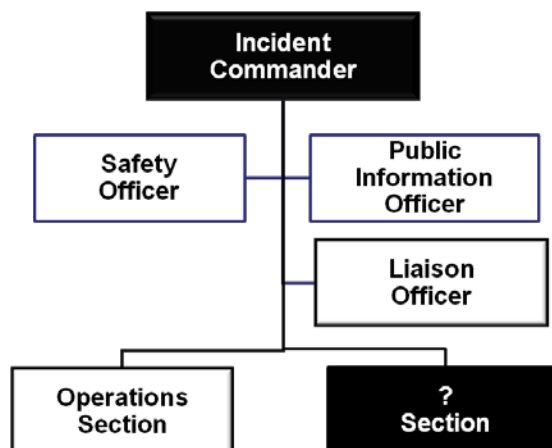
ACTIVITY: GENERAL STAFF FUNCTIONS

Visual 5.29 (Continued)

Scenario Part 5: After the first hour, the Incident Commander establishes a second Section that will develop the Incident Action Plan and track the status of resources on the scene.

Question:

- What is the correct title of this Section?



Caption: Organization chart with Incident Commander, Command Staff, and Operations Section. A second Section has been added.

ACTIVITY: GENERAL STAFF FUNCTIONS

Visual 5.29 (Continued)

Scenario Part 6: In an interview, the business owner mentions that she has received threats from a recently terminated employee. The substance has yet to be identified. Given these circumstances, there is a need to find witnesses and locate people who may have come in contact with the package. Interview areas have been set up in the mall parking lot. There are an increasing number of response personnel at the scene, creating the need for communications support along with food and drinks.

Question:

- Which Section is responsible for providing these support resources?

ACTIVITY: GENERAL STAFF FUNCTIONS

Visual 5.29 (Continued)

Scenario Part 7: Cleanup is complete, and the few exposed customers and staff have been located and are undergoing treatment. The operation is now shifting to an ongoing investigation of the disgruntled former employee.

Question:

- Which resources would you demobilize?

ACTIVITY: GENERAL STAFF FUNCTIONS

Visual 5.29 (Continued)

Your Notes:

UNIT SUMMARY

Visual 5.30


Summary

Are you able to describe the roles and functions of the:

- Operations Section?
- Planning Section?
- Logistics Section?
- Finance/Administration Section?

Unit List

- ✓ Course Overview
- ✓ ICS Overview
- ✓ ICS Features & Principles
- ✓ Incident Commander & Command Staff Functions
- ✓ General Staff Functions
- **Unified Command**
- Course Summary – Putting It All Together

 **FEMA**

Visual 5.30
General Staff Functions

Key Points

Are you able to describe the roles and functions of the:

- Operations Section?
- Planning Section?
- Logistics Section?
- Finance/Administration Section?

The next unit will focus on the features and organizational structures related to Unified Command.

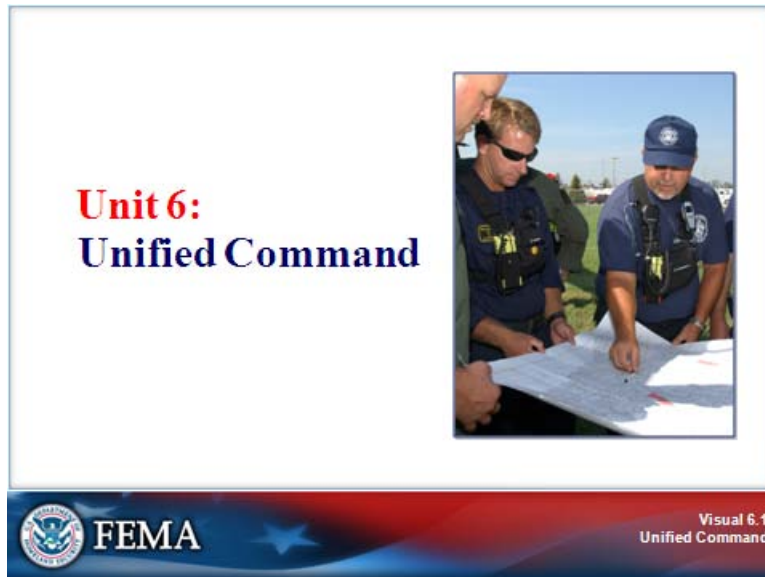
Your Notes:

UNIT 6: UNIFIED COMMAND

This page intentionally left blank

UNIT INTRODUCTION

Visual 6.1



Key Points

The previous units covered the Incident Command Systems (ICS) fundamentals. This unit introduces you to a more advanced concept, called **Unified Command**.

Unified Command:

- Applies ICS in incidents involving multiple jurisdictions or agencies.
- Enables institutions and agencies with different legal, geographic, and functional responsibilities to coordinate, plan, and interact effectively.

UNIT INTRODUCTION

Visual 6.2

Unit Objectives

- Define Unified Command.
- List the advantages of Unified Command.
- Identify the primary features of Unified Command.
- Differentiate between command and coordination.

Unit List

- ✓ Course Overview
- ✓ ICS Overview
- ✓ ICS Features & Principles
- ✓ Incident Commander & Command Staff Functions
- ✓ General Staff Functions
- **Unified Command**
- Course Summary – Putting It All Together

FEMA

Visual 6.2
Unified Command

Key Points

By the end of this unit, you should be able to:

- Define Unified Command.
- List the advantages of Unified Command.
- Identify the primary features of Unified Command.
- Differentiate between command and coordination.


UNIT INTRODUCTION

Visual 6.3

Activity: Optimal Strategy

Instructions: Working individually . . .

1. Review the scenario presented in the Student Manual and select the optimal strategy that provides the best solution.
2. Be prepared to share your answer in 5 minutes.



Visual 6.3
Unified Command

Key Points

Activity Purpose: To reinforce your understanding of the importance of Unified Command.

Instructions: Working individually:

1. Read the scenario below and select the optimal strategy that provides the best solution.
2. Be prepared to share your answer in 5 minutes.

Scenario: Response to a hazardous materials spill involves hazmat cleanup crews, law enforcement agencies to conduct evacuations and perimeter control, and public works responders to help with cleanup and rerouting traffic.

Select the optimal strategy.

- ☐ Divide the incident along functional lines so that each agency can establish its own ICS organization with well-defined areas of responsibilities.
- ☐ Create a single ICS incident structure that allows for an effective multiagency approach.

UNIT INTRODUCTION

Visual 6.3 (Continued)

Your Notes:

UNIFIED COMMAND: DEFINITION AND BENEFITS

Visual 6.4



Key Points

Unified Command:

- Applies ICS in incidents involving multiple jurisdictions or organizations.
- Enables institutions and agencies with different legal, geographic, and functional responsibilities to coordinate, plan, and interact effectively.

The Incident Commanders within the Unified Command make joint decisions and speak as one voice. Any differences are worked out within the Unified Command.

Unity of command is maintained. Each responder reports to a single supervisor within his or her area of expertise. Within a Unified Command, the police officer would not tell the firefighters how to do their job.


UNIFIED COMMAND: DEFINITION AND BENEFITS

Visual 6.5

Unified Command Benefits

- A shared understanding of priorities and restrictions.
- A single set of incident objectives.
- Collaborative strategies.
- Improved internal and external information flow.
- Less duplication of efforts.
- Better resource utilization.



**FEMA**

Visual 6.5
Unified Command

Key Points

In a Unified Command, institutions and responding agencies blend into an integrated, unified team. A unified approach results in:

- A shared understanding of priorities and restrictions.
- A single set of incident objectives.
- Collaborative strategies.
- Improved internal and external information flow.
- Less duplication of efforts
- Better resource utilization.

UNIFIED COMMAND: FEATURES

Visual 6.6



Key Points

Review the following features of Unified Command:

- **A Single Integrated Incident Organization:** As a team effort, Unified Command overcomes much of the inefficiency and duplication of effort that can occur when agencies from different functional and geographic jurisdictions, or agencies at different levels of government, operate without a common system or organizational framework.
- **Co-located (Shared) Facilities:** In a Unified Command, incident facilities are co-located or shared. There is one single Incident Command Post.
- **One Set of Incident Objectives, Single Planning Process, and Incident Action Plan:** Unified Command uses one set of incident objectives and a single planning process, and produces one Incident Action Plan (IAP). The planning process for Unified Command is similar to the process used on single-jurisdiction incidents.

(Continued on the next page.)

UNIFIED COMMAND: FEATURES

Visual 6.6 (Continued)

Continue reviewing the following features of Unified Command:

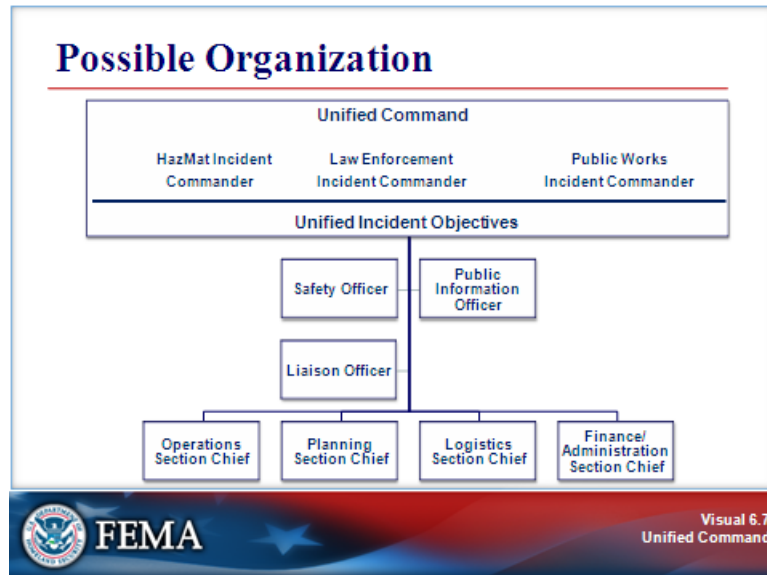
- **Integrated General Staff:** Integrating multijurisdictional and/or multiagency personnel into various other functional areas may be beneficial. For example:
 - In Operations and Planning, Deputy Section Chiefs can be designated from an adjacent jurisdiction.
 - In Logistics, a Deputy Logistics Section Chief from another agency or jurisdiction can help to coordinate incident support.

Incident Commanders within the Unified Command must concur on the selection of the General Staff Section Chiefs. The Operations Section Chief must have full authority to implement the tactics within the Incident Action Plan.

- **Coordinated Process for Resource Ordering:** The Incident Commanders within the Unified Command work together to establish resource ordering procedures that allow for:
 - Deployment of scarce resources to meet high-priority objectives.
 - Potential cost savings through agreements on cost sharing for essential services.

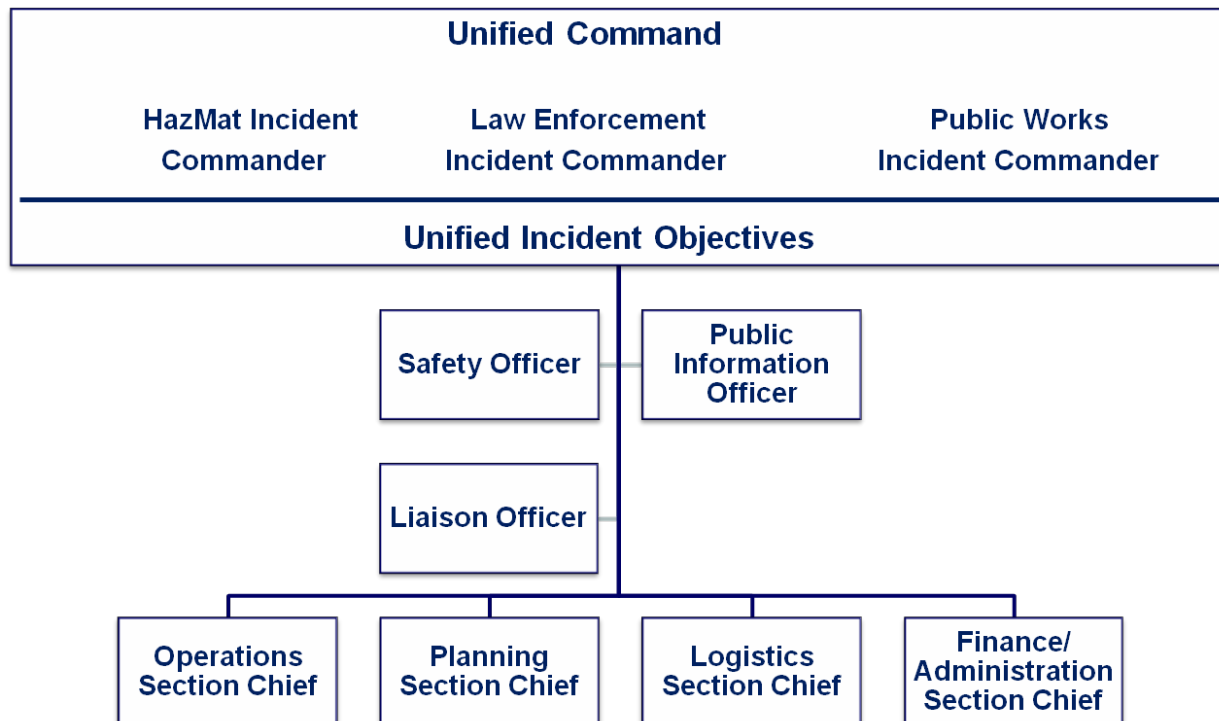
UNIFIED COMMAND: ORGANIZATION

Visual 6.7



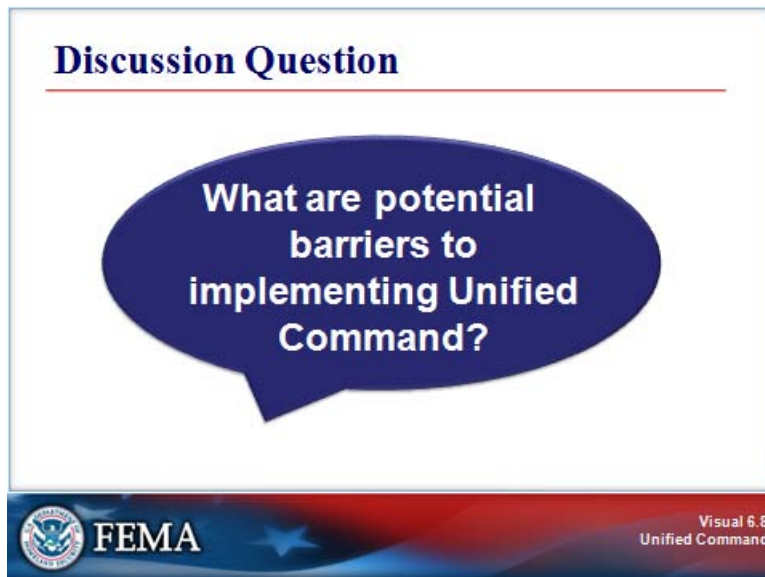
Key Points

Review the possible Unified Command organizational structure for a hazardous materials incident provided on the visual.



UNIFIED COMMAND: ORGANIZATION

Visual 6.8



Key Points

What are some potential barriers to implementing Unified Command?


How can you overcome these barriers?


UNIFIED COMMAND: STRATEGIES

Visual 6.9

Making Unified Command Work

- Include key community response personnel.
- Make sure that first responders know their legal and ethical responsibilities.
- Learn ICS.
- Train and exercise together.



 **FEMA**

Visual 6.9
Unified Command

Key Points

For Unified Command to be used successfully, it is important that institutions and agencies prepare by:

- Including key community response personnel in your institution's planning process.
- Making sure that first responders know what the institution's legal and ethical responsibilities are during an event.
- Learning ICS so that they can blend into the response structure.
- Train and exercise together.

COORDINATION

Visual 6.10



Key Points

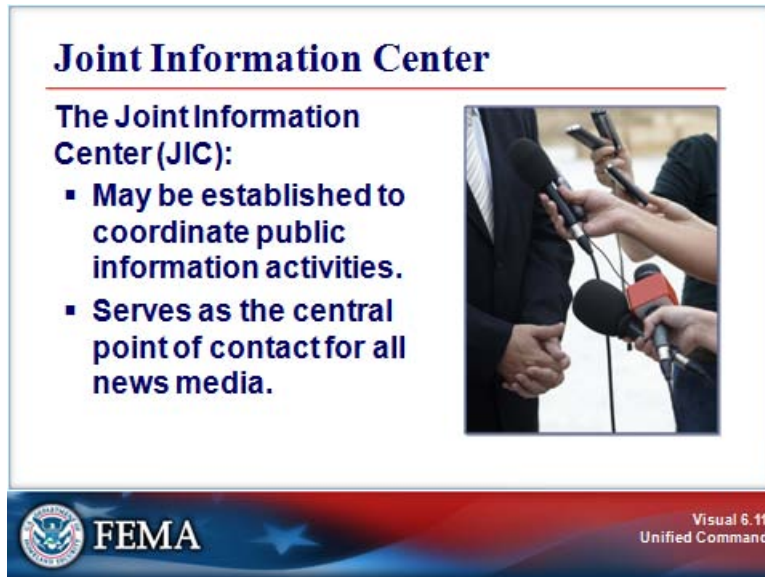
Coordination includes the activities that ensure that the onsite ICS organization receives the information, resources, and support needed to achieve the incident objectives. Coordination takes place in a number of entities and at all levels of government.

Examples of coordination activities include:

- Establishing policy based on interactions with agency executives, other agencies, and stakeholders.
- Collecting, analyzing, and disseminating information to support the establishment of a common operating picture.
- Establishing priorities among incidents.
- Resolving critical resource issues.
- Facilitating logistics support and resource tracking.
- Synchronizing public information messages to ensure everyone is speaking with one voice.

COORDINATION

Visual 6.11



Key Points

As mentioned previously, an Emergency Operations Center (EOC) can serve as a coordination entity. Another coordination entity is the Joint Information Center (JIC). The JIC:

- May be established to coordinate all incident-related public information activities.
- Serves as the central point of contact for all news media. When possible, public information officials from all participating agencies should co-locate at the JIC.

JICs may be established at various levels of government or at incident sites.


ACTIVITY

Visual 6.12

Activity: Unified Command

Instructions: Working as a team . . .

1. Review the scenario and questions presented in the Student Manual.
2. Refer to the quick-reference guides in the Student Manual as needed.
3. Select a spokesperson and be prepared to present your work in 20 minutes.



The bottom of the slide features the FEMA logo on the left, which includes the text 'FEDERAL EMERGENCY MANAGEMENT AGENCY' around a circular seal. To the right of the logo is a stylized American flag graphic with the word 'FEMA' in large white letters. In the bottom right corner, the text 'Visual 6.12 Unified Command' is displayed.

Key Points

Activity Purpose: To reinforce your understanding of the Unified Command structure.

Instructions: Working as a team:

1. Review the scenario and questions presented on the next page.
2. Refer to the quick-reference guides in the Student Manual as needed.
3. Select a spokesperson and be prepared to share your answers in 20 minutes.

ACTIVITY

Visual 6.12 (Continued)

Scenario: A football team is returning home from a State tournament. Their bus is involved in an accident on the bridge that marks the county line.

- Most of the bus is in Franklin County.
- A small part of the bus is in Revere County (their home county).

Which agencies/organizations should be included in the Unified Command structure?

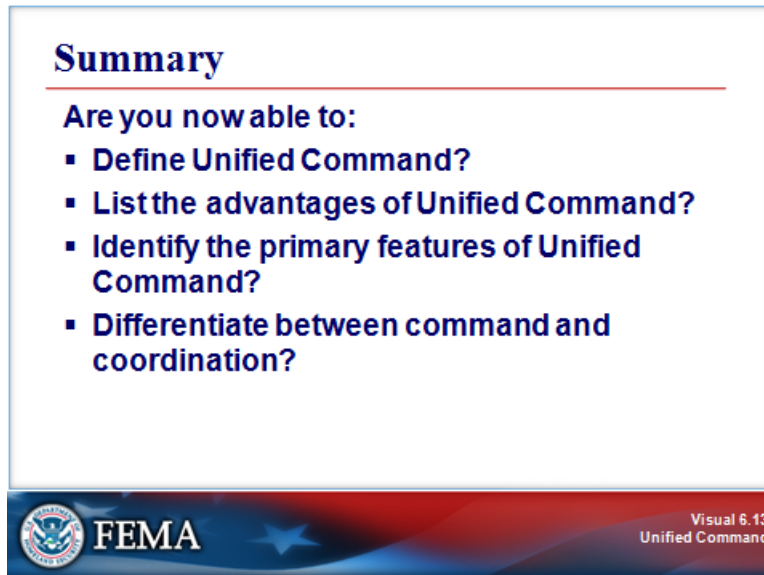
Which ICS positions/Sections will be activated?

How many Operations Section Chiefs will be assigned representing each of the agencies?

What is one example of an incident objective that the Unified Command group might establish?

UNIT SUMMARY

Visual 6.13



Key Points

Are you now able to:

- Define Unified Command?
- List the advantages of Unified Command?
- Identify the primary features of Unified Command?
- Differentiate between command and coordination?

The purpose of this unit was to familiarize you with Unified Command features. Additional ICS training is required to prepare you to implement Unified Command.

Remember that Unified Command:

- Applies ICS in incidents involving multiple jurisdictions or agencies.
- Enables institutions and agencies with different legal, geographic, and functional responsibilities to coordinate, plan, and interact effectively.

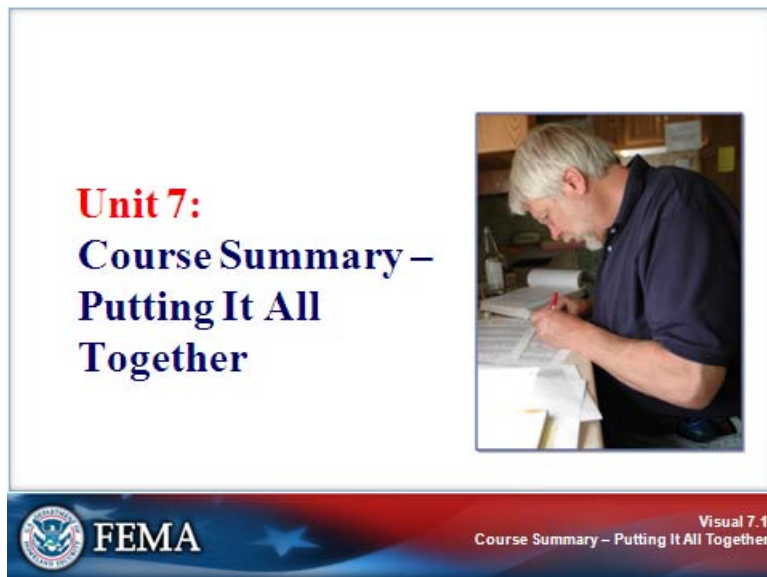
The next unit focuses on putting together the information learned in this course to prepare to implement ICS.

UNIT 7: COURSE SUMMARY – PUTTING IT ALL TOGETHER

This page intentionally left blank

UNIT INTRODUCTION

Visual 7.1



Key Points

You should now be familiar with the core system features of ICS and the ICS organizational roles and responsibilities.

“Putting it all together” means that:

- You are personally ready to follow the ICS principles.
- Your organization is ready to implement ICS.

UNIT INTRODUCTION

Visual 7.2

Unit Objectives

- Describe the steps to take to ensure you are ready to assume ICS responsibilities.
- Assess your organization's readiness for implementing ICS.
- Take the final exam.

Unit List

- ✓ Course Overview
- ✓ ICS Overview
- ✓ ICS Features & Principles
- ✓ Incident Commander & Command Staff Functions
- ✓ General Staff Functions
- ✓ Unified Command
- Course Summary – Putting It All Together

FEMA

Visual 7.2
Course Summary – Putting It All Together

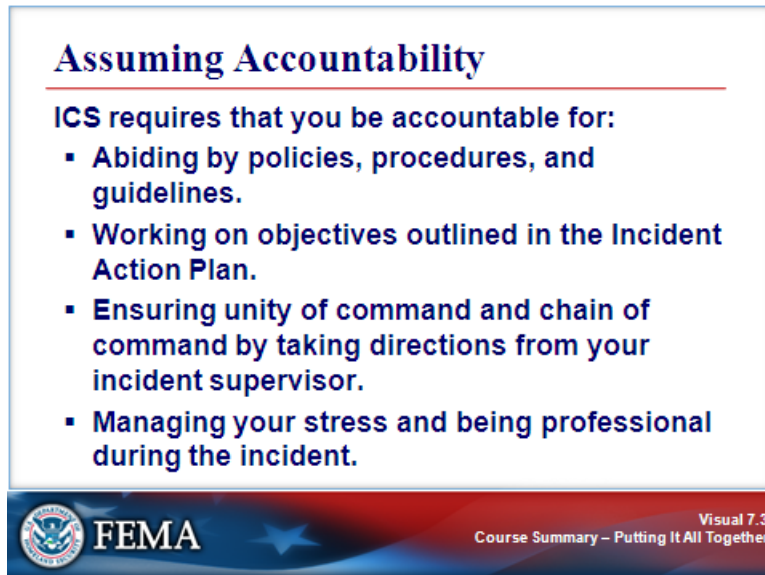
Key Points

By the end of this unit, you should be able to:

- Describe the steps to take to ensure you are ready to assume ICS responsibilities.
- Assess your organization's readiness for implementing ICS.
- Take the final exam.

ASSUMING ACCOUNTABILITY

Visual 7.3



Key Points

ICS requires that you be accountable for:


- Abiding by policies, procedures, and guidelines.
- Working on objectives outlined in the Incident Action Plan.
- Ensuring unity of command and chain of command by taking directions from your incident supervisor.
- Managing your stress and being professional during the incident.

Are you ready to assume accountability?

DISPATCH/DEPLOYMENT AND CHECK-IN


Visual 7.4

Dispatch/Deployment and Check-In



Do you know the procedures for:

- Being dispatched/ deployed to an incident?
- Checking in at the incident scene?

 **FEMA**

Visual 7.4
Course Summary – Putting It All Together

Key Points

When an incident occurs, you must be mobilized or assigned to become part of the incident response. In other words, until you are mobilized to the incident organization, you remain in your everyday role.

After being mobilized, your **first task is to check in and receive an assignment.**

Do you know the procedure for being dispatched/deployed to an incident? Do you know the procedure for check-in?

DISPATCH/DEPLOYMENT AND CHECK-IN

Visual 7.5

Initial Briefing



- Briefings should include:
- Situation assessment.
- Job responsibilities.
- Identification of coworkers.
- Location of work area.
- Identification of break areas.
- Instructions for obtaining resources.
- Operational periods.
- Required safety procedures.



FEMA

Visual 7.5
Course Summary – Putting It All Together

Key Points

After check-in, you will locate your incident supervisor and obtain your initial briefing. The briefings you receive and give should include:

- Current assessment of the situation.
- Identification of your specific job responsibilities.
- Identification of coworkers.
- Location of work area.
- Identification of break areas, as appropriate.
- Procedural instructions for obtaining needed resources.
- Operational periods/work shifts.
- Required safety procedures and personal protective equipment (PPE), as appropriate.


Do you have a checklist to help ensure that you receive all needed information?


RECORDKEEPING

Visual 7.6

Recordkeeping

- Print or type all entries.
- Enter dates by month/day/year format.
- Enter date and time on all forms and records. Use local time.
- Fill in all blanks. Use N/A as appropriate.
- Use military time.



**FEMA**

Visual 7.6
Course Summary – Putting It All Together

Key Points


All incidents require some form of recordkeeping. Requirements vary depending upon the agencies involved and the nature of the incident. Below are general guidelines for incident recordkeeping:

- Print or type all entries.
- Enter dates by month/day/year format.
- Enter date and time on all forms and records. Use local time.
- Fill in all blanks. Use N/A as appropriate.
- Use military 24-hour time.

LENGTHY ASSIGNMENTS


Visual 7.7

Lengthy Assignments



Have you:

- **Assembled a go-kit?**
- **Prepared personal items needed for your estimated length of stay?**
- **Made arrangements to take care of your personal matters?**



FEMA

Visual 7.7
Course Summary – Putting It All Together

Key Points

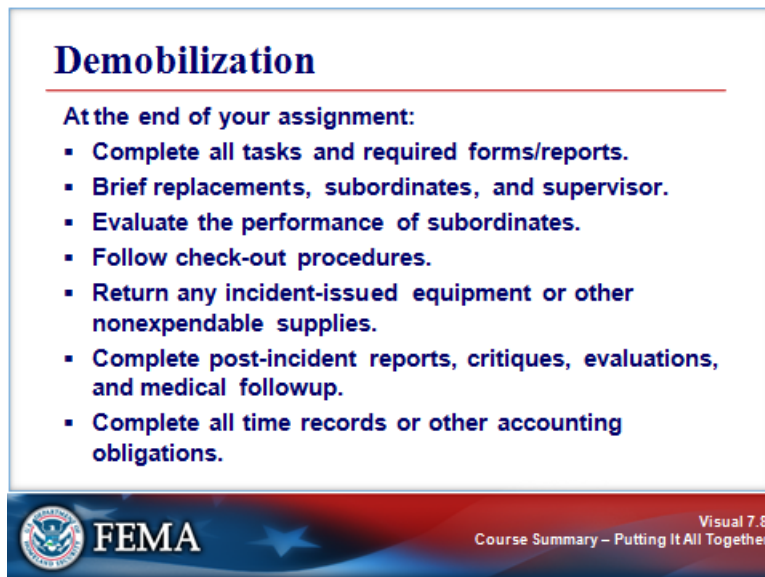
Many incidents last only a short time. However, if you were asked to deploy to support a lengthy assignment away from home, you would need to prepare yourself and your family.

Have you:

- **Assembled a travel or go-kit containing any special technical information (e.g., maps, manuals, contact lists, and reference materials)?**
- **Prepared personal items needed for your estimated length of stay, including medications, cash, credit cards, etc.?**
- **Made arrangements to take care of your personal and home matters?**

DEMOBILIZATION


Visual 7.8



Demobilization

At the end of your assignment:

- Complete all tasks and required forms/reports.
- Brief replacements, subordinates, and supervisor.
- Evaluate the performance of subordinates.
- Follow check-out procedures.
- Return any incident-issued equipment or other nonexpendable supplies.
- Complete post-incident reports, critiques, evaluations, and medical followup.
- Complete all time records or other accounting obligations.

 **FEMA** Visual 7.8
Course Summary – Putting It All Together

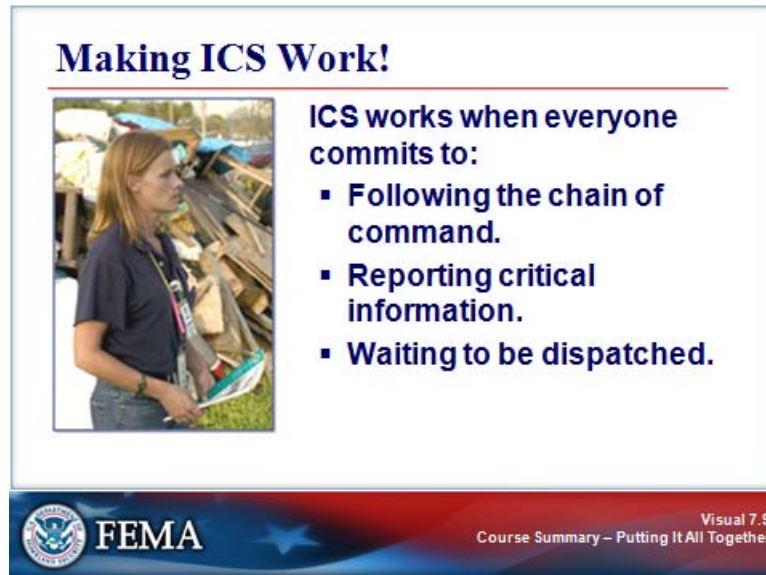
Key Points

Resource demobilization occurs at the end of your assignment or when the incident is resolved. Before leaving an incident assignment, you should:

- Complete all tasks and required forms/reports.
- Brief replacements, subordinates, and supervisor.
- Evaluate the performance of subordinates.
- Follow check-out procedures.
- Return any incident-issued equipment or other nonexpendable supplies.
- Complete post-incident reports, critiques, evaluations, and medical followup.
- Complete all time records or other accounting obligations.

MAKING ICS WORK

Visual 7.9



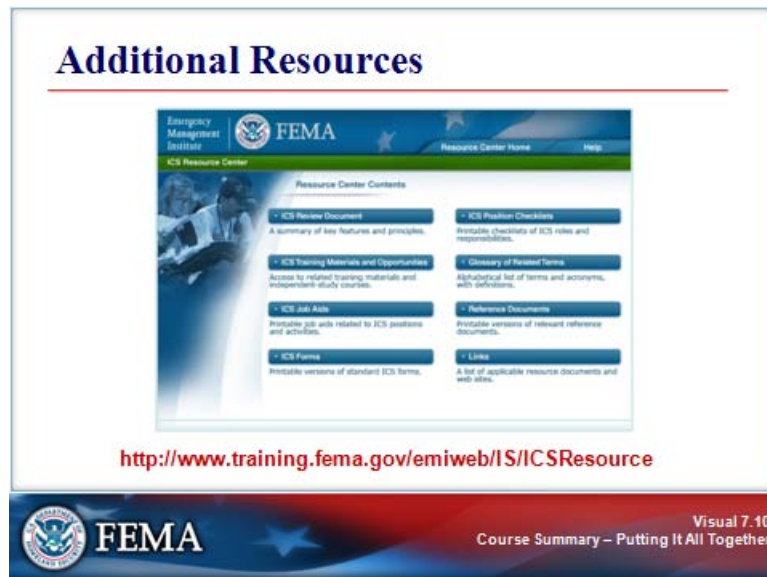
Key Points

Using ICS at incidents succeeds when everyone assumes personal accountability by:

- **Not going around the chain of command.** Only take direction from your immediate ICS supervisor (might not be your day-to-day supervisor). Exchange of information is encouraged; however, all assignments and resource requests must go through your immediate ICS supervisor.
- **Reporting critical information** about safety hazards, status, changing conditions/needs within assigned areas, and resource needs.
- **Not self-dispatching.** Do not start responding unless you are deployed or your actions are critical for life and safety. Make sure to check in when you begin your assignment. If the plan is not working or your assigned activity cannot be completed, tell your supervisor. Do not create your own plan of action.

ADDITIONAL RESOURCES

Visual 7.10



Key Points

Additional resources can be found at the EMI online ICS Resource Center. The Resource Center can be accessed at <http://www.training.fema.gov/emiweb/IS/ICSResource>.

FINAL EXAM


Visual 7.11

Taking the Exam

Instructions:

1. Take a few moments to review your Student Manual and identify any questions.
2. Make sure that you get all of your questions answered prior to beginning the final test.
3. When taking the test . . .
 - Read each item carefully.
 - Circle your answer on the test.
 - Check your work and transfer your answers to the computer-scan (bubble) answer sheet or enter the answers online.

→ You may refer to your Student Manual and the NIMS document when completing this test.

**FEMA**

Visual 7.11
Course Summary – Putting It All Together

Key Points

Instructions:

1. Take a few moments to review your Student Manual and identify any questions.
2. Make sure that you get all of your questions answered prior to beginning the final test.
3. When taking the test...
 - Read each item carefully.
 - Circle your answer on the test.
 - Check your work and transfer your answers to the computer-scan (bubble) answer sheet or take the test online.

You may refer to your Student Manual and the NIMS document when completing this test.

FINAL EXAM

Your Notes:

COURSE EVALUATION

Visual 7.12



Key Points

Completing the course evaluation form is important. Your comments will be used to evaluate the effectiveness of this course and make changes for future versions.

Your Notes: