



Safe Passage

Water Safety Adventure Activity Book



U.S. Army Corps
of Engineers®

Topher's
Compass

Find the four compasses inside this book,
cut them out and paste them here to complete your ...

Wanda's
Compass

Certificate of
Safe Passage

Completed by:

Master Water Riddle Solver

Date

Age/Grade

Scully's
Compass




US Army Corps
of Engineers®

National Water Safety Program
<http://watersafety.usace.army.mil>

Sam's
Compass

THE ADVENTURE BEGINS ... AGAIN!



In an old, marooned boat
you find a strange compass.
The needle spins wildly ... and then —






Hey! There you are!
We've been waiting for you!

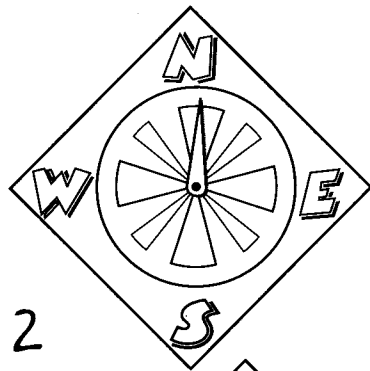
I'm Jason, and this is my sister,
Holly. We're going to help you
get a Safe Passage!

The Magic Compass
zaps you to a cabin
in the woods
where you meet
two new friends.







1




2




3




4




5



6



7



8


Find the Match

Only two
compasses
are identical.
Can you
find them?

Hang on to
that compass,
things move
fast around
here!



The Compass Reveals a Riddle



"Water, water in a brook,
Flows from mountains
to the sea.
Keep your compass
close at hand
And take a safety trip
with me.



Oh, Cool! We're taking the same route Holly and I took to our Safe Passage!

... but if this is the same beach, then where is ...

Dudes!

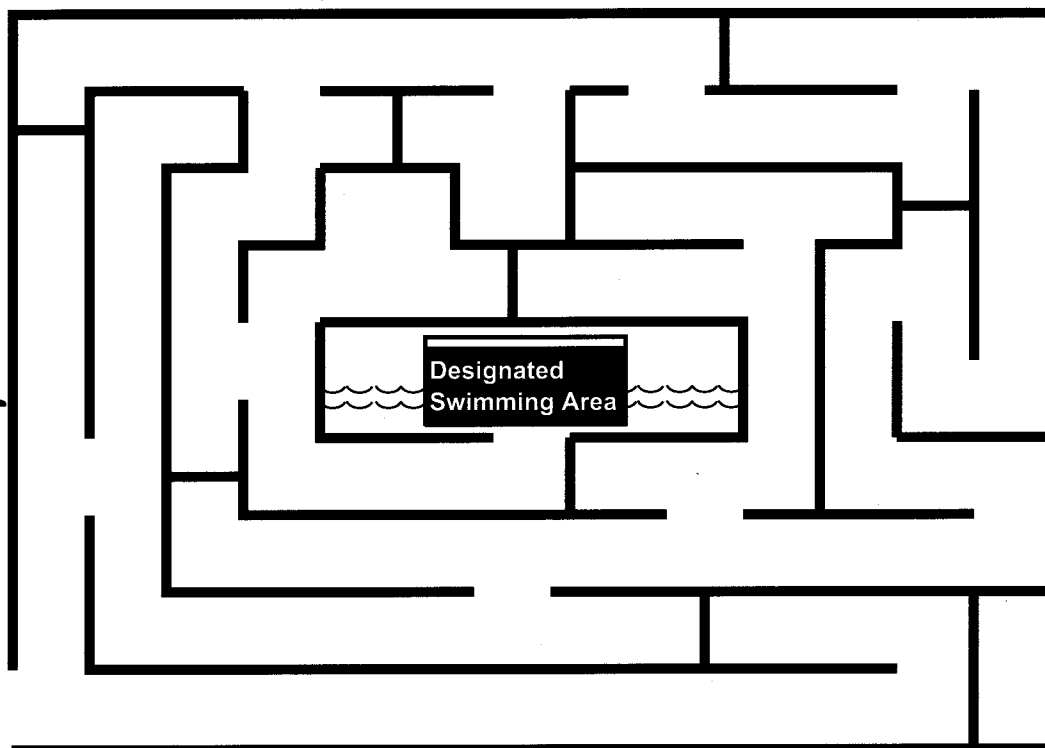
In the wink of an eye the compass zaps you to a beautiful but deserted beach.




Greetings, friend of Jason and Holly,
I am Topher! Do you know
the rules where water meets sand?




Find the way to the safe swimming spot



The Compass Reveals a Riddle



"Water, water in lake
Shallow warm
or deep and cold?
So much fun
a swim to take
And keep the rules
that we've been told."



Color these pictures from Jason and Holly's family album

SWIMMING RULES

- A. Learn to swim.
- B. Always swim with a buddy.
- C. Swim in a designated area.
- D. Make sure an adult watches you.
- E. Wear a life jacket and stay in shallow water if you can't swim.
- F. Never jump or dive into unknown waters.




and pick the water safety rule that goes with the photo.



You two again? Oh, I see!
Hi, I'm Wanda. Let me show
you how water power works.

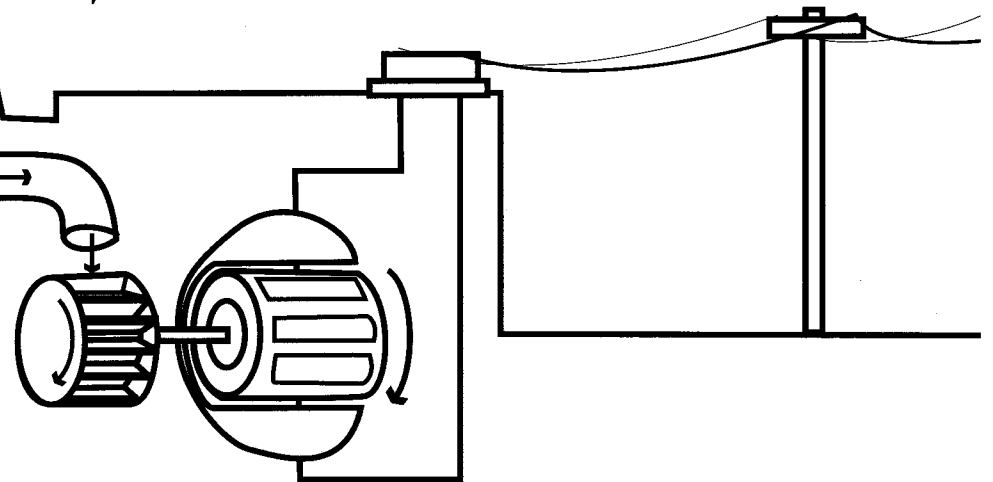


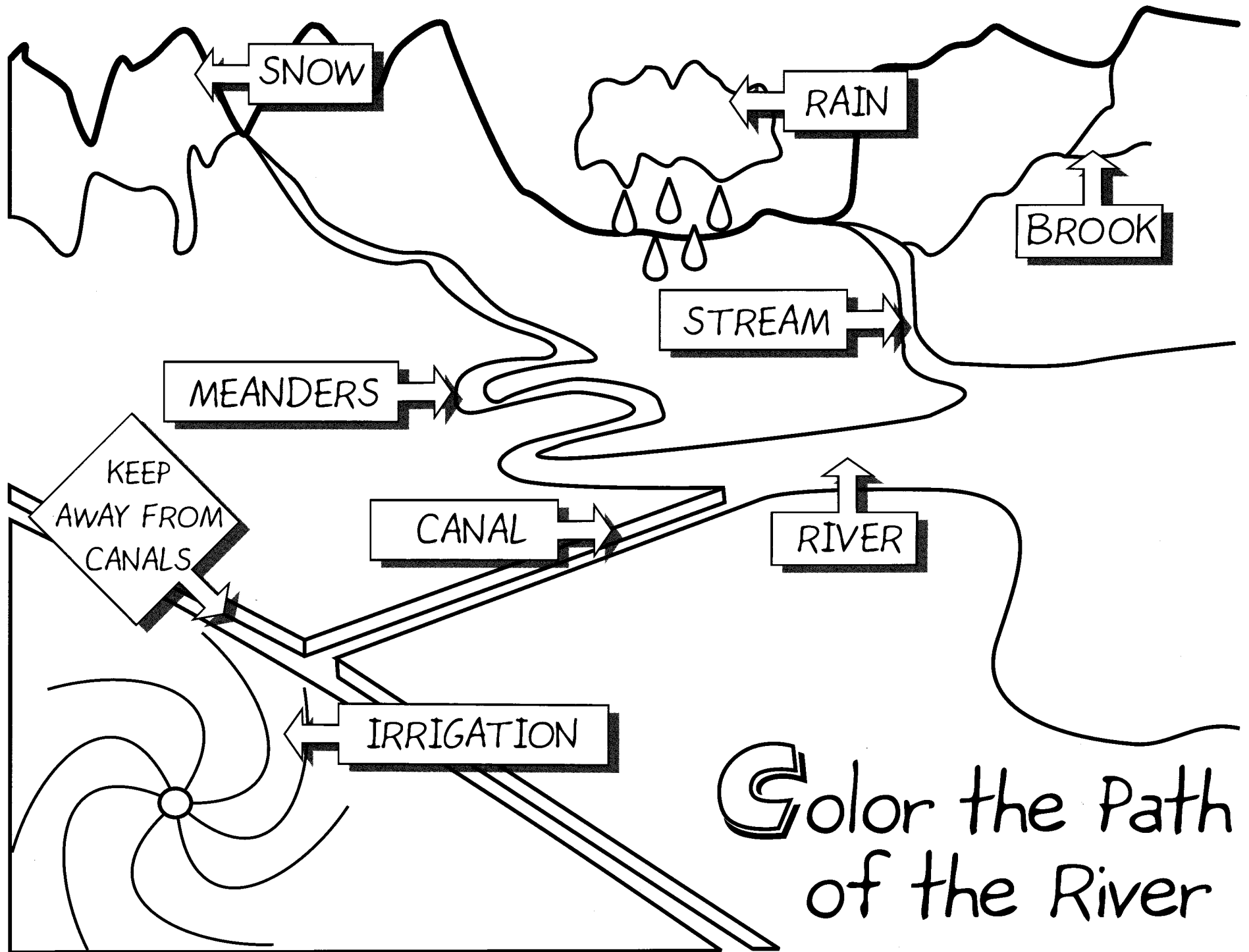
The Compass Reveals a Riddle



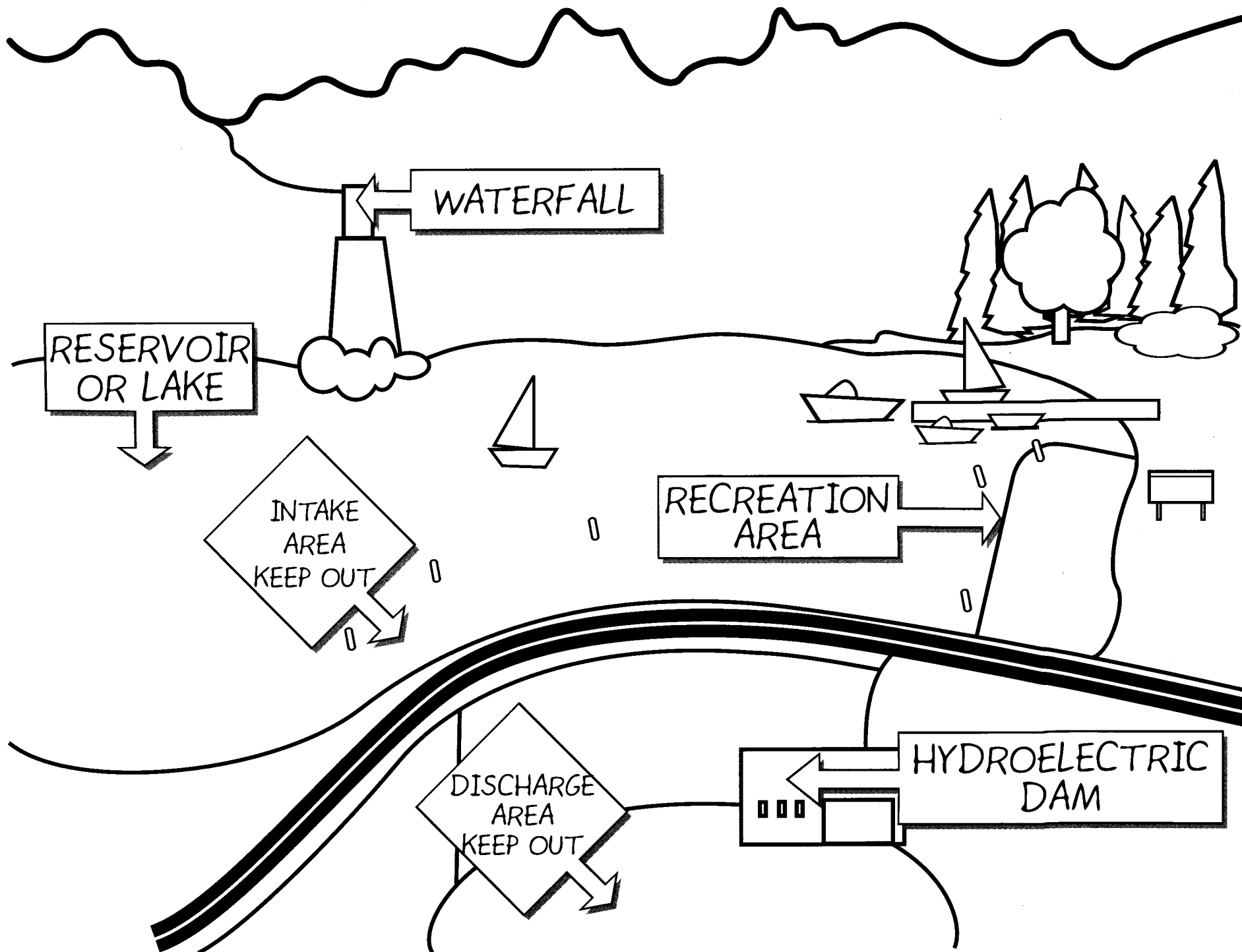
"River water rushes strong
turning turbines
currents can
churn and bubble,
Don't go wrong
Follow the rules
around a dam."

Water from a dam is channeled to flow
over the blades of a shaft, causing the
shaft to turn. The turning motion of the
shaft is then converted into electricity
by the generator.






Color the Path
of the River



I knew you could do it!
Safe Passage!

Don't try to move!
You're buried in sand.
We'll get you out!




Cut out Wanda's Compass and Paste it on Your Certificate!

Ahoy, matey!
My name's Scully.
The more you know
about boats the
safer you will be.



The Compass Reveals a Riddle



"To be safe
while in a boat
A wise sailor never stands.
Pick the best craft
to stay afloat.
Obey the captain's
safety commands.

WORD SEARCH


P	Q	W	E	R	T	Y	I	U	T	I	L	I	T	Y	O	P	A
O	E	S	D	B	U	O	Y	F	G	H	J	K	U	L	Z	X	C
N	Z	R	X	C	V	B	N	M	Q	W	E	R	O	T	Y	U	I
T	O	P	S	A	S	D	L	F	G	H	J	K	B	L	Z	X	C
O	V	B	N	O	M	A	I	N	F	L	A	T	A	B	L	E	X
O	R	T	Y	U	N	I	O	P	A	S	D	F	N	G	I	H	R
N	W	E	R	G	T	A	Y	U	I	O	P	A	U	S	F	D	E
Z	X	C	I	V	B	N	L	M	A	P	O	I	R	U	E	Y	S
T	R	S	E	W	Q	L	K	W	J	H	G	F	D	S	J	A	I
M	G	N	S	A	I	L	B	O	A	T	B	V	F	L	A	G	U
C	N	X	P	Z	L	K	J	H	G	T	F	D	S	A	C	W	R
G	I	F	E	S	K	I	I	N	G	D	E	S	A	O	K	P	C
Z	H	X	E	C	V	C	B	N	M	A	S	R	D	F	E	G	H
J	S	K	D	L	O	A	R	Q	W	E	Y	A	C	H	T	R	T
Y	I	U	B	I	P	N	Q	L	K	J	H	G	F	R	D	S	A
G	F	D	O	S	A	O	P	O	I	U	Y	T	R	E	A	W	Q
H	J	T	A	O	B	E	S	U	O	H	K	L	Z	X	C	F	V
I	U	Y	T	R	E	S	A	I	L	B	O	A	R	D	W	Q	T

Find the boating words hidden in this puzzle.
Look forwards, backwards, up and down.

WORDS

BUOY	LIFEJACKET	SAILBOAT
CANOE	OR	SIGNAL
CRUISER	PERSONAL	SKIING
FISHING	WATERCRAFT	SPEEDBOAT
FLAG	PONTOON	UTILITY
HOUSEBOAT	RUNABOUT	YACHT
INFLATABLE	SAILBOARD	

SHOULD YOU GET




No! You
are not
wearing
your
life jacket!

No! The operator
has been drinking
alcohol. A wise captain
thinks about his
passenger's safety first.

No! There is
dangerous
weather!
Get out of the water
immediately!

INTO THIS BOAT?



No! These
guys are
too young
to operate
a boat!

No! This boat is
already too crowded.
Too many
passengers make
a boat unsafe.

This boat has life jackets
for everyone and a
responsible operator.
Go ahead,
have a great time!

You're right
on course.
Safe Passage!

Personal Watercraft
are fast and fun.
But I bet you're wondering
"How do I stop this crazy thing?"

Let
go of the
throttle

It's the
PWC's
gas pedal

Pull
the cutoff
lanyard

This stops the engine
if you fall off the PWC

Push
the STOP
button


On this PWC,
it's under
your thumb

Here's Scully's Compass!




REACH


Hold on to the dock or your boat and reach your hand, a boat oar, a fishing pole, or whatever is nearby to the person in the water.



THROW

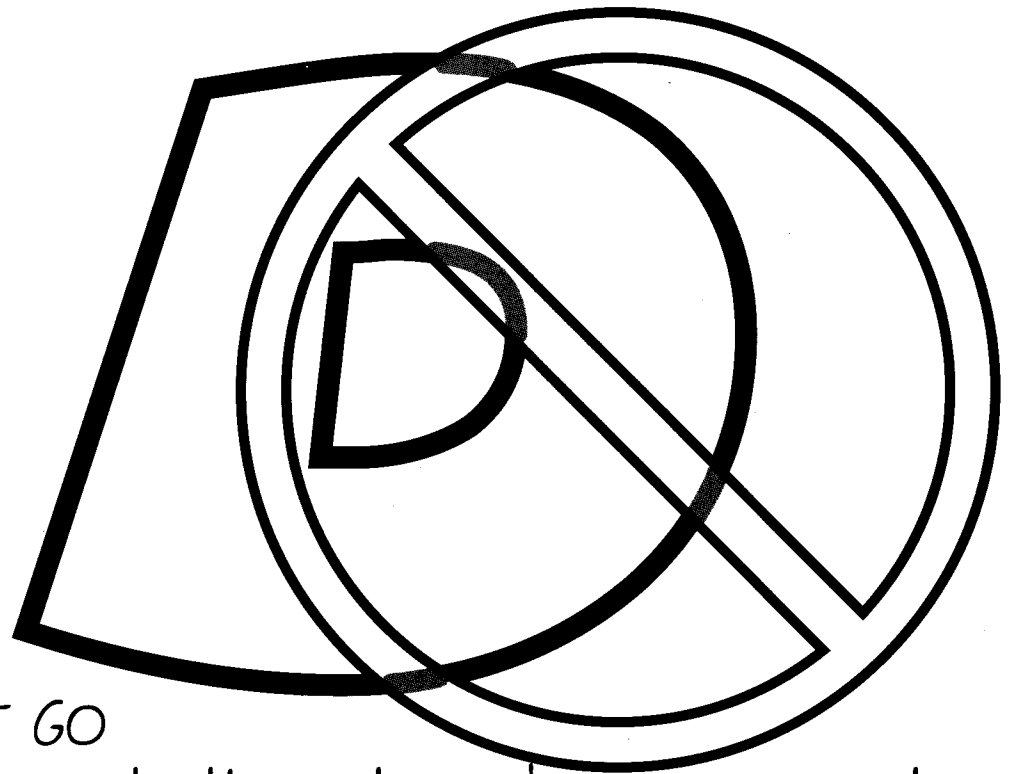
If you can't reach far enough, toss something that floats for the person to grab.





ROW

If you are in a boat, use the oars to move the boat closer to the person in the water or call out to a nearby boat for help. Don't use the boat's motor near a person in the water.




DON'T GO

Don't go into the water unless you are a trained lifeguard. Yell for help. Call 911 for assistance. Learn first aid for drowning and hypothermia.

You don't need
my help anymore!
Safe Passage!

Whoa! We're
back home!

Just in time for the annual
lakeshore cleanup!
We volunteer every year!



Here's Sam's Compass! Now You Have Them All!

We love to go swimming in the summer because the water cools us down. But it's really dangerous to get too cold!

DON'T LET THE COLD GET TO YOU!

Dress in Layers and put on Raingear before you get wet.



If you fall into the water, your PFD will keep you warmer and afloat.




If you start to shiver, get warm, dry, and out of the wind immediately!



H.E.L.P.
Heat
Escape
Lessening
Posture

Anyone exposed to cold water must see a doctor right away!



The Compass Reveals a Riddle



"The beaches may be empty but the beauty is still there. Explore the world of nature and be sure to take care. Learn where danger lies when temperatures go down and you'll enjoy the out-of-doors all the year-around!"

DESIGN YOUR OWN

Type I (Off-Shore Life Jacket)
Best flotation for open, rough
or remote waters. Turns most
unconscious wearers face-up
in the water.



Type II (Near-Shore Buoyant Vest)
Good for calm, inland waters. This vest
will turn most unconscious wearers
face-up in water.


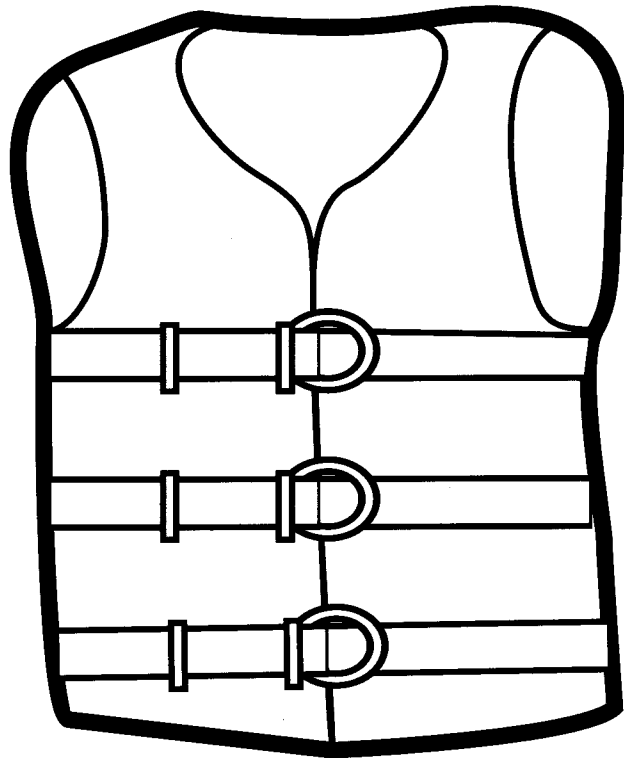
LIFE JACKET (Personal Flotation Device)

Type III (Flotation Aid)

Good flotation for calm, inland waters.

Generally the most comfortable to wear. Gives freedom of movement.

Not for rough water. Wearer may have to tilt head back to avoid face-down position in water.



Type IV (Throwable Device)

Good back-up to wearable life jacket.

Some can be used as seat cushions.

Not for unconscious persons or non-swimmers.



SWIMMING RULES

A. 5 B. 4 C. 2 D. 1 E. 6 F. 3

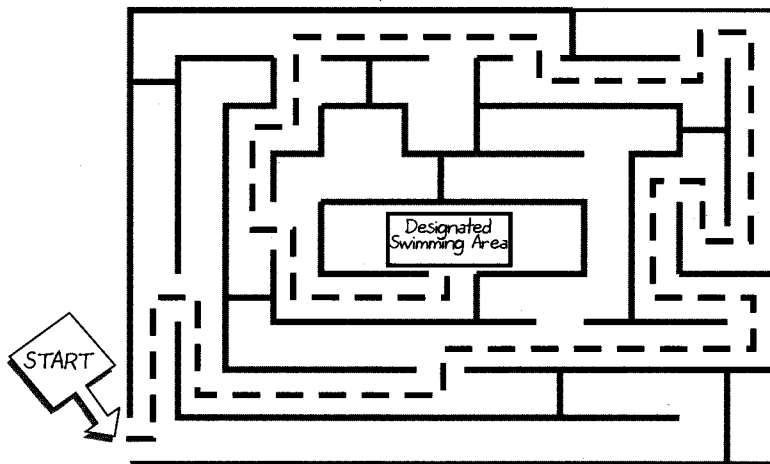
WORD SEARCH

P	Q	W	E	R	T	Y	I	U	T	I	L	I	T	Y	O	P	A
O	E	S	D	B	U	O	Y	F	G	H	J	K	U	L	Z	X	C
N	Z	R	X	C	V	B	N	M	Q	W	E	R	O	T	Y	U	I
T	O	P	S	A	S	D	L	F	G	H	J	K	B	L	Z	X	C
O	V	B	N	O	M	A	I	N	F	L	A	T	A	B	L	E	X
O	R	T	Y	U	N	I	O	P	A	S	D	F	N	G	I	H	R
N	W	E	R	G	T	A	Y	U	I	O	P	A	U	S	F	D	E
Z	X	C	I	V	B	N	L	M	A	P	O	I	R	U	E	Y	S
T	R	S	E	W	Q	L	K	W	J	H	G	F	D	S	J	A	I
M	G	N	S	A	I	L	B	O	A	T	B	V	F	L	A	G	U
C	N	X	P	Z	L	K	J	H	G	T	F	D	S	A	C	W	R
G	I	F	E	S	K	I	I	N	G	D	E	S	A	O	K	P	C
Z	H	X	E	C	V	C	B	N	M	A	S	R	D	F	E	G	H
J	S	K	D	L	O	A	R	Q	W	E	Y	A	C	H	T	R	T
Y	I	U	B	I	P	N	Q	L	K	J	H	G	F	R	D	S	A
G	F	D	O	S	A	O	P	O	I	U	Y	T	R	E	A	W	Q
H	J	T	A	O	B	E	S	U	O	H	K	L	Z	X	C	F	V
I	U	Y	T	R	E	S	A	I	L	B	O	A	R	D	W	Q	T


Find the Match

Numbers 2 and 8

Find the way to the safe swimming spot:



WHICH ONES FLOAT?



Color, cut out and use these Safe Passage Bookmarks





SAM SAYS

"IT'S A GOOD THING YOU WERE WEARING YOUR PFD!"

Follow the message:

MAYN
 Y E
 s t a r t
 O E
 U D T O
 ▼ NEHW R
 Y W E
 O N S
 U K C
 NEVER U
 E
 ENOEMOS

You never know when you may need to rescue someone.



SCULLY SAYS

"REMEMBER THE RIDDLE!"

Fill in the missing vowels:

B _ _ TS
 _ R _
 N _ T
 T _ YS!

A E I O U

Boats are not toys!



WANDA SAYS

"YOU HAVE TO WORK TOGETHER."

Read Wanda's message backwards:

GNILRIWS
 RETAW
 NAC
 KCUS
 EHT
 EFIL
 TUO
 FO
 UOY!

Swirling water can suck the life out of you!



TOPHER SAYS

"SAFE PASSAGE, LITTLE DUDES!"

Make an Acrostic from Topher's name

T _____
 O _____
 P _____
 H _____
 E _____
 R _____



TOPHER'S RULES

FOR SAFE SWIMMING

Learn to swim.

Always swim with a buddy.

Swim in a designated area and make sure an adult watches you.

Wear a life jacket if you can't swim or if you are just learning to swim.

An inflatable air mattress or swim ring does not take the place of a life jacket.

Don't swim in cold water. Swimmers can get hypothermia (dangerously low body temperature) in cold water.

Never dive or jump into unknown waters.

No drugs or alcohol.

Obey all "No Swimming" and other warning signs.

Never swim in a canal.



WANDA'S RULES

AROUND DAMS, RIVERS & CANALS

Never boat just above or just below a dam. Do not go past buoys, signs, ropes or lights that warn of a dam. Don't boat or paddle near a low level dam.

Stay away from canals -- currents and undertows hide beneath the surface.

Remember that rivers can have strong currents and hidden dangers beneath the surface.

Some rivers have waterfalls: the water drops hundreds of feet.

Watch out for rapids or whitewater.

Watch out for fallen trees and broken limbs in a river.

Remember that cold water can cause hypothermia.



SCULLY'S TIPS

FOR BOATING SAFETY

Know your boat -- each boat has its own purpose. Make sure you use your boat correctly.

Always wear a life jacket while riding on a boat.

Make sure an adult is operating the boat.

Don't go on the boat if the operator has been drinking alcohol.

Ride a Personal Watercraft only with an experienced adult driver.

Don't stand while a small boat is moving.

Don't sit on the gunwale or bow of a moving boat.

Know your state's laws governing boating and fishing.



SAM'S GUIDELINES

FOR WATER RESCUE

Remember the four steps to water rescue:

Reach, Throw, Row, Don't Go

Reach: Hold on to the dock or your boat and reach your hand, a boat oar, a fishing pole, or whatever you have nearby to the person in the water.

Throw: If you can't reach far enough, toss things that will float for the person to grab.

Row: If you're in a boat, use the oars to move the boat closer to the person in the water or call out to a nearby boat for help. Don't use the boat's motor close to a person in the water, they could be injured by the propeller.

Don't Go: Don't go into the water unless you are trained the way life guards are trained to rescue frightened or injured people. Yell for help.

If you call 911, stay calm and give your exact location. WS-00-05