ARMY RESEARCH LABORATORY



Thermodynamics of Brittle Fracture

by Michael A. Grinfeld and Tim W. Wright

ARL-TR-3659 **September 2005**

Approved for public release; distribution is unlimited.

AUTHENTICATED
U.S. GOVERNMENT
INFORMATION
GPO

NOTICES

Disclaimers

The findings in this report are not to be construed as an official Department of the Army position unless so designated by other authorized documents.

Citation of manufacturer's or trade names does not constitute an official endorsement or approval of the use thereof.

Destroy this report when it is no longer needed. Do not return it to the originator.

Army Research Laboratory
Aberdeen Proving Ground, MD 21005-5066

ARL-TR-3659 **September 2005**

Thermodynamics of Brittle Fracture

Michael A. Grinfeld and Tim W. Wright
Weapons and Materials Research Directorate, ARL

Approved for public release; distribution is unlimited.

REPORT DOCUMENTATION PAGE	Form Approved OMB No. 0704-0188

Public reporting burden for this collection of information is estimated to average 1 hour per response, including the time for reviewing instructions, searching existing data sources, gathering and maintaining the data needed, and completing and reviewing the collection information. Send comments regarding this burden estimate or any other aspect of this collection of information, including suggestions for reducing the burden, to Department of Defense, Washington Headquarters Services, Directorate for Information Operations and Reports (0704-0188), 1215 Jefferson Davis Highway, Suite 1204, Arlington, VA 22202-4302. Respondents should be aware that notwithstanding any other provision of law, no person shall be subject to any penalty for failing to comply with a collection of information if it does not display a currently valid OMB control number.
PLEASE DO NOT RETURN YOUR FORM TO THE ABOVE ADDRESS.

1. REPORT DATE *(DD-MM-YYYY)*	2. REPORT TYPE	3. DATES COVERED (From - To)
September 2005	Final	1 October 2004–30 August 2005

4. TITLE AND SUBTITLE	5a. CONTRACT NUMBER
Thermodynamics of Brittle Fracture	5b. GRANT NUMBER
	5c. PROGRAM ELEMENT NUMBER

6. AUTHOR(S)	5d. PROJECT NUMBER
Michael A. Grinfeld and Tim W. Wright	AH84
	5e. TASK NUMBER
	5f. WORK UNIT NUMBER

7. PERFORMING ORGANIZATION NAME(S) AND ADDRESS(ES)	8. PERFORMING ORGANIZATION REPORT NUMBER
U.S. Army Research Laboratory ATTN: AMSRD-ARL-WM-TD Aberdeen Proving Ground, MD 21005-5066	ARL-TR-3659

9. SPONSORING/MONITORING AGENCY NAME(S) AND ADDRESS(ES)	10. SPONSOR/MONITOR'S ACRONYM(S)
	11. SPONSOR/MONITOR'S REPORT NUMBER(S)

12. DISTRIBUTION/AVAILABILITY STATEMENT

Approved for public release; distribution is unlimited.

13. SUPPLEMENTARY NOTES

14. ABSTRACT

This report outlines the results of the effort to suggest a theoretical method of describing brittle ceramic armor. We analyze thermodynamics and kinetics of brittle fracture by combining the Gibbs approach to the study of heterogeneous thermodynamic systems, the Griffith energetic criterion for crack growth, and the Onsager irreversible thermodynamics. The central object of the study is the exchange between accumulated elastic energy and "chemical" energy accumulated in cohesive bonds of material particles. One of the main thrusts of the research is development of a continuum model describing dwell-defeat transition for a metallic projectile hitting ceramic armor. As compared with known theories of fracture, we describe the morphology of the damaged zone. This makes our approach somewhat similar to the Gibbs theory of heterogeneous systems.

15. SUBJECT TERMS

ceramic armor, brittle fracture, failure waves, morphological instability

16. SECURITY CLASSIFICATION OF:			17. LIMITATION OF ABSTRACT	18. NUMBER OF PAGES	19a. NAME OF RESPONSIBLE PERSON
a. REPORT	b. ABSTRACT	c. THIS PAGE			Michael A. Grinfeld
UNCLASSIFIED	UNCLASSIFIED	UNCLASSIFIED	UL	16	19b. TELEPHONE NUMBER (*Include area code*) 410-306-0793

Standard Form 298 (Rev. 8/98)
Prescribed by ANSI Std. Z39.18

Contents

List of Figures **iv**

1. Introduction **1**

2. The Substance Model **2**

3. Continuum Model of Fracture **4**

4. Summary and Conclusions **6**

5. References **7**

Distribution List **8**

List of Figures

Figure 1. Damaged observation from recovered ceramics. 2
Figure 2. The geometry of the system. 2
Figure 3. The specific energy density of the intact (e_+) and damaged (e_-) modifications.....3
Figure 4. Development of damage in a circular elastic plate with a cavity. 5

1. Introduction

Brittle materials (i.e., ceramics) are being considered for an increasing number of applications ranging from armor elements to gun tube inserts to engine components, where they must withstand intense dynamic loads. The damage and massive failure processes that can occur in these conditions are not well understood. Because ceramics typically have lower symmetry than most metals, the basic crystal components are not only highly anisotropic but also have only limited slip systems for plastic deformation in polycrystalline configurations. Therefore, they must rely on other mechanisms such as twinning, microcracking, and void formation, as well as limited plasticity, to achieve required deformation. Adjacent grains of differing orientation will find it hard to maintain coherent boundaries; large stress concentrations within grains may build up; and large oscillations in stress and strain may occur from grain to grain. Homogenization theories can predict average material properties. However, in the circumstances just described, knowledge of the oscillations is also necessary. It is the purpose of this effort to develop techniques that will give an account of the oscillations, as well as the averages, and to apply the resulting theory to several important topics such as damage, incipient microcracking, and fracture waves.

During several of the last decades, ceramic-based armor technologies and corresponding experiments and theories have shown a remarkable progress. One of the brightest achievements of the last decade is the discovery of the phenomena of dwell-penetration transition and of a defeat of a projectile targeting ceramic armor (*1–3*). The phenomenon of a projectile defeat is accompanied by the appearance of an intensively fractured zone (IFZ) within the bulk of a ceramic target. The shape of this zone resembles a tri-axial ellipsoid (see figure 1, where the IFZ zone is shown in white). In their recent publication, LaSalvia and Normandia (*4*) interpreted it on the basis of the famous Bussinesq solution of classical theory of elasticity. Similar observations of IFZ are known in ceramic indentation experiments (*5*) and in the seismology of earthquake epicenters (*6*).

When dealing with IFZ, it is often desirable to extend the information about the overall modulae with the information about the shape and morphology of the IFZ. Such information can be obtained by using additional, specific criteria or more general principles of mechanics or thermodynamics. In this report, following the minimum energy approaches of Gibbs (*7–8*) and Griffith (*9*), we propose one such thermodynamic approach, which allows one to determine the shape of the IFZ simultaneously with the distributions of stresses and strains within the systems of interest. The general methods and results of the suggested approach are illustrated by considering an instructive problem of nucleation of a damaged zone in an isotropic solid space under sufficiently high uniform stresses at infinity.



Source: Picture courtesy of J. LaSalvia and M. Normandia (*4*).

Figure 1. Damaged observation from recovered ceramics.

2. The Substance Model

Consider a macroscopically heterogeneous configuration possessing two macrodomains, ω_+ and ω_-, occupied by the consolidated and damaged modifications, respectively. Let γ be the interface separating the two domains and S the external boundary of the system (see figure 2).

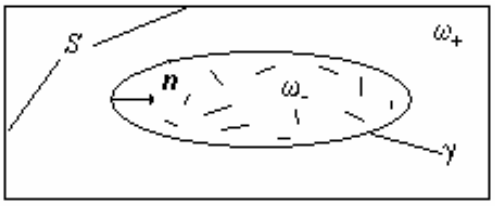

Figure 2. The geometry of the system.

The consolidated (intact) modification is characterized by the elastic energy density per unit volume

$$e_+(u_{i|j}) = \frac{1}{2} c_+^{ijkl} u_{i|j} u_{k|l}, \tag{1}$$

where $u_i(x)$ is the displacement at the point x^i ($u_{i|j} = \partial u_i / \partial x^j$) and c_+^{ijkl} is the elasticity tensor of the consolidated modification. The absence of the free-constant and linear terms in the Taylor expansion of $e(u_{i|j})$ indicates that the configuration with $u_i = 0$ is stress free, and it is chosen as

the base for the calculation of the elastic energy of the substance. For the damaged modification of our system we can use an "effective" elastic energy density as follows:

$$e_{-}(u_{i|j}) = e^{\circ} + \frac{1}{2} c_{-}^{ijkl} u_{i|j} u_{k|l}. \tag{2}$$

The damaged modification is elastically weaker than the intact one, i.e., its elasticities in some sense are smaller than the elasticities of the intact modification. Besides, there is a nonzero constant e° in the elastic energy density of the damage modification—this constant reflects the work required to produce defects in the intact modification. Schematically, the two energies are shown in figure 3.

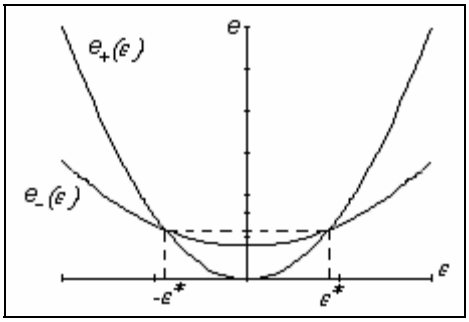

Figure 3. The specific energy density of the intact (e_{+}) and damaged (e_{-}) modifications.

The parabola of the consolidated substance passes through the origin and has the fastest growth with ε. It is clear that for $|\varepsilon| < |\varepsilon^{*}|$, the elastic energy density of the consolidated phase is less than in the damaged phase (for $|\varepsilon| > |\varepsilon^{*}|$, the elastic energy density of consolidated phase is greater than in the damaged phase). The trade-off between the opposite effects of the damage on "free-stress" energy e_{-} and on the elasticity tensor c_{-}^{ijkl} at various deformations is the central conflict under study with the help of our suggested model.

The simplest model of the previously mentioned type is the model of an isotropic two-state elastic substance. For this model, the energy densities for two modifications are given by the following formula:

$$e_{\pm}(u_{i|j}) = \kappa_{\pm} + \mu_{\pm}\left(\frac{v_{\pm}}{1-2v_{\pm}} u^{i}_{|i} u^{j}_{|j} + u_{(i|j)} u^{ij}_{|\cdot}\right), \tag{3}$$

where $\mu_{\pm}$ are the shear Lame modules and $v_{\pm}$ are the Poisson's ratios ($\kappa_{+} = 0$).

3. Continuum Model of Fracture

Per classification of Grinfeld and Wright (*10, 11*), the model just considered is a certain two-state discrete fracture model. A continuum fracture model should include a damage parameter κ that can assume a continuum range of values. Corresponding elastic energy e function is becoming a function of the elastic gradients $u_{i|j}$ and of the damage parameter κ: $e = e(u_{i|j}, \kappa)$.

For such a model, the associated equilibrium master system includes the following two bulk equations:

$$\frac{\partial}{\partial x^j}\frac{\partial e(u_{ni|n}, \kappa)}{\partial u_{i|j}} = 0, \tag{4}$$

and

$$\frac{\partial e(u_{i|j}, \kappa)}{\partial \kappa} = 0. \tag{5}$$

The associated system of quasistatic evolution reads as follows:

$$\frac{\partial}{\partial x^j}\frac{\partial e(u_{ni|n}, \kappa)}{\partial u_{i|j}} = 0, \tag{6}$$

and

$$\frac{\partial \kappa}{\partial t} = -K\frac{\partial e(u_{i|j}, \kappa)}{\partial \kappa}, \tag{7}$$

where K is a certain positive kinetic constant or function.

The associated dynamic system reads as follows:

$$\rho\frac{\partial^2 u^i}{\partial t^2} = \frac{\partial}{\partial x^j}\frac{\partial e(u_{ni|n}, \kappa)}{\partial u_{i|j}}, \tag{8}$$

and

$$\frac{\partial \kappa}{\partial t} = -K\frac{\partial e(u_{i|j}, \kappa)}{\partial \kappa}. \tag{9}$$

The important issue here is the choice of an appropriate energy function $e = e(u_{i|j}, \kappa)$ and the kinetics function K. The proper choice is a hard problem of physics of ceramic materials. Some insight can be acquired by using approaches accepted in phenomenological damage theory (*12*)

and the theories of proliferation of vacancies in ceramics sintering (*13*). Needless to say, cracking is not a proliferation of vacancies because of various reasons, but this might be a good first step.

The quasistatic system presented in equations 6 and 7 was used to numerically explore the behavior of a circular plate with a thin elliptic cavity under action of external pressure (figure 4). The kinetics function K was assumed a certain positive constant. For the energy density, we have chosen the following Kachanov-Lifshitz function:

$$e(u_{i|j},\kappa) = \mu\varphi(\kappa)\left(\frac{\nu}{1-2\nu}u^{i}_{.|t}u^{j}_{.|j} + u_{(i|j)}u^{ij}_{.|.}\right) + \frac{\xi}{2}\left(\kappa-\kappa^{\circ}\right)^{2}, \tag{10}$$

with the damage function $\phi(\kappa)$ (*10, 11*) as follows:

$$\phi(\kappa) = 1-\left(1-c_{\min}\right)\frac{\kappa}{\kappa^{*}}, \tag{11}$$

$$0 \le \kappa \le \kappa^{*}, \tag{12}$$

and

$$0 < c_{\min} \le 1. \tag{13}$$

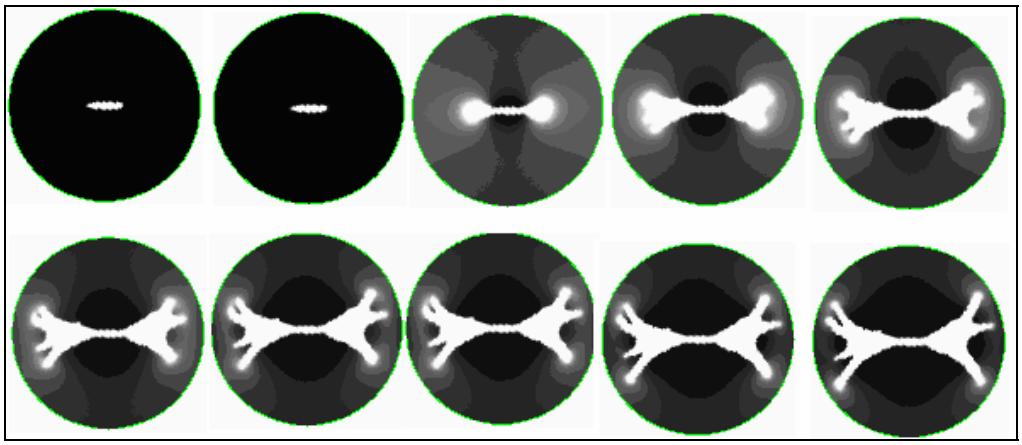

Figure 4. Development of damage in a circular elastic plate with a cavity.

Thus, the suggested model depends on six constants—μ, ν, ξ, κ°, κ^{*}, and $c_{\min}$. The first two of them are just the shear modulus and Poisson's ratio of the intact substance; the physical meaning of the remaining four constants are explained elsewhere. For a certain choice of the constants, the evolution of the relative damage parameter κ/κ^{*} is shown in figure 4. The depth of gray reflects the magnitude of the relative damage parameter, white corresponds to a fully damaged material, and black to a fully undamaged. Not surprisingly, the largest damage occurs at the tips of the cavity.

4. Summary and Conclusions

- The proposed theoretical approach to brittle fracture allows the determination of the morphology of damaged zones together with the traditional fields like deformation and stress.
- Similar to the Griffith model, the proposed approach is based on the trade-off between the elastic energy and the energy of chemical bonds.
- In the proposed approach, the damaged and intact substances are treated as different phases of the same substance, and “phase transformation” damage-recovery is taken into account.
- The equilibrium system includes coupled equations for the unknown displacement field, damage parameter, and morphology.
- Because of its deep nonlinearity, even for small deformations, the equilibrium system may have multiple solutions.
- The equilibrium system does not allow static solution for some boundary loads; hence, the system should be extended by the inclusion of inertia and dissipation mechanisms.

5. References

1. Hauver, G. E.; Netherwood, P. H.; Benck, R. F.; Kecskes, L. J. Ballistic Performance of Ceramic Targets. *Army Symposium on Solid Mechanics*, Plymouth, MA, 17–19 August 1993.

2. Hauver, G. E.; Netherwood, P. H.; Benck, R. F.; Kecskes, L. J. Enhanced Ballistic Performance of Ceramic Targets. *Proceedings of the 19th Army Science Conference*, Orlando, FL, 20–24 June 1994.

3. Bourne, N.; Millett, J.; Pickup, I. Delayed Failure in Shocked Silicon Carbide. *J. Appl. Phys.* **1997**, *81*, 6019–23.

4. LaSalvia, J. C.; Normandia, M. J. An Analytical Prediction for the Effect of Ceramic Thickness and Mechanical Properties on the Dwell/Penetration Transition Velocity. *20th International Symposium on Ballistics*, Orlando, FL, 2002.

5. Lawn, B. R. Indentation of Ceramics with Spheres: a Century After Hertz. *J. Am. Ceram. Soc*. **1998**, *81*, 1977–1994.

6. Kostrov, B. V.; Das, S. *Principles of Earthquake Source Mechanics*. Cambridge University Press: New York, 1988.

7. Gibbs, J. W. On the Equilibrium of Heterogeneous Substances. *Trans. Connect. Acad. Sci.* **1876**, *3*, 108–248.

8. Gibbs, J. W. On the Equilibrium of Heterogeneous Substances. *Trans. Connect. Acad. Sci.* **1878**, *3*, 343–524.

9. Griffith, A. A. The Phenomenon of Rupture and Flow in Solids. *Phil. Trans. Roy. Soc. Lond*, *Ser. A*. **1921**, *221*, 163–198.

10. Grinfeld, M. A.; Wright, T. W. Thermodynamics of Solids: Recent Progress with Applications to Brittle Fracture and Nanotechnology. *23rd U.S. Army Science Conference*, Orlando, FL, 2002.

11. Grinfeld, M. A.; Wright, T. W. Morphology of Fractured Domains in Brittle Fracture. *Metallurgical and Materials Transactions A* **2004**, *35A*, 2651–2661.

12. Kachanov, L. M. *Introduction to Continuum Damage Mechanics*; Dordrecht-Boston-Lancaster, Martinus-Nijhoff Publishers, 1986.

13. Lifshits, I. M. Towards Theory of Diffusion-Viscous Flow of Polycrystalline Media. *ZhETP* **1963**, *44*, 1349–1367.

NO. OF
COPIES ORGANIZATION

1 (PDF ONLY) DEFENSE TECHNICAL INFORMATION CTR
DTIC OCA
8725 JOHN J KINGMAN RD
STE 0944
FORT BELVOIR VA 22060-6218

1 US ARMY RSRCH DEV & ENGRG CMD
SYSTEMS OF SYSTEMS INTEGRATION
AMSRD SS T
6000 6TH ST STE 100
FORT BELVOIR VA 22060-5608

1 INST FOR ADVNCD TCHNLGY
THE UNIV OF TEXAS
AT AUSTIN
3925 W BRAKER LN
AUSTIN TX 78759-5316

1 DIRECTOR
US ARMY RESEARCH LAB
IMNE ALC IMS
2800 POWDER MILL RD
ADELPHI MD 20783-1197

3 DIRECTOR
US ARMY RESEARCH LAB
AMSRD ARL CI OK TL
2800 POWDER MILL RD
ADELPHI MD 20783-1197

3 DIRECTOR
US ARMY RESEARCH LAB
AMSRD ARL CS IS T
2800 POWDER MILL RD
ADELPHI MD 20783-1197

ABERDEEN PROVING GROUND

1 DIR USARL
AMSRD ARL CI OK TP (BLDG 4600)

NO. OF
COPIES ORGANIZATION

1 DIRECTOR
US ARMY RESEARCH LAB
AMSRD ARL RO EN
A RAJENDRAN
RESEARCH TRIANGLE PARK ARO
DURHAM NC 27703

13 JOHNS HOPKINS UNIVERSITY
DEPT OF MECHL ENGRG
F ZHOU
K VOLOKH
T HUFNAGEL
Z HAITAO
E MA
J-F MOLINARI
K J HEMKER
K T RAMESH
Q WEI
B PALIWAL
G WENG
S C DANFORTH
W TIM
LATROBE 122
3400 N CHARLES ST
BALTIMORE MD 21218

ABERDEEN PROVING GROUND

51 DIR USARL
AMSRD ARL CI HC
D GROVE
AMSRD ARL WM
M GREENFIELD
T WRIGHT
AMSRD ARL WM M
J BEATTY
J MCCAULEY
AMSRD ARL WM MB
K CHO
R DOWDING
L KECSKES
M STAKER
J SWAB
R WOODMAN
AMSRD ARL WM MC
R ADLER
J LASALVIA
AMSRD ARL WM MD
J ADAMS
J CAMPBELL
B CHEESEMAN
E CHIN
K DOHERTY
C FOUNTZOULAS

NO. OF
COPIES ORGANIZATION

G GAZONAS
S GHIORSE
G GILDE
P HUANG
P PATEL
W ROY
T SANO
C YEN
AMSRD ARL WM TA
M BURKINS
W GOOCH
V HERNANDEZ
C HOPPEL
E HORWATH
D KLEPONIS
C KRAUTHAUSER
B LEAVY
D MACKENZIE
AMSRD ARL WM TC
R COATES
M FERMEN COKER
L MAGNESS
B SCHUSTER
C WILLIAMS
AMSRD ARL WM TD
D CASEM
D DANDEKAR
K IYER
H MEYER
M RAFTENBERG
E RAPACKI
M SCHEIDLER
S SCHOENFELD
S SEGLETES
T WEERASOORIYA

INTENTIONALLY LEFT BLANK.