



# Technical Note

33

---

## DISTRIBUTION OF INCOMING LETTERMAIL AT THE BALTIMORE, MARYLAND CITY POST OFFICE



---

U. S. DEPARTMENT OF COMMERCE  
NATIONAL BUREAU OF STANDARDS

## THE NATIONAL BUREAU OF STANDARDS

### Functions and Activities

The functions of the National Bureau of Standards are set forth in the Act of Congress, March 3, 1901, as amended by Congress in Public Law 619, 1950. These include the development and maintenance of the national standards of measurement and the provision of means and methods for making measurements consistent with these standards; the determination of physical constants and properties of materials; the development of methods and instruments for testing materials, devices, and structures; advisory services to government agencies on scientific and technical problems; invention and development of devices to serve special needs of the Government; and the development of standard practices, codes, and specifications. The work includes basic and applied research, development, engineering, instrumentation, testing, evaluation, calibration services, and various consultation and information services. Research projects are also performed for other government agencies when the work relates to and supplements the basic program of the Bureau or when the Bureau's unique competence is required. The scope of activities is suggested by the listing of divisions and sections on the inside of the back cover.

### Publications

The results of the Bureau's work take the form of either actual equipment and devices or published papers. These papers appear either in the Bureau's own series of publications or in the journals of professional and scientific societies. The Bureau itself publishes three periodicals available from the Government Printing Office: The Journal of Research, published in four separate sections, presents complete scientific and technical papers; the Technical News Bulletin presents summary and preliminary reports on work in progress; and Basic Radio Propagation Predictions provides data for determining the best frequencies to use for radio communications throughout the world. There are also five series of nonperiodical publications: Monographs, Applied Mathematics Series, Handbooks, Miscellaneous Publications, and Technical Notes.

Information on the Bureau's publications can be found in NBS Circular 460, Publications of the National Bureau of Standards (\$1.25) and its Supplement (\$1.50), available from the Superintendent of Documents, Government Printing Office, Washington 25, D.C.

# NATIONAL BUREAU OF STANDARDS

## *Technical Note*

33

OCTOBER 1959

### **DISTRIBUTION OF INCOMING LETTERMAIL AT THE BALTIMORE, MARYLAND CITY POST OFFICE**

Bernard M. Levin and Arthur E. Newman

NBS Technical Notes are designed to supplement the Bureau's regular publications program. They provide a means for making available scientific data that are of transient or limited interest. Technical Notes may be listed or referred to in the open literature. They are for sale by the Office of Technical Services, U. S. Department of Commerce, Washington 25, D. C.

**DISTRIBUTED BY  
UNITED STATES DEPARTMENT OF COMMERCE  
OFFICE OF TECHNICAL SERVICES  
WASHINGTON 25, D. C.**

Price \$2.50



## FOREWORD

The Chain Ratio method of sampling for determining the distribution of mail by destination was developed as a result of the great need of the Post Office Department and National Bureau of Standards to have an accurate yet reasonably inexpensive and practical method for acquiring such data. Heretofore, complete enumerations were made whenever destination data have been desired. The Chain Ratio method was developed and first applied to Outgoing mail in the Baltimore City Post Office. Subsequent applications were made in the Los Angeles, San Francisco, and Washington, D. C., Outgoing Mails Division. The method was utilized to study Incoming distribution in the Washington, D. C. post office. This report presents the results of a study of the Incoming Mail in Baltimore, Maryland.

S. N. Alexander, Chief  
Data Processing Systems Division

## ACKNOWLEDGMENT

The authors wish to express their appreciation to Mr. E. Cohen, Chief Accountant, Baltimore City Post Office, for providing the coordination necessary for the successful completion of the study; to Mrs. Jeanne Auber, Section 12.5, NBS, for performing the necessary hand calculations and for efficiently preparing the data for machine computation and tabulation; and to Mr. K. C. Nelson, Section 11.02, NBS, for his suggestions and supervision of the machine computations and tabulations. Particular gratitude is expressed for the assistance, cooperation, and guidance provided by Mr. Bernard A Goldbloom, Cost Analysis Section, Baltimore City Post Office, in supervising the collection of data involved in the conduct of the study. Finally, gratitude is expressed to the Postmaster and staff of the Baltimore City Post Office for their cordial cooperation.

# TABLE OF CONTENTS

	<u>Page</u>
FOREWORD . . . . .	i
ACKNOWLEDGMENT . . . . .	ii
1. INTRODUCTION . . . . .	1
2. PROCEDURE . . . . .	1
2.1 Chain Ratio Method . . . . .	1
2.2 Definitions . . . . .	2
2.3 The Model . . . . .	3
2.4 Types of Mail Studied . . . . .	3
2.5 Volume Count Data . . . . .	5
2.6 The Sampling . . . . .	5
2.7 Special Problems in the Sampling of Third Class Mail . . . . .	5
2.8 Analysis of the Data . . . . .	6
3. RESULTS . . . . .	6
4. DISCUSSION OF RESULTS . . . . .	16
4.1 The Chain Ratio Method . . . . .	16
4.2 Discussion of the Cumulative Percentages . . . . .	16
4.3 Estimation of Chain Ratio Values by Equation . . . . .	16
4.4 Comparison of First and Third Class Mail . . . . .	18
4.5 General Observations . . . . .	18
5. SUMMARY . . . . .	18
References . . . . .	21
Appendices . . . . .	23
A. Percentages of the Total Volume, Destinations Listed by Case . . . . .	23
B. Tabulation of Estimated Percentages of the Total Volume to Each Destination for Baltimore Incoming First Class Mail . . . . .	59
C. Tabulation of Estimated Percentages of the Total Incoming Third Class Mail . . . . .	67
D. Tabulation of Estimated Percentages of the Total Volume to Each Destination for Baltimore Incoming Combined First and Third Class Mail . . . . .	75
E. Tabulation of Estimated Percentages of the Total Volume to Each Firm Direct for Baltimore Incoming First Class Mail . . . . .	83
F. Tabulation of Estimated Percentages of the Total Volume to Each Firm Direct for Baltimore Incoming Third Class Mail . . . . .	94

TABLE OF CONTENTS (Continued)

	<u>Page</u>
G. Tabulation of Estimated Percentages of the Total Volume to Each Destination for Baltimore Incoming First and Third Class Combined Mail . . . . .	104



# LIST OF FIGURES

<u>Figure Number</u>		<u>Page</u>
1	Flow Chart Model for the Distribution of Incoming Mail . . . . .	4
2	Distribution of Incoming First Class Letter Mail at the Baltimore, Md. City Post Office .	13
3	Distribution of Incoming Third Class Letter Mail at the Baltimore, Md. City Post Office .	14
4	Distribution of Incoming First and Third Class Letter Mail at the Baltimore, Md. City Post Office . . . . .	15
5	Graph of Cumulative Percentages of Incoming Letter Mail at the Baltimore, Md. City Post Office . . . . .	17
6	Graph of Individual Incoming Destination Percentages at the Baltimore, Md. City Post Office . . . . .	19

LIST OF TABLES

<u>Table Number</u>		<u>Page</u>
1	Tabulation of Incoming Volume Count Data for Baltimore, Md. City Post Office for the 5-Day Test Period Beginning October 13, 1958 -- Input . . . . .	7
2	Distribution of Incoming First Class Letter Mail at the Baltimore, Md. City Post Office -- Output.	8
3	Distribution of Incoming Third Class Letter Mail at the Baltimore, Md. City Post Office -- Output.	9
4	Distribution of Incoming First and Third Class Letter Mail at the Baltimore, Md. City Post Office -- Output . . . . .	10
5	Summary Tabulation of Incoming Letter Mail at the Baltimore, Md. City Post Office -- Output .	11
6	Tabulation of Estimated Percentages of the Total Volume of Incoming First and Third Class Letter Mail to Each Destination for Baltimore -- Selected Destinations . . . . .	12

Distribution of Incoming Lettermail at the  
Baltimore, Md. City Post Office

Bernard M. Levin and Arthur E. Newman

Lettermail at the Baltimore, Md. post office was sampled and studied for the purpose of estimating the distribution characteristics of letters for local delivery. Separate studies were conducted for first- and third-class mail and the results are reported both separately and combined. The study demonstrated an effective method of sampling incoming lettermail. It also yielded data needed for the design of efficient procedures for sorting mail using machinery now being developed.

1. Introduction

The National Bureau of Standards is developing systems for letter sorting by automation in Post Offices. In order to develop systems, it was necessary to obtain much detailed information concerning the nature and distribution of mail. Some of the desired types of data are not normally collected by the Post Office for its own purposes. It was, therefore, necessary to conduct several special studies inside post offices to collect such data. This paper is a report of one such study.

The study reported here was a sampling study of Baltimore, Maryland Incoming mail conducted for the purpose of determining the distribution of mail by destination. Separate detailed studies were made of First and Third Class letter mail during the weeks of October 13, 1958 and October 27, 1958, respectively.

The results of the study are presented in Section 3. Table 1 in the Appendix contains a list of all final sorts with the percentage of mail going to those sorts according to the sampling study. Summary graphs are also presented.

2. Procedure

2.1 Chain Ratio Method

The sampling procedure used in this study was the Chain Ratio Method developed by Severo and Newman (1).

## 2.2 Definitions

A list of definitions of terms, as used in this report, is given here for reference. <sup>1/</sup> These definitions are given in order to avoid misinterpretation and ambiguity because of postal language differences among post offices.

1. Separation. - A Separation is a classification characterized by a labeled pigeon-hole on a sorting case.

2. Destination. - A Destination for a given post office is a final Separation made at that post office. All directs, residues, and carrier routes are included in this classification. Nixies, Go-backs, Skips and Holdouts are also considered Destinations in this study.

3. Firm Direct. - Any firm, organization or group of Post Office boxes for which a final sort is normally made for letter-size mail on a sorting case is considered to be a Firm Direct in this study. Sorts to firms made while ordering a carrier's route (i. e., the carrier walk sort) are not included.

4. Distribution. - A Distribution is the function of physically sorting letters into their respective separation boxes.

5. Primary. - The Primary (often referred to as City Primary) is the first stage of Distribution of incoming mail.

6. Secondary. - The Secondary (often referred to as Station), is the second stage of Distribution of incoming mail. Secondary mail has not been distributed to a final Destination in the Primary.

7. Tertiary. - The Tertiary is the third stage of Distribution of incoming mail. Tertiary mail has not been distributed to a final Destination in the Secondary.

8. By-pass mail. - By-pass Mail is mail which receives its first Distribution in the Secondary or which arrives in the Incoming section tied out to a direct off the Primary.

9. Total Volume. - Total Volume refers to the defined classes of mail studied. (Total volume is defined more explicitly as used in this study in Section 2.4.)

10. Holdout Mail. - A Holdout separation box may be used for any Destination which temporarily receives a large quantity of mail and does not occupy a designated Separation box on the case.

11. Transit Mail. - Transit Mail is any mail that does not originate in the city post office area and that is transported to the

---

<sup>1/</sup> Terms not defined in this section are used as given in the Postal Term Glossary (2).



incoming section for local delivery. Transit mail may be received from Trains, H. P. O. 's, Star routes, or Air mail fields.

12. Unknown. - The section of the Post Office that does the Primary sorting of all incoming Nixie mail and all previously misfiled letters is called the Unknown section.

### 2.3 The Model

The model of the flow of incoming mail, discussed in this paper, consists of a three-stage sorting scheme as represented by the flow diagram given in Figure 1. The Total volume of mail is represented in the top box and consists of Transit mail and Local originating mail. The originating mail may be either of two types; Cancel or Non-cancel. Both Non-cancel and Transit mail may include mail that by-passes the Incoming Primary. The Primary mail may be sorted to a final Destination or to a Secondary case. The By-pass mail goes directly to a Secondary case unless it has already been sorted to a Firm direct off the Primary before arrival at the Baltimore Post Office. The mail in the Secondary cases could be sorted either to a final Destination such as a firm or carrier route, or to a Tertiary case. Tertiary mail may be sorted to firms or post office boxes.

### 2.4 Types of Mail Studied

Only First and Third class Incoming lettersize mail was studied.

First class mail included three types of Primary mail, each of which was sampled separately at the Primary: (1) Transit mail (including air mail) into the Primary; (2) Local originating cancel mail into the Primary; and (3) Local originating non-cancel mail into the Primary. The By-pass mail was of two types: (1) Local originating non-cancel mail and (2) Transit mail.

Utility bills were excluded from the population of First class mail being sampled because the distribution characteristics of this mail varied greatly from day to day in a monthly cycle and the sampling covered a period of one week. Large special mailings were also to be excluded but none were noticed.

Third class mail included two types of Primary mail: (1) Transit mail into the Primary; and (2) Local originating mail into the Primary. The By-pass mail was also of two types: (1) Transit mail into the Secondary; and (2) Local originating mail into the Secondary.

Large political mailings were excluded from the population of Third class mail because such mailings occur largely during one week of each year, the week that the Third class mail was sampled. Other types of large special mailings were included.

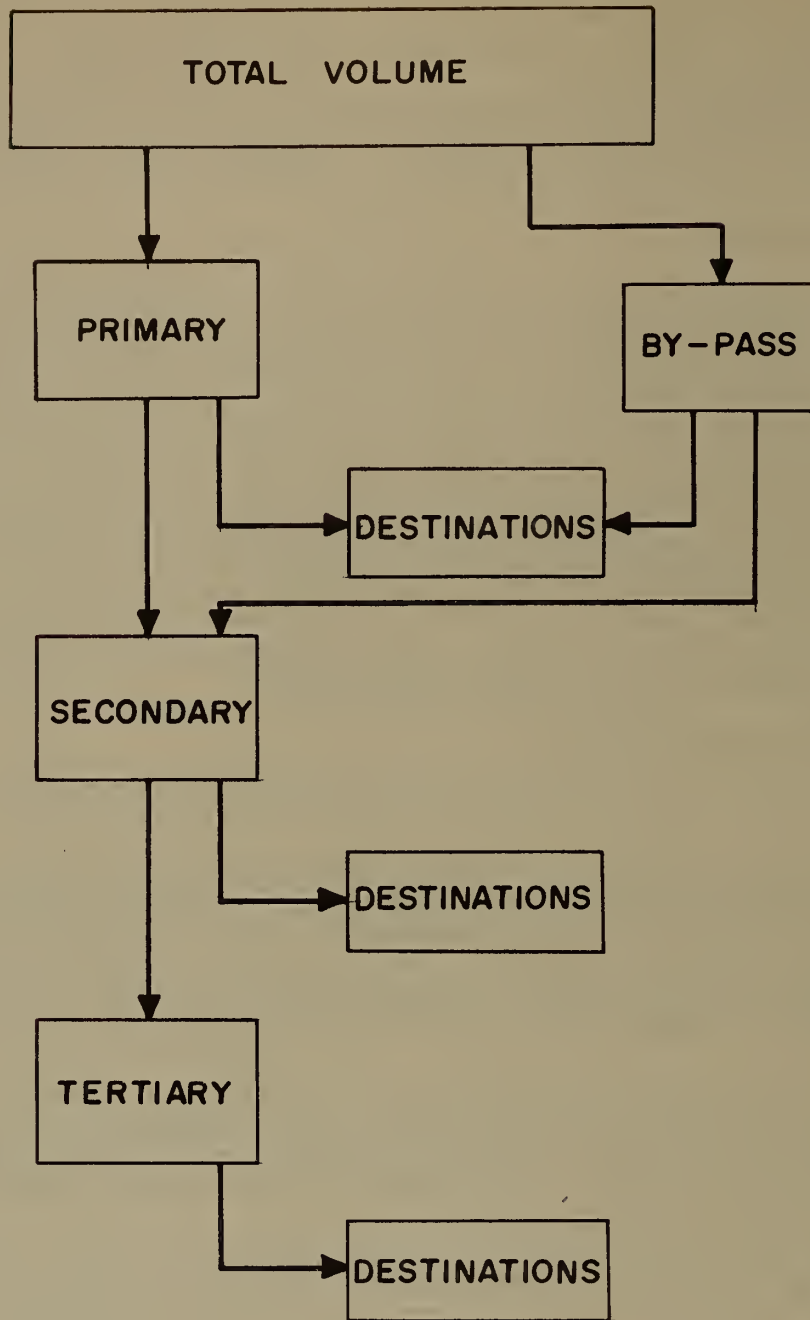


Figure 1. Flow Chart Model for the Distribution of Incoming Mail

## 2.5 Volume Count Data

Volume counts regularly made by the Work Performance Standards group at the Baltimore City Post Office were used to determine the Total volume flowing into the Primary and Secondary. Special volume counts were made of the By-pass mail. These counts were made on five days: October 13 - 17, 1958 for the 24-hour period of each day. The counts were made separately but simultaneously for First and Third class mails. A special volume count was made during the week of October 27 - 31, for the purpose of breaking down the Third class Primary mail into Local originating and Transit mail.

## 2.6 The Sampling

In sampling studies of Outgoing mail, most of the samples were chosen by randomly selecting trays of mail, each tray containing two feet of mail. This tray was usually selected by virtue of its being the first tray to pass a given point after a randomly selected time. In the selection of Non-cancel mail a different procedure was used. In general, this sampling was done by choosing X letters (e.g., three) every Y inches (e.g., two) of mail. This would be done for all such mail passing a given point after a selected time until two feet of mail was collected. This was done because Non-cancel mail is not mixed before sorting as Cancel mail is.

The procedures for selecting samples of First class Incoming mail were the same as those for First class Outgoing. Local originating Non-cancel Primary mail was selected using the rule of three letters every two inches.

All Third class Primary mail was selected using the rule of three letters every two inches. The same rule was set up for By-pass mail for special large mailings but no such mail appeared during the sampling periods.

## 2.7 Special Problems in the Sampling of Third Class Mail

The Chain Ratio Method was constructed so that the normal flow of mail would not be delayed and so that the normal work of experienced distribution clerks could be utilized. This meant that the sampling had to be integrated into a dynamic system. The dynamic system was predictable for First class mail; for example, every week-day night would be a rush period. On the other hand, the Third class system was relatively less predictable because it only became active when work on First class mail was nearing completion. For example, if the First class mail was light, the Third class mail would be sorted in the afternoon. On the other hand, if the mail was heavy, little work would be done on Third class mail in the afternoon. The one time period when one could be assured of finding Third class mail being sorted was at the beginning of the second tour; i.e., about 7:00 -- 8:00 a.m. Therefore, most of the Secondary samples were selected at that time.



## 2.8 Analysis of the Data

Since this was a Chain Ratio study, the computations involved were essentially the multiplication of chains of ratios. Punch card equipment was used to do many of the routine computations.

A separate analysis was made of the data for First class mail. In this analysis three types of mail were independently sampled at the Primary: (1) Transit mail; (2) Local originating cancel mail; and (3) Local originating non-cancel mail. The first ratio in each of the chains was obtained by combining the results of the three independent samples and the results of volume counts of By-pass mail.

A separate analysis was made of the data for Third class mail. In this analysis no distinction was made between the different types of Primary mail. (An attempt was made, of course, to have all types of mail properly represented in the sample.)

The results of the two analyses were combined. This was done essentially by finding weighted averages of the results of the two analyses using weights of .67 for First class mail and .33 for Third class mail. To minimize rounding errors, the final computing steps of this analysis were done independently of the two previous analyses.

## 3. Results

The total volume figures and the corresponding percentages are summarized in Tables 1 - 5; they may be used by the reader to convert the reported percentage figures of mail to pieces. The flow charts given in Figures 2, 3 and 4 contain the basic percentages of the Total Volume of mail to each stage of distribution.

Appendix A presents the percentages of the Total Volume of mail to each destination by Case for First class, Third class and combined percentages. Numbers appearing alone in the destination column refer to carrier numbers.

Tabulations of the estimated percentages of the Total Volume of mail going to each Destination given in rank order are presented in Appendices B-D. Appendix B presents the results for First class mail; Appendix C, Third class; and Appendix D, the combined results. In each case the largest 200 are identified by name, the remainder by percentage category. A selected portion of the combined results are presented in Table 6. Note that the ordering of the cities in each table depends only on the data presented in that table, i. e., the ordering is different in each table. Figure 5 graphically portrays the cumulative percentages of the mail destined for the 200 Destinations receiving the greatest volumes of mail as indicated in the three tables.

Appendices E-G present the percentages of the Total Volume of mail to each Firm Direct in the order of descending value. Appendix



Table 1

Tabulation of Incoming Volume Count Data for Baltimore, Md. CPO  
for the 5-Day Test Period Beginning October 13, 1958

First Class:	Pieces		(Input) Pieces	Percent	
	Pieces	Pieces		Percent	Percent
<u>Total Volume</u>					
Total Primary		4, 524, 061	3, 907, 059	86. 362	100. 000
Transit	1, 538, 263			34. 002	
Originating	2, 368, 796			52. 360	
Metered				23. 114	
Canceled	1, 045, 698			29. 246	
Total By-Pass			617, 002		13. 638
Transit	188, 957			4. 177	
Originating	428, 045			9. 461	
<u>Third Class:</u>					
<u>Total Volume</u>					
Total Primary		2, 227, 776	1, 793, 150	80. 491	100. 000
Train*	1, 297, 700			58. 253	
Originating*	495, 400			22. 238	
Total By-Pass			434, 626		19. 509
Train	133, 712			6. 002	
Originating	300, 914			13. 507	
<u>Combined, First and Third Class:</u>					
<u>Total Volume</u>					
Total Primary		6, 751, 837	5, 700, 209	84. 425	100. 000
Total By-Pass			1, 051, 628	15. 575	

\* Based in part on data collected week of October 27-31, 1958: rounded to nearest hundred.

Table 2

Distribution of Incoming First Class Letter Mail  
at the Baltimore, Md. City Post Office

	(Output)			Pieces	%	%
	Pieces	Pieces	Pieces			
<u>Total Volume*</u> :			4,524,061			100.000
No Sorting Required*						
By-Pass to Primary Directs*	9,848	9,848			.218	.218
Final Sorts on Primary		304,700			6.736	
Firm Directs	128,000				2.830	
Miscellaneous	176,700				3.906	
Rated	47,400				1.048	
Nixie	16,500				.365	
Outgoing Section	93,600				2.068	
Uncancelled	19,200				.425	
Final Sorts on Secondary		4,089,100			90.386	
Firm Directs	793,000				17.529	
Carrier Directs	3,048,600				67.386**	
Miscellaneous	247,500				5.471	
Nixies & Misfiles	192,200				4.248	
Rated	48,700				1.077	
Outgoing Section	2,300				.051	
Holdouts	4,300				.095	
Final Sorts on Tertiary		120,300			2.660	
Firm Directs	111,400				2.463	
Miscellaneous	8,900				.197	

\* Obtained from Volume Counts

\*\* Adjusted to absorb rounding errors. Unadjusted figure was 67.380.

Table 3

Distribution of Incoming Third Class Letter Mail  
at the Baltimore, Md. City Post Office  
(Output)

	<u>Pieces</u>	<u>Pieces</u>	<u>Pieces</u>	<u>%</u>	<u>%</u>	<u>%</u>
<u>Total Volume*</u> :			2, 227, 776			100.000
Final Sorts on Primary		81,000			3.635	
Firm Directs		500		.021		
Miscellaneous		80,500		3.614		
Rated	3,800			.170		
Nixie	8,000			.361		
Outgoing Section	54,500			2.445		
Uncancelled	14,200			.638		
Final Sorts on Secondary		2,130,200			95.618	
Firm Directs		147,900		6.636		
Carrier Directs		1,867,900		83.847**		
Miscellaneous		114,400		5.135		
Nixie & Misfiles	109,500			4.917		
Rated	2,400			.108		
Outgoing Section	2,500			.110		
Holdouts	--			.000		
Final Sorts on Tertiary		16,600			.747	
Firm Directs		16,500		.743		
Miscellaneous		100		.004		

\* Obtained from Volume Counts

\*\* Adjusted to absorb rounding errors. Unadjusted figure was 83.860.

Table 4

Distribution of Incoming First and Third Class Letter Mail  
at the Baltimore, Md. City Post Office

	<u>Pieces</u>	<u>Pieces</u>	<u>Pieces</u>	<u>%</u>	<u>%</u>	<u>%</u>
	(output)					
<u>Total Volume* :</u>			6, 751, 837			100. 000
No Sorting Required*						
By-Pass to Primary Directs*	9, 848	9, 848		. 146		. 146
Final Sorts on Primary			385, 700			5. 713
Firm Directs	128, 500			1. 903		
Miscellaneous	257, 200			3. 810		
Rated	51, 200			. 758		
Nixie	24, 500			. 364		
Outgoing Section	148, 000			2. 192		
Uncancelled	33, 500			. 496		
Final Sorts on Secondary			6, 219, 100			92. 110
Firm Directs	941, 200			13. 941		
Carrier Directs	4, 915, 700			72. 805**		
Miscellaneous	362, 200			5. 364		
Nixies & Misfiles	301, 900					
Rated	51, 300			4. 471		
Outgoing Section	4, 700			. 759		
Holdouts	4, 300			. 070		
Final Sorts on Tertiary			137, 100			2. 031
Firm Directs	128, 100			1. 898		
Miscellaneous	9, 000			. 133		

\* Obtained from Volume Counts

\*\* Adjusted to absorb rounding errors. Unadjusted figure was 72. 806.

Table 5

Summary Tabulation of Incoming Letter Mail  
at the Baltimore, Md. City Post Office

(Output)

	<u>First Class Percent</u>	<u>Third Class Percent</u>	<u>Combined Percent</u>
Final Sorts on Primary:			
*Primary Directs	3.05	.02	2.05
Miscellaneous	3.91	3.61	3.81
Final Sorts on Secondary:			
Carriers	67.38	83.86	72.81
Firm Directs	17.53	6.63	13.94
Miscellaneous	5.47	5.12	5.36
Final Sorts on Tertiary:			
Firm Directs	2.46	.755	1.90
Miscellaneous	.20	.004	.13
TOTAL	100.00	100.00	100.00

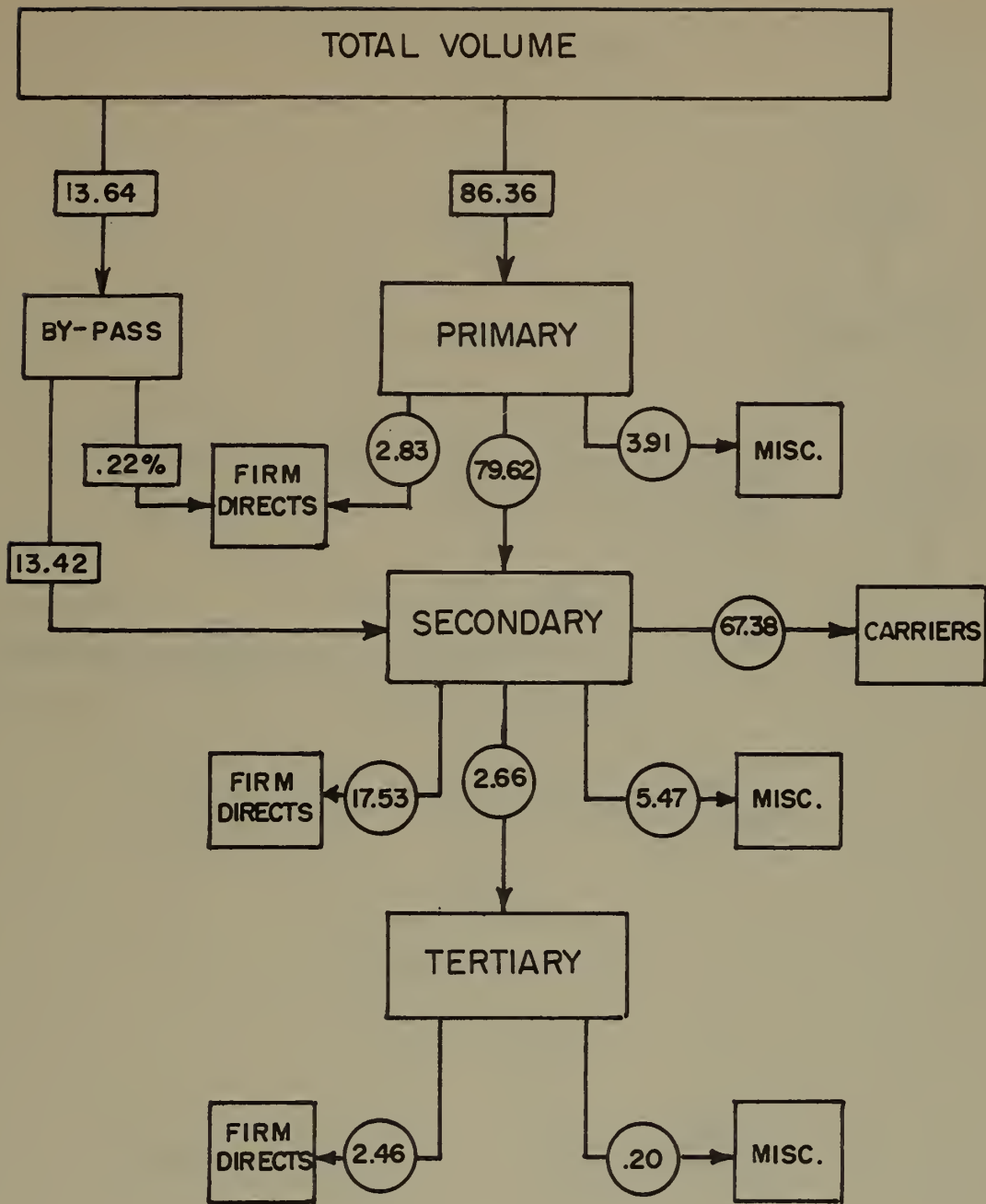
\* Includes By-pass mail tied out to Primary Directs

Table 6

Tabulation of Estimated Percentages  
of the Total Volume of Incoming First and Third Class Letter Mail  
To Each Destination for Baltimore

Selected Destinations

<u>Rank</u>	<u>Firm Direct or Carrier Number</u>	<u>Percentage</u>	<u>Cumulative Percentage</u>
1.	Dept. of Health, Education & Welfare	1.285	1.285
2.	Montgomery Ward 32	.734	2.019
3.	Gas & Electric Company	.473	2.492
4.	American Oil Company (Box 1956)	.451	2.943
5.	Johns Hopkins University (Zone 18)	.324	3.267
10.	251	.192	4.346
15.	The Martin Company	.171	5.255
20.	245	.160	6.073
30.	120	.149	7.619
50.	1108	.128	10.346
80.	1802	.117	14.010
100.	Commissioner of Motor Vehicles	.114	16.314
150.	2517	.106	21.789
200.	211	.098	26.878
300.	133	.089	36.234
500.	1201	.077	52.895
1000.	McCormick Company	.042	84.359
1403.	W. H. Cole & Sons	.000	90.694

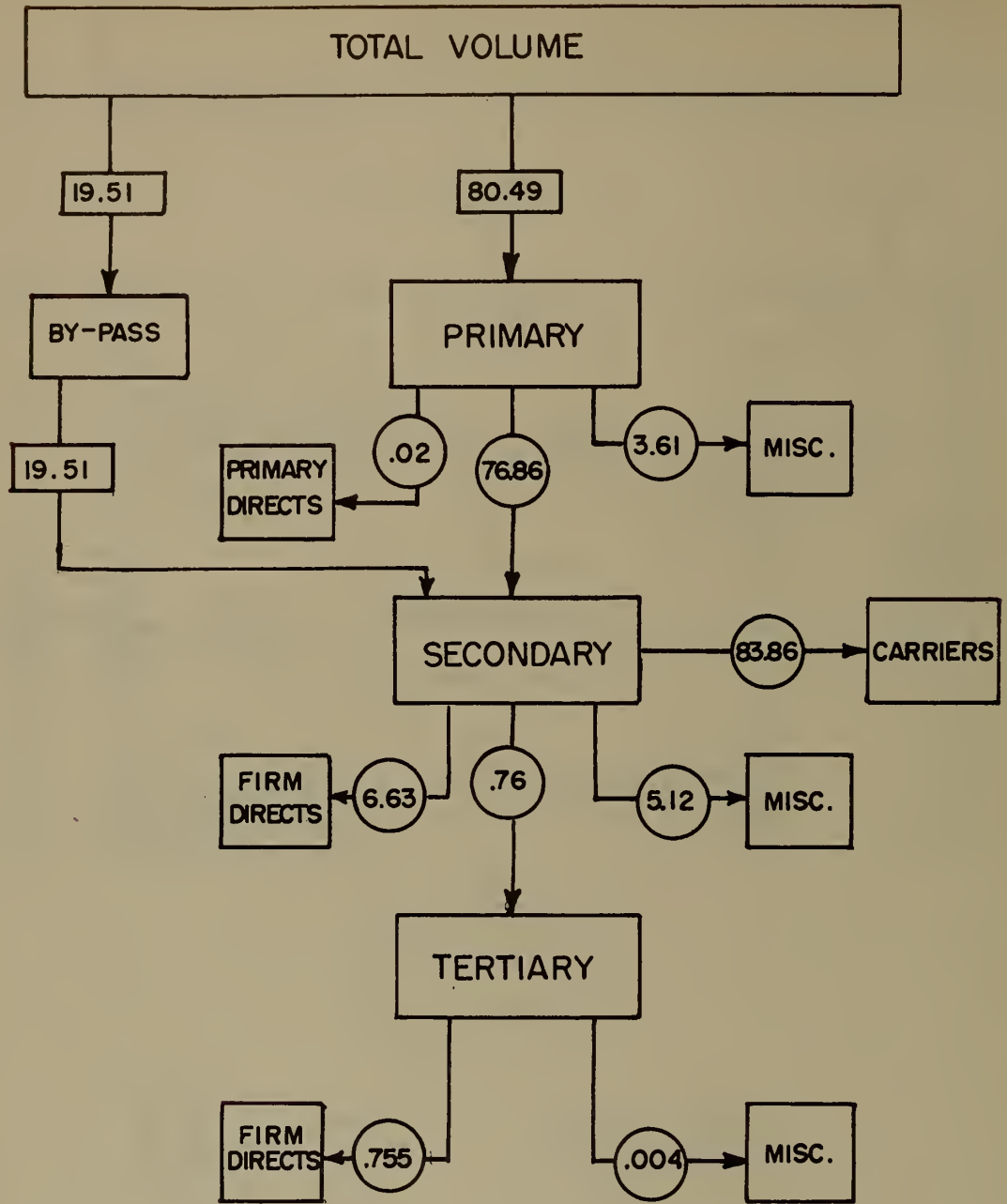


□ OBTAINED FROM VOLUME COUNTS

○ OBTAINED FROM SAMPLE DATA

Figure 2. Flow Chart of Distribution of First Class Incoming Mail at the Baltimore City Post Office

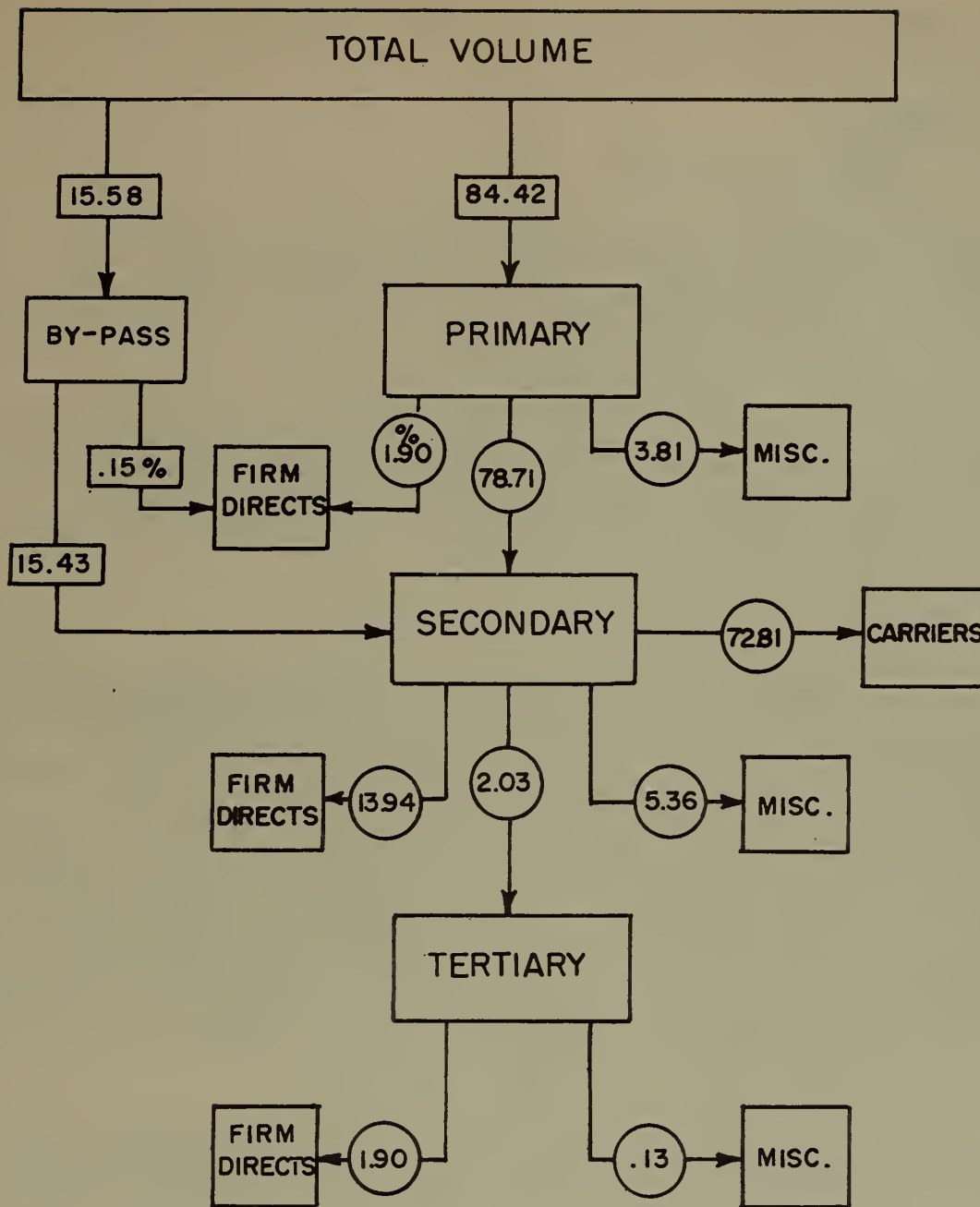




- OBTAINED FROM VOLUME COUNTS
- OBTAINED FROM SAMPLE DATA

Figure 3. Flow Chart of Distribution of Third Class Incoming Mail at the Baltimore City Post Office





□ OBTAINED FROM VOLUME COUNTS

○ OBTAINED FROM SAMPLE DATA

Figure 4. Flow Chart of Distribution of Combined First and Third Classes Incoming Mail at the Baltimore City Post Office

E presents the results for First class mail; Appendix F, Third class; and Appendix G, the combined results.

#### 4. Discussion

##### 4.1 The Chain Ratio Method

The statistical Chain Ratio method developed by Severo and Newman (1) was the sampling procedure used in this study. This method was developed for the purpose of studying the distribution characteristics of outgoing mail. The method was developed, however, so that it would be adaptable to the study of Incoming mail.

Subsequently, Newman (3) used the method in a Pilot study of Washington, D. C. Incoming mail. He included in his population of mail to be sampled only First class letter-sized mail and he excluded By-pass mail. Despite these limitations, Newman's study gave useful results and, thereby, demonstrated that the Chain Ratio Method could be used to sample Incoming mail.

##### 4.2 Discussion of the Cumulative Percentages

Figure 5 and Appendices B, C and D show the percentage of mail going to the largest N Destinations for any N from 1 to 200 for First class, Third class, and the First and Third class combination respectively. They do not include the percentage of mail entering the Primary that could be sorted to the largest N final sorts if the Primary had an unlimited number of pigeon holes. If this were done, certain categories of miscellaneous mail would be among the top 200 Destinations. No attempt has been made to indicate the percentage of mail entering the system that could be sorted to the largest N final sorts. This is because there are many possible ways of handling miscellaneous mail. The data, as presented, can be used as the basis for finding the percentage of mail sortable to the largest N final sorts for any proposed method of handling miscellaneous mail.

##### 4.3 Estimation of Chain Ratio Values by Equation

Figure 6 graphically portrays the percentages of the mail to the various rank ordered destinations as presented in Tables B, C and D of the Appendix, using a logarithmic scale for both axes.

Between the 10th and 600th Destinations, each of the curves is approximated by a separate straight line. By inspection, the equations of these lines for First class, Third class and combined mail respectively are

$$\begin{aligned}\log y &= -.293 \log x -.340, \\ \log y &= -.230 \log x -.450, \text{ and} \\ \log y &= -.213 \log x -.519, \text{ which can}\end{aligned}$$

be rewritten as

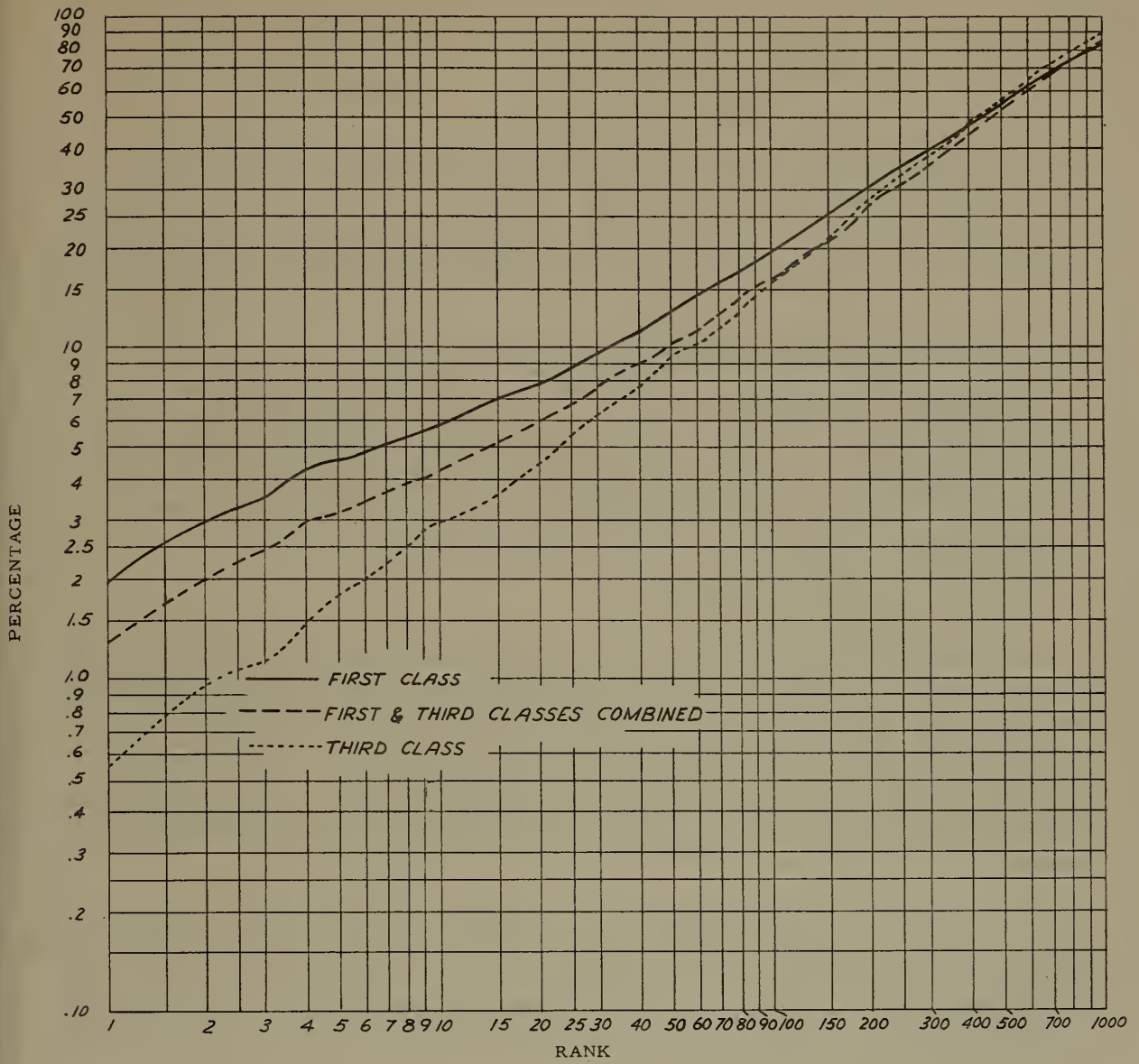


Figure 5. Graph of Cumulative Percentages of Incoming Letter Mail at the Baltimore, Md. City Post Office

$$y = .457x^{-.293}$$

$$y = .355x^{-.230} \quad \text{and}$$

$$y = .303x^{-.213}$$

In the range between destinations 10 to 600 the most errant value on a percentage basis is for the 300th destination on the Third class curve where the equation predicts a value of  $y = .096$  and the actual value is  $y = .104$ . Thus, for the range considered the equations give results which are accurate to within 9% of the chain ratio values.

#### 4.4 Comparison of First and Third Class Mail

There are two major differences between the distribution characteristics of First and Third class mail: (1) Volume; and (2) Ratio of Carrier percentage, to Firm percentage. The Volume of First Class mail is approximately twice as great as that of Third class mail. About 25% of the deliverable First class mail goes to Firm Directs compared to 8 % of the Third class mail.

#### 4.5 General Observations

It was noticed that very little Third class mail was addressed to Firm Directs except for firms employing engineers and for hospitals. A large amount of Third class mail appeared to be addressed to physicians. It, therefore, follows that a carrier in a business area would not deliver much Third class mail unless his route included several engineering firms and/or physicians. This could account for the wide variations of Third class mail among carriers in business areas.

In Table 1, Transit mail is not separated into Air mail and Train mail because Air mail for Baltimore comes primarily from two sources: (1) Friendship Airport and (2) National Airport in Washington, D.C. Mail from the latter airport comes by train from Washington, D.C. and arrives mixed with other train mail.

#### 5. Summary

This report presents the results of a sampling study done to determine the distribution of Incoming letter mail at the Baltimore City Post Office. The study includes both First and Third class lettermail.

The principal results of this study are summarized below:

1. Baltimore handles about 1,350,000 incoming letters per day.
2. About one-third of the incoming letter mail is Third class; the remainder, First class.



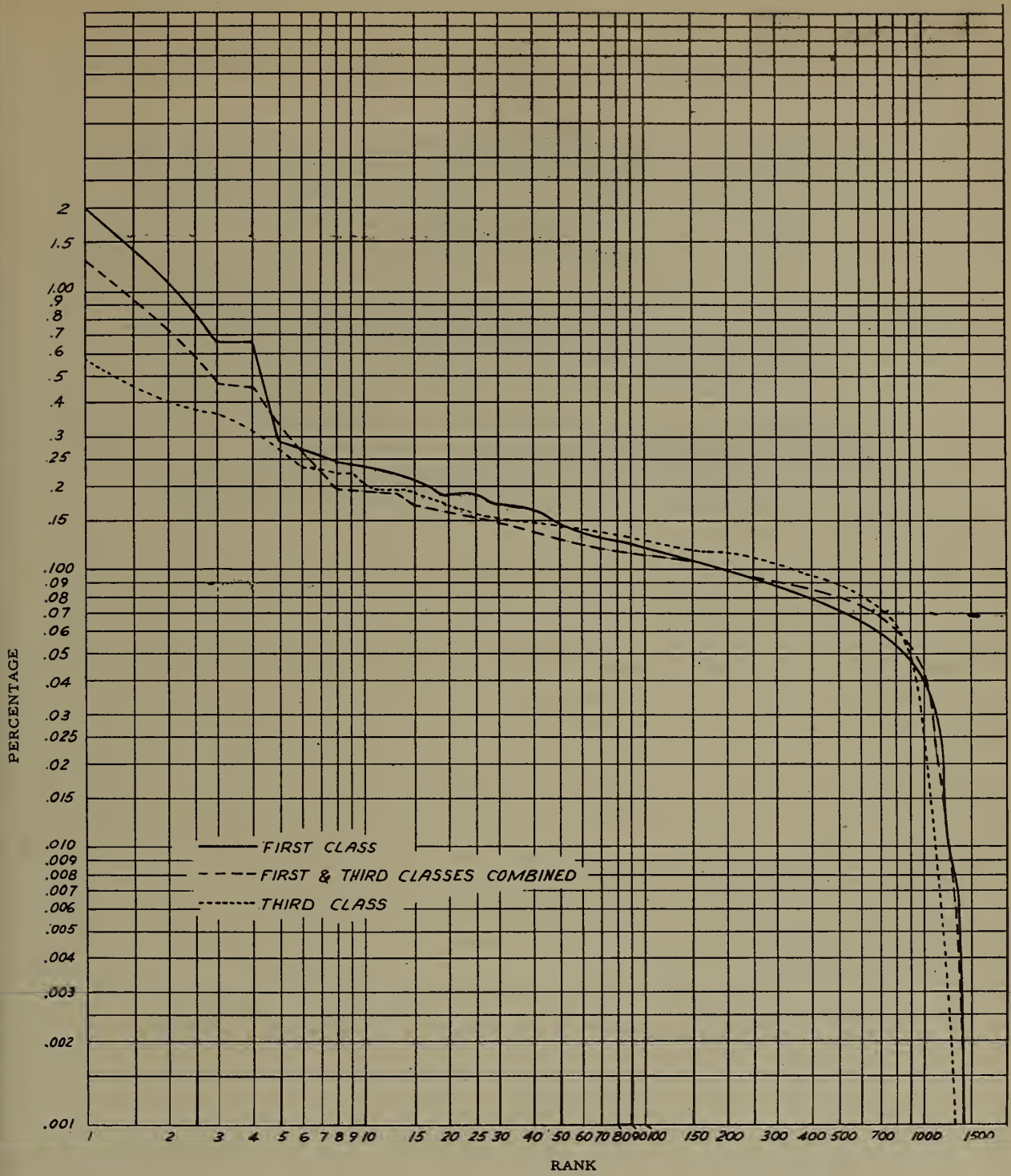


Figure 6. Graph of Individual Incoming Destination Percentages at the Baltimore, Md. City Post Office

3. About 15% of the mail by-passes the incoming Primary.
4. Approximately 67% of the First class mail and 84% of the Third class mail is delivered by carriers.
5. About 23% of the First class mail and 7.5% of the Third class mail is addressed to Firm Directs.
6. Approximately 2% of the First class mail and 0.1% of the Third class mail is rated mail.
7. About 7.5% of the First class mail and 8.7% of the Third class mail needs special handling or is undeliverable. This includes uncancelled letters, missorts, nixies and outgoing letters.
8. About 57% of the First class mail and 35% of the Third class mail originated in Baltimore.

## References

1. N. C. Severo and A. E. Newman, A Statistical Chain-Ratio Method for Estimating relative Volumes of Mail to Given Destinations, to be published in NBS Journal of Research C.
2. Postal Term Glossary, U. S. Post Office Department, Publication 18, August 1956.
3. A. E. Newman, "Distribution of Incoming First Class Lettermail at the Washington, D. C. Post Office", unpublished paper, August 1958.
4. N. C. Severo and A. E. Newman, Distribution of Mail by Destination at the San Francisco, Los Angeles and Baltimore Post Offices, NBS Technical Note 27, September 1959.





APPENDIX A

Percentages of the Total Volume,  
Destinations Listed by Case

<u>Destination</u>	<u>Percent First Class</u>	<u>Percent Third Class</u>	<u>Percent Combined</u>
Rated-Primary	1.048	.170	.758
Maryland-Primary	1.592	1.435	1.540
Uncancelled-Primary	0.259	.500	.339
Walbrook 16	2.337	2.750	2.473
Dundalk 22	2.127	3.991	2.742
Firms A-L Primary	1.011	.106	.712
Firms M-Z Primary	1.004	.032	.683
Hand Cancel-Primary	0.166	.138	.157
Montgomery Ward 32	1.096	.000	.734
Hampden 11	1.698	1.733	1.719
Druid 17	3.198	4.052	3.480
Franklin 23	3.002	2.252	2.755
Brooklyn 25	1.666	1.495	1.610
Official General Del 33	0.034	.021	.030
Distribution-Primary	0.476	1.010	.652
Gwynn Oak 7	2.514	3.668	2.895
Govans 12	4.104	6.121	4.770
Waverly 18	6.617	6.383	6.540
West Case 1	7.332	4.759	6.483
Curtis Bay 26	0.385	.580	.449
Unknown-Primary	0.365	.361	.364
Towson Ruxton 4	3.952	4.504	4.134
Pikesville 8	1.079	1.804	1.318
Clifton 13	2.735	3.133	2.866
Sparrows Point 19	0.724	.912	.786
East Case 2	8.812	4.858	7.507
Halethorpe 27	0.960	2.438	1.448
Dept Health Education Welfare	1.918	.000	1.285
East End 5	1.890	1.829	1.870
Mount Washington 9	0.801	1.005	.868
Hamilton 14 Parkville 34	3.392	5.021	3.930
Middle River 20	0.945	1.289	1.059
Boxes 3	7.757	1.822	5.799
Catonsville 28	1.756	2.708	2.070
South 30	3.470	3.256	3.399
Raspeburg 6	2.570	4.161	3.095
Roland Park 10	1.230	1.853	1.436
Arlington 15	4.690	6.393	5.252
Essex 21	1.481	2.042	1.666
Highlandtown 24	3.447	4.224	3.703
Carroll 29	3.016	3.816	3.280
Patterson 31	1.341	1.376	1.353
Total Primary and By-Pass	99.997	100.001	100.000

## APPENDIX A (Continued)

<u>Destination</u>	<u>Percent First Class</u>	<u>Percent Third Class</u>	<u>Percent Combined</u>
Hpk Pl Commr of Mtr Vehls	0.018	.000	.012
102	0.066	.056	.063
103	0.107	.135	.116
104	0.048	.066	.054
University Hospital	0.057	.157	.090
Maryland General Hospital	0.079	.023	.060
Maryland Unemploymt. Hpk Pl	0.068	.000	.046
108	0.048	.034	.043
109	0.070	.094	.078
110	0.094	.072	.087
111	0.072	.049	.064
112	0.149	.267	.188
113	0.042	.024	.036
114	0.061	.075	.065
115	0.046	.059	.050
116	0.134	.061	.110
117	0.114	.076	.101
118	0.083	.306	.156
119	0.075	.062	.071
120	0.110	.226	.149
121	0.037	.027	.033
123	0.107	.080	.098
124	0.116	.123	.118
125	0.101	.130	.111
126	0.081	.059	.074
127	0.142	.111	.132
128	0.085	.063	.078
129	0.116	.077	.103
130	0.057	.039	.051
131	0.051	.061	.055
132	0.129	.083	.114
133	0.081	.105	.089
134	0.107	.051	.088
135	0.094	.027	.072
136	0.097	.042	.079
137	0.068	.052	.063
138	0.063	.054	.060
139	0.114	.053	.094
140	0.184	.058	.142
141	0.132	.062	.109
Maryland Hospital Service	0.000	.003	.001
143	0.123	.070	.106
144	0.145	.082	.124
145	0.154	.047	.119
146	0.103	.042	.083
147	0.125	.089	.113

APPENDIX A (Continued)

<u>Destination</u>	<u>Percent First Class</u>	<u>Percent Third Class</u>	<u>Percent Combined</u>
148	0.171	.066	.136
150	0.075	.075	.075
151	0.125	.076	.109
152	0.107	.077	.097
153	0.121	.072	.105
154	0.114	.058	.096
155	0.092	.076	.087
157	0.092	.096	.093
158	0.116	.087	.106
Rated (Zone 1)	0.327	.000	.219
Primary Unknown (Zone 1)	0.202	.107	.171
East Case (Zone 1)	0.072	.105	.083
Boxes (Zone 1)	0.140	.052	.111
May Co	0.103	.014	.074
Hochschild Kohn Co.	0.053	.018	.042
Hutzler Co.	0.075	.030	.061
B and O (Zone 1)	0.178	.033	.130
Firms A-L- (Zone 1)	0.285	.037	.203
Firms M-Z-(Zone 1)	0.142	.025	.103
Unemployment Comp Libty St	0.164	.001	.110
Blue Cross	0.173	.000	.116
142	0.092	.066	.083
156	0.048	.058	.051
163	0.112	.000	.075
Total to Zone 1	<u>7.332</u>	<u>4.761</u>	<u>6.484</u>
201	0.073	.070	.072
202	0.053	.112	.073
203	0.107	.137	.117
204	0.060	.112	.077
205	0.118	.088	.108
Veterans Admin. (Zone 2)	0.024	.002	.017
Official (Zone 2)	0.007	.001	.005
208	0.227	.044	.166
209	0.064	.050	.060
210	0.180	.233	.197
211	0.073	.150	.098
212	0.127	.112	.122
213	0.087	.050	.074
214	0.053	.071	.059
215	0.089	.055	.078
216	0.078	.084	.080
217	0.124	.094	.114
218	0.067	.060	.064
219	0.024	.075	.041

APPENDIX A (Continued)

<u>Destination</u>	<u>Percent First Class</u>	<u>Percent Third Class</u>	<u>Percent Combined</u>
220	0.031	.056	.039
221	0.051	.056	.053
222	0.053	.073	.060
223	0.016	.046	.026
224	0.051	.112	.071
225	0.056	.047	.053
226	0.064	.107	.078
227	0.087	.073	.082
228	0.078	.040	.065
229	0.100	.047	.083
230	0.122	.100	.115
231	0.100	.135	.112
232	0.124	.074	.108
233	0.118	.103	.113
234	0.102	.063	.089
235	0.133	.044	.104
236	0.058	.036	.051
237	0.109	.097	.105
238	0.087	.049	.074
239	0.098	.082	.092
240	0.122	.060	.102
241	0.215	.134	.189
242	0.111	.038	.087
243	0.169	.070	.136
244	0.140	.088	.123
245	0.184	.111	.160
246	0.095	.096	.096
247	0.100	.070	.090
248	0.184	.092	.154
249	0.104	.037	.082
250	0.131	.073	.112
251	0.238	.098	.192
252	0.167	.133	.156
West Case (Zone 2)	0.089	.087	.088
254	0.164	.034	.121
255	0.149	.068	.122
256	0.111	.028	.084
Monumental Life Ins. Co.	0.104	.002	.071
258	0.084	.046	.072
259	0.113	.062	.096
Primary Unknown (Zone 2)	0.231	.113	.192
Boxes (Zone 2)	0.295	.095	.229
262	0.149	.076	.125
263	0.091	.041	.074
State Tax	0.033	.000	.022
C and P Tele Co 5 Light St-2	0.100	.001	.067
Rated (Zone 2)	0.229	.005	.155
Internal Revenue	0.229	.000	.153

## APPENDIX A (Continued)

<u>Destination</u>	<u>Percent First Class</u>	<u>Percent Third Class</u>	<u>Percent Combined</u>
Firms A-L (Zone 2)	0.646	.029	.443
Firms M-Z (Zone 2)	0.642	.029	.440
Social Security	0.120	.000	.080
Total to Zone 2	8.812	4.856	7.508
Afro American	0.008	.007	.007
Westinghouse Frdshp Airport	0.073	.148	.098
American Stores	0.067	.004	.047
Koppers Co.	0.031	.058	.040
Emerson Hotel	0.025	.009	.020
Butler Bros	0.013	.004	.010
A and P Tea Co.	0.023	.010	.019
L. A. Benson	0.046	.001	.031
Cary Machinery Co.	0.037	.005	.026
Dunn and Bradstreet	0.040	.000	.027
Section 1 1-148	0.141	.031	.104
Section 2 151-298	0.077	.028	.061
Section 3 301-448	0.079	.035	.064
Section 4 451-598	0.158	.107	.141
English-American Tailors	0.015	.004	.012
Equitable Trust Co.	0.152	.017	.108
Federal Reserve Bank	0.035	.003	.024
Section 5 601-778	0.071	.037	.060
Section 6 781-928	0.125	.058	.103
Section 7 931-1078	0.127	.040	.098
Section 8 1081-1228	0.112	.024	.083
Fidelity and Deposit Co.	0.042	.016	.034
Fidelity Balto National Bank	0.108	.037	.084
First Natl Bank	0.133	.009	.092
Section 9 1231-1378	0.185	.014	.129
Section 10 1381-1491	0.256	.074	.196
Section 12 1501-1617	0.164	.020	.116
Section 13 1621-1717	0.193	.076	.154
General Electric Supply Co.	0.037	.004	.026
International Harvester Co.	0.025	.001	.017
News-Post Contest	0.183	.000	.123
Section 14 1735-1817	0.081	.037	.066
Section 15 1835-1917	0.125	.017	.090
Section 16 1935-2017	0.116	.063	.098
Section 17 2035-2137	0.079	.039	.066
Lord Baltimore Hotel	0.015	.014	.015
Mercantile Trust Co.	0.046	.006	.033
Charles Antel	0.021	.004	.016
Gas and Electric Co.	0.672	.067	.473
Sunpapers	0.225	.054	.169
Maryland Casualty Co.	0.052	.019	.041



APPENDIX A (Continued)

<u>Destination</u>	<u>Percent First Class</u>	<u>Percent Third Class</u>	<u>Percent Combined</u>
Union Trust Co.	0.152	.015	.107
Md. Trust Co.	0.091	.011	.064
Hochschild Kohn Co.	0.173	.000	.116
General Motors Acceptance Corp	0.065	.000	.044
Crown, Cork and Seal Co.	0.015	.033	.021
Mathieson Chemical Co.	0.087	.034	.069
Standard Oil Esso	0.065	.013	.048
Westinghouse Electric Co.	0.027	.033	.029
State Roads Comm.	0.023	.002	.016
American Oil Co. (Box 1956)	0.672	.001	.451
American Oil Co. (Box 507)	0.021	.011	.018
Davison	0.039	.048	.042
Glen L. Martin	0.139	.236	.171
USF and G Co.	0.162	.029	.118
Not Boxes (Zone 3 Go Backs)	0.266	.095	.210
Southern Hotel	0.010	.009	.009
Sherwood Oil Co.	0.085	.004	.058
Chevrolet	0.017	.011	.015
Hutzler Bros.	0.183	.000	.123
News-Post	0.100	.023	.075
New Amsterdam Casualty Co.	0.052	.005	.037
Rated (Zone 3)	0.195	.006	.132
Esso	0.241	.000	.161
C and P Phone Co. PO Boxes	0.204	.000	.137
Hecht Co.	0.185	.000	.124
Stewards	0.091	.000	.061
Mrs. Filberts Box 26	0.183	.000	.123
<b>Total to Box Section(Zone3)</b>	<b>7.756</b>	<b>1.820</b>	<b>5.800</b>
C and P Phone Co. Box 1591	0.015	.000	.010
C and P Phone Co. Box 1491	0.002	.000	.002
C and P Phone Co. Box 1541	0.018	.000	.012
C and P Phone Co. Box 1461	0.026	.000	.018
C and P Phone Co. Box 1511	0.011	.000	.008
C and P Phone Co. Box 1571	0.024	.000	.016
C and P Phone Co. Box 1471	0.044	.000	.029
C and P Phone Co. Box 1521	0.009	.000	.006
C and P Phone Co. Box 1581	0.023	.000	.016
C and P Phone Co. Box 1481	0.031	.000	.021
<b>Total to Tertiary off Box Section</b>	<b>0.203</b>	<b>.000</b>	<b>.138</b>
401	0.096	.193	.128
402	0.101	.115	.106
403	0.098	.126	.108
404	0.050	.096	.065

## APPENDIX A (Continued)

<u>Destination</u>	<u>Percent First Class</u>	<u>Percent Third Class</u>	<u>Percent Combined</u>
405	0.053	.110	.072
406	0.115	.134	.121
407	0.092	.126	.103
408	0.072	.107	.084
409	0.096	.152	.115
410	0.137	.128	.134
411	0.103	.097	.101
412	0.072	.086	.077
413	0.094	.119	.103
414	0.059	.110	.076
415	0.113	.108	.111
416	0.167	.133	.155
417	0.073	.119	.088
418	0.065	.128	.086
419	0.103	.135	.114
420	0.092	.140	.108
421	0.080	.118	.092
422	0.110	.149	.123
423	0.054	.085	.064
424	0.074	.106	.085
425	0.096	.109	.101
426	0.042	.093	.059
427	0.080	.171	.110
428	0.074	.113	.087
429	0.066	.048	.060
430	0.040	.034	.038
431	0.129	.058	.106
432	0.024	.034	.027
Ruxton (Zone 4)	0.044	.065	.051
Govans (Zone 4)	0.021	.042	.028
Unknown (Zone 4)	0.075	.119	.090
Goucher College	0.096	.080	.091
Black and Decker (Zone 4)	0.082	.106	.090
Bendix	0.076	.107	.086
Sheppard Pratt	0.034	.043	.037
Firms Boxes Rated (Zone 4)	0.705	.210	.542
Towson (Zone 4)	0.048	.054	.050
Lutherville (Zone 4)	0.047	.099	.064
Total to Zone 4	<u>3.948</u>	<u>4.505</u>	<u>4.136</u>
W. A. Taylor	0.001	.017	.006
Probation Dept.	0.008	.018	.012
Friez	0.028	.003	.020
Triumph	0.013	.003	.010
Stebbins Anderson	0.039	.000	.026
State Teachers College	0.061	.021	.048

APPENDIX A (Continued)

<u>Destination</u>	<u>Percent First Class</u>	<u>Percent Third Class</u>	<u>Percent Combined</u>
Armco Drainage	0.009	.008	.008
First Federal	0.002	.000	.001
Harry T. Campbell	0.035	.002	.024
Dept. of Health	0.003	.014	.006
Dept of Employees Security	0.003	.009	.005
Clerk of Court	0.007	.011	.008
McCardle and Walsh	0.003	.002	.003
Rev. Lowman	0.042	.011	.032
Hammond Tax Collector	0.005	.005	.005
Drumcliff Burkleigh Kirkley	0.017	.002	.012
Glassip	0.003	.000	.002
Stella Maris	0.023	.002	.016
Union News	0.004	.000	.003
2nd National Bank	0.020	.002	.014
Board of Education	0.037	.006	.027
Baltimore County Police	0.002	.006	.003
Boxes-Towson Tertiary	0.061	.008	.044
Shell Oil Box 6870	0.072	.000	.048
Maryland Etching	0.002	.000	.001
Towson National Bank	0.015	.002	.011
Murray Corp.	0.010	.014	.011
Loyola High S	0.015	.002	.010
Rated-Towson Tertiary	0.054	.000	.036
Black and Decker	0.027	.027	.027
C and P Telephone (Zone 4)	0.060	.003	.041
Immaculate Conception	0.008	.005	.007
American Totalicator	0.014	.005	.011
U. S. Ind. Chemical	0.001	.008	.003
Total to Tertiary Off Zone 4	<u>.704</u>	<u>.216</u>	<u>.541</u>
Gray Bar Electric Supply Co.	0.017	.002	.012
502	0.069	.042	.060
503	0.059	.052	.057
Hampton House	0.019	.020	.020
505	0.082	.061	.075
Johns Hopkins Medical School	0.029	.050	.036
Brunning Bros.	0.002	.000	.001
Sinai Hospital	0.089	.076	.085
510	0.055	.046	.052
511	0.065	.060	.063
512	0.081	.096	.086
Johns Hopkins Hospital	0.201	.395	.265
516	0.095	.055	.082
517	0.128	.105	.120
518	0.029	.023	.027
519	0.078	.099	.085



APPENDIX A (Continued)

<u>Destination</u>	<u>Percent First Class</u>	<u>Percent Third Class</u>	<u>Percent Combined</u>
East End (Zone 5)	0.043	.015	.034
524	0.083	.076	.081
525	0.091	.095	.092
526	0.103	.081	.095
C. C. Lang Co.	0.001	.007	.003
Levinson and Klein	0.027	.003	.019
530	0.089	.054	.078
531	0.037	.052	.042
532	0.051	.042	.048
533	0.122	.082	.109
Unknown (Zone 5)	0.063	.070	.065
J. J. Hains	0.008	.001	.005
General Motors Parts Div.	0.007	.004	.006
Balt Transfer	0.016	.003	.012
Clifton (Zone 5)	0.018	.022	.019
J. H. School of Hygiene	0.014	.040	.022
U. S. Rubber Co.	0.010	.000	.006
Main Office Boxes (Zone 5)	0.010	.000	.006
Gibbs and Co.	0.001	.000	.000
Total to Zone 5	<u>1.892</u>	<u>1.829</u>	<u>1.868</u>
601	0.059	.101	.073
602	0.059	.139	.086
603	0.044	.070	.053
604	0.052	.085	.063
605	0.060	.088	.069
606	0.071	.082	.074
607	0.054	.080	.063
608	0.072	.118	.087
609	0.062	.113	.079
610	0.075	.118	.089
611	0.052	.109	.071
612	0.040	.093	.058
613	0.074	.135	.094
614	0.064	.091	.073
615	0.060	.120	.080
616	0.052	.079	.061
617	0.076	.099	.084
618	0.052	.100	.068
619	0.049	.143	.080
620	0.053	.112	.073
621	0.076	.062	.071
622	0.055	.075	.061
623	0.069	.127	.088
624	0.060	.125	.081
625	0.038	.070	.048

APPENDIX A (Continued)

<u>Destination</u>	<u>Percent First Class</u>	<u>Percent Third Class</u>	<u>Percent Combined</u>
626	0.051	.145	.082
627	0.055	.100	.069
628	0.086	.048	.074
629	0.057	.082	.065
630	0.050	.065	.055
631	0.055	.095	.068
632	0.040	.094	.058
633	0.028	.080	.045
634	0.038	.059	.045
635	0.046	.076	.056
636	0.054	.087	.065
637	0.041	.070	.051
638	0.043	.040	.042
639	0.038	.074	.049
RFD 2	0.048	.076	.057
641	0.041	.060	.047
642	0.041	.063	.048
643	0.025	.038	.030
644	0.023	.048	.031
Rexall Drugs (Zone 6)	0.003	.000	.002
American Bank Stationary Co.	0.016	.002	.011
Hamilton (Zone 6)	0.031	.032	.031
Raspeburg (Zone 6)	0.051	.037	.046
Unknown (Zone 6)	0.130	.160	.140
Total to Zone 6	<u>2.569</u>	<u>4.165</u>	<u>3.094</u>
701	0.051	.087	.063
702	0.067	.168	.100
703	0.057	.097	.070
704	0.053	.121	.075
705	0.043	.072	.052
706	0.045	.081	.057
707	0.054	.073	.060
708	0.065	.090	.073
709	0.070	.080	.073
710	0.068	.147	.094
711	0.068	.078	.071
712	0.050	.127	.075
713	0.065	.079	.070
714	0.076	.069	.074
715	0.065	.091	.074
716	0.086	.092	.088
717	0.082	.081	.081
718	0.047	.095	.063
719	0.051	.060	.054
720	0.048	.103	.066

APPENDIX A (Continued)

<u>Destination</u>	<u>Percent First Class</u>	<u>Percent Third Class</u>	<u>Percent Combined</u>
721	0.088	.068	.082
722	0.057	.091	.068
723	0.039	.072	.050
724	0.068	.096	.077
725	0.056	.073	.061
726	0.068	.100	.079
727	0.067	.092	.075
RFD 5	0.054	.123	.076
729	0.054	.090	.066
730	0.054	.069	.059
731	0.057	.078	.064
732	0.030	.048	.036
733	0.047	.061	.052
734	0.037	.048	.041
735	0.040	.074	.051
736	0.070	.081	.074
737	0.057	.080	.065
738	0.048	.055	.051
740	0.046	.104	.065
Unknown (Zone 7)	0.130	.141	.134
Gwynn Oak (Zone 7)	0.045	.042	.044
Metro Life Insurance (Zone 7)	0.038	.000	.026
739	0.054	.091	.066
Total to Zone 7	<u>2.515</u>	<u>3.668</u>	<u>2.895</u>
RFD--7	0.064	.149	.092
802	0.060	.092	.071
803	0.100	.181	.127
804	0.091	.135	.105
805	0.059	.150	.089
806	0.064	.132	.087
807	0.061	.097	.073
808	0.045	.083	.058
Boxes (Zone 8)	0.027	.028	.027
State Police (Zone 8)	0.010	.006	.008
811	0.065	.114	.082
812	0.070	.113	.084
813	0.056	.124	.079
814	0.049	.115	.071
Koinonia Foundation	0.007	.006	.006
Peoples Bank	0.014	.004	.011
Thompson Trailer	0.004	.002	.003
Southern Jobbing Co.	0.003	.003	.003
819	0.027	.054	.036
Holy Trinity Fathers	0.090	.002	.061
Pikesville (Zone 8)	0.057	.099	.071

APPENDIX A (Continued)

<u>Destination</u>	<u>Percent First Class</u>	<u>Percent Third Class</u>	<u>Percent Combined</u>
Ingram Hall	0.003	.008	.004
Woodholme Country Club	0.003	.002	.003
Unknown (Zone 8)	0.050	.104	.067
Total to Zone 8	1.079	1.803	1.318
901	0.062	.076	.067
902	0.086	.104	.092
903	0.069	.069	.069
904	0.076	.081	.078
905	0.060	.076	.065
906	0.080	.080	.080
907	0.044	.047	.045
Bendix (Zone 9)	0.012	.012	.012
909	0.083	.107	.091
910	0.049	.055	.051
911	0.035	.059	.043
Mount Washington (Zone 9)	0.058	.043	.053
Mount St. Agnes	0.015	.043	.024
Unknown (Zone 9)	0.070	.153	.097
Total to Zone 9	.799	1.005	.867
Roland Park (Zone 10)	0.041	.020	.034
1003	0.072	.142	.095
Notre Dame (Zone 10)	0.030	.056	.039
St. Mary Seminary	0.032	.047	.037
Loyola College	0.014	.069	.032
100 W University-Parkway	0.023	.028	.025
1009	0.068	.093	.077
1010	0.074	.116	.088
1011	0.080	.130	.096
1012	0.104	.134	.114
1013	0.080	.106	.089
1014	0.076	.113	.088
1015	0.090	.135	.105
1016	0.040	.044	.041
1017	0.073	.127	.091
1018	0.081	.129	.097
1019	0.090	.117	.099
1020	0.080	.128	.096
1021	0.084	.118	.095
Total to Zone 10	1.232	1.852	1.438
S. Schapiro	0.006	.009	.007
Hampden (Zone 11)	0.130	.081	.114
Noxema Cream Co.	0.052	.027	.044

APPENDIX A (Continued)

<u>Destination</u>	<u>Percent First Class</u>	<u>Percent Third Class</u>	<u>Percent Combined</u>
Wyman Park Apartments	0.030	.031	.030
W J Z	0.040	.009	.030
Barton Cotton Co.	0.016	.001	.011
Marine Hospital	0.049	.097	.065
1108	0.120	.145	.128
1109	0.064	.074	.067
1110	0.110	.086	.102
1111	0.063	.092	.072
1112	0.080	.097	.086
1113	0.123	.173	.139
1114	0.128	.089	.115
1115	0.068	.099	.078
1116	0.098	.108	.101
1117	0.076	.131	.094
Bunting Chemical Co.	0.006	.012	.008
1119	0.100	.082	.095
1120	0.072	.093	.079
1121	0.159	.131	.149
Penguin Book Co.	0.042	.002	.029
Hedwin	0.013	.013	.013
Balmar	0.011	.016	.012
Schenuit	0.009	.023	.014
American Ice Co.	0.004	.001	.003
Greenspring Dairy	0.014	.004	.010
Home for Incurables	0.015	.009	.013
Total to Zone 11	<u>1.698</u>	<u>1.735</u>	<u>1.708</u>
1201	0.060	.111	.077
1202	0.051	.109	.071
1203	0.066	.125	.086
1204	0.053	.143	.083
1205	0.070	.084	.074
1206	0.072	.085	.077
1207	0.060	.073	.065
1208	0.051	.114	.072
1209	0.071	.101	.081
1210	0.052	.104	.069
1211	0.070	.116	.085
1212	0.067	.118	.084
1213	0.064	.089	.072
1214	0.058	.111	.076
1215	0.070	.111	.083
1216	0.063	.224	.116
1217	0.044	.068	.052
1218	0.080	.121	.094
1219	0.118	.109	.115



APPENDIX A (Continued)

<u>Destination</u>	<u>Percent First Class</u>	<u>Percent Third Class</u>	<u>Percent Combined</u>
Morgan College (Zone 12)	0.065	.118	.082
1221	0.052	.096	.067
1222	0.050	.084	.061
1223	0.078	.142	.099
1224	0.051	.065	.056
1225	0.055	.082	.064
1226	0.053	.099	.068
1227	0.119	.137	.125
1228	0.071	.104	.082
1229	0.056	.270	.126
1230	0.056	.090	.067
1231	0.054	.077	.062
1232	0.048	.068	.055
1233	0.108	.140	.119
1234	0.069	.101	.079
1235	0.065	.079	.069
1236	0.092	.131	.105
1237	0.065	.104	.078
1238	0.056	.072	.061
1239	0.065	.070	.067
1240	0.053	.101	.069
Govans (Zone 12)	0.028	.024	.027
1242	0.070	.099	.079
1243	0.061	.104	.075
1244	0.057	.067	.060
1245	0.066	.080	.071
1246	0.050	.080	.060
1247	0.044	.080	.056
Towson (Zone 12)	0.012	.046	.023
1249	0.024	.058	.036
1250	0.067	.159	.097
1251	0.059	.087	.068
1252	0.059	.092	.070
1253	0.045	.080	.057
1254	0.043	.104	.063
1255	0.071	.113	.084
1256	0.042	.051	.045
1257	0.036	.072	.048
1258	0.058	.053	.056
1259	0.044	.079	.056
1260	0.012	.015	.013
1261	0.027	.031	.028
Boxes-Firms Rated (Zone 12)*	0.307	.003	.207
Unknown (Zone 12)	0.200	.200	.200
Total to Zone 12	4.103	6.123	4.772

\* Third class mail sorted to proper carrier rather than to this category.

APPENDIX A (Continued)

<u>Destination</u>	<u>Percent First Class</u>	<u>Percent Third Class</u>	<u>Percent Combined</u>
Allstate Ins. Co.	0.009	.000	.006
Boston Old Colony Ins. Co.	0.006	.000	.004
John Hancock Ins. Co.	0.013	.000	.009
Monumental Life Ins. Co.	0.007	.000	.005
Sun Life Ins. Co. of Canada	0.007	.000	.005
Equitable Life Ins. Co.	0.007	.000	.005
Life Casualty Ins. Co.	0.000	.000	.000
General Adj. Bur.	0.011	.000	.007
Metropolitan Life Ins. Co.	0.025	.000	.017
General Electric Co.	0.032	.000	.022
Rated (Zone 12)	0.024	.002	.017
Boxes (Zone 12)	0.045	.002	.031
Prudential Life Ins. Co.	0.027	.000	.018
Notre Dame Novitiate	0.020	.000	.014
L Grief	0.052	.000	.035
Associate Loan	0.007	.000	.005
Nationwide Adjust 5106 York	0.000	.000	.000
Nationwide Adjust 5405 York	0.006	.000	.004
Union Trust	0.000	.000	.000
Whiting Turner	0.005	.000	.003
Amer. Mutual	0.000	.000	.000
Total to Zone 12 Tertiary	<u>.303</u>	<u>.004</u>	<u>.207</u>
1301	0.099	.122	.106
1302	0.089	.137	.105
1303	0.083	.106	.090
1304	0.094	.079	.089
1305	0.116	.115	.116
1306	0.093	.073	.087
1307	0.083	.122	.096
1308	0.095	.139	.110
1309	0.072	.111	.085
1310	0.098	.105	.100
Monumental Life Insurance Co.	0.005	.001	.004
1312	0.074	.085	.078
1313	0.095	.088	.093
1314	0.071	.079	.074
1315	0.082	.090	.085
1316	0.107	.118	.111
1317	0.076	.093	.082
1318	0.073	.107	.084
1319	0.087	.089	.088
1320	0.076	.110	.087
1321	0.062	.135	.086
1322	0.075	.109	.086
1323	0.057	.081	.065

APPENDIX A (Continued)

<u>Destination</u>	<u>Percent First Class</u>	<u>Percent Third Class</u>	<u>Percent Combined</u>
1324	0.070	.103	.081
1325	0.063	.068	.065
1326	0.050	.066	.055
1327	0.112	.117	.113
1328	0.090	.123	.101
Saint Joseph Hospital	0.051	.051	.051
Rustless	0.012	.067	.030
Sears and Roebuck Co.	0.131	.005	.089
Metropolitan Life Insurance Co.	0.038	.000	.025
General Automatic	0.041	.018	.033
Clifton (Zone 13)	0.057	.040	.051
Unknown (Zone 13)	0.106	.147	.119
Continental Can Co-13	0.012	.009	.011
Main Office Boxes (Zone 13)	0.010	.007	.009
East End (Zone 13)	0.032	.018	.027
Total to Zone 13	<u>2.737</u>	<u>3.133</u>	<u>2.867</u>
1401	0.042	.065	.049
1402	0.052	.088	.064
1403	0.056	.083	.065
1404	0.062	.112	.078
1405	0.066	.098	.077
1406	0.071	.150	.097
1407	0.057	.091	.068
1408	0.063	.068	.064
1409	0.048	.088	.061
1410	0.043	.079	.055
1411	0.069	.101	.080
1412	0.066	.097	.076
1413	0.050	.097	.065
1414	0.075	.059	.069
1415	0.049	.068	.055
1416	0.071	.092	.078
1417	0.054	.073	.060
1418	0.060	.089	.070
1419	0.071	.067	.070
1420	0.062	.094	.072
1421	0.060	.098	.073
1422	0.058	.091	.069
1423	0.053	.088	.064
1424	0.095	.110	.100
1425	0.092	.095	.093
1426	0.071	.091	.078
1427	0.111	.122	.115
1428	0.054	.073	.060
1429	0.049	.110	.069

APPENDIX A (Continued)

<u>Destination</u>	<u>Percent First Class</u>	<u>Percent Third Class</u>	<u>Percent Combined</u>
1430	0.066	.076	.069
1431	0.081	.100	.087
1432	0.083	.115	.094
1433	0.075	.132	.094
1434	0.059	.109	.075
1435	0.063	.122	.082
1436	0.069	.144	.094
1437	0.049	.126	.074
1438	0.046	.077	.056
1439	0.047	.094	.062
1440	0.049	.051	.050
1441	0.075	.109	.086
1442	0.091	.101	.095
1443	0.036	.062	.045
1444	0.053	.082	.062
1445	0.066	.077	.070
1446	0.040	.088	.056
1447	0.073	.076	.074
1448	0.062	.077	.067
1449	0.026	.032	.028
1450	0.053	.156	.087
1451	0.038	.067	.047
Hamilton (Zone 14)	0.063	.035	.053
Raspeburg (Zone 14)	0.045	.045	.045
Metro Life Ins. Co. (Zone 14)	0.018	.000	.012
Unknown (Zone 14)	0.123	.231	.159
1452-Md-Training School	0.016	.003	.012
Total to Zone 14	<u>3.395</u>	<u>5.024</u>	<u>3.929</u>
1501	0.049	.099	.065
1502	0.047	.097	.063
1503	0.074	.125	.091
1504	0.049	.107	.068
1505	0.104	.125	.111
1506	0.069	.084	.074
1507	0.058	.116	.077
1508	0.093	.136	.107
1509	0.092	.103	.095
1510	0.068	.075	.070
1511	0.095	.101	.097
1512	0.078	.118	.091
1513	0.077	.105	.086
1514	0.061	.099	.073
1515	0.084	.135	.101
1516	0.080	.110	.090
1517	0.094	.107	.098

APPENDIX A (Continued)

<u>Destination</u>	<u>Percent First Class</u>	<u>Percent Third Class</u>	<u>Percent Combined</u>
1518	0.108	.204	.140
1519	0.078	.093	.083
1520	0.087	.112	.095
1521	0.065	.125	.085
1522	0.069	.103	.080
1523	0.062	.101	.075
1524	0.103	.097	.101
1525	0.059	.123	.080
1526	0.087	.112	.095
Unknown (Zone 15)	0.100	.217	.139
1528	0.085	.095	.088
1529	0.101	.133	.111
1530	0.051	.093	.065
1531	0.051	.092	.065
1532	0.135	.142	.137
1533	0.066	.107	.080
1534	0.056	.073	.062
1535	0.093	.120	.102
1536	0.080	.095	.085
1537	0.094	.084	.091
1538	0.070	.191	.110
1539	0.071	.136	.093
1540	0.082	.112	.092
1541	0.082	.099	.088
1542	0.273	.017	.189
1543	0.070	.090	.077
1544	0.081	.122	.095
1545	0.046	.086	.059
1546	0.059	.123	.080
1547	0.073	.060	.069
1548	0.065	.107	.078
1549	0.051	.047	.049
1550	0.068	.084	.074
1551	0.076	.120	.090
1552	0.059	.140	.086
1553	0.064	.163	.096
1554	0.062	.075	.066
1555	0.040	.049	.043
1556	0.110	.050	.091
Seton Institute	0.027	.056	.037
Rated (Zone 15)	0.056	.065	.059
Mt. Wash. Roland Park, Hampden	0.032	.047	.037
Arlington (Zone 15)	0.051	.037	.046
Gwynn Oak (Zone 15)	0.071	.079	.074
Walbrook (Zone 15)	0.034	.073	.047



APPENDIX A (Continued)

<u>Destination</u>	<u>Percent First Class</u>	<u>Percent Third Class</u>	<u>Percent Combined</u>
Receipe Food Inc.	0.019	.004	.014
Total to Zone 15	<u>4.694</u>	<u>6.395</u>	<u>5.255</u>
1601	0.067	.070	.068
1602	0.079	.110	.089
1603	0.075	.088	.079
1604	0.054	.087	.065
1605	0.077	.119	.091
Gwynn Oak (Zone 16)	0.011	.017	.013
Arlington (Zone 16)	0.033	.037	.035
1608	0.102	.085	.096
1609	0.082	.091	.085
1612	0.054	.059	.056
1613	0.074	.101	.083
Walbrook-16	0.012	.014	.012
1615	0.082	.082	.082
1617	0.064	.079	.069
1619	0.056	.074	.062
1620	0.092	.125	.103
1622	0.057	.092	.068
1623	0.064	.095	.074
1624	0.079	.096	.085
1625	0.073	.069	.072
1626	0.085	.116	.095
1627	0.059	.065	.061
Lutheran Hospital (Zone 16)	0.063	.031	.053
1629	0.114	.050	.093
1630	0.079	.089	.083
1632	0.101	.109	.103
1633	0.075	.116	.088
1634	0.080	.106	.089
1636	0.090	.074	.084
1637	0.062	.093	.072
1638	0.074	.111	.086
1639	0.065	.083	.071
Druid (Zone 16)	0.037	.036	.036
Unknown (Zone 16)	0.063	.080	.069
Rated (Zone 16)	0.007	.000	.005
Total to Zone 16	<u>2.341</u>	<u>2.749</u>	<u>2.475</u>
1700	0.064	.083	.070
1701	0.058	.121	.079
1702	0.051	.082	.061
1703	0.073	.130	.092
1704	0.080	.117	.092
1705	0.060	.085	.068

APPENDIX A (Continued)

<u>Destination</u>	<u>Percent First Class</u>	<u>Percent Third Class</u>	<u>Percent Combined</u>
1706	0.055	.091	.067
1707	0.093	.112	.099
1708	0.062	.111	.078
1709	0.091	.114	.098
1710	0.085	.090	.086
1711	0.072	.095	.080
1712	0.067	.065	.066
1713	0.079	.101	.086
1714	0.071	.100	.080
1715	0.053	.081	.062
1716	0.091	.105	.096
1717	0.064	.095	.074
1718	0.091	.087	.090
1719	0.113	.077	.101
1720	0.052	.064	.056
1721	0.058	.076	.064
1722	0.089	.098	.092
1723	0.063	.098	.074
1724	0.075	.082	.077
1725	0.061	.065	.062
1726	0.063	.073	.066
1727	0.068	.128	.088
1728	0.088	.124	.100
1729	0.080	.110	.090
Franklin (Zone 17)	0.021	.020	.021
Walbrook (Zone 17)	0.048	.054	.050
1730	0.088	.078	.085
1731	0.094	.100	.096
1732	0.064	.091	.073
1733	0.094	.115	.101
1734	0.078	.114	.090
1735	0.050	.067	.056
West Case (Zone 17)	0.023	.037	.028
1736	0.103	.129	.112
1737	0.050	.075	.058
Home Beneficial Life Ins. Co-17	0.007	.000	.005
Provident Hospital-17	0.014	.033	.020
Womens Hospital-17	0.048	.025	.040
Druid (Zone 17)	0.029	.022	.027
Rivera Apartments-17	0.003	.009	.005
Rated (Zone 17)	0.037	.002	.026
Main Office Boxes (Zone 17)	0.005	.008	.006
Temple Garden Apts	0.031	.041	.034
Emersonian Apts	0.012	.025	.016
Esplanade Apts	0.018	.031	.022
Marlborough Apartments	0.013	.024	.017

APPENDIX A (Continued)

<u>Destination</u>	<u>Percent First Class</u>	<u>Percent Third Class</u>	<u>Percent Combined</u>
Pennsylvania Produce Terminal	0.020	.004	.015
Unknown (Zone 17) .	0.059	.072	.063
Cannon Shoe Company-17	0.019	.016	.018
Total to Zone 17	3.198	4.052	3.478
1801	0.077	.178	.110
1802	0.100	.151	.117
1803	0.124	.194	.147
1804	0.106	.192	.135
1805	0.028	.033	.029
1806	0.173	.123	.156
1807	0.099	.045	.081
1808	0.058	.092	.069
1809	0.099	.161	.120
1810	0.092	.121	.101
1811	0.118	.094	.110
1812	0.070	.092	.077
1813	0.096	.082	.091
1814	0.128	.086	.114
1815	0.049	.086	.061
1816	0.071	.076	.073
1817	0.090	.190	.123
1818	0.169	.121	.153
1819	0.119	.074	.104
1820	0.221	.074	.172
1821	0.092	.043	.076
1822	0.057	.090	.068
1823	0.064	.074	.067
1824	0.122	.088	.111
1825	0.113	.106	.111
1826	0.063	.057	.061
1827	0.097	.080	.092
Johns Hopkins U. (Zone 18)	0.205	.566	.324
1829	0.067	.082	.072
1830	0.074	.090	.079
1831	0.086	.090	.087
1832	0.061	.057	.060
1833	0.064	.072	.066
1834	0.087	.082	.085
1835	0.054	.080	.062
1836	0.039	.043	.040
1837	0.047	.069	.054
1838	0.057	.072	.062
1839	0.084	.092	.087
1840	0.063	.078	.068
1841	0.170	.084	.142
1842	0.112	.061	.095

## APPENDIX A (Continued)

<u>Destination</u>	<u>Percent First Class</u>	<u>Percent Third Class</u>	<u>Percent Combined</u>
1843	0.105	.112	.107
1844	0.090	.100	.093
1845	0.061	.082	.068
1846	0.080	.157	.106
1847	0.079	.059	.072
Firms (Zone 18)*	0.692	.000	.464
1849	0.090	.084	.088
1850	0.071	.102	.081
1851	0.063	.084	.070
1852	0.070	.088	.076
1853	0.067	.102	.079
1854	0.058	.098	.071
1855	0.084	.080	.083
1856	0.073	.080	.075
1858	0.080	.102	.087
1859	0.084	.096	.088
1860	0.071	.078	.073
Commissioner Motor Vehicles	0.169	.002	.114
1862	0.087	.074	.083
Unknown (Zone 18)	0.314	.358	.329
Boxes and Rated (Zone 18)	0.163	.029	.119
Total to Zone 18	<u>6.616</u>	<u>6.388</u>	<u>6.538</u>
Alexander and Alexander	0.019	.000	.013
Allied Ins. Co.	0.009	.000	.006
Ambassador Apts	0.032	.000	.021
Blackstone Apts	0.011	.000	.007
Calvert Drug	0.013	.000	.008
Cambridge Arms Apt.	0.017	.000	.012
Charge It	0.123	.000	.082
Fridgidare Corp	0.007	.000	.005
Greenway Apts	0.024	.000	.016
Hopkins Apts	0.022	.000	.015
Homewood Apts	0.022	.000	.015
International Harvester	0.007	.000	.004
John Deere Plow Co.	0.009	.000	.006
NY Life Ins. Co.	0.024	.000	.016
Peterson Howell and Heather	0.012	.000	.008
Sharp and Dohme	0.007	.000	.005
Socony Vac Oil Co.	0.002	.000	.002
State Health	0.034	.000	.023
Swift and Co.	0.002	.000	.002
US Veterans Hosp	0.014	.000	.010
Warrenton Apts	0.017	.000	.011
Board of Education	0.041	.000	.027
Norway Apts	0.026	.000	.018

\*Third class mail sorted to proper carrier rather than to this category.

APPENDIX A (Continued)

<u>Destination</u>	<u>Percent First Class</u>	<u>Percent Third Class</u>	<u>Percent Combined</u>
Union Memorial Hospital	0.077	.000	.051
WBAL	0.067	.000	.045
Holdout (Zone 18)	0.056	.000	.037
Total to Zone 18 Tertiary	<u>.694</u>	<u>.000</u>	<u>.465</u>
JAGO	0.002	.000	.002
Central Records Facilities	0.005	.000	.003
Student Det Enlisted	0.023	.001	.016
Headquarters and Hqtrs Co.	0.012	.003	.009
Student Det Officers	0.017	.001	.012
Message Center (Zone 19)	0.036	.004	.026
Fort Holabird	0.032	.002	.022
RD 10 (Zone 19)	0.051	.110	.070
1903	0.047	.111	.068
1904	0.044	.068	.052
1905	0.034	.095	.054
1906	0.060	.090	.070
Sparrows Point Boxes	0.031	.021	.027
1910	0.060	.113	.077
1911	0.055	.100	.070
Bethlehem Steel Co.	0.085	.055	.075
Fort Howard	0.018	.042	.026
Fort Howard Hospital	0.043	.014	.034
Unknown (Zone 19)	0.029	.050	.036
Sparrows Polids	0.013	.013	.013
Arcrods	0.006	.007	.006
Rheem	0.020	.011	.017
Total to Zone 19	<u>.723</u>	<u>.911</u>	<u>.785</u>
2001	0.012	.042	.022
2002	0.004	.000	.003
RFD-16	0.065	.096	.075
2005	0.055	.068	.059
2010	0.053	.068	.058
2011	0.049	.066	.055
2012	0.072	.094	.079
2013	0.057	.093	.069
2014	0.077	.106	.086
Middle River (Zone 20)	0.035	.032	.034
2016	0.062	.098	.074
2017	0.056	.081	.065
2018	0.061	.051	.057
2019	0.066	.104	.078
2020	0.046	.051	.048
2021	0.053	.054	.053
RFD-14	0.065	.095	.075



APPENDIX A (Continued)

<u>Destination</u>	<u>Percent First Class</u>	<u>Percent Third Class</u>	<u>Percent Combined</u>
RFD-15	0.055	.091	.067
Total to Zone 20	<u>.943</u>	<u>1.290</u>	<u>1.057</u>
2101	0.080	.098	.086
2102	0.046	.088	.060
2103	0.062	.122	.082
2104	0.061	.080	.067
2105	0.063	.118	.081
2106	0.059	.097	.071
Firms (Zones 20 and 21)	0.034	.000	.023
RFD 13	0.040	.068	.049
2109	0.050	.099	.066
2110	0.063	.098	.075
2111	0.065	.095	.075
2112	0.085	.140	.103
2113	0.065	.078	.069
2114	0.039	.059	.046
Essex (Zone 21)	0.038	.035	.037
2116	0.070	.116	.086
2117	0.130	.150	.136
2118	0.065	.072	.067
2119	0.048	.112	.069
RFD 1	0.040	.062	.048
2121	0.078	.113	.090
2124	0.048	.059	.051
2127	0.061	.084	.069
Unknown	0.088	.000	.059
Total to Zone 21	<u>1.478</u>	<u>2.043</u>	<u>1.665</u>
Highlandtown (Zone 22)	0.017	.040	.025
2202	0.010	.019	.013
2203	0.032	.027	.031
2204	0.037	.060	.044
2205	0.054	.076	.061
Dundalk (Zone 22)	0.086	.060	.077
Unknown (Zone 22)	0.071	.161	.101
2208	0.048	.095	.063
2209	0.042	.106	.063
2210	0.038	.074	.050
2211	0.051	.094	.065
2212	0.071	.074	.072
2213	0.045	.071	.053
2214	0.042	.106	.063
2215	0.053	.074	.060
2216	0.092	.155	.113

APPENDIX A (Continued)

<u>Destination</u>	<u>Percent First Class</u>	<u>Percent Third Class</u>	<u>Percent Combined</u>
2217	0.065	.105	.078
2218	0.073	.180	.108
2219	0.042	.114	.065
2220	0.053	.097	.067
2221	0.057	.098	.071
2222	0.068	.118	.084
2223	0.037	.092	.055
2224	0.047	.110	.068
2225	0.031	.084	.049
2226	0.066	.092	.075
2227	0.049	.090	.062
2228	0.040	.074	.051
2229	0.060	.109	.076
2230	0.059	.123	.080
2231	0.032	.078	.047
2232	0.053	.099	.068
2233	0.049	.115	.071
2234	0.065	.141	.090
2235	0.050	.097	.065
2236	0.050	.099	.066
2237	0.048	.111	.069
2238	0.049	.076	.058
2239	0.049	.111	.069
2240	0.053	.095	.067
2241	0.049	.084	.061
2242	0.044	.106	.064
Total to Zone 22	<u>2.127</u>	<u>3.990</u>	<u>2.738</u>
Westinghouse (Zone 23)	0.018	.004	.014
2302	0.107	.067	.094
2303	0.080	.065	.075
2304	0.127	.079	.111
2305	0.108	.086	.101
2306	0.072	.051	.065
B and O (Zone 23)	0.005	.007	.006
Main Office Boxes (Zone 23)	0.027	.032	.028
2309	0.135	.108	.126
2310	0.124	.090	.113
2311	0.139	.096	.125
2312	0.122	.110	.118
2313	0.080	.089	.083
Lasting Products Co.	0.010	.011	.011
Bon Secours Hospital	0.083	.017	.061
2316	0.073	.101	.082
2317	0.092	.089	.091
2318	0.092	.104	.096

APPENDIX A (Continued)

<u>Destination</u>	<u>Percent First Class</u>	<u>Percent Third Class</u>	<u>Percent Combined</u>
2320	0.131	.114	.125
C. D. Kenny Co.	0.013	.004	.010
Englander Co. 330 Warwick Ave.	0.007	.004	.006
2323	0.101	.104	.102
2324	0.085	.066	.079
2325	0.089	.101	.093
2326	0.103	.071	.093
2327	0.113	.013	.080
Princess Shopp-23	0.004	.001	.003
Louis Marcus Co-23	0.048	.004	.033
2330	0.082	.072	.079
2331	0.091	.082	.088
2332	0.062	.066	.063
2333	0.088	.078	.085
2334	0.109	.087	.102
Rated (Zone 23)	0.056	.001	.038
Comfy Manufacturing Co-23	0.039	.003	.028
Corkran Hill Co-23	0.019	.012	.017
Md. Lumber Co. 300 N Warwick Ave	0.007	.007	.007
Franklin Square Hospital	0.063	.011	.046
Unknown (Zone 23)	0.131	.113	.125
Franklin (Zone 23)	0.045	.030	.040
Seaboard Bros.	0.004	.001	.003
Ovelmo	0.018	.000	.012
Total to Zone 23	<u>3.002</u>	<u>2.251</u>	<u>2.757</u>
2401	0.075	.083	.078
2402	0.072	.085	.076
2403	0.071	.139	.094
2404	0.092	.136	.107
2405	0.094	.098	.095
2406	0.073	.103	.083
2407	0.060	.121	.080
Main Office Boxes --24	0.047	.043	.046
2409	0.070	.117	.085
2410	0.088	.120	.098
2411	0.083	.096	.087
Highlandtown Boxes	0.125	.050	.100
2413	0.171	.139	.160
2414	0.080	.126	.095
2415	0.087	.104	.093
2416	0.083	.113	.093
Patterson (Zone 24)	0.033	.032	.032
2418	0.102	.116	.107
2419	0.085	.157	.109

## APPENDIX A (Continued)

<u>Destination</u>	<u>Percent First Class</u>	<u>Percent Third Class</u>	<u>Percent Combined</u>
2420	0.073	.143	.096
2421	0.059	.083	.067
2422	0.098	.126	.107
2423	0.080	.079	.080
2424	0.075	.107	.086
2425	0.058	.089	.069
2426	0.102	.155	.119
2427	0.017	.034	.023
2428	0.074	.108	.085
2429	0.057	.025	.046
2430	0.050	.060	.053
2431	0.080	.096	.085
2432	0.094	.108	.099
2433	0.082	.149	.104
2434	0.070	.055	.065
2435	0.045	.041	.044
2436	0.046	.084	.059
Firms and Rated (Zone 24)	0.403	.341	.383
2439	0.046	.084	.059
2440	0.069	.065	.068
2441	0.054	.061	.056
Unknown (Zone 24)	0.109	.145	.121
Highlandtown (Zone 24)	0.013	.006	.011
Total to Zone 24	3.445	4.222	3.703
Rated-Highlandtown Tertiary	0.037	.001	.025
AA Chemical Co.	0.008	.003	.006
American Can Co.	0.013	.013	.013
Amer Smelting and Refining Co.	0.009	.022	.013
Anchor Post	0.024	.014	.021
City Hospital	0.076	.070	.074
American Standard Radiator	0.010	.018	.012
Continental Can Co.	0.011	.008	.010
Cross and Blackwell	0.024	.026	.024
Gunther Brewery	0.018	.014	.017
National Brewery No. Box No.	0.024	.017	.022
Pemco	0.014	.026	.018
Pompeian Oil	0.022	.022	.022
I C Isaac Co.	0.029	.005	.021
Rubberoid Co.	0.007	.006	.007
Westn Elec Co. 2300 Broening Hy	0.003	.000	.002
Standard Oil	0.009	.013	.010
Westn Elec Co. 2500 Broening Hy	0.045	.048	.046

APPENDIX A (Continued)

<u>Destination</u>	<u>Percent First Class</u>	<u>Percent Third Class</u>	<u>Percent Combined</u>
Langenfelter	0.015	.005	.012
Weiskettle	0.007	.009	.008
Total to Zone 24 Tertiary	<u>.405</u>	<u>.340</u>	<u>.383</u>
Brooklyn (Zone 25)	0.011	.008	.010
Brooklyn Boxes	0.082	.043	.069
2503	0.082	.096	.087
2504	0.055	.053	.055
2505	0.101	.097	.099
2506	0.081	.079	.081
2507	0.097	.067	.087
2508	0.079	.072	.077
2509	0.072	.075	.073
2510	0.116	.120	.117
2511	0.077	.072	.075
2512	0.091	.099	.094
2513	0.123	.090	.112
2514	0.075	.069	.073
2515	0.063	.046	.057
2516	0.115	.069	.100
2517	0.097	.124	.106
2518	0.083	.096	.087
2519	0.087	.059	.078
2520	0.011	.006	.009
2521	0.068	.054	.063
Total to Zone 25	<u>1.666</u>	<u>1.494</u>	<u>1.609</u>
2601	0.069	.115	.084
2602	0.056	.060	.058
2603	0.050	.099	.066
2604	0.033	.071	.045
2605	0.057	.059	.057
Curtis Bay (Zone 26)	0.012	.008	.011
Coast Guard Yard	0.021	.023	.022
Curtis Bay Boxes	0.043	.058	.048
Friendship Internl Airport	0.006	.008	.006
Metro Life Insurance Co. (Zone 26)	0.002	.000	.001
Halethorpe (Zone 26)	0.002	.001	.001
Unknown (Zone 26)	0.025	.056	.035
Main Office Boxes (Zone 26)	0.008	.017	.011
Glen Burnie	0.002	.005	.003
Total to Zone 26	<u>.386</u>	<u>.580</u>	<u>.449</u>



APPENDIX A (Continued)

<u>Destination</u>	<u>Percent First Class</u>	<u>Percent Third Class</u>	<u>Percent Combined</u>
Main Office Boxes (Zone 27)	0.012	.042	.022
2702	0.053	.119	.075
2703	0.045	.112	.067
2704	0.029	.102	.053
2705	0.028	.103	.053
2706	0.023	.086	.044
2707	0.033	.082	.049
2708	0.054	.098	.068
2709	0.041	.093	.058
2710	0.067	.092	.075
2711	0.031	.085	.049
2712	0.040	.115	.065
2713	0.024	.074	.040
2714	0.032	.108	.057
Brooklyn and Curtis Bay-27	0.009	.019	.012
2716	0.033	.096	.054
2717	0.035	.110	.060
2718	0.036	.070	.047
2719	0.036	.110	.060
2720	0.034	.099	.055
2721	0.032	.077	.047
Maryland (Zone 27)	0.002	.006	.003
Carroll (Zone 27)	0.014	.033	.020
Halethorpe (Zone 27)	0.073	.089	.078
Unknown (Zone 27)	0.029	.091	.049
RFD 4	0.035	.118	.063
2727	0.042	.128	.071
2728	0.038	.082	.053
Total to Zone 27	.960	2.439	1.447
2801	0.065	.072	.068
2802	0.051	.092	.065
2803	0.048	.090	.062
2804	0.060	.135	.084
2805	0.067	.114	.082
2806	0.062	.104	.076
2807	0.083	.137	.101
2808	0.055	.072	.060
2809	0.049	.095	.065
2810	0.044	.085	.058
2811	0.083	.096	.088
2812	0.061	.106	.075
2813	0.057	.107	.073
2814	0.035	.059	.043
2815	0.064	.126	.084
2816	0.047	.069	.054

APPENDIX A (Continued)

<u>Destination</u>	<u>Percent First Class</u>	<u>Percent Third Class</u>	<u>Percent Combined</u>
2817	0.057	.100	.071
2818	0.042	.063	.049
2819	0.053	.084	.063
2820	0.049	.078	.058
Catonsville (Zone 28)	0.020	.042	.027
2822	0.053	.068	.058
2823	0.061	.095	.072
2824	0.076	.081	.077
2825	0.052	.077	.060
2826	0.059	.106	.074
Unknown (Zone 28)	0.054	.108	.072
2828	0.045	.053	.048
Catonsville National Bank	0.026	.003	.018
2830	0.010	.016	.012
2831	0.037	.042	.039
Boxes (Zone 28)	0.032	.027	.031
Carroll (Zone 28)	0.031	.060	.041
St. Charles College	0.026	.026	.026
Spring Grove State Hospital	0.044	.021	.036
Total to Zone 28	1.758	2.709	2.070
2902	0.092	.080	.088
Pittsburgh Plate Glass Co.	0.021	.009	.017
2903	0.070	.108	.082
2904	0.042	.041	.042
2905	0.048	.114	.070
2906	0.072	.112	.085
2907	0.057	.039	.051
Mrs. Filbert Margarine Co.	0.019	.005	.015
2909	0.061	.093	.071
2910	0.040	.075	.051
2911	0.055	.080	.063
2912	0.061	.082	.068
2913	0.057	.077	.063
2914	0.071	.084	.075
2915	0.049	.075	.057
2916	0.051	.086	.063
2917	0.110	.114	.111
2918	0.065	.089	.073
2919	0.057	.103	.072
2920	0.094	.079	.089
2921	0.062	.080	.068
Commercial Credit Corp	0.028	.000	.019
2923	0.072	.101	.081
2924	0.068	.084	.073
2925	0.127	.153	.136

APPENDIX A (Continued)

<u>Destination</u>	<u>Percent First Class</u>	<u>Percent Third Class</u>	<u>Percent Combined</u>
2926	0.072	.063	.069
2927	0.045	.057	.049
2928	0.072	.063	.069
Western Auto	0.011	.003	.008
2930	0.070	.089	.076
2931	0.064	.066	.065
2932	0.073	.141	.095
2933	0.056	.085	.065
2934	0.068	.122	.085
2935	0.063	.081	.069
St. Agnes Hospital	0.063	.043	.057
2937	0.058	.105	.074
2938	0.076	.085	.079
2939	0.061	.067	.063
2940	0.061	.081	.067
2941	0.081	.091	.085
2942	0.058	.055	.057
Catonville (Zone 29)	0.034	.048	.039
2944	0.069	.067	.068
2945	0.085	.090	.087
Baltimore Sales Book	0.032	.018	.027
Carroll (Zone 29)	0.041	.018	.034
2948	0.060	.080	.067
Unknown (Zone 29)	0.096	.237	.142
Total to Zone 29	<u>3.018</u>	<u>3.818</u>	<u>3.279</u>
Main Office Boxes--30	0.076	.081	.078
3002	0.059	.038	.052
3003	0.069	.070	.070
3004	0.085	.078	.083
3005	0.095	.079	.090
3006	0.094	.057	.082
3007	0.130	.129	.130
Bethlehem Ship Building (Zone 30)	0.026	.007	.020
3009	0.058	.067	.061
3010	0.103	.089	.099
3011	0.085	.053	.075
3012	0.109	.077	.098
3013	0.083	.061	.076
3014	0.096	.059	.084
Cats Paw (Zone 30)	0.035	.025	.032
3016	0.075	.069	.073
3017	0.087	.115	.096
3018	0.092	.129	.105
3019	0.078	.118	.091

APPENDIX A (Continued)

<u>Destination</u>	<u>Percent First Class</u>	<u>Percent Third Class</u>	<u>Percent Combined</u>
3020	0.110	.126	.115
3021	0.097	.076	.090
Unknown (Zone 30)	0.150	.164	.155
3023	0.060	.075	.065
3024	0.102	.112	.105
3025	0.076	.117	.089
3026	0.054	.075	.061
3027	0.064	.091	.073
3028	0.054	.049	.053
South (Zone 30)	0.029	.018	.025
3030	0.135	.113	.128
3031	0.090	.049	.076
3032	0.072	.103	.082
3033	0.077	.095	.083
3034	0.101	.050	.084
3035	0.054	.095	.068
South Station Boxes (Zone 30)	0.011	.011	.011
3037	0.076	.080	.077
3038	0.045	.020	.037
3039	0.077	.089	.081
3040	0.053	.053	.053
Firms (Zone 30)	0.349	.193	.298
<b>Total to Zone 30</b>	<b>3.471</b>	<b>3.255</b>	<b>3.404</b>
Baltimore Transit	0.015	.013	.014
Elliott Mach	0.013	.030	.019
US Printing Litho	0.005	.004	.004
Read Drug	0.046	.022	.038
Seaboard Steel	0.005	.000	.004
M. Shaivitz	0.014	.005	.011
CocaCola	0.010	.005	.008
Davis Masury	0.019	.023	.021
Maryland Match	0.007	.001	.005
Maryland Cup	0.019	.001	.013
Swindell Glass	0.006	.004	.006
Eastern Venetian Blind	0.050	.027	.043
W. T. Cowan	0.010	.001	.007
Co-Oper Mills	0.023	.022	.023
Maryland Bakery	0.005	.001	.004
Maryland Paper	0.011	.005	.009
Rated (Zone 3)	0.026	.001	.018
South Baltimore Hospital	0.030	.016	.025
Baltimore Paint and Color	0.022	.008	.018
Shofer Furn	0.012	.003	.009
<b>Total to Zone 30 Tertiary</b>	<b>.348</b>	<b>.192</b>	<b>.299</b>

## APPENDIX A (Continued)

<u>Destination</u>	<u>Percent First Class</u>	<u>Percent Third Class</u>	<u>Percent Combined</u>
3103	0.052	.026	.043
3104	0.071	.076	.073
3105	0.079	.083	.080
3106	0.075	.075	.075
3110	0.053	.042	.049
3111	0.063	.068	.065
3112	0.072	.066	.070
3113	0.092	.095	.093
Main Office Boxes (Zone 31)	0.004	.002	.004
3119	0.085	.111	.093
3120	0.081	.100	.087
3124	0.075	.060	.070
3125	0.087	.110	.094
3126	0.078	.075	.077
3127	0.078	.117	.091
Unknown (Zone 31)	0.043	.065	.051
3131	0.069	.075	.071
3132	0.078	.066	.074
Highlandtown (Zone 31)	0.016	.017	.016
Patterson (Zone 31)	0.023	.018	.021
Church Home Infirmary	0.058	.021	.046
Ruckert Term Corp	0.008	.006	.007
Amer. Oil Co.	0.002	.000	.001
Total to Zone 31	1.342	1.374	1.351
American Credit	0.008	0.004	0.006
Army and Air Force Exchange	0.031	0.002	0.021
Arundel Corp	0.021	0.005	0.015
Baltimore City Jail	0.010	0.003	.008
Balt. Fed. Savings & Loan	0.090	0.005	.062
B & O Charles & Balt Sts	0.131	0.000	.088
B & O Lombard & Libty Sts	0.009	0.000	.006
B & O Camden Station	0.022	0.000	.015
Baltimore Life Insurance Co.	0.010	0.004	.008
Baugh & Sons Co.	0.006	0.006	.006
Baumgartner Downing	0.000	0.001	.000
Blums Inc	0.010	0.007	.009
Bragers	0.039	0.005	.028
Alex Brown & Sons	0.021	0.009	.017
Bull S S Co	0.008	0.001	.006
Calvert Fire Insurance	0.015	0.005	.012
C & P Phone Co., St Paul St	0.009	0.008	.009
C & P Phone Co., Light St	0.033	0.002	.023
Castlebergs	0.009	0.001	.007
City Tax Collector	0.093	0.000	.063
Wm H. Cole & Sons	0.000	0.000	.000



APPENDIX A (Continued)

<u>Destination</u>	<u>Percent First Class</u>	<u>Percent Third Class</u>	<u>Percent Combined</u>
Collector of Customs	0.003	0.000	.002
Commercial Credit	0.023	0.016	.021
Conn. Genl Life Ins Co	0.005	0.000	.003
Dept. of Public Welfare	0.033	0.002	.023
Dir Internal Revenue 28 Hpk Pl	0.035	0.000	.023
Dir Internal Revenue Custom	0.241	0.000	.162
Eastern Acc Corp	0.020	0.000	.013
Emerson Drum	0.013	0.006	.011
Enoch Pratt Library	0.016	0.010	.014
Equitable Life Assn Cashier	0.009	0.000	.006
Eutaw Savings Bank	0.008	0.002	.006
Employee Corp.	0.000	0.000	.000
Fidelity Bank	0.055	0.000	.037
General Elec Credit	0.000	0.000	.000
Grants 5 and 10	0.006	0.000	.004
Gulf Oil Co	0.003	0.001	.002
Julius Gutman	0.043	0.005	.030
I Hamburger & Sons	0.036	0.002	.025
Harford Acc & Ind	0.000	0.000	.000
Robert & Heard	0.002	0.001	.001
Hecht Co.	0.125	0.017	.089
N Hess and Sons	0.017	0.002	.012
Hochschild Kohn	0.058	0.001	.039
Hoffberger	0.024	0.001	.016
Home Ins Co	0.016	0.000	.011
Home Mutual Ins Co	0.011	0.001	.008
Home Utilities	0.003	0.002	.003
House Hold Loan	0.007	0.000	.005
Howard Crook Co.	0.004	0.003	.004
Hutzler Bros.	0.094	0.001	.063
Hynson Wescott & Dunning	0.022	0.002	.016
Insurance Co. of North Amer.	0.024	0.001	.016
Josephite Fathers	0.009	0.001	.006
Moses Kahn & Sons	0.012	0.003	.009
S & N Katz Inc	0.031	0.002	.021
Postage Due Firms A-L	0.002	0.000	.002
Unknown Firms A-L	0.100	0.014	.072
Boxes-Firms A-L	0.010	0.002	.007
Leon Levy	0.063	0.001	.043
Liberty Bell Studio	0.009	0.000	.006
Liberty Mutual Ins Co	0.034	0.001	.023
Loyola Bldg & Loan	0.047	0.002	.032
Holdouts	0.029	0.000	.020
Firms M-Z	0.064	0.000	.043
Total to Firms A-L	1.941	.170	1.358

## APPENDIX A (Continued)

<u>Destination</u>	<u>Percent First Class</u>	<u>Percent Third Class</u>	<u>Percent Combined</u>
Maryland General Hospital	0.016	0.000	.011
Meed Miller Co.	0.006	0.000	.004
McCormick Co.	0.059	0.008	.042
Maryland Fire Underwriters	0.008	0.000	.006
Maryland Hospital Service	0.076	0.000	.051
Maryland Penitentiary	0.052	0.003	.036
Md Unemployment Compensation	0.060	0.000	.040
A. L. Mathias	0.005	0.001	.004
May Co.	0.043	0.000	.029
Mercantile Safe Deposit Trust	0.101	0.017	.073
Mercy Hospital	0.101	0.017	.073
Metro Life Ins 113 E Balto St	0.000	0.000	.000
Metro Life Ins 31 Light St	0.013	0.000	.009
Metro Life Ins 341 Calvert St	0.005	0.000	.004
Monumental Life Ins Co	0.045	0.001	.030
Mutual Benefit Health Ins	0.003	0.000	.002
Penn Mutual Life Ins	0.002	0.000	.001
Penn Threshermens Farmers Inc.	0.012	0.000	.008
Peoples Court	0.021	0.000	.014
Peoples Life Ins Co	0.022	0.000	.015
Police Dept	0.019	0.001	.013
Probation Dept	0.111	0.000	.075
Proctor and Gamble	0.010	0.000	.007
Provident Savings Bank	0.096	0.001	.064
Ramsay Scarlett Co.	0.005	0.000	.004
Real Estate Title Co.	0.003	0.000	.002
Reliable Stores	0.005	0.002	.004
Rices Bakery	0.009	0.002	.007
Riggs Warfield Rolason	0.031	0.002	.021
James W. Rouse & Co.	0.041	0.002	.028
Schleisner Co.	0.008	0.001	.006
Social Security	0.019	0.000	.012
State Accident Fund	0.016	0.000	.011
State Tax Comm	0.000	0.000	.000
State Dept of Educators	0.012	0.001	.008
State Dept Budget Procurement	0.025	0.000	.017
Workmans Compensation Comm	0.033	0.000	.022
Stein Bros and Boyce	0.012	0.005	.010
Stewart & Co.	0.067	0.005	.047
Sun Life Ins. Co.	0.058	0.003	.040
Title Guarantee Co.	0.002	0.000	.002
Traffic Court	0.057	0.000	.038
Travelers Ins Co.	0.035	0.000	.024
Union Trust 1226 N Charles St	0.063	0.000	.042

APPENDIX A (Continued)

<u>Destination</u>	<u>Percent First Class</u>	<u>Percent Third Class</u>	<u>Percent Combined</u>
United Clay Products Co.	0.006	0.000	.004
Universal Carloading Dist Co	0.004	0.000	.003
Universal Finance	0.008	0.000	.005
University Hospital	0.043	0.002	.030
Van Sant Dugdale Co.	0.019	0.010	.016
Veterans Administration	0.010	0.000	.007
Waverly Press	0.037	0.002	.025
WCAO Radio	0.012	0.000	.008
Weaver Bros	0.027	0.000	.018
Welsh Construction Co.	0.010	0.000	.007
Western Maryland R R	0.012	0.004	.010
Postage Due (Firms M-Z)	0.005	0.000	.004
Unknown (Firms M-Z)	0.048	0.002	.033
Boxes (Firms M-Z)	0.007	0.000	.005
WFBR	0.014	0.001	.010
Whitaker Paper Co.	0.019	0.001	.013
Zamoiski, Jos M	0.016	0.001	.011
Holdouts	0.066	0.000	.044
Shillcrafty	0.008	0.000	.005
Total to Firms M-Z	<u>1.782</u>	<u>.084</u>	<u>1.238</u>

APPENDIX B

Tabulation of Estimated Percentages of the Total  
Volume to Each Destination for Baltimore  
Incoming First Class Mail

Largest 200 Destinations Listed by Name

	<u>Percent</u>	<u>Cumulative Percent</u>	
001	Dept Health Education Welfare	1.918	1.918
002	Montgomery Ward 32	1.096	3.014
003	American Oil Co (Box 1956)	00.672	3.686
004	Gas and Electric Co	00.672	4.358
005	Boxes (Zone 2)	00.295	4.653
006	1542	00.273	4.926
007	Section 10 1381-1491	00.256	5.182
008	Dir Internal Revenue Custom	00.241	5.423
009	Esso	00.241	5.664
010	251	00.238	5.902
011	Internal Revenue	00.229	6.131
012	208	00.227	6.358
013	Sunpapers	00.225	6.583
014	1820	00.221	6.804
015	241	00.215	7.019
016	Johns Hopkins U (Zone 18)	00.205	7.224
017	Johns Hopkins Hospital	00.201	7.425
018	Section 13 1621-1717	00.193	7.618
019	Hecht Co.	00.185	7.803
020	Section 9 1231-1378	00.185	7.988
021	140	00.184	8.172
022	245	00.184	8.356
023	248	00.184	8.540
024	Hutzler Bros.	00.183	8.723
025	Mrs Filberts Box 26	00.183	8.906
026	News-Post Contest	00.183	9.089
027	210	00.180	9.269
028	B & O (Zone 1)	00.178	9.447
029	1806	00.173	9.620
030	Blue Cross	00.173	9.793
031	Hochschild Kohn Co.	00.173	9.966
032	148	00.171	10.137
033	2413	00.171	10.308
034	1841	00.170	10.478
035	243	00.169	10.647
036	1818	00.169	10.816
037	Commissioner Motor Vehicles	00.169	10.985
038	252	00.167	11.152
039	416	00.167	11.319
040	254	00.164	11.483

## APPENDIX B (Continued)

		<u>Percent</u>	<u>Cumulative Percent</u>
041	Section 12 1501-1617	00.164	11.647
042	Unemployment'Comp Libty St	00.164	11.811
043	USF & G Co	00.162	11.973
044	1121	00.159	12.132
045	Section 4 451-598	00.158	12.290
046	145	00.154	12.444
047	Equitable Trust Co	00.152	12.596
048	Union Trust Co	00.152	12.748
049	112	00.149	12.897
050	255	00.149	13.046
051	262	00.149	13.195
052	144	00.145	13.340
053	127	00.142	13.482
054	Section 1 1-148	00.141	13.623
055	244	00.140	13.763
056	Boxes (Zone 1)	00.140	13.903
057	2311	00.139	14.042
058	Glen L. Martin	00.139	14.181
059	410	00.137	14.318
060	1532	00.135	14.453
061	2309	00.135	14.588
062	3030	00.135	14.723
063	116	00.134	14.857
064	235	00.133	14.990
065	First Natl Bank	00.133	15.123
066	141	00.132	15.255
067	250	00.131	15.386
068	2320	00.131	15.517
069	B & O Charles and Balt Sts	00.131	15.648
070	Sears & Roebuck Co	00.131	15.779
071	2117	00.130	15.909
072	3007	00.130	16.039
073	Hampden (Zone 11)	00.130	16.169
074	132	00.129	16.298
075	431	00.129	16.427
076	517	00.128	16.555
077	1114	00.128	16.683
078	1814	00.128	16.811
079	212	00.127	16.938
080	2304	00.127	17.065
081	2925	00.127	17.192
082	Section 7 931-1078	00.127	17.319
083	147	00.125	17.444
084	151	00.125	17.569
085	Hecht Co	00.125	17.694
086	Highlandtown Boxes	00.125	17.819
087	Mercantile Safe Deposit Trust	00.125	17.944



## APPENDIX B (Continued)

		<u>Percent</u>	<u>Cumulative Percent</u>
088	Section 6 781-928	00.125	18.069
089	Section 15 1835-1917	00.125	18.194
090	217	00.124	18.318
091	232	00.124	18.442
092	1803	00.124	18.566
093	2310	00.124	18.690
094	143	00.123	18.813
095	1113	00.123	18.936
096	2513	00.123	19.059
097	Charge It	00.123	19.182
098	230	00.122	19.304
099	240	00.122	19.426
100	533	00.122	19.548
101	1824	00.122	19.670
102	2312	00.122	19.792
103	153	00.121	19.913
104	1108	00.120	20.033
105	Social Security	00.120	20.153
106	1227	00.119	20.272
107	1819	00.119	20.391
108	205	00.118	20.509
109	233	00.118	20.627
110	1219	00.118	20.745
111	1811	00.118	20.863
112	124	00.116	20.979
113	129	00.116	21.095
114	158	00.116	21.211
115	1305	00.116	21.327
116	2510	00.116	21.443
117	Section 16 1935-2017	00.116	21.559
118	406	00.115	21.674
119	2516	00.115	21.789
120	117	00.114	21.903
121	139	00.114	22.017
122	154	00.114	22.131
123	1629	00.114	22.245
124	259	00.113	22.358
125	415	00.113	22.471
126	1719	00.113	22.584
127	1825	00.113	22.697
128	2327	00.113	22.810
129	163	00.112	22.922
130	1327	00.112	23.034
131	1842	00.112	23.146
132	Section 8 1081-1228	00.112	23.258
133	242	00.111	23.369

## APPENDIX B (Continued)

		<u>Percent</u>	<u>Cumulative Percent</u>
134	256	00.111	23.480
135	1427	00.111	23.591
136	Probation Dept	00.111	23.702
137	120	00.110	23.812
138	422	00.110	23.922
139	1110	00.110	24.032
140	1556	00.110	24.142
141	2917	00.110	24.252
142	3020	00.110	24.362
143	237	00.109	24.471
144	2334	00.109	24.580
145	3012	00.109	24.689
146	Black and Decker	00.109	24.798
147	1233	00.108	24.906
148	1518	00.108	25.014
149	2305	00.108	25.122
150	Fidelity Balto National Bank	00.108	25.230
151	103	00.107	25.337
152	123	00.107	25.444
153	134	00.107	25.551
154	152	00.107	25.658
155	203	00.107	25.765
156	1316	00.107	25.872
157	2302	00.107	25.979
158	1804	00.106	26.085
159	1843	00.105	26.190
160	249	00.104	26.294
161	1012	00.104	26.398
162	1505	00.104	26.502
163	Monumental Life Ins Co	00.104	26.606
164	146	00.103	26.709
165	411	00.103	26.812
166	419	00.103	26.915
167	526	00.103	27.018
168	1524	00.103	27.121
169	1736	00.103	27.224
170	2326	00.103	27.327
171	3010	00.103	27.430
172	May Co.	00.103	27.533
173	234	00.102	27.635
174	1608	00.102	27.737
175	2418	00.102	27.839
176	2426	00.102	27.941
177	3024	00.102	28.043
178	125	00.101	28.144
179	402	00.101	28.245

APPENDIX B (Continued)

		<u>Percent</u>	<u>Cumulative Percent</u>
180	1529	00.101	28.346
181	1632	00.101	28.447
182	2323	00.101	28.548
183	2505	00.101	28.649
184	3034	00.101	28.750
185	Mercy Hospital	00.101	28.851
186	229	00.100	28.951
187	231	00.100	29.051
188	247	00.100	29.151
189	803	00.100	29.251
190	1119	00.100	29.351
191	1802	00.100	29.451
192	C & P Tele Co 5 Light St-2	00.100	29.551
193	News-Post	00.100	29.651
194	1301	00.099	29.750
195	1807	00.099	29.849
196	1809	00.099	29.948
197	239	00.098	30.046
198	403	00.098	30.144
199	1116	00.098	30.242
200	1310	00.098	30.340

## APPENDIX B (Continued)

<u>Rank</u>	<u>No. in Group</u>	<u>Individual Percent</u>	<u>Group Percent</u>	<u>Cumulative Percent</u>
201 -	1	.098	.098	30.438
202 - 206	5	.097	.485	30.923
207 - 213	7	.096	.672	31.595
214 - 220	7	.095	.665	32.260
221 - 233	13	.094	1.222	33.482
234 - 238	5	.093	.465	33.947
239 - 256	18	.092	1.656	35.603
257 - 267	11	.091	1.001	36.604
268 - 277	10	.090	.900	37.504
278 - 283	6	.089	.534	38.038
284 - 288	5	.088	.440	38.478
289 - 301	13	.087	1.131	39.609
302 - 306	5	.086	.430	40.039
307 - 319	13	.085	1.105	41.144
320 - 325	6	.084	.504	41.648
326 - 338	13	.083	1.079	42.727
339 - 349	11	.082	.902	43.629
350 - 359	10	.081	.810	44.439
360 - 380	21	.080	1.680	46.119
381 - 390	10	.079	.790	46.909
391 - 402	12	.078	.936	47.845
403 - 411	9	.077	.693	48.538
412 - 427	16	.076	1.216	49.754
428 - 444	17	.075	1.275	51.029
445 - 454	10	.074	.740	51.769
455 - 471	17	.073	1.241	53.010
472 - 491	20	.072	1.440	54.450
492 - 510	19	.071	1.349	55.799
511 - 528	18	.070	1.260	57.059
529 - 541	13	.069	.897	57.956
542 - 556	15	.068	1.020	58.976
557 - 570	14	.067	.938	59.914
571 - 581	11	.066	.726	60.640
582 - 605	24	.065	1.560	62.200
606 - 623	18	.064	1.152	63.352
624 - 645	22	.063	1.386	64.738
646 - 660	15	.062	.930	65.668
661 - 678	18	.061	1.098	66.766
679 - 698	20	.060	1.200	67.966
699 - 716	18	.059	1.062	69.028
717 - 733	17	.058	.986	70.014
734 - 758	25	.057	1.425	71.439
759 - 770	12	.056	.672	72.111
771 - 783	13	.055	.715	72.826
784 - 803	20	.054	1.080	73.906
804 - 828	25	.053	1.325	75.231

## APPENDIX B (Continued)

<u>Rank</u>	<u>No. in Group</u>	<u>Individual Percent</u>	<u>Group Percent</u>	<u>Cumulative Percent</u>
829 - 843	15	.052	.780	76.011
844 - 864	21	.051	1.071	77.082
865 - 879	15	.050	.750	77.832
880 - 899	20	.049	.980	78.812
900 - 916	17	.048	.816	79.628
917 - 925	9	.047	.423	80.051
926 - 937	12	.046	.552	80.603
938 - 951	14	.045	.630	81.233
952 - 961	10	.044	.440	81.673
962 - 971	10	.043	.430	82.103
972 - 984	13	.042	.546	82.649
985 - 993	9	.041	.369	83.018
994 - 1007	14	.040	.560	83.578
1008 - 1014	7	.039	.273	83.851
1015 - 1023	9	.038	.342	84.193
1024 - 1033	10	.037	.370	84.563
1034 - 1039	6	.036	.216	84.779
1040 - 1049	10	.035	.350	85.129
1050 - 1056	7	.034	.238	85.367
1057 - 1063	7	.033	.231	85.598
1064 - 1073	10	.032	.320	85.918
1074 - 1083	10	.031	.310	86.228
1084 - 1087	4	.030	.120	86.348
1088 - 1093	6	.029	.174	86.522
1094 - 1099	6	.028	.168	86.690
1100 - 1107	8	.027	.216	86.906
1108 - 1113	6	.026	.156	87.062
1114 - 1118	5	.025	.125	87.187
1119 - 1131	13	.024	.312	87.499
1132 - 1142	11	.023	.253	87.752
1143 - 1149	7	.022	.154	87.906
1150 - 1156	7	.021	.147	88.053
1157 - 1162	6	.020	.120	88.173
1163 - 1174	12	.019	.228	88.401
1175 - 1182	8	.018	.144	88.545
1183 - 1190	8	.017	.136	88.681
1191 - 1200	10	.016	.160	88.841
1201 - 1211	11	.015	.165	89.006
1212 - 1221	10	.014	.140	89.146
1222 - 1234	13	.013	.169	89.315
1235 - 1251	17	.012	.204	89.519
1252 - 1262	11	.011	.121	89.640
1263 - 1279	17	.010	.170	89.810
1280 - 1294	15	.009	.135	89.945
1295 - 1307	13	.008	.104	90.049
1308 - 1326	19	.007	.133	90.182



## APPENDIX B (Continued)

<u>Rank</u>	<u>No. in Group</u>	<u>Individual Percent</u>	<u>Group Percent</u>	<u>Cumulative Percent</u>
1327 - 1337	11	.006	.066	90.248
1338 - 1350	13	.005	.065	90.313
1351 - 1358	8	.004	.032	90.345
1359 - 1373	15	.003	.045	90.390
1374 - 1386	13	.002	.026	90.416
1387 - 1390	4	.001	.004	90.420
1391 - 1403	13	.000	.000	90.420

APPENDIX C

Tabulation of Estimated Percentages of the Total  
Incoming Third Class Mail

Largest 200 Destinations Listed by Name

		<u>Percent</u>	<u>Cumulative Percent</u>
001	Johns Hopkins U (Zone 18)	00.566	.566
002	Johns Hopkins Hospital	00.395	.961
003	118	00.306	1.267
004	1229	00.270	1.537
005	112	00.267	1.804
006	Glen L. Martin	00.236	2.040
007	210	00.233	2.273
008	120	00.226	2.499
009	1216	00.224	2.723
010	1518	00.204	2.927
011	1803	00.194	3.121
012	401	00.193	3.314
013	1804	00.192	3.506
014	1538	00.191	3.697
015	1817	00.190	3.887
016	803	00.181	4.068
017	2218	00.180	4.248
018	1801	00.178	4.426
019	1113	00.173	4.599
020	427	00.171	4.770
021	702	00.168	4.938
022	1553	00.163	5.101
023	1809	00.161	5.262
024	1250	00.159	5.421
025	1846	00.157	5.578
026	2419	00.157	5.735
027	University Hospital	00.157	5.892
028	1450	00.156	6.048
029	2216	00.155	6.203
030	2426	00.155	6.358
031	2925	00.153	6.511
032	409	00.152	6.663
033	1802	00.151	6.814
034	211	00.150	6.964
035	805	00.150	7.114
036	1406	00.150	7.264
037	2117	00.150	7.414
038	422	00.149	7.563
039	2433	00.149	7.712
040	RFD--7	00.149	7.861

## APPENDIX C (Continued)

		<u>Percent</u>	<u>Cumulative Percent</u>
041	Westinghouse Frdshp Airport	00.148	8.009
042	710	00.147	8.156
043	626	00.145	8.301
044	1108	00.145	8.446
045	1436	00.144	8.590
046	619	00.143	8.733
047	1204	00.143	8.876
048	2420	00.143	9.019
049	1003	00.142	9.161
050	1223	00.142	9.303
051	1532	00.142	9.445
052	2234	00.141	9.586
053	2932	00.141	9.727
054	420	00.140	9.867
055	1233	00.140	10.007
056	1552	00.140	10.147
057	2112	00.140	10.287
058	602	00.139	10.426
059	1308	00.139	10.565
060	2403	00.139	10.704
061	2413	00.139	10.843
062	203	00.137	10.980
063	1227	00.137	11.117
064	1302	00.137	11.254
065	2807	00.137	11.391
066	1508	00.136	11.527
067	1539	00.136	11.663
068	2404	00.136	11.799
069	103	00.135	11.934
070	231	00.135	12.069
071	419	00.135	12.204
072	613	00.135	12.339
073	804	00.135	12.474
074	1015	00.135	12.609
075	1321	00.135	12.744
076	1515	00.135	12.879
077	2804	00.135	13.014
078	241	00.134	13.148
079	406	00.134	13.282
080	1012	00.134	13.416
081	252	00.133	13.549
082	416	00.133	13.682
083	1529	00.133	13.815
084	Black and Decker	00.133	13.948
085	806	00.132	14.080
086	1433	00.132	14.212

APPENDIX C (Continued)

		<u>Percent</u>	<u>Cumulative Percent</u>
087	1117	00.131	14.343
088	1121	00.131	14.474
089	1236	00.131	14.605
090	125	00.130	14.735
091	1011	00.130	14.865
092	1703	00.130	14.995
093	1018	00.129	15.124
094	1736	00.129	15.253
095	3007	00.129	15.382
096	3018	00.129	15.511
097	410	00.128	15.639
098	418	00.128	15.767
099	1020	00.128	15.895
100	1727	00.128	16.023
101	2727	00.128	16.151
102	623	00.127	16.278
103	712	00.127	16.405
104	1017	00.127	16.532
105	403	00.126	16.658
106	407	00.126	16.784
107	1437	00.126	16.910
108	2414	00.126	17.036
109	2422	00.126	17.162
110	2815	00.126	17.288
111	3020	00.126	17.414
112	624	00.125	17.539
113	1203	00.125	17.664
114	1503	00.125	17.789
115	1505	00.125	17.914
116	1521	00.125	18.039
117	1620	00.125	18.164
118	813	00.124	18.288
119	1728	00.124	18.412
120	2517	00.124	18.536
121	124	00.123	18.659
122	1328	00.123	18.782
123	1525	00.123	18.905
124	1546	00.123	19.028
125	1806	00.123	19.151
126	2230	00.123	19.274
127	RFD 5	00.123	19.397
128	1301	00.122	19.519
129	1307	00.122	19.641
130	1427	00.122	19.763
131	1435	00.122	19.885
132	1544	00.122	20.007
133	2103	00.122	20.129

APPENDIX C (Continued)

		<u>Percent</u>	<u>Cumulative Percent</u>
134	2934	00.122	20.251
135	704	00.121	20.372
136	1218	00.121	20.493
137	1701	00.121	20.614
138	1810	00.121	20.735
139	1818	00.121	20.856
140	2407	00.121	20.977
141	615	00.120	21.097
142	1535	00.120	21.217
143	1551	00.120	21.337
144	2410	00.120	21.457
145	2510	00.120	21.577
146	413	00.119	21.696
147	417	00.119	21.815
148	1605	00.119	21.934
149	2702	00.119	22.053
150	421	00.118	22.171
151	608	00.118	22.289
152	610	00.118	22.407
153	1021	00.118	22.525
154	1212	00.118	22.643
155	1316	00.118	22.761
156	1512	00.118	22.879
157	2105	00.118	22.997
158	2222	00.118	23.115
159	3019	00.118	23.233
160	Morgan College (Zone 12)	00.118	23.351
161	RFD 4	00.118	23.469
162	1019	00.117	23.586
163	1327	00.117	23.703
164	1704	00.117	23.820
165	2409	00.117	23.937
166	3025	00.117	24.054
167	3127	00.117	24.171
168	1010	00.116	24.287
169	1211	00.116	24.403
170	1507	00.116	24.519
171	1626	00.116	24.635
172	1633	00.116	24.751
173	2116	00.116	24.867
174	2418	00.116	24.983
175	402	00.115	25.098
176	814	00.115	25.213
177	1305	00.115	25.328
178	1432	00.115	25.443
179	1733	00.115	25.558
180	2233	00.115	25.673



## APPENDIX C (Continued)

		<u>Percent</u>	<u>Cumulative Percent</u>
181	2601	00.115	25.788
182	2712	00.115	25.903
183	3017	00.115	26.018
184	811	00.114	26.132
185	1208	00.114	26.246
186	1709	00.114	26.360
187	1734	00.114	26.474
188	2219	00.114	26.588
189	2320	00.114	26.702
190	2805	00.114	26.816
191	2905	00.114	26.930
192	2917	00.114	27.044
193	428	00.113	27.157
194	609	00.113	27.270
195	812	00.113	27.383
196	1014	00.113	27.496
197	1255	00.113	27.609
198	1910	00.113	27.722
199	2121	00.113	27.835
200	2416	00.113	27.948

APPENDIX C (Continued)

<u>Rank</u>	<u>No. in Group</u>	<u>Individual Percent</u>	<u>Group Percent</u>	<u>Cumulative Percent</u>
201 -	1	.113	0, 113	28.061
202 - 216	15	.112	1.680	29.741
217 - 228	12	.111	1.332	31.073
229 - 242	14	.110	1.540	32.613
243 - 251	9	.109	0.981	33.594
252 - 258	7	.108	0.756	34.350
259 - 270	12	.107	1.284	35.634
271 - 281	11	.106	1.166	36.800
282 - 288	7	.105	0.735	37.535
289 - 300	12	.104	1.248	38.783
301 - 309	9	.103	0.927	39.710
310 - 313	4	.102	0.408	40.118
314 - 326	13	.101	1.313	41.431
327 - 337	11	.100	1.100	42.531
338 - 352	15	.099	1.485	44.016
353 - 364	12	.098	1.176	45.192
365 - 378	14	.097	1.358	46.550
379 - 394	16	.096	1.536	48.086
395 - 414	20	.095	1.900	49.986
415 - 422	8	.094	0.752	50.738
423 - 433	11	.093	1.023	51.761
434 - 449	16	.092	1.472	53.233
450 - 462	13	.091	1.183	54.416
463 - 477	15	.090	1.350	55.766
478 - 491	14	.089	1.246	57.012
492 - 503	12	.088	1.056	58.068
504 - 510	7	.087	.609	58.677
511 - 518	8	.086	.688	59.365
519 - 529	11	.085	.935	60.300
530 - 546	17	.084	1.428	61.728
547 - 554	8	.083	.664	62.392
555 - 573	19	.082	1.558	63.950
574 - 585	12	.081	0.972	64.922
586 - 606	21	.080	1.680	66.602
607 - 619	13	.079	1.027	67.629
620 - 629	10	.078	0.780	68.409
630 - 640	11	.077	0.847	69.256
641 - 659	19	.076	1.444	70.700
660 - 674	15	.075	1.125	71.825
675 - 690	16	.074	1.184	73.009
691 - 701	11	.073	0.803	73.812
702 - 715	14	.072	1.008	74.820
716 - 719	4	.071	0.284	75.104
720 - 731	12	.070	0.840	75.944
732 - 741	10	.069	0.690	76.634
742 - 754	13	.068	0.884	77.518

## APPENDIX C (Continued)

<u>Rank</u>	<u>No. in Group</u>	<u>Individual Percent</u>	<u>Group Percent</u>	<u>Cumulative Percent</u>
755 - 765	11	.067	0.737	78.255
766 - 775	10	.066	0.660	78.915
776 - 783	8	.065	0.520	79.435
784 -	1	.064	0.064	79.499
785 - 791	7	.063	0.441	79.940
792 - 797	6	.062	0.372	80.312
798 - 804	7	.061	0.427	80.739
805 - 815	11	.060	0.660	81.399
816 - 828	13	.059	0.767	82.166
829 - 836	8	.058	0.464	82.630
837 - 840	4	.057	0.228	82.858
841 - 845	5	.056	0.280	83.138
846 - 852	7	.055	0.385	83.523
853 - 859	7	.054	0.378	83.901
860 - 865	6	.053	0.318	94.219
866 - 869	4	.052	0.208	84.427
870 - 876	7	.051	0.357	84.784
877 - 883	7	.050	0.350	85.134
884 - 888	5	.049	0.245	85.379
889 - 895	7	.048	0.336	85.715
896 - 901	6	.047	0.282	85.997
902 - 905	4	.046	0.184	86.181
906 -	1	.045	0.045	86.226
907 - 909	3	.044	0.132	86.358
910 - 916	7	.043	0.301	86.659
917 - 926	10	.042	0.420	87.079
927 - 930	4	.041	0.164	87.243
931 - 935	5	.040	0.200	87.443
936 - 938	3	.039	0.117	87.560
939 - 941	3	.038	0.114	87.674
942 - 947	6	.037	0.222	87.896
948 -	1	.036	0.036	87.932
949 - 951	3	.035	0.105	88.037
952 - 957	6	.034	0.204	88.241
958 - 962	5	.033	0.165	88.406
963 - 964	2	.032	0.064	88.470
965 - 969	5	.031	0.155	88.625
970 - 972	3	.030	0.090	88.715
973 -	1	.029	0.029	88.744
974 - 977	4	.028	0.112	88.856
978 - 983	6	.027	0.162	89.018
984 - 987	4	.026	0.104	89.122
988 - 991	4	.025	0.100	89.222
992 - 995	4	.024	0.096	89.318
996 - 1001	6	.023	0.138	89.456
1002 - 1006	5	.022	0.110	89.566
1007 - 1011	5	.021	0.105	89.671

## APPENDIX C (Continued)

<u>Rank</u>	<u>No. in Group</u>	<u>Individual Percent</u>	<u>Group Percent</u>	<u>Cumulative Percent</u>
1012 - 1015	4	.020	0.080	89.751
1016 - 1017	2	.019	0.038	89.789
1018 - 1025	8	.018	0.144	89.933
1026 - 1033	8	.017	0.136	90.069
1034 - 1039	6	.016	0.096	90.165
1040 - 1042	3	.015	0.045	90.210
1043 - 1051	9	.014	0.126	90.336
1052 - 1058	7	.013	0.091	90.427
1059 - 1061	3	.012	0.036	90.463
1062 - 1070	9	.011	0.099	90.562
1071 - 1073	3	.010	0.030	90.592
1074 - 1085	12	.009	0.108	90.700
1086 - 1096	11	.008	0.088	90.788
1097 - 1103	7	.007	0.049	90.837
1104 - 1115	12	.006	.072	90.909
1116 - 1134	19	.005	.095	91.004
1135 - 1155	21	.004	.084	91.088
1156 - 1175	20	.003	.060	91.148
1176 - 1211	36	.002	.072	91.220
1212 - 1251	40	.001	.040	91.260
1252 - 1349	98	.000	.000	91.260

## APPENDIX D

### Tabulation of Estimated Percentages of the Total Volume to Each Destination for Baltimore Incoming Combined First and Third Class Mail

#### Largest 200 Destinations Listed by Name

	<u>Percent</u>	<u>Cumulative Percent</u>
001	Dept Health Education Welfare	1.285
002	Montgomery Ward 32	2.019
003	Gas and Electric Co.	2.492
004	American Oil Co. (Box 1956)	2.943
005	Johns Hopkins U (Zone 18)	3.267
006	Johns Hopkins Hospital	3.532
007	Boxes (Zone 2)	3.761
008	210	3.958
009	Section 10 1381-1491	4.154
010	251	4.346
011	241	4.535
012	1542	4.724
013	112	4.912
014	1820	5.084
015	Glen L. Martin	5.255
016	Sunpapers	5.424
017	208	5.590
018	Dir Internal Revenue Custom	5.752
019	Esso	5.913
020	245	6.073
021	2413	6.233
022	118	6.389
023	252	6.545
024	1806	6.701
025	416	6.856
026	248	7.010
027	Section 13 1621-1717	7.164
028	1818	7.317
029	Internal Revenue	7.470
030	120	7.619
031	1121	7.768
032	1803	7.915
033	140	8.057
034	1841	8.199
035	Section 4 451-598	8.340
036	1518	8.480
037	1113	8.619
038	1532	8.756
039	148	8.892
040	243	9.028



## APPENDIX D (Continued)

		<u>Percent</u>	<u>Cumulative Percent</u>
041	2117	00. 136	9. 164
042	2925	00. 136	9. 300
043	1804	00. 135	9. 435
044	410	00. 134	9. 569
045	127	00. 132	9. 701
046	3007	00. 130	9. 831
047	B and O (Zone 1)	00. 130	9. 961
048	Section 9 1231-1378	00. 129	10. 090
049	401	00. 128	10. 218
050	1108	00. 128	10. 346
051	3030	00. 128	10. 474
052	803	00. 127	10. 601
053	1229	00. 126	10. 727
054	2309	00. 126	10. 853
055	262	00. 125	10. 978
056	1227	00. 125	11. 103
057	2311	00. 125	11. 228
058	2320	00. 125	11. 353
059	144	00. 124	11. 477
060	Hecht Co.	00. 124	11. 601
061	244	00. 123	11. 724
062	422	00. 123	11. 847
063	1817	00. 123	11. 970
064	Hutzler Bros.	00. 123	12. 093
065	Mrs Filberts Box 26	00. 123	12. 216
066	News-Post Contest	00. 123	12. 339
067	212	00. 122	12. 461
068	255	00. 122	12. 583
069	254	00. 121	12. 704
070	406	00. 121	12. 825
071	517	00. 120	12. 945
072	1809	00. 120	13. 065
073	145	00. 119	13. 184
074	1233	00. 119	13. 303
075	2426	00. 119	13. 422
076	124	00. 118	13. 540
077	2312	00. 118	13. 658
078	USF & G Co	00. 118	13. 776
079	203	00. 117	13. 893
080	1802	00. 117	14. 010
081	2510	00. 117	14. 127
082	Black and Decker	00. 117	14. 244
083	103	00. 116	14. 360
084	1216	00. 116	14. 476
085	1305	00. 116	14. 592
086	Blue Cross	00. 116	14. 708
087	Hochschild Kohn Co.	00. 116	14. 824

APPENDIX D (Continued)

		<u>Percent</u>	<u>Cumulative Percent</u>
088	Section 12 1501-1617	00.116	14.940
089	230	00.115	15.055
090	409	00.115	15.170
091	1114	00.115	15.285
092	1219	00.115	15.400
093	1427	00.115	15.515
094	3020	00.115	15.630
095	132	00.114	15.744
096	217	00.114	15.858
097	419	00.114	15.972
098	1012	00.114	16.086
099	1814	00.114	16.200
100	Commissioner Motor Vehicles	00.114	16.314
101	Hampden (Zone 11)	00.114	16.428
102	147	00.113	16.541
103	233	00.113	16.654
104	1327	00.113	16.767
105	2216	00.113	16.880
106	2310	00.113	16.993
107	231	00.112	17.105
108	250	00.112	17.217
109	1736	00.112	17.329
110	2513	00.112	17.441
111	125	00.111	17.552
112	415	00.111	17.663
113	1316	00.111	17.774
114	1505	00.111	17.885
115	1529	00.111	17.996
116	1824	00.111	18.107
117	1825	00.111	18.218
118	2304	00.111	18.329
119	2917	00.111	18.440
120	Boxes (Zone 1)	00.111	18.551
121	116	00.110	18.661
122	427	00.110	18.771
123	1308	00.110	18.881
124	1538	00.110	18.991
125	1801	00.110	19.101
126	1811	00.110	19.211
127	Unemployment Comp Libty St	00.110	19.321
128	141	00.109	19.430
129	151	00.109	19.539
130	533	00.109	19.648
131	2419	00.109	19.757
132	205	00.108	19.865
133	232	00.108	19.973
134	403	00.108	20.081

## APPENDIX D (Continued)

		<u>Percent</u>	<u>Cumulative Percent</u>
135	420	00.108	20.189
136	2218	00.108	20.297
137	Equitable Trust Co.	00.108	20.405
138	1508	00.107	20.512
139	1843	00.107	20.619
140	2404	00.107	20.726
141	2418	00.107	20.833
142	2422	00.107	20.940
143	Union Trust Co.	00.107	21.047
144	143	00.106	21.153
145	158	00.106	21.259
146	402	00.106	21.365
147	431	00.106	21.471
148	1301	00.106	21.577
149	1846	00.106	21.683
150	2517	00.106	21.789
151	153	00.105	21.894
152	237	00.105	21.999
153	804	00.105	22.104
154	1015	00.105	22.209
155	1236	00.105	22.314
156	1302	00.105	22.419
157	3018	00.105	22.524
158	3024	00.105	22.629
159	235	00.104	22.733
160	1819	00.104	22.837
161	2433	00.104	22.941
162	Section 1 1-148	00.104	23.045
163	129	00.103	23.148
164	407	00.103	23.251
165	413	00.103	23.354
166	1620	00.103	23.457
167	1632	00.103	23.560
168	2112	00.103	23.663
169	Section 6 781-928	00.103	23.766
170	240	00.102	23.868
171	1110	00.102	23.970
172	1535	00.102	24.072
173	2323	00.102	24.174
174	2334	00.102	24.276
175	117	00.101	24.377
176	411	00.101	24.478
177	425	00.101	24.579
178	1116	00.101	24.680
179	1328	00.101	24.781
180	1515	00.101	24.882
181	1524	00.101	24.983

APPENDIX D (Continued)

		<u>Percent</u>	<u>Cumulative Percent</u>
182	1719	00.101	25.084
183	1733	00.101	25.185
184	1810	00.101	25.286
185	2305	00.101	25.387
186	2807	00.101	25.488
187	702	00.100	25.588
188	1310	00.100	25.688
189	1424	00.100	25.788
190	1728	00.100	25.888
191	2516	00.100	25.988
192	Highlandtown Boxes	00.100	26.088
193	1019	00.099	26.187
194	1223	00.099	26.286
195	1707	00.099	26.385
196	2432	00.099	26.484
197	2505	00.099	26.583
198	3010	00.099	26.682
199	123	00.098	26.780
200	211	00.098	26.878

## APPENDIX D (Continued)

<u>Rank</u>	<u>No. in Group</u>	<u>Individual Percent</u>	<u>Group Percent</u>	<u>Cumulative Percent</u>
201 - 207	7	.098	.686	27.564
208 - 212	5	.097	.485	28.049
213 - 225	13	.096	1.248	29.297
226 - 239	14	.095	1.330	30.627
240 - 251	12	.094	1.128	31.755
252 - 263	12	.093	1.116	32.871
264 - 274	11	.092	1.012	33.883
275 - 286	12	.091	1.092	34.975
287 - 299	13	.090	1.170	36.145
300 - 311	12	.089	1.068	37.213
312 - 328	17	.088	1.496	38.709
329 - 347	19	.087	1.653	40.362
348 - 366	19	.086	1.634	41.996
367 - 385	19	.085	1.615	43.611
386 - 400	15	.084	1.260	44.871
401 - 415	15	.083	1.245	46.116
416 - 433	18	.082	1.476	47.592
434 - 444	11	.081	.891	48.483
445 - 461	17	.080	1.360	49.843
462 - 476	15	.079	1.185	51.028
477 - 495	19	.078	1.482	52.510
496 - 512	17	.077	1.309	53.819
513 - 524	12	.076	.912	54.731
525 - 550	26	.075	1.950	56.681
551 - 574	24	.074	1.776	58.457
575 - 595	21	.073	1.533	59.990
596 - 610	15	.072	1.080	61.070
611 - 630	20	.071	1.420	62.490
631 - 646	16	.070	1.120	63.610
647 - 671	25	.069	1.725	65.335
672 - 694	23	.068	1.564	66.899
695 - 712	18	.067	1.206	68.105
713 - 724	12	.066	.792	68.897
725 - 755	31	.065	2.015	70.912
756 - 768	13	.064	.832	71.744
769 - 790	22	.063	1.386	73.130
791 - 802	12	.062	.744	73.874
803 - 821	19	.061	1.159	75.033
822 - 840	19	.060	1.140	76.173
841 - 847	7	.059	.413	76.586
848 - 859	12	.058	.696	77.282
860 - 870	11	.057	.627	77.909
871 - 881	11	.056	.616	78.525
882 - 891	10	.055	.550	79.075
892 - 897	6	.054	.324	79.399
898 - 911	14	.053	.742	80.141
912 - 917	6	.052	.312	80.453



APPENDIX D (Continued)

<u>Rank</u>	<u>No. in Group</u>	<u>Individual Percent</u>	<u>Group Percent</u>	<u>Cumulative Percent</u>
918 - 932	15	.051	.765	81.218
933 - 937	5	.050	.250	81.468
938 - 947	10	.049	.490	81.958
948 - 958	11	.048	.528	82.486
959 - 965	7	.047	.329	82.815
966 - 973	8	.046	.368	83.183
974 - 980	7	.045	.315	83.498
981 - 987	7	.044	.308	83.806
988 - 994	7	.043	.301	84.107
995 - 1001	7	.042	.294	84.401
1002 - 1006	5	.041	.205	84.606
1007 - 1013	7	.040	.280	84.886
1014 - 1017	4	.039	.156	85.042
1018 - 1020	3	.038	.114	85.156
1021 - 1027	7	.037	.259	85.415
1028 - 1034	7	.036	.252	85.667
1035	1	.035	.035	85.702
1036 - 1042	7	.034	.238	85.940
1043 - 1046	4	.033	.132	86.072
1047 - 1050	4	.032	.128	86.200
1051 - 1055	5	.031	.155	86.355
1056 - 1063	8	.030	.240	86.595
1064 - 1068	5	.029	.145	86.740
1069 - 1073	5	.028	.140	86.880
1074 - 1084	11	.027	.297	87.177
1085 - 1092	8	.026	.208	87.385
1093 - 1098	6	.025	.150	87.535
1099 - 1103	5	.024	.120	87.655
1104 - 1111	8	.023	.184	87.839
1112 - 1121	10	.022	.220	88.059
1122 - 1132	11	.021	.231	88.290
1133 - 1137	5	.020	.100	88.390
1138 - 1141	4	.019	.076	88.466
1142 - 1150	9	.018	.162	88.628
1151 - 1160	10	.017	.170	88.798
1161 - 1173	13	.016	.208	89.006
1174 - 1182	9	.015	.135	89.141
1183 - 1190	8	.014	.112	89.253
1191 - 1202	12	.013	.156	89.409
1203 - 1223	21	.012	.252	89.661
1224 - 1241	18	.011	.198	89.859
1242 - 1254	13	.010	.130	89.989
1255 - 1264	10	.009	.090	90.079
1265 - 1280	16	.008	.128	90.207
1281 - 1295	15	.007	.105	90.312
1296 - 1320	25	.006	.150	90.462

## APPENDIX D (Continued)

<u>Rank</u>	<u>No. in Group</u>	<u>Individual Percent</u>	<u>Group Percent</u>	<u>Cumulative Percent</u>
1321 - 1337	17	.005	.085	90.547
1338 - 1353	16	.004	.064	90.611
1354 - 1370	17	.003	.051	90.662
1371 - 1382	12	.002	.024	90.686
1383 - 1390	8	.001	.008	90.694
1391 - 1403	13	.000	.000	90.694

## APPENDIX E

### Tabulation of Estimated Percentages of the Total Volume to Each Firm Direct for Baltimore Incoming First Class Mail

	<u>Percent</u>	<u>Cumulative Percent</u>	
001	Dept Health Education Welfare	1.918	1.918
002	Montgomery Ward 32	1.096	3.014
003	American Oil Co (Box 1956)	00.672	3.686
004	Gas and Electric Co	00.672	4.358
005	Boxes (Zone 2)	00.295	4.653
006	Section 10 1381-1491	00.256	4.909
007	Dir Internal Revenue Custom	00.241	5.150
008	Esso	00.241	5.391
009	Internal Revenue	00.229	5.620
010	Sunpapers	00.225	5.845
011	Johns Hopkins U (Zone 18)	00.205	6.050
012	Johns Hopkins Hospital	00.201	6.251
013	Section 13 1621-1717	00.193	6.444
014	Hecht Co.	00.185	6.629
015	Section 9 1231-1378	00.185	6.814
016	Hutzler Bros.	00.183	6.997
017	Mrs. Filberts Box 26	00.183	7.180
018	News-Post Contest	00.183	7.363
019	B and O (Zone 1)	00.178	7.541
020	Blue Cross	00.173	7.714
021	Hochschild Kohn Co.	00.173	7.887
022	Commissioner Motor Vehicles	00.169	8.056
023	Section 12 1501-1617	00.164	8.220
024	Unemployment Comp Libty St	00.164	8.384
025	USF & G Co.	00.162	8.546
026	Section 4 451-598	00.158	8.704
027	Equitable Trust Co.	00.152	8.856
028	Union Trust Co.	00.152	9.008
029	Section 1 1-148	00.141	9.149
030	Boxes (Zone 1)	00.140	9.289
031	Glen L. Martin	00.139	9.428
032	First Natl Bank	00.133	9.561
033	B & O Charles & Balt Sts	00.131	9.692
034	Sears & Roebuck Co.	00.131	9.823
035	Hampden (Zone 11)	00.130	9.953
036	Section 7 931-1078	00.127	10.080
037	Hecht Co.	00.125	10.205
038	Highlandtown Boxes	00.125	10.330
039	Mercantile Safe Deposit Trust	00.125	10.455
040	Section 6 781-928	00.125	10.580

## APPENDIX E (Continued)

		<u>Percent</u>	<u>Cumulative Percent</u>
041	Section 15 1835-1917	00.125	10.705
042	Charge It	00.123	10.828
043	Social Security	00.120	10.948
044	Section 16 1935-2017	00.116	11.064
045	Section 8 1081-1228	00.112	11.176
046	Probation Dept.	00.111	11.287
047	Black and Decker	00.109	11.396
048	Fidelity Balto National Bank	00.108	11.504
049	Monumental Life Ins. Co.	00.104	11.608
050	May Co.	00.103	11.711
051	Mercy Hospital	00.101	11.812
052	C & P Tele Co. 5 Light St-2	00.100	11.912
053	News-Post	00.100	12.012
054	Goucher College	00.096	12.108
055	Provident Savings Bank	00.096	12.204
056	Hutzler Bros.	00.094	12.298
057	City Tax Collector	00.093	12.391
058	Md Trust Co.	00.091	12.482
059	Stewards	00.091	12.573
060	Balt Fed Savings and Loan	00.090	12.663
061	Holy Trinity Fathers	00.090	12.753
062	Sinai Hospital	00.089	12.842
063	Mathieson Chemical Co.	00.087	12.929
064	Dundalk (Zone 22)	00.086	13.015
065	Bethlehem Steel Co.	00.085	13.100
066	Sherwood Oil Co.	00.085	13.185
067	Bon Secours Hospital	00.083	13.268
068	Brooklyn Boxes	00.082	13.350
069	Section 14 1735-1817	00.081	13.431
070	Maryland General Hospital	00.079	13.510
071	Section 17 2035-2137	00.079	13.589
072	Section 3 301-448	00.079	13.668
073	Section 2 151-298	00.077	13.745
074	Union Memorial Hospital	00.077	13.822
075	Bendix	00.076	13.898
076	City Hospital	00.076	13.974
077	Maryland Hospital Service	00.076	14.050
078	Hutzler Co.	00.075	14.125
079	Halethorpe (Zone 27)	00.073	14.198
080	Westinghouse Frdshp Airport	00.073	14.271
081	Shell Oil Box 6870	00.072	14.343
082	Section 5 601-778	00.071	14.414
083	Maryland Unemployment Hpk Pl	00.068	14.482
084	American Stores	00.067	14.549
085	Stewart & Co.	00.067	14.616
086	WBAL	00.067	14.683
087	General Motors Acceptance Corp	00.065	14.748

## APPENDIX E (Continued)

		<u>Percent</u>	<u>Cumulative Percent</u>
088	Morgan College (Zone 12)	00.065	14.813
089	Standard Oil Esso	00.065	14.878
090	Franklin Square Hospital	00.063	14.941
091	Hamilton (Zone 14)	00.063	15.004
092	Leon Levy	00.063	15.067
093	Lutheran Hospital (Zone 16)	00.063	15.130
094	St. Agnes Hospital	00.063	15.193
095	Union Trust 1226 N Charles St.	00.063	15.256
096	Boxes-Towson Tertiary	00.061	15.317
097	State Teachers College	00.061	15.378
098	C & P Telephone (Zone 4)	00.060	15.438
099	Md. Unemployment Compensation	00.060	15.498
100	McCormick Co.	00.059	15.557
101	Church Home Infirmary	00.058	15.615
102	Hochschild Kohn	00.058	15.673
103	Mount Washington (Zone 9)	00.058	15.731
104	Sun Life Ins. Co.	00.058	15.789
105	Clifton (Zone 13)	00.057	15.846
106	Pikesville (Zone 8)	00.057	15.903
107	Traffic Court	00.057	15.960
108	University Hospital	00.057	16.017
109	Fidelity Bank	00.055	16.072
110	Hochschild Kohn Co.	00.053	16.125
111	L Grief	00.052	16.177
112	Maryland Casualty Co.	00.052	16.229
113	Maryland Penitentiary	00.052	16.281
114	New Amsterdam Casualty Co.	00.052	16.333
115	Noxema Cream Co.	00.052	16.385
116	Arlington (Zone 15)	00.051	16.436
117	Raspeburg (Zone 6)	00.051	16.487
118	Saint Joseph Hospital	00.051	16.538
119	Eastern Venetian Blind	00.050	16.588
120	Marine Hospital	00.049	16.637
121	Louis Marcus Co-23	00.048	16.685
122	Towson (Zone 4)	00.048	16.733
123	Womens Hospital - 17	00.048	16.781
124	Loyola Bldg and Loan	00.047	16.828
125	L. A. Benson	00.046	16.874
126	Mercantile Trust Co.	00.046	16.920
127	Read Drug	00.046	16.966
128	Boxes (Zone 12)	00.045	17.011
129	Franklin (Zone 23)	00.045	17.056
130	Gwynn Oak (Zone 7)	00.045	17.101
131	Monumental Life Ins. Co.	00.045	17.146
132	Westn Elec Co 2500 Broening Hy	00.045	17.191
133	C & P Phone Co. Box 1471	00.044	17.235



APPENDIX E (Continued)

		<u>Percent</u>	<u>Cumulative Percent</u>
134	Spring Grove State Hospital	00.044	17.279
135	Curtis Bay Boxes	00.043	17.322
136	East End (Zones)	00.043	17.365
137	Fort Howard Hospital	00.043	17.408
138	Julius Gutman	00.043	17.451
139	May Co.	00.043	17.494
140	University Hospital	00.043	17.537
141	Fidelity and Deposit Co.	00.042	17.579
142	Penguin Book Co.	00.042	17.621
143	Rev Lowman	00.042	17.663
144	Board of Education	00.041	17.704
145	Carroll (Zone 29)	00.041	17.745
146	General Automatic	00.041	17.786
147	James W. Rouse and Co.	00.041	17.827
148	Roland Park (Zone 10)	00.041	17.868
149	Dunn and Bradstreet	00.040	17.908
150	W J Z	00.040	17.948
151	Bragers	00.039	17.987
152	Comfy Manufacturing Co-23	00.039	18.026
153	Davison	00.039	18.065
154	Stebbins Anderson	00.039	18.104
155	Essex (Zone 21)	00.038	18.142
156	Metropolitan Life Insurance Co.	00.038	18.180
157	Metro Life Insurance (Zone 7)	00.038	18.218
158	Board of Education	00.037	18.255
159	Cary Machinery Co.	00.037	18.292
160	General Electric Supply Co.	00.037	18.329
161	Waverly Press	00.037	18.366
162	I Hamburger and Sons	00.036	18.402
163	Message Center (Zone 19)	00.036	18.438
164	Cats Paw (Zone 30)	00.035	18.473
165	Dir Internal Revenue 28 Hpk Pl	00.035	18.508
166	Federal Reserve Bank	00.035	18.543
167	Harry T. Campbell	00.035	18.578
168	Middle River (Zone 20)	00.035	18.613
169	Travelers Ins Co.	00.035	18.648
170	Firms (Zones 20 and 21)	00.034	18.682
171	Liberty Mutual Ins Co.	00.034	18.716
172	Official General Del 33	00.034	18.750
173	Sheppard Pratt	00.034	18.784
174	State Health	00.034	18.818
175	C & P Phone Co. Light St.	00.033	18.851
176	Dept of Public Welfare	00.033	18.884
177	State Tax	00.033	18.917
178	Workmans Compensation Comm.	00.033	18.950
179	Ambassador Apts	00.032	18.982

## APPENDIX E (Continued)

		<u>Percent</u>	<u>Cumulative Percent</u>
180	Baltimore Sales Book	00.032	19.014
181	Boxes (Zone 28)	00.032	19.046
182	Fort Holabird	00.032	19.078
183	General Electric Co.	00.032	19.110
184	St. Mary Seminary	00.032	19.142
185	Army and Air Force Exchange	00.031	19.173
186	C & P Phone Co. Box 1481	00.031	19.204
187	Koppers Co.	00.031	19.235
188	Riggs Warfield Rolason	00.031	19.266
189	Sparrows Point Boxes	00.031	19.297
190	S & N Katz Inc.	00.031	19.328
191	Temple Garden Apts	00.031	19.359
192	Notre Dame (Zone 10)	00.030	19.389
193	South Baltimore Hospital	00.030	19.419
194	Wyman Park Apartments	00.030	19.449
195	Druid (Zone 17)	00.029	19.478
196	I. C. Isaac Co.	00.029	19.507
197	Johns Hopkins Medical School	00.029	19.536
198	South (Zone 30)	00.029	19.565
199	Commercial Credit Corp	00.028	19.593
200	Friez	00.028	19.621
201	Govans (Zone 12)	00.028	19.649
202	Boxes (Zone 8)	00.027	19.676
203	Levinson and Klein	00.027	19.703
204	Prudential Life Ins. Co.	00.027	19.730
205	Seton Institute	00.027	19.757
206	Weaver Bros.	00.027	19.784
207	Westinghouse Electric Co.	00.027	19.811
208	Bethlehem Ship Building (Zone 30)	00.026	19.837
209	Catonsville National Bank	00.026	19.863
210	C & P Phone Co., Box 1461	00.026	19.889
211	Norway Apts	00.026	19.915
212	St. Charles College	00.026	19.941
213	Emerson Hotel	00.025	19.966
214	International Harvester Co.	00.025	19.991
215	Metropolitan Life Ins. Co.	00.025	20.016
216	State Dept. Budget Procurement	00.025	20.041
217	Anchor Post	00.024	20.065
218	Cross and Blackwell	00.024	20.089
219	C & P Phone Co., Box 1571	00.024	20.113
220	Greenway Apts.	00.024	20.137
221	Hoffberger	00.024	20.161
222	Insurance Co. of North America	00.024	20.185
223	National Brewery No. Box Number	00.024	20.209
224	NY Life Ins. Co.	00.024	20.233
225	Veterans Administration (Zone 2)	00.024	20.257
226	100 W. University-Parkway	00.023	20.280

## APPENDIX E (Continued)

		<u>Percent</u>	<u>Cumulative Percent</u>
227	A & P Tea Co.	00.023	20.303
228	Commercial Credit	00.023	20.326
229	Co-Oper Mills	00.023	20.349
230	C & P Phone Co., Box 1581	00.023	20.372
231	Patterson (Zone 31)	00.023	20.395
232	State Roads Comm.	00.023	20.418
233	Stella Maris	00.023	20.441
234	Student Det Enlisted	00.023	20.464
235	Baltimore Paint & Color	00.022	20.486
236	B & O Camden Station	00.022	20.508
237	Homewood Apts.	00.022	20.530
238	Hopkins Apts.	00.022	20.552
239	Hynson Wescott & Dunning	00.022	20.574
240	Peoples Life Ins. Co.	00.022	20.596
241	Pompein Oil	00.022	20.618
242	Alex Brown & Sons	00.021	20.639
243	American Oil Co. (Box 507)	00.021	20.660
244	Arundel Corp	00.021	20.681
245	Charles Antel	00.021	20.702
246	Coast Guard Yard	00.021	20.723
247	Peoples Court	00.021	20.744
248	Pittsburgh Plate Glass Co.	00.021	20.765
249	2nd National Bank	00.020	20.785
250	Catonsville (Zone 28)	00.020	20.805
251	Eastern Acc Corp	00.020	20.825
252	Notre Dame Novitiate	00.020	20.845
253	Pennsylvania Produce Terminal	00.020	20.865
254	Rheem	00.020	20.885
255	Alexander and Alexander	00.019	20.904
256	Cannon Shoe Company-17	00.019	20.923
257	Corkran Hill Co-23	00.019	20.942
258	Davis Masury	00.019	20.961
259	Hampton House	00.019	20.980
260	Maryland Cup	00.019	20.999
261	Mrs Filbert Margarine Co.	00.019	21.018
262	Police Dept	00.019	21.037
263	Receipe Food Inc.	00.019	21.056
264	Social Security	00.019	21.075
265	Van Sant Dugdale Co.	00.019	21.094
266	Whitaker Paper Co.	00.019	21.113
267	C & P Phone Co., Box 1541	00.018	21.131
268	Esplanade Apts	00.018	21.149
269	Fort Howard	00.018	21.167
270	Gunther Brewery	00.018	21.185
271	Hpk Pl Commr of Mtr Vehls	00.018	21.203
272	Metro Life Ins Co. (Zone 14)	00.018	21.221
273	Ovelmo	00.018	21.239

## APPENDIX E (Continued)

		<u>Percent</u>	<u>Cumulative Percent</u>
274	Westinghouse (Zone 23)	00.018	21.257
275	Cambridge Arms Apt.	00.017	21.274
276	Chevrolet	00.017	21.291
277	Drumcliff Burkleigh Kirkley	00.017	21.308
278	Gray Bar Electric Supply Co.	00.017	21.325
279	N. Hess & Sons	00.017	21.342
280	Student Det. Officers	00.017	21.359
281	Warrenton Apts	00.017	21.376
282	1452-Md-Training School	00.016	21.392
283	American Bank Stationary Co.	00.016	21.408
284	Balt. Transfer	00.016	21.424
285	Barton Cotton Co.	00.016	21.440
286	Enoch Pratt Library	00.016	21.456
287	Home Ins. Co.	00.016	21.472
288	Maryland General Hospital	00.016	21.488
289	State Accident Fund	00.016	21.504
290	Zamoiski, Jos. M.	00.016	21.520
291	Baltimore Transit	00.015	21.535
292	Calvert Fire Insurance	00.015	21.550
293	Crown, Cork and Seal Co.	00.015	21.565
294	C & P Phone Co., Box 1591	00.015	21.580
295	English-American Tailors	00.015	21.595
296	Home for Incurables	00.015	21.610
297	Langenfelter	00.015	21.625
298	Lord Baltimore Hotel	00.015	21.640
299	Loyola High S.	00.015	21.655
300	Mount St. Agnes	00.015	21.670
301	Towson National Bank	00.015	21.685
302	American Totalicator	00.014	21.699
303	Greenspring Dairy	00.014	21.713
304	J. H. School of Hygiene	00.014	21.727
305	Loyola College	00.014	21.741
306	M. Shaivitz	00.014	21.755
307	Pemco	00.014	21.769
308	Peoples Bank	00.014	21.783
309	Provident Hospital-17	00.014	21.797
310	U. S. Veterans Hosp.	00.014	21.811
311	WFBR	00.014	21.825
312	American Can Co.	00.013	21.838
313	Butler Bros.	00.013	21.851
314	Calvert Drug	00.013	21.864
315	C. D. Kenny Co.	00.013	21.877
316	Elliott Mach.	00.013	21.890
317	Emerson Drug	00.013	21.903
318	Hedwin	00.013	21.916
319	Highlandtown (Zone 24)	00.013	21.929
320	John Hancock Ins. Co.	00.013	21.942



## APPENDIX E (Continued)

	<u>Percent</u>	<u>Cumulative Percent</u>	
321	Marlborough Apartments	00.013	21.955
322	Metro Life Ins. 31 Light St.	00.013	21.968
323	Sparrows Pt. Solids	00.013	21.981
324	Triumph	00.013	21.994
325	Bendix (Zone 9)	00.012	22.006
326	Continental Can Co-13	00.012	22.018
327	Curtis Bay (Zone 26)	00.012	22.030
328	Emersonian Apts.	00.012	22.042
329	Headquarters and Hdqtrs. Co.	00.012	22.054
330	Moses Kahn & Sons	00.012	22.066
331	Penn Threshermens Farmers Inc.	00.012	22.078
332	Peterson Howell and Heather	00.012	22.090
333	Rustless	00.012	22.102
334	Shofer Furn.	00.012	22.114
335	State Dept. of Educators	00.012	22.126
336	Stein Bros & Boyce	00.012	22.138
337	Walbrook - 16	00.012	22.150
338	Western Maryland RR	00.012	22.162
339	WCAO Radio	00.012	22.174
340	Balmar	00.011	22.185
341	Blackstone Apts	00.011	22.196
342	Brooklyn (Zone 25)	00.011	22.207
343	Continental Can Co.	00.011	22.218
344	C & P Phone Co., Box 1511	00.011	22.229
345	General Adj Bur.	00.011	22.240
346	Home Mutual Ins. Co.	00.011	22.251
347	Maryland Paper	00.011	22.262
348	South Station Boxes (Zone 30)	00.011	22.273
349	Western Auto	00.011	22.284
350	American Standard Radiator	00.010	22.294
351	Baltimore City Jail	00.010	22.304
352	Baltimore Life Insurance Co.	00.010	22.314
353	Blums Inc.	00.010	22.324
354	Boxes-Firms A-L	00.010	22.334
355	Coca Cola	00.010	22.344
356	Lasting Products Co.	00.010	22.354
357	Murray Corp.	00.010	22.364
358	Proctor and Gamble	00.010	22.374
359	Southern Hotel	00.010	22.384
360	State Police (Zone 8)	00.010	22.394
361	U.S. Rubber Co.	00.010	22.404
362	Veterans Administration	00.010	22.414
363	Welsh Construction Co.	00.010	22.424
364	W. T. Cowan	00.010	22.434
365	Allied Ins. Co.	00.009	22.443
366	Allstate Ins. Co.	00.009	22.452
367	Amer. Smelting & Refining Co.	00.009	22.461



## APPENDIX E (Continued)

	<u>Percent</u>	<u>Cumulative Percent</u>	
368	Armco Drainage	00.009	22.470
369	B & O Lombard & Libty Sts.	00.009	22.479
370	Castlebergs	00.009	22.488
371	C & P Phone Co., St. Paul St.	00.009	22.497
372	C & P Phone Co., Box 1521	00.009	22.506
373	Equitable Life Assn Cashier	00.009	22.515
374	John Deere Plow Co.	00.009	22.524
375	Josephite Fathers	00.009	22.533
376	Liberty Bell Studio	00.009	22.542
377	Rices Bakery	00.009	22.551
378	Schenuit	00.009	22.560
379	Standard Oil	00.009	22.569
380	Afro American	00.008	22.577
381	American Credit	00.008	22.585
382	A A Chemical Co.	00.008	22.593
383	Bull S S Co.	00.008	22.601
384	Eutaw Savings Bank	00.008	22.609
385	Immaculate Conception	00.008	22.617
386	J. J. Hains	00.008	22.625
387	Maryland Fire Underwriters	00.008	22.633
388	Probation Dept.	00.008	22.641
389	Ruckert Term Corp	00.008	22.649
390	Schleisner Co.	00.008	22.657
391	Shillcrafty	00.008	22.665
392	Universal Finance	00.008	22.673
393	Associate Loan	00.007	22.680
394	Boxes (Firms M-Z)	00.007	22.687
395	Clerk of Court	00.007	22.694
396	Englander Co. 330 Warwick Ave.	00.007	22.701
397	Equitable Life Ins. Co.	00.007	22.708
398	Fridgidare Corp	00.007	22.715
399	General Motors Parts Div.	00.007	22.722
400	Home Beneficial Life Ins. Co-17	00.007	22.729
401	Household Loan	00.007	22.736
402	International Harvester	00.007	22.743
403	Koinonia Foundation	00.007	22.750
404	Maryland Match	00.007	22.757
405	Md. Lumber Co., 300 N. Warwick Ave	00.007	22.764
406	Monumental Life Ins. Co.	00.007	22.771
407	Official (Zone 2)	00.007	22.778
408	Rubberoid Co.	00.007	22.785
409	Sharp & Dohme	00.007	22.792
410	Sun Life Ins. Co. of Canada	00.007	22.799
411	Weiskettle	00.007	22.806
412	Arcrods	00.006	22.812
413	Baugh & Sons Co.	00.006	22.818
414	Boston Old Colony Ins. Co.	00.006	22.824

## APPENDIX E (Continued)

	<u>Percent</u>	<u>Cumulative Percent</u>	
415	Bunting Chemical Co.	00.006	22.830
416	Friendship Internl Airport	00.006	22.836
417	Grants 5 and 10	00.006	22.842
418	Meed Miller Co.	00.006	22.848
419	Nationwide Adjust 5405 York	00.006	22.854
420	Swindell Glass	00.006	22.860
421	S. Schapiro	00.006	22.866
422	United Clay Products Co.	00.006	22.872
423	A. L. Mathias	00.005	22.877
424	B & O (Zone 23)	00.005	22.882
425	Central Records Facilities	00.005	22.887
426	Conn. Genl Life Ins. Co.	00.005	22.892
427	Hammond Tax Collector	00.005	22.897
428	Maryland Bakery	00.005	22.902
429	Metro Life Ins., 341 Calvert St.	00.005	22.907
430	Monumental Life Insurance Co.	00.005	22.912
431	Ramsay Scarlett Co.	00.005	22.917
432	Reliable Stores	00.005	22.922
433	Seaboard Steel	00.005	22.927
434	U. S. Printing Litho	00.005	22.932
435	Whiting Turner	00.005	22.937
436	American Ice Co.	00.004	22.941
437	Howard Crook Co.	00.004	22.945
438	Princess Shopp-23	00.004	22.949
439	Seaboard Bros.	00.004	22.953
440	Thompson Trailer	00.004	22.957
441	Union News	00.004	22.961
442	Universal Carloading Dist. Co.	00.004	22.965
443	Collector of Customs	00.003	22.968
444	Dept. of Health	00.003	22.971
445	Dept. of Employees Security	00.003	22.974
446	Glassip	00.003	22.977
447	Gulf Oil Co.	00.003	22.980
448	Home Utilities	00.003	22.983
449	Ingram Hall	00.003	22.986
450	McCardle & Walsh	00.003	22.989
451	Mutual Benefit Health Ins.	00.003	22.992
452	Real Estate Title Co.	00.003	22.995
453	Rexall Drugs (Zone 6)	00.003	22.998
454	Rivera Apartments-17	00.003	23.001
455	Southern Jobbing Co.	00.003	23.004
456	Westn Elec Co. 2300 Broening Hy	00.003	23.007
457	Woodholme Country Club	00.003	23.010
458	Amer. Oil Co.	00.002	23.012
459	Baltimore County Police	00.002	23.014
460	Brunning Bros.	00.002	23.016
461	C & P Phone Co. Box 1491	00.002	23.018

## APPENDIX E (Continued)

		<u>Percent</u>	<u>Cumulative Percent</u>
462	First Federal	00.002	23.020
463	JAGO	00.002	23.022
464	Maryland Etching	00.002	23.024
465	Metro Life Insurance Co (Zone 26)	00.002	23.026
466	Penn Mutual Life Ins	00.002	23.028
467	Robert and Heard	00.002	23.030
468	Socony Vac Oil Co.	00.002	23.032
469	Swift and Co.	00.002	23.034
470	Title Guarantee Co.	00.002	23.036
471	C C Lang Co.	00.001	23.037
472	Gibbs and Co.	00.001	23.038
473	U. S. Ind Chemical	00.001	23.039
474	W. A. Taylor	00.001	23.040
475	Amer. Mutual	00.000	23.040
476	Baumgartner Downing	00.000	23.040
477	Employee Corp.	00.000	23.040
478	General Elec. Credit	00.000	23.040
479	Hartford Acc.and Ind.	00.000	23.040
480	Life Casualty Ins. Co.	00.000	23.040
481	Maryland H <sub>o</sub> spital Service	00.000	23.040
482	Maryland Gen. Hosp.	00.000	23.040
483	Metro Life Ins 113 E. Balto St.	00.000	23.040
484	Nationwide Adjust 5106 York	00.000	23.040
485	State Tax Comm	00.000	23.040
486	Union Trust	00.000	23.040
487	Wm. H. Cole and Sons	00.000	23.040

## APPENDIX F

### Tabulation of Estimated Percentages of the Total Volume to Each Firm Direct for Baltimore Incoming Third Class Mail

	<u>Percent</u>	<u>Cumulative Percent</u>	
001	Johns Hopkins U. (Zone 18)	00.566	.566
002	Johns Hopkins Hospital	00.395	.961
003	Glen L. Martin	00.236	1.197
004	University Hospital	00.157	1.354
005	Westinghouse Frdshp Airport	00.148	1.502
006	Black and Decker	00.133	1.635
007	Morgan College (Zone 12)	00.118	1.753
008	Bendix	00.107	1.860
009	Section 4 451-598	00.107	1.967
010	Pikesville (Zone 8)	00.099	2.066
011	Marine Hospital	00.097	2.163
012	Boxes (Zone 2)	00.095	2.258
013	Halethorpe (Zone 27)	00.089	2.347
014	Hampden (Zone 11)	00.081	2.428
015	Goucher College	00.080	2.508
016	Section 13 1621-1717	00.076	2.584
017	Sinai Hospital	00.076	2.660
018	Section 10 1381-1491	00.074	2.734
019	City Hospital	00.070	2.804
020	Loyola College	00.069	2.873
021	Gas and Electric Co.	00.067	2.940
022	Rustless	00.067	3.007
023	Section 16 1935-2017	00.063	3.070
024	Dundalk (Zone 22)	00.060	3.130
025	Curtis Bay Boxes	00.058	3.188
026	Koppers Co.	00.058	3.246
027	Section 6 781-928	00.058	3.304
028	Notre Dame (Zone 10)	00.056	3.360
029	Seton Institute	00.056	3.416
030	Bethlehem Steel Co.	00.055	3.471
031	Sunpapers	00.054	3.525
032	Towson (Zone 4)	00.054	3.579
033	Boxes (Zone 1)	00.052	3.631
034	Saint Joseph Hospital	00.051	3.682
035	Highlandtown Boxes	00.050	3.732
036	Johns Hopkins Medical School	00.050	3.782
037	Davison	00.048	3.830
038	Westn Elec. Co. 2500 Broening Hy	00.048	3.878
039	St. Mary Seminary	00.047	3.925
040	Brooklyn Boxes	00.043	3.968



## APPENDIX F (Continued)

		<u>Percent</u>	<u>Cumulative Percent</u>
041	Mount Washington (Zone 9)	00.043	4.011
042	Mount St. Agnes	00.043	4.054
043	Sheppard Pratt	00.043	4.097
044	St. Agnes Hospital	00.043	4.140
045	Catonsville (Zone 28)	00.042	4.182
046	Fort Howard	00.042	4.224
047	Gwynn Oak (Zone 7)	00.042	4.266
048	Temple Garden Apts	00.041	4.307
049	Clifton (Zone 13)	00.040	4.347
050	J H School of Hygiene	00.040	4.387
051	Section 7 931-1078	00.040	4.427
052	Section 17 2035-2137	00.039	4.466
053	Arlington (Zone 15)	00.037	4.503
054	Fidelity Balto National Bank	00.037	4.540
055	Raspeburg (Zone 6)	00.037	4.577
056	Section 14 1735-1817	00.037	4.614
057	Section 5 601-778	00.037	4.651
058	Essex (Zone 21)	00.035	4.686
059	Hamilton (Zone 14)	00.035	4.721
060	Section 3 301-448	00.035	4.756
061	Mathieson Chemical Co.	00.034	4.790
062	B & O (Zone 1)	00.033	4.823
063	Crown, Cork and Seal Co.	00.033	4.856
064	Provident Hospital-17	00.033	4.889
065	Westinghouse Electric Co.	00.033	4.922
066	Middle River (Zone 20)	00.032	4.954
067	Esplanade Apts	00.031	4.985
068	Lutheran Hospital (Zone 16)	00.031	5.016
069	Section 1 1-148	00.031	5.047
070	Wyman Park Apartments	00.031	5.078
071	Elliott Mach.	00.030	5.108
072	Franklin (Zone 23)	00.030	5.138
073	Hutzler Co.	00.030	5.168
074	USF & G Co.	00.029	5.197
075	100 W University-Parkway	00.028	5.225
076	Boxes (Zone 8)	00.028	5.253
077	Section 2 151-298	00.028	5.281
078	Boxes (Zone 28)	00.027	5.308
079	Eastern Venetian Blind	00.027	5.335
080	Noxema Cream Co.	00.027	5.362
081	Cross and Blackwell	00.026	5.388
082	Pemco	00.026	5.414
083	St. Charles College	00.026	5.440
084	Cats Paw (Zone 30)	00.025	5.465
085	Emersonian Apts	00.025	5.490
086	Womens Hospital-17	00.025	5.515
087	Govans (Zone 12)	00.024	5.539



## APPENDIX F (Continued)

		<u>Percent</u>	<u>Cumulative Percent</u>
088	Marlborough Apartments	00.024	5.563
089	Section 8 1081-1228	00.024	5.587
090	Coast Guard Yard	00.023	5.610
091	Davis Masury	00.023	5.633
092	Maryland General Hospital	00.023	5.656
093	News-Post	00.023	5.679
094	Schenuit	00.023	5.702
095	Amer. Smelting & Refining Co.	00.022	5.724
096	Co-Oper Mills	00.022	5.746
097	Druid (Zone 17)	00.022	5.768
098	Pompeian Oil	00.022	5.790
099	Read Drug	00.022	5.812
100	Church Home Infirmary	00.021	5.833
101	Official General Del 33	00.021	5.854
102	Sparrows Point Boxes	00.021	5.875
103	Spring Grove State Hospital	00.021	5.896
104	State Teachers College	00.021	5.917
105	Hampton House	00.020	5.937
106	Roland Park (Zone 10)	00.020	5.957
107	Section 12 1501-1617	00.020	5.977
108	Maryland Casualty Co.	00.019	5.996
109	American Standard Radiator	00.018	6.014
110	Baltimore Sales Book	00.018	6.032
111	Carroll (Zone 29)	00.018	6.050
112	General Automatic	00.018	6.068
113	Hochschild Kohn Co.	00.018	6.086
114	Patterson (Zone 31)	00.018	6.104
115	Probation ept	00.018	6.122
116	South (Zone 30)	00.018	6.140
117	Bon Secours Hospital	00.017	6.157
118	Equitable Trust @.	00.017	6.174
119	Hecht Co.	00.017	6.191
120	Mercy Hospital	00.017	6.208
121	National Brewery No Box Number	00.017	6.225
122	Section 15 1835-1917	00.017	6.242
123	W. A. Taylor	00.017	6.259
124	Balmar	00.016	6.275
125	Cannon Shoe Company-17	00.016	6.291
126	Commercial Credit	00.016	6.307
127	Fidelity and Deposit Co.	00.016	6.323
128	South Baltimore Hospital	00.016	6.339
129	East End (Zone 5)	00.015	6.354
130	Union Trust Co.	00.015	6.369
131	Anchor Post	00.014	6.383
132	Dept of Health	00.014	6.397
133	Fort Howard Hospital	00.014	6.411

## APPENDIX F (Continued)

		<u>Percent</u>	<u>Cumulative Percent</u>
134	Gunther Brewery	00.014	6.425
135	Lord Baltimore Hotel	00.014	6.439
136	May Co.	00.014	6.453
137	Murray Corp.	00.014	6.467
138	Section 9 1231-1378	00.014	6.481
139	Walbrook-16	00.014	6.495
140	American Can Co.	00.013	6.508
141	Baltimore Transit	00.013	6.521
142	Hedwin	00.013	6.534
143	Sparrows Pt. Solids	00.013	6.547
144	Standard Oil Esso	00.013	6.560
145	Standard Oil	00.013	6.573
146	Bendix (Zone 9)	00.012	6.585
147	Bunting Chemical Co.	00.012	6.597
148	Corkran Hill Co-23	00.012	6.609
149	American Oil Co. (Box 507)	00.011	6.620
150	Chevrolet	00.011	6.631
151	Clerk of Court	00.011	6.642
152	Franklin Square Hospital	00.011	6.653
153	Lasting Products Co.	00.011	6.664
154	Md. Trust Co.	00.011	6.675
155	Rev Lowman	00.011	6.686
156	Rheem	00.011	6.697
157	South Station Boxes (Zone 30)	00.011	6.708
158	A & P Tea Co.	00.010	6.718
159	Enoch Pratt Library	00.010	6.728
160	Van Sant Dugdale Co.	00.010	6.738
161	Alex Brown & Sons	00.009	6.747
162	Continental Can Co-13	00.009	6.756
163	Dept of Employees Security	00.009	6.765
164	Emerson Hotel	00.009	6.774
165	First Natl Bank	00.009	6.783
166	Home for Incurables	00.009	6.792
167	Pittsburgh Plate Glass Co.	00.009	6.801
168	Rivera Apartments-17	00.009	6.810
169	Southern Hotel	00.009	6.819
170	S. Schapiro	00.009	6.828
171	Weiskettle	00.009	6.837
172	WJZ	00.009	6.846
173	Armco Drainage	00.008	6.854
174	Baltimore Paint and Color	00.008	6.862
175	Boxes-Towson Tertiary	00.008	6.870
176	Brooklyn (Zone 25)	00.008	6.878
177	Continental Can Co.	00.008	6.886
178	Curtis Bay (Zone 26)	00.008	6.894
179	C & P Phone Co. St. Paul St.	00.008	6.902

## APPENDIX F (Continued)

		<u>Percent</u>	<u>Cumulative Percent</u>
180	Friendship Internl. Airport	00.008	6.910
181	Ingram Hall	00.008	6.918
182	McCormick Co.	00.008	6.926
183	US Ind. Chemical	00.008	6.934
184	Afro American	00.007	6.941
185	Arcrods	00.007	6.948
186	Bethlehem Ship Building (Zone 30)	00.007	6.955
187	Blums Inc.	00.007	6.962
188	B & O (Zone 23)	00.007	6.969
189	C C Lang Co.	00.007	6.976
190	Md Lumber Co. 300 N. Warwick Ave.	00.007	6.983
191	Baltimore County Police	00.006	6.989
192	Baugh & Sons Co.	00.006	6.995
193	Board of Education	00.006	7.001
194	Emerson Drug	00.006	7.007
195	Highlandtown (Zone 24)	00.006	7.013
196	Koinonia Foundation	00.006	7.019
197	Mercantile Safe Deposit Trust	00.006	7.025
198	Mercantile Trust Co.	00.006	7.031
199	Rubberoid Co.	00.006	7.037
200	Ruckert Term Corp.	00.006	7.043
201	State Police (Zone 8)	00.006	7.049
202	American Totalicator	00.005	7.054
203	Arundel Corp	00.005	7.059
204	Balt Fed Savings and Loan	00.005	7.064
205	Bragers	00.005	7.069
206	Calvert Fire Insurance	00.005	7.074
207	Cary Machinery Co.	00.005	7.079
208	Coca Cola	00.005	7.084
209	Hammond Tax Collector	00.005	7.089
210	Immaculate Conception	00.005	7.094
211	I. C. Isaac Co.	00.005	7.099
212	Julius Gutman	00.005	7.104
213	Langenfelter	00.005	7.109
214	Maryland Paper	00.005	7.114
215	Mrs. Filbert Margarine Co.	00.005	7.119
216	M. Shaivitz	00.005	7.124
217	New Amsterdam Casualty Co.	00.005	7.129
218	Sears and Roebuck Co.	00.005	7.134
219	Stein Bros and Boyce	00.005	7.139
220	Stewart and Co.	00.005	7.144
221	American Stores	00.004	7.148
222	American Credit	00.004	7.152
223	Baltimore Life Insurance Co.	00.004	7.156
224	Butler Bros	00.004	7.160
225	Charles Antel	00.004	7.164
226	C. D. Kenny Co.	00.004	7.168

## APPENDIX F (Continued)

		<u>Percent</u>	<u>Cumulative Percent</u>
227	Englander Co. 330 Warwick Ave.	00.004	7.172
228	English-American Tailors	00.004	7.176
229	General Electric Supply Co.	00.004	7.180
230	General Motors Parts Div.	00.004	7.184
231	Greenspring Dairy	00.004	7.188
232	Louis Marcus Co-23	00.004	7.192
233	Message Center (Zone 19)	00.004	7.196
234	Pennsylvania Produce Terminal	00.004	7.200
235	Peoples Bank	00.004	7.204
236	Receipe Food Inc.	00.004	7.208
237	Sherwood Oil Co.	00.004	7.212
238	Swindell Glass	00.004	7.216
239	U. S. Printing Litho	00.004	7.220
240	Western Maryland R R	00.004	7.224
241	Westinghouse (Zone 23)	00.004	7.228
242	1452-Md-Training School	00.003	7.231
243	A A Chemical Co.	00.003	7.234
244	Baltimore City Jail	00.003	7.237
245	Balt. Transfer	00.003	7.240
246	Catonsville National Bank	00.003	7.243
247	Comfy Manufacturing Co-23	00.003	7.246
248	C & P Telephone (Zone 4)	00.003	7.249
249	Federal Reserve Bank	00.003	7.252
250	Friez	00.003	7.255
251	Headquarters and Hdqtrs Co.	00.003	7.258
252	Howard Crook Co.	00.003	7.261
253	Levinson and Klein	00.003	7.264
254	Maryland Penitentiary	00.003	7.267
255	Maryland Hospital Service	00.003	7.270
256	Moses Kahn and Sons	00.003	7.273
257	Shofer Furn	00.003	7.276
258	Southern Jobbing Co.	00.003	7.279
259	Sun Life Ins. Co.	00.003	7.282
260	Triumph	00.003	7.285
261	Western Auto	00.003	7.288
262	2nd National Bank	00.002	7.290
263	American Bank Stationary Co.	00.002	7.292
264	Army and Air Force Exchange	00.002	7.294
265	Boxes-Firms A-L	00.002	7.296
266	Boxes (Zone 12)	00.002	7.298
267	Commissioner Motor Vehicles	00.002	7.300
268	C & P Phone Co. Light St.	00.002	7.302
269	Dept of Public Welfare	00.002	7.304
270	Drumcliff Burkleigh Kirkley	00.002	7.306
271	Eutaw Savings Bank	00.002	7.308
272	Fort Holabird	00.002	7.310



## APPENDIX F (Continued)

		<u>Percent</u>	<u>Cumulative Percent</u>
273	Gray Bar Electric Supply Co.	00.002	7.312
274	Harry T. Campbell	00.002	7.314
275	Holy Trinity Fathers	00.002	7.316
276	Home Utilities	00.002	7.318
277	Hynson Wescott and Dunning	00.002	7.320
278	I. Hamburger & Sons	00.002	7.322
279	James W. Rouse & Co.	00.002	7.324
280	Loyola Bldg & Loan	00.002	7.326
281	Loyola High S.	00.002	7.328
282	McCardle and Walsh	00.002	7.330
283	Monumental Life Ins. Co.	00.002	7.332
284	N. Hess & Sons	00.002	7.334
285	Penguin Book Co.	00.002	7.336
286	Reliable Stores	00.002	7.338
287	Rices Bakery	00.002	7.340
288	Riggs Warfield Rolason	00.002	7.342
289	State Roads Comm.	00.002	7.344
290	Stella Maris	00.002	7.346
291	S & N Katz, Inc.	00.002	7.348
292	Thompson Trailer	00.002	7.350
293	Towson National Bank	00.002	7.352
294	University Hospital	00.002	7.354
295	Veterans Administration (Zone 2)	00.002	7.356
296	Waverly Press	00.002	7.358
297	Woodholme Country Club	00.002	7.360
298	American Oil Co. (Box 1956)	00.001	7.361
299	American Ice Co.	00.001	7.362
300	A. L. Mathias	00.001	7.363
301	Barton Cotton Co.	00.001	7.364
302	Baumgartner Downing	00.001	7.365
303	Bull S S Co.	00.001	7.366
304	Castlebergs	00.001	7.367
305	C & P Tele Co. 5 Light St-2	00.001	7.368
306	Gulf Oil Co.	00.001	7.369
307	Hochschild Kohn	00.001	7.370
308	Hoffberger	00.001	7.371
309	Home Mutual Ins. Co.	00.001	7.372
310	Hutzler Bros.	00.001	7.373
311	Insurance Co. of North America	00.001	7.374
312	International Harvester Co.	00.001	7.375
313	Josephite Fathers	00.001	7.376
314	J. J. Hains	00.001	7.377
315	Leon Levy	00.001	7.378
316	Liberty Mutual Ins. Co.	00.001	7.379
317	L. A. Benson	00.001	7.380
318	Maryland Cup	00.001	7.381



## APPENDIX F (Continued)

	<u>Percent</u>	<u>Cumulative Percent</u>	
319	Maryland Match	00.001	7.382
320	Maryland Bakery	00.001	7.383
321	Monumental Life Ins. Co.	00.001	7.384
322	Monumental Life Insurance Co.	00.001	7.385
323	Official (Zone 2)	00.001	7.386
324	Police Dept.	00.001	7.387
325	Princess Shopp-23	00.001	7.388
326	Provident Savings Bank	00.001	7.389
327	Robert and Heard	00.001	7.390
328	Schleisner Co.	00.001	7.391
329	Seaboard Bros.	00.001	7.392
330	State Dept of Educators	00.001	7.393
331	Student Det. Enlisted	00.001	7.394
332	Student Det. Officers	00.001	7.395
333	Unemployment Comp. Libty St.	00.001	7.396
334	Whitaker Paper Co.	00.001	7.397
335	WFBR	00.001	7.398
336	W. T. Cowan	00.001	7.399
337	Zamoiski, Jos. M.	00.001	7.400
338	Amer. Oil Co.	00.000	7.400
339	Blue Cross	00.000	7.400
340	Boxes (Firms M-Z)	00.000	7.400
341	Brunning Bros.	00.000	7.400
342	B & O Charles & Balt Sts	00.000	7.400
343	B & O Camden Station	00.000	7.400
344	B & O Lombard & Libty Sts.	00.000	7.400
345	Central Records Facilities	00.000	7.400
346	City Tax Collector	00.000	7.400
347	Collector of Customs	00.000	7.400
348	Commercial Credit Corp	00.000	7.400
349	Conn Genl Life Ins. Co.	00.000	7.400
350	Dept. Health Education Welfare	00.000	7.400
351	Dir Internal Revenue Custom	00.000	7.400
352	Dir Internal Revenue 28 Hpk Pl	00.000	7.400
353	Dunn and Bradstreet	00.000	7.400
354	Eastern Acc Corp.	00.000	7.400
355	Employee Corp	00.000	7.400
356	Equitable Life Assn Cashier	00.000	7.400
357	Esso	00.000	7.400
358	Fidelity Bank	00.000	7.400
359	Firms (Zones 20 and 21)	00.000	7.400
360	First Federal	00.000	7.400
361	General Motors Acceptance Corp.	00.000	7.400
362	General Elec. Credit	00.000	7.400
363	Gibbs & Co.	00.000	7.400
364	Glassip	00.000	7.400
365	Grants 5 and 10	00.000	7.400

## APPENDIX F (Continued)

	<u>Percent</u>	<u>Cumulative Percent</u>	
366	Harford Acc & Ind	00.000	7.400
367	Hecht Co.	00.000	7.400
368	Hochschild Kohn Co.	00.000	7.400
369	Home Beneficial Life Ins Co-17	00.000	7.400
370	Home Ins. Co.	00.000	7.400
371	Household Loan	00.000	7.400
372	Hpk Pl Commr of Mtr Vehls	00.000	7.400
373	Hutzler Bros.	00.000	7.400
374	Internal Revenue	00.000	7.400
375	JAGO	00.000	7.400
376	Liberty Bell Studio	00.000	7.400
377	Maryland Hospital Service	00.000	7.400
378	Maryland Unemployment Hpk Pl	00.000	7.400
379	Maryland General Hospital	00.000	7.400
380	Maryland Fire Underwriters	00.000	7.400
381	Maryland Etching	00.000	7.400
382	Maryland Gen. Hosp.	00.000	7.400
383	May Co.	00.000	7.400
384	Md. Unemployment Compensation	00.000	7.400
385	Meed Miller Co.	00.000	7.400
386	Metropolitan Life Insurance Co.	00.000	7.400
387	Metro Life Insurance (Zone 7)	00.000	7.400
388	Metro Life Ins. Co. (Zone 14)	00.000	7.400
389	Metro Life Ins. 31 Light St.	00.000	7.400
390	Metro Life Ins. 341 Calvert St.	00.000	7.400
391	Metro Life Insurance Co. (Zone 26)	00.000	7.400
392	Metro Life Ins. 113 E Balto St.	00.000	7.400
393	Montgomery Ward 32	00.000	7.400
394	Mrs. Filberts Box 26	00.000	7.400
395	Mutual Benefit Health Ins.	00.000	7.400
396	News-Post Contest	00.000	7.400
397	Ovelmo	00.000	7.400
398	Penn Mutual Life Ins.	00.000	7.400
399	Penn Threshermens Farmers Inc.	00.000	7.400
400	Peoples Life Ins. Co.	00.000	7.400
401	Peoples Court	00.000	7.400
402	Probation Dept.	00.000	7.400
403	Proctor and Gamble	00.000	7.400
404	Ramsay Scarlett Co.	00.000	7.400
405	Real Estate Title Co.	00.000	7.400
406	Rexall Drugs (Zone 6)	00.000	7.400
407	Seaboard Steel	00.000	7.400
408	Shell Oil Box 6870	00.000	7.400
409	Shillcrafty	00.000	7.400
410	Social Security	00.000	7.400
411	Social Security	00.000	7.400
412	State Tax	00.000	7.400

APPENDIX F (Continued)

		<u>Percent</u>	<u>Cumulative Percent</u>
413	State Dept Budget Procurement	00.000	7.400
414	State Accident Fund	00.000	7.400
415	State Tax Comm	00.000	7.400
416	Stebbins Anderson	00.000	7.400
417	Stewards	00.000	7.400
418	Title Guarantee Co.	00.000	7.400
419	Traffic Court	00.000	7.400
420	Travelers Ins. Co.	00.000	7.400
421	U. S. Rubber Co.	00.000	7.400
422	Union Trust 1226 N. Charles St.	00.000	7.400
423	Union News	00.000	7.400
424	United Clay Products Co.	00.000	7.400
425	Universal Finance	00.000	7.400
426	Universal Carloading Dist. Co.	00.000	7.400
427	Veterans Administration	00.000	7.400
428	Weaver Bros.	00.000	7.400
429	Welsh Construction Co.	00.000	7.400
430	Westn Elec. Co. 2300 Broening Hy.	00.000	7.400
431	Wm. H. Cole & Sons	00.000	7.400
432	Workmans Compensation Comm.	00.000	7.400
433	WCAO Radio	00.000	7.400
434	C and P Phone Co. PO Boxes	00.000	7.400

APPENDIX G

Tabulation of Estimated Percentages of the Total  
Volume to Each Destination for Baltimore  
Incoming First and Third Class Combined Mail

	<u>Percent</u>	<u>Cumulative Percent</u>	
001	Dept Health Education Welfare	1.285	1.285
002	Montgomery Ward 32	00.734	2.019
003	Gas and Electric Co.	00.473	2.492
004	American Oil Co. (Box 1956)	00.451	2.943
005	Johns Hopkins U. (Zone 18)	00.324	3.267
006	Johns Hopkins Hospital	00.265	3.532
007	Boxes (Zone 2)	00.229	3.761
008	Section 10 1381-1491	00.196	3.957
009	Glen L. Martin	00.171	4.128
010	Sunpapers	00.169	4.297
011	Dir Internal Revenue Custom	00.162	4.459
012	Esso	00.161	4.620
013	Section 13 1621-1717	00.154	4.774
014	Internal Revenue	00.153	4.927
015	Section 4 451-598	00.141	5.068
016	B & O (Zone 1)	00.130	5.198
017	Section 9 1231-1378	00.129	5.327
018	Hecht Co.	00.124	5.451
019	Hutzler Bros.	00.123	5.574
020	Mrs. Elberts Box 26	00.123	5.697
021	News-Post Contest	00.123	5.820
022	USF & G Co.	00.118	5.938
023	Black and Decker	00.117	6.055
024	Blue Cross	00.116	6.171
025	Hochschild Kohn Co.	00.116	6.287
026	Section 12 1501-1617	00.116	6.403
027	Commissioner Motor Vehicles	00.114	6.517
028	Hampden (Zone 11)	00.114	6.631
029	Boxes (Zone 1)	00.111	6.742
030	Unemployment Comp Libty St	00.110	6.852
031	Equitable Trust Co.	00.108	6.960
032	Union Trust Co.	00.107	7.067
033	Section 1 1-148	00.104	7.171
034	Section 6 781-928	00.103	7.274
035	Highlandtown Boxes	00.100	7.374
036	Section 7 931-1078	00.098	7.472
037	Section 16 1935-2017	00.098	7.570
038	Westinghouse Frdshp Airport	00.098	7.668
039	First Natl Bank	00.092	7.760
040	Goucher College	00.091	7.851



## APPENDIX G (Continued)

	<u>Percent</u>	<u>Cumulative Percent</u>	
041	Section 15 1835-1917	00.090	7.941
042	University Hospital	00.090	8.031
043	Hecht Co.	00.089	8.120
044	Sears & Roebuck Co.	00.089	8.209
045	B & O Charles & Balt Sts.	00.088	8.297
046	Bendix	00.086	8.383
047	Mercantile Safe Deposit Trust	00.086	8.469
048	Sinai Hospital	00.085	8.554
049	Fidelity Balto National Bank	00.084	8.638
050	Section 8 1081-1228	00.083	8.721
051	Charge It	00.082	8.803
052	Morgan College (Zone 12)	00.082	8.885
053	Social Security	00.080	8.965
054	Halethorpe (Zone 27)	00.078	9.043
055	Dundalk (Zone 22)	00.077	9.120
056	Bethlehem Steel Co.	00.075	9.195
057	News-Post	00.075	9.270
058	Probation Dept.	00.075	9.345
059	City Hospital	00.074	9.419
060	May Co.	00.074	9.493
061	Mercy Hospital	00.073	9.566
062	Monumental Life Ins Co.	00.071	9.637
063	Pikesville (Zone 8)	00.071	9.708
064	Brooklyn Boxes	00.069	9.777
065	Mathieson Chemical Co.	00.069	9.846
066	C & P Tele Co. 5 Light St-2	00.067	9.913
067	Section 14 1735-1817	00.066	9.979
068	Section 17 2035-2137	00.066	10.045
069	Marine Hospital	00.065	10.110
070	Md. Trust Co.	00.064	10.174
071	Provident Savings Bank	00.064	10.238
072	Section 3 301-448	00.064	10.302
073	City Tax Collector	00.063	10.365
074	Hutzler Bros.	00.063	10.428
075	Balt Fed. Savings & Loan	00.062	10.490
076	Bon Secours Hospital	00.061	10.551
077	Holy Trinity Fathers	00.061	10.612
078	Hutzler Co.	00.061	10.673
079	Section 2 151-298	00.061	10.734
080	Stewards	00.061	10.795
081	Maryland General Hospital	00.060	10.855
082	Section 5 601-778	00.060	10.915
083	Sherwood Oil Co.	00.058	10.973
084	St. Agnes Hospital	00.057	11.030
085	Hamilton (Zone 14)	00.053	11.083
086	Lutheran Hospital (Zone 16)	00.053	11.136



## APPENDIX G (Continued)

	<u>Percent</u>	<u>Cumulative Percent</u>	
087	Mount Washington (Zone 9)	00.053	11.189
088	Clifton (Zone 13)	00.051	11.240
089	Maryland Hospital Service	00.051	11.291
090	Saint Joseph Hospital	00.051	11.342
091	Union Memorial Hospital	00.051	11.393
092	Towson (Zone 4)	00.050	11.443
093	Curtis Bay Boxes	00.048	11.491
094	Shell Oil Box 6870	00.048	11.539
095	Standard Oil Esso	00.048	11.587
096	State Teachers College	00.048	11.635
097	American Stores	00.047	11.682
098	Stewart & Co.	00.047	11.729
099	Arlington (Zone 15)	00.046	11.775
100	Church Home Infirmary	00.046	11.821
101	Franklin Square Hospital	00.046	11.867
102	Maryland Unemployment Hpk Pl	00.046	11.913
103	Raspeburg (Zone 6)	00.046	11.959
104	Westn Elec. Co. 2500 Broening Hy	00.046	12.005
105	WBAL	00.045	12.050
106	Boxes-Towson Tertiary	00.044	12.094
107	General Motors Acceptance Corp.	00.044	12.138
108	Gwynn Oak (Zone 7)	00.044	12.182
109	Noxema Cream Co.	00.044	12.226
110	Eastern Venetian Blind	00.043	12.269
111	Leon Levy	00.043	12.312
112	Davison	00.042	12.354
113	Hochschild Kohn Co.	00.042	12.396
114	McCormick Co.	00.042	12.438
115	Union Trust 1226 N Charles St.	00.042	12.480
116	C & P Telephone (Zone 4)	00.041	12.521
117	Maryland Casualty Co.	00.041	12.562
118	Franklin (Zone 23)	00.040	12.602
119	Koppers Co.	00.040	12.642
120	Md. Unemployment Compensation	00.040	12.682
121	Sun Life Ins. Co.	00.040	12.722
122	Womens Hospital-17	00.040	12.762
123	Hochschild Kohn	00.039	12.801
124	Notre Dame (Zone 10)	00.039	12.840
125	Read Drug	00.038	12.878
126	Traffic Court	00.038	12.916
127	Essex (Zone 21)	00.037	12.953
128	Fidelity Bank	00.037	12.990
129	New Amsterdam Casualty Co.	00.037	13.027
130	Seton Institute	00.037	13.064
131	Sheppard Pratt	00.037	13.101
132	St. Mary Seminary	00.037	13.138
133	Johns Hopkins Medical School	00.036	13.174

## APPENDIX G (Continued)

	<u>Percent</u>	<u>Cumulative Percent</u>	
134	Maryland Penitentiary	00.036	13.210
135	Spring Grove State Hospital	00.036	13.246
136	L Grief	00.035	13.281
137	Carroll (Zone 29)	00.034	13.315
138	East End (Zone 5)	00.034	13.349
139	Fidelity and Deposit Co.	00.034	13.383
140	Fort Howard Hospital	00.034	13.417
141	Middle River (Zone 20)	00.034	13.451
142	Roland Park (Zone 10)	00.034	13.485
143	Temple Garden Apts	00.034	13.519
144	General Automatic	00.033	13.552
145	Louis Marcus Co-23	00.033	13.585
146	Mercantile Trust Co.	00.033	13.618
147	Cats Paw (Zone 30)	00.032	13.650
148	Loyola Bldg & Loan	00.032	13.682
149	Loyola College	00.032	13.714
150	Rev. Lowman	00.032	13.746
151	Boxes (Zone 12)	00.031	13.777
152	Boxes (Zone 28)	00.031	13.808
153	L. A. Benson	00.031	13.839
154	Julius Gutman	00.030	13.869
155	Monumental Life Ins. Co.	00.030	13.899
156	Official General Del 33	00.030	13.929
157	Rustless	00.030	13.959
158	University Hospital	00.030	13.989
159	Wyman Park Apartments	00.030	14.019
160	WJZ	00.030	14.049
161	C & P Phone Co. Box 1471	00.029	14.078
162	May Co.	00.029	14.107
163	Penguin Book Co.	00.029	14.136
164	Westinghouse Electric Co.	00.029	14.165
165	Bragers	00.028	14.193
166	Comfy Manufacturing Co-23	00.028	14.221
167	James W. Rouse & Co.	00.028	14.249
168	Baltimore Sales Book	00.027	14.276
169	Board of Education	00.027	14.303
170	Board of Education	00.027	14.330
171	Boxes (Zone 8)	00.027	14.357
172	Catonsville (Zone 28)	00.027	14.384
173	Druid (Zone 17)	00.027	14.411
174	Dunn and Bradstreet	00.027	14.438
175	Govans (Zone 12)	00.027	14.465
176	Sparrows Point Boxes	00.027	14.492
177	Cary Machinery Co.	00.026	14.518
178	Fort Howard	00.026	14.544
179	General Electric Supply Co.	00.026	14.570

## APPENDIX G (Continued)

	<u>Percent</u>	<u>Cumulative Percent</u>	
180	Message Center (Zone 19)	00.026	14.596
181	Metro Life Insurance (Zone 7)	00.026	14.622
182	Stebbins Anderson	00.026	14.648
183	St. Charles College	00.026	14.674
184	100 W. University-Parkway	00.025	14.699
185	I. Hamburger and Sons	00.025	14.724
186	Metropolitan Life Insurance Co.	00.025	14.749
187	South (Zone 30)	00.025	14.774
188	South Baltimore Hospital	00.025	14.799
189	Waverly Press	00.025	14.824
190	Cross and Blackwell	00.024	14.848
191	Federal Reserve Bank	00.024	14.872
192	Harry T. Campbell	00.024	14.896
193	Mount St. Agnes	00.024	14.920
194	Travelers Ins. Co.	00.024	14.944
195	Co-Oper Mills	00.023	14.967
196	C & P Phone Co. Light St.	00.023	14.990
197	Dept of Public Welfare	00.023	15.013
198	Dir Internal Revenue 28 Hpk Pl	00.023	15.036
199	Firms (Zones 20 & 21)	00.023	15.059
200	Liberty Mutual Ins. Co.	00.023	15.082
201	State Health	00.023	15.105
202	Coast Guard Yard	00.022	15.127
203	Esplanade Apts	00.022	15.149
204	Fort Holabird	00.022	15.171
205	General Electric Co.	00.022	15.193
206	J. H. School of Hygiene	00.022	15.215
207	National Brewery No. Box Number	00.022	15.237
208	Pompeian Oil	00.022	15.259
209	State Tax	00.022	15.281
210	Workmans Compensation Comm	00.022	15.303
211	Ambassador Apts	00.021	15.324
212	Anchor Post	00.021	15.345
213	Army & Air Force Exchange	00.021	15.366
214	Commercial Credit	00.021	15.387
215	Crown, Cork and Seal Co.	00.021	15.408
216	C & P Phone Co. Box 1481	00.021	15.429
217	Davis Masury	00.021	15.450
218	I. C. Isaac Co.	00.021	15.471
219	Patterson (Zone 31)	00.021	15.492
220	Riggs Warfield Rolason	00.021	15.513
221	S & N Katz Inc.	00.021	15.534
222	Bethlehem Ship Building (Zone 30)	00.020	15.554
223	Emerson Hotel	00.020	15.574
224	Friez	00.020	15.594
225	Hampton House	00.020	15.614
226	Provident Hospital-17	00.020	15.634

## APPENDIX G (Continued)

	<u>Percent</u>	<u>Cumulative Percent</u>
227	A & P Tea Co.	00.019 15.653
228	Commercial Credit Corp	00.019 15.672
229	Elliott Mach.	00.019 15.691
230	Levinson and Klein	00.019 15.710
231	American Oil Co. (Box 507)	00.018 15.728
232	Baltimore Paint & Color	00.018 15.746
233	Cannon Shoe Company-17	00.018 15.764
234	Catonsville National Bank	00.018 15.782
235	C & P Phone Co., Box 1461	00.018 15.800
236	Norway Apts	00.018 15.818
237	PEMCO	00.018 15.836
238	Prudential Life Ins. Co.	00.018 15.854
239	Weaver Bros.	00.018 15.872
240	Alex Brown & Sons	00.017 15.889
241	Corkran Hill Co-23	00,017 15.906
242	Gunther Brewery	00.017 15.923
243	International Harvester Co.	00.017 15.940
244	Marlborough Apartments	00.017 15.957
245	Metropolitan Life Ins. Co.	00.017 15.974
246	Pittsburgh Plate Glass Co.	00.017 15.991
247	Rheem	00.017 16.008
248	State Dept. Budget Procurement	00.017 16.025
249	Veterans Administration (Zone 2)	00.017 16.042
250	Charles Antel	00.016 16.058
251	C & P Phone Co. Box 1571	00.016 16.074
252	C & P Phone Co. Box 1581	00.016 16.090
253	Emersonian Apts	00.016 16.106
254	Greenway Apts	00.016 16.122
255	Hoffberger	00.016 16.138
256	Hynson Wescott & Dunning	00.016 16.154
257	Insurance Co. of North America	00.016 16.170
258	NY Life Ins. Co.	00.016 16.186
259	State Roads Comm.	00.016 16.202
260	Stella Maris	00.016 16.218
261	Student Det Enlisted	00.016 16.234
262	Van Sant Dugdale Co.	00.016 16.250
263	Arundel Corp.	00.015 16.265
264	B & O Camden Station	00.015 16.280
265	Chevrolet	00.015 16.295
266	Homewood Apts	00.015 16.310
267	Hopkins Apts	00.015 16.325
268	Lord Baltimore Hotel	00.015 16.340
269	Mrs. Filbert Margarine Co.	00.015 16.355
270	Pennsylvania Produce Terminal	00.015 16.370
271	Peoples Life Ins Co.	00.015 16.385
272	2nd National Bank	00.014 16.399



## APPENDIX G (Continued)

		<u>Percent</u>	<u>Cumulative Percent</u>
273	Baltimore Transit	00.014	16.413
274	Enoch Pratt Library	00.014	16.427
275	Notre Dame Novitiate	00.014	16.441
276	Peoples Court	00.014	16.455
277	Receipe Food Inc.	00.014	16.469
278	Schenuit	00.014	16.483
279	Westinghouse (Zone 23)	00.014	16.497
280	Alexander and Alexander	00.013	16.510
281	American Can Co.	00.013	16.523
282	Amer.Smelting and Refining Co.	00.013	16.536
283	Eastern Acc Corp	00.013	16.549
284	Hedwin	00.013	16.562
285	Home for Incurables	00.013	16.575
286	Maryland Cup	00.013	16.588
287	Police Dept.	00.013	16.601
288	Sparrows Pt. Solids	00.013	16.614
289	Whitaker Paper Co.	00.013	16.627
290	1452-Md. -Training School	00.012	16.639
291	American Standard Radiator	00.012	16.651
292	Balmar	00.012	16.663
293	Balt Transfer	00.012	16.675
294	Bendix (Zone 9)	00.012	16.687
295	Calvert Fire Insurance	00.012	16.699
296	Cambridge Arms Apt.	00.012	16.711
297	C & P Phone Co. Box 1541	00.012	16.723
298	Drumcliff Burkleigh Kirkley	00.012	16.735
299	English-American Tailors	00.012	16.747
300	Gray Bar Electric Supply Co.	00.012	16.759
301	Hpk Pl Commr of Mtr Vehls	00.012	16.771
302	Langenfelter	00.012	16.783
303	Metro Life Ins. Co. (Zone 14)	00.012	16.795
304	N. Hess & Sons	00.012	16.807
305	Ovelmo	00.012	16.819
306	Probation Dept.	00.012	16.831
307	Social Security	00.012	16.843
308	Student Det. Officers	00.012	16.855
309	Walbrook-16	00.012	16.867
310	American Bank Stationary Co.	00.011	16.878
311	American Totalicator	00.011	16.889
312	Barton Cotton Co.	00.011	16.900
313	Continental Can Co-13	00.011	16.911
314	Curtis Bay (Zone 26)	00.011	16.922
315	Emerson Drug	00.011	16.933
316	Highlandtown (Zone 24)	00.011	16.944
317	Home Ins. Co.	00.011	16.955
318	Lasting Products Co.	00.011	16.966



## APPENDIX G (Continued)

	<u>Percent</u>	<u>Cumulative Percent</u>	
319	Maryland General Hospital	00.011	16.977
320	Murray Corp	00.011	16.988
321	M. Shaivitz	00.011	16.999
322	Peoples Bank	00.011	17.010
323	South Station Boxes (Zone 30)	00.011	17.021
324	State Accident Fund	00.011	17.032
325	Towson National Bank	00.011	17.043
326	Warrenton Apts.	00.011	17.054
327	Zamoiski, Jos. M.	00.011	17.065
328	Brooklyn (Zone 25)	00.010	17.075
329	Butler Bros.	00.010	17.085
330	Continental Can Co.	00.010	17.095
331	C & P Phone Co. Box 1591	00.010	17.105
332	C. D. Kenny Co.	00.010	17.115
333	Greenspring Dairy	00.010	17.125
334	Loyola High S.	00.010	17.135
335	Standard Oil	00.010	17.145
336	Stein Bros. and Boyce	00.010	17.155
337	Triumph	00.010	17.165
338	US Veterans Hosp	00.010	17.175
339	Western Maryland RR	00.010	17.185
340	WFBR	00.010	17.195
341	Blums Inc.	00.009	17.204
342	C & P Phone Co., St. Paul St.	00.009	17.213
343	Headquarters & Hdqtrs Co.	00.009	17.222
344	John Hancock Ins Co.	00.009	17.231
345	Maryland Paper	00.009	17.240
346	Metro Life Ins 31 Light St	00.009	17.249
347	Moses Kahn and Sons	00.009	17.258
348	Shofer Furn	00.009	17.267
349	Southern Hotel	00.009	17.276
350	Armco Drainage	00.008	17.284
351	Baltimore City Jail	00.008	17.292
352	Baltimore Life Insurance Co.	00.008	17.300
353	Bunting Chemical Co.	00.008	17.308
354	Calvert Drug	00.008	17.316
355	Clerk of Court	00.008	17.324
356	Coca Cola	00.008	17.332
357	C & P Phone Co. Box 1511	00.008	17.340
358	Home Mutual Insl Co.	00.008	17.348
359	Penn Threshermens Farmers Inc.	00.008	17.356
360	Peterson Howell and Heather	00.008	17.364
361	State Dept of Educators	00.008	17.372
362	State Police (Zone 8)	00.008	17.380
363	Weiskettle	00.008	17.388
364	Western Auto	00.008	17.396

## APPENDIX G (Continued)

	<u>Percent</u>	<u>Cumulative Percent</u>	
365	WCAO Radio	00.008	17.404
366	Afro American	00.007	17.411
367	Blackstone Apts	00.007	17.418
368	Boxes-Firms A-L	00.007	17.425
369	Castlebergs	00.007	17.432
370	General Adj Bur.	00.007	17.439
371	Immaculate Conception	00.007	17.446
372	Md Lumber Co., 300 N. Warwick Ave.	00.007	17.453
373	Proctor and Gamble	00.007	17.460
374	Rices Bakery	00.007	17.467
375	Rubberoid Co.	00.007	17.474
376	Ruckert Term Corp.	00.007	17.481
377	S: Schapiro	00.007	17.488
378	Veterans Administration	00.007	17.495
379	Welsh Construction Co.	00.007	17.502
380	W. T. Cowan	00.007	17.509
381	Allied Ins. Co.	00.006	17.515
382	Allstate Ins. Co.	00.006	17.521
383	American Credit	00.006	17.527
384	Arcrods	00.006	17.533
385	AA Chemical Co.	00.006	17.539
386	Baugh & Sons Co.	00.006	17.545
387	Bull SS Co.	00.006	17.551
388	B & O Lombard & Libty Sts.	00.006	17.557
389	B & O (Zone 23)	00.006	17.563
390	C & P Phone Co. Box 1521	00.006	17.569
391	Dept of Health	00.006	17.575
392	Englander Co. 330 Warwick Ave.	00.006	17.581
393	Equitable Life Assn Cashier	00.006	17.587
394	Eutaw Savings Bank	00.006	17.593
395	Friendship Internl Airport	00.006	17.599
396	General Motors Parts Div.	00.006	17.605
397	John Deere Plow Co.	00.006	17.611
398	Josephite Fathers	00.006	17.617
399	Koinonia Foundation	00.006	17.623
400	Liberty Bell Studio	00.006	17.629
401	Maryland Fire Underwriters	00.006	17.635
402	Schleisner Co.	00.006	17.641
403	Swindell Glass	00.006	17.647
404	US Rubber Co.	00.006	17.653
405	W. A. Taylor	00.006	17.659
406	Associate Loan	00.005	17.664
407	Boxes (Firms M-Z)	00.005	17.669
408	Dept of Employees Security	00.005	17.674
409	Equitable Life Ins. Co.	00.005	17.679
410	Fridgidare Corp	00.005	17.684
411	Hammond Tax Collector	00.005	17.689

## APPENDIX G (Continued)

		<u>Percent</u>	<u>Cumulative Percent</u>
412	Home Beneficial Life Ins. Co-17	00.005	17.694
413	Household Loan	00.005	17.699
414	J. J. Hains	00.005	17.704
415	Maryland Match	00.005	17.709
416	Monumental Life Ins. Co.	00.005	17.714
417	Official (Zone 2)	00.005	17.719
418	Rivera Apartments-17	00.005	17.724
419	Sharp and Dohme	00.005	17.729
420	Shillcrafty	00.005	17.734
421	Sun Life Ins. Co. of Canada	00.005	17.739
422	Universal Finance	00.005	17.744
423	A. L. Mathias	00.004	17.748
424	Boston Old Colony Ins. Co.	00.004	17.752
425	Grants 5 & 10	00.004	17.756
426	Howard Crook Co.	00.004	17.760
427	Ingram Hall	00.004	17.764
428	International Harvester	00.004	17.768
429	Maryland Bakery	00.004	17.772
430	Meed Miller Co.	00.004	17.776
431	Metro Life Ins., 341 Calvert St.	00.004	17.780
432	Monumental Life Insurance Co.	00.004	17.784
433	Nationwide Adjust 5405 York	00.004	17.788
434	Ramsay Scarlett Co.	00.004	17.792
435	Reliable Stores	00.004	17.796
436	Seaboard Steel	00.004	17.800
437	United Clay Products Co.	00.004	17.804
438	U. S. Printing Litho	00.004	17.808
439	American Ice Co.	00.003	17.811
440	Baltimore County Police	00.003	17.814
441	Central Records Facilities	00.003	17.817
442	Conn Genl Life Ins. Co.	00.003	17.820
443	C. C. Lang Co.	00.003	17.823
444	Home Utilities	00.003	17.826
445	McCardle and Walsh	00.003	17.829
446	Princess Shopp-23	00.003	17.832
447	Seaboard Bros.	00.003	17.835
448	Southern Jobbing Co.	00.003	17.838
449	Thompson Trailer	00.003	17.841
450	Union News	00.003	17.844
451	Universal Carloading Dist. Co.	00.003	17.847
452	U. S. Ind. Chemical	00.003	17.850
453	Whiting Turner	00.003	17.853
454	Woodholme Country Club	00.003	17.856
455	Collector of Customs	00.002	17.858
456	C & P Phone Co., Box 1491	00.002	17.860
457	Glassip	00.002	17.862

## APPENDIX G (Continued)

		<u>Percent</u>	<u>Cumulative Percent</u>
458	Gulf Oil Co.	00.002	17.864
459	JAGO	00.002	17.866
460	Mutual Benefit Health Ins.	00.002	17.868
461	Real Estate Title Co.	00.002	17.870
462	Rexall Drugs (Zone 6)	00.002	17.872
463	Socony Vac Oil Co.	00.002	17.874
464	Swift & Co.	00.002	17.876
465	Title Guarantee Co.	00.002	17.878
466	Westn Elec. Co. 2300 Broening Hy	00.002	17.880
467	Amer. Oil Co.	00.001	17.881
468	Brunning Bros.	00.001	17.882
469	First Federal	00.001	17.883
470	Maryland Etching	00.001	17.884
471	Maryland Hospital Service	00.001	17.885
472	Metro Life Insurance Co(Zone 26)	00.001	17.886
473	Penn Mutual Life Ins.	00.001	17.887
474	Robert and Heard	00.001	17.888
475	Amer Mutual	00.000	17.888
476	Baumgartner Downing	00.000	17.888
477	Employee Corp.	00.000	17.888
478	General Elec Credit	00.000	17.888
479	Gibbs and Co.	00.000	17.888
480	Harford Acc & Ind	00.000	17.888
481	Life Casualty Ins. Co.	00.000	17.888
482	Maryland Gen. Hosp.	00.000	17.888
483	Metro Life Ins. 113 E. Balto St.	00.000	17.888
484	Nationwide Adjust 5106 York	00.000	17.888
485	State Tax Comm.	00.000	17.888
486	Union Trust	00.000	17.888
487	Wm. H. Cole & Sons	00.000	17.888

US COMM - DC - 53127





## THE NATIONAL BUREAU OF STANDARDS

The principal activities of the National Bureau of Standards in its major laboratories in Washington, D.C., and Boulder, Colorado, is suggested in the following listing of the divisions and sections engaged in technical work. In general, each section carries out specialized research, development, and engineering in the field indicated by its title. A brief description of the activities, and of the resultant publications, appears on the inside of the Department.

### WASHINGTON, D.C.

**Electricity and Electronics.** Resistance and Reactance. Electron Devices. Electrical Instruments. Magnetic Measurements. Dielectrics. Engineering Electronics. Electronic Instrumentation. Electrochemistry.

**Optics and Metrology.** Photochemistry and Colorimetry. Photographic Technology. Length. Engineering Metrology.

**Heat.** Temperature Physics. Thermodynamics. Cryogenic Physics. Rheology. Molecular Kinetics. Frictional Research.

**Atomic and Radiation Physics.** Spectroscopy. Radiometry. Mass Spectrometry. Solid State Physics. Electron Physics. Atomic Physics. Neutron Physics. Radiation Theory. Radioactivity. X-rays. High Energy Radiation. Nuclear Instrumentation. Radiological Equipment.

**Chemistry.** Organic Coatings. Surface Chemistry. Organic Chemistry. Analytical Chemistry. Inorganic Chemistry. Electrodeposition. Molecular Structure and Properties of Gases. Physical Chemistry. Therapeutic Chemistry. Spectrochemistry. Pure Substances.

**Mechanics.** Sound. Mechanical Instruments. Fluid Mechanics. Engineering Mechanics. Mass and Scale. Capacity, Density, and Fluid Meters. Combustion Controls.

**Organic and Fibrous Materials.** Rubber. Textiles. Paper. Leather. Testing and Specification. Polymer Structure. Plastics. Dental Research.

**Metallurgy.** Thermal Metallurgy. Chemical Metallurgy. Mechanical Metallurgy. Corrosion. Metal Physics.

**Mineral Products.** Engineering Ceramics. Glass. Refractories. Enamels. Metals. Constitution and Microstructure.

**Building Technology.** Structural Engineering. Fire Protection. Air Conditioning, Heating, and Refrigeration. Floor, Roof, and Wall Coverings. Codes and Safety Standards. Heat Transfer. Concreting Materials.

**Applied Mathematics.** Numerical Analysis. Computation. Statistical Engineering. Mathematical Physics.

**Data Processing Systems.** SFAC Engineering Group. Components and Techniques. Digital Circuitry. Digital Systems. Analog Systems. Application Engineering.

• Office of Basic Instrumentation.

• Office of Weights and Measures.

### BOULDER, COLORADO

**Cryogenic Engineering.** Cryogenic Equipment. Cryogenic Processes. Properties of Materials. Gas Liquefaction.

**Radio Propagation Physics.** Upper Atmosphere Research. Ionospheric Research. Regular Propagation Services. Sun-Earth Relationships. VLF Research. Radio Warning Services. Airglow and Aurora. Lunar Astronomy and Arctic Propagation.

**Radio Propagation Engineering.** Data Reduction Instrumentation. Modulation Research. Radio Sound. Tropospheric Measurements. Tropospheric Analysis. Propagation Obstacles Engineering. Radio Meteorology. Lower Atmosphere Physics.

**Radio Standards.** High Frequency Electrical Standards. Radio Broadcast Services. High Frequency Impedance Standards. Parametrically Tunable Circuits. Microwave Circuits. Microwave Capacity Standards.

**Radio Communication and Systems.** Low Frequency and Very Low Frequency Research. Ultra Low Frequency and Very High Frequency Research. Ultra High Frequency and Super High Frequency Research. World-Wide Research. Antenna Research. Navigation Systems. Signal Analysis. Field Instruments.



