

**NBS MONOGRAPH 69**

**Shielding Against Gamma Rays, Neutrons,  
And Electrons From Nuclear Weapons**  
**A Review and Bibliography**



**U.S. DEPARTMENT OF COMMERCE**  
**NATIONAL BUREAU OF STANDARDS**

# THE NATIONAL BUREAU OF STANDARDS

## Functions and Activities

The functions of the National Bureau of Standards are set forth in the Act of Congress, March 3, 1901, as amended by Congress in Public Law 619, 1950. These include the development and maintenance of the national standards of measurement and the provision of means and methods for making measurements consistent with these standards; the determination of physical constants and properties of materials; the development of methods and instruments for testing materials, devices, and structures; advisory services to government agencies on scientific and technical problems; invention and development of devices to serve special needs of the Government; and the development of standard practices, codes, and specifications. The work includes basic and applied research, development, engineering, instrumentation, testing, evaluation, calibration services, and various consultation and information services. Research projects are also performed for other government agencies when the work relates to and supplements the basic program of the Bureau or when the Bureau's unique competence is required. The scope of activities is suggested by the listing of divisions and sections on the inside of the back cover.

## Publications

The results of the Bureau's research are published either in the Bureau's own series of publications or in the journals of professional and scientific societies. The Bureau publishes three periodicals available from the Government Printing Office: The Journal of Research, published in four separate sections, presents complete scientific and technical papers; the Technical News Bulletin presents summary and preliminary reports on work in progress; and the Central Radio Propagation Laboratory Ionospheric Predictions provides data for determining the best frequencies to use for radio communications throughout the world. There are also five series of non-periodical publications: Monographs, Applied Mathematics Series, Handbooks, Miscellaneous Publications, and Technical Notes.

A complete listing of the Bureau's publications can be found in National Bureau of Standards Circular 460, Publications of the National Bureau of Standards, 1901 to June 1947 (\$1.25), and the Supplement to National Bureau of Standards Circular 460, July 1947 to June 1957 (\$1.50), and Miscellaneous Publication 240, July 1957 to June 1960 (includes Titles of Papers Published in Outside Journals 1950 to 1959) (\$2.25); available from the Superintendent of Documents, Government Printing Office, Washington, D.C., 20402.

UNITED STATES DEPARTMENT OF COMMERCE • Luther H. Hodges, *Secretary*

NATIONAL BUREAU OF STANDARDS • A. V. Astin, *Director*

# Shielding Against Gamma Rays, Neutrons, and Electrons From Nuclear Weapons

A Review and Bibliography

J. H. Hubbell and L. V. Spencer



National Bureau of Standards Monograph 69

Issued February 24, 1964

**Library of Congress Catalog Card Number: 63-60082**

# Contents


	Page
I. Preliminary statement.....	1
II. Comparison of different approaches.....	1
III. Types of information.....	2
IV. Basic spectral components.....	2
A. Initial radiations.....	2
B. Delayed radiations.....	3
C. Effects which modify initial and delayed intensities and spectra.....	5
V. Radiation penetration in the absence of boundaries.....	6
VI. Elementary configurations with boundaries.....	6
VII. Experiments and calculation for structures.....	8
VIII. Final comments.....	8

## Tables

1. Gamma-ray penetration theory (GT).....	8
2. Gamma-ray penetration experiments (GE).....	10
3. Neutron penetration theory (NT).....	12
4. Neutron penetration experiments (NE).....	13
5. Electron penetration theory (ET).....	14
6. Electron penetration experiments (EE).....	15
7. Elementary geometries, theory (EGT).....	15
8. Elementary geometries, experiments (EGE).....	17
9. Ducting (D).....	18
10. Realistic structures (RS).....	19
Glossary to tables.....	20

## Bibliography

G General references.....	22
SD Spectral data.....	23
GT Gamma-ray penetration theory (table 1).....	24
GE Gamma-ray penetration experiments (table 2).....	25
NT Neutron penetration theory (table 3).....	27
NE Neutron penetration experiments (table 4).....	28
ET Electron penetration theory (table 5).....	29
EE Electron penetration experiments (table 6).....	29
EGT Elementary geometries, theory (table 7).....	30
EGE Elementary geometries, experiments (table 8).....	31
D Ducting (table 9).....	31
RS Realistic structures (table 10).....	32
Author index.....	33





# Shielding Against Gamma Rays, Neutrons, and Electrons From Nuclear Weapons. A Review and Bibliography

J. H. Hubbell and L. V. Spencer

The problem of predicting dose rates and of estimating the effectiveness of shielding from radiations resulting from nuclear explosions is discussed. A number of existing calculations and supporting experiments regarding the penetration and diffusion of gamma rays, neutrons, and electrons through air and bulk materials are summarized. Indications are given of gaps in such input information. A selection of 485 references from the unclassified literature is presented, of which 388 are cataloged as to source geometry and energy, absorber material and configuration, type of data presented, and method of calculation or experimental technique. These cataloged references include radiation field studies ranging from the point-source infinite-medium situation up through such complicated geometries as fox-holes, shelters, and conventional structures. The other references are of a general or review nature or contain input spectral data.

## I. Preliminary Statement

The problem of shielding against radiation due to nuclear weapons involves estimation of the radiation dose in an arbitrary configuration of radiation sources and shielding materials. In making such estimates, data for *simple* structure types have been very useful. This is because a complicated structure can often be schematized as a combination of simple structures. From our point of view, the infinite, homogeneous medium, i.e., the total lack of structure, may be considered the simplest case, as well as the most useful. In NBS Monograph 42 [G1],\* gamma-ray data generated for infinite, homogeneous media are presented in engineering-type graphs; and the use of these data in analyzing many elementary structure types is discussed. A more complete engineering methodology, for analyzing complicated as well as simple structures, is given in a parallel series of OCD reports [G46, G47].

This Monograph is primarily a catalog and bibliography of experiments and calculations

relating to simple configurations, including the infinite, homogeneous medium. It extends the documentation of [G1] and indicates the availability of data, calculations, and corroborative experiments for neutrons as well as gamma rays.

The next few sections of this introduction are designed to introduce the configurations considered "elementary," the types of data which have been the object of research efforts, and some types of data which have been omitted or only partially included here. The gamma-ray reports constitute the largest single group listed, with neutron reports second. For completeness, reports on electron penetration have also been included.

We have tried to include all unclassified reports and publications which have seemed directly pertinent to the basic problems of weapons shielding, and which involve elementary configurations. At the same time, we are quite certain that we have missed reports, some very important; and we would greatly appreciate having our attention called to such oversights.

\*References on pages 22-33.

## II. Comparison of Different Approaches

The use of data for elementary configurations is only one approach to the study of radiation shielding problems. A second approach utilizes mockups of interesting configurations in the vicinity of test explosions. This "field test" type of experiment provides a direct answer to a specific shielding question even in very complicated cases. By performing a large variety of field test experiments it is possible to arrive at a "feeling" for the propagation of radiation from

nuclear devices. But the number of variables even in relatively simple cases is very large; and the approach is therefore not naturally extensible to new situations.

A complementary procedure is that of attempting to study small-scale mockups exposed to radiation resembling that from weapons. Experiments of this type may be performed in a laboratory relatively cheaply and easily. Beyond

these advantages, such model studies can give information on effects due to *changes* in a structure or radiation source. With models, it is much more nearly possible to arrive at an understanding of radiation effects through a single type of experimentation. It is unfortunate that the model approach has seemed to be unsuited to the study of shielding against neutrons.

### III. Types of Information

Figure 1 gives a block diagram of the types of information required for the interpretation of radiation effects from nuclear weapons. In brief, the top row of blocks identifies the radiations generated in the elementary nuclear reactions. In the second row of blocks, these different types of radiation are divided into two groups, initial and delayed radiations. It should be noted at this point that the spectra which correspond to the elementary reactions (top row) will be modified by weapon design and its location at detonation. Thus, the spectra of "initial" and "delayed" radiations will not be a simple superposition of spectra for the elementary reactions.

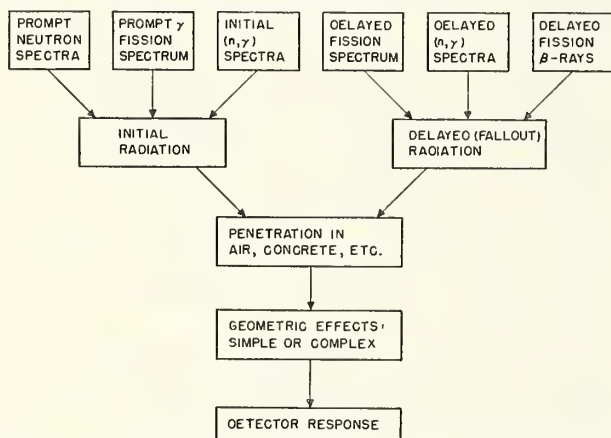


FIGURE 1. *Types of information required for the analysis of local radiation intensities resulting from nuclear weapons.*

### IV. Basic Spectral Components

While we do not attempt to catalog the large body of reports dealing with the spectra of specific source components, a few comments about the state of information on the main components follow.

#### A. Initial Radiations

Proceeding from left to right along the top row of figure 1, we consider first the *initial radiations*. Neutrons are produced in great abundance, two or more from a fissioning nucleus. Neutrons also result from fusion reactions. The spectrum from fast neutron fission has been determined, and is given by the solid curve in figure

All of these methods reinforce and complement one another in different ways, since each is appropriate to specific types of shielding questions. But, it has been advantageous to turn even field tests and model studies to the investigation of particularly important examples of elementary configurations; and a number of research papers describing such work are given.

Both initial and delayed radiations penetrate air, earth, and other materials. This penetration is affected by the geometry of the source and by the configuration of the absorbers. The third and fourth rows on the diagram of figure 1 stand for information of this type.

Lastly, the detector determines the radiation characteristics which are measured. The detector response can be viewed as a parameter characterizing the spectrum. It is usually convenient to agree on standard types of detector response and in this way subordinate the discussion of the radiation spectrum to other features of the problem.

Source spectra, penetration, and geometry information are all necessary for a reasonably complete understanding of radiation effects and an ability to make predictions for new configurations. Much spectral information, particularly that indicated by the second row in the diagram, is classified because one can deduce from it certain things about the design of a weapon. This does not decrease its basic importance in shielding problems, and one way or another it must be taken into account. Here we omit all such information. The gaps which result have the nature of missing multiplicative constants and do not necessarily result in a misleading picture of the current status. Further, it is possible to perform calculations or experiments for individual components which may appear in the spectra, and to make a superposition at a later time when data on source strengths are available.

2 [SD22]. The spectrum from individual fusion reactions is known although one does not know relative strengths. The dashed lines in figure 2 represent several fusion neutron spectral energies [G20]. In general, fusion neutrons are higher in energy and correspondingly tend to be more penetrating than fission neutrons.

The prompt fission gamma spectrum is reasonably well known. The curve in figure 3 is from an experiment by Francis and Gamble [SD10] in which gamma photons were detected in coincidence with fission fragments in a fission chamber.

The penetration of initial gamma rays is likely to be influenced by neutron capture in nitrogen of the air, since this reaction produces very high energy gamma rays [SD12], as indicated by the



dashed lines in figure 3. These capture gamma rays are not only more penetrating than the fission gamma rays, but they also start from locations determined by the penetration of neutrons. Thus, they "ride piggy-back on the neutrons" for part of their way. Other  $(n, \gamma)$  reactions must contribute to the initial radiation, but those of figure 3 may well be the most important because of their penetrability and also because of a substantial cross section for the capture process.<sup>1</sup>

## B. Delayed Radiations

Next we turn to the *delayed radiations*. The fallout spectrum is produced by superposition of spectra from reactions having many differing half-lives. Correspondingly, the spectrum may change drastically as a function of time after the detonation, and it is necessary to determine spectra either for time intervals or for particular times of interest. Since the spectrum from a pile corresponds to a very long time interval, whereas the times and time intervals for shielding against fallout radiation are relatively short, pile research makes only a limited contribution to our information about this component.

There has been an increasing body of data on delayed gamma rays from fission. Most of this information comes from calculations of the yield of different nuclear species as a function time after fission. In figure 4, spectra obtained by Björnerstedt [SD2] in this way is given. Experimental information is available on spectra corresponding both to short and long times after fission, and an example of this type of data is given in figure 5 [SD25].

<sup>1</sup> F. Ajezberg and T. Lauritsen, Rev. Mod. Phys. 27, 77 (1955).

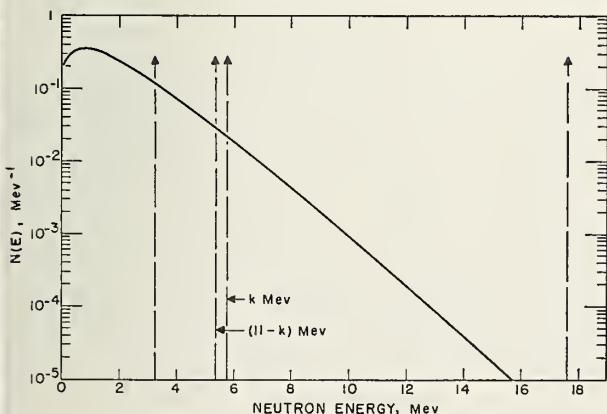


FIGURE 2. Watt fission neutron spectrum SD 22 (curve) and principal fusion neutron energies G 20 (dashed lines).

$k$  Mev,  $11-k$  Mev dashed lines represent the neutron pair from the fusion reaction:  $H^2+H^2=He^4+2n+11$  Mev, in reality a continuum with a maximum energy of 11 Mev. The other dashed lines represent maximum neutron energies from the reactions  $H^2+H^2=H^3+n+3.2$  Mev and  $H^3+H^2=e^+n+17.6$  Mev.

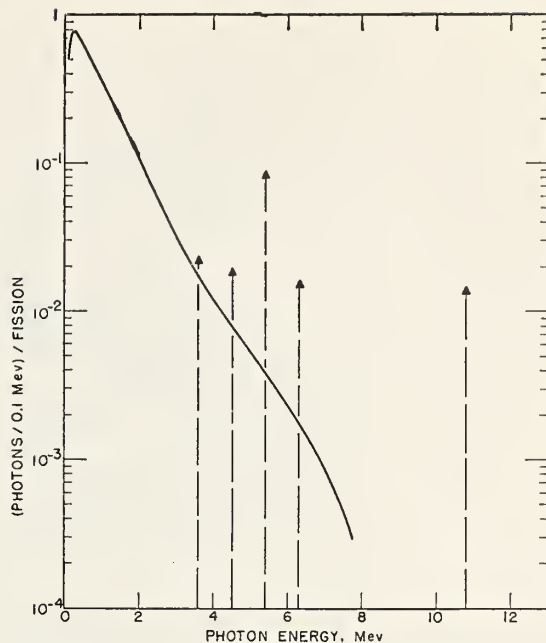


FIGURE 3. Fission prompt gamma spectrum SD 10 (curve) and nitrogen neutron-capture gamma-ray energies SD 12 (dashed lines).

The ordinates relate the gamma photon counts to the fission fragment counts gating the photon detector. The dashed nitrogen lines have been drawn at arbitrary heights roughly indicating relative intensities.

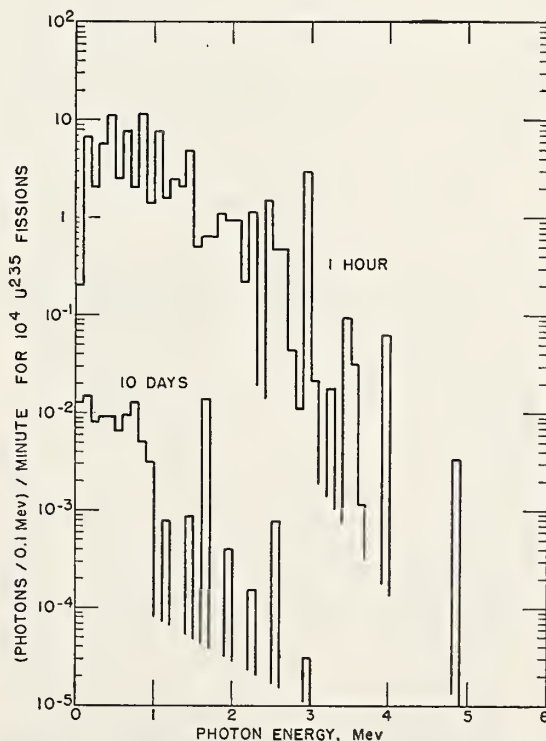


FIGURE 4. Calculated gamma-ray spectra of fission products at various times following fission resulting from U-235 slow-neutron capture, based on data in reference [SD 2].

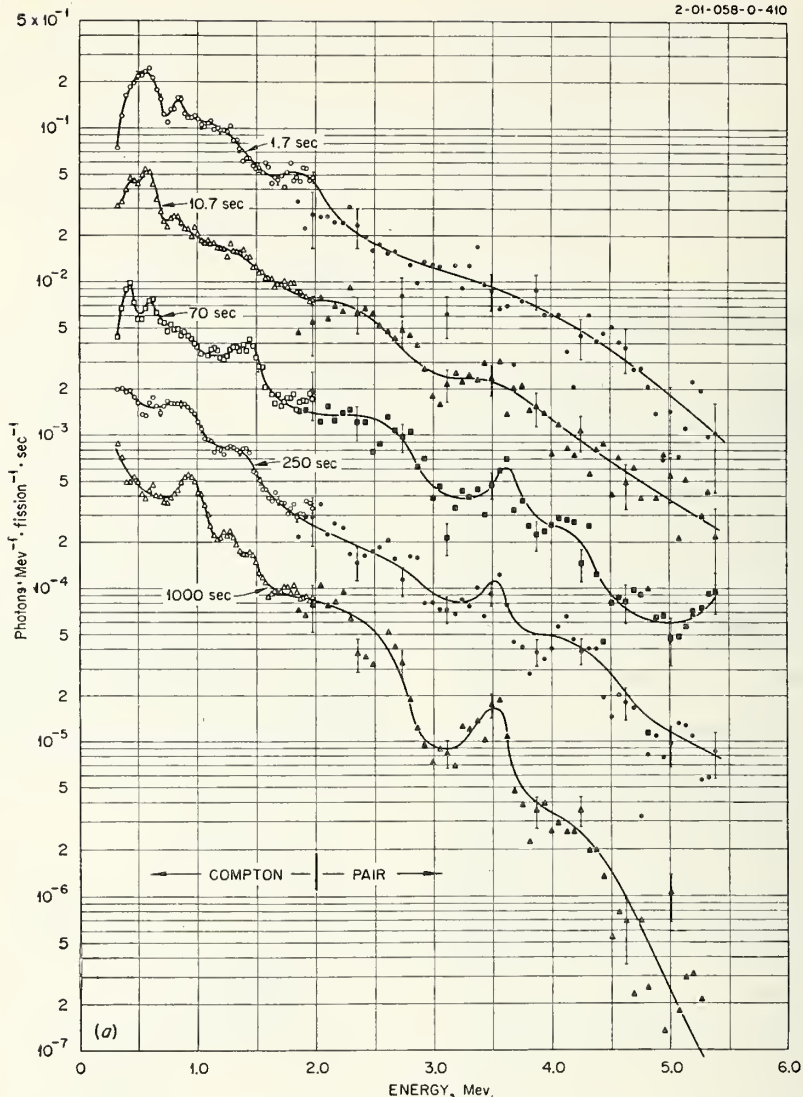


FIGURE 5. Fission-product gamma-ray spectra measured at short times after U-235 sample irradiation, using Compton and pair spectrometers [SD 25].

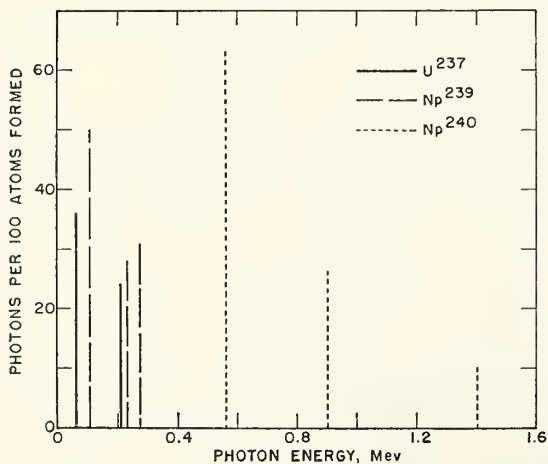


FIGURE 6. Gamma-ray energies from neutron capture in U-237, Np-239 and Np-240.

It should be remembered that spectra from two different fissioning atoms will differ from one another, and also that spectra from slow-neutron fission will differ from spectra corresponding to fast-neutron fission. But to date, the evidence suggests that penetration differences which result from differing spectra are minor [G1].

Several types of  $(n, \gamma)$  reactions have importance for delayed (fallout) spectra. Figure 6 gives some of the gamma-ray energies which result from neutron capture in uranium or neptunium. Note that they are mostly rather low in energy. Mather [SD15] has published sample pulse-height distributions for fallout which clearly show the 2.8 Mev component of  $\text{Na}^{24}$  produced by neutron capture in the ground, the 1.6 Mev gamma rays from  $\text{La}^{140}$ , and the longer-lived 0.75 Mev activities of the  $\text{Zr}^{95}$ - $\text{Nb}^{95}$  decay chain. The possibility of introducing other contaminant materials into the detonation has been given some publicity,

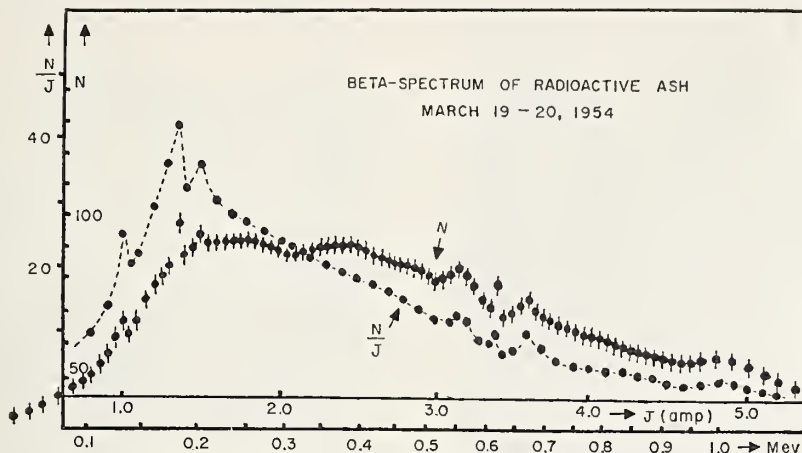


FIGURE 7. Fission-product beta-spectrum (about 20 days following the detonation).

The skewed-dot curve,  $N$ , is the number spectrum, or beta particles per unit energy interval. The dashed-connected curve,  $N/J$ , has been divided by momentum for Fermi-plot analysis.

but there is very little unclassified information available on the subject.

Next, we consider the delayed beta rays from fission. While these particles are not very penetrating (see fig. 9), they have produced serious burns in the case of the Marshallese Islanders; and they represent a hazard also through ingestion into the body with food, water, or air. Figure 7 gives some of the (rare) data on the gross fission beta spectrum. It was measured by the Japanese several weeks after contamination of the Lucky Dragon.<sup>2</sup>

### C. Effects Which Modify Initial and Delayed Intensities and Spectra

It is possible to describe qualitatively some of the spectral characteristics which are determined by the detonation geometry; but quantitative information is, of course, classified.

For example, a bomb cannot fly apart with anything like the speed of light because of equipartition of energy and the considerable atomic mass of the constituent elements.<sup>3</sup> But the prompt gammas and high energy prompt neutrons travel essentially with the speed of light. They must therefore penetrate the outer layer of bomb material and subsequently the air prior to other disturbances. The intensity of the prompt radiation emerging into the air will therefore be lowered and the spectrum of both gammas and neutrons will be altered. Fortunately, however, neutron

and gamma-ray spectra are often rather insensitive to penetration. Because of this, the continuous nature of the spectra, and the greater penetrability of high energy components, such spectral modifications are not likely to dominate the penetration through air and shield. The main effect of the weapon geometry is thus the introduction of unknown multiplicative constants.

Subsequent phenomena include the removal of the air from an enormous volume about the initial detonation, with corresponding high compression of the air at the air-vacuum interface. This modification of absorber geometry does not change spectra or angular distributions very much; but it may affect the air attenuation considerably while this "shell" configuration persists. Note that prior to the passage of the compression wave the number of mean free paths of air protecting a detector location decreases due to concentration in the shell, while after passage of the compression wave there may be a decrease due to removal of air to positions beyond the detector.

The fallout spectra produced by fission products should be similar to the theoretical gamma-ray and beta-ray spectra from fission. But one hardly expects to see contributions from volatile materials, such as the rare gases, which may occur among the fission products. These materials should remain in the atmosphere. Other modifications may result from differences with time in the chemical and physical behavior of fission product elements; and the magnitude and nature of these modifications are extraordinarily difficult to estimate. The generic term "fractionation" is used for these effects.

Finally, we might simply note that the source strengths of both prompt and delayed ( $n$ ,  $\gamma$ ) radiations from air, earth, or bomb constituent materials are a function of the type of detonation and its location.

<sup>2</sup> Y. Nishiwaki, T. Azuma, et al., Research in the effects and influence of the nuclear bomb test explosions, Vol. 1, p. 464; Publ. by Jap. Soc. for Promotion of Sci., Ueno, Tokyo (1956).

<sup>3</sup> For an unclassified description of the kinetics of an atomic explosion, see ref. [G20].



## V. Radiation Penetration in the Absence of Boundaries

Particular interest attaches to the study of penetration in the absence of boundaries, as already mentioned, this being the case most amenable to detailed theoretical study. For a given source strength  $S(r, E)$  of gamma rays, neutrons, or beta rays, emitting energy  $E$  at location  $r$ , in a medium without boundaries, a variety of data types can be determined, some of which are indicated in figure 8. Proceeding from left to right, we may wish to know simply an integral which can be generically termed the "dose." We may wish to know how different spectral components contribute to the "dose." Or, we may wish to know from which directions the "dose" is delivered. (Directional information may be put in integral form, and may be referred to as "geometry factor" data. Similarly, "barrier factor" data refer to "dose.")

The last item in figure 8 refers to the amount and kind of radiation reflected from a surface, and this implies a boundary.

Extensive investigations of these quantities have been made. Tables 1 to 4 outline much of the available literature for gamma rays and neutrons. Note that although our comments pertain mostly to point isotropic (PTI) sources, other source configurations are also important. For example, data on plane isotropic (PLI), plane slant (PLS), and other source geometries have proved useful and have been determined experimentally or theoretically.

In general, the study of neutron penetration is more difficult than the study of gamma-ray penetration because the cross sections are less well known and more irregular, and because detection

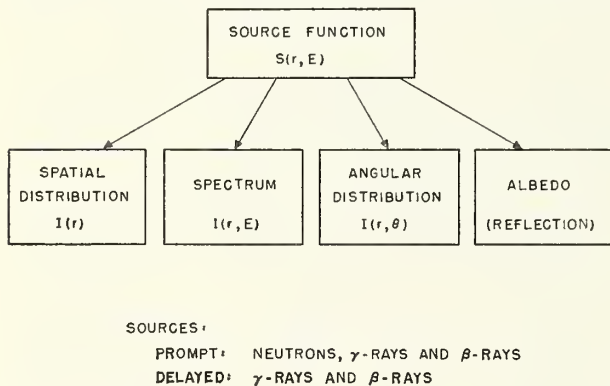


FIGURE 8. Types of information describing the radiation field.

## VI. Elementary Configurations With Boundaries

Most of the studies in tables 1 to 4 are either theoretical analyses or descriptions of laboratory experiments, but the field tests have made contributions also. In figure 11 are data on the penetration of fallout gamma rays into concrete, as de-

termined by measurements on one of the test shots in Nevada [GE54]. The experiment is diagramed in figure 10. Unfortunately, lack of unclassified information about the device limits our possibility of analyzing this data theoretically.

termined by measurements on one of the test shots in Nevada [GE54]. The experiment is diagramed in figure 10. Unfortunately, lack of unclassified information about the device limits our possibility of analyzing this data theoretically.

termined by measurements on one of the test shots in Nevada [GE54]. The experiment is diagramed in figure 10. Unfortunately, lack of unclassified information about the device limits our possibility of analyzing this data theoretically.

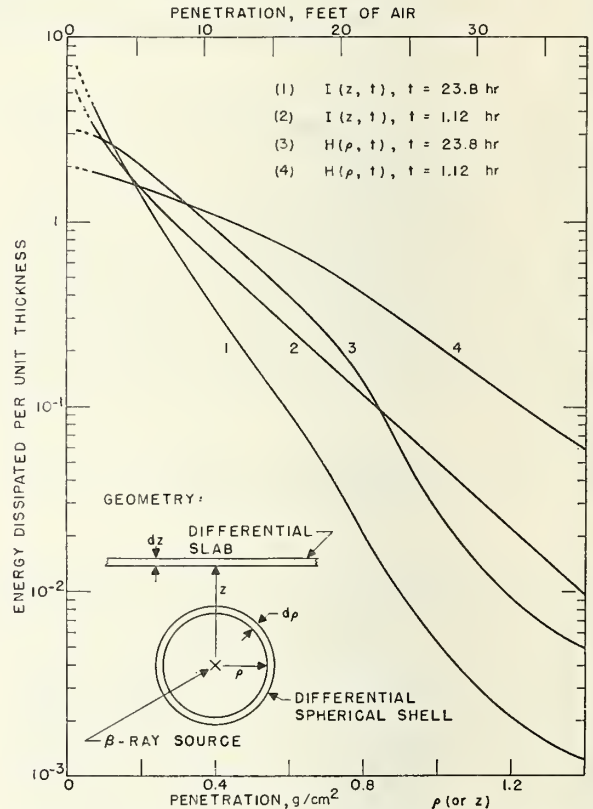


FIGURE 9. Energy dissipation in a differential slab at distance  $z$  from a point beta-ray source (curves 1 and 2) and in a differential spherical shell at radius  $\rho$  from the source (curves 3 and 4).

These curves, based on beta spectra 1.12 hr and 23.8 hr after U-235 slow neutron fission, are from reference [ET 5].



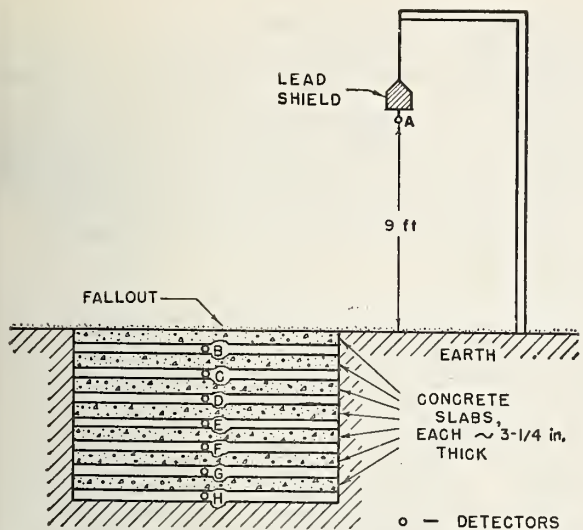


FIGURE 10. Schema of the layout used for measuring penetration and time-decay of actual test-shot fallout material (see fig. 11).

The lead shield prevents fallout material from settling directly on detector "A," while at the same time shielding against the intercepted material (ref. [GE 54]).

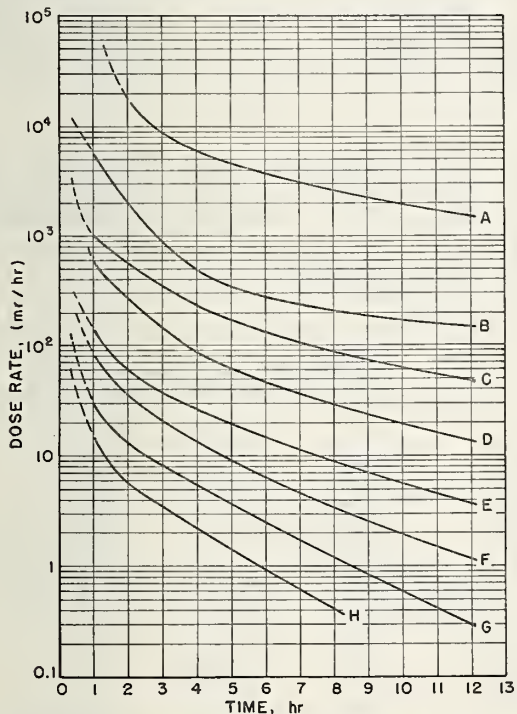


FIGURE 11. Dose rates from test-shot "Shasta" as a function of time, measured by detectors located as indicated in figure 10.

Intensities at  $T < 1$  hr exceeded the ranges of the detectors, and should be disregarded (ref. [GE 54]).

The best summary of field test penetration data is still contained in the Effects of Nuclear Weapons [G20]. This summary, unfortunately, is not documented with references to specific sources of data, but references to several other summaries are included in the 1962 revision, as well as lists of

publications by the OCDM and by the USAEC, Civil Effects Test Operations.

In figure 12 a number of elementary absorber configurations are sketched. Note that more complicated structures contain different combinations of those pictured. For example, an underground shelter can be considered as a combination of shielded foxhole with a maze entrance and possibly a maze ventilation system. Correspondingly, an above-ground shelter might be a blockhouse.<sup>4</sup> This combines a vertical wall, possibly vents in the walls, and an overhead slab which shields in the same manner as in the case of the shielded basement or foxhole. The foxhole (unshielded) is self-explanatory. Most frame houses are simple light superstructures. A large apartment building would perhaps combine a blockhouse, with vertical walls, compartmentation, vents, and in-and-down configurations. To complete our list in figure 12, we might note that the air-ground density interface plays an important role in structure shielding.

Tables 7 to 9 give studies of these elementary geometries. The special topic of mazes, or ducts, has been treated separately because of the attention which it has received.

Note that neutron penetration data for elementary configurations are still scarce, that many of the papers on these topics are recent, and that some configurations have as yet received little attention. These configurations may not be as well chosen for neutrons as for gamma rays.

<sup>4</sup> The term "blockhouse" is used generically, as are all these designations. We do not imply a limitation to a particular shape.

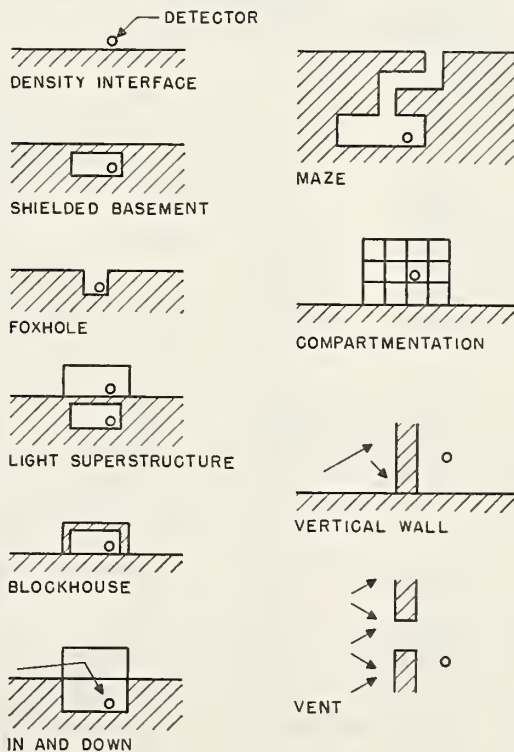


FIGURE 12. Simple geometries.

## VII. Experiments and Calculations for Structures

A table of experiments and calculations for existing buildings and other structures has been included (table 10). Here the elementary configuration data are applied and tested. There exist measurements and calculations for light structures, below-ground shelters, and large, fairly regular structures. It should be noted that the analysis

of the experimental data on mazes is most extensive.

Another reservoir of structure data is the Federal Shelter Survey [G47]. Presumably, analyses of these data will be made in the future. Results of the Survey calculations can be obtained; but these calculations were not very sophisticated.

## VIII. Final Comments

We might note that more than one source configuration of potential importance had been very little explored. For example, only a few papers exist which deal with the enveloping cloud of fallout; and hardly any work has been done for a uniform distribution of fallout over all exposed surfaces. Both cases, and others which might be relevant at different times in different weather conditions, are illustrated in the sketches of figure 13.

The most concentrated effort of the near future is likely to be in the area of neutron penetration. Both calculations and experiments for a number of elementary configurations are in progress.

There is apt to be more on electron penetration in the future, not because of shielding against nuclear explosions, but because of space vehicle shielding problems which have recently come to attention.

The authors thank C. S. Cook, H. J. Tiller, and D. K. Trubey for reviews and comments on the manuscript, and M. J. Berger for a number of suggestions as to organization and presentation of the cataloged reference material.

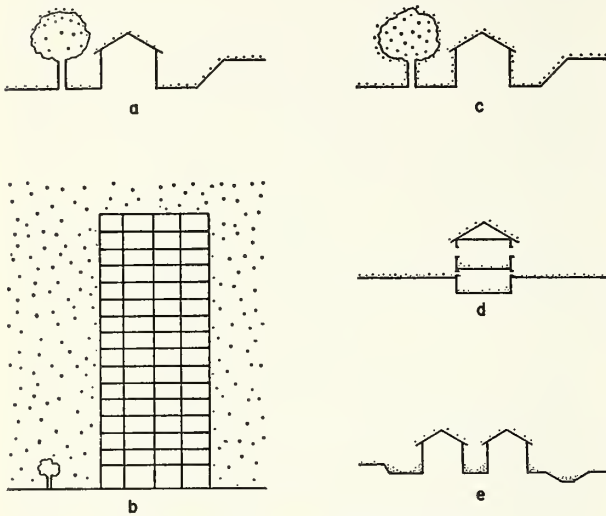


FIGURE 13. *Fallout source types.*

- a Uniform surface distribution on exposed horizontal projections.  
 b Volume source, describing a descending cloud of radioactive particles.  
 c All surfaces uniformly contaminated.  
 d Fallout material entering structures.  
 e Accumulation of fallout material in particular areas as a result of rain runoff, drifting, etc.

TABLE 1. *Gamma-ray penetration theory (GT) \**

Ref.	Author	Yr	Lab. or [place]	Source energy, Mev	Source type	Medium	Absorber configuration	Type of information	Method
GT1	Akkerman, Kaipov	61	[USSR]	0.66	PLN	Al	FS	$T, R, BF$	MC.
GT2	Auslender	57	ORNL	1, 3, 6	PLN, PLS (60°)	Pb, H <sub>2</sub> O	FS, Lay	$I(r), BF$	MC.
GT3	Berger	55	NBS	1.0	PLI	H <sub>2</sub> O	IM	$I(E, r, \theta)$	MM.
GT4	Berger	55	NBS	0.66	PLN, PLS	H <sub>2</sub> O	IM, SIM, FS	$T, R$	MC: CD, AA.
GT5	Berger	56	NBS	0.66	PLS	H <sub>2</sub> O	IM	$I(r)$	MM.
GT6	Berger	57	NBS	1.28	PTI	H <sub>2</sub> O, Air	2 media with interface	$I(r, h)$	MC: CD, AA.
GT7	Berger, Doggett	56	NBS	0.66, 1.0, 4, 10	PLN	H <sub>2</sub> O, Fe, Sn, Pb	IM, SIM	$T, R$	MC: AA, analyt. calc. of displacements.
GT8	Berger, Raso	60	NBS; TOI	0.02-2.0	PLS, PLI	H, H <sub>2</sub> O, Concrete, Fe, Sn, Pb	SIM	$R(E, \theta)$	MC.
GT9	Berger, Spencer	59	NBS	1.28	PTI, PMD	H <sub>2</sub> O	SIM, Sph	$I(r)$	MC: CD, AA.
GT10	Berger, Spencer	59	NBS	0.0341-10.22	PTI, PLI	Al, Concrete	IM	$I(r), BF$	MM.
GT11	Bruce, Johns	60	[Toronto]	0.05, 0.1, 0.2, 0.5, 1.25	PLN	Compt. Scatterer, H <sub>2</sub> O, Al	SIM	$I(E, r)$	MC.
GT12	Burrell, Cribbs	60	[Lockheed]	0.5, 1, 2, 5, 9	PLS	Fe	FS	$I(E, r, \theta)$	MC—extensive tabulation.
GT13	Capo	58	APEX	0.4-9.5	PTI	H <sub>2</sub> O, Al, Fe, Sn, Pb, W, U	IM	$BF$ as cubic polynomial	Least-squares fit to NYO-3075 data (GT 20).
GT14	Chilton, Holoviak, Donovan	60	NCEL	0.5-10	PTI	Al	IM	2-parameter $BF$	Least-squares fit to NYO-3075 data (GT 20).
GT15	Chilton, Huddleston	62	NCEL	0.2-10	PLS	Concrete	SIM	2-parameter $R$	Semi-empirical fit to GT29.
GT16	Dawson et al.	58	WADC	1.17, 1.33	PTI	Air	IM	$I(E, r, \theta)$	MC.
GT17	Donovan, Chilton	61	NCEL	Fallout spectrum	PLI	Concrete	FS	$I(r)$ vs time after fission	Use of SD18 spectral data, GT10 $BF$ .
GT18	Faust, Anderson	62	NRL	Unspecif. mono-energetic	PMD	Unspecif.	IM	$I(r, \theta, \varphi)$	Sph. harmon.
GT19	Gates, Eisenhauer	54	AFSWP	0.25, 1, 2, 4, 6	PTI, PLI	Air	IM	$I(E, r)$	MM.
GT20	Goldstein, Wilkins	54	NDA	0.255-10	UVD, PTI, PLN	H <sub>2</sub> O, Al, Fe, Sn, W, Pb, U	IM	$I(r), I(E, r)$	MM—extensive tabulation.

\* For key to notation, see glossary at end of tables, p. 20.



TABLE 1. *Gamma-ray penetration theory (GT)*—Continued

Ref.	Author	Yr	Lab. or [place]	Source energy, Mev	Source type	Medium	Absorber configuration	Type of information	Method
GT21	Hayward, Hubbell	55	NBS	1.0	PLN, PLI, PLS	H <sub>2</sub> O, Al, Cu, Sn, Pb	SIM	<i>R</i>	MC: AA.
GT22	Kalos	59	NDA	1-6	PLN	Pb-H <sub>2</sub> O	Lay	<i>T</i>	MC: IS.
GT23	Leshchinskii	60	[USSR]	Co <sup>60</sup> , Cs <sup>137</sup>	PTI, line	Air, H <sub>2</sub> O, Al, Fe, Co	IM	<i>I(r), BF</i>	<i>BF</i> fitted as $e^{-\lambda x} \sum_{i=0}^N a_i x^i$
GT24	Lynch et al.	58	ORNL	0.6-12	PMD	Air	IM	<i>I(E, r, θ)</i>	MC.
GT25	O'Reilly	61	WAPD	1, 3, 6	PLN	H <sub>2</sub> O, Fe, Pb	FS	<i>I(E, r)</i>	MM.
GT26	Peebles	53	RAND	0.511-10.22	PLN, PTI	Compt. scatterer, Fe, Pb.	FS	<i>T, R</i>	Integral recursion.
GT27	Perkins	55	NARF	0.66-6.0	PLN, PLS	Al, Concrete	SIM	<i>R</i>	MC: AA, CD.
GT28	Pullman	56	NDA	Au <sup>198</sup> , Cs <sup>137</sup> , Co <sup>60</sup> , Na <sup>24</sup> .	PLS	Al, Fe, Pb, concr., rubber, lucite, paraffin, polyethylene.	FS, Lay	<i>T</i>	Extensive collection of calc. and experimental data; graphical comparisons.
GT29	Raso	61	TOI	0.35, 0.66, 1.25; 1.12- & 23.8-hr fission products.	PLS	Concrete, Fe	FS	<i>T; D(r, θ); I(r, E); I(r, θ).</i>	MC.
GT30	Raso	62	TOI	0.02-10	PLS	Concrete	SIM, FS	<i>T, R</i>	MC.
GT31	Serduke, Scofield, Kreger.	59	NRDL	0.66	PLN	Al	FS	<i>I(E, r, θ)</i>	MC.
GT32	Shure	62	WAPD	1.28	PMD	H <sub>2</sub> O	FS	<i>I(r, ρ):</i> radial spread.	MC.
GT33	Spencer	52	NBS	5.11, 10.22	PLI, PLS	Pb, Fe	IM	<i>I(E, r)</i>	Fourier transform.
GT34	Spencer, Fano	51	NBS	1.0-10.2	PLI, PLS, PTI, PMD.	Pb	IM	<i>I(E, r)</i>	MM.
GT35	Spencer, Jenkins	49	NBS	5.1	PTI	Pb, Al	IM	<i>I(E, θ)</i>	MM.
GT36	Spencer, Lamkin	58	NBS	0.034-10.22	PLS	H <sub>2</sub> O	IM	<i>I(r)</i>	MM.
GT37	Spencer, Lamkin	59	NBS	0.66, 1.17, 1.33; fallout spectra; <i>N n</i> -capture $\gamma$ 's.	PLS	H <sub>2</sub> O	IM	<i>I(r)</i>	MM.
GT38	Spencer, Lamkin	59	NBS	0.043-10.22	PLS	Concrete	IM	<i>I(r)</i>	MM.
GT39	Spencer, Stinson	52	NBS	1.33	PLS, PTI, PMD.	H <sub>2</sub> O	IM	<i>I(E, r)</i>	MM.
GT40	Spencer, Wolff	53	NBS	1.0-10.22	PTI	H <sub>2</sub> O	IM	<i>I(E, r, θ), incl. polarization.</i>	MM.
GT41	Steinberg, Aronson.	60	TRG	Bremss., <i>E</i> <sub>max</sub> =8, 10.	PTI, PLN, PLS.	Al, Fe, Pb	FS	<i>I(E, r)</i>	MC.
GT42	Taylor	54	WAPD	0.5-10	PTI	Pb, H <sub>2</sub> O, Fe	IM	3-parameter <i>BF</i> .	2-exponential fit to GT20.
GT43	Theus, Beach	56	NRL	6.13	PLN, PLS	Fe	SIM	<i>R</i>	MC: AA, annihl. rad. incl.
GT44	Theus et al.	54	NRL	0.66-6.0	PLN, PLS	H <sub>2</sub> O, Pb	FS, SIM	<i>T, R</i>	MC: AA, IS.
GT45	Trubey	61	ORNL	0.6-12	PMD	Air	IM	<i>I(r, θ)</i>	Single scatt. approx.
GT46	Wells	59	NARF	20-500	PTI	Air, Concrete	SIM	<i>I(E, θ)</i>	MC.
GT47	Wilson	52	[Cornell]	20-500	PLN	Pb	IM	<i>I(r)</i>	MC: electrons and positrons followed as well as photons.
GT48	Zerby	56	ORNL	1.3	PLN	Pb, Polyethylene	Lay	<i>T</i>	MC.
GT49	Anderson	58	WAPD	6.0	PLI; Line source.	H <sub>2</sub> O, Fe, Pb	IM	<i>BF</i>	Use of GT42 data.
GT50	Anderson	58	WAPD	1.28, 5.11	PLS, PLI	Fe, Pb	IM, FS	<i>BF; I(r)</i>	Peebles' "orders-of-scattering" approach.
GT51	Bowman, Trubey	58	ORNL	1, 3, 6, 10	PLS, PLN	Pb, H <sub>2</sub> O	Lay; FS	<i>BF; I(E, r, θ)</i>	MC
GT52	Coppinger	61	HW	0.5-3.0	PTI	Concr., ordinary and magnetite; Pb, Fe, H <sub>2</sub> O, Pb-glass	FS	<i>T</i>	Approx. formulas; graphs; <i>BF</i> incl.
GT53	Ermakov, Zolotukhin, Kom'shin	62	[USSR]	0.5, 1.25, 7.0	PLS	Polyethylene	FS	<i>I(E, r, θ)</i>	MC.
GT54	Flew, James	55	AERE	Fission products: 1, 16, 63 days.	PLN	U, Pb, Fe, Al	IM	<i>I(r)</i>	Use of G17 data.
GT55	Leimdörfer	62	AE	1.0-10.0	PLN	Concrete	FS	<i>R(E, r)</i>	MC.
GT56	Leimdörfer	62	AE	1.0	PTI	Concrete	Sph. wall	<i>R(E)</i> vs radius of curvature.	MC
GT57	Marcum	62	RAND	0.66, 1.28	PTI	Air, ground	2 media with interface	<i>I(r, h)</i>	MC; comp. with NDL exp. data.
GT58	Oberhofer, Springer	60	[Munich, Ger.]	0.2-5.0	PMD	C, Fe, Zr, W, Pb, U, H <sub>2</sub> O, baryte concr.	FS	½- and ¼o-value layers.	Approx. formulas.
GT59	O'Brien, Lowder, Solon	58	NYO-HS	0.28-10.0	PTI, UVD	H <sub>2</sub> O, Fe, Pb	IM; Sph	<i>BF</i>	Appl. to UVD distrib.; <i>BF</i> rep. as (1+ <i>at</i> ) <sup>8</sup> .
GT60	Penny	58	ORNL	Unspecif. monoenergetic	PTI, PMD	Unspecif.	IM	<i>I(r)</i>	MC.
GT61	Plesch	58	[Karlsruhe, Ger.]	0.5-4.0	PTI	Fe, Pb	FS	<i>I(r)</i>	Approx. formulas
GT62	Strobel	61	WAPD	0.5-10.0	PTI	Al, Sn, Pb, U	IM	<i>BF</i>	2-exponential fit to GT20.
GT63	Trubey, Penny, Emmett.	62	ORNL	Unspecif. monoenergetic	PLI, PLS, PLC	Input data tapes for 32 elements from H to U.	Lay	<i>I(r)</i>	MC.
GT64	Vernon	57	NAA	1.0-10.0	PTI	Magnetite concrete	IM	<i>I(r), BF</i>	Quadratic <i>BF</i> rep.
GT65	Baumgardt, Trampus, MacDonald	61	APEX	12.0	PMD	Air	IM	<i>I(r, ρ)</i>	MC.

TABLE 2. Gamma-ray penetration experiments (GE)

Ref.	Author	Yr	Lab. or [place]	Source energy, Mev	Source type	Medium	Absorber configuration	Type of information	Method
GE1	Beach et al.	53	NRL	Cs <sup>137</sup> (0.66)	PLN, PTI	H <sub>2</sub> O	IM	$I(E, r)$	NaI
GE2	Beach, Faust	55	NRL	Na <sup>24</sup> (2.76)	PTI	H <sub>2</sub> O, Hg	IM	$I(r)$	Anthr.
GE3	Broder, Kayurin, Kutuzov.	62	[USSR]	Co <sup>60</sup> (1.17, 1.33)	PTI	Al, Fe, Pb, Polyethylene.	Lay	$I(r)$	Plastic scint.
GE4	Bulatov	59	[USSR]	Co <sup>60</sup> , Cs <sup>137</sup> , Cr <sup>51</sup> (0.32)	PTI	C, Al, Fe, Pb	SIM	$R(\theta)$	Ion.
GE5	Bulatov, Garusov	58	[USSR]	Co <sup>60</sup> , Au <sup>198</sup> (0.41)	PMD	C, Al, Fe, Cd, Pb, Mg, Cu, Hg, Bi, U, H <sub>2</sub> O, brass, wood, brick, plexiglass	FS, SIM	$R(\theta)$ , SIM $R(r)$ , FS $R(Z)$ , SIM	Film; ion
GE6	Burton	57, 59	NARF	Co <sup>60</sup>	PTI	Air, ground	2 media with interface.	$I(E, r, \theta, h)$	NaI
GE7	Clarke, Richards	57	TOI	Na <sup>24</sup> , Co <sup>60</sup> , Au <sup>198</sup>	PTI	Air, H <sub>2</sub> O	2 media with interface.	$I(r)$	NaI
GE8	Clifford et al.	60	DRCL	Cs <sup>137</sup>	PTI	Air-clay, polystyrene-concr; polystyrene-lead.	2 media with interface.	$I(r), I(\theta)$	NaI
GE9	Dahlstrom, Thompson.	62	NRDL	Co <sup>60</sup> , Cs <sup>137</sup>	PLS	Al, Fe	FS	$I(r, \theta)$	NaI
GE10	Davis, Reinhardt	57	ORNL	Co <sup>60</sup> , Cs <sup>137</sup> , Au <sup>198</sup> , Ra, Fallout spectr.	PTI, PLI	Air-ground	2 media with interface.	$I(r)$	NaI
GE11	Ebert	61	[Göttingen]	Co <sup>60</sup> , Cs <sup>137</sup> , brems.: $E_{max} = 0.15$ to 0.26.	PTI, PLN	Pb, baryte concr.	FS	$I(r)$	NaI
GE12	Elliot et al.	52	NRL	Co <sup>60</sup>	PTI	Pb	IM	$I(r)$ ; BF	Film
GE13	Faust	50	NRL	Co <sup>60</sup>	PTI, PLI	H <sub>2</sub> O	IM	$I(E, r)$	Geig.; estim. of spectra by Pb filtration
GE14	Faust, Johnson	49	NRL	Co <sup>60</sup>	UVD	H <sub>2</sub> O	IM	$I(E)$	Geig.
GE15	Garrett, Whyte	54	NRC [Ottawa]	Co <sup>60</sup>	PTI	Pb, Fe	IM	$I(r)$	Ion.
GE16	Gol'bek, Matveev, Sokolov.	60	[USSR]	Zn <sup>65</sup> (1.12), Ra, MsTh.	PTI	Sand-air	2 media with interface.	$I(E, r)$	NaI
GE17	Gorshkov, Kodyukov.	58	[USSR]	Na <sup>24</sup> , Au <sup>198</sup>	PTI, UVD	H <sub>2</sub> O	IM	$I(r)$	Ion.
GE18	Hayward	52	NBS	Co <sup>60</sup>	PTI	H <sub>2</sub> O	IM	$I(E, r)$	Anthr.
GE19	Hayward, Hubbell	54	NBS	Co <sup>60</sup>	PMD	Wood, Fe	SIM	$R(E, \theta)$	NaI.
GE20	Hettinger, Starfelt	59	[Lund, Sweden]	Filtered brems.: $E_{max} = 0.10, 0.17, 0.25$ Brems.: $E_{max} = 8, 10$	PLN	H <sub>2</sub> O	SIM	$I(E, r, \theta)$	NaI.
GE21	Hubbell, Hayward, Titus	57	NBS		PLN	Pb	FS	$I(E, r, \theta)$	NaI.
GE22	Hyodo	62	[Japan]	Co <sup>60</sup> , Cs <sup>137</sup>	PTI	Paraffin, Al, Fe, Sn, Pb	SIM	$R(E, \theta)$	NaI.
GE23	Ishimatsu	62	[Japan]	Co <sup>60</sup>	PTI	H <sub>2</sub> O	IM	$I(E, r)$	NaI.
GE24	Jones, A.R.	61	[Chalk River, Can]	I <sup>131</sup> (0.36) Cs <sup>137</sup> , Co <sup>60</sup>	PTI, PLI	Air-ground	2 media with interface	$I(r)$	NaI; PLI by integration o PTI.
GE25	Jones, B.L., Harris, Kunkel	55	NARF	Co <sup>60</sup>	PTI	Air-ground	2 media with interface	$I(r, h)$	Anthr.
GE26	Kazanskii	60	[USSR]	Co <sup>60</sup>	PTI	H <sub>2</sub> O, Fe	SIM	$I(E, r, \theta)$	CsI.
GE27	Kazanskii, Belov, Matusevich	58	[USSR]	Co <sup>60</sup> , Au <sup>198</sup>	PTI	Fe, Pb	SIM	$I(E, r, \theta)$	CsI.
GE28	Keller, Gonzalez	57	NARF	Co <sup>60</sup>	PTI	Air	IM	$I(E, r, \theta)$	NaI; comp. with single-scatt. approx.
GE29	Kimel	61	[USSR]	Co <sup>60</sup>	PLN	Pb-Al, Al-Pb, Pb-Fe, Fe-Pb, Fe-Al, Al-Fe	Lay	BF; effect of high or low Z abs. nearest source	Geig.
GE30	Kimel, Leipunskii	62	[USSR]	Cs <sup>137</sup>	PMD	H <sub>2</sub> O	IM	$I(r, \rho)$	Anthr.
GE31	Kim, Kennedy, Wyckoff	54	NBS	Co <sup>60</sup> , Cs <sup>137</sup> , Au <sup>198</sup>	PLS, PLN	Pb, concrete, polyethylene	FS	$I(r)$	Ion.
GE32	Kodyukov	59	[USSR]	Au <sup>198</sup> , Cs <sup>137</sup> , Zn <sup>65</sup> , Na <sup>24</sup>	PTI	H <sub>2</sub> O	FS, SIM	$I(r)$	Ion.
GE33	Kukhtevich, Shemetenko	62	[USSR]	Au <sup>198</sup> , Co <sup>60</sup> , Na <sup>24</sup>	PMD	H <sub>2</sub> O	IM	$I(r, \theta)$	Anthr.
GE34	Kukhtevich, Shemetenko, Synitsyn	60	[USSR]	Co <sup>60</sup>	PTI	Med. I: H <sub>2</sub> O Med. II: Air, Pb, Ni, Al	2 media with interface	$I(r)$ meas. $I(r)$ inf. med.	Anthr.
GE35	Kukhtevich, Tsy-pin, Shemetenko	58	[USSR]	Co <sup>60</sup>	PTI	H <sub>2</sub> O	IM	$I(r, \theta)$	Anthr.
GE36	Kusik et al.	57	MIT	Co <sup>60</sup>	PTI	Pb, Fe, Pb-Fe sandwich	FS, Lay	$I(r)$	Ion.
GE37	Larichev	61	[USSR]	Co <sup>60</sup>	PLN	Fe	FS	$I(E, r, \theta)$	NaI.
GF38	Leipunskii, Sakharov	59	[USSR]	Co <sup>60</sup>	PTI, PLI disk	Air-ground	2 media with interface	$I(r)$	Ion.; PLI disk by integration of PTI.
GE39	Mahmoud	57	[Egypt]	Au <sup>198</sup> , Cs <sup>137</sup> , Co <sup>60</sup> , Na <sup>24</sup>	PTI	C, Fe, Pb, H <sub>2</sub> O, Concrete	FS	$I(E, r)$	NaI.
GE40	Matveev, Sokolov, Shlyapnikov	56	[USSR]	Cr <sup>51</sup> , Zn <sup>65</sup>	PTI	Sand	IM	$I(E, r)$	CsI.



TABLE 2. Gamma-ray penetration experiments (GE)—Continued

Ref.	Author	Yr	Lab. or [place]	Source energy, Mev	Source type	Medium	Absorber configuration	Type of information	Method
GE41	Mehlhorn et al.	62	TOI	Co <sup>60</sup>	PLS	Fe	FS	$I(r)$ ; solid angle dependence	Ion.
GE42	Mitchell, Smith	58	APEX	Co <sup>60</sup>	PTI	H <sub>2</sub> O-air	2 media with interface	$I(r)$	NaI; comp. with MC calc. GT 7.
GE43	Peelle, Malenschein, Love	56	ORNL	Co <sup>60</sup>	PTI	H <sub>2</sub> O	IM	$I(E, r, \theta)$	NaI: 2-crystal spectrometer.
GE44	Rexroad, Schmoke	60	NDL	Co <sup>60</sup> , Cs <sup>137</sup>	PLI	Air-ground	2 media with interface	$I(r)$	Ion.
GE45	Ritz	58	NBS	Ir <sup>192</sup> (0.32, 0.47, 2.2, etc.)	PLN	Fe, Pb, concrete	FS	$I(r)$	Ion.
GE46	Rizzo, Galanter	61	BNL	Co <sup>60</sup>	PLI	H <sub>2</sub> O	SIM	$I(r)$	Ion.
GE47	Roys, Shure, Taylor	54	WAPD	N <sup>16</sup> (6.2)	PTI	H <sub>2</sub> O	IM	$I(r)$	Anthr.
GE48	Sakharov	57	[USSR]	Au <sup>198</sup> , Co <sup>60</sup> , Na <sup>24</sup>	PTI, UVD	H <sub>2</sub> O	IM, SIM	$I(r)$	Ion.; UVD by integration of PTI.
GE49	Scofield, Lynn, Kreger	58	NRDL	Co <sup>60</sup> , Cs <sup>137</sup>	PLN; PLS: Co <sup>60</sup> , Fe; PLS: Co <sup>60</sup>	Al, Fe	FS	$I(E, r, \theta)$ $T(\text{dose})$ $R(\text{dose})$	NaI: pulse-ht. distrib.; Ion.
GE50	Scofield, Haggmark	60	NRDL	Co <sup>60</sup> , Cs <sup>137</sup>	PLN; PLS: Co <sup>60</sup> , Fe	Al, Fe	FS	$I(E, r, \theta)$	NaI: photon number flux.
GE51	Soole	55	NPL	Co <sup>60</sup>	PTI	Air	IM 2 media with interface	$I(r)$	Ion.
GE52	Stokes, Burton	57	NARF	Co <sup>60</sup>	PTI	Air	IM	$I(E, \theta)$	NaI.
GE53	Titus	58	NBS	Co <sup>60</sup>	PTI	Steel—steel wool	2 media with interface	$I(r)$ ; Bndry. eff.	Anthr.; pulse integrator.
GE54	Titus	57	NBS	"Plumbob" fallout	PLI	Concrete	FS, IM	$I(r)$	Geig.
GE55	Weiss, Bernstein	53	BNL	Co <sup>60</sup> , Hg <sup>203</sup> (0.27)	PTI	H <sub>2</sub> O	IM	$I(E, r)$	NaI.
GE56	White	50	NBS	Co <sup>60</sup>	PTI	H <sub>2</sub> O	IM	$I(r)$	Ion.; geig.
GE57	Whyte	55	NRC [Ottawa]	Co <sup>60</sup>	PTI	Concrete	IM	$I(E, r, \theta)$	NaI.
GE58	Zendle et al.	56	NBS	Bremss.: $E_{\text{max}}=11$ to 37	PLN PMD	H <sub>2</sub> O	SIM	$I(r)$	Anthr.; ion.
GE59	Björngard, Hettinger	62	[Lund, Sweden]	Bremss.: $E_{\text{max}}=0.05-0.25$ .	PMD	H <sub>2</sub> O	FS	$I(E, r, \theta)$	NaI telescope.
GE60	Bruce, Pearson	62	[Toronto]	Cs <sup>137</sup>	PLN	H <sub>2</sub> O	SIM	$I(E, r)$	NaI telescope; Integr. over angle.
GE61	Dixon	58	NRC Ottawa	Cs <sup>137</sup>	PTI	Concrete	SIM; Source embedded.	$I(E, r, \theta)$ outside medium	NaI telescope.
GE62	Futtermenger, Glubrecht, Schultz	62	[Hanover, Ger.]	Fission spectrum filtered by 45 and 90 cm paraffin.	PMD	Pb; ordinary, baryte concrete	FS	$I(E, r)$	Ion.; NaI
GE63	Hashmi	63	[Munich, Ger.]	Hg <sup>203</sup> , Au <sup>198</sup> , Cu <sup>64</sup> (0.51), Co <sup>60</sup> , K <sup>42</sup> (1.53), Sc <sup>46</sup> (1.0 av.), Mn <sup>56</sup> (1.95 av.), Na <sup>24</sup> .	PTI	H <sub>2</sub> O	IM	$I(r)$ , $BF$	Ion.
GE64	Hyodo, Shimizu	61	[Japan]	Cs <sup>137</sup> , Co <sup>60</sup>	PTI	Paraffin, Al, Fe, Sn, Pb Concrete	SIM, FS	$R(\rho)$	NaI telescope.
GE65	Mahmoud, El Nady	60	[Egypt]	0.66-1.25	PLN	Concrete	SIM	$R$	NaI.
GE66	Mitchell	61	APEX	Cs <sup>137</sup> , Co <sup>60</sup>	PTI	H <sub>2</sub> O, Sn, Fe	IM(H <sub>2</sub> O, Sn), FS(Fe)	$BF$	NaI.
GE67	Mochizuki et al.	62	[Japan]	Co <sup>60</sup>	PMD	H <sub>2</sub> O, Fe, Pb	FS, Lay	$BF$ ; effect of high or low $Z$ abs. nearest source.	Ion.
GE68	Sybesma	63	[Leiden, Neth.]	Cs <sup>137</sup>	UVD	H <sub>2</sub> O	Cyl	$I(E)$	NaI.
GE69	Tsybin, Kukhtevich, Kazanskii	56	[USSR]	Au <sup>198</sup> , Co <sup>60</sup> , Na <sup>24</sup>	PTI, PMD	H <sub>2</sub> O, Fe, Pb	IM, FS, Lay (Pb-Fe)	$I(r)$	Ion.
GE70	Vasilev, Shishkina	58	[USSR]	Cs <sup>137</sup> , Co <sup>60</sup>	PTI	Al	FS	$R(r)$	NaI.
GE71	Leipunski, Kimel, Panchenko	63	[USSR]	Cs <sup>137</sup> , Co <sup>60</sup>	PMD	Fe	IM	$BF, I(r, \rho)$	Geig.

TABLE 3. Neutron penetration theory (NT)

Ref.	Author	Yr	Lab. or [place]	Source energy, Mev	Source type	Medium	Absorber configuration	Type of information	Method
NT1	Albert, Welton	50	WAPD	Fission	PTI	H <sub>2</sub> O, H <sub>2</sub> O-Pb H <sub>2</sub> O-Fe	IM	$I(r)$	Assumed; first scatter by H is absorption. MC.
NT2	Anthony, Omoda	62	AFSWC	Fission (detonation)	PTI	Air	IM	$I(E, r)$	MC.
NT3	Berger, Cooper	59	NBS	0.3, 1, 3, 6, 9, 14	PLS	H <sub>2</sub> O	SIM, FS	$R(E, \theta)$	MC.
NT4	Bethe, Tonks, Hurwitz	50	KAPL	Unspecified monoenergetic	PTI	A=9 (Be), A=∞	IM	Slowing down density	CECS; Fourier transform. MC.
NT5	Biggers, Brown, Kohr	60	LA	Fission (detonation)	PTI	Air-ground	2 media with interface	$I(E, r)$	MC.
NT6	Burrell, Cribbs	60	[Lockheed]	5 energies	PLS	Fe	FS	$T(r, \theta)$ $R(r, \theta)$	MC.
NT7	Certaine, Aronson	54	NDA	Fission	PTI	H <sub>2</sub> O	IM	$I(r)$ at indium res.	MM.
NT8	Certaine, Goldstein	57	NDA	14.0	PTI	H <sub>2</sub> O	IM	$I(r)$	MM.
NT9	Drummond	54	UCRL	Unspecif. monoenergetic	PLN	Unspecif. moderating material	FS, SIM	$R(E, r)$	AT; Laplace transform.
NT10	Faulkner	54	ORNL	Unspecif. monoenergetic	PTI	Air-ground	2 media with interface	$I(\rho, h)$	Assumed; isotropic single scatt. CECS; matrix soln. of diff. eq. MC; MM.
NT11	Fcix, Valentin	56	[France]	Unspecified monoenergetic	PLN	Unspecified	FS	$I(r), R$	MC; MM.
NT12	Foderaro, Obenshain	55	WAPD	0.89	PLI	H <sub>2</sub> O	IM, FS	$I(r), R$	MC; MM.
NT13	French	62	NARF	Fission	PTI	Air	IM	$I(r, \theta)$	MC.
NT14	Holland, Richards	55	TOI	0.025 ev; 0.001, 0.1, 0.5, 1, 2, 5, 14 Mev	PTI, PLI	Air	IM	$I(E, r)$	MM.
NT15	Holland, Richards	56	TOI	0.001, 0.1, 0.5, 1, 2, 5, 14	PTI	Air	IM	$I(E, r)$	MM.
NT16	Holland	58	TOI	0.001	PTI	Air	IM	$I(E, r)$	Semi-asymptotic. CECS; Fourier transform.
NT17	Holte	54	[Uppsala, Sweden]	0.1, 0.5, 1, 2	PTI	C, H <sub>2</sub> O	IM	$I(r)$	MC; IS.
NT18	Kalos	59	NDA	8	PLS	H	FS	$I(E, r)$	MC; IS.
NT19	Keller, Zerby, Hilgeman	58	ORNL	0.55, 1.2, 2, 3, 5	PMD	Air	IM	$I(r, \theta)$	MC; isotropic scattering. MC.
NT20	Kinney	62	ORNL	1-19	PTI	SiO <sub>2</sub> (ground)-Air	2 media with interface	$I(r)$	MC.
NT21	Krumbein	58	NDA	Fission; 2, 4, 6, 8, 10, 14	PTI, PLI	Be, C, H <sub>2</sub> O, H <sub>2</sub> ; several hydrocarbons	IM	$I(E, r)$	MM.
NT22	MacDonald, Baumgardt, Trampus	60	APEX	Monoenergetic	PMD	Air	IM	$I(E, r, \theta)$	First collision analytic, higher orders MC.
NT23	Marcum	60	RAND	3, 14	PTI	Air-ground	2 media with interface	$I(E, r)$	MC.
NT24	Mehl	58	SANDIA	0.1-6.0	PTI	Air	IM	$I(E, r, \theta)$	MC.
NT25	Morgan	59	NOL	Monoenergetic	PLN	H <sub>2</sub> O	SIM	$R$	MC.
NT26	Murray	53	ORNL	Fast neutrons	PTI, PLI	13 elements from H to U	IM	$I(r)$	Laplace transform. MC.
NT27	Obenshain, Eddy, Kuehn	57	WAPD	1, 2, . . . 10	PLN, PLS PLI	H <sub>2</sub> O	FS	$I(r)$	MC.
NT28	Podgor	50	ORNL	Fast neutrons	PLN	H <sub>2</sub> O	SIM	$I(E)$	All collisions assumed absorption. Integral network.
NT29	Schiff	55	WAPD	Fission neutrons and gammas	PLN	H <sub>2</sub> O-Fe	Lay	$I(E), I(r)$	MC.
NT30	Shelton	60	KAMAN	1.0 ev-5.0 Mev	PTI	Air	IM	$I(r)$	Combines theor. data of NT 14, NT 24. MM.
NT31	Spielberg	61	NDA	Fission	PTI	Air	IM	$I(E, r)$	MC.
NT32	Spielberg, Duncer	58	AN	0.025 ev; 0.5, 2.5, 7.5, 10, 14 Mev	PLS	Concrete; soil with varying water content	SIM	$I(r)$	Multigroup diffusion.
NT33	Spinney	55	AERE	Fission	PTI	Concrete	IM	$I(r)$	Transport cross section; AT.
NT34	Stern	53	ORNL	3.0	PTI	H <sub>2</sub> O	SIM	$R$	Isotropic scatt.; analyt. soln. AT.
NT35	Stuart	56	HW	Fast neutrons	Line source	Slightly absorbing moderator	IM	$I(r)$	AT.
NT36	Tait, Biram	53	AERE	Monoenergetic	PLN	Hydrogenous	SIM	$I(E)$	$P_1$ approx.: $\sigma = \sigma_0 V_0/V$ . MC.
NT37	Thompson, Ferguson, Mather	60	NRDL	1/E-shape spectrum: 1 ev $\leq E \leq$ 1Mev	PTI	Air-soil	2 media with interface	$I(r)$ , thermal	MC.
NT38	Verde, Wick	47	[Rome, Italy]	D+D, D+B reactions	PTI	~ H <sub>2</sub> O paraffin	IM	$I(r)$	Fourier transf.; const. velocity. MC
NT39	Wells	60	NARF	0.33, 1.1, 2.7, 4, 6, 8, 10.9, 14	PTI, PMD	Air	IM	$I(E, r, \theta)$	MC
NT40	Wick	49	UCRL	0.5, 1, 2	PTI, PLI	H, C	IM	$I(r)$	Laplace transf. Assumed: energy loss but no deflection by H collision; compar. with H abs. MC; CD; integr. of Boltzmann eq.
NT41	Wigner, Young	47	CL	Fission	PTI	H <sub>2</sub> O	IM	$I(r)$	B <sub>1</sub> , P <sub>1</sub> , SG approximations. MC.
NT42	Zerby	57	ORNL	Monoenergetic	PMD	Air	IM	$I(r)$ : tissue dose-rate.	MC; CD; integr. of Boltzmann eq.
NT43	Zweifel, Bigelow	55	KAPL	Fission	$e^{ikz}$	H <sub>2</sub> O; H <sub>2</sub> O-metals	IM	Age; slowing down density.	B <sub>1</sub> , P <sub>1</sub> , SG approximations. MC.
NT44	Allen, Futterer, Wright.	62	BRL	0.5, 1, 2, 3, 5, 14	PLS	H <sub>2</sub> O, borated polyethylene, Fe, concrete, Nevada test site soil.	FS; Lay	$I(r)$	MC.

TABLE 3. Neutron penetration theory (NT)—Continued

Ref.	Author	Yr	Lab. or [place]	Source energy, Mev	Source type	Medium	Absorber configuration	Type of information	Method
NT45	Allen, Futterer, Wright.	63	BRL	0.1, 0.25, 0.5, 1.0, 2, 3, 5, 14.	PLS	Concrete	FS, SIM	$R, T, I(r)$	MC.
NT46	Allen, Futterer, Wright.	63	BRL	0.1, 0.25, 0.5, 1.0, 2, 3, 5, 14.	PLS	Nevada test site soil.	FS, SIM	$R, T, I(r)$	MC.
NT47	Allen, Futterer, Wright.	63	BRL	0.1, 0.25, 0.5, 1.0, 2, 3, 5, 14.	PLS	Fo	FS, SIM	$R, T, I(r)$	MC.
NT48	Avery	62	AEEW	Fission	UVD Sph.	Fo-H <sub>2</sub> O	Lay	$I(r)$	Multigroup diffusion.
NT49	Bendall	62	AEEW	1-18	PLN	Unspecif.	IM	$I(r)$	Multigroup diffusion.
NT50	Sleeper	52	ORNL	Fission	PLN	H <sub>2</sub> O	IM	$BF$	Comp. of ANP, NDA calcs.
NT51	Fessler, Wohl	61	NASA	6.0	PTI	H <sub>2</sub> O	IM	$I(E, r)$	MC.
NT52	Jones, R. D.	62	WADC	Unspecif. mono-energetic.	PTI, UVD	Unspecif.	FS, Sph, Cyl.	$I(r)$	One-group diffusion; power-series solution.
NT53	Peterson, Williams.	62	BRL	Fission	PTI	Air	IM	$I(r, \theta)$ , dose	MM; modified for fast conv. at $\theta=0^\circ$ .
NT54	Ptitsyn	61	[USSR]	2.5	PTI	H <sub>2</sub> , H <sub>2</sub> O	IM	$I(r)$	MM.
NT55	Roberts	59	APEX	10.0	PTI	BeO	FS	$I(r)$	Comp. of 4 solutions of transport eq; comp. with exp. data.
NT56	Sinitsyn, Tsy-pin	62	[USSR]	0.5-15	PTI	H; mixture of H and heavy component.	IM	$I(r)$	Use of removal cross section data.
NT57	Trubey, Penny	62	ORNL	Fission	PTI	H <sub>2</sub> O	IM	$I(r)$ thermal	"Transfusion": comh. of transport and diffusion theory.

TABLE 4. Neutron penetration experiments (NE)

Ref.	Author	Yr	Lab. or [place]	Source energy, Mev	Source type	Medium	Absorber configuration	Type of information	Method
NE1	Babb, De Wames	59	NARF	Po-Be (fast) also Co <sup>60</sup> $\gamma$ 's	PTI	H <sub>2</sub> O-Air	2 media with interface	$I(r)$ : fast, thermal, gamma flux	Hurst dosim. (fast), BF <sub>3</sub> ctrs. (therm.), anthr. (gammas).
NE2	Baer	53	WAPD	Po-Be	PTI	H <sub>2</sub> O-Zr	IM	$I(r)$ therm.	Foils.
NE3	Barr, Hurst	54	ORNL	Po-Be	PLN	~ Tissue	FS	$I(r)$	Proportional counter.
NE4	Bina	60	WADC	Po-Be	PTI	Fe, Al, Pb	Sph.; hemisph. SIM, FS	$I(r)$	Hurst-type tissue-equiv. det.
NE5	Blizard	52	ORNL	Fission	Disk	H <sub>2</sub> O-Fe	IM	$I(r)$ therm., $I(r)$ gammas.	BF <sub>3</sub> ctr., ion.
NE6	Blizard, Miller	58	ORNL	Fission: fast neutrons.	PLI disk	H <sub>2</sub> O; Concrete	FS	$I(r)$	Hurst dosim.
NE7	Capron, Crevecocour.	53	[Belgium]	Ra-Be	PTI	C 60% H 8% O 32% H <sub>2</sub> O	SIM	$I(\theta)$	Ag foils.
NE8	Caswell et al.	57	NBS	14.1	PTI	H <sub>2</sub> O	IM	$I(r)$ therm., In res., fast.	B <sup>10</sup> lined ctr., In foils, Hurst dosim.
NE9	Chapman, Storrs	55	ORNL	Fission	Disk ~ PTI.	15 elements from H to U; 10 compounds	FS	$I(r)$ therm., fast	Fission chamber, BF <sub>3</sub> ctr., Hurst dosim.
NE10	Clifford	50	ORNL	Fission	Disk	H <sub>2</sub> O	SIM	$I(r)$	Ag, In foils, B <sup>10</sup> F <sub>3</sub> ctrs.
NE11	Coebran, et al.	54	ORNL	Fission	PLI	C (graphite)	FS	$I(r), I(E)$	Fission chamber, B <sup>10</sup> F <sub>3</sub> ctrs.
NE12	Cure, Hurst	54	ORNL	Po <sup>210</sup> -B ~ 2.6	PTI	Concrete	SIM	$R$ (dose)	Proport. ctr., pulse integrator.
NE13	Dacey, Paine, Goodman	49	MIT	Ra-Be	PTI	Alr, H <sub>2</sub> O, Pb, Fe, W, plus 7 compounds	Sph.	$I(r)$ therm., In res.	Foils.
NE14	Delano, Goodman	50	MIT	MIT cyclotron	PLN	Concrete	FS	$I(r)$ fast, thermal	Foils, film.
NE15	Fillmore	54	NAA	Thermal, epithermal, fast	Reactor pedestal	Fe, Al; ordinary and magnetite concrete	FS	$I(r)$	In foils; U <sup>235</sup> , Np fission chambers.
NE16	Flynn, Chapman	53	ORNL	Fission	PTI	Pb	Sph. FS	$I(r)$ fast	Hurst dosim.
NE17	Grantham	61	ORNL	Fission	PLI disk	Barytes aggreg.; Barytes concrete	FS	$I(r)$ : fast; thermal	Fission chamber; BF <sub>3</sub> ctr.; Hurst dosim.
NE18	Grimeland	53	[Norway]	Fission	PMD	B	Cyl.	$I(r)$	Activation of NaI.
NE19	Hill, Roberts, Fitch	55	ORNL	Fission	PTI	H <sub>2</sub> O, H <sub>2</sub> O-Al	IM	$I(r)$ : In res.	In foils.
NE20	Hungerford	52	ORNL	Po-Be; Co <sup>60</sup> ( $\gamma$ 's)	PTI	Air-H <sub>2</sub> O	2 media with interface	$R, I(r, h)$	Fast neutron dosim.; ion.
NE21	Johnson, McCammon, Haydon.	51	ORNL	Fission	PTI	Air-concrete. H <sub>2</sub> O	IM	$I(r)$ therm.	In foils.
NE22	Jones, F. R.	50	HW	Po-Be, Po-B (fast)	PTI	H <sub>2</sub> O, paraffin	Cyl	$I(r)$ fast, slow	Proton rec. ctr. (fast); BF <sub>3</sub> (slow).
NE23	Kogan et al.	59	[USSR]	0.025, 0.22, 0.83, 5; reactor beam	PTI PMD	H <sub>2</sub> O, paraffin	SIM	$R(E, \theta)$	Mn foils; MnCl soln.; Cd, B, Na & Co filters.
NE24	Langsdorf, Lane, Monahan.	56	ANL	Li <sup>7</sup> ( $p, n$ )Be <sup>7</sup> 0-1.8	PMD	36 elements, 2 compounds, 1 alloy	Tbin plates	$I(E, \theta)$	BF <sub>3</sub> proportion. counters.



TABLE 4. Neutron penetration experiments (NE)—Continued

Ref.	Author	Yr	Lab. or [place]	Source energy, Mev	Source type	Medium	Absorber configuration	Type of information	Method
NE25	Maienschein et al.	55	ORNL	Fission	PTI	H <sub>2</sub> O	IM	$I(r)$	Fission chamber, BF <sub>3</sub> ctr., In foils.
NE26	Munn, Pontecorvo	47	NRC [Montreal]	Ra-Be	PTI	H <sub>2</sub> O-Bi H <sub>2</sub> O-Pb H <sub>2</sub> O-Fe	IM	$I(r)$ therm., In res.	Dy, In foils.
NE27	Otis	57	ORNL	Fission	PLI	H <sub>2</sub> O	FS	$I(r)$	Au foils.
NE28	Rush	48	[Duke Univ.]	Ra-Be	PTI	H <sub>2</sub> O	IM	$I(r)$	In foils.
NE29	Salmon	55	AERE	Thermal	PLI	Concrete	SIM	$I(r)$ : diffusion length	In foils.
NE30	Shure, Roys	57	WAPD	N <sup>17</sup>	PTI	H <sub>2</sub> O	IM	$I(E, r)$	BF <sub>3</sub> ctr.
NE31	Dunn	57	WADC	Fast neutrons, Po-Be	PTI	Al, Fe, Pb	Sph.	$I(r)$	Hurst dosim.
NE32	Stickley	56	BNL	Slow neutrons	PLN disk	Tissue-equiv. plastic	SIM	$I(r, \rho)$	Au foils.
NE33	Tittman	53	[Schlumberger, Conn.]	Ra-Be	PTI	H <sub>2</sub> O	IM	$I(r)$	In foils; BF <sub>3</sub> ctrs.
NE34	Von Dardel	54	[Stockholm]	D-D reaction	PTI	B, H <sub>2</sub> O, D <sub>2</sub> O, "Hysil" glass	Cyl	$I(E)$	B <sup>10</sup> F <sub>3</sub> ctr.
NE35	Western	62	NARF	Fission	PLN	Polyethylene, plain and horated; ZrH <sub>1.95</sub> , Inconel X, Be, B <sub>2</sub> O, Fe	FS	$I(E, r)$ ; Capture gammas	NaI
NE36	Zaitsev, Komochkov, Sychev	62	[USSR]	170, 250, 350, 480, 660	PMD (cyclotron)	3 concretes: Fe content = 0.4%, 4%, 75%	FS	$I(r)$ (>20 mev)	C <sup>12</sup> (n,2n)C <sup>11</sup> ; activity of C <sup>11</sup> .
NE37	Broder, Kutuzov, Levin	62	[USSR]	2, 4, 6, 8, 10, 14, 9	PTI	H, H <sub>2</sub> O, O, C	IM	$I(r)$ , removal cross section	Fission chamber.
NE38	Dulin et al.	60	[USSR]	Fission	PLN disk	H <sub>2</sub> O	SIM	$I(\rho, r)$ ; data transf. to PLI disk, PTI	BF <sub>3</sub> ctrs.
NE39	Lence, Liguori, Lowery	61	APEX	Fission	PTI	Be, BeO, LiH, Fe, Pb	Large number of shielding configurations.	$I(r)$ : fast, SuH-Cd, epi-Cd.	Foils; Comp. with band calc.
NE40	Tsy-pin	62	[USSR]	0.5, 1, 3, 8	PLN disk	H <sub>2</sub> O, Fe, U	SIM	$I(r, \rho)$	BF <sub>3</sub> ctrs.
NE41	Western	62	NARF	Fission	PMD	Borated polyethylene, Pb, Fe	FS	$I(E, r, \theta)$ ; $R(\rho)$ ; fast, thermal, epithermal, capture gammas	BF <sub>3</sub> ctrs, foils, NaI.

TABLE 5. Electron penetration theory (ET)

Ref.	Author	Yr	Lab. or [place]	Source energy, Mev	Source type	Medium	Absorber configuration	Type of information	Method
ET1	Archard	61	AEI	0.01-0.10	PLN	Si, Cr, Se, Xe	SIM	R	Diffusion; large-angle single elastic scattering.
ET2	Berger	63	NBS	0.125-2.0	PLN, PLS	Al	Foils	$T, R$	MC.
ET3	Berger	63	NBS	0.0625-2.0	PLN, PLS, PLI	Al, Au	FS, SIM	$I(E, r), T, R$	MC.
ET4	Blunck	52	[Würzburg]	1-3000	PLN	Pb, O <sub>2</sub> , Arbitrary Z	SIM	Range	Integral transforms.
ET5	Boyd, Morris	60	NBS	1.12-, 23.8-hr fission products	PLI, PTI	Air	IM	$I(E, r)$	MM.
ET6	Crew	61	NBS	0.4	PMD	Air	IM	$I(r, \rho, \theta)$	MM.
ET7	Engelmann	61	[München]	P <sup>22</sup> (Al only), Tl <sup>204</sup> (Al, Ag, Au)	PLI	Al, Ag, Au	FS	$T, R$	Diffusion.
ET8	McGinnies	59	NBS	0.006433-10.46	UVD	Al, Cu, Sn, Pb, air, H <sub>2</sub> O, bone, muscle, polyethylene	IM	$I(E)$	Numerical integration, use of ET17.
ET9	Nelms	56, 58	NBS	0.01-10.0	PMD	28 elements from H to U; air, H <sub>2</sub> O, 6 other substances	IM	Energy loss, range	Cont. slowing-down; ion. and excitation.
ET10	Rohrlich, Carlson	54	[Princeton Univ.]	0.102-2.04	PMD	Al, Ph	IM	Range, energy loss	Continuous slowing down.
ET11	Sidei, Higashimura, Kinoshita	57	[Kyoto Univ., Japan]	0.514-2.0	PLN	Al	Foils	$T, R(\theta)$	MC.
ET12	Spencer	55	NBS	0.01-10.0	PLN, PTI	Be, Al, Cu, Cd, Au, air, polystyrene	IM	Stopping power, resid. range, $I(r)$	Continuous slowing down approx.
ET13	Spencer	59	NBS	0.025-10	PLN, PTI	C, Al, Cu, Sn, Ph, air, polystyrene	IM	$I(r)$	MM.
ET14	Higashimura	61	[Kyoto, Japan]	2.0	PLN	Al	IM	$I(E, r)$	Segment model electron track.
ET15	Linnenbom	62	NRL	0.1-100	PLN	Al, Si, SiO <sub>2</sub>	IM	Range, energy loss	Use of mass stopping power data.
ET16	Bödy	62	[Hungary]	0.01-0.10	PLN	Z=4-80	SIM	$R(Z)$	Comparison of diffusion theory with single and multiple scattering.
ET17	Spencer, Fano	54	NBS	2.04, 40.9	UVD	Al, Pb	IM	$I(E)$	Continuous slowing-down.



TABLE 6. Electron penetration experiments (EE)

Ref.	Author	Yr	Lab. or [place]	Source energy, Mev	Source type	Medium	Absorber configuration	Type of information	Method
EE1	Aglintsev, Kosafkin	62	[USSR]	$S^{90} (< 0.167)$ $Y^{91} (< 1.55)$	PTI	Al	Foils	$I(E)$	Not given.
EE2	Agn, Burdette, Matsukawa	58	[Leicester, England]	0.25-0.75	PMD	Be, Al, Cu, Ag, Au	Foils	$T(r)$	Ion.
EE3	Blalobzheskii, Val'kov	58	[USSR]	0.8	PLN	Al	Foil stack	$I(r)$ ; range	Electrometric: foils serve as both absorbers and charge collectors.
EE4	Buys	60	[Gent, Belg.]	$P^{32}$	PTI	Al	Foils	$T, R$	Gelg.
EE5	Engelmann	61	[München]	$P^{32}$ (Al only) $Ti^{204}$ (Al, Ag, Au)	PLI	Al, Ag, Au	Foils	$T, R$	$4\pi$ ctr.
EE6	Grün	57	[München]	0.005-0.054	PMD	Air	IM	$I(r)$	Luminescence of air.
EE7	Harigel, Scheer, Schultze	61	[München; Würzburg]	20.4	PMD	Freon (CF <sub>3</sub> Br)	Foils	Range	Bubble chamber.
EE8	Huffman	58	ORNL	0.057, 0.080, 0.104, 0.1265	PMD	Al	Foils	$I(r)$	Ion: triple plate chamber.
EE9	Minder	61	[Bern, Switz.]	10	PLN	H <sub>2</sub> O	SIM	$I(r)$	Ion; film; cbem. dosim. (FeSO <sub>4</sub> ).
EE10	Oberhofer, Springer	60	[Munich]	19 $\beta$ -emitters 0.053-3.55	PMD	H <sub>2</sub> O, Air, Al, Cu, plexiglass	Foils	$T$ , max. range.	Not given.
EE11	Odeblad, Agren	59	[Stockholm]	$Cl^{36}$ (Al, Sn, Pt, cellophane); $C^{14}$ , $P^{32}$ (Al only)	PTI	Al, Sn, Pt, cellophane	Foils	$T$	Gelg.
EE12	Rothenberg	51	NYO-HS	$U \beta$ 's	PTI	Denim (cotton cloth)	1 and 2 9-oz. layers	$T$	Ion.
EE13	Seliger	55	NBS	up to 0.960		Al, Ag, Sn, Pb, Au, brass	Foils	$T(r)$	$2\pi$ ctr.
EE14	Trump, Wright, Clark	50	MIT	2, 3	PLN	Al	Foils	$I(r, \theta)$	Ion.
EE15	Tsvetaeva	60	[USSR]	0.20, 0.60; $S^{35}$ , $Ca^{45}$ , $Co^{60}$ , $Sr^{90}$	PMD	Al	Foils	$I(r)$	Gelg.
EE16	Wright, Trump	62	MIT	1.0-3.5	PLN	Be, Mg, Al, Cu, Zn, Cd, Au, Pb, U	SIM	$R(Z)$	Biased collector.
EE17	Andreen	62	[Gothenberg, Sweden]	0.02-0.10; $Sm^{153}$	PLN	Al, Cu, Ag, Pb	SIM	$R(Z)$	Image $\beta$ -spectrometer.
EE18	Andreen, Parker, Slatis	63	[Sweden]	0.01 (electron gun)	PMD	Al, Ag, Au	Foils	$R(E, \theta)$ , $T(E, \theta)$	Double focusing $\beta$ -spectrometer, gelg.
EE19	Chhabra	62	ANL	$Sr^{90} - Y^{90}$ . <2.2	PLI disk	Lucite	SIM	$I(r)$	Plastic scint., film.
EE20	Cornish	63	STL	1.43-2.0 (Van de Graaff generator)	PLN	H <sub>2</sub> O: liquid and ice	SIM	$T, R; I(r)$ vs temp. -195° C to +20° C	Glass coloration dosim.
EE21	Daddi, D'Angelo	63	[Pisa, Italy]	0.167-2.25 (7 $\beta$ emitters)	PTI	Al, Au	Foils	Effective atten. coeffs.	Gelg.
EE22	Danguy	62	[Brussels]	0.17-1.7	PTI	39 elements, compounds, and alloys	Foils	$R(\theta), R(E, r)$	Gelg.
EE23	Ehrenberg, King	63	[Birbeck Coll., London]	0.01-0.08	PMD	Polystyrene, KI, RbI, CsI, CaWO <sub>4</sub> , CdWO <sub>4</sub>	SIM	$I(r, \rho)$ ; comp. with calc. ET13	Luminescence.
EE24	Mori, Talra	61	[Japan]	$Sr^{90}$	PMD	C, Al, Fe, Pb	FS	$R(r, \theta, Z)$	Gelg.

TABLE 7. Elementary geometries, theory (EGT)

Ref.	Author	Yr	Lab or [Place]	Rad. type, energy (Mev)	Source type	Medium	Structure, terrain, etc. type	Type of information	Method
EGT1	Berger	54	NBS	$\gamma$ : $Co^{60}$	PTI off-gnd.	Air	Foxhole	Dose rate at top, middle, bottom	Use of ang. distr. calc. by MM; assume dir. dep. det.
EGT2	Berger	56	NBS	$\gamma$ : $Co^{60}$ ; 0.66, 1, 4, 10	PTI, PLI	Air, concrete	Slab-covered pit shelter; thick wall; dens. interf.	Relative dose rates; bdry. eff. corr.	MM; MC.
EGT3	Berger, Doggett	53	NBS	$\gamma$ : 1.0	PLI, UVD	Air	Level gnd; inf. and sph. finite cloud	$I(E)$ ; dose rate; $BF$	MM.
EGT4	Berger, Lamkin	58	NBS	$\gamma$ : 1.0	PLI	Air, concrete	Slab-covered pit shelter, block-house, open hole	Dose rate within structures	MM; correction for wall refl. and transm.
EGT5	Blizard	59	ORNL	Unspecified monoenergetic	PLI disk, PTI	Unspecif.	Circular disk source	Transform. of PLI disk data to PTI	Inf. series; extrapolation of data.
EGT6	Blizard	60	ORNL	Unspecified monoenergetic	PLI, PTI	Unspecif.	Circular disk source	Geometrical transformations	Inf. series; simple formulas.
EGT7	Chilton, Saunders	57	NCEL	$\gamma$ : $Co^{60}$	PLI	Concrete, earth	Slab and earth-covered underground shelters	Dose rate 3' above floor center comp. with 3' above level ground	Not given.

TABLE 7. Elementary geometries, theory (EGT)—Continued

Ref.	Author	Yr	Lab or [Place]	Rad. type, energy (Mev)	Source type	Medium	Structure, terrain, etc. type	Type of information	Method
EGT8	Duncan	59	NAA	$\gamma$ : time-dependent fission products	UVD	Air	Radioactive cloud; vert. and horiz. funnels	$I(r)$	$BF$ approx. as $1+\mu r + (\mu r)^2/7E^{2.4}$
EGT9	Eisenhauer	60	NBS	$\gamma$ : $Co^{60}$ , 1.12-hr fission, 0.7 Mev	PLI	Concrete	Blockhouse	Dose rate as fn. of roof thickness and depth below ceiling	MM; separation of "barrier" and "geometry" shielding.
EGT10	Foderaro, Obenshain	55	WAPD	Unspecified monoenergetic	PTI, PLI UVD	Unspecif.	Point, line, disk, slab, truncated cone, cyl., sph. sources	$I(r)$	Exponential atten., analytic and series formulas.
EGT11	Fullwood et al.	56	NDL	$\gamma$ : 1, 2.76	PLI	Air, ground	Foxhole, level ground	Dose rate vs ht. above gnd.; in bottom of foxhole	Use of inf. plane theory.
EGT12	Hubbell	56	NBS	$\gamma$ : 0.255, 0.5, 1, 2, 3	PLI, UVD	H <sub>2</sub> O	Level ground; circular slab roof; body of water	Dose rate vs ht. above gnd. or water; over center of disk	Use of MM calc. data; $BF$ fitted to cubic polynomial in $\mu r$ .
EGT13	Hubbell, Bach, Lamkin	60	NBS	$\gamma$ : 1, 1.25, unspecified monoenergetic	PLI; ang. distr. in sph. harmonics	H <sub>2</sub> O; unspecified	Rectangular primary and secondary sources; e.g. thin or thick roof	Dose rate opp. corner of rectangular source	Use of angular harmonics calc. by MM; series soln. for thin roof ( $\lesssim 1\text{mf}$ ).
EGT14	Hubbell, Bach, Herbold	61	NBS	$\gamma$ ; neutrons; unspecified monoenergetic	PLI; ang. distr. in sph. harmonics	Unspecified	Circular disk primary and secondary sources.	Dose rate off axis	Use of angular harmonics calc. by MM; series soln. using $BF$ data from GT13, EGT12.
EGT15	Hubbell, Bach	62	NBS	$\gamma$ : $Co^{60}$ ; 10 energies from 0.5 to 9.5	PLI	H <sub>2</sub> O, Al, Fe, Sn, Pb, W, U	Rectangle, or arbitrary finite plane source	Dose rate as fn. of geometric, atten. and $BF$ parameters.	Power series soln. using $BF$ data.
EGT16	Kovalev, Popov, Smirenniy	57	[USSR]	Unspec. monoenergetic	PLI	Vacuum	Rectangular primary source	Dose rate as fn. of geometric parameters	Numerical integration; no atten. or $BF$ .
EGT17	Krieger	54	RAND	$\gamma$ : 0.7	PLI	Air	Inf. plane; circular disk; inf. long strip	Dose rate 1 meter above gnd.	Analytical and numerical integrations; unscatt. rad. only.
EGT18	Ksanda, Moskin, Shapiro	56	NRDL	$\gamma$ : 1.25	PLI	Air-ground	2 media with interface; cleared square area in inf. plane source	Ground-roughness effects	Linear $BF$ assumed.
EGT19	LeDoux	59	NCEL	$\gamma$ , neutrons; initial and delayed "standard" spectra	PLI	Concrete, earth	Level ground, buried shelters; rect. slab roof, hemisph., arch	Protection factors	Analyt., numer. integrations.
EGT20	LeDoux, Donovan	61	NCEL	$\gamma$ : 1-10	PLI	Concrete	Level ground, buried shelters; horiz. cyl., paraboloid, ellipsoid, slab roof, hemisph.	Geom. effects	Analyt., numer. integrations.
EGT21	Malich, Beach	57	NRL	$\gamma$ : 1.0	PLI	Concrete	Schematized barracks	Dose rate at various points in structure comp. with 3' above gnd.	Linear $BF$ assumed.
EGT22	Meredith	61	NDL	Unspecified	PLI	Vacuum (~ Air)	Rectangular primary source	Rad. flux at various points above surface	Numer. integr.; no atten. or $BF$ .
EGT23	Minder	46	[Bern, Switz.]	Unspec.	PLI	Vacuum	Rectangular; hollow cyl. sources	Dose rate vs "shape" parameters	Series expansion of integral; no atten. or $BF$ .
EGT24	Moote	61	CW	$\gamma$ : $Co^{60}$	PLI	Fe-H <sub>2</sub> O	Rectangular primary source	Dose rate in H <sub>2</sub> O slab vs Fe cladding thickness	Solid angle fraction; linear $BF$ assumed.
EGT25	Osanov, Kovalev	59	[USSR]	$\gamma$ : unspec. monoenergetic	PLI	Unspecif.	Rectangular primary source	Dose rate vs "shape" and "barrier thickness" parameters	Numer. integr.; exponential attenuation; no $BF$ .
EGT26	Putz, Broido	57	IER	$\gamma$ : unspec.	Unspec.	Unspecif.	Generalized shields: tetrahedral, parallelepiped, etc.	Generalized formulae for dose rate computation	Transmission matrix.
EGT27	Schlegel	59	IER	$\gamma$ : unspec.	PLI	Air; standard roof materials (Ref. G11)	Rectangular roof-sections	Dose rates within structure	Numer. integr., linear $BF$ assumed.
EGT28	Sievert	21	[Stockholm]	$\gamma$ : unspec.	PLI	Unspecif.	Circular disk primary source	Dose rate off-axis vs "shape" and "barrier" parameters	Series soln. in powers of "barrier thickness"; no $BF$ .
EGT29	Smith, Storm	54	KAPL	Unspec.	PLI; arb. ang. distrib.	Unspecif.	Circular disk source	Dose rate off-axis	Variety of series solns., dep. on source type.

TABLE 7. Elementary geometries, theory (EGT)—Continued

Ref.	Author	Yr	Lab or [Place]	Rad. type, energy (Mev)	Source type	Medium	Structure, terrain, etc. type	Type of information	Method
EGT30	Spencer	62	NBS	$\gamma$ : 1.12-hr fission; $\text{Co}^{60}$ , $\text{Cs}^{137}$	PTI PLI PLS	Air, $\text{H}_2\text{O}$ , Concrete	Density interface, foxhole, shielded basement, light superstructure, vertical wall, blockhouse, vents, mazes, compart. structures	Extensive graphical data and formulas for calc. of protection factors	Use of MM, MC calc. results; solid angle fraction.
EGT31	Benfenati	61	[Saluggia Italy]	$\gamma$ ; neutrons; unspecif. monoenergetic	Disk: PLI; Fermi ang. distrib.	Unspecif.	Circular disk primary and secondary sources.	Dose rate on axis	Analytical integrations; unscatt. rad. only.
EGT32	Casper, Carver	58	APEX	$\gamma$ : fission, 0.5-9.5	PLI disk, radial dependence	Al, Fe, Pb	Fe slab with hole; Al, Fe, Pb plugs	$I(r)$ on plug axis	Analyt. integr.; use of $BF$ data.
EGT33	Eisenhauer	63	NBS	$\gamma$ : $\text{Cs}^{137}$ , $\text{Co}^{60}$	PLI	Air, Concrete	Level ground; roof sources; vertical walls, blockhouses, compart. structures.	Graphical data and formulas for calc. protection factors. Comp. with experim.	Use of MM, MC calc. results; solid angle fraction.
EGT34	Holland, Gold	62	TOI	$\gamma$ ; induced in ground by neutrons with energies: 0.025 ev; 9.59, 14 Mev	PLI (thermal); PLS (fast)	Air, Ground	Level ground	Dose rate in air due to $(n, \gamma)$ reactions in ground from point neutron source in air.	Vacuum, SIM earth for neutron capture; plane symmetry for $\gamma$ pen.
EGT35	Leimdörfer	62	AE	$\gamma$ : 1, 2, 4, 6, 10	PTI	Concrete	Spherical room, PTI source at center.	$R(E, \theta)$ vs radius of room; effect of mult. refl. of mult. refl.	MC.
EGT36	Rose	56	ORNL	$\alpha$ -particles	Disk: anisotropic ang. distrib.	Vacuum	Circular disk source.	Det. response on axis; finite disk detector.	Legendre expansion.
EGT37	Yakhontova, Kononenko, Petrov	62	[USSR]	$\beta$ : unspecif.	PLI disk	Unspecif. multicomponent.	Circular disk source; single and layered medium.	$I(r)$ on axis	Analytical formulas.

TABLE 8. Elementary geometries, experiments (EGE)

Ref.	Author	Yr	Lab or [Place]	Rad. type, energy (Mev)	Source type	Medium	Structure, terrain, etc. type	Type of information	Method
EGE1	Auxier et al.	59	ORNL	$\gamma$ : $\text{Co}^{60}$ , $\text{Cs}^{137}$	PLI	Air; standard building materials.	Thin and thick-walled houses; level ground.	Dose rate in houses from sim. fallout field; dose above rectangular source array.	Ion.
EGE2	Batter	61	TOI	$\gamma$ : $\text{Co}^{60}$	PLI	Fe	Vent protruding from underground shelter.	"In and down" effect.	Ion.
EGE3	Batter, Starbird	61	TOI	$\gamma$ : $\text{Co}^{60}$	PLI	Concrete	Blockhouse	Dose rate from sim. fallout field	Ion.
EGE4	Batter, Starbird	62	TOI	$\gamma$ : $\text{Co}^{60}$	PLI	Fe	Compart. structure	Effect of strip sources	Ion; scale model.
EGE5	Bernstein, Clarens, Weiss	53	BNL	$\gamma$ : $\text{Co}^{60}$	PTI off-gnd	Air	Foxhole	Dose rate at top, middle and bottom	NaI.
EGE6	Brodeur, Batter	62	TOI	$\gamma$ : $\text{Co}^{60}$	PTI	Fe	Protruding vent	"In and down" scatt.	Ion.
EGE7	Burson, Borella	61	EGG	$\gamma$ : $\text{Co}^{60}$	PLI	Earth, corrugated steel.	Earth-covered shelter	Protection factor.	Ion.
EGE8	Clifford	61	DRCL	$\gamma$ : $\text{Cs}^{137}$	PLI	Air-ground	Foxhole in unif. contam. plane	Dose rate along fox-hole axis and midway to wall; gnd. pen. contrib.	Ion.
EGE9	Clifford	62	DRCL	$\gamma$ : $\text{Cs}^{137}$	PTI	Sand between plywood; Fe (scale model)	Blockhouse: full-size and 1/10 scale model	Validity of model studies	Ion.
EGE10	Davis, Reinhardt	62	ORNL	$\gamma$ : $\text{Co}^{60}$ , $\text{Cs}^{137}$	PTI	Air-ground	Square array of sources on level gnd.	Dose rate vs ht. above gnd.	NaI, airborne.
EGE11	Davis, Reinhardt	62	ORNL	$\gamma$ : $\text{Co}^{60}$ , $\text{Cs}^{137}$	PTI, PLI	Air-ground	Level ground; extended sources	Dose rate vs ht. above gnd.	NaI.
EGE12	Eisenhauer	59	NBS	$\gamma$ : $\text{Co}^{60}$	PLI	Wood, concrete	Rectangular and ring sources on level gnd., houses with sources on roof and surr. area	Dose rates over simple source arrays, within houses; wall pen. effects.	Ion.; detailed math. analysis of data.



TABLE 8. Elementary geometries, experiments (EGE)—Continued

Ref.	Author	Yr	Lab or [Place]	Rad. type, energy (Mev)	Source type	Medium	Structure, terrain, etc. type	Type of information	Method
EGE13	Goulding, Cowper	53	[Chalk River, Can.]	$\beta$ : P <sup>32</sup> (~fission)	PLI	Air-soil	Level ground	Relative importance of fallout $\beta$ 's	Geig., thin-window.
EGE14	Hill	54	RAND	$\gamma$ : Zr <sup>95</sup> , Nb <sup>95</sup> (0.76)	PLI	Air-soil	Streets; categorized structures	Dose rate rel. to 1 m above inf. pl.	Analysis of data assuming single scatt.
EGE15	Huddleston et al.	62	NCEL; EGG	Fallout $\gamma$ 's	PLI	Air-soil	Flat lake-bed; semi-rough terrain; wild desert	$I(r, \theta)$ ; ground roughness effects.	NaI.
EGE16	Margulis, Khrustalev	57	[USSR]	$\gamma$ : Co <sup>60</sup>	PLI	Air	Rectangular source array of 1 m-Co <sup>60</sup> rods	Dose rate profiles across source; vs. ht. above source	Activated phosphor dosimeters; theor. analysis using circular sector approx.
EGE17	Mather, Johnson, Tomnovec	62	NRDL	$\gamma$ : 9-day-old fission products	PLI	Air-ground	Level ground	$I(E, r, \theta)$	NaI.
EGE18	Plummer	62	NRDL	$\gamma$ : Co <sup>60</sup>	PLI	Air-ground, Fe	Vertical wall	Protection factor vs wall thickness, collimator solid-angle.	NaI.
EGE19	Schlemm, Anthony, Burson	59	AFSWC	$\gamma$ : Co <sup>60</sup>	PLI	Air-ground	Foxhole, shielded hasement, cleared areas	$I(E, r, \theta)$	NaI.
EGE20	Schlemm, Anthony	59	AFSWC	$\gamma$ : La <sup>140</sup>	PLI	Air, ground, concrete	Foxhole, slash covered hasement, cleared circular areas	$I(r, \theta)$	Geig.
EGE21	Schmoke, Rexroad	61	NDL	$\gamma$ : Co <sup>60</sup> , Cs <sup>137</sup>	PLI	Plywood, Fe, concrete	Blockhouse	Dose rate in structure vs. position, roof material and thickness	Ion.
EGE22	Schumchyk, Tiller	60	NDL	$\gamma$ : Co <sup>60</sup>	PLI	Air-ground	Foxhole	Gnd. pen. (lip contrib.)	Ion.
EGE23	Tomoeda, Hastings, Shumway	60	NRDL	$\gamma$ : Co <sup>60</sup>	PTI	Fe	Compartmented structure; scale model	"Geom. factors": meas. dose + unatten. calc. dose	Ion.
EGE24	Clifford	63	DRCL	$\gamma$ : Cs <sup>137</sup>	PLI	Air-Concrete	Level slabs with concentric and with parallel sawtooth grooves	Ground roughness effects.	Ion.
EGE25	Donovan, J. L.	61	[U. of Mich. Ann Arbor]	$\gamma$ : Co <sup>60</sup>	PLI	H <sub>2</sub> O-Fe	Rectangular PLI source for food irradiator.	$I(r)$ vs. Fe cladding thickness.	Ion.
EGE26	Johansson	62	[Lund, Sweden]	$\gamma$ : 7 Mev for full-scale structure; 2.62 Mev for model	PMD, PTI	Concrete for full-scale structure; Fe for model	FS; straight and 3-legged ducts.	Validity of small-scale models for shielding studies.	NaI.
EGE27	Ferguson	63	NRDL	Fallout $\gamma$ 's	PLI	Air-ground	Desert, dry lake bed, plowed ground.	Ground roughness effects; $I(E, h, \theta)$	NaI; comp. with theor. results in ref. G1-EGT 30.

TABLE 9. Ducting (D)

Ref.	Author	Yr	Lab or [Place]	Rad. type, energy (Mev)	Source type	Barrier material	Geometry	Type of information	Method
D1	Barcus	59	SANDIA	$n$	PTI	Unspecif.	Straight and bent ducts	Generalized expressions	Calc.
D2	Benenson, Fasano	57	WADC	$n$ (fission)	PLI	H <sub>2</sub> O	Straight cylindrical ducts.	Effect of "lip" pen.	Exp. using S <sup>32</sup> ( $n, p$ ) P <sup>32</sup> det.; calc. using ray analysis.
D3	Bergelson	61	[USSR]	$n$ (fast)	PLI	H <sub>2</sub> O, concrete	Straight cylindrical ducts	Formulas; no data	Age approx.
D4	Chappell	57	KAPL	$\gamma$	PLI, PLC, Fermi	Unspecif.	Straight cylindrical duct	Nomogram; approx. formula	Scattering neglected.
D5	Chilton	61	NCEL	$\gamma$ : 0.34, .5	PTI	Concrete	2-legged rectangular ducts	Effect of off axis detector and source	Calc., albedo approach.
D6	Clifford	62	DRCL	$\gamma$ : Cs <sup>137</sup>	PTI	Concrete	Duct with side branches	Spectral, transmission data	Ion.
D7	Eisenhauer	60	NBS	$\gamma$ : Co <sup>60</sup>	PTI	Concrete	Bent ducts	Effect of one and two right-angle turns	Ion.
D8	Fisher	56	AVCO	$n$ : unspecif.	PLC	Fe	Straight and bent ducts, annulus, gaps	Effect of bends, offsets; approx. formulas.	One-velocity diffusion theory.
D9	Green	62	NCEL	$\gamma$ : Co <sup>60</sup>	PTI	Concrete	2-legged rectangular duct; source, det. on axis.	Dose rate along duct axis.	Exp.; analysis using single scatt. approx.
D10	Horton	59	AERE	$n$ : thermal, fast	PLN	Unspecif.	Helical duct	$I(r)$ along duct vs ratio of duct radius to helix radius	Approx. by successive straight sections joined at const. angle
D11	Horton, Halliday	56	AERE	$n$ : thermal	Fermi plane source	H <sub>2</sub> O	Straight, 3-legged cyl. ducts	$I(r)$ along duct axis.	Exp.: foil detectors.



TABLE 9. *Ducting (D)*—Continued

Ref.	Author	Yr	Lab or [Place]	Rad. type, energy (Mev)	Source type	Barrier material	Geometry	Type of information	Method
D12	Horton et al.	56	AERE	$n$ : thermal	Fermi plane source	Concrete, Fe lined	Straight annular duct	$I(r)$ along annulus	Exp.; Mn foils; analysis using duct wall albedo.
D13	Hungerford	59	ORNL	$n$ : unspecif.	PLC	Unspecif.; Na in duct	Bend in pipe carrying scatt. and weakly abs. medium	$I(r)$ on and off duct axis.	Diffusion; soln. in terms of Bessel fn.
D14	LeDoux, Chilton	61	NCEL	$\gamma$ : Co <sup>60</sup>	PTI	Concrete	2-legged rectangular ducts	$I(r)$ along duct axis; corner lip effects.	Calc.; albedo approach.
D15	LeDoux, Chilton	61	NCEL	$\gamma$ : Co <sup>60</sup>	PLI, PLC	Concrete	2-legged rectangular ducts; shelter entranceways	$I(r)$ along duct axis.	Calc.; comp. with D7, D27 exp. data.
D16	Mironov	62	[USSR]	$n$ : thermal, fast	PLC	Graphite	Rectangular slot; annular duct	$I(r)$ along duct axis.	Calc.; comp. with exp. Calc.
D17	Neuherger, Johnston	57	NARF	$n$	Arlhtr.; PLC		Straight cyl. duct	$I(\rho)$ beyond duct.	
D18	Novak	57	ASAE	$n$ : thermal, fast	PTI	Graphite	Rectangular and cyl. ducts.	$I(r)$ along duct axis; fast, slow.	2-group diffusion.
D19	Park, Agnihotri, Silverman.	62	[U of Md.]	$\gamma$ : Co <sup>60</sup>	PTI	Concrete	Straight, 2-legged rectangular ducts.	$I(r)$ along duct axis; effect of successive scatterings.	Exp.; analysis by detailed MC calc.
D20	Price, Horton, Spinney	57	AERE	$n$ : fast, thermal	PLC	H <sub>2</sub> O, concr.; Fe duct-lining.	Straight, bent, annular, etc. ducts.	Collection of formulas and exp. data.	Semi-empirical fits to data.
D21	Rizzo, Quadrado, Eisenhauer	60	BNL	$\gamma$ : Co <sup>60</sup>	PTI	Concrete	2- and 3-legged rectangular ducts.	$I(r)$ along duct axis.	Exp.
D22	Rockwell (Reactor Des. Manual).	56	BNL, WAPD etc.	$\gamma$ 's, fast $n$ 's from fission.	PLI, PLC, Fermi	H <sub>2</sub> O, Pb	Rectangular slots; cylindrical, annular ducts.	Refs. to classified as well as unclassified literature.	Exp.
D23	Roe	52	KAPL	$n$	PLI	Unspecif.	Cyl. ducts	Formulas, series expansions.	One-velocity diffusion theory.
D24	Shore, Schamberger.	56	BNL	$n$	PTI	H <sub>2</sub> O	Straight cyl. ducts; plane slots.	$I(\rho)$ beyond duct or slot.	Exp.
D25	Simon	55	ORNL	$\gamma$ ; $n$	PLI	H <sub>2</sub> O	Straight and bent ducts.	Formulas	Calc.; albedo analysis.
D26	Simon, Clifford	56	ORNL	$n$	PLI	H <sub>2</sub> O	Long thin air ducts; straight and bent.	Formulas	Single bend of angle $\theta$ ; series of $\theta$ -hends.
D27	Terrell, Jerri, Lyday.	62	ARF	$\gamma$ : Co <sup>60</sup> , Cs <sup>137</sup>	PTI	Concrete	Ducts, shelter entranceways.	Comparison of Z- and U-shapes.	Ion.
D28	Chapman	62	NCEL	$\gamma$ : Co <sup>60</sup>	PTI	Concrete	2-legged square duct.	$I(r)$ along duct axis; contrib. of various reflecting surfaces.	NaI; comp. with albedo theor. calc.
D29	Fowler, Dorn	62	NCEL	$\gamma$ : Co <sup>60</sup>	PTI	Concrete	2- and 3-legged round ducts.	$I(r)$ along duct axis; comp. with square duct.	Geig.; Ion.; single scatt. analysis.
D30	Piercey, Bendall	62	AEEW	$n$ : fission	PLN	H <sub>2</sub> O; air in ducts.	Straight cyl. ducts.	$I(r)$ (fast) up to 200 duct radii along axis.	S <sup>22</sup> ( $n, p$ )P <sup>22</sup> detector; comp. with moments calc.
D31	Piercey	62	AEEW	$n$ : fission	PLN	H <sub>2</sub> O; air in ducts.	Straight cyl. ducts.	$I(r)$ (thermal) up to 200 duct radii along axis.	Foils; comp. with moments calc.
D32	Collins	62	NARF	$\gamma$ : Co <sup>60</sup> $n$ : Po-Be	PTI; cos, cos <sup>2</sup> , cos <sup>3</sup> , point sources.	H <sub>2</sub> O; Al lining	Straight cyl. duct	$I(\rho)$ beyond duct.	Anthr., fast-neutron dosim., comp. with MC calc.

TABLE 10. *Realistic structures (RS)*

Ref.	Author	Yr	Lab or [Place]	Rad. type, energy (Mev)	Source type	Barrier material	Structure, terrain, etc. type	Type of information	Method
RS1	Batter, Starbird	61	TOI	$\gamma$ : Co <sup>60</sup>	PLI	Concrete; hollow tile blocks;	Basement, light superstructure.	Dose rate in basement, sources on gnd.	Ion.
RS2	Batter, Kaplan, Clarke.	60	TOI	$\gamma$ : Co <sup>60</sup> , Ir <sup>192</sup> (0.34)	PTI, PLI	Concrete; brick facing.	Office hldg. [AEC, Germantown Md.]	Dose rates in interior due to roof, gnd. sources.	Ion.
RS3	Borella, Burson, Jacovitch.	61	EGG	$\gamma$ : Co <sup>60</sup>	PLI	Concrete; brick facing.	Office hldg. [BNL Med. center]	do.	Ion.
RS4	Burson, Parry, Borella.	62	EGG	$\gamma$ : Co <sup>60</sup>	PLI	Stucco and frame.	Southwestern residential home; no basement.	do.	Ion.

TABLE 10. *Realistic structures (RS)*—Continued

Ref.	Author	Yr	Lab or [Place]	Rad. type, energy (Mev)	Source type	Barrier material	Structure, terrain, etc. type	Type of information	Method
RS5	Clarke, Batter, Kaplan.	59	TOI	$\gamma$ : Co <sup>60</sup>	PLI	Brick; reinf. concr.; frame.	Multistory bldg. blockhouse, basement, open hole, underground shelter.	Dose rates in interior due to roof, gnd. sources.	Ion.
RS6	Cunningham et al.	57	DRCL	$\gamma$ : Co <sup>60</sup> , Cs <sup>137</sup>	PLI		Residential homes.	Protection factor in basement, first floor.	Ion.
RS7	Graveson	56	NYO-HS	Fallout $\gamma$ 's	PLI; roof, surrounding area	Al	Standard housing structure.	Dose rates within struct. comp. to in open.	NaI.
RS8	Malich, Beach	57	NRL	$\gamma$ : 0.5-10.0; fission $\gamma$ 's, $n$ 's.	PLI, PTI	Concrete, soil.	Barracks, underground shelters.	Total dose rate from prompt radiations.	BF fitted to quadratic.
RS9	McDonald	56	[Brit. Home Off.]	$\gamma$ : Co <sup>60</sup>	PLI	Brick; frame roof.	Residential home	Protection factor.	Ion.
RS10	Putz, Kuykendall	59	IER	$\gamma$ : Co <sup>60</sup>	PLI	Frame; brick; precast concr.	Resid. homes: 1- and 2-story.	Dose rate within structures from sources on roof, surr. area.	Exp.; math. analysis using linear BF.
RS11	Rudloff	61	[Germany]	$\gamma$ : 0.7; 24-hr fission prod.	PLI	Concrete	Buildings with basements.	Contrib. of rad. scatt. in gnd.-floor to basement.	Calc.; geom. factor; linear BF.
RS12	Shumway, Tomoeda et al.	60	NRDL	$\gamma$ : Co <sup>60</sup>	PLI	Fe	Aircraft carrier, unif. contam. on flight deck.	Dose at various pts. at 3 levels below fit. deck.	Ion.; traveling source.
RS13	Spencer, Eisenhauer.	62	NBS	$\gamma$ : 1.12 hr fission	PLI	Concrete	Schematized buildings, apertures, offsets, areaways, neighboring roofs, etc. considered.	Protection factor.	Computer program for Nat. Fallout Shelter Survey.
RS14	Starbird, Batter, Mehlhorn.	61	TOI	$\gamma$ : Co <sup>60</sup>	PLI	Fe	Scale models of residential-type structures.	Dose rates within structures; comp. with full-scale results.	Ion.
RS15	Strickler, Auxler	60	ORNL	$\gamma$ : Co <sup>60</sup>	PLI	Frame; concrete block.	Typical Oak Ridge homes.	Dose rate within structures from sources on roof, surr. area.	Ion.
RS16	Tomoeda, Hastings, Miller.	60	NRDL	$\gamma$ : Co <sup>60</sup> , Cs <sup>137</sup> , Ir <sup>192</sup>	PTI	Fe	Light aircraft carrier.	Dose rate within ship due to sources on flight deck.	Ion.
RS17	Tomoeda et al.	59	NRDL	$\gamma$ : Co <sup>60</sup> , Cs <sup>137</sup> , Ir <sup>192</sup>	PLI PTI	Fe	Light aircraft carrier.	Protection factor within ship.	Ion; integr. of PTI data to get PLI.
RS18	Waldorf	59	NRDL	$\gamma$	PLI	Fe	Light aircraft carrier.	Comparison of exp. dose-rate data with available theory.	Numerical, analytical integrations.
RS19	Burson	63	EGG	$\gamma$ : Co <sup>60</sup>	PLI	Concrete	3 multi-story masonry buildings; ranch-type home with underground shelter.	Dose rate within structures from sources on roof, surr. area.	Ion; NaI.
RS20	LeDoux	63	OCD	$\gamma$ : 1.12-hr fission	PLI	Concrete	Buildings with windows, interior partitions, basements.	Protection factor.	Schematization as single-story solid-wall equiv. buildings; use of G1, G46, calc. data.

## Glossary to Tables

## Laboratories

AE Aktiebolaget Atomenergi, Stockholm, Sweden.  
 AEEW Atomic Energy Establishment, Winfrith, Dorset, England.  
 AEI Associated Electronic Industries, Ltd., Aldermaston, England.  
 AERE Atomic Energy Research Establishment, Harwell, Berks., England.  
 AFSWC Air Force Special Weapons Center, Kirtland AFB, N. Mex.

## AFSWP

AFSWP Armed Forces Special Weapons Project, Washington, D.C.  
 AN Associated Nucleonics, Inc., Garden City, N.Y.  
 ANL Argonne National Laboratory, Argonne, Ill.  
 APEX Atomic Products Division, General Electric Co., Cincinnati, Ohio.  
 ARF Armour Research Foundation, Chicago, Ill.





## General References (G)

A selection of shielding manuals, handbooks, bibliographies and related background material is listed as follows:

- G1 L. V. Spencer, structure shielding against fallout radiation from nuclear weapons, NBS Mono. 42 (June 1, 1962) (41 references); This reference also listed as EGT30.
- G2 G. H. Albright, A. F. Dill, R. O. Enge, A. H. Federaro, W. H. Hill, M. W. Isenberg, L. L. Boyer, W. A. Jester, and R. H. Kaness, (Pennsylvania State Univ., University Park, Pa) Guidebook for planning of integrated atomic defense shelters in selected military building types, NP-10014 (Feb. 1961).
- G3 J. D. Abbatt, J. R. A. Lakey, and D. J. Mathias, Protection against radiation, a practical handbook (Charles C. Thomas, Springfield, Ill., 1961).
- G4 R. D. Birkhoff, The passage of fast electrons through matter, Encyclopedia of Physics **34**, (Springer-Verlag, Berlin, 1958).
- G5 E. P. Blizard, The Shielding of Nuclear Reactors, pp. 746-775 of Progress in Nuclear Energy, Ser. IV, Technology, Engineering and Safety **2**. (Pergamon press, N.Y., 1960). (77 references).
- G6 E. P. Blizard and L. S. Abbott, editors, Reactor Handbook 2d ed. III, pt. B, Shielding. (Interscience, New York 1962).
- G7 E. Bock and M. Jarnholt, Nuclear reactor shielding, part 1. A literature survey, VDIT-32(1)(Mar. 1961) (171 references covering period Mar. 1959-Mar. 1961.)
- G8 C. B. Braestrup and H. O. Wyckoff, Radiation Protection, (Charles C. Thomas, Springfield, Ill., 1958).
- G9 F. C. Brooks, et al., Radiological defense planning guide, TOI 58-26 (1958), (Technical Operations, Inc., Burlington, Mass.).
- G10 Bureau of Yards and Docks, Studies in atomic defense engineering, report Nav Docks, p. 290 (Jan. 1957).
- G11 E. W. Cannon, Building materials as commonly used in existing urban buildings in the United States, (Contract No. CD-GA-56-57) (Jan. 1958) Institute of Engineering Reseach, Univ. of California.
- G12 A. B. Chilton, Progress in radiation shielding research for protective shelters, NCEL Tech. Rept. N-385 (June 23, 1960) (NP-9023).
- G13 E. T. Clarke and J. O. Buchanan, Radiation shielding against fallout, Nucleonics **20**, No. 8, 143 (1962).
- G14 R. Dennis, S. N. Purohit, and L. E. Brownell, procedures for shielding calculations, Tech. Rept. No. 1 (Univ. of Mich.) AECU-3510 (Jan. 1957) (104 references).
- G15 Emergency Measures Organization, Privy Council Office, Ottawa, Can. An engineer looks at fallout shelter, EMO Manual No. 1 (1961).
- G16 H. Etherington, editor, Nuclear Engineering Handbook, (McGraw-Hill Book Co., Inc., New York, N.Y., 1958).
- G17 U. Fano, Gamma ray attenuation, Nucleonics **11**, No. 8, p. 8, No. 9, p. 55 (1953).
- G18 U. Fano, L. V. Spencer, and M. J. Berger, Penetration and diffusion of X-rays, Encyclopedia of Physics **38**, II, 660 (Springer-Verlag, Berlin, 1959).
- G19 R. L. French and M. B. Wells, Calculations of weapons radiation penetration in air, Health Phys. **5**, 108 (1961).
- G20 S. Glasstone, editor, The effects of nuclear weapons, Dept. of the Army Pamphlet No. 39-3 (Apr. 1962)
- G21 H. Goldstein, The attenuation of gamma rays and neutrons in reactor shields, USAEC, U.S. Govt. Printing Office, Washington, D.C., (1957).
- G22 H. Goldstein, Fundamental Aspects of Reactor Shielding (Addison-Wesley Publ. Co., Reading, Mass. 1958).
- G23 M. Grotenhuis, Lecture notes on reactor shielding, ANL-6000 (Mar. 1959).
- G24 N. G. Gusev, Radiation and Shielding Handbook (State Medical Publishing House, USSR, 1956).
- G25 G. J. Hine and G. L. Brownell, Radiation Dosimetry (Academic Press, New York, N.Y., 1956).
- G26 J. F. Hogerton and R. C. Grass, editors, The reactor handbook, Vol. **1**, AECD-3645 (Mar. 1955).
- G27 W. L. Hollister, Shielding, an annotated bibliography, NP-11466 (Feb. 1962) (SB-62-2); 338 references, slanted toward space vehicle shielding; covers period 1958 to Feb. 1962.
- G28 Home Office, London, England, Assessment of the protection afforded by buildings against gamma radiation fallout (1957).
- G29 R. G. Jaeger, Dosimetry and Radiation Protection, Physical and Technical Data, (Stuttgart, Georg Thieme Verlag, 1959) (in German).
- G30 T. Jaeger, Outline of Radiation Shielding Techniques for Structural Engineers, Process Technicians, Health Engineers and Physicists (Springer-Verlag, Berlin, 1960) (in German).
- G31 H. Kahn, Applications of Monte Carlo, RAND RM-1237-AEC (revised; Apr. 27, 1956).
- G32 M. B. Kinder, Design of rectangular underground structures to resist nuclear weapons (thesis), AD-264553 (1961).
- G33 D. C. Kleinecke, Gamma ray scattering, an annotated bibliography of Monte Carlo calculations, Civil Defense Research Project, Ser. No. 2, Issue No. 36 (June 1, 1961) (96 references).
- G34 V. I. Kukhtevich and S. G. Tsy-pin, Physical and engineering problems of small shield design, At. Energ. **5**, 393 (1958), Trans. in Soviet J. At. Energy **5**, 1285 (1958); 52 references to western and iron curtain shielding papers.
- G35 J. C. Ledoux, Radiation slide rule for atomic fallout problems, NP-8853, Final Report (May 24, 1960).
- G36 O. I. Leipunskii, Gamma rays from a nuclear explosion, At. Energ. **6**, 49, (1954); trans. in J. Nuclear Energy, pt. A, Reactor Sci. **22**, 184 (1960).
- G37 O. I. Leipunskii, Physics of protection, At. Energ. **12**, 216 (1962), 71 references to Russian and western literature.
- G38 M. Merrill and W. L. Cowell, Literature survey of concretes for nuclear radiation shielding, U.S. NCEL Tech. Report 084 (June 28, 1960).
- G39 W. Minder, Dosimetry of the Radiation from Radioactive Substances, (Springer-Verlag, Wien, 1961) (in German).
- G40 J. Moteff, Miscellaneous data for shielding calculations, APEX-176 (Dec. 1, 1954).
- G41 National Bureau of Standards, Protection against neutron radiation up to 30 Mev, NBS Handb. No. 63 (Nov. 22, 1957).
- G42 NRDL Shielding Symposium Proceedings, Oct-17-19, 1956, USNRDL Reviews and Lectures No. 29 (E. P. Cooper, chairman); held at U.S. Naval Radiological Defense Lab., San Francisco, Calif.
- G43 NRDL-OCDM Shielding Symposium Proceedings, Oct. 31-Nov. 1, 1960, NP-10038 (W. E. Kreger, chairman); held at U.S. Naval Radiological Defense Lab., San Francisco, Calif.
- G44 Nuclear Shielding Supplies and Service, Inc., White Plains, N.Y., Radiation shielding bibliography, NP-8312 (1959) (331 references, earliest one 1945).
- G45 OCDM, Washington, D.C., A method for evaluating the protection afforded buildings against fallout radiation (July 1, 1961) (unpublished).
- G46 OCDM, Washington, D.C., OCDM Engineering Manual—Design and review of structures for protection from fallout gamma radiation (July 1, 1961) (unpublished).



- G47 Office of Civil and Defense Mobilization, Washington, D. C., Fallout shelter surveys, guide for architects and engineers, NP-10-2 (May 1960).
- G48 B. T. Price, C. C. Horton and K. T. Spinney, Radiation Shielding (Pergamon Press, New York, 1957), also listed as ducting reference D20.
- G49 H. D. Raleigh, comp. Radiation shields and shielding, TID, 3303 (suppl. 1) (Apr. 1961), bibliography of 687 references covering period July 1956 to Jan. 1961.
- G50 Risley group, Lancashire, England, Radiation shielding information bibliography, British Report IGRL-IB-R-30 (Sept. 1957), 70 references to gamma and neutron shielding.
- G51 R. H. Ritchie and G. S. Hurst, Penetration of weapons radiation. Application to the Hiroshima-Nagasaki studies, Health Phys. 1, 390 (1959).
- G52 T. Rockwell III, editor, Reactor shielding design manual, TID-7004 (Mar. 1956), also ducting reference D22.
- G53 K. Sauerwein, Shielding data for gamma radiation, Atomwirtschaft 3, 103 (1958).
- G54 A. Rudloff, Protection against the gamma radiation of the radioactive fallout in atomic bomb explosions, Atompraxis 4, 444 (1958).
- G55 D. Spielberg, Shielding characteristics of air, soil, water, wood, and other common materials, WKNL-98, vol. 1 (Feb. 28, 1957)—vol. 2 (Mar. 25 1957).
- G56 K. T. Spinney, Shielding design, theory and practice, Nuclear Power 5, No. 46, 134 (1960); reviews gamma and neutron penetration and ducting.
- G57 R. Stephenson, Introduction to Nuclear Engineering, 2d ed. (McGraw-Hill Book Co., Inc., New York, 1958).
- G58 H. H. Van Tuyl, Fission product radiation and shielding calculations, HW-69533 (May 16, 1961).
- G59 R. L. Walker and M. Grotenhuis, A summary of shielding constants for concrete, ANL-6443 (Nov. 1961).
- G60 D. M. Wheeler and L. H. Bostick, Military field expedient shielding experiment, FZK-122. (Oct. 18, 1960) (26 references).
- G61 G. N. Whyte, Principles of Radiation Dosimetry (John Wiley & Sons Inc., New York, N. Y., 1959).
- G62 I. Benfenati, Shielding of nuclear radiation, Energia Nucl. 6, 511 (1959).
- G63 L. Brunelet, Ionizing Radiations. Technical Calculations. Tables of Numerical Values for the Use of Engineers, Radiologists and Officials (Paris, Gauthier-Villars, 1960).
- G64 E. D. Callahan, L. Rosenblum and J. R. Coombe, Shelter from fallout, TO-B-60-30, (Rev. Apr. 7, 1961).
- G65 E. R. Fletcher, R. W. Albright, R. F. D. Perret, M. E. Franklin, I. G. Bowen and C. S. White, Nuclear bomb effects computer (including slide-rule design and curve fits for weapons effects, CEX-62.2 (Feb. 15, 1963).
- G66 F. G. Hammitt, Design for a blast, fire, and fallout shelter, MMPP-S-1 (Univ. of Mich.) (Sept. 1962).
- G67 W. Hebel, Shielding against gamma-rays from fission-products, Kerntechnik 4, 509 (1962).
- G68 L. B. Holland, V. R. Cain, R. E. Maerker et al., Shielding against prompt weapons radiation, pp. 122-33 of ORNL 3360 (Jan. 11, 1963).
- G69 V. I. Ivanova, Dosimetry and radiation protection: Moscow, Gosatomizdat (1962).
- G70 W. L. Owen, Radiological protective construction. Principles for the protection of facilities and their inhabitants against fallout, USNRDL-467 (Jan. 8, 1962).
- G71 S. K. Penny, D. K. Trubey and B. F. Maskewitz, Cumulative bibliography of literature examined by the Radiation Shielding Information Center, ORNL-RSIC-1 (Apr. 1963) (199 references).
- G72 G. R. Riese, Scattering of gamma rays, X-rays and high energy electrons in matter, a bibliography, TID-15419 (Sept. 11, 1957), (122 references 1943-57).
- G73 P. F. Sauermann, Radiation protection by shielding, Kerntechnik 4, 481 (1962).
- G74 L. V. Spencer, J. C. Ledoux, A. B. Chilton et al., Proceedings and final report, 1962 summer institute on Fundamental Radiation Shielding Problems as Applied to Nuclear Defense Planning, Kansas State Univ., Manhattan, Kans., Nov., 1962.
- G75 A. Wainwright and J. A. Baldwin, Radiological warfare and nuclear explosions, a report bibliography, ASTIA Rept. AD-277-900, (July 1962).

### Spectral Data (SD)

- SD1 R. E. Batzel, Radioactivity associated with underground nuclear explosions, J. Geophys. Res. 65, 2897 (1960).
- SD2 R. Björnerstedt, Health hazards from fission products and fallout II. Gamma radiation from nuclear weapons fallout, Arkiv. Fysik 16, 293 (1960) (61 references).
- SD3 R. C. Bolles and N. E. Ballou, Calculated activities and abundances of U-235 fission products, USNRDL-456 (Aug. 30, 1956).
- SD4 D. C. Borg, Theoretical calculations of the gamma radiation spectrum from initial and fallout radiations of nuclear weapons, pp. 39-64 in The Shorter-Term Biological Hazards of a Fallout Field, Dunning and Hilcken, editors, AEC-DOD (1958).
- SD5 F. H. Clark, Decay of fission product gammas, NDA 27-39, (Dec. 30, 1954) (91 references).
- SD6 C. S. Cook, Energy spectrum of gamma radiation from fallout, USNRDL-TR-318, (Oct. 26, 1959), see also Health Phys. 4, 42 (1960).
- SD7 C. S. Cook, Residual gamma radiation in the vicinity of nuclear weapons, Am. Scientist 49, 399 (1961).
- SD8 P. J. Dolan, Gamma spectrum of uranium-238 fission products at various times after fission, DASA-526 (May 1959).
- SD9 L. B. Engle and P. C. Fisher, Energy and time dependence of delayed gammas from fission, LAMS-2642 (Jan. 1962).
- SD10 J. E. Francis and R. L. Gamble, Prompt fission gamma rays, pp. 20-23 of ORNL 1879 (Oct. 3, 1955).
- SD11 E. C. Freiling, Radionuclide fractionation in bomb debris, Science 133, 1991 (1961).
- SD12 L. V. Groshev, V. N. Lutensko, A. M. Demidov, and V. I. Pelekhov, Atlas of Radiative Capture of Thermal Neutrons, transl. by J. B. Sykes (Pergamon Press, 1959).
- SD13 J. Mackin, P. Zigran, D. Love, D. MacDonald and D. Sam, Radiochemical analysis of individual fallout particles, J. Inorg. and Nucl. Chem. 15, 20 (1960).
- SD14 F. C. Maienschein, Fission gamma-ray energy release as a function of time after fission, pp. 189-191 of ORNL-3193 (Nov. 17, 1961) (includes references to prompt-gamma results).
- SD15 R. L. Mather, Brief summary of gamma radiation spectra from residual radiation sources, following a nuclear detonation, USNRDL Shielding Symposium I, 115 (Oct. 1956) (ref. G42).
- SD16 C. F. Miller, Gamma decay of fission products from the slow neutron fission of U-235, USNRDL-TR-187 (July 11, 1957).
- SD17 J. Moteff, Fission product decay gamma energy spectrum, APEX-134 (Aug. 5, 1953).
- SD18 A. T. Nelms and J. W. Copper, U-235 fission product decay spectra at various times after fission, Health Phys. 1, 427 (1958).
- SD19 J. F. Scoles, Fission product gamma ray spectra, Convair Report FAM-1042 (Aug. 1958).



- SD20 C. A. Sondhaus and V. P. Bond, Physical factors and dosimetry in the Marshall Island radiation exposures, WT-939 (del) (Decl. with deletions Sept. 15, 1959). TID-5358 (July 1956).
- SD21 E. Troubetzkoy and H. Goldstein, A compilation of information on gamma-ray spectra resulting from thermal-neutron capture, ORNL-2904 Jan. 18, 1961 (74 references); see also *Nucleonics* **18**, No. 11, 171 (1960).
- SD22 B. E. Watt, Energy spectrum of neutrons from thermal fission of U-235. *Phys. Rev.* **87**, 1037 (1952).
- SD23 J. M. Wyckoff and H. W. Koch, Energy spectrum of the delayed gamma rays from uranium photofission, *Phys. Rev.* **99**, 616 (1955) (abstr), NBS Rept. 4335 (Sept. 30, 1955).
- SD24 P. A. Yampol'skii, Neutrons from atomic explosions, Moscow Gosatomizdat (1961), transl. in *JPRS-11873*.
- SD25 W. Zobel, T. A. Love, G. M. Estabrook, and R. W. Peelle, Characteristics of fission-product gamma rays emitted from 1 to 1800 sec after thermal fission of U-235, ORNL-2609 (Feb. 15, 1958), pp. 50-1.

### Gamma-Ray Penetration Theory (Table 1) (GT)

- GT1 A. F. Akkerman and D. K. Kaipov, The Monte Carlo calculation of the passage of gamma radiation from a plane directed source of Cs-137 through aluminum under conditions of barrier geometry, *At. Energy* **10**, 391 (1961); transl. in *Soviet J. At. Energy* **10**, 383 (1962).
- GT2 S. Auslander, A Monte Carlo study of the gamma-ray energy flux, dose rate, and buildup factors in a lead-water slab shield of finite thickness, ORNL-2194 (Jan. 29, 1957).
- GT3 M. J. Berger, Angular distribution of multiply scattered gamma radiation from a plane isotropic source, *J. Appl. Phys.* **26**, 1504 (1955).
- GT4 M. J. Berger, Reflection and transmission of gamma radiation by barriers—Monte Carlo calculation by a collision density method, NBS J. Res. **55**, 343 (1955) RP2640.
- GT5 M. J. Berger, Penetration of gamma radiation from a plane monodirectional oblique source, NBS J. Res. **56**, 111 (1956) RP2656.
- GT6 M. J. Berger, Calculation of energy dissipation by gamma radiation near the interface between two media, *J. Appl. Phys.* **28**, 1502 (1957).
- GT7 M. J. Berger and J. A. Doggett, Reflection and transmission of gamma radiation by barriers—semianalytic Monte Carlo calculation, *J. Res. NBS* **56**, 89, (1956) RP 2653.
- GT8 M. J. Berger and D. J. Raso, Monte Carlo calculations of gamma-ray backscattering, *Rad. Res.* **12**, 20, (1960); data in NBS Rept. 5982 (Feb. 8, 1960).
- GT9 M. J. Berger and L. V. Spencer, Some radiological applications of gamma-ray transport theory, *Rad. Res.* **10**, 552 (1959).
- GT10 M. J. Berger and L. V. Spencer, Penetration of gamma-rays from isotropic sources through aluminum and concrete, NBS Tech. Note No. 11 (May 11, 1959).
- GT11 W. R. Bruce and H. E. Johns, The spectra of X-rays scattered in low atomic number materials, *Brit. J. Rad. Suppl.* No. 9 (1960).
- GT12 M. O. Burrell and D. L. Cribbs, A Monte Carlo calculation of gamma ray penetrations through iron slabs, NP-9851, Vol. II (Jan. 1960).
- GT13 M. A. Capo, Polynomial approximation of gamma-ray buildup factors for a point isotropic source, APEX-510 (Nov. 1958).
- GT14 A. B. Chilton, D. Holoviak, and L. K. Donovan, Determination of parameters in an empirical function for buildup factors for various photon energies, USNCEL Tech. Note N-389 (Aug, 1960).
- GT15 A. B. Chilton and C. M. Huddleston, A semi-empirical formula for differential dose albedo for gamma rays on concrete, *Trans. Am. Nuclear Soc.* **5**, 220 (1962); see also NCEL Tech. Rept. R-228 (Nov. 16, 1962).
- GT16 D. M. Dawson, W. L. Kirk, V. W. Shiel, and W. P. Johnson, Comparison of Monte Carlo calculation and experimental measurements for gamma-ray air scattering, WADC-TN-58-256 (Aug. 1958).
- GT17 L. K. Donovan and A. B. Chilton, Dose attenuation factors for concrete slab shields covered with fallout as a function of time after fission, NP-10306, Tech Rept. No. 137 (June 1, 1961).
- GT18 W. R. Faust and A. D. Anderson, Penetration and diffusion of a beam of radiation, *Nuclear Sci. Eng.* **14**, 17 (1962).
- GT19 L. D. Gates and C. Eisenhauer, Spectral distribution of gamma rays propagated in air, AFSWP-502A (Jan. 1954).
- GT20 H. Goldstein and J. E. Wilkins, Calculations of the penetration of gamma rays, U.S. Atomic Energy Report No. NYO-3075 (1954).
- GT21 E. Hayward and J. H. Hubbell, The albedo of various materials for 1-Mev photons, *Phys. Rev.* **93**, 955 (1955).
- GT22 M. Kalos, private communication, see page 796 of general reference G18.
- GT23 N. I. Leshchinskii, Method of calculating dosage field of powerful isotopic units, *At. Energy* **8**, 62 (1960); transl. in *Soviet J. At. Energy* **8**, 59 (1961).
- GT24 R. E. Lynch, J. W. Benoit, W. P. Johnson, and C. D. Zerby, A Monte Carlo calculation of air-scattered gamma rays, ORNL-2292, Vol. 1 (Oct. 7, 1958).
- GT25 B. D. O'Reilly, A Fortran code for gamma penetration in a finite slab, WAPD-TM-292 (Nov. 1961).
- GT26 G. H. Peebles, Attenuation of gamma rays. I. Transmission values for finite slabs of lead, iron, and the Compton scatterer. II. Transmission values of various materials and geometries, *J. Appl. Phys.* **24**, 1272 (I), 1437 (II), (1953).
- GT27 J. F. Perkins, Monte Carlo calculations of gamma ray albedos of concrete and aluminum, *J. Appl. Phys.* **26**, 655 (1955).
- GT28 L. Pullman, The transmission of gamma rays at slant incidence through slabs of various materials in shielding, NDA-2056-6 (Oct. 10, 1956) (Decl. March 31, 1960).
- GT29 D. J. Raso, Transmission of Scattered gamma-rays through concrete and iron slabs, *Health Phys.* **5**, 126 (1961), diff. data in Tech. Op. Rept. TO-B-59-13 (Oct. 9, 1959).
- GT30 D. J. Raso, Monte Carlo calculations on the reflection and transmission of scattered gamma radiations, NBY-32190, final report (revised May 1962) TO-B 61-39.
- GT31 J. T. Serduke, N. E. Scofield, and W. E. Kreger, Penetration of plane normal Cs-137 gamma-rays through aluminum—theory vs. experiment, NRDL-TM-113 (Aug. 4, 1959).
- GT32 K. Shure, Penetration of point monodirectional gamma rays through slab shields, WAPD-T-1464 (June 1962); also *Trans. Am. Nucl. Soc.* **5**, 221 (1962).
- GT33 L. V. Spencer, Penetration and diffusion of X-rays, calculation of spatial distributions by semi-asymptotic methods, *Phys. Rev.* **88**, 793 (1952).
- GT34 L. V. Spencer and U. Fano, Calculation of spatial distributions by polynomial expansion, *J. Res. NBS* **46**, 446 (1951) RP2213.
- GT35 L. V. Spencer and F. A. Jenkins, Penetration and diffusion of hard X-rays through thick barriers, IV. Multiply scattered X-rays, angular distribution, *Phys. Rev.* **76**, 1885 (1949).



- GT36 L. V. Spencer and J. Lamkin, Slant penetration of gamma rays in H<sub>2</sub>O, NBS Report 5944 (July 17, 1958).
- GT37 L. V. Spencer and J. C. Lamkin, Slant penetration of gamma rays, mixed radiation sources, NBS Report 6322, Feb. 27, 1959.
- GT38 L. V. Spencer and J. C. Lamkin, Slant penetration of gamma rays in concrete, NBS Report 6591, (Nov. 10, 1959).
- GT39 L. V. Spencer and F. Stinson, Further calculations of X-ray diffusion in an infinite medium, Phys. Rev. **85**, 662 (1952).
- GT40 L. V. Spencer and C. Wolff, Penetration and diffusion of hard X-rays, polarization effects, Phys. Rev. **90**, 510 (1953).
- GT41 H. Steinberg and R. Aronson, Monte Carlo calculations of gamma ray penetration, WADC-TR-59-771 (Aug., 1960).
- GT42 J. J. Taylor, Application of gamma ray buildup data to shield design, WAPD-RM-217 (Jan. 25, 1954).
- GT43 R. B. Theus and L. A. Beach, Gamma-ray albedo from iron, NRL Report 4701 (Feb. 8, 1956).
- GT44 R. B. Theus, L. A. Beach, J. D. Plawchan, and W. R. Faust, Stochastic estimates of X-ray spectral intensities from shallow to deep penetration, NRL Report 4412 (Aug. 3, 1954).
- GT45 D. K. Trubey, The single scattering approximation to the gamma-ray air-scattering problem, ORNL-2998 (Jan. 20, 1961).
- GT46 M. B. Wells, Air and concrete scattering of gamma rays, NARF-59-11T, (Mar. 20, 1959).
- GT47 R. R. Wilson, Monte Carlo study of shower production, Phys. Rev. **86**, 261, 1952.
- GT48 C. D. Zerby, Transmission of obliquely incident gamma radiation through stratified slab barriers, ORNL-2224 (1956).
- GT49 D. C. Anderson, Calculation of buildup factors for infinite plane and line sources, WAPD-BT-8, pp. 19-21, (June 1958).
- GT50 D. C. Anderson, Comparison of Peebles' buildup data to experiment and moments method results, WAPD-BT-8, pp. 22-25 (June 1958).
- GT51 L. A. Bowman and D. K. Trubey, Stratified slab gamma-ray dose-rate buildup factors for lead and water shields, CF-58-1-41 (Jan. 16, 1958).
- GT52 E. A. Coppinger, Approximate shielding calculations, HW-69789 (May 31, 1961).
- GT53 S. M. Ermakov, V. G. Zolotukhin and V. A. Kam'shin, Monte Carlo methods for calculating energy and angular distributions of gamma quanta passing through a plane-parallel layer of finite thickness, pp. 155-9 of Theory and Calculations of Nuclear Reactors, Moscow, Gosatomizdat (1962).
- GT54 E. M. Flew and B. T. James, Calculation of U, Pb, Fe and Al shielding for irradiated natural uranium, AERE-HP/GEN-6 (Dec. 5, 1955), (decl. Mar. 31, 1958).
- GT55 M. Leimdörfer, The backscattering of gamma radiation from plane concrete walls, AE-92 (Stockholm) (Dec. 1962).
- GT56 M. Leimdörfer, The backscattering of gamma radiation from spherical concrete walls, AE-93 (Stockholm) (Dec. 1962).
- GT57 J. I. Marcum, Comparison of Monte Carlo calculations with experimental results for the propagation of gamma rays near an air-ground interface, RM-3399-PR (RAND) (Dec. 1962).
- GT58 M. Oberhofer and T. Springer, Shielding of gamma radiation, Kerntechnik **2**, 124 (1960).
- GT59 K. O'Brien, W. M. Lowder, and L. R. Solon, A semi-empirical method of calculating the energy-absorption buildup factor with an application to a uniformly contaminated space having spherical boundaries, HASL-2 (Oct. 14, 1957); see also Nucl. Sci. Eng. **3**, 77 (1958).
- GT60 S. K. Penny, A Monte Carlo code for deep penetration of gamma-rays, CF-58-6-30 (June 4, 1958) (ORNL).
- GT61 R. Plesch, The calculation of gamma shielding from extended radiation fields, Atompraxis **4**, 402 (1958).
- GT62 G. L. Strobel, Additional exponential representations of gamma-ray buildup factors, Nucl. Sci. Eng. **11**, 450 (1961).
- GT63 D. K. Trubey, S. K. Penny, and M. B. Emmett, OGRE-P1, A Monte Carlo program for computing gamma-ray transmission through laminated slabs, ORNL-TM-167 (rev.) (May 23, 1962).
- GT64 A. R. Vernon, Analysis of the biological shield of the sodium reactor experiment, NAA-SR-1949 (June 15, 1957).
- GT65 N. R. Baumgardt, A. Trampus, and J. E. MacDonald, Program 15-2, Monte Carlo calculation of gamma ray scattering in air, XDX 61-5-1 (May 1961).

## Gamma-Ray Penetration Experiments (Table 2) (GE)

- GE1 L. A. Beach, R. B. Theus, and W. R. Faust, Analysis of scintillation spectrometer observations of the penetration of Cs-137 gamma radiation through water, NPL report 4227 (Dec. 1, 1953).
- GE2 L. A. Beach and W. R. Faust, Penetration of Na-24 radiation through H<sub>2</sub>O and Hg, NRL report 4581 (July 26, 1955).
- GE3 D. L. Broder, Yu. P. Kayurin, and A. A. Kutuzov, Transmission of gamma radiation through heterogeneous media, At. Energ. **12**, 30 (1962); transl. in Soviet J. At. Energy **12**, 26 (1962).
- GE4 B. P. Bulatov, The albedos of various substances for gamma rays from isotropic Co-60, Cs-137, and Cr-51 sources, At. Energ. **7**, 369 (1959); transl. in J. Nucl. Energy A (Reactor Sci.) **13**, 82 (1960).
- GE5 B. P. Bulatov and E. A. Garusov, Albedo of gamma rays from Co-60 and Au-198 from different materials, At. Energ. **5**, 631 (1958); transl. in Soviet J. At. Energy **5**, 1563 (1958).
- GE6 B. S. Burton, Jr., Spectral and angular distributions of air scattered Co-60  $\gamma$ -rays. NARF-57-42T, (Sept. 18, 1957), suppl. No. 1, NARF-59-10T (March 5, 1959).
- GE7 E. T. Clarke and P. I. Richards, Scattering of gamma rays near an interface, AFSWC-TR-57-3 (July 1957).
- GE8 C. E. Clifford, J. A. Carruthers, and J. R. Cunningham, Gamma radiation at air-ground interfaces with distributed Cs-137 sources, Can. J. Phys. **38**, 504 (1960).
- GE9 T. S. Dahlstrom and W. E. Thompson, The angular distribution of dose rate from gamma rays scattered through various thicknesses of iron and aluminum, USNRDL-TR-558, (Apr. 19, 1962); also Trans. Am. Nuclear Soc. **5**, 220 (1962).
- GE10 F. J. Davis and P. W. Reinhardt, Instrumentation in aircraft for radiation measurements, Nucl. Sci. Eng. **2**, 713 (1957).
- GE11 H. G. Ebert, Measurements of dose buildup factors for radiation shielding, Z. angew. Phys. **13**, 95 (1961).
- GE12 J. O. Elliot, R. T. Farras, R. D. Myers, and C. F. Ravillious, Multiple gamma ray scattering in lead, Phys. Rev. **85**, 1043 (1952).
- GE13 W. R. Faust, Multiple Compton scattering II, Phys. Rev. **77**, 227 (1950).
- GE14 W. R. Faust and M. H. Johnson, Multiple Compton scattering, Phys. Rev. **75**, 467 (1949).
- GE15 C. Garrett and G. N. Whyte, Build-up measurements on Co-60 gamma radiation in iron and lead, Phys. Rev. **95**, 889 (1954).



- GE16 G. R. Gol'bek, V. V. Matveev, and A. D. Sokolov, The gamma-field formed in the atmosphere by a point source of gamma-radiation located in a semi-infinite sandy medium, *At. Energ.* **6**, 475 (1960); transl. in *Soviet J. At. Energy* **6**, 339 (1960).
- GE17 G. M. Gorshkov and V. M. Kodyukov, The absorption in water of the gamma radiation from point and volume sources, *At. Energ.* **5**, 71 (1958); transl. in *Reactor Sci.* **10**, 65 (1959).
- GE18 E. Hayward, The electron spectra produced by a Co-60 source in H<sub>2</sub>O, *Phys. Rev.* **36**, 493 (1952).
- GE19 E. Hayward and J. H. Hubbell, The backscattering of the Co-60 gamma rays from infinite media, *J. Appl. Phys.* **25**, 506 (1954).
- GE20 G. Hettlinger and N. Starfelt, Energy and angular distribution of scattered radiation in a water tank irradiated by X-rays, *Arkiv. Fysik* **14**, 497 (1959).
- GE21 J. H. Hubbell, E. Hayward, and W. F. Titus, Energy and angular distribution of X-rays scattered in lead, *Phys. Rev.* **108**, 1361 (1957).
- GE22 T. Hyodo, Backscattering of gamma rays, *Nucl. Sci. Eng.* **12**, 178 (1962).
- GE23 Kenji Ishimatsu, Distribution of gamma radiation from a Co-60 source in water, *Nippon Genshiryoku Gakkaishi* **4**, 175 (1962), (Mar.) (in Jap.).
- GE24 A. R. Jones, Aerial gamma monitor for measuring ground contamination, RDI-4 (Atomic Energy of Canada, Ltd.) (March 1961); see also *Nucleonics* **20**, No. 3, 66 (1962).
- GE25 B. L. Jones, J. W. Harris, and W. P. Kunkel, Air and ground scattering of Co-60 gamma rays, CVAC-170T, (Mar. 30, 1955).
- GE26 Yu. A. Kazanskii, Angle-energy distribution of gamma-radiation scattered in water and iron, *At. Energ.* **8**, 454 (1960), transl. In *Soviet J. At. Energy* **8**, 364 (1961).
- GE27 Yu. A. Kazanskii, S. P. Belov, and E. S. Matusevich, Angular and energy distributions of gamma rays scattered in iron and lead, *At. Energ.* **5**, 457 (1958); transl. In *Soviet J. At. Energy* **5**, 1354 (1958).
- GE28 J. W. Keller and G. Gonzalez, Analysis of air scattering of Co-60 gamma radiation, NARF-57-61T (Dec. 28, 1957).
- GE29 L. R. Kimel, The buildup factors for heterogeneous shielding, *At. Energ.* **10**, 173 (1961), transl. In *Soviet J. At. Energy* **10**, 174 (1961).
- GE30 L. R. Kimel and O. I. Leipunskii, The radiation field of a monodirectional gamma ray point source, *At. Energ.* **12**, 236 (1962).
- GE31 F. S. Kirn, R. J. Kennedy, and H. O. Wyckoff, The attenuation of gamma rays at oblique incidence, *Radiology* **63**, 94 (1954).
- GE32 V. M. Kodyukov, The effect of boundary conditions on the gamma ray buildup factor, *At. Energ.* **6**, 673 (1959); transl. in *Soviet J. At. Energy* **6**, 507 (1960).
- GE33 V. I. Kukhtevich and B. P. Shemetenko, The spatial distribution of multiply scattered gamma rays from monodirectional Au-198, Co-60, and Na-24 sources in water, *At. Energ.* **12**, 204 (1962).
- GE34 V. I. Kukhtevich, B. P. Shemetenko, and B. I. Sinitsyn, Measurement of Co-60 gamma ray dose close to the boundary between two bodies, *At. Energ.* **8**, 66 (1960), transl. in *Soviet J. At. Energy* **8**, 64 (1961).
- GE35 V. I. Kukhtevich, S. G. Tsypin, and B. P. Shemetenko, Angular distribution of dose of scattered gamma rays from Co-60 source in water, *At. Energ.* **5**, 638 (1958); transl. in *Reactor Sci.* **11**, 165 (1960).
- GE36 C. L. Kusik, T. R. Jaworowski, D. C. Morse, and D. G. Strawson, Experimental verification of shielding equations, AECU-3873 (Dec. 20, 1957).
- GE37 A. V. Larichev, Spectral and angular distributions of scattered gamma rays produced in iron by a 2-dimensional monodirectional Co-60 source, *At. Energ.* **11**, 443 (1961).
- GE38 O. I. Leipunskii and V. N. Sakharov, Propagation of Co-60 radiation in the air above the earth, *At. Energ.* **6**, 585 (1959); transl. in *Soviet J. At. Energy* **6**, 440 (1960).
- GE39 K. A. Mahmoud, Energy distribution of gamma rays penetrating thick barriers, *Proc. Math. Phys. Soc. (Egypt)* No. 21, pp. 41, 57 (May 1957).
- GE40 V. V. Matveev, A. D. Sokolov, and R. S. Shlyapnikov, The energy distribution of gamma quanta from a point source of gamma radiation in an infinite sandy medium, *At. Energ.* **1**, 57 (1956); transl. in *J. Nucl. Energy* **4**, 465 (1957).
- GE41 H. A. Mehlhorn, E. T. Clarke, R. Gold, and R. McMath, Final report on attenuation of point source gamma radiation in slabs, *Tech. Op. Rept. TO-B-62-13* (Sept. 5, 1962).
- GE42 V. J. Mitchell and R. B. Smith, Water-air boundary dose rate measurements using a Co-60 source, DC-58-4-54 (Apr. 7, 1958).
- GE43 R. W. Peelle, F. C. Maienschein, and T. A. Love, The energy and angular distribution of gamma radiation from a Co-60 source after diffusion through many mean free paths of water, ORNL 56-12-25 (Dec. 10, 1956).
- GE44 R. E. Rexroad and M. A. Schmoke, Scattered radiation and free field dose rates from distributed Co-60 and Cs-137 sources, NDL-TR-2 (Sept. 1960).
- GE45 V. H. Ritz, Broad and narrow beam attenuation of Ir-192 gamma rays in concrete, steel and lead, *J. Soc. Non-Destructive Testing* **16**, 269 (1958).
- GE46 F. X. Rizzo and L. Galanter, Experimental buildup factors for semi-infinite water target and Co-60 slab sources, *Trans. Am. Nucl. Soc.* **4**, No. 2, 261 (1961).
- GE47 P. A. Roys, K. Shure, and J. J. Taylor, Penetration of 6-Mev gamma rays in water, *Phys. Rev.* **95**, 911 (1954).
- GE48 V. N. Sakharov, Absorption by water of gamma rays from Au-198, Co-60, and Na-24, *At. Energ.* **3**, 57 (1957).
- GE49 N. E. Scofield, R. L. Lynn, and W. E. Kreger, Penetration of plane normal and plane slant gamma rays through slabs of aluminum and steel, I. Angular and energy distributions (experimental pulse height) USNRDL-TR-272 (Oct. 31, 1958).
- GE50 N. E. Scofield and L. G. Haggmark, Penetration of plane normal and plane slant gamma rays through slabs of aluminum and steel, II. Angular and energy spectra (photon number flux), USNRDL-475 (Oct. 25, 1960).
- GE51 B. W. Soole, The angular distribution of multiply-scattered gamma radiation, *Proc. Roy. Soc. (London)* **A230**, 343 (1955).
- GE52 J. R. Stokes and B. S. Burton (Convair, Fort Worth, Texas), Air scattering of gamma radiation from Co-60, NARF-57-31T (July 16, 1957).
- GE53 F. Titus, Measurement of the gamma-ray dose near the interface between two media, *Nucl. Sci. and Eng.* **3**, 609 (1958).
- GE54 F. Titus, Penetration in concrete of gamma radiation from fallout, NBS Report 6143, (Sept. 4, 1958), AEC Report ITR-1477 (Oct. 22, 1957).
- GE55 M. M. Weiss and W. Bernstein, Degradation of gamma rays in water, *Phys. Rev.* **92**, 1264 (1953).
- GE56 G. R. White, The penetration and diffusion of Co-60 gamma rays in water using spherical geometry, *Phys. Rev.* **80**, 154 (1950).
- GE57 G. N. Whyte, Measurements of spectral and angular distributions of secondary gamma-rays in matter, *Can. J. Phys.* **33**, 96 (1955).



- GE58 B. Zandle, H. W. Koch, J. McElhinney, and J. W. Boag, Studies of dose distributions in water for betatron X-rays up to 37 Mev, *Radiation Res.* **5**, 107 (1956).
- GE59 B. Bjärngard and G. Hettinger, Spectra of scattered radiation behind slabs of water irradiated by X-rays, *Arkiv. Fysik* **20**, 517 (1962).
- GE60 W. R. Bruce and M. L. Pearson, Spectral distribution of scattered radiation in a water phantom irradiated with Cs-137 gamma rays, *Radiation Res.* **17**, 555 (1962).
- GE61 W. R. Dixon, Angular energy flux of secondary gamma-rays in matter. Small-angle scattering from a point isotropic source, *Can. J. Phys.* **36**, 419 (1958).
- GE62 W. Futtermenger, H. Glubrecht, E. G. Niemann, and H. Schultz. On the determination of gamma-ray attenuation factors of shielding materials by means of differential buildup-measuring, *Kerntechnik* **4**, 504 (1962).
- GE63 C. M. H. Hashmi, Energy-absorption, penetration, and diffusion of gamma-rays in an infinite homogeneous medium, *Nukleonik* **5**, 67 (1963).
- GE64 T. Hyodo and S. Shimizu, Some experiments on gamma-ray backscattering, *Bull. of the Inst. for Chem. Res., Kyoto Univ.* **39**, No. 2, 180 (1961).
- GE65 K. A. Mahmoud and L. El Nady, Angular distribution of backscattering of gamma rays from shielding materials, *Proc. Math. Phys. Soc. (U.A.R.)* **24**, 93 (1960).
- GE66 V. J. Mitchell, Interim report on the analysis of gamma ray point source data from single material measurements, DC-61-1-101 (Jan. 27, 1961).
- GE67 H. Mochizuki, Y. Tanaka, Y. Higashihara, K. Nagato and K. Yorihisa, Experimental study on the penetration of Co-60 gamma rays through finite heterogeneous media, I and II (in Jap.) *I. J. Atomic Energy Soc. Japan* **4**, 448 (1962), II, *ibid.* **4**, 703 (1962).
- GE68 C. Sybesma, Measurement of energy distributions of Cs-137 gamma-rays scattered in water, *Nucl. Instr. Methods* **21**, 167 (1963).
- GE69 S. G. Tsy-pin, V. I. Kukhtevich and Yu. A. Kazanskii, The penetration of gamma-rays through water, iron, lead, and combinations of iron and lead, *At. Energ.* **1**, 71 (1956); transl. in *J. Nuclear Energy* **3**, 336 (1956).
- GE70 V. A. Vasilev and V. A. Shishkina, Gamma-ray backscattering from Al, *At. Energ.* **4**, 205 (1958).
- GE71 O. I. Leipunskii, L. R. Kimel, and A. N. Panchenko, Gamma-radiation field of Cs-137 and Co-60 monodirectional point sources in iron, *At. Energ.* **14**, 577 (1963).
- NT7 J. Certaine and R. Aronson, Distribution of fission neutrons in water at the indium resonance energy, NDA-15C-40 (June 15, 1954).
- NT8 J. Certaine and H. Goldstein, Penetration of 14 Mev neutrons in water, NDA-15-97 (Aug. 29, 1957).
- NT9 W. E. Drummond, Energy dependent albedo, UCRL-4379 (Sept. 20, 1954).
- NT10 J. E. Faulkner, Single isotropic air scattering of neutrons in the presence of the ground (unshielded detector), CF-54-8-96 (Aug. 31, 1954).
- NT11 M. Feix and S. Valentin, Neutron diffusion through a slab, *Compt. Rend.* **242**, 617 (1956).
- NT12 A. Foderaro and F. Obenshain, Neptune. Part 1. The history generating code, Part 2. A. Slowing down in water, B. The zero-zero moment of the collision density, C. Transmission through and reflection from water slabs, WAPD-TN-517 (Navy) (Aug. 1955).
- NT13 R. L. French, Some convenient representations for fission-neutron distributions in air, *Health Phys.* **8**, 299 (1962).
- NT14 S. S. Holland, Jr., and P. I. Richards, Penetration of neutrons in air, AFSWC-T3-55-27 (Sept. 1955).
- NT15 S. S. Holland, Jr., and P. I. Richards, Neutron flux spectra in air, *J. Appl. Phys.* **27**, 1042 (1956).
- NT16 S. S. Holland, Jr., Neutron penetration in infinite media—calculation by semi-asymptotic methods, *J. Appl. Phys.* **29**, 827 (1958).
- NT17 G. Holte, On the spatial distribution of neutrons slowed down in carbon and water, *Arkiv. Fysik* **8**, 165 (1954).
- NT18 M. H. Kalos, Importance sampling in Monte Carlo calculations of thick shield penetration. *Nucl. Sci. and Eng.* **2**, No. 1—suppl. 34-5 (1959).
- NT19 F. L. Keller, C. D. Zerby, and J. Hilgeman, Monte Carlo calculations of fluxes and dose rates resulting from neutrons multiply scattered in air, ORNL-2375 (Dec. 31, 1958).
- NT20 W. E. Kinney, A Monte Carlo calculation of scattered neutron fluxes at an air-ground interface due to point isotropic sources on the interface, ORNL-3287 (July 30, 1962).
- NT21 A. D. Krumbein, Summary of NDA unclassified results of moments calculations for the penetration of neutrons through various materials, NDA-92-2 (Aug. 30, 1957) (revised Apr. 1958), includes earlier results by Aronson, Certaine, Goldstein, Kalos, Preiser, and Mittleman.
- NT22 J. E. MacDonald, N. R. Baumgardt, and A. Trampus, A Monte Carlo calculation of air-scattered neutrons, DC-60-7-119 (July 26, 1960).
- NT23 J. I. Marcum, Neutron fluxes in air, a comparison of Monte Carlo code computations by RAND, Los Alamos and Sandia, RAND Rept. RM-2556 (July 1, 1960).
- NT24 C. R. Mehl, A Monte Carlo calculation of the neutron flux from a monoenergetic point source in air, SC-4174 (TR) (Apr. 1958).
- NT25 P. B. Morgan, The Monte Carlo method—neutron reflection by water, NAVORD-6227 (Jan. 29, 1959) (AD-220676).
- NT26 F. H. Murray, Notes on the calculation of the attenuation of neutrons through thick shields, (CF-53-11-64) (Nov. 30, 1953).
- NT27 F. Obenshain, A. Eddy, and H. Kuehn, Polyphenus—a Monte Carlo study of neutron penetration through finite water slabs, WAPD-TM-54 (Jan. 1957).
- NT28 S. Podgor, Neutron spectrum emerging from a water shield, CF-50-4-3 (Apr. 3, 1950) (Decl. Dec. 21, 1955).
- NT29 D. Schiff, Neutron and gamma ray shielding calculation, WAPD-P-633 (May 1955).

### Neutron Penetration Theory (Table 3) (NT)

- NTI R. D. Albert and T. A. Welton, A simplified theory of neutron attenuation and its application to reactor shield design, WAPD-15 (Nov. 30, 1950).
- NT2 A. E. Anthony, Jr., and E. Omoda, The transport of neutrons through the atmosphere for a burst height of 500,000 feet, AFSWC-TDR-62-17 (Feb. 1962).
- NT3 M. J. Berger and J. W. Cooper, Reflection of fast neutrons from water, *J. Res. NBS* **63A** (Phys. and Chem.) No. 3, 101 (1959).
- NT4 H. A. Bethe, L. Tonks, and H. Hurwitz, Jr., Neutron penetration and slowing down at intermediate distances through medium and heavy nuclei, *Phys. Rev.* **80**, 11 (1950).
- NT5 W. A. Biggers, L. J. Brown, and K. C. Kohr, Space, energy and time distribution of neutrons at the ground-air interface, calculated by Monte Carlo code NHM, LA-2390 (Jan. 4, 1960).
- NT6 M. O. Burrell and D. L. Cribbs, A Monte Carlo calculation of neutron penetration through iron slabs, *Nuclear Rept.* **82**, NP-9851, Vol. III (May 1960).



- NT30 F. H. Shelton, The neutron flux from monoenergetic point sources in air, Kaman Aircraft Corp. Report KN-60-57(R) (Dec. 7, 1960).
- NT31 D. Spielberg, Penetration of neutrons from a point fission source in air—moments method calculation, NDA-2106-10 (Apr. 28, 1961).
- NT32 D. Spielberg and A. Duneer, Dose attenuation by soils and concrete for broad parallel-beam neutron sources, AN-108 (May 1, 1958).
- NT33 K. T. Spinney, Neutron attenuation in concrete, AERE-T/R-1617 (Feb. 1955).
- NT34 H. E. Stern, An estimate of the neutron reflection coefficient using the concept of removal cross section, AECD-3718 (Sept. 29, 1953).
- NT35 G. W. Stuart, Thermal flux distribution from a fast neutron line source, J. Appl. Phys. **27**, 89 (1956).
- NT36 J. H. Tait and M. B. Biram, The calculation of the spectrum of neutrons at points in a semi-infinite medium, whose free surface is irradiated by monoenergetic neutrons falling normally onto it, AERE-T/M-92 (Oct. 28, 1953).
- NT37 W. E. Thompson, J. M. Ferguson, and R. L. Mather, Neutron distributions near an air-soil boundary, USNRDL-TR-478 (Nov. 18, 1960).
- NT38 M. Verde and G. C. Wick, Some stationary distributions of neutrons in an infinite medium, Phys. Rev. **71**, 852 (1947).
- NT39 M. B. Wells, Monte Carlo calculations of fast neutron scattering in air, NARF-60-ST, Vol. 1 (May 13, 1960), Vol. 2 (Aug. 19, 1960).
- NT40 G. C. Wick, On the space distribution of slow neutrons, Phys. Rev. **75**, 738 (1949).
- NT41 E. P. Wigner and G. Young, Penetration of fission neutrons through water, MonP-283 (Apr. 9, 1947) (decl. Jan. 10, 1956).
- NT42 C. D. Zerby, A Monte Carlo calculation of air-scattered neutrons, ORNL-2227 (May 24, 1957).
- NT43 P. F. Zweifel and S. R. Bigelow, Numerical solution of the neutron slowing down problem in the presence of hydrogen, KAPL-1278 (Feb. 3, 1955) (decl. Dec. 5, 1955).
- NT44 F. J. Allen, A. T. Futterer, and W. P. Wright, Neutron transmission versus thickness for some common materials, BRL-1174 (Sept. 1962).
- NT45 F. J. Allen, A. Futterer, and W. Wright, Neutron reflection and flux versus depth for concrete, BRL-1189 (Jan. 1963).
- NT46 F. J. Allen, A. Futterer, and W. Wright, Neutron reflection and flux versus depth for Nevada test site soil, BRL-1190 (Jan. 1963).
- NT47 F. J. Allen, A. Futterer, and W. Wright, Neutron reflection and flux versus depth for iron, BRL-1199 (Mar. 1963).
- NT48 A. F. Avery, The prediction of neutron attenuation in iron—water shields, AEEW-R-125 (Apr. 1962).
- NT49 D. E. Bendall, RASH D—A mercury programme for neutron shielding calculations, AEEW-M-261 (Aug. 1962).
- NT50 H. P. Sleeper, Jr., Neutron spectrum and buildup factor in water, CF-52-2-55 (Feb. 7, 1952).
- NT51 T. E. Fessler and M. L. Wohl, Monte Carlo studies of gamma-ray and neutron transport in infinite homogeneous media, NASA-TN-D-850 (Nov. 1961).
- NT52 R. D. Jones, Jr., Investigation of the use of power-series methods for solving the one-group-diffusion-equation with variable coefficients, (thesis, Air Force Inst. of Tech.) NP-12368 (May 1962).
- NT53 R. H. Peterson and J. A. Williams, A complete set of functions for describing the angular distribution of the neutron flux from a point source in air, BRL Memo. Rept. No. 1432, (Sept. 1962).
- NT54 A. R. Pitsyn, Use of the moments method for calculating the spatial and energy distributions of the neutron fluxes provided by point and two-dimensional sources in an unbounded medium, At. Energ. **10**, 117 (1961).
- NT55 T. D. Roberts, Neutron and photon transport through shielding materials, XDC-60-2-28 (Oct. 15, 1959).
- NT56 B. I. Sinitzyn and S. G. Tsy-pin, Use of empirical constants in shield design, At. Energ. **12**, 306 (1962).
- NT57 D. K. Trubey and S. K. Penny, Transfusion—A numerical method for computing low-energy-neutron spatial distributions, Trans. Am. Nucl. Soc. **5**, 409 (1962).

### Neutron Penetration Experiments (Table 4) (NE)

- NE1 D. D. Babb and R. E. De Wames, An experiment to test the extension of the moments method of calculation to finite media, NARF-59-9T (Mar. 13, 1959) (Convair).
- NE2 W. Baer, Spatial distribution of thermal neutrons from a Po-Be source in H<sub>2</sub>O-Zr mixtures, WAPD-99 (Dec. 1953).
- NE3 T. A. Barr and G. S. Hurst, Fast-neutron dose in a large tissue-equivalent phantom, Nucleonics **12**, No. 8, p. 33 (1954).
- NE4 M. J. Bina, The transmission of fast neutrons through iron, aluminum, and lead (thesis), AD-236498 (Mar. 1960).
- NE5 E. P. Blizard, CP-6 Thermal shield experiments, CF-52-12-34 (Dec. 6, 1952).
- NE6 E. P. Blizard and J. M. Miller, Radiation attenuation characteristics of structural concrete, ORNL-2193 (Aug. 29, 1958).
- NE7 P. C. Capron and E. Crevecouer, Emergence of slow neutrons from a hydrogenous material, Bull. classe sci. Acad. roy. Belg. **39**, 562 (1953).
- NE8 R. S. Caswell, R. F. Gabbard, D. W. Padgett, and W. P. Doering, Attenuation of 14.1 Mev neutrons in water, Nucl. Sci. Eng. **2**, 143 (1957).
- NE9 G. T. Chapman and C. L. Storrs, Effective neutron removal cross section for shielding, AECD-3978 (Sept. 19, 1955).
- NE10 C. E. Clifford, Measurements of neutron and gamma distribution in 100 percent water from a 28-inch diameter fission source, CF-50-1-153 (Feb. 1, 1950).
- NE11 R. G. Cochran, J. D. Flynn, K. M. Henry, and G. Estabrook, Reactor radiations through slabs of graphite, CF-54-7-105 (July 30, 1954) (decl. Dec. 1, 1955).
- NE12 J. W. Cure and G. S. Hurst, Fast neutron scattering—a correction for dosimetry, Nucleonics **12**, No. 8, p. 36 (1954).
- NE13 J. E. Dacey, R. W. Paine, Jr., and C. Goodman, Nuclear shielding studies III. Shielding properties of various materials against neutrons and gamma rays, NR-022-075 (Oct. 20, 1949).
- NE14 V. Delano and C. Goodman, Shielding properties of the concrete wall of the MIT cyclotron, J. Appl. Phys. **21**, 1040 (1950).
- NE15 F. L. Fillmore, Discussion of the measurements of neutron attenuation by shield materials made on the WBNS, NAA-SR-Memo-1123 (Oct. 14, 1954) (decl. May 11, 1956).
- NE16 J. D. Flynn and G. T. Chapman, Attenuation by Pb of fast neutrons from a fission source, CF-53-3-166 (Mar. 10, 1953) (Decl. Mar. 23, 1956).
- NE17 W. J. Grantham, Barytes concrete for radiation shielding—mix criteria and attenuation characteristics, ORNL-3130 (July 25, 1961).
- NE18 B. Grimeland, Determination of the neutron spectrum by means of boron absorption, JENER Rept. No. 16 (1953) (Norway).
- NE19 J. E. Hill, L. D. Roberts, and T. E. Fitch, I. Slowing down distribution of U(235) fission neutrons from a point source in light water, II. Slowing down distribution to In resonance of U(235) fission neutrons from a point fission source in two aluminum light water mixtures, J. Appl. Phys. **26**, 1013, 1018 (1955).



- NE20 H. E. Hungerford, Some ground scattering experiments performed at the bulk shielding facility, CF-52-4-99, (Apr. 16, 1952) (Decl. Feb. 22, 1957).
- NE21 E. B. Johnson, G. McCammon, and M. P. Haydon, Centerline foil measurements of the thermal neutron intensities for experiment I. CF-5-4-156, (Apr. 18, 1951) (decl. Dec. 15, 1955).
- NE22 F. R. Jones, Shields for neutron sources, HW-21169 (May 1, 1950).
- NE23 A. M. Kogan, C. G. Petrov, L. A. Chudov, and P. A. Yampolskii, The reflection of neutrons of various energies by paraffin and water, *At. Energ.* **7**, 385 (1959); transl. in *Soviet J. At. Energy* **7**, 865 (1961).
- NE24 A. Langsdorf, Jr., R. O. Lane, and J. E. Monahan, Neutron scattering angular distribution, ANL-5567 (June 1956).
- NE25 F. C. Maienschein, G. M. Estabrook, J. D. Flynn, E. B. Johnson and K. M. Henry, Attenuation by water of radiations from a swimming pool type reactor, ORNL-1891 (Sept. 19, 1955).
- NE26 A. M. Munn and B. Pontecorvo, Spatial distribution of neutrons in homogeneous media containing bismuth, lead and iron, *Can. J. Res.* **A25**, 157 (1947).
- NE27 D. R. Otis, Neutron and gamma ray attenuation for a fission source in H<sub>2</sub>O—comparison of theory with LTSP measurements, CF-57-3-48 (Mar. 12, 1957).
- NE28 J. H. Rush, Range of Ra-alpha-Be neutrons in water, *Phys. Rev.* **73**, 271 (1948).
- NE29 A. Salmon, The diffusion length of thermal neutrons in Portland concrete, AERE-R/RI-1943, (Mar. 1955).
- NE30 K. Shure and P. A. Roys, Spatial distribution of thermal neutrons from an N-17 source in water, *Nuc. Sci. Eng.* **2**, 170 (1957).
- NE31 W. W. Dunn, Transmission of fast neutrons through aluminum, iron and lead (thesis, air Force Inst. of Tech.), ASTIA-124760 (Mar. 1957).
- NE32 E. E. Stickley, Neutron capture therapy. Slow neutron depth distribution in tissue, *Radium Therapy Nuclear Medicine* **75**, 609 (1956).
- NE33 J. Tittman, Thermal energy relaxation length of Ra-Be neutrons in water, *Phys. Rev.* **90**, 256 (1953).
- NE34 G. F. Von Dardel, The interaction of neutrons with matter studied with a pulsed neutron source, *Trans. Roy. Inst. Technol.*, (Stockholm), No. 75, 1954.
- NE35 G. T. Western, Experimental determination of neutron flux distributions in slabs and of emergent secondary gamma rays, NARF-62-6T, (June 1962).
- NE36 L. N. Zaitsev, M. M. Komochkov, and B. S. Sychev, High energy neutron attenuation in concrete, *At. Energ.* **12**, 525 (1962).
- NE37 D. L. Broder, A. A. Kutuzov, and V. V. Levin, Shielding properties of water, polyethylene and plexiglass, *Inzh.-Fiz. Zh.*, *Akad. Nauk Belorus, SSSR* **5**, No. 2, 47 (1962), transl. in *JPRS-13609*.
- NE38 V. A. Dulin, Yu. A. Kazanskii, V. P. Mashkovich, E. A. Panov, and S. G. Tsy-pin, Attenuation functions in water for neutrons from isotropic and uni-directional fission sources, *At. Energ.* **9**, 315 (1960); transl. in *Reactor Sci. Technol.* **16**, 321 (1962).
- NE39 J. T. Lence, R. R. Liguori, and A. Lowery, Hand calculation of neutron flux, APEX-652 (July 1961).
- NE40 S. G. Tsy-pin, Use of collimated neutron beam sources in shielding studies (the B-2 assembly of the BR-5 Reactor), *At. Energ.* **12**, 300 (1962).
- NE41 G. T. Western, Energy and angular distribution experiment, Vol. I: Angular distribution of reactor radiation from slabs and of emergent secondary gamma rays, NARF-62-16T (Dec. 31, 1962).

## Electron Penetration Theory (Table 5) (ET)

- ET1 G. D. Archard, Backscattering of electrons, *J. Appl. Phys.* **32**, 1505 (1961).
- ET2 M. J. Berger, Transmission and reflection of electrons by aluminum foils, NBS Tech. Note 187 (Apr. 1, 1963).
- ET3 M. J. Berger, Monte Carlo calculations of the penetration and diffusion of fast charged particles, *Methods in Computational Physics*, pp. 135-215 Vol. **1** (Academic Press, New York, 1963).
- ET4 O. Blunck, Range of fast electrons, *Z. Physik* **131**, 354 (1952).
- ET5 A. E. Boyd and E. E. Morris, Spatial distribution of energy dissipated by fallout beta rays, *Health Phys.* **2**, 321 (1960).
- ET6 J. E. Crew, Calculated energy dissipation distribution in air by fast electrons from a gun source, *J. Res. NBS* **65A** (Phys. and Chem.) No. 2, 113 (1961).
- ET7 R. Engelmann, Scattering and absorption of beta rays in plane geometry, Part II. Theoretical models of Schmidt and Odeblad, *Nukleonik* **3**, 147 (1961).
- ET8 R. T. McGinnies (now R. T. Berger), Energy spectrum resulting from electron slowing down, *NBS Circ.* 597 (Feb. 20, 1959).
- ET9 A. T. Nelms, Energy loss and range of electrons and positrons, *NBS Circ.* 577 (July 1956), suppl. 577 (July 1958).
- ET10 F. Rohrlich and B. C. Carlson, Positron-electron difference in energy loss and multiple scattering, *Phys. Rev.* **93**, 38 (1954).
- ET11 T. Sidei, T. Higashimura, and K. Kinoshita, Monte Carlo calculation of the multiple scattering of the electron, *Memoirs of the Faculty of Engineering, Kyoto Univ.* Vol. **XIX** No. 2 (April 1957).
- ET12 L. V. Spencer, Theory of electron penetration, *Phys. Rev.* **98**, 1597 (1955).
- ET13 L. V. Spencer, Energy dissipation by fast electrons, *NBS Mono.* 1 (Sept. 10, 1959).
- ET14 T. Higashimura, Electron penetration through aluminum, *J. Rad. Res. (Japan)* **2**, 1 (1961).
- ET15 V. J. Linnenbom, Range-energy relations for protons and electrons in Al, Si and SiO<sub>2</sub>, NRL-5828 (July 13, 1962).
- ET16 Z. T. Bödy, On the backscattering of electrons from solids, *Brit. J. Appl. Phys.* **13**, 483 (1962).
- ET17 L. V. Spencer and U. Fano, Energy spectrum resulting from electron slowing down, *Phys. Rev.* **93**, 1172 (1954).

## Electron Penetration Experiments (Table 6) (EE)

- EE1 K. K. Aglintsev and V. P. Kasatkin, Beta spectra at various depths of an irradiated medium, *At. Energ.* **12**, 51 (1962); transl. in *Soviet J. At. Energy* **12**, 51 (1962).
- EE2 B. N. C. Agu, T. A. Burdette, and E. Matsukawa, Transmission of electrons through metallic foils, *Proc. Phys. Soc. (London)* **72**, 727 (1958).
- EE3 A. V. Bialobzheskii and V. D. Val'kov, A method for the determination of the number of stopped electrons and the energy absorbed from a monoenergetic electron beam, *At. Energ.* **4**, 68 (1958); transl. in *Soviet J. At. Energy* **4**, 881 (1958).
- EE4 W. L. Buys, Some experimental results on the angular intensity distribution of backscattering and transmission from an isotropic P-32 beta source on thick and thin plane scattering media, *Z. Physik* **157**, 478 (1960).
- EE5 R. Engelmann, Scattering and absorption of beta rays in plane geometry, Part I. Measurement of transmission and backscattering, *Nukleonik* **3**, 133 (1961).



- EE6 A. E. Grün, Luminescence—photometric measurements of the energy absorption in the radiation field of electron sources for the one-dimensional case in air, *Z. Naturforsch.* **12A**, 89 (1957).
- EE7 G. Harigel, M. Scheer, and K. Shultze, Measurement of the range of 20.4-Mev electrons, *Z. Naturforsch.* **16A**, 132 (1961).
- EE8 F. N. Huffman, spatial distribution of electron depth dose in aluminum, ORNL-2137 (May 9, 1958).
- EE9 W. Minder, Chemical dose measurements of high-energy photons and electrons, selected topics in radiation dosimetry, Intern. Atomic Energy Agency, Vienna (1961).
- EE10 M. Oberhofer and T. Springer, Shielding of beta- and alpha-radiation, *Kerntechnik* **2**, 168 (1960).
- EE11 E. Odeblad and E. Agren, Some further studies on beta ray transmission, *Acta Radiologica* **51**, 128 (1959).
- EE12 S. A. Rothenberg, Coverall shielding to beta radiation, NYO-1543 (Feb. 13, 1951).
- EE13 H. H. Seliger, Transmission of positrons and electrons, *Phys. Rev.* **109**, 1029 (1955).
- EE14 J. G. Trump, K. A. Wright, and A. N. Clark, Distribution of ionization in materials irradiated by two and three million-volt cathode rays, *J. Appl. Phys.* **21**, 345 (1950).
- EE15 N. E. Tsvetaeva, On the shape of the attenuation curve for beta radiation in aluminum, *At. Energy* **9**, 507 (1960); transl. in *Soviet J. At. Energy* **9**, 1056 (1961).
- EE16 K. A. Wright and J. G. Trump, Backscattering of megavolt electrons from thick targets, *J. Appl. Phys.* **33**, 687 (1962).
- EE17 C.-J. Andreen, Electron scattering experiments using an intermediate image beta-ray spectrometer, *Nucl. Instr. Methods* **17**, 321 (1962).
- EE18 C.-J. Andreen, W. Parker, and H. Slatis, Electron scattering measurements using a double focusing beta-ray spectrometer, *Nucl. Instr. Methods* **21**, 329 (1963).
- EE19 A. S. Chhabra, Sr-90-Y-90 beta-ray (and bremsstrahlung) depth-dose measurements in lucite, *Radiology* **79**, 1001 (1962).
- EE20 E. H. Cornish, Ionization distribution in water irradiated with fast electrons, *Intern. J. Appl. Radiation Isotopes* **14**, 81 (1963).
- EE21 L. Daddi and V. D'Angelo, On the identification of beta-emitters by absorption measurements, *Intern. J. Appl. Radiation Isotopes* **14**, 97 (1963).
- EE22 L. Danguy, Contribution to the study of beta backscattering, Monographie No. 10 (Institut Interuniversitaire des Sciences Nucleaires, Brussels) (1962).
- EE23 W. Ehrenberg and D. E. N. King, The penetration of electrons into luminescent materials, *Proc. Phys. Soc.* **81**, 751 (1963).
- EE24 H. Mori and S. Taira, Fundamental considerations in the backscattering of beta rays, *Bunseki Kagaku* **10**, 1326 (1961); transl. into German by P. Buriks (Kernreaktor Bau- und Betriebs-Gesellschaft M.B.H., Karlsruhe) as KFK-TR-114.
- EGT4 M. J. Berger and J. C. Lamkin, Sample calculations of gamma-ray penetration into shelters—contribution of sky-shine and roof contamination, *J. Res. NBS* **60**, 109 (1958) RP2827.
- EGT5 E. P. Blizard, On the disk to point or infinite plane shielding transformations, ORNL-2882 (Dec. 22, 1959).
- EGT6 E. P. Blizard, Some new geometrical transformations for shielding calculations, *Trans. Am. Nucl. Soc.* **3**, 350 (1960).
- EGT7 A. B. Chilton and L. N. Saunders, Fallout protection afforded by below-ground structures, BuDocks Tech. Dig. No. 74 (Feb. 1957).
- EGT8 D. S. Duncan, Cloud—an IBM-709 program for computing gamma-ray dose rate from a radioactive cloud, NAA-SR-Memo-4822 (1959).
- EGT9 C. Eisenhauer, Shielding calculations for civil defense, *Health Phys.* **4**, 129 (1960).
- EGT10 A. Foderaro and F. Obenshain, Fluxes from regular geometrical sources, WAPD-TN-508, (June 1955); changed from Official Use Only (July 18, 1956).
- EGT11 R. Fullwood, S. Holland, R. Liboff, and P. Grant, Applications of infinite plane theory of gamma-scattering, CRLR-502 (Army Chemical Center) (Mar. 5, 1956).
- EGT12 J. H. Hubbell, Dose due to distributed gamma ray sources, NBS Rept. 4928 (Nov. 6, 1956).
- EGT13 J. H. Hubbell, R. L. Bach, and J. C. Lamkin, Radiation field from a rectangular source, *J. Res. NBS* **64C**, (Eng. and Instr.) 121 (1960).
- EGT14 J. H. Hubbell, R. L. Bach, and R. J. Herbold, Radiation field from a circular disk source, *J. Res. NBS* **65C**, (Eng. and Instr.) No. 4, 249, (1961).
- EGT15 J. H. Hubbell and R. L. Bach, Gamma ray buildup data for use in distributed source calculations, NBS Rept. 7501 (May 9, 1962).
- EGT16 E. E. Kovalev, V. I. Popov, and L. N. Smirrenyi, The field of radiation of a rectangular source, *At. Energy* **2**, 181 (1957), transl. in *J. Nucl. Energy* **5**, 424 (1957).
- EGT17 F. J. Krieger, Residual gamma radiation hazard after limited decontamination operations, RM-1226 (RAND) (Apr. 1, 1954).
- EGT18 C. F. Ksanda, A. Moskin, and E. S. Shapiro, Gamma radiation from a rough infinite plane, NRDL-TR-108 (Jan. 18, 1956).
- EGT19 J. C. Ledoux, Nuclear radiation shielding provided by buried shelters, AD-230086, Tech. Rept. 025 (Oct. 27, 1959).
- EGT20 J. C. Ledoux and L. K. Donovan, Shielding factors for underground shelters of various geometric shapes, NP-10032, Tech. Rept. 080 (Apr. 5, 1961).
- EGT21 C. W. Malich and L. A. Beach, Fallout protection afforded by standard enlisted men's barracks, NRL Rept. 4886 (Mar 28, 1957).
- EGT22 J. L. Meredith, Method of evaluation of experimental radiation measurements over a rectangular source, NDL-TR-11 (April 1961).
- EGT23 W. Minder, The distribution of gamma radiation dose near a geometrically simple arrangement of the radiating substance, *Strahlentherapie* **76**, 616 (1946-7).
- EGT24 F. G. Moote, Dose rates from rectangular plaques, *Nucleonics* **19**, No. 7, 102 (1961).
- EGT25 D. P. Osanov and E. E. Kovalev, A shield for gamma radiation sources of rectangular form, *At. Energy* **6**, 670 (1959); transl. in *Soviet J. At. Energy* **6**, 503 (1960).
- EGT26 R. R. Putz and A. Broido, A computational method for gamma radiation intensity in the presence of general shielding and source configurations, Contract No. CD-GA-56-57 (Dec. 18, 1957), Inst. of Engineering Res., Univ. of Calif.

### Elementary Geometries, Theory (Table 7) (EGT)

- EGT1 M. J. Berger, The dose received by partially shielded gamma-ray detectors, NBS Rept. 2902 (Oct. 8, 1954).
- EGT2 M. J. Berger, Effects of boundaries and inhomogeneities on the penetration of gamma radiation, NBS Rept. 4942, (Nov. 20, 1956), also p. 47-92 of general reference G42.
- EGT3 M. J. Berger and J. A. Doggett, Gamma radiation in air due to cloud or ground contamination, NBS Rept. 2224 (June 1, 1953).



- EGT27 C. Schlegel, Computed effects of the roof pitch and the ceilings of houses on the gamma radiation intensity from a roof source field, *Civil Defense Res. Proj., Ser. No. 2, Issue No. 9* (Feb. 2, 1959).
- EGT28 R. M. Sievert, The intensity-distribution of the primary gamma-radiation in the vicinity of medical radium-preparations, *Acta Radiol.* **1**, 89 (1921-2).
- EGT29 J. H. Smith and M. L. Storm, Generalized off-axis distributions from disk sources of radiation, *J. Appl. Phys.* **25**, 519 (1954).
- EGT30 L. V. Spencer, see general reference [G1].
- EGT31 I. Benfenati, Generalization of some basic results of shielding theory to anisotropic sources, *Energia Nucl. (Milan)* **8**, 467 (1961).
- EGT32 A. W. Casper and J. G. Carver, comparison of computed centerline dose rates from different areas of a source plate, *APEX-507* (Nov. 1958).
- EGT33 C. Eisenhauer, An engineering method for calculating protection afforded by structures against fallout radiation, *NBS Rept. 7810* (Feb. 28, 1963).
- EGT34 S. S. Holland, Jr., and R. Gold, Gamma dose rate from neutron-induced activity in the earth, *NDL-TR-41 (TO-B 62-64)* (Oct. 15, 1962).
- EGT35 M. Leimdörfer, Multiple scattering of gamma radiation in a spherical concrete wall room, *AE-94* (Stockholm) (Dec. 1962).
- ETG36 M.E. Rose, Geometrical corrections for anisotropically emitting sources, *ORNL-2050*, (Mar. 19, 1956).
- EGT37 V. E. Yakhontova, A. M. Kononenko, and V. A. Petrov, Dose distribution along the axis of a flat beta source. I. Single medium, *Radio-biologiya* **1**, 452 (1961); II. Multicomponent medium, **2**, 166 (1962).
- EGE10 F. J. Davis and P. W. Reinhardt, Radiation measurements over simulated plane sources, *Health Phys.* **8**, 233 (1962).
- EGE11 F. J. Davis and P. W. Reinhardt, editors, *Extended and point-source radiometric program, CEX-60.3* (Aug. 8, 1962).
- EGE12 C. Eisenhauer, Analysis of experiments on light residential structures with distributed Co-60 sources, *NBS Rept. 6539* (Oct. 15, 1959).
- EGE13 F. S. Goulding and G. Cowper, Hazard due to beta-radiation from fission products deposited on the ground after an atomic explosion, *CREL-529* (Jan. 1953).
- EGE14 J. E. Hill, Effects of environment in reducing dose rates produced by radioactive fallout from nuclear explosions, *RM-1285-1 (RAND)* (Sept. 28, 1954).
- EGE15 C. M. Huddleston, Z. G. Burson, R. M. Kinkaid, and Q. G. Klinger, Ground roughness effects on the energy and angular distribution of gamma radiation from fallout, E. G. and G. Interim Test Report CEP 62.81 (Oct. 1962).
- EGE16 U. Ya. Margulis and A. V. Khrustalev, On the spatial distribution of the gamma-ray dose from a plane source, *At. Energ.* **3**, 338 (1957); transl. in *Intern. J. Appl. Radiation Isotopes* **4**, 109 (1958).
- EGE17 R. L. Mather, R. F. Johnson and F. M. Tom-novec, Gamma radiation field above fallout-contaminated ground, *Health Phys.* **8**, 245 (1962).
- EGE18 G. E. Plummer, A study of geometry and barrier attenuation generated by a vertical slab exposed to a plane Co-60 source, *Trans. Am. Nucl. Soc.* **5**, 222 (1962).
- EGE19 C. L. Schlemm, A. E. Anthony, Jr., and Z. G. Burson, Scattered gamma radiation measurements from a Co-60 contaminated field, *AFSWC-TN-59-6* (Jan. 1959).
- EGE20 C. L. Schlemm and A. E. Anthony, Jr., Scattered gamma radiation measurements from a lanthanum-140 contaminated field, *AFSWC-TN-59-18* (June 1959).
- EGE21 M. A. Schmoke and R. E. Rexroad, Attenuation of simulated fallout radiation by the roof of a concrete blockhouse, *NDL-TR-6* (Aug. 1961).
- EGE22 M. J. Schumchyk and H. J. Tiller, Ground penetrating radiation (lip contribution) in a foxhole from a fallout field simulated by Co-60, *NDL-TR-3* (Dec. 1960).
- EGE23 S. Tomoeda, M. B. Hastings, and B. W. Shum-way, Source geometry effects on gamma ray penetration into a compartmented structure, pp. 223-30 of general reference G43.
- EGE24 C. E. Clifford, Effects of ground roughness on the gamma dose from Cs-137 contamination, *DRCL Rept. No. 401* (Mar. 1963).
- EGE25 J. L. Donovan, Three-plaque, two-pass irradiator, *Nucleonics* **19**, No. 7, 104 (1961).
- EGE26 S. A. E. Johansson, On the possibility of using model experiments to study shielding problems, *Nucl. Sci. Eng.* **14**, 196 (1962).
- EGE27 J. M. Ferguson, Ground roughness effects for fallout-contaminated terrain: comparison of measurements and calculations, *USNRDL-TR-645* (May 7, 1963).

### Elementary Geometries, Experiments (Table 8) (EGE)

- EGE1 J. A. Auxier, J. O. Buchanan, C. Eisenhauer, and H. E. Menker, Experimental evaluation of the radiation protection afforded by residential structures against distributed sources, *CEX-58.1* (Jan. 19, 1959).
- EGE2 J. F. Batter, An experimental determination of "in and down" scattering of Co-60 gamma rays from a plane source, *Trans. Am. Nucl. Soc.* **4**, 262 (1961).
- EGE3 J. F. Batter and A. W. Starbird, Attenuation of Co-60 radiation from a source distributed around a concrete blockhouse, *TO-B 61-34* (June 1961).
- EGE4 J. F. Batter and A. Starbird, The effect of limited strips of contamination on the dose rate in a multistory windowless building, *Vol. 1*, 20 psf wall and floor thickness, *TO-B 62-26*, (Apr. 30, 1962).
- EGE5 W. Bernstein, D. Clarens, and M. Weiss, Studies on the propagation of gamma rays in air, *BNL-1707, AFSWP-449* (1953).
- EGE6 R. J. Brodeur and J. F. Batter, Radiation reflected into an underground shelter by a projecting air vent, *TO-B 62-10*, (Mar. 15, 1962).
- EGE7 Z. Burson and H. Borella, Experimental evaluation of the radiation protection provided by an earth-covered shelter, *CEX-60.6*, (Apr. 1961), issuance date (Feb. 1962).
- EGE8 C. E. Clifford, Gamma dose in a hole in a uniformly contaminated plane—contribution by ground penetration, *Can. J. Phys.* **39**, 604 (1961).
- EGE9 C. E. Clifford, Use of models for gamma shielding studies, *DRCL Rept. No. 364* (Feb. 1962).
- D1 J. R. Barcus, Transmission of neutrons by cylindrical ducts penetrating radiation shields, *Sandia Corp. AEC Rept. SCTM 21-59(16)* (Mar. 25, 1959).

### Ducting (Table 9) (D)



- D2 R. E. Benenson and A. N. Fasano, The transmission of fission neutrons having energy above the S-32 (n, p)P-32 threshold by straight cylindrical ducts in H<sub>2</sub>O. WADC-TR-57-89 (Feb. 1957).
- D3 B. R. Bergelson, Calculation of the passage of fast neutrons through cylindrical channels in a biological shield, *At. Energ.* **10**, 388 (1961); transl. in *Soviet J. At. Energy* **10**, 378 (1962).
- D4 D. G. Chappell, Gamma-ray streaming through a duct, *Nucleonics* **15**, No. 7, p. 65 (1957).
- D5 A. B. Chilton, Further analysis of gamma ray attenuation in two-legged rectangular ducts, NCEL Rept. TN-412, (May 11, 1961).
- D6 C. E. Clifford, Gamma shielding provided by ducts, DRCL Rept. 370 (May 1962), Def. Res. Bd. of Canada—Ottawa).
- D7 C. Eisenhauer, Scattering of Co-60 gamma radiation in air ducts, NBS Tech. Note. No. 74 (Oct. 1960).
- D8 E. Fisher, The streaming of neutrons in shields, *Nuclear Sci. Eng.* **1**, 222 (1956).
- D9 D. W. Green, Attenuation of gamma radiation in a two-legged 11-inch rectangular duct, NCEL Tech. Rept. R-195 (May 2, 1962).
- D10 C. C. Horton, The shielding of helical ducts, *Nuclear Sci. Eng.* **6**, 525 (1959).
- D11 C. C. Horton and D. B. Halliday, The attenuation of thermal neutrons in cylindrical ducts through a water shield, AERE-SWP/P28 (Jan. 1956).
- D12 C. C. Horton, D. B. Halliday, J. R. A. Lakey, and J. R. Harrison, The transmission of thermal neutrons in a straight annular duct, AERE-SWP/P27, (Jan. 1956).
- D13 H. E. Hungerford, Transmission of monoenergetic neutrons around a bend in a pipe carrying a scattering and weakly absorbing medium, *Nucl. Sci. Eng.* **2**, No. 1, suppl. 33-4 (1959).
- D14 J. C. Ledoux and A. B. Chilton, Gamma ray streaming through two-legged rectangular ducts, *Nucl. Sci. Eng.* **11**, 362 (1961).
- D15 J. C. Ledoux and A. B. Chilton, Attenuation of gamma radiation through two-legged rectangular ducts and shelter entranceways—an analytical approach, NCEL Rept. TN-383 (Jan. 20, 1961).
- D16 V. N. Mironov, Transmission of radiation through ducts, *At. Energ.* **12**, 211 (1962).
- D17 J. W. Neuberger and R. L. Johnston, Spatial distribution of neutrons beyond a straight cylindrical duct through a shield, NARF-57-1T. (Jan. 15, 1957).
- D18 M. J. Novak, Transmission of neutron flux through graphite ducts, ASAE-11, (Apr. 1, 1957), American Standard, Atomic Energy Division, Redwood City, Calif.
- D19 C. M. Park, C. B. Agnihotri, and J. Silverman, Interim report on scattering of gammas through ducts, Univ. of Maryland Rept. UMNE-2 (June 1, 1962).
- D20 B. T. Price, C. C. Horton, and K. T. Spinney, Effect of ducts and voids in shields, pp. 197-211 of general reference G48.
- D21 F. X. Rizzo, A. Quadrado, and C. Eisenhauer, Attenuation of Co-60 gamma radiation through air ducts in concrete shields, pp. 411-20 of Proc. of 8th Conf. on Hot Labs. and Equipment, San Francisco (Dec. 13-15, 1960); TID-7599.
- D22 T. Rockwell III, Editor, Effect of irregularities in shield, chap. 8 of general reference G52.
- D23 G. M. Roe, The penetration of neutrons through an empty cylindrical duct in a shield, KAPL-712 (Mar. 29, 1952).
- D24 F. J. Shore and R. D. Shamberger, The transmission of neutrons through ducts in water, BNL-390, (Mar. 1, 1956); see also BNL Reports 2019 to 2024, 2027-8.
- D25 A. Simon, Ducts through shields, pp. 695-699 of general reference G26, reference re gamma ray ducting is made to BNL classified work by H. J. Kouts and W. W. Pratt.
- D26 A. Simon and C. E. Clifford, The attenuation of neutrons by air ducts in shields, *Nucl. Sci. Eng.* **1**, 156 (1956).
- D27 C. W. Terrell, A. J. Jerri and R. Lyday, Jr., Radiation streaming in ducts and shelter entranceways, Final Report ARF-1158A02-7 (April 1962).
- D28 J. M. Champman, Gamma dose rates and energy spectra in a 3-foot square duct, USNCEL Tech. Note, N-443 (June 29, 1962).
- D29 T. R. Fowler and C. H. Dorn, Gamma ray attenuation in a 12-inch diameter round concrete duct, USNCEL TN-465 (Nov. 5, 1962).
- D30 D. C. Piercey and D. E. Bendall, The transmission of fast neutrons along air filled ducts in water, AEEW Rept. R69 (June 1962).
- D31 D. C. Piercey, The transmission of thermal neutrons along air filled ducts in water, AEEW Rept. R70 (June 1962).
- D32 D. G. Collins, An application to Monte Carlo methods to duct streaming research, FZM-2773 (Nov. 28, 1962).

### Realistic Structures

- RS1 J. F. Batter and A. W. Starbird, Attenuation of Co-60 radiation by a simple structure with a basement, TO-B 61-38 (July 1961).
- RS2 J. F. Batter, A. L. Kaplan and E. T. Clarke, An experimental evaluation of the radiation protection afforded by a large modern concrete office building, CEX-59.1 (Jan. 22, 1960).
- RS3 H. Borella, Z. Burson and J. Jacovitch, Evaluation of the fallout protection afforded by Brookhaven National Laboratory Medical Research Center, CEP 60.1 (Feb. 1961).
- RS4 Z. Burson, D. Parry, and H. Borella, Experimental evaluation of the fallout radiation protection afforded by a typical southwestern residential home, CEX-60.5 (Feb. 1962).
- RS5 E. T. Clarke, J. F. Batter, and A. L. Kaplan, Measurement of attenuation in existing structures of radiation from simulated fallout, Tech. Op. Report TO-B 59-4 (Apr. 27, 1959).
- RS6 J. R. Cunningham, R. Wilson, F. A. Bury, and J. K. M. Flexman, Protection factors for houses using radioactive sources, DRCL-260 (Nov. 1957); Defence Res. Bd., Ottawa, Canada.
- RS7 R. T. Graveson, Radiation protection within a standard housing structure, NYO-4714 (Nov. 1956).
- RS8 C. W. Malich and L. A. Beach, Radiation protection afforded by barracks and underground shelters, NRL-5017 (Aug. 22, 1957).
- RS9 A. G. McDonald, The penetration of gamma radiation from a uniform contamination into houses, a first report on some field trials, Home Office, CD/SA-69. (Jan. 1956).
- RS10 R. R. Putz and E. Kuykendall, A comparison of computed and experimentally observed intensity levels for various gamma radiation source distributions and shielding conditions in residential structures, Civil Defense Res. Proj. Ser. No. 2, Issue No. 16 (Feb. 2, 1959).
- RS11 A. Rudloff, Determining the protection value of buildings against fallout radiation, *Atompraxis* **7**, 11 (1961).
- RS12 B. W. Shumway, S. Tomoeda, G. E. Plummer, W. G. Miller, and M. B. Hastings, The dose distribution within an aircraft carrier exposed to uniform Co-60 contamination on the flight deck, USNRDL-TR-466 (Oct. 4, 1960).
- RS13 L. V. Spencer and C. Eisenhauer, Calculation of protection factors for the national fallout shelter survey, NBS Report 7539 (July 3, 1962).
- RS14 A. W. Starbird, J. F. Batter, Jr., and H. A. Mehlhorn, Modeling techniques as applied to fallout simulation on residential-type structures and some preliminary results, TO-B 61-35 (July 8, 1961).



- RS15 T. D. Strickler and J. A. Auxier, Experimental evaluation of the radiation protection afforded by typical Oak Ridge homes against distributed sources, CEX-59.13 (Apr. 14, 1960).
- RS16 S. Tomoeda, M. B. Hastings and W. G. Miller, Experimental data of gamma-ray penetration into the compartments of a light aircraft carrier, USNRDL-TR-412 (Apr. 6, 1960).
- RS17 S. Tomoeda, W. E. Kreger, M. B. Hastings, and W. G. Miller, Gamma-ray penetration into the compartments of a light aircraft carrier, USNRDL-TR-343 (July 7, 1959).
- RS18 W. F. Waldorf, Jr., A correlation between theory and experiment in ship shielding studies, USNRDL-TR-373 (Oct. 13, 1959).
- RS19 Z. G. Burson, Experimental evaluation of the fall-out radiation protection provided by selected structures in the Los Angeles area, CEX-61.4 (Feb. 26, 1963).
- RS20 J. C. LeDoux, Equivalent building method of fall-out radiation shielding analysis and design, (OCD) Vol. 2 (Sept. 1963).

### Author Index

- Abbatt, J. D., G3.  
 Abbott, L. S., G6.  
 Aglintsev, K. K., EE1.  
 Agnihotri, C. B., D19.  
 Agren, E., EE11.  
 Agu, B. N. C., EE2.  
 Ajzenberg, F., ref. 1 in text.  
 Akkerman, A. F., GT1.  
 Albert, R. D., NT1.  
 Albright, G. H., G2.  
 Albright, R. W., G65.  
 Allen, F. J., NT44, 45, 46, 47.  
 Anderson, A. D., GT18.  
 Anderson, D. C., GT49, 50.  
 Andreen, C. J., EE17, 18.  
 Anthony, A. E., NT2; EGE19, 20.  
 Archard, G. D., ET1.  
 Aronson, R., GT41; NT7, 21.  
 Auslender, S., GT2.  
 Auxier, J. A., EGE1; RS15.  
 Avery, A. F., NT48.
- Babb, D. D., NE1.  
 Bach, R. L., EGT13, 14, 15.  
 Baer, W., NE2.  
 Baldwin, J. A., G75.  
 Ballou, N. E., SD3.  
 Baran, J. A., G74.  
 Barcus, J. R., D1.  
 Barr, T. A., NE3.  
 Batter, J. F., EGE2, 3, 4, 6; RS1, 2, 5, 14.  
 Batzel, R. E., SD1.  
 Baumgardt, N. R., GT 65; NT22.  
 Beach, L. A., GT43, 44; GE1, 2; EGT21; RS8.  
 Belov, S. P., GE27.  
 Bendall, D. E., NT49; D30.  
 Benenson, R. E., D2.  
 Benfenati, I., G62; EGT31.  
 Benoit, J. W., GT24.  
 Bergelson, B. R., D3.  
 Berger, M. J., G18, 74; GT3, 4, 5, 6, 7, 8, 9, 10; NT3; ET2, 3; EGT1, 2, 3, 4.  
 Bernstein, W., GE55; EGE5.  
 Bethe, H. A., NT4.  
 Bialobzheskii, A. V., EE3.  
 Bigelow, S. R., NT43.  
 Biggers, W. A., NT5.  
 Bina, M. J., NE4.  
 Biram, M. B., NT36.  
 Birkhoff, R. D., G4.  
 Bjärngard, B., GE59.  
 Björnerstedt, R., SD2.  
 Blizard, E. P., G5, 6, 74; NE5, 6; EGT5, 6.  
 Blunck, O., ET4.
- Boag, J. W., GE58.  
 Bock, E., G7.  
 Bödy, Z. T., ET16.  
 Bolles, R. C., SD3.  
 Bond, V. P., SD20.  
 Borella, H., EGE7; RS3, 4.  
 Borg, D. C., SD4.  
 Bostick, L. H., G60.  
 Bowman, L. A., GT51.  
 Boyd, A. E., ET5.  
 Boyer, L. L., G2.  
 Braestrup, C. B., G8.  
 Broder, D. L., GE3; NE37.  
 Brodeur, R. J., EGE6.  
 Broido, A., EGT26.  
 Brooks, F. C., G9.  
 Brown, L. J., NT5.  
 Brownell, G. L., G25.  
 Brownell, L. E., G14.  
 Bruce, W. R., GT11; GE60.  
 Brunelet, L., G63.  
 Buchanan, J. O., G13; EGE1.  
 Bulatov, B. P., GE4, 5.  
 Burdette, T. A., EE2.  
 Bureau of Yards and Docks, G10.  
 Burrell, M. O., GT12; NT6.  
 Burson, Z. G., EGE7, 15, 19; RS3, 4, 19.  
 Burton, B. S., GE6, 52.  
 Bury, F. A., RS6.  
 Buys, W. L., EE4.
- Cain, V. R., G68.  
 Callahan, E. D., G64.  
 Cannon, E. W., G11.  
 Capo, M. A., GT13.  
 Capron, P. C., NE7.  
 Carlson, B. C., ET10.  
 Carruthers, J. A., GE8.  
 Carver, J. G., EGT32.  
 Casper, A. W., EGT32.  
 Caswell, R. S., NE8.  
 Certaine, J., NT7, 8, 21.  
 Chapman, G. T., NE9, 16.  
 Chapman, J. M., D28.  
 Chappell, D. G., D4.  
 Chhabra, A. S., EE19.  
 Chilton, A. B., G12, 74; GT14, 15, 17; EGT7; D5, 14, 15.  
 Chudov, L. A., NE23.  
 Clack, R. W., G74.  
 Clarens, D., EGE5.  
 Clark, A. M., EE14.  
 Clark, F. H., G68; SD5.  
 Clarke, E. T., G13, 74; GE7, 41; RS2, 5.  
 Clifford, C. E. (DRCL), GE8; EGE8, 9, 24; D6.  
 Clifford, C. E. (ORNL), NE10; D26.  
 Cochran, R. G., NE11.  
 Collins, D. G., D32.  
 Cook, C. S., SD6, 7.  
 Coombe, J. R., G64.  
 Cooper, E. P., G42.  
 Cooper, J. W., SD18; NT3.  
 Coppinger, E. A., GT52.  
 Cornish, E. H., EE20.  
 Cowell, W. L., G38.  
 Cowper, G., EGE13.  
 Crevecouer, E., NE7.  
 Crew, J. E., ET6.  
 Cribbs, D. L., GT12; NT6.  
 Cunningham, J. R., GE8; RS6.  
 Cure, J. W., NE12.
- Dacey, J. E., NE13.  
 Daddi, L., EE21.  
 Dahlstrom, T. S., GE9.  
 D'Angelo, V., EE21.  
 Danguy, L., EE22.  
 Davis, F. J., GE10; EGE10, 11.  
 Dawson, D. M., GT16.

Delano, V., NE14.  
 Demidov, A. M., SD12.  
 Dennis, R., G14.  
 De Wames, R. E., NE1.  
 Dill, A. F., G2.  
 Dixon, W. R., GE61.  
 Doering, W. P., NE8.  
 Doggett, J. A., GT7; EGT3.  
 Doggett, W. O., G74.  
 Dolan, P. J., SD8.  
 Donovan, J. L., EGE25.  
 Donovan, L. K., GT14, 17; EGT20.  
 Dorn, C. H., D29.  
 Drummond, W. E., NT9.  
 Dulin, V. A., NE38.  
 Duncan, D. S., EGT8.  
 Duneer, A., NT32.  
 Dunn, W. W., NE31.  
  
 Ebert, H. G., GE11.  
 Eddy, A., NT27.  
 Ehrenberg, W., EE23.  
 Eisenhauer, C., GT19; EGT9, 33; EGE1, 12; D7, 21;  
 RS13.  
 Elliot, J. O., GE12.  
 El Nady, L., GE65.  
 Emergency Measures Organization, Privy Council Office,  
 Ottawa, Canada, G15.  
 Enge, R. O., G2.  
 Engelmann, R., ET7; EE5.  
 Engle, L. B., SD9.  
 Ermakov, S. M., GT53.  
 Estabrook, G. M., SD25; NE11, 25.  
 Etherington, H., G16.  
  
 Fano, U., G17, 18; GT34; ET17.  
 Farras, R. T., GE12.  
 Fasano, A. N., D2.  
 Faulkner, J. E., NT10.  
 Faust, W. R., GT18, 44; GE1, 2, 13, 14.  
 Feix, M., NT11.  
 Ferguson, J. M., NT37; EGE27.  
 Fessler, T. E., NT51.  
 Fillmore, F. L., NE15.  
 Fisher, E., D8.  
 Fisher, P. C., SD9.  
 Fitch, T. E., NE19.  
 FitzSimons, N., G74.  
 Fletcher, E. R., G65.  
 Flew, E. M., GT54.  
 Flexman, J. K. M., RS6.  
 Flynn, J. D., NE11, 16, 25.  
 Foderaro, A. H., G2; NT12; EGT10.  
 Fowler, T. R., D29.  
 Francis, J. E., SD10.  
 Freiling, E. C., SD11.  
 French, R. L., G19; NT13.  
 Fullwood, R., EGT11.  
 Futterer, A. T., NT44, 45, 46, 47.  
 Futtermenger, W., GE62.  
  
 Gabbard, R. F., NES.  
 Galanter, L., GE46.  
 Gamble, R. L., SD10.  
 Garrett, C., GE15.  
 Garusov, E. A., GE5.  
 Gates, L. D., GT19.  
 Glasstone, S., G20.  
 Glubrecht, H., GE62.  
 Golbek, G. R., GE16.  
 Gold, R., GE41; EGT34.  
 Goldstein, H., G21, 22; SD21; GT20; NT8, 21.  
 Gonzalez, G., GE28.  
 Goodman, C., NE13, 14.  
 Gorshkov, G. M., GE17.  
 Goulding, F. S., EGE13.  
 Grant, P., EGT11.  
 Grantham, W. J., NE17.  
 Grass, R. C., G26.  
  
 Graveson, R. T., RS7.  
 Green, D. W., D9.  
 Grimeland, B., NE18.  
 Groshev, L. V., SD12.  
 Grotenhuis, M., G23, 59.  
 Grün, A. E., EE6.  
 Gusev, N. G., G24.  
  
 Haggmark, L. G., GE50.  
 Halliday, D. B., D11, 12.  
 Hammitt, F. G., G66.  
 Harigel, G., EE7.  
 Harris, J. W., GE25.  
 Harrison, J. R., D12.  
 Hashmi, C. M. H., GE63.  
 Hastings, M. B., EGE23, RS12, 16, 17.  
 Haydon, M. P., NE21.  
 Hayward, E., GT21; GE18, 19, 21.  
 Hebel, W., G67.  
 Henry, K. M., NE11.  
 Herbold, R. J., EGT14.  
 Hettinger, G., GE20.  
 Higashihara, Y., GE67.  
 Higashimura, T., ET11, 14.  
 Hilgeman, J., NT19.  
 Hill, J. E., NE19; EGE14.  
 Hill, W. H., G2.  
 Hine, G. J., G25.  
 Hogerton, J. F., G26.  
 Holland, L. B., G68.  
 Holland, S. S., NT14, 15, 16; EGT11, 34.  
 Hollister, W. L., G27.  
 Holoviak, D., GT13.  
 Holte, G., NT17.  
 Home Office, London, G28.  
 Horton, C. C., G48; D10, 11, 12, 20.  
 Hubbell, J. H., GT21; GE19, 21; EGT12, 13, 14, 15.  
 Huddleston, C. M., GT15; EGE15.  
 Huffman, F. N., EE8.  
 Hull, J. L., G68.  
 Hungerford, H. E., NE20; D13.  
 Hurst, G. S., G51; NE3, 12.  
 Hurwitz, H., NT4.  
 Hyodo, T., GE22, 64.  
  
 Isenberg, M. W., G2.  
 Ishimatsu, K., GE23.  
 Ivanova, V. I., G69.  
  
 Jacovitch, J., RS3.  
 Jaeger, R. G., G29.  
 Jaeger, T., G30.  
 James, B. T., GT54.  
 Jarnholt, M., G7.  
 Jaworowski, T. R., GE36.  
 Jenkins, F. A., GT35.  
 Jerri, A. J., D27.  
 Jester, W. A., G2.  
 Johansson, S. A. E., EGE26.  
 Johns, H. E., GT11.  
 Johnson, E. B., NE21.  
 Johnson, M. H., GE14.  
 Johnson, R. F., EGE17.  
 Johnson, W. P., GT16, 24.  
 Johnston, R. L., D17.  
 Jones, A. R., GE24.  
 Jones, B. L., GE25.  
 Jones, F. R., NE22.  
 Jones, R. D., NT52.  
  
 Kahn, H., G31.  
 Kaipov, D. K., GT1.  
 Kalos, M., GT22; NT18, 21.  
 Kaness, R. H., G2.  
 Kaplan, A. L., RS2, 5.  
 Kasatkin, V. P., EE1.  
 Kawai, H., Ref. 2 in text.  
 Kayurin, Yu. P., GE3.  
 Kazanskii, Yu. A., GE26, 27, 69; NE38.



Keller, F. L., NT19.  
 Keller, J. W., GE28.  
 Kennedy, R. J., GE31.  
 Khrustalev, A. V., EGE16.  
 Kimel, L. R., GE29, 30, 71.  
 Kimel, W. R., G74.  
 Kinder, M. B., G32.  
 King, D. E. N., EE23.  
 Kinkaid, R. M., EGE15.  
 Kinney, W. E., NT20.  
 Kinosita, K., ET11.  
 Kirk, W. L., GT16.  
 Kirn, F. S., GE31.  
 Kleinecke, D. C., G33.  
 Klinger, Q. G., EGE15.  
 Koch, H. W., SD23; GE58.  
 Kodyukov, V. M., GE17, 32.  
 Kogan, A. M., NE23.  
 Kohr, K. C., NT5.  
 Komochkov, M. M., NE36.  
 Kom'shin, V. A., GT53.  
 Kononenko, A. M., EGT37.  
 Kovalev, E. E., EGT16, 25.  
 Kreger, W. E., G43; GT31; GE49; RS17.  
 Krieger, F. J., EGT17.  
 Krumbain, A. D., NT21.  
 Ksanda, C. F., EGT18.  
 Kuehn, H., NT27.  
 Kukhtevich, V. I., G34; GE33, 34, 35, 69.  
 Kunkel, W. P., GE25.  
 Kusik, C. L., GE36.  
 Kutuzov, A. A., GE3; NE37.  
 Kuykendall, E., RS10.  
  
 Lakey, J. R. A., G3; D12.  
 Lamkin, J., GT36, 37, 38; EGT4, 13.  
 Lane, R. O., NE24.  
 Langsdorf, A., NE24.  
 Larichev, A. V., GE37.  
 Lauritsen, T., ref. 1 in text.  
 LeDoux, J. C., G35, 74; EGT19, 20; D14, 15; RS20.  
 Leimdörfer, M., GT55, 56; EGT35.  
 Leipunskii, O. I., G36, 37; GE30, 38, 71.  
 Lence, J. T., NE39.  
 Leshchinskii, N. I., GT23.  
 Levin, V. V., NE37.  
 Liboff, R., EGT11.  
 Liguori, R. R., NE39.  
 Linnenbom, V. J., ET15.  
 Love, D., SD13.  
 Love, F. A., SD25; GE43.  
 Lowder, W. M., GT59.  
 Lowery, A., NE39.  
 Lutensko, V. N., SD12.  
 Lyday, R., D27.  
 Lynch, R. E., GT24.  
 Lynn, R. L., GE49.  
  
 MacDonald, D., SD13.  
 MacDonald, J. E., GT65; NT22.  
 Mackin, J., SD13.  
 Maerker, R. E., G68.  
 Mahmoud, K. A., GE39, 65.  
 Maienschein, F. C., SD14; GE43; NE 25.  
 Malich, C. W., EGT21; RS8.  
 Manning, J. J., G68.  
 Marcum, J. I., GT57; NT23.  
 Margulis, U. Ya., EGE16.  
 Mashkovich, V. P., NE38.  
 Maskewitz, B. F., G71.  
 Mather, R. L., SD15; NT37; EGE17.  
 Mathias, D. J., G3.  
 Matsukawa, E., EE2.  
 Matusevich, E. S., GE27.  
 Matveev, V. V., GE16, 40.  
 McCammon, G., NE21.  
 McDonald, A. G., RS9.  
 McElhinney, J., GE58.  
 McGinnies, R. T., ET8.  
  
 McMath, R., GE41.  
 Mehl, C. R., NT24.  
 Mehlhorn, H. A., GE41, RS14.  
 Menker, H. E., EGE1.  
 Meredith, J. L., EGT22.  
 Merrill, M., G38.  
 Miller, C. F., SD16.  
 Miller, J. M., NE6.  
 Miller, W. G., RS12, 16, 17.  
 Minder, W., G39; EE9; EGT23.  
 Mironov, V. N., D16.  
 Mitchell, V. J., GE42, 66.  
 Mittleman, P. S., NT21.  
 Mochizuki, H., GE67.  
 Monahan, J. E., NE24.  
 Moote, F. G., EGT24.  
 Morgan, P. B., NT25.  
 Mori, H., EE24.  
 Morris, E. E., ET5.  
 Morse, D. C., GE36.  
 Moskin, A., EGT18.  
 Moteff, J., G40, SD17.  
 Munn, A. M., NE26.  
 Murray, F. H., NT26.  
 Myers, R. D., GE12.  
  
 Nagato, K., GE67.  
 National Bureau of Standards, G41.  
 Nelms, A. T., SD18; ET9.  
 Nesmith, D. A., G74.  
 Neuberger, J. W., D17.  
 Nishiwaki, Y., ref. 2 in text.  
 Novak, M. J., D18.  
 Nuclear Shielding Supplies and Services, Inc., G44.  
  
 Obenshain, F., NT12, 27; EGT10.  
 Oberhofer, M., GT58; EE10.  
 O'Brien, K., GT59.  
 OCDM, Washington, D.C., G45, 46, 47.  
 Odeblad, E., EE11.  
 Omoda, E., NT2.  
 O'Reilly, B. D., GT25.  
 Osanov, D. P., EGT25.  
 Otis, D. R., NE27.  
 Owen, W. L., G70.  
  
 Padgett, D. W., NE8.  
 Paine, R. W., NE13.  
 Panchenko, A. N., GE71.  
 Panov, E. A., NE38.  
 Park, C. M., D19.  
 Parker, W., EE18.  
 Parry, D., RS4.  
 Pearson, M. L., GE60.  
 Peebles, G. H., GT26.  
 Peelle, R. W., SD25; GE43.  
 Pelekhov, V. I., SD12.  
 Penny, S. K., G71; GT60, 63; NT57.  
 Perkins, J. F., GT27.  
 Perret, R. F. D., G65.  
 Peterson, R. H., NT53.  
 Petrov, C. G., NE23.  
 Petrov, V. A., EGT37.  
 Piercey, D. C., D30, 31.  
 Plawchan, J. D., GT44.  
 Plesch, R., GT61.  
 Plummer, G. E., EGE18; RS12.  
 Podgor, S., NT28.  
 Pontecorvo, B., NE26.  
 Popov, V. I., EGT16.  
 Preiser, S., NT21.  
 Price, B. T., G48; D20.  
 Ptitsyn, A. R., NT54.  
 Pullman, L., GT28.  
 Purohit, S. N., G14.  
 Putz, R. R., EGT26; RS10.  
  
 Quadrado, A., D21.

Raleigh, H. D., G49.  
 Raso, D. J., GT8, 29, 30.  
 Ravillious, C. F., GE12.  
 Reinhardt, P. W., GE10; EGE10, 11.  
 Rexroad, R. E., GE44; EGE21.  
 Richards, P. I., GE7; NT14, 15.  
 Riese, G. R., G72.  
 Risley Group, Lancashire, England, G50.  
 Ritchie, R. H., G51.  
 Ritz, V. H., GE45.  
 Rizzo, F. X., GE46; D21.  
 Roberts, L. D., NE19.  
 Roberts, T. D., NT55.  
 Rockwell, T., G52; D22.  
 Roe, G. M., D23.  
 Roembke, J. E., G74.  
 Rohrllich, F., ET10.  
 Rose, M. E., EGT36.  
 Rosenblum, L., G64.  
 Rothenberg, S. A., EE12.  
 Roys, P. A., GE47; NE30.  
 Rudloff, A., G54; RS11.  
 Rush, J. H., NE28.

Sakharov, V. N., GE38, 48.  
 Salmon, A., NE29.  
 Sam, D., SD13.  
 Sauermaun, P. F., G73.  
 Sauerwein, K., G53.  
 Saunders, L. N., EGT7.  
 Scheer, M., EE7.  
 Schiff, D., NT29.  
 Schlegel, C., EGT27.  
 Schlemm, C. L., EGE19, 20.  
 Schmoke, M. A., GE44; EGE21.  
 Schultz, H. GE62.  
 Schumchyk, M. J., EGE22.  
 Scofield, N. E., GT31; GE49, 50.  
 Scoles, J. F., SD19.  
 Seliger, H. H., EE13.  
 Serduke, J. T., GT31.  
 Shamberger, R. D., D24.  
 Shapiro, E. S., EGT18.  
 Shelton, F. H., NT30.  
 Shemetenko, B. P., GE33, 34, 35.  
 Shiel, V. W., GT16.  
 Shimizu, S., GE64.  
 Shishkina, V. A., GE70.  
 Shlyapnikov, R. S., GE40.  
 Shore, F. J., D24.  
 Shultze, K., EE7.  
 Shumway, B. W., EGE23; RS12.  
 Shure, K., GT32; GE47; NE30.  
 Sidel, T., ET11.  
 Sievert, R. M., EGT28.  
 Silverman, J., D19.  
 Simon, A., D25, 26.  
 Sinitsyn, B. I., GE34; NT56.  
 Slatis, H., EE18.  
 Sleeper, H. P., NT50.  
 Smirenniy, L. N., EGT16.  
 Smith, J. H., EGT29.  
 Smith, R. B., GE42.  
 Sokolov, A. D., GE16, 40.  
 Solon, L. R., GT59.  
 Sondhaus, C. A., SD19.  
 Soole, B. W., GE51.  
 Spencer, L. V., G1, 18, 74; GT9, 10, 33, 34, 35, 36, 37, 38, 39, 40; ET12, 13, 17; EGT30; RS13.  
 Spielberg, D., G55; NT31, 32.  
 Spinney, K. T., G43, 56; NT33; D20.  
 Springer, T., GT58; EE10.  
 Starbird, A. W., EGE3, 4; RS1, 14.  
 Starfelt, N., GE20.  
 Steinberg, H., GT41.  
 Stephenson, R., G57.  
 Stern, H. E., G68; NT34.  
 Stickley, E. E., NE32.  
 Stinson, F., GT39.

Stokes, J. R., GE52.  
 Storm, M. L., EGT29.  
 Storrs, C. L., NE9.  
 Strawson, D. G., GE36.  
 Strickler, T. D., RS15.  
 Strobel, G. L., GT62.  
 Strobe, W. E., G74.  
 Stuart, G. W., NT35.  
 Sybesma, C., GE68.  
 Sychev, B. S., NE36.

Taira, S., EE24.  
 Tait, J. H., NT36.  
 Tanaka, Y., GE67.  
 Taylor, J. J., GT42; GE47.  
 Terrell, C. W., D27.  
 Theus, R. B., GT43, 44; GE1.  
 Thompson, W. E., GE9; NT37.  
 Tiller, H. J., EGE22.  
 Tittman, J., NE33.  
 Titus, W. F., GE21, 53, 54.  
 Tomnovec, F. M., EGE17.  
 Tomoeda, S., EGE23; RS12, 16, 17.  
 Tonks, L., NT4.  
 Trampus, A., GT65; NT22.  
 Troubetzkoy, E., SD21.  
 Trubey, D. K., G71; GT45, 51, 63; NT57.  
 Trump, J. G., EE14, 16.  
 Tsvetaeva, N. E., EE15.  
 Tsy-pin, S. G., G34; GE35, 69; NT56; NE38, 40.

Valentin, S., NT11.  
 Valkov, V. D., EE3.  
 Van Tuyl, H. H., G58.  
 Vasilev, V. A., GE70.  
 Verde, M., NT38.  
 Vernon, A. R., GT64.  
 Von Dardel, G. F., NE34.

Wainwright, A., G75.  
 Waldorf, Jr., W. F., RS18.  
 Walker, R. L., G59.  
 Ward, D. R., G68.  
 Watt, B. E., SD22.  
 Weiss, M. M., GE55; EGE5.  
 Wells, M. B., G19; GT46; NT40.  
 Welton, T. A., NT1.  
 Western, G. T., NE35, 41.  
 Wheeler, D. M., G60.  
 White, G. R., GE56.  
 Whyte, G. N., G61; GE15, 57.  
 Wick, G. C., NT38, 40.  
 Wigner, E. P., NT41.  
 Wilkins, J. E., GT20.  
 Williams, J. A., NT53.  
 Wilson, R., RS6.  
 Wilson, R. R., GT47.  
 Wohl, M. L., NT51.  
 Wolf, C., GT40.  
 Wright, K. A., EE14, 16.  
 Wright, W. P., NT44, 45, 46, 47.  
 Wyckoff, H. O., G8; GE31.  
 Wyckoff, J. M., SD23.

Yakhontova, V. E., EGT37.  
 Yampolskii, P. A., SD24; NE23.  
 Yori-hisa, K., GE67.  
 Young, G., NT41.

Zaitsev, L. N., NE36.  
 Zandle, B., GE58.  
 Zerby, C. D., GT24, 48; NT19, 42.  
 Zigman, P., SD13.  
 Zobel, W., SD25.  
 Zolotukhin, V. G., GT53.  
 Zweifel, P. F., NT43.



## THE NATIONAL BUREAU OF STANDARDS

The scope of activities of the National Bureau of Standards at its major laboratories in Washington, D.C., and Boulder, Colorado, is suggested in the following listing of the divisions and sections engaged in technical work. In general, each section carries out specialized research, development, and engineering in the field indicated by its title. A brief description of the activities, and of the resultant publications, appears on the inside of the front cover.

### WASHINGTON, D.C.

**Electricity.** Resistance and Reactance. Electrochemistry. Electrical Instruments. Magnetic Measurements. Dielectrics. High Voltage. Absolute Electrical Measurements.

**Metrology.** Photometry and Colorimetry. Refractometry. Photographic Research. Length. Engineering Metrology. Mass and Volume.

**Heat.** Temperature Physics. Heat Measurements. Cryogenic Physics. Equation of State. Statistical Physics.

**Radiation Physics.** X-ray. Radioactivity. Radiation Theory. High Energy Radiation. Radiological Equipment. Nucleonic Instrumentation. Neutron Physics.

**Analytical and Inorganic Chemistry.** Pure Substances. Spectrochemistry. Solution Chemistry. Standard Reference Materials. Applied Analytical Research. Crystal Chemistry.

**Mechanics.** Sound. Pressure and Vacuum. Fluid Mechanics. Engineering Mechanics. Rheology. Combustion Controls.

**Polymers.** Macromolecules: Synthesis and Structure. Polymer Chemistry. Polymer Physics. Polymer Characterization. Polymer Evaluation and Testing. Applied Polymer Standards and Research. Dental Research.

**Metallurgy.** Engineering Metallurgy. Metal Reactions. Metal Physics. Electrolysis and Metal Deposition.

**Inorganic Solids.** Engineering Ceramics. Glass. Solid State Chemistry. Crystal Growth. Physical Properties. Crystallography.

**Building Research.** Structural Engineering. Fire Research. Mechanical Systems. Organic Building Materials. Codes and Safety Standards. Heat Transfer. Inorganic Building Materials. Metallic Building Materials.

**Applied Mathematics.** Numerical Analysis. Computation. Statistical Engineering. Mathematical Physics. Operations Research.

**Data Processing Systems.** Components and Techniques. Computer Technology. Measurements Automation. Engineering Applications. Systems Analysis.

**Atomic Physics.** Spectroscopy. Infrared Spectroscopy. Far Ultraviolet Physics. Solid State Physics. Electron Physics. Atomic Physics. Plasma Spectroscopy.

**Instrumentation.** Engineering Electronics. Electron Devices. Electronic Instrumentation. Mechanical Instruments. Basic Instrumentation.

**Physical Chemistry.** Thermochemistry. Surface Chemistry. Organic Chemistry. Molecular Spectroscopy. Elementary Processes. Mass Spectrometry. Photochemistry and Radiation Chemistry.

**Office of Weights and Measures.**

### BOULDER, COLO.

**Cryogenic Engineering Laboratory.** Cryogenic Processes. Cryogenic Properties of Solids. Cryogenic Technical Services. Properties of Cryogenic Fluids.

#### CENTRAL RADIO PROPAGATION LABORATORY

**Ionosphere Research and Propagation.** Low Frequency and Very Low Frequency Research. Ionosphere Research. Prediction Services. Sun-Earth Relationships. Field Engineering. Radio Warning Services. Vertical Soundings Research.

**Troposphere and Space Telecommunications.** Data Reduction Instrumentation. Radio Noise. Tropospheric Measurements. Tropospheric Analysis. Spectrum Utilization Research. Radio-Meteorological. Lower Atmosphere Physics.

**Radio Systems.** Applied Electromagnetic Theory. High Frequency and Very High Frequency Research. Frequency Utilization. Modulation Research. Antenna Research. Radiodetermination.

**Upper Atmosphere and Space Physics.** Upper Atmosphere and Plasma Physics. High Latitude Ionosphere Physics. Ionosphere and Exosphere Scatter. Airglow and Aurora. Ionospheric Radio Astronomy.

#### RADIO STANDARDS LABORATORY

**Radio Standards Physics.** Frequency and Time Disseminations. Radio and Microwave Materials. Atomic Frequency and Time-Interval Standards. Radio Plasma. Microwave Physics.

**Radio Standards Engineering.** High Frequency Electrical Standards. High Frequency Calibration Services. High Frequency Impedance Standards. Microwave Calibration Services. Microwave Circuit Standards. Low Frequency Calibration Services.


#### NBS LABORATORY ASTROPHYSICS GROUP

(Joint Institute for Laboratory Astrophysics at Univ. of Colo.)



















REYNOLDS  
BINDERY, INC.

JUNE 1972

