


NAT'L INST. OF STAND & TECH



A11106 851433

NBS

PUBLICATIONS



NBS SPECIAL PUBLICATION 260

1975-76 Edition

U.S. DEPARTMENT OF COMMERCE / National Bureau of Standards

CATALOG OF NBS STANDARD REFERENCE MATERIALS

QC

100

.U57

no. 260

1975-76

C.2

NATIONAL BUREAU OF STANDARDS

The National Bureau of Standards¹ was established by an act of Congress March 3, 1901. The Bureau's overall goal is to strengthen and advance the Nation's science and technology and facilitate their effective application for public benefit. To this end, the Bureau conducts research and provides: (1) a basis for the Nation's physical measurement system, (2) scientific and technological services for industry and government, (3) a technical basis for equity in trade, and (4) technical services to promote public safety. The Bureau consists of the Institute for Basic Standards, the Institute for Materials Research, the Institute for Applied Technology, the Institute for Computer Sciences and Technology, and the Office for Information Programs.

THE INSTITUTE FOR BASIC STANDARDS provides the central basis within the United States of a complete and consistent system of physical measurement; coordinates that system with measurement systems of other nations; and furnishes essential services leading to accurate and uniform physical measurements throughout the Nation's scientific community, industry, and commerce. The Institute consists of a Center for Radiation Research, an Office of Measurement Services and the following divisions:

Applied Mathematics — Electricity — Mechanics — Heat — Optical Physics — Nuclear Sciences² — Applied Radiation² — Quantum Electronics³ — Electromagnetics³ — Time and Frequency² — Laboratory Astrophysics³ — Cryogenics³.

THE INSTITUTE FOR MATERIALS RESEARCH conducts materials research leading to improved methods of measurement, standards, and data on the properties of well-characterized materials needed by industry, commerce, educational institutions, and Government; provides advisory and research services to other Government agencies; and develops, produces, and distributes standard reference materials. The Institute consists of the Office of Standard Reference Materials and the following divisions:

Analytical Chemistry — Polymers — Metallurgy — Inorganic Materials — Reactor Radiation — Physical Chemistry.

THE INSTITUTE FOR APPLIED TECHNOLOGY provides technical services to promote the use of available technology and to facilitate technological innovation in industry and Government; cooperates with public and private organizations leading to the development of technological standards (including mandatory safety standards), codes and methods of test; and provides technical advice and services to Government agencies upon request. The Institute consists of a Center for Building Technology and the following divisions and offices:

Engineering and Product Standards — Weights and Measures — Invention and Innovation — Product Evaluation Technology — Electronic Technology — Technical Analysis — Measurement Engineering — Structures, Materials, and Life Safety⁴ — Building Environment⁴ — Technical Evaluation and Application⁴ — Fire Technology.

THE INSTITUTE FOR COMPUTER SCIENCES AND TECHNOLOGY conducts research and provides technical services designed to aid Government agencies in improving cost effectiveness in the conduct of their programs through the selection, acquisition, and effective utilization of automatic data processing equipment; and serves as the principal focus within the executive branch for the development of Federal standards for automatic data processing equipment, techniques, and computer languages. The Institute consists of the following divisions:

Computer Services — Systems and Software — Computer Systems Engineering — Information Technology.

THE OFFICE FOR INFORMATION PROGRAMS promotes optimum dissemination and accessibility of scientific information generated within NBS and other agencies of the Federal Government; promotes the development of the National Standard Reference Data System and a system of information analysis centers dealing with the broader aspects of the National Measurement System; provides appropriate services to ensure that the NBS staff has optimum accessibility to the scientific information of the world. The Office consists of the following organizational units:

Office of Standard Reference Data — Office of Information Activities — Office of Technical Publications — Library — Office of International Relations.

¹ Headquarters and Laboratories at Gaithersburg, Maryland, unless otherwise noted; mailing address Washington, D.C. 20234.

² Part of the Center for Radiation Research.

³ Located at Boulder, Colorado 80302.

⁴ Part of the Center for Building Technology.

JUL 18 1975

not acc.

QC150

.U57

no. 260

1975-76

C.2

Catalog of NBS Standard Reference Materials 1975-76 Edition

Special publication no. 250

Office of Standard Reference Materials
Institute for Materials Research
National Bureau of Standards
Washington, D.C. 20234

CAUTION: The values given in the following sections are listed primarily as a guide to purchaser. The values shown are nominal and may differ from those shown on the certificates. Space limitations have required that some values be omitted. For these reasons, the certificates issued with the standards should always be consulted to obtain the certified values.



U.S. DEPARTMENT OF COMMERCE, Rogers C. B. Morton, Secretary
NATIONAL BUREAU OF STANDARDS, Richard W. Roberts, Director

Issued June 1975

Library of Congress Cataloging in Publication Data

United States. National Bureau of Standards. Office of Standard Reference Materials.

Catalog of NBS Standard Reference Materials.

(NBS Special Publication; 260)

Published 1965-1969 under title: Catalog and Price List of Standard Reference Materials issued by the National Bureau of Standards; published in 1970: Catalog of Standard Reference Materials; in 1973: Standard Reference Materials; 1973 catalog. Supt. of Docs. No. C 13.10:260

I. Materials—Standards—United States—Catalogs. I. Title. II. Series: United States. National Bureau of Standards, Special Publication; 260.

QC100.U57 No. 260, 1975 [TA404.5] 389'.08s [620.1'1]
75-1209

National Bureau of Standards Special Publication 260

(Supersedes NBS Spec. Publ. 260-1973 Editions)

Nat. Bur. Stand. (U.S.), Spec. Publ. 260-1975-76 catalog, 90 pages (June 1975)

CODEN: XNBSAV

U.S. GOVERNMENT PRINTING OFFICE
WASHINGTON: 1975

For sale by the Superintendent of Documents, U.S. Government Printing Office, Washington, D.C. 20402
(Order by SD Catalog No. C13.10:260-1975-76 cat.) Price \$1.50 (Add 25 percent additional for other than U.S. mailing)

CONTENTS

	Page		Page
GENERAL INFORMATION	1	Electron Probe Microanalytical Standards	29
PREPARATION AND AVAILABILITY OF STANDARD REFERENCE MATERIALS . . .	1	Primary, Working, and Secondary Standard Chemicals	31
Ordering		Microchemical Standards	31
Terms		Clinical Laboratory Standards	32
Domestic Shipments		Biological Standards	32
Foreign Shipments		Environmental Standards	33
CHEMICAL COMPOSITION STANDARDS	10	Analyzed gases	
Steels (chip form)	10	Analyzed liquids	
Plain carbon		Analyzed solids	
Low alloy		Permeation tubes	
High alloy		Trace elements in fossil fuels	
Stainless		Forensic Standards	35
Tool		Hydrocarbon Blends	35
Steels (granular form)	13	Metallo-Organic Compounds	36
Steels (solid form)	14	Fertilizers	36
Special ingot irons and low alloy		Ores	37
Stainless		Cements	38
Specialty		Minerals, Refractories, Carbides, and Glasses . .	38
High-temperature alloys		Trace Element Standards	40
Tool		Nuclear Materials	41
Steelmaking Alloys	19	Special nuclear materials	
Cast Irons (chip form)	20	Plutonium assay	
Cast Steels, White Cast Irons, Ductile Irons, and Blast Furnace Irons (solid form)	21	Plutonium isotopic	
Nonferrous Alloys (chip form)	22	Uranium assay	
Aluminum		Uranium isotopic	
Cobalt		Neutron density standards	
Copper		Fission track glass standards	
Lead		Isotopic Reference Standards	43
Magnesium		PHYSICAL PROPERTY STANDARDS	44
Nickel		Ion Activity Standards	44
Nickel oxide		pH standards	
Selenium		pD standards	
Tin		Ion selective electrodes	
Titanium		Mechanical and Metrology Standards	45
Zinc		Coating thickness	
Zirconium		Glass	
Nonferrous Alloys (solid form)	24	Elasticity	
Copper		Density	
Lead		Polymer	
Nickel		Heat Standards	51
Tin		Superconductive thermometric fixed point devices	
Titanium		Freezing points	
Zinc		Defining fixed points	
Zirconium		Determined reference points	
Gases in Metals	28	Melting points	
High-Purity Metals	29	Calorimetry	
		Combustion	
		Solution	
		Heat source	

	Page		Page
Enthalpy and heat capacity		Sizing Standards	64
Differential thermal analysis		Glass spheres for particle size	
Vapor pressure		Turbidimetric and fineness (cement)	
Thermal conductivity		Color Standards	64
Thermal expansion		The ISCC-NBS centroid color charts	
Thermocouple materials		Paint pigment	
Magnetic Standards	54	Light-sensitive papers	
Magnetic susceptibility		Light-sensitive plastic chips	
Optical Standards	55	X-ray and Photographic Standards	65
Spectrophotometry		Surface Flammability Standards	65
Color standards for spectrophotometric-		Smoke Density Chamber Standards	65
tristimulus integrator systems		Water Vapor Permeance	66
Glass filters		Internal Tearing Resistance Paper	66
Liquid filters		Tape Adhesion Testing Standard	66
Quartz Cuvette			
Thermal emittance		RESEARCH MATERIALS	67
Reflectance		High-Purity Materials	
Refractive index		SEM Resolution Test Specimen	
Radioactivity Standards	58	Phosphors	
Alpha-particle standards		GENERAL MATERIALS	68
Beta-particle and gamma-ray gas standards		Hydrogen in Steel	
Alpha-particle, beta-particle, gamma-ray, and		Nickel and Vanadium in Residual Oil	
electron-capture solution standards,		Absorbent Clay, (ASTM D2007)	
Contemporary standard for carbon-14 dat-			
ing laboratories		COMPUTER PROGRAMS FOR METRIC CON-	
Environmental standards		VERSION	68
Low energy photon sources			
Gamma-ray "point-source" standards		OTHER SERVICES OF THE NATIONAL	
Radium gamma-ray solution standards		BUREAU OF STANDARDS	69
Radium solution standards for radon analy-		Calibration and Test Services	
sis		Standards Information Services	
Radioactivity standard reference materials		Standard Reference Data	
currently not in stock		Technical Publications	
Metallurgical	61	GUIDE FOR REQUESTING THE DEVELOP-	
Mössbauer	61	MENT OF STANDARD REFERENCE MATE-	
X-ray Diffraction	61	RIALS	72
Permittivity	62	INDEXES	
Reference Fuels	62	Alphabetical Index	73
Resistivity	62	Numerical Index to SRM Certificates	80
ENGINEERING TYPE STANDARDS	63		
Standard Rubber and Rubber-Compounding			
Materials	63		
Reference Magnetic Tapes	63		

STANDARD REFERENCE MATERIALS

Issued by the National Bureau of Standards

This Catalog lists and describes the Standard Reference Materials (SRM's), Research Materials (RM's), and General Materials (GM's) currently distributed by the National Bureau of Standards, as well as many of the materials currently in preparation. SRM's are used to calibrate measurement systems and to provide a central basis for uniformity and accuracy of measurement. The unit and quantity, the type, and the certified characterization are listed for each SRM, as well as directions for ordering. The RM's are not certified, but are issued to meet the needs of scientists engaged in materials research. RM's are issued with a "Report of Investigation," the sole authority of which is the author of the report. The GM's are standardized by some agency other than NBS. NBS acts only as a distribution point and does not participate in the standardization of these materials. Announcements of new and renewal SRM's, RM's, and GM's are made in the semi-annual supplements to this Catalog, SRM Price List, and in scientific and trade journals.

Key words: Analysis; characterization; composition; properties; Standard Reference Materials; Research Materials; General Materials.

General Information

All of the Standard Reference Materials (SRM's), Research Materials (RM's), and General Materials (GM's) listed in this Catalog bear distinguishing names and numbers by which they are permanently identified. Each SRM, RM, or GM bearing a given designation is of identical characterization with every other sample bearing the same designation, within the limits required by the use for which it is intended; or if necessary, it is given a serial number and an individual calibration.

The first SRM's issued by the Bureau were a group of ores, irons, and steels certified for chemical composition, and by custom they came to be called "standard samples." At present, nearly 900 SRM's are available, covering a wide range of chemical and physical properties, and the designation, Standard Reference Material, is more appropriate. As the number of SRM's has increased, so has the variety, with such new groups being established as: clinical laboratory standards, nuclear materials, glass viscosity standards, rubber and rubber compounding materials, color standards, and coating thickness standards. These groups are listed under the headings: Standards of Certified Chemical Composition, Standards of Certified Physical Properties, Engineering Type Standards, Research Materials, or General Materials. The groups of materials under these general headings are listed in the

Table of Contents. An alphabetical index provides the location of a particular material, or group of similar materials. A numerical index provides the date of the current Certificate issued with these materials.

The detailed listing of materials indicates the nominal certification for which the material is issued, but the Certificate must be consulted for the actual certification. A number of SRM's are issued for which it is not feasible to supply numerical values, or for which such certification would not be useful. These SRM's provide assurance of identity among all samples with the same designation, and permit standardization of test procedures and referral of physical or chemical data on unknown materials to a common basis.

Preparation and Availability of Standard Reference Materials

New SRM's are prepared each year and are announced through periodic supplements to this Catalog as well as directly, to prospective users.

The preparation of "renewal" SRM's is intended to be completed by the time the existing supply of each kind of material is exhausted, but this is not always possible. The renewal will not usually be identical to its predecessor, but will be quite similar especially with regard to the characteristics certified, and generally the

renewal can be used in place of its predecessor. As an example, when the first 0.1 percent carbon Bessemer steel was prepared in 1909, it was called Standard Sample No. 8. During the following years, a number of renewal batches, 8a, 8b, etc., were prepared; SRM 8j is now available and represents the 10th renewal batch of 0.1 percent carbon Bessemer steel. While each of these batches differ somewhat in detailed analysis from one batch to another, all retain the relatively high level of phosphorus, sulfur, and nitrogen, and low alloy metal content characteristic of this type of material. It is not possible to supply preceding numbers of a renewal series when the stock is exhausted. If little demand exists or an alternate source of supply has become available for a material, production may be discontinued permanently or until sufficient justification is obtained to warrant renewal.

Supplements to the Catalog are issued periodically to keep it current. These supplements provide a complete list of the available SRM's and their prices and provide descriptions of SRM's issued since the latest Catalog was printed.

Ordering

Orders should be addressed to the Office of Standard Reference Materials, Room B311, Chemistry Building, National Bureau of Standards, Washington, D.C. 20234. Telephone (301) 921-2045. Orders should give the amount (number of units), catalog number and name of the standard requested. For example: 1 each, No. 11h, Basic-Open-Hearth Steel, 0.2 percent C. These materials are distributed only in the units listed.

Acceptance of an order does not imply acceptance of any provision set forth in the order contrary to the policy, practice, or regulations of the National Bureau of Standards or the U.S. Government.

Orders received for "out-of-stock" materials are cancelled if only out-of-stock items are ordered. On other orders, shipment is made of available materials and out-of-stock items are cancelled. Back-orders are not accepted for out-of-stock materials; if a renewal lot of material is available, it will be furnished automatically.

Terms

Prices are given in the SRM Price List. These prices are subject to revision and orders will be billed for prices in effect at the time of shipment. New SRM Price Lists, when issued, are sent to users who have made purchases during the preceding twelve months, and to persons or organizations who request them. No discounts are given on purchases of Standard Reference Materials.

Remittances of the purchase price need not accompany purchase orders. Payment of invoices is expected

within 30 days of receipt of an invoice. Payment on foreign orders may be made by any of the following:

- (a) UNESCO coupons,
- (b) banker's draft against U.S.A. bank,
- (c) bank to bank transfer to a U.S.A. bank,
- (d) letter of credit* on a U.S.A. bank, or
- (e) by International Money Order.

Pro-forma invoice service will frequently require 6 to 8 weeks to process, and will be furnished only to those requiring such service.

*Letters of Credit may be used as advance payment for SRM's. Letters of credit will be accepted from banks in the United States only. Listed below are the only documents that we will furnish:

- (1) Six Commercial Invoices
- (2) Packing List
- (3) Certificate of Origin
- (4) Airway Bill (only if material is shipped Collect).

If we ship material (*Prepaid*) International Air Parcel Post, we cannot furnish receipt.

Domestic Shipments

Shipments of material (except for certain restricted categories, e.g., hydrocarbons, special nuclear materials, compressed gases, rubber, rubber compounding materials, and radioactive standards) intended for the United States, Mexico, and Canada are normally shipped prepaid (providing that the parcel does not exceed the weight limitations as prescribed by Postal Laws and Regulations) unless the purchaser requests a different mode of shipment, in which case the shipment will be sent collect. The Bureau does not prepay such shipping charges. Hydrocarbons, organic sulfur compounds, compressed gases, rubber, rubber compounding materials, radioactive standards, and similar materials are shipped express collect.

Foreign Shipments

Orders for small weight shipments will be shipped by prepaid International Air Parcel Post. Other shipments will be shipped prepaid International Parcel Post, except those shipments exceeding the parcel post weight limitations, which must be handled through an agent (shipping or brokerage firm) located in the U.S.A. as designated by the purchaser. Shipments handled through an agent will be packed for overseas shipment and forwarded via express collect to the U.S.A. firm designated as agent.

NOTE: Orders and inquiries submitted in English will be processed more rapidly than those requiring translations.

Introducción

Todo el Material de Referencia de Normas (Standard Reference Materials—SRM's), Material de Investigación (Research Materials—RM's), y Material General (General Materials—GM's), que figura en este Catálogo lleva nombres y números que lo identifican en forma permanente. Cada SRM, RM o GM designado en forma específica, tiene características idénticas a las de todas las demás muestras que llevan la misma designación, dentro de los límites que requiere el uso al cual está destinada; o, en caso necesario, se le asigna un número de serie y una calibración individual.

Los primeros SRM's emitidos por la Dirección fueron un grupo de minerales, hierros y aceros certificados en cuanto a su composición química, y se tomó la costumbre de llamarlos "muestras de normas" (standard samples). En la actualidad se cuenta con más de 900 SRM's que cubren una amplia gama de propiedades químicas y físicas, y la designación "Material de Referencia de Norma" (Standard Reference Material) es más apropiada. A medida que ha aumentado el número de SRM's, ha aumentado la diversidad de éstos, estableciéndose nuevos grupos, tales como normas para laboratorios clínicos, materiales nucleares, normas de viscosidad de vidrio, normas para goma y compuestos para goma, normas de colores, así como normas de grosor de revestimiento. Estos grupos figuran bajo los encabezamientos: Normas de Composición Química Certificada (Standards of Certified Chemical Composition), Normas de Propiedades Físicas Certificadas (Standards of Certified Physical Properties), Normas de Tipo de Ingeniería (Engineering Type Standards), Materiales de Investigación (Research Materials), o Materiales Generales (General Materials). Los grupos de materiales que corresponden a estos títulos generales aparecen en el Índice de Materias. Un índice alfabético indica la ubicación de determinado material. Un índice numérico ofrece la fecha del Certificado vigente emitido con los materiales en cuestión.

La lista detallada de materiales indica la certificación nominal para la cual se emite el material, pero es necesario consultar el Certificado para encontrar la certificación precisa. Se emite SRM's para los cuales no es factible suministrar valores numéricos o para los cuales tal certificación no sería útil. Estos SRM's ofrecen la seguridad de que son idénticas todas las muestras que llevan la misma designación, lo cual permite normalizar los procedimientos de prueba y referir a una base común los datos físicos o químicos de materiales desconocidos.

Norma de Renovación y Descontinuación Materiales de Referencia

Se tiene el propósito de completar la preparación de SRM's "de renovación" para cuando estén agotadas las existencias de cada clase de material, pero esto no es

siempre posible. Por lo general, el material de renovación no será idéntico a su predecesor, pero será bastante similar, en especial en lo que a las características certificadas se refiere, y por lo general la renovación puede ser utilizada en lugar de su predecesor. Por ejemplo, en 1909, cuando se preparó el primer acero Bessemer con 0.1 por ciento de carbono, fué designado como "Standard Sample No. 8." Durante los años subsiguientes, fueron preparados lotes de renovación 8a, 8b, etc. En la actualidad está disponible el SRM 8j, que "Standard Sample No. 8." Durante los años subsiguientes, fueron preparados lotes de renovación 8a, 8b, etc. En la actualidad está disponible el SRM 8j, que representa la décima renovación de acero Bessemer con 0.1 por ciento de carbono. Si bien cada uno de estos lotes difiere en algo en cuanto a análisis detallado entre lote y lote, todos ellos tienen el nivel relativamente alto de contenido de fósforo, azufre, nitrógeno y metal de baja aleación que es característico de este material. Una vez agotadas las existencias, no es posible suministrar números precedentes de una serie de renovaciones. Si existe poca demanda o se encuentra disponible una fuente alternativa de suministro de determinado material, es posible que la producción sea descontinuada en forma permanente, o hasta que se obtenga justificación suficiente para una renovación.

Nuevo Material de Referencia de Normas

De cuando en cuando se emite nuevos SRM's, los cuales son anunciados mediante suplementos semestrales de este Catálogo, por el NBS Technical News Bulletin, mediante informativos enviados a publicaciones científicas, técnicas y del ramo, así como directamente a los usuarios en potencia.

Suplementos de Catálogo

Por lo general, las Listas de Precios y Disponibilidad de SRM's (SRM Price and Availability List) son preparadas semestralmente para mantener al día el Catálogo. Estos suplementos ofrecen una lista completa de los SRM's disponibles, así como sus precios, y dan la descripción de SRM's emitidos desde que fuera impreso el último Catálogo.

Pedidos

Los pedidos deberán ser hechos a la siguiente dirección:

Office of Standard Reference Materials
Room B311, Chemistry Building
National Bureau of Standards
Washington, D.C. 20234

El teléfono es (301) 921-2045.

En los pedidos se deberá indicar el número de unidades, número y nombre del SRM. Por ejemplo: 1 muestra, No. 11h, Acero Siemens-Martin Básico, 0.2 por ciento C. Estos materiales son distribuidos solamente en las unidades que figuran en la lista.

Pedidos que se recibe por materiales "agotados" son cancelados y devueltos si se ha pedido solamente artículos agotados. En caso contrario, se remite los materiales disponibles y se cancela los materiales agotados. No se acepta pedidos retroactivos por materiales agotados; si un lote de material de renovación está disponible será suministrado en forma automática.

Condiciones

Los precios aparecen en la Lista de Precios y Disponibilidad de SRM's (SRM Price and Availability List). Estos precios están sujetos a cambio y se facturará los pedidos a los precios que estén en vigencia en el momento en que se hace el embarque. Al ser emitidas las nuevas Listas de Precios y Disponibilidad, son enviadas a los usuarios que han hecho compras en el curso de los doce meses precedentes, y a las personas u organizaciones que las solicitan. No se hace descuentos en las compras de Materiales de Referencia de Normas.

Ordenes de compra no necesariamente tienen que ir acompañadas del valor de la compra. Se espera que las facturas sean pagadas a los treinta días de recibidas. El pago de pedidos desde el extranjero se puede hacer mediante cualquiera de los siguientes:

- (a) cupones de la UNESCO,
- (b) giro bancario contra un banco estadounidense,
- (c) transferencia de banco a un banco en los Estados Unidos,
- (d) carta de crédito* en un banco en los Estados Unidos, o
- (e) Giro Internacional.

Suele requerir 8 semanas procesar facturas pro-forma, y serán suministradas solamente a aquellos que requieren de tal servicio.

*Se pueden emplear letras de crédito para pagos por adelantado de los SRM. Se aceptarán únicamente letras de crédito de bancos en los Estados Unidos. A continuación se indican los únicos documentos que habremos de suministrar:

- (1) Seis Facturas Comerciales
- (2) Lista de Embalaje
- (3) Certificado de Origen
- (4) Factura de Embarque Aéreo (solamente si el material se remite contra reembolso). No podemos suministrar un recibo cuando remitimos por el Servicio Postal Aéreo Internacional (porte pagado).

Remesas dentro del País

Los materiales (a excepción de ciertas categorías restringidas, por ejemplo hidrocarburos, materiales nucleares especiales, gases comprimidos, compuestos orgánicos de azufre y muestras radioactivas) destinados a los Estados Unidos, México y el Canadá, por lo general son remesados con porte pagado (siempre y cuando que el paquete no exceda las limitaciones prescritas por las Leyes y el Reglamento Postal), a no ser que el comprador solicite una forma de embarque diferente, en cuyo caso se enviará con flete por pagar. Esta Dirección no paga por tales fletes. Hidrocarburos, compuestos orgánicos de azufre, gases comprimidos, materiales para compuestos de goma, muestras radioactivas y material similar, son remitidos por expreso con flete por cobrar.

Embarques al Extranjero

Embarques de poco peso por valor de mas de \$100 dólares con porte pagado serán enviados por encomienda aérea con flete pagado. Los embarques que excedan las limitaciones de encomienda postal deberán ser manejados por intermedio de un agente (empresa de transportes o corredor) ubicado en los Estados Unidos, según indicación del comprador. Tales paquetes serán embalados para embarque marítimo y remesados como expreso por cobrar a la empresa en los Estados Unidos que ha sido designada como agente.

Pedidos que no han sido pagados serán embarcados con flete pagado por Encomienda Postal Internacional, sujeto a limitaciones en cuanto a tamaño, peso y categoría de material. Cualquier otra forma de embarque solicitado por un cliente deberá ser pagada por ese cliente. (Embarques que por cualquier motivo sean excluidos de remesa por Encomienda Postal Internacional deberán ser manejados por intermedio de un agente [empresa de transporte or corredor] ubicado en los Estados Unidos, según indicación del comprador.) Tales paquetes serán embalados para embarque marítimo y remesados como expreso por cobrar a la empresa en los Estados Unidos que ha sido designada como agente.

Nota: Pedidos y consultas presentados en idioma inglés serán tramitados en forma mas rápida que aquellos que requieren traducción.

Avant-Propos

Toutes les mesures étalon des matériaux classés dans la catégorie SRM (Standard Reference Material) celles des matériaux de recherche ou RM (Research Material), et celles des matériaux divers ou GM (General Material) répertoriés dans ce catalogue se sont vus attribuer une désignation et un numéro de référence distincts afin de les identifier à titre permanent. Chacun des matériaux tombant dans les catégories SRM, RM ou GM est

identique en ce qui concerne sa caractérisation à tout autre échantillon de même désignation, compte tenu des tolérances établies pour son usage. Si nécessaire, le matériau reçoit un numéro de série et un calibrage individuel.

Les titrages des premiers SRM établis par le Service des Poids et Mesures concernaient certains minerais, du fer et des aciers qui, par la suite, devaient être désignés sous le nom de "échantillon-type" (Standard samples). A l'heure actuelle, il existe plus de 900 SRM aux propriétés chimiques et physiques très variées. Il est donc apparu plus approprié de les désigner sous le nom de "Mesures étalon pour matériaux répertoriés" (Standard Reference Materials). Au fur et à mesure que le nombre de SRM augmentait il en était de même de la diversité des nouvelles catégories de normes à établir pour, par exemple: les laboratoires médicaux, les matériaux nucléaires, la viscosité dynamique du verre, le caoutchouc et ses dérivés, les produits colorants et l'épaisseur des enduits et revêtements. Des rubriques spéciales ont été établies à cet effet: Normes de composition chimique (Standards of Certified Chemical Composition); Normes de propriétés physiques (Standards of Certified Physical Properties); Normes d'Engineering (Engineering Type Standards); Matériaux de recherche (Research Materials); ou Matériaux divers (General Materials). Les catégories de matériaux répertoriés sous ses rubriques sont indiquées à la table des matières. Il suffit de consulter l'index présenté par ordre alphabétique pour trouver la page se rapportant à un matériau particulier. Un index numérique fournit la date de délivrance du brevet correspondant aux normes exigées pour tel ou tel matériau.

La liste détaillée des matériaux constituant une homologation à caractère purement nominal, il est nécessaire de consulter le brevet délivré pour chacun des matériaux par le Service des Poids et Mesures. Il existe cependant un certain nombre de SRM pour lesquels il est impossible de fournir des valeurs numériques ou pour lesquels une telle certification serait inutile. Ces SRM sont identiques aux autres échantillons de même désignation. Ils permettent d'une uniformisation des méthodes expérimentales et dans le cas de matériaux inconnus de se baser sur des données de physique ou de chimie communes.

Mises à jour et discontinuation des normes Matériaux répertoriés

La mise à jour de la liste concernant les SRM doit en principe être terminée lorsque les stocks de chaque lot de matériaux sont épuisés, cela n'est toutefois pas toujours possible. Habituellement le nouveau lot n'est pas rigoureusement identique au précédent mais en est cependant très proche, ses spécifications étant les mêmes si bien qu'en règle générale il peut être utilisé en

remplacement du lot précédent. Par exemple, lorsque le premier lot d'acier Bessemer a 0,1% de teneur en carbone a été préparé en 1909, il s'appelait à l'époque "Standard Sample No. 8". Les lots suivants furent désignés 8a, 8b, etc... Le SRM 8j., actuellement en stock correspond au dixième lot de lingots Bessemer fabriqués à partir d'une teneur en carbone de 0,1%. Bien que chacun de ces lots diffère quelque peu les uns des autres, si on les analyse en détail l'on constate qu'ils comportent tous une teneur relativement élevée en phosphore, soufre et azote ainsi qu'une faible proportion d'alliage, caractéristique à ce type de matériau. Pour les raisons exposées ci-dessus, il n'est donc pas possible de fournir des lingots appartenant à une série précédente épuisée. De surcroît, si la demande pour un type de matériau donné est marginale ou si une autre source d'approvisionnement est disponible pour tel ou tel matériau, la production peut alors en être suspendue à titre permanent ou jusqu'à ce qu'un renouvellement des stocks soit justifié.

Etablissement de normes pour nouveaux matériaux répertoriés

Les mises à jour relatives aux SRM se font de temps à autre et sont publiées dans les suppléments semestriels de ce catalogue, dans le *NBS Technical News Bulletin* ou dans des articles paraissant dans des revues scientifiques, techniques ou commerciales ou encore directement portées à la connaissance de futures personnes intéressées.

Suppléments du Catalogue

Les tarifs et listes de matériaux SRM disponibles sont (SRM Price and Availability List), en règle générale, publiés semestriellement afin que le catalogue demeure à jour. Ces suppléments fournissent une liste complète des SRM disponibles et des tarifs en vigueur ainsi que les spécifications des SRM répertoriés depuis la dernière publication du catalogue.

Modalités de commande

Les lettres et bordereaux de commande doivent être adressés à: Office of Standard Reference Materials, Room B311, Chemistry Building, National Bureau of Standards, Washington, D.C. 20234. Téléphone: (301) 921-2045. Les commandes doivent spécifier la quantité désirée (nombre unitaire), le numéro de référence du catalogue ainsi que les spécifications et titrage. Exemple: Qte. 1, Ref.: no. 11h, Acier sur sole basique à teneur de 0,2% de carbone (en anglais, de préférence).

Les bordereaux de commande reçus pour des matériaux dont les stocks sont épuisés sont annulés et renvoyés à leur expéditeur si tous les articles demandés

sont hors stock. Dans ce cas, seuls les matériaux disponibles sont expédiés. Les soldes de commande ne sont pas honorés pour ce qui concerne les matériaux dont les stocks sont épuisés, si un lot est renouvelé, le matériau est alors expédié automatiquement.

Conditions de paiement

Les tarifs en vigueur relatifs aux SRM figurent à côté de la liste des matériaux disponibles (SRM Price and Availability List). Ces tarifs sont sujets à révision et les factures sont établies en fonction des tarifs applicables au moment de l'expédition de la commande. Les tarifs et listes de matériaux en stock sont adressés aux clients ayant passé commande dans les douze mois ayant précédé l'établissement de ces tarifs et listes, ainsi qu'aux personnes ou organisations en sollicitant l'envoi. Aucun rabais n'est consenti sur les commandes de SRM.

Pour toute firme il n'est pas nécessaire de joindre le règlement au bordereau de commande. Cependant les factures doivent être réglées dans les 30 jours suivant leur réception. Les commandes passées à l'étranger peuvent être réglées de la manière suivante :

- (a) Coupons UNESCO
- (b) Lettre de change à l'ordre d'une banque américaine
- (c) Transfert de banque à banque dans un établissement américain.
- (d) Lettre de crédit à l'ordre d'une banque américaine
- (e) ou par mandat international.

L'établissement de factures pro-forma entraîne fréquemment un délai de 6 à 8 semaines. Elles ne seront fournies que sur demande expresse des intéressés.

*Les lettres de crédit peuvent s'utiliser pour payer SRM en avance. Les lettres de crédit seront acceptées seulement lorsqu'elles proviendront de banques sises aux Etats-Unis. Voici la liste des seuls documents que nous fourniront :

- (1) six factures commerciales;
- (2) liste de colisage;
- (3) certificat d'origine;
- (4) feuille d'expédition aérienne (seulement si le matériel est expédié contre remboursement). Si nous expédions le matériel (franco de port) par colis postal aérien international, nous ne pouvons pas fournir de reçus.

Expéditions à destination du continent nord-américain

Les expéditions de matériaux (à l'exclusion toutefois de certaines catégories faisant l'objet de restrictions tels que : hydrocarbures, matériaux nucléaires spéciaux, gaz

comprimés, composés de soufre organique, étalons pour matières radio-actives) à destination des Etats-Unis, du Mexique et du Canada sont en général réglées d'avance (à condition que le colis n'excède pas les limites des poids fixées aux termes des règlements postaux en vigueur) et sauf si le destinataire désire un mode d'envoi différent, auquel cas le colis est expédié contre remboursement, et en exprès.

Expéditions à l'étranger

Les colis légers dont la valeur excède \$100 et dont le contenu a été réglé d'avance seront expédiés par la poste aérienne avec la mention "marchandise réglée". Les expéditions de matériaux dont le poids excède les limites fixées pour l'envoi de colis postaux doivent être faites par l'intermédiaire d'un agent maritime ou d'un transitaire ayant ses bureaux aux Etats-Unis et désigné par le destinataire. Les colis seront emballés spécialement pour envoi à l'étranger et expédiés en exprès et contre remboursement à la firme américaine agissant en qualité de Transitaire.

L'expédition des commandes non encore réglées se fera par colis postal, régime international, et compte tenu des restrictions imposées, sur le volume, le poids et les catégories de matériaux, par le Service des Postes. Tout autre mode d'expédition sollicité par un client doit être réglé directement par ses soins. (Les expéditions ne pouvant être faites pour une raison quelconque par colis postal, régime international, devront être confiées à un agent maritime ou à un transitaire dont les bureaux sont installés aux Etats-Unis et désigné par le destinataire. Ces colis seront spécialement emballés pour expédition à l'étranger en exprès et contre remboursement à la firme américaine agissant en qualité de transitaire.

N.B. Les commandes et demandes de renseignements rédigées en anglais seront satisfaites plus rapidement que celles exigeant une traduction.

Katalog der Standard-Nachweis-Materialien

Alle Standard-Nachweis-Materialien (Standard Reference Materials oder SRM's), Forschungs-Materialien (Research Materials oder RM's) und Allgemein-Materialien (General Materials oder GM's) die in diesem Katalog aufgefuehrt sind tragen unterschiedliche Namen und Nummern durch welche sie jederzeit identifizierbar sind. Jedes SRM, RM oder GM das eine gewisse Kennzeichnung traegt hat dieselben Eigenschaften wie jede andere Probe versehen mit derselben Kennzeichnung innerhalb der Nachweisgrenzen die fuer einen bestimmten Zweck angegeben sind; andernfalls wird einer solchen Probe zweckbedingt eine Seriennummer als auch eine individuelle Eichung zugeteilt.

Die ersten vom Normamt (National Bureau of Standards oder NBS) herausgegebenen SRM's waren eine

Reihe von Erzen, verschiedene Eisen und Stähle alle bescheinigt mit Bezug auf die jeweilige chemische Zusammensetzung, so dass im Laufe der Zeit diese Materialien als "Normproben" (Standard Samples) allgemein bekannt wurden. Zur Zeit sind ueber 900 SRM's verfuegbar die ein weites Gebiet chemischer und physikalischer Eigenschaften umfassen, auf Grund dessen die Bezeichnung "Standard-Nachweis-Material" sachgemae-sser ist. Ebenso wie die Anzahl der SRM's zugenommen hat so ist auch derer Vielseitigkeit angestiegen: Neue Arten von Normproben wie z.B. klinische Labornormen, Kerntechnische Materialien, Normen zur Bestimmung der Glasviskositae, Gummi-und Gummiverarbeitungs-Materialien, Farbnormen, als auch Normen zur Oberflae-chenschichte-Dichtemessung, sind inzwischen heraus-gebracht worden. Derartige Gruppen von Standard-Nachweis-Materialien sind hierbei unter den folgenden Ueberschriften angegeben: Proben mit amtlich bescheinigter chemischer Zusammensetzung (Standards of Certified Chemical Composition), Proben mit attestierten physikalischen Eigenschaften (Standards of Certified Physical Properties), Kontroll-Proben mit Pruefungszeugnis fuer Anwendungen in der Technik (Engineering Type Standards), Forschungs-Materialien (Research Materials) und Allgemein-Materialien (General Materials). Die Gruppen von Materialien die diesen Kategorien zugehoeren sind in dem Inhaltsverzeichnis angegeben. Ein alphabetisch angeordneter Index gibt die Stelle jedes gewissen Materials oder auch jeder Gruppe aehnlicher Materialien an. Ein Nummerindex gibt das Datum des gueltigen Beglaubigungs-Zeugnisses an das jedem dieser Materialien zugeschrieben ist.

Die ausfuehrliche Anordnung dieser Materialien gibt den nominellen Richtwert an der dem entsprechenden Material zugesprochen ist; trotzdem muss in jedem einzelnen Falle das originale Beglaubigungs-Zeugnis fuer den rechtmassigen Richtwert in Anbetracht gezogen werden. Eine Anzahl von SRM's werden angeboten fuer die es nicht moeglich ist entweder einen Zahlenwert (Eichwert oder Richtwert) in dem Pruefungszeugnis anzugeben oder fuer die eine derartige Beglaubigung von fraglichem Vorteil ist. SRM's dieser Art gewaehrleisten die Identitaet aller Proben die mit ein und derselben Kennzeichnung versehen sind und demzufolge ermoe-glichen die Normung von Versuchsverfahren als auch Bezugnahme auf eine gemeinsame Grundlage von physikalischen und chemischen Daten hinsichtlich unerforsch-ter Materialien.

Erneuerung und Ausscheidung von Standard-Nachweis-Materialien

Die Vorbereitung von "Erneuerungs" SRM's ist meistens dann abgeschlossen wenn bei einem gewissen Zeitpunkt der vorhandene Betrag eines jeden Materials

erschopft ist; das ist jedoch nicht immer moeglich. Im allgemeinen ist das neuere Material dem aelteren Vor-laeufer nicht unbedingt identisch; trotzdem werden sie sich beiderseits sehr aehnlich sein besonders in Bezug auf die Eigenschaften fuer die das jeweilige SRM bescheinigt ist, so dass man im allgemeinen das neuere Material an Stelle des aelteren Materials benutzen kann. Zum Bei-spiel: Als der erste 0,1 Prozent Kohlenstoff Bessemer Stahl im Jahre 1909 vorbereitet wurde, erhielt diese Analysen-Kontrollprobe die Kennzeichnung "Standard Sample No. 8". Im Laufe der folgenden Jahre wurde eine Anzahl von Erneuerungsproben, gekennzeichnet 8a, 8b, u.s.w., vorbereitet. SRM 8j ist inzwischen erhaeltlich und dieses Material ist daher die zehnte Erneuerungs-probe des 0,1 Prozent Kohlenstoff Bessemer Stahls. Waehrend sich jede dieser Stahlschmelzen in Anbetracht der Richtanalyse von der anderen wenn auch nur gering unterscheidet, so enthaelt jede dieser Schmelzen den relativ hohen Gehalt an Phosphor, Schwefel und Stick-stoff und einen niedrigeren Prozentsatz an Legierung-smetallen der kennzeichnend fuer diese Art Material ist. Es ist nicht moeglich vorangegangene Nummern einer gewissen SRM-Erneuerungs-Serie zu liefern sobald der Vorrat eines solchen Materials aufgebraucht ist. Sofern nur geringe Nachfrage besteht, oder eine andere Liefer-ungsquelle fuer eine bestimmte Analysen-Kontrollprobe verfuegbar ist, so kann die Vorbereitung bei NBS eines solchen Materials entweder ganz eingestellt oder vorue-bergehend unterbrochen werden bis ausreichender Grund vorhanden ist, eine Erneuerung desselben zu rechtfertigen.

Neue Standard-Nachweis-Materialien

Von Zeit zu Zeit werden neue SRM's herausgegeben die durch halbjaehrige Nachtraege zu diesem Katalog bekannt gemacht werden. Neuerscheinungen dieser Art werden ebenso zur Kenntnis gebracht durch das "NBS Technical News Bulletin" als auch durch Veroeffentlich-ungen in verschiedenen wissenschaftlichen, technischen Fachschriften und Fachhandelsblaettern sowie Ankuen-digungen direkt gerichtet an Kunden und interessierte Kaeufer.

Katalog Nachtraege

Eine SRM Preisliste mit Lieferungsverzeichnis (SRM Price and Availability List) wird gewoehnlich halbjaehr-lich veroeffentlicht um den Katalog auf dem laufenden zu halten. Derartige Nachtraege bieten ein vollstaendiges Verzeichnis aller verfuegbarer SRM's und deren Preise und enthalten Beschreibungen derjenigen SRM's die nach dem Druck des letzten Katalogs herausgegeben sind.

Bestellungen

Bestellungen muessen an die

Office of Standard Reference Materials
Chemistry Building, Room B311
National Bureau of Standards
Washington, D.C. 20234

gerichtet werden. Telefon: (301) 921-2045.

Bestellungen muessen die Anzahl (Menge jeder einzelnen Probe) und Bezeichnung (Nummer und Namen) des gewuenschten Standard-Nachweis-Materials angeben. Zum Beispiel: Ein, No. 11h, Siemens Martin Stahl, 0,2 Prozent C. Wir bitten, Bestellungen in Englisch zu erhalten, sofern moeglich. In diesem Falle lautet die obige Bestellung folgendermassen: "1 each, No. 11h, Basic-Open-Hearth Steel, 0.2 percent C." Diese Materialien sind nur in den beschriebenen Menge-Einheiten erhaeltlich.

Erhalt einer Bestellung bei NBS schliesst keinerlei Vereinbarung ein mit irgendwelchen Bedingungen denen in besagter Bestellung Ausdruck gegeben ist, insofern als solche Bedingungen im Gegensatz zu den Vorschriften, ueblichen Handhabungen und Regulierungen des National Bureau of Standards oder der U.S. Regierung stehen.

Bestellungen fuer Materialien die aus dem Handel gezogen sind werden als ungueltig erklart und an den Kunden zurueck geschickt sofern nur Bestellungen fuer nicht mehr erhaeltliche Proben bei NBS in Empfang genommen werden. Bei anderen Bestellungen werden die im Lager vorhandenen Materialien geliefert und die gegebenenfalls nicht mehr vorhandenen Materialien einfach gestrichen. Gleichermassen, Nachbestellungen von Materialien nicht mehr auf Lager koennen nicht angenommen werden; sobald eine Neuauflage eines angeforderten Materials verfuegbar ist wird dasselbe unverzueglich geliefert.

Zahlungsbedingungen

Preise sind in der SRM Preis- und Lieferungsliste (SRM Price and Availability List) angegeben. Die genannten Preise werden von Zeit zu Zeit einer Beruecksichtigung unterzogen und Bestellungen werden berechnet zu den Preisen in Geltung zur Zeit des Versands. Neu veroeffentlichte SRM Preis- und Lieferungslisten werden an Kunden geschickt die in den vergangenen zwolff Monaten ein Material angefordert haben. Diese Listen sind ebenso erhaeltlich bei Privatpersonen oder Betrieben die dafuer Antrag stellen. Wir moechten darauf hinweisen, dass wir keinen Rabatt auf Standard-Nachweis-Materialien irgend welcher Art gewahrleisten koennen.

Zahlung braucht einer Bestellung nicht beizuliegen.

Zahlung wird innerhalb von 30 Tagen nach Erhalt der Rechnung erwartet. Zahlungen fuer Bestellungen aus dem Ausland koennen wie folgt verschiedentlich gehandhabt werden:

- (a) durch UNESCO Coupons,
- (b) durch Bankbezug gegen eine Bank in den U.S.A.,
- (c) durch Bankueberweisung an eine Bank in den U.S.A.,
- (d) mittels Kreditbrief* an eine Bank in den U.S.A., oder
- (e) durch eine internationale Geldueberweisung.

Pro-forma Abrechnungsdienst nimmt gewoehnlich 6 bis 8 Wochen in Anspruch und wird nur auf Antrag geleistet.

*Kreditschreiben koennen als Vorauszahlung fuer den Kauf von SRM's angewandt werden. In diesem Falle werden Kreditschreiben nur von Banken in den Vereinigten Staaten angenommen.

Aufgefuehrt sind hier nur diejenigen Dokumente die wir in einem solchen Falle verfuegbar machen:

- (1) Sechs handelsuebliche Warenrechnungen
- (2) Verpackungsliste
- (3) Ursprungszeugnis
- (4) Rechnung des Versands durch Luftpost (nur wenn die Ware per Nachnahme verschickt wird). Wenn wir Materialien (mit Vorauszahlung) durch Internationale Luft-Paketpost verschicken, koennen wir nicht eine Empfangsbestaetigung liefern.

Inlandversand

Versand von Materialien (mit Ausnahme von gewissen Beschraenkungen, wie z.B. der Versand von Kohlenwasserstoffen, besonderen Materialien der Kerntechnik, verdichteten Gasen, Gummi und Gummi-Verarbeitungsmaterialien, als auch radioaktive Probematerialien) innerhalb der Vereinigten Staaten, Mexiko und Kanada geschieht normalerweise unter Vorauszahlung (solange die Lieferung nicht entsprechende Gewichtsbegrenzungen der Postvorschriften ueberschreitet). Andernfalls, sollte der Kunde eine andere Weise des Versands verlangen, dann wird die Ware so versandt dass sie bei Empfang zahlbar ist. Das Normamt leistet keine Vorauszahlungen derartiger Versandspesen. Kohlenwasserstoffe, organische Schwefelverbindungen, verdichtete Gase, Gummi-Verarbeitungsmaterialien, radioaktive Stoffe und aehnliche Materialien werden per Express geliefert, mit Versandkosten zu Lasten des Empfaengers, zahlbar bei Erhalt.

Ueberseever sand

Lieferungen von nur geringem Gewicht werden als Versandspesen-vorausbezahlte Bestellung per internationale Paket-Luftpost befoerdert. Lieferungen anderer Art werden als Versandspesenvorausbezahlte Ware durch internationale Paketpost befoerdert. Eine Ausnahme sind Lieferungen die gewisse Paketpost-Gewichtsbestimmungen ueberschreiten; diese muessen durch eine von dem Kunden beauftragte Agentur (Versand-oder Maklerfirma), ansaessig in den U.S.A., gehandhabt werden.

Solche von einem Agenten vollzogenen Bestellungen die fuer den Ueberseever sand bestimmt sind werden entsprechend verpackt und via Express an den von dem Kunden angeforderten Vertreter in den U.S.A. weitergeleitet, zahlbar durch den Agenten an Erhalt der Lieferung.

Anmerkung: Bestellungen und Anfragen koennen schneller bearbeitet werden wenn sie auf Englisch erfolgen im Bergleich zu solchen, die eine Uebersetzung erfordern.



STANDARDS OF CERTIFIED CHEMICAL COMPOSITION

Steels (Chip Form)

These SRM's were prepared for the steel industry primarily for use with methods involving sample solutions in checking chemical methods of analysis for both production control and customer acceptance. These SRM's consist of nominal composition steel alloys selected to provide a wide range of analytical values for various elements of vital concern to the chemist. They are furnished in 150 gram units (unless otherwise noted) as chips usually sized between 16- and 40-mesh sieves, prepared from selected portions of commercial ingots.

Plain Carbon Steels

SRM	Type	Chemical Composition (Nominal Weight Percent)					
		C	Mn	P	Grav S	Comb	Si
8j	Bessemer (Simulated), 0.1C	0.081	0.505	0.095	—	0.077	0.058
10g	Bessemer, 0.2C240	.850	.086	0.109	.109	.020
11h	BOH, 0.2C200	.510	.010	—	.026	.21
12h	BOH, 0.4C407	.842	.018	—	.027	.235
13g	BOH, 0.6C61	.85	.006	—	.031	.35 ₅
14e	BOH, 0.8C753	.404	.008	—	.039	.177
15g	BOH, 0.1C094	.485	.005	—	.026	.095
16e	BOH, 1.1C	1.09	.381	.028	—	.029	.20 ₅
19g	AOH, 0.2C	0.223	.554	.046	.032	.033	.186
20g	AISI 1045462	.665	.012	—	.028	.305
51b	Electric Furnace 1.2C	1.21	.573	.013	.014	.014	.246
65d	Basic Electric 0.3C	0.264	.730	.015	.010	.010	.370
152a	BOH, 0.5C (Tin bearing)486	.717	.012	—	.030	.202
178	Basic Oxygen 0.4C395	.824	.012	—	.014	.163
335	BOH 0.1C (Carbon only) 300g092	—	—	—	—	—
336	Cr-V, 0.6C (Carbon only)567	—	—	—	—	—
337	BOH 1.1C (Carbon only) 300g	1.07	—	—	—	—	—

SRM	Cu	Ni	Cr	V	Mo	Co	Ti	Sn	Al (total)	N	Other
8j	0.020	0.113	0.097	0.015	0.038	—	—	—	—	—	—
10g	.008	.005	.008	.007	.002	—	—	—	—	0.015	—
11h	.061	.028	.025	.001	—	—	0.004	—	—	—	—
12h	.073	.032	.074	.003	.006	—	—	—	(0.038)	.006	—
13g	.066	.061	.050	.001	—	—	—	—	.04 ₈	—	—
14e	.072	.053	.071	.002	.013	—	—	—	.060	—	—
15g	.036	.017	.028	.001	—	—	—	—	—	—	—
16e	.052	.072	.118	.002	—	—	—	—	—	—	—
19g	.093	.066	.374	.012	.013	0.012	0.027	0.008	.031	—	Nb 0.026
20g	.034	.034	.036	.002	.008	—	—	—	.040	—	—
51b	.071	.053	.455	.002	.014	—	—	.008	—	.011	—
65d	.051	.060	.049	.002	.025	—	—	.004	.059	.013	Al ₂ O ₃ 0.009
152a	.023	.056	.046	.001	.036	—	—	.032	—	—	—
178	.032	.010	.016	.001	.003	—	—	—	—	—	—
335	—	—	—	—	—	—	—	—	—	—	—
336	—	—	—	—	—	—	—	—	—	—	—
337	—	—	—	—	—	—	—	—	—	—	—

Low Alloy Steels

Chemical Composition (Nominal Weight Percent)

SRM	Type	(Other Forms)	C	Mn	P	S		'Si	Cu	Ni
						Grav	Comb			
30f	Cr-V (SAE 6150)	—	0.49	0.79	0.010	—	0.010	0.28	0.76	0.071
32e	Ni-Cr (SAE 3140)	—	.409	.798	.008	0.022	.021	.278	.127	1.19
33d	Ni-Mo (SAE 4820)	—	.173	.537	.006	.010	.011	.253	.123	3.58
36b	Cr2-Mo1	—	.114	.404	.007	—	.019	.258	.179	0.203
72f	Cr-Mo (SAE X4130)	—	.301	.545	.014	.024	.024	.256	.062	.055
100b	Manganese (SAE T1344)	—	.397	1.89	.023	.029	.028	.210	.064	.030
105	High-Sulfur 0.2C (Carbon only)	—	.193	—	—	—	(.60)	—	—	—
106b	Cr-Mo-Al (Nitalloy G)	—	.326	0.506	.008	.016	.017	.274	.117	.217
125b	High-Silicon	1134	.028	.278	.029	—	.008	2.89	.071	.038
129c	High-Sulfur	—	.125	.769	.076	—	.245	0.020	.013	.251
139a	Cr-Ni-Mo (AISI 8640)	—	.404	.780	.013	.019	.019	.241	.096	.510
155	Cr0.5-W0.5	—	.905	1.24	.015	.010	.011	.322	.083	.100
361	AISI 4340	661,1095,1261	.383	0.66	.014	—	.017	.222	.042	2.00
362	AISI 94B17 (Mod)	662,1096,1262	.160	1.04	.014	—	.038	.39	.50	0.59
363	Cr-V (Mod)	663,1097,1263	.62	1.50	.029	—	.009	.74	.10	.30
364	High Carbon (Mod)	664,1098,1264	.87	0.25 ₅	.01 ₈	—	.02 ₈	.06 ₅	.24 ₉	.14 ₄
366	Set: 1 each of 361,362,363,364, and 365, Electrolytic Iron. (SRM 365 is described on page 20.)									

SRM	Cr	V	Mo	W	Co	Ti	As	Sn	Al (total)	Nb	Ta	Zr	N
30f	0.95	0.18	—	—	—	—	—	—	—	—	—	—	—
32e	.678	.002	0.023	—	—	—	—	(0.011)	—	—	—	—	0.009
33d	.143	.002	.246	—	—	—	—	—	—	—	—	—	(.011)
36b	2.18	.004	.996	—	—	—	—	—	—	—	—	—	—
72f	0.891	.005	.184	—	—	—	—	—	—	—	—	—	.009
100b	.063	.003	.237	—	—	—	—	—	—	—	—	—	.004
105	—	—	—	—	—	—	—	—	—	—	—	—	—
106b	1.18	.003	.199	—	—	—	—	—	1.07	—	—	—	—
125b	0.019	—	.008	—	—	—	—	.003	0.329	—	—	—	—
129c	.014	.012	.002	—	—	—	—	—	—	—	—	—	—
139a	.486	.003	.183	—	—	—	—	—	—	—	—	—	.008
155	.485	.014	.039	0.517	—	—	—	—	—	—	—	—	—
361	.69	.011	.19	(.011)	0.030	0.02 ₆	0.01 ₂	.01 ₁	.02 ₁	0.02 ₂	(0.021)	0.01 ₁	(.0037)
362	.30	.040	.068	(.20)	.30	(.084)	(.079)	(.016)	(.086)	(.28)	(.20)	(.21)	(.0040)
363	1.31	.31	.028	(.047)	.04 ₉	(.06)	(.011)	(.094)	(.25)	(.049)	(.04)	(.048)	(.0042)
364	0.06 ₃	.10 ₅	.49	(.10)	.15	(.24)	(.057)	(.005)	(.014)	(.157)	(.11)	(.070)	(.003)

SRM	B	Pb	Sb	Bi	Ag	Se	Te	Ce	La	Nd
361	(0.0005)	(<0.0001)	0.004 ₂	(0.0005)	(0.0004)	(0.004)	(0.0005)	(0.005)	(0.001)	(0.001)
362	(.0025)	(.0006)	.013	(.006)	(.0009)	(.001)	(.001)	(.002)	(.0005)	(.0005)
363	(.0010)	(.0018)	(.0022)	(.0006)	(.0032)	(.0001)	(.0023)	(.002)	(.0012)	—
364	(.014)	.01 ₉	(.025)	(.002)	(.00005)	(.0003)	(.0002)	(.0005)	(.00007)	(.0002)

SRM	Ca	Mg	Zn	Pr	Ge	O	H	Au	Hf
361	(0.0001)	(0.0002)	(0.0005)	(0.0005)	(0.006)	(0.001)	(<0.0005)	(<0.00005)	(0.0002)
362	(.0003)	(.0007)	(.001)	(.0003)	(.002)	(.001)	(<.0005)	(<.00006)	(.0040)
363	(<.0001)	(.0005)	(.0004)	(.0005)	(.010)	(.0006)	(<.0005)	(.0006)	(.0042)
364	(.00005)	(.00005)	(.0005)	(.0001)	(.003)	(.0017)	(<.0005)	(.00007)	(.005)

High Alloy Steels

Chemical Composition (Nominal Weight Percent)

SRM	Type	C	Mn	P	S		Si	Cu
					Grav	Comb		
126c	High-Nickel (36% Ni)	0.026	0.47	0.004	—	0.006	0.19	0.040
131b	Low Carbon-Silicon (Carbon only) 100 grams0018	—	—	—	—	—	—
344	Cr15-Ni7-Mo2-A1169	.57	.018	—	.019	.395	.106
345	Cr16-Ni4-Cu3048	.224	.018	0.012	.012	.610	3.44
346	Cr22-Ni4-Mn9541	9.15	.018	—	.063	.239	—
348	Ni26-Cr15 (A286)044	1.48	.015	—	.002	.54	0.22

SRM	Ni	Cr	V	Mo	Co	Ti	A1 (Total)	Nb	Ta	B	Fe
126c	36.05	0.06 ₄	0.001	0.011	0.008	—	—	—	—	—	—
131b	—	—	—	—	—	—	—	—	—	—	—
344	7.28	14.95	0.040	2.40	—	0.076	1.16	—	0.002	—	—
345	4.24	16.04	.041	0.122	.089	—	—	0.231	—	—	—
346	3.94	21.61	.058	—	—	—	—	—	N .441	—	—
348	25.8	14.54	.25	1.3	—	2.24	0.23	—	—	0.0031	53.3

Stainless Steels

Chemical Composition (Nominal Weight Percent)

SRM	Type	(Other Forms)	C	Mn	P	S		Si	Cu
						Grav	Comb		
73c	Cr13 (SAE 420)		0.310	0.330	0.018	—	0.036	0.181	0.080
121d	Cr17-Ni11-Ti0.3 (AISI 321)	1171	.067	1.80	.019	—	.013	.54	.121
123c	Cr17-Ni11-Nb0.6 (AISI 348)	1172	.056	1.7 ₅	.024	—	.014	.59	.103
133a	Cr13-Mo0.3-S0.3120	1.03	.026	0.326	.330	.412	.118
160b	Cr19-Ni14-Mo3046	1.64	.020	—	.018 ₁	.50 ₉	.172
166c	Low Carbon (AISI 3162) Carbon Only0078	—	—	—	—	—	—
339	Cr17-Ni9-Se0.2 (SAE 303Se)052	0.738	.129	—	.013	.654	.199
343	Cr16-Ni2 (SAE 431)150	—	—	—	—	—	—

SRM	Ni	Cr	V	Mo	Co	Ti	Nb	Ta	Pb	Se	N
73c	0.246	12.82	0.030	0.091	—	—	—	—	—	—	0.037
121d	11.17	17.4 ₃	—	.165	0.10	0.342	—	—	—	—	—
123c	11.3 ₄	17.4 ₆	—	.22	.12	—	0.65	<0.001	—	—	—
133a	0.241	12.89	.026	.294	—	—	—	—	—	—	.032
160b	12.2 ₆	18.4 ₅	.047	2.38	.10 ₁	—	—	—	0.001	—	.03 ₉
166c	—	—	—	—	—	—	—	—	—	—	—
339	8.89	17.42	.058	0.248	.096	—	—	—	—	0.247	—
343	2.14	15.76	.036	—	—	—	—	—	—	—	.074

Tool Steels

Chemical Composition (Nominal Weight Percent)

SRM	Type	C	Mn	P	S		Si	Cu
					Grav	Comb		
50c	W18-Cr4-V1	0.719	0.342	0.022	0.010	0.009	0.311	0.079
132b	Mo-W-Cr-V86 ₅	.34 ₀	.01 ₃	—	.005	.18	.08 ₇
134a	Mo8-W2-Cr4-V1808	.218	.18	.007	.007	.323	.101
153a	Co8-Mo9-W2-Cr4-V2902	.192	.023	.007	.007	.270	.094
291	Cr-Mo (ASTM A213)177	.55 ₀	.008	—	.020	.23 ₀	.047
293	Cr-Ni-Mo (AISI 8620)222	.96 ₀	.018	—	.022	.30 ₀	.032

SRM	Ni	Cr	V	Mo	W	Co	Sn	As	N
50c	0.069	4.13	1.16	0.082	18.44	—	0.018	0.022	0.012
132b	.23	4.38	1.84	4.9 ₃	6.2 ₈	0.028	—	—	—
134a	.088	3.67	1.25	8.35	2.00	—	—	—	—
153a	.168	3.72	2.06	8.85	1.76	8.47	—	—	.024
291	.065	1.33	—	0.53 ₈	—	—	—	A1 .002	—
293	.48 ₀	0.51 ₀	0.004	.20 ₄	—	—	—	A1 .039	—

Steels (Granular Form)

These granular-form SRM's are prepared by a pre-alloyed powder metallurgical process, which generally includes argon atomization and hydrogen annealing. The material normally is sized between 25 and 200 mesh sieves to ensure satisfactory homogeneity and is issued in 100-gram units.

Chemical Composition (Nominal Weight Percent)

SRM	Type	C	Mn	P	S	Si	Cu	Ni
163	Low Alloy, 1.0 Cr	0.933	0.897	0.007	0.027	0.488	0.087	0.081
101f	Stainless, (AISI 304L)014	.087	.008	.008	.876	.030	9.96

SRM	Cr	V	Mo	W	Co	N	As	Sb	Ga
163	0.982	—	0.029	—	—	0.007	—	—	—
101f	18.49	0.034	.007	(0.0002)	0.088	—	(0.003)	(0.0009)	(0.004)

Steels (Solid Form)

Several groups of SRM's have been prepared to meet the basic needs of the steel industry for analytical control primarily by optical emission and x-ray spectroscopic methods of analysis. Both nominal composition and analytical range SRM's are provided for ingot iron, low-alloy steel, stainless steel, tool steel, and specialty steel.

These SRM's are furnished in various forms. The 400 series is intended for optical emission spectroscopic methods of analysis utilizing the "point-to-point" technique. The 600 series is intended for microchemical methods of analysis such as electron probe microanalysis, spark source mass spectrometric analysis, and laser probe analysis. The 800, 1100, and 1200 series are intended for "point-to-plane" optical emission spectroscopic methods of analysis. The D800 series, and the 1100 and 1200 series also are intended for x-ray spectroscopic methods of analysis.

Because of the special homogeneity requirements, most of these materials have been prepared by using the most modern techniques of melting, casting, fabrication, and heat treatment to ensure adequate uniformity of composition.

NOTE: Values in parentheses are not certified as they are based on the results from a single laboratory. Values in brackets are not certified but are nominal values obtained from heat analyses. These values are given for additional information on the chemical composition.

Nominal Sizes for Solid Steel SRM's

400 Series: 5.5 mm (7/32 in) diameter, 102 mm (4 in) long
 600 Series: 3.2 mm (1/8 in) diameter, 51 mm (2 in) long
 800 Series: 13 mm (1/2 in) diameter, 51 mm (2 in) long
 D800 Series: 31 mm (1 1/4 in) diameter, 6.4 mm (1/4 in) thick
 1100 and 1200 Series: 31 mm (1 1/4 in) diameter, 19 mm (3/4 in) thick

Ingot Iron and Low-Alloy Steels

The preparation of these original spectroscopic SRM's began in about 1944 when the cores remaining after lathe cutting the materials for chip form standards were tested for homogeneity. Those found satisfactory were fabricated to the final shapes and sizes. To meet the urgent need in the mid-1950's for calibration standards for x-ray spectroscopic methods of analysis, portions of the material from five of these SRM's were converted to the applicable disk form. Although entirely satisfactory for conventional spectroscopic methods of analysis, these SRM's generally do not meet the stringent requirements for homogeneity necessary for use with the newer microchemical methods of analysis. These standards will be discontinued when the supply is exhausted.

Chemical Composition (Nominal Weight Percent)

SRM	Type	Mn	Si	Cu	Ni	Cr	V	Mo	Sn	Al (total)	Other	
—	803a D803a	Acid Open Hearth, 0.6C	1.04	0.34	0.096	0.190	0.101	0.005	0.033	—	—	—
404a	804a —	Basic Electric	0.88	.44	.050	.040	.025	.002	.007	—	—	—
405a	805a D805a	Medium Manganese . . .	1.90	.27	.032	.065	.037	—	.005	—	0.056	—
407a	807a D807a	Chromium-Vanadium . .	0.76	.29	.132	.169	.92	.146	—	—	—	—
408a	808a —	Chromium-Nickel76	.28	.10	1.20	.655	.002	.065	—	—	—
409b	809b D809b	Nickel46	.27	.104	3.29	.072	.002	.009	0.012	—	Co 0.025
—	810a —	Cr2-Mo1	—	.36	.11	0.24	2.39	—	.91	—	—	—
413	—	Acid Open Hearth, 0.4C67	.22	.25	.18	0.055	.007	.006	—	—	—
414	—	Cr-Mo (SAE 4140)67	.26	.11	.080	.99	.003	.32	.014	.020	—
417a	817a —	Basic Open Hearth, 0.4C78	—	.13	.062	.050	—	.013	.036	—	—
418	—	Cr-Mo (SAE X4130)52	.28	—	.11	.96	—	.22	—	—	—
418a	—	Cr-Mo (SAE X4130)52	.27	.040	.125	1.02	—	.21	—	—	—
420a	820a D820a	Ingot Iron017	—	.027	.0092	0.0032	—	.0013	.0017	.003	Co .006
—	821 —	Cr-W, 0.9C	1.24	—	.080	.10	.49	.012	.040	—	—	W .52
427	827 —	Cr-Mo (SAE 4150) (B only)	—	—	—	—	—	—	—	—	—	B .0027

Special Ingot Irons and Low-Alloy Steels

The planning of the 1100 series SRM's began in late 1952 to meet critical requirements of calibration in the iron and steel industry. Steel for these SRM's was prepared by the most modern melting, casting, and fabrication techniques to provide large quantities of material of the highest possible homogeneity. The materials were fully characterized and included investigations by means of electron probe microanalysis and quantitative metallographic techniques. It was concluded that, for example, SRM's 461 and 463 are sufficiently homogeneous that any present microanalytical technique can be carried out with little chance of inaccuracy caused by inhomogeneity. Details of the metallographic and homogeneity characterization are given in NBS Miscellaneous Publication 260-3 and 260-10, respectively (see inside back cover for ordering instructions).

The 1200 series replaces the 1100 series which has been exhausted and consists of four low alloy steels and an electrolytic iron containing a graded series of 40 elements. Material from the same melts are available in three other forms: chip form, 361-365, for chemical methods of analysis, (pages 11 and 28); rods, 661-665, 3.2 mm (1/8 in) in diameter and 51 mm (2 in) long for microchemical methods of analysis such as electron probe microanalysis, spark source mass spectrometric analysis, and laser probe analysis (see below); and rods (1095-1099), 6.4 mm (1/4 in) in diameter and 102 mm (4 in) long for determining gases in metals by vacuum fusion and neutron activation methods of analysis (page 28).

Chemical Composition (Nominal Weight Percent)

SRM	Type	(Other Forms)	C	Mn	P	S	Si	Cu	Ni	Cr
1134	High-Silicon	125b	0.026	0.277	0.028	0.009	2.89	0.070	0.038	0.019
1135	High-Silicon	(179)	.027	.094	.006	.026	3.19	.056	.050	.022
1136	High-Sulfur	129c	.11 ₃	.75 ₅	.066	.22 ₀	0.018	.014	.27	.014
461	Low Alloy A15	.36	.053	(.02)	.047	.34	1.73	.13
462	Low Alloy B40	.94	.045	(.02)	.28	.20	0.70	.74
463	Low Alloy C19	1.15	.031	(.02)	.41	.47	.39	.26
464	Low Alloy D54	1.32	.017	(.02)	.48	.094	.13 ₅	.078
465	Ingot Iron E037	0.032	.008	(.01)	.029	.019	.026	.004
466 1166	Ingot Iron F065	.11 ₃	.012	(.01)	.025	.033	.051	.011
467	Low Alloy G11	.27 ₅	.033	(.01)	.26	.067	.088	.036
468	Low Alloy H26	.47	.023	(.02)	.075	.26	1.03	.54
1169	Lead-Bearing077	.992	.064	.318	.011	.083	.032	.015
1170a	Selenium-Bearing		(.052)	(.738)	(.129)	(.013)	(.654)	(.199)	(8.89)	(17.42)
661 1261	AISI 4340	361,1095	.38 ₂	.66	.015	.017	.223	.042	1.99	.69
662 1262	AISI 94B17 (Mod)	362,1096	.16 ₀	1.04	.042	.038	.39	.50	0.59	.30
663 1263	Cr-V (Mod)	363,1097	.62	1.50	.02 ₀	.008	.74	.09 ₈	.32	1.31
664 1264	High Carbon (Mod)	364,1098	.87 ₀	0.25 ₅	.01 ₈	.028	.067	.24 ₀	.14 ₂	0.06 ₅
665 1265	Electrolytic Iron	365,1099	.0067	.0057	.002 ₅	.0059	.008 ₀	.0058	.041	.007 ₂

SRM	B	Pb	Ag	Ge	O	N	H
461	0.000 ₂	(0.003)	(0.001 ₅)	(0.001 ₅)	(0.02 ₀)	(0.00 ₆)	—
462	.000 ₅	.006	(<.0002)	(.003 ₀)	(.006)	(.00 ₈)	—
463	.0012	.012	(<.0002)	(.002 ₅)	(.007)	(.00 ₆)	—
464	.005	.020	(.003 ₂)	(.001 ₅)	(.006)	(.00 ₇)	—
465	.000 ₁	(<.0005)	(.0002 ₅)	(.003 ₅)	(.003)	(.00 ₅)	—
466 1166	(.000 ₂)	(.001 ₃)	(.0004 ₅)	(.003 ₀)	(.005)	(.00 ₆)	—
467	(.000 ₂)	.000 ₆	(.004 ₀)	(.003 ₀)	(.004)	(.00 ₄)	—
468	.009	(<.0005)	(<.0005)	(.001 ₀)	(.004)	(.00 ₆)	—
1169	—	.227	—	—	—	—	—
1170a	—	—	—	—	—	—	—
661 1261	.0005	.00002 ₅	.0004	[.006]	(.0009)†	(.0037)†	[<.0005]†
662 1262	.0025	.0004 ₃	(.0010)	[.002]	(.0011)†	(.0041)†	[<.0005]†
663 1263	.0009 ₁	.0022	(.0038)	[.010]	(.007)†	(.0041)†	[<.0005]†
664 1264	.011	.024	(.00002)	[.003]	[.0017]†	[.003]†	[<.0005]†
665 1265	.00013	.00001 ₅	(~.000002)	(~.0014)	(~.0063)†	(~.0011)†	(~.0001)†

NOTE: Values in parentheses not certified, based on a single analytical method.
 Values in brackets not certified, approximate values from the heat analyses.
 †From Gasometric Certificates: SRM's 1095 through 1099.
 -Not detected, value given is conservative "Upper Limit" of detection by specific methods of analysis.

Sets: 666 Set of 2: 661 and 665
 667 Set of 2: 662 and 663
 668 Set of 5: 661, 662, 663, 664, and 665
 1266 Set of 5: 1261, 1262, 1263, 1264, and 1265

SRM	V	Mo	W	Co	Ti	As	Sn	A1 (total)	Nb	Ta	Zr
1134	—	0.008	—	—	—	—	0.003	0.329	—	—	—
1135	<0.01	.014	—	—	—	—	.004	.0028	—	—	—
1136	.012	.002	—	—	—	—	—	—	—	—	—
461	.024	.30	0.012	0.26	(0.01)	0.028	.022	.005	0.011	0.002	(<0.005)
462	.058	.080	.053	.11	.037	.046	.066	.02 ₃	.096	.036	.063
463	.10	.12	.10 ₅	.01 ₃	.010	.10	.013	.02 ₇	.19 ₅	.15	.20
464	.29 ₅	.029	.022	.02 ₈	.004	.018	.043	.005	.037	.069	.010
465	.002	.005	(.001)	.008	.20	.010	.001	.19	(.001)	.001	(.002)
466 1166	.007	.011	(.006)	.04 ₆	.057	.014	.005	.01 ₅	.005	.002	(<.005)
467	.041	.021	.20	.07 ₃	.26	.14	.10	.16	.29	.23	.094
468	.17	.20	.077	.16	.011	.008	.009	.04 ₂	.006	.005	(<.005)
1169	.001	.008	—	—	—	—	—	—	—	—	—
1170a	(.058)	(.248)	—	(.096)	—	—	—	—	—	—	—
661 1261	.011	.19	.01 ₅	.030	.020	.017	.01 ₁	.02 ₁	.022	.020	.009
662 1262	.04 ₁	.06 ₈	.21	.30	.084	.09 ₂	.016	.09 ₅	.29	.20	.19
663 1263	.31	.030	.04 ₅	.048	.050	.010	(.095)	.24	.049	(.053)	.049
664 1264	.10 ₅	.49	.10	.15	.24	.05 ₂	[.005]	(.008)	.15 ₇	.11	.068
665 1265	.0006	.0050	(~.00004)	.007 ₀	.0006	(.0002)	(~.0002)	(.0007)	(<.00001)	(-<.00005)	(-<.00001)

SRM	Sb	Bi	Ca	Mg	Se	Te
1170a	—	—	—	—	0.25	—
661 1261	0.004 ₂	0.0004	(<0.0001)	(0.0001)	0.004	0.0006
662 1262	.012	(.002)	(.0002)	(.0006)	[.001]	(.0005)
663 1263	.001 ₆	(.0008)	(<.0001)	(.0005)	[.0001]	(.0022)
664 1264	(.035)	(.0009)	(<.0001)	(.0001)	[.0003]	[.0002]
665 1265	(-<.00005)	(-<.00001)	(-<.00001)	(-<.00002)	(-<.00001)	(-<.00001)

SRM	Zn	Au	Ce	Hf	La	Nd	Pr	Fe
661 1261	(0.0001)	(<.0.00005)	0.001 ₃	[0.0002]	0.0004	0.0003	(0.00014)	(95.6)
662 1262	(.0005)	(<.00005)	(.0011)	[.006]	.0004	(.0005)	(.00012)	(95.3)
663 1263	(.0004)	.0005	(.0016)	[.0015]	.0006	(.0007)	(.00018)	(94.4)
664 1264	.001	.0001	(.00025)	[.005]	.00007	(.00012)	(.00003)	(96.7)
665 1265	(<.0001)	(-<.000002)	(-<.000005)	(-<.00002)	(-<.000005)	(-<.000005)	(-<.000005)	(99.9)

Stainless Steels

Three groups of stainless steel SRM's designed primarily for calibration in spectroscopic methods of analysis are available.

Groups I and II have been extensively tested for homogeneity and found satisfactory for application in conventional spectroscopic methods of analysis. Neither group, however, has been tested for microanalytical methods and their use in these applications is not recommended.

Group III are for the "point-to-plane" technique of emission spectroscopy and for x-ray spectroscopy. They were prepared for melting, casting, and fabrication techniques known to produce material of high homogeneity. (Values in parentheses are not certified, but are given for additional information only).

GROUP I

Chemical Composition (Nominal Weight Percent)

SRM	Name	Mn	Si	Cu	Ni	Cr	V	Mo	W	Co
442	Cr16-Ni10	2.88	(0.09)	0.11	9.9	16.1	0.032	0.12	(0.08)	0.13
443	Cr18.5-Ni9.5	3.38	(.15)	.14	9.4	18.5	.064	.12	(.09)	.12
444	Cr20.5-Ni10	4.62	(.65)	.24	10.1	20.5	.12	.23	(.17)	.22

SRM	Ti	Sn	Nb	Ta	B	Pb	Zr	Zn
442	0.002	0.0035	0.032	(0.0006)	0.0005	0.0017	(0.004)	(0.003)
443	.003	.006	.056	(.0008)	.0012	.0025	—	(.005)
444	.019	.014	.20	(.004)	.0033	.0037	(.011)	(.004)

GROUP II

Chemical Composition (Nominal Weight Percent)

SRM	Name	Mn	Si	Cu	Ni	Cr	V
445	845 D845 Cr13-Mo0.9 (Mod. AISI 410)	0.77	0.52	0.065	0.28	13.31	(0.05)
446	— D846 Cr18-Ni9 (Mod. AISI 321)53	1.19	.19	9.11	18.35	(.03)
447	— D847 Cr24-Ni13 (Mod. AISI 309)23	0.37	.19	13.26	23.72	(.03)
448	— — Cr9-Mo0.3 (Mod. AISI 403)	2.13	1.25	.16	0.52	9.09	(.02)
449	849 D849 Cr5.5-Ni6.5	1.63	0.68	.21	6.62	5.48	(.01)
450	850 D850 Cr3-Ni25	—	.12	.36	24.8	2.99	(.006)

SRM	Mo	W	Ti	Sn	Nb	Ta	
445	845 D845	0.92	(0.42)	(0.03)	—	0.11	(0.002)
446	— D846	.43	(.04)	(.34)	(0.02)	.60	(.030)
447	— D847	.059	(.06)	(.02)	—	.03	(.002)
448	— —	.33	(.14)	(.23)	(.05)	.49	(.026)
449	849 D849	.15	(.19)	(.11)	(.07)	.31	(.021)
450	850 D850	—	(.21)	(.05)	(.09)	.05	(.002)

GROUP III

Chemical Composition (Nominal Weight Percent)

SRM	Type	(Other Forms)	C	Mn	P	S	Si	Cu	Ni	Cr
1152	Cr18-Ni10	—	0.163	1.19	0.017	0.017	0.654	0.497	10.21	18.49
1154	Cr19-Ni10	—	.094	1.74	.038	.033	1.09	.560	10.25	19.58
1155	Cr18-Ni12-Mo2 (AISI 316)	—	.046	1.63	.020	.018	0.50	.169	12.18	18.45
1185	Cr17-Ni13-Mo2 (AISI 316)	—	.11	1.22	.019	.016	.40	.067	13.18	17.09
1171	Cr17-Ni11-Ti0.3	121d	.067	1.8 ₀	.018	.01 ₃	.54	.121	11.2	17.4
1172	Cr17-Ni11-Nb0.6	123c	.056	1.7 ₆	.025	.01 ₄	.59	.10 ₅	11.3 ₅	17.4 ₀

SRM	V	Mo	Co	Ti	As	Sn	Al	Nb	Ta	B	Pb	Zr
1152	0.044	0.366	(0.095)	(0.12)	(0.01)	(0.004)	(0.003)	(0.20)	(0.085)	(0.005)	(0.001)	(0.03)
1154	.061	.463	(.12)	(.48)	(.03)	(.023)	(.035)	(.26)	(.045)	(.0006)	(.012)	(.022)
1155	.047	2.38	.101	—	—	—	—	—	—	—	.001	—
1185	—	2.01	—	<.001	—	—	—	<.001	<.001	—	—	—
1171	—	0.16 ₅	.10	.34	—	—	—	—	—	—	—	—
1172	—	.22	.12	—	—	—	—	.65	<.001	—	—	—

Specialty Steels

SRM's 1156, Maraging Steel, and 1158, High-Nickel Steel (Invar), are designed primarily for use in optical emission and x-ray spectrometric methods of analysis.

SRM 1156 derives its name from the formation of martensite on age hardening. Alloys of this type are used extensively in submarines, missiles, and aircraft.

SRM 1158 has good impact toughness down to -269°C and has an extremely low coefficient of expansion between -253 and 203°C . These properties make this material very useful for cryogenic application. SRM 1158 also serves as a "benchmark" for the production control of ferronickel (40Ni-60Fe) alloys.

Chemical Composition (Nominal Weight Percent)

SRM	Type	C	Mn	P	S	Si	Cu
1156	Maraging, (Ni 19)	0.023	0.21	0.011	0.012	0.184	0.025
1158	High-Nickel (Ni 36)026	.47	.004	.006	.19	.040

SRM	Ni	Cr	Mo	Co	Ti	Al	Zr	B	Ca	V
1156	19.0	0.20	3.1	7.3	0.21	0.047	0.004	0.003	<0.001	—
1158	36.0 ₃	.06 ₄	0.011	0.008	—	—	—	—	—	0.001

High-Temperature Alloys (Solid Form)

High-temperature alloy SRM's were prepared to meet the critical needs of industry, particularly the aerospace industry, and government agencies. These SRM's are useful in instrument calibration, primarily for x-ray and optical emission spectroscopic methods of analysis.

Chemical Composition (Nominal Weight Percent)

SRM	Type	C	Mn	P	S	Si	Cu
1197	M308	(0.045)	(0.047)	(0.008)	(0.002)	(0.13)	—
1198	Incoloy 901	(.048)	(.49)	(.006)	(.002)	(.38)	(0.012)
1199	L 605	(.14)	1.42	(.005)	—	.83	—
1200	S 816	(.40)	1.34	(.015)	—	.86	—
1201	Hastelloy X	(.039)	—	(.008)	—	(.54)	—
1206-2	René-4121 ₇	0.030	(0.004)	.006	.21 ₆	.040
1207-1	Waspaloy(1)043	.34	.005	.009	.47 ₂	.026
1207-2	Waspaloy(2)083	.29 ₅	.005	.009	.61 ₅	.033
1208-1	Inco 718(1)046	.38 ₅	.003	.01 ₁	.43 ₄	.14 ₇
1208-2	Inco 718(2)022	.23 ₀	.003	.007	.08 ₃	.077

SRM	Ni	Cr	Mo	Co	Ti	Al	Nb	Ta	Fe	W	B	Zr
1197	32.6	12.9	3.2 ₅	(0.07)	2.32	0.41	(<0.02)	—	41.9	6.0 ₈	(0.0059)	0.15
1198	40.1	12.9	6.0 ₈	.70	2.59	.24	(<.02)	—	36.2	(0.2)	(.0064)	(.014)
1199	10.2	19.9	(<0.02)	51.6	(<0.01)	—	(<.02)	—	0.6 ₅	15.4	—	—
1200	20.0	19.9	4.0 ₀	42.0	(.03)	—	3.1 ₈	1.08	3.19	3.8 ₆	—	—
1201	45.7	20.7	9.1 ₈	0.56	(<.01)	—	(<0.02)	—	23.2	(0.15)	—	—
1206-2	53.3	19.7	10.3 ₀	11.5 ₅	2.9 ₄	1.7 ₄	—	—	0.46	—	—	—
1207-1	56.1	18.88	4.50	13.0 ₅	3.09	1.26	—	—	2.22	—	—	—
1207-2	55.7	19.4 ₄	4.34	13.5 ₀	2.54	1.3 ₉	—	—	2.09	—	—	—
1208-1	51.9	17.5	3.2 ₄	0.82	0.46	(0.15)	5.3 ₈	(0.012)	19.2	—	—	—
1208-2	51.5	17.4	3.13	.76	(.8 ₅)	(.8 ₅)	4.9 ₈	(.012)	19.8	—	—	—

Tool Steels

Chemical Composition (Nominal Weight Percent)

SRM	Type		Mn	Si	Cu	Cr	V	Mo	W	Co
436		Special (Cr6-Mo3-W10)	0.21	0.32	0.075	6.02	0.63	2.80	9.7	—
437	837	D837 Special (Cr8-Mo2-W3-Co3)48	.53	—	7.79	3.04	1.50	2.8	2.9
438	838	D838 Mo High Speed (AISI-SAE-M30)20	.17	.17	4.66	1.17	8.26	1.7	4.9
439		D839 Mo High Speed (AISI-SAE-M36)18	.21	.12	2.72	1.50	4.61	5.7	7.8
440	840	D840 Special W High Speed (Cr2-W13-CO12)15	.14	.059	2.12	2.11	0.070	13.0	11.8
441		D841 W High Speed (AISI-SAE-TI)27	.16	.072	4.20	1.13	.84	18.5	—

SRM	Type	C	Mn	P	S	Si	Cu	Ni	Cr	V	Mo	W	Co
1157	Tool (AISI M2)	0.836	0.34	0.011	0.004	0.18	0.088	0.228	4.36	1.82	4.86	6.28	0.028

Steelmaking Alloys

These SRM's provide standards of known chemical composition primarily for checking chemical methods of analysis for the major constituents and for selected minor elements covered by ASTM specifications. They are furnished as fine powders, sized to about 100 mesh or finer.

Chemical Composition (Nominal Weight Percent)

SRM	Type	Wt/Unit (grams)	C	Mn	P	S	Si	Cu	Ni
57	Refined Silicon	60	—	0.034	0.008	0.005	96.80	0.02	0.002
58a	Ferrosilicon (73% Si)	75	0.014	.16	.01	<.002	73.2	.024	.012
59a	Ferrosilicon (50% Si)	50	.04	.76	.016	—	48.2	.05	.03
195	Ferrosilicon (75% Si) Hi-Purity	75	.034	.17	.02	<.002	75.3	.047	.032
64b	Ferrochromium (HC)	100	4.30	.208	.012	.062	1.42	—	—
196	Ferrochromium (LC)	100	0.035	.28	—	—	0.38	—	—
71	Calcium Molybdate	60	—	—	—	—	—	—	—
90	Ferrophosphorus	75	—	—	26.2	—	—	—	—
340	Ferroniobium	100	.060	1.71	0.035	—	4.39	—	—

SRM	Cr	V	Mo	Ti	Al	Nb	Zr	Ca	Mg	Fe	B	N	Co
57	0.025	—	—	0.10	0.67	—	0.025	0.73	0.01	0.65	—	—	—
58a	.020	—	(0.01)	.05	(.95)	—	(<.01)	—	—	25.2	0.001	—	<0.01
59a	.08	—	—	—	.35	—	—	.04	—	50.0	.06	—	—
195	.047	—	(.01)	.037	(.05)	—	(<.02)	—	—	23.6	.001	—	<.01
64b	68.03	0.15	—	—	—	—	—	—	—	—	—	0.033	—
196	70.87	.12	—	—	—	—	—	—	—	—	—	—	—
71	—	—	35.3	.06	—	—	—	—	—	1.92	—	—	—
90	—	—	—	—	—	—	—	—	—	—	—	—	—
340	—	—	—	.89	—	57.51	Ta 3.73	—	—	—	—	—	—

Cast Irons (Chip Form — 150 gram units, unless otherwise noted)

This group of cast iron SRM's is similar to the chip-form steels and was prepared for use in checking chemical methods in the cast iron industry. These SRM's are in the form of chips, usually sized between 16- and 25-mesh sieves. They are prepared by lathe cutting of chips with a multiple-tooth cutting tool from thin-wall cylindrical castings especially made for the purpose. Supplied with each SRM is a Certificate of Analysis listing the chemical composition determined at NBS and other laboratories that cooperated in the certification of the SRM's. For SRM 365, Electrolytic Iron, the Certificate provides information on these additional elements: W, Nb, Ag, Zn, Ge, O, H, Ta, Nd, Zr, Sb, Bi, Ca, Mg, Se, Te, Ce, La, Pr, Au, Hf, and Fe.

(Values in parentheses are not certified, but are given for information only.)

Chemical Composition (Nominal Weight Percent)

SRM	Type	C		Mn	P	S		Si	Cu
		Total	Graphitic			Grav	Comb		
3c	White (110g)	2.30	—	0.308	0.100	—	0.096	1.28	0.053
4k	Cast (In Preparation)								
5L	Cast	2.59	1.99	.68	.280	—	.123	1.83	1.01
6g	Cast	2.84	2.00	1.06	.56	—	.123	1.06	0.50
7g	Cast (High Phosphorus)	2.69	2.59	0.612	.794	0.061	.060	2.41	.128
82b	Cast (Ni-Cr)	2.85	2.37	.745	.025	—	.007	2.10	.038
107b	Cast (Ni-Cr-Mo)	2.75	1.87	.510	.058	.067	.067	1.35	.235
115a	Cast (Cu-Ni-Cr)	2.62	1.96	1.00	.086	.064	.065	2.13	5.52
122e	Cast (Car Wheel)	3.51	2.78	0.528	.349	—	.074	0.510	0.033
341	Ductile	1.81	1.23	.92	.024	.007	.007	2.44	.152
342	Nodular	2.45	2.14	.369	.020	.014	.014	2.85	.14
342a	Nodular	1.86	1.38	.275	.018	—	.006	2.73	.14
365	Electrolytic Iron	0.0070	—	.0057	.003	—	.006	0.007 ₆	.0058

SRM	Ni	Cr	V	Mo	Co	Ti	As	Sn	Al (total)	Mg	N
3c	0.012	0.046	0.007	0.002	—	—	—	—	—	—	—
4k	—	—	—	—	—	—	—	—	—	—	—
5L	.086	.15	.036	.020	—	0.05	<0.005	—	—	—	0.006
6g	.136	.37	.06	.035	—	.06	.04	—	—	—	.006
7g	.120	.048	.010	.012	—	.044	.014	—	—	—	.004
82b	1.22	.333	.027	.002	—	.027	—	—	—	—	—
107b	2.12	.560	.008	.750	—	.016	—	—	—	—	(.008)
115a	14.49	1.98	.014	.050	—	.020	—	—	—	—	—
122e	0.080	(0.038)	(.032)	(.001)	—	(.026)	(.018)	—	—	—	(.009)
341	20.32	1.98	.012	.010	—	.018	—	—	—	0.068	—
342	0.023	0.032	.005	.009	—	.019	—	—	—	.053	—
342a	.06	.034	—	—	—	.020	—	—	—	.069	—
365	.041	.0072	.0006	.0050	0.0070	.0006	.0002	(0.0002)	(0.0007)	N .001	Pb .00002

Cast Steels, White Cast Irons, Ductile Irons and Blast Furnace Irons (Solid Form)

These chill-cast SRM's were prepared for use in analytical control of cast steels and cast irons by rapid instrumental methods. Although employed in x-ray spectroscopic analysis, they are particularly useful for calibrating vacuum optical emission spectrometers because they permit the determination of carbon, phosphorus, and sulfur in addition to the metallic elements.

These SRM's are chill-cast sections. Details of the preparation and intended use of the SRM's are given in the NBS Miscellaneous Publication 260-1. (See inside back cover for ordering instructions.)

(Values in parentheses are not certified, but are given for information only.)

SRM	Type	Chemical Composition (Nominal Weight Percent)									
		C	Mn	P	S	Si	Cu	Ni	Cr	V	Mo
1138	Cast Steel (No. 1)	0.120	0.43	0.053	0.053	0.34	0.09	0.10	0.12	0.020	0.05
1139	Cast Steel (No. 2)792	.98	.011	.013	.85	.40	.93	1.96	.24	.51
1140a	Ductile (No. 1)	3.34	.74	.015	.013	2.12	.089	.04 ₈	0.034	.034	.15 ₃
1141a	Ductile (No. 2)	2.98	.53	.070	.013	1.22	.212	.57	.15 ₀	.010	.05 ₂
1142a	Ductile (No. 3)	2.72	.17	.18	.015	3.19	1.02	1.6 ₉	.051	.004	.02 ₂
1143	Blast Furnace (No. 1)	3.91	.414	.158	.028	1.68	0.144	0.115	.145	.008	(.005)
1144	Blast Furnace (No. 2)	4.27	1.33	.112	.021	0.276	.090	.021	.019	.004	.007
1147a	White (4i)	3.14	0.84	.15 ₀	.027	1.32	.24 ₂	.073	.10 ₂	.026	(.002)
1148	White (5L)	2.89	.66	.300	(.11)	1.82	.99	.091	.146	.036	.022
1149	White (6g)	3.28	1.05	.564	.127	1.04	.49	.138	.363	.055	.036

SRM	Ti	As	Al	Te	Bi	Ce	Y	Pb	Mg
1140a	0.13	0.080	(0.014)	—	(0.003)	(0.06)	(<0.002)	(0.013)	0.017
1141a	.012	.03	(.013)	—	(.00006)	(.04)	.040	(.0004)	.04 ₂
1142a	.007	(.01)	(.088)	—	(.00002)	(.02)	.01 ₂	(.0003)	.11 ₆
1143	.17	(.004)	—	0.020	—	—	—	—	—
1144	.44	(.004)	—	.020	—	—	—	—	—
1147a	.04 ₁	(.001)	—	.03 ₆	—	—	—	—	—
1148	.050	(.022)	—	.015	—	—	—	—	—
1149	.062	.036	—	.013	—	—	—	—	—

Nonferrous Alloys (Chip Form)

These SRM's provide materials of known composition for checking the performance of chemical methods of analysis both for production control and for customer acceptance. The aluminum-, magnesium-, and zinc-base alloys are furnished as approximately 14- to 40-mesh chips prepared by cutting thin wall castings or wrought bar stock. Certificates of Analysis provided with these standards give the composition as determined at NBS, and most give values obtained by industrial and other outside laboratories cooperating in certification of the standards.

Aluminum-Base Alloys

Chemical Composition (Nominal Weight Percent)

SRM	Type	Wt/Unit (grams)	Mn	Si	Cu	Ni	Cr	V	Ti	Sn	Ga	Fe	Pb	Mg	Zn
85b	Wrought	75	0.61	0.18	3.99	0.084	0.211	0.006	0.022	—	0.019	0.24	0.021	1.49	0.030
87a	Al-Si	75	.26	6.24	0.30	.57	.11	<.01	.18	0.05	.02	.61	.10	0.37	.16

Cobalt-Base Alloys

Chemical Composition (Nominal Weight Percent)

SRM	Type	Wt/Unit (grams)	Co	Ni	Cr	Mo	W	Nb
168	Co4-Mo4-Nb3-Ta1-W4	150	41.20	20.25	20.33	3.95	3.95	2.95

SRM	Ta	Fe	Mn	C	P	S	Si	Cu	V	Ti
168	0.95	3.43	1.50	0.37	0.008	0.005	0.80	0.035	0.03	0.06

Copper-Base Alloys

Chemical Composition (Nominal Weight Percent)

SRM	Type	Wt/Unit (grams)	Mn	P	S	Si	Cu	Ni
37e	Brass, Sheet	150	—	—	—	—	69.61	0.53
124d	Bronze, Ounce Metal	150	—	0.02	0.093	—	83.60	.99
157a	Nickel Silver	135	0.174	.009	—	—	58.61	11.82
158a	Bronze, Silicon	150	1.11	.026	—	3.03	90.93	0.001
184	Bronze, Leaded Tin	150	—	.009	—	—	88.96	.50

SRM	Co	As	Sn	Fe	Al	Pb	Sb	Ag	Zn
37e	—	—	1.00	0.004	—	1.00	—	—	27.85
124d	—	0.02	4.56	.18	—	5.20	0.17	0.02	5.06
157a	0.022	—	0.021	.174	—	0.034	—	—	29.09
158a	—	—	.96	1.23	0.46	.097	—	—	2.08
184	—	—	6.38	0.005	—	1.44	—	—	2.69

Lead-Base Alloys

Chemical Composition (Nominal Weight Percent)

SRM	Type	(Other Forms)	Cu	Ni	As	Sn	Sb	Bi	Ag	Fe
53e	Bearing Metal (84Pb-10Sb-6Sn) . . .	1132	0.054	0.003	0.057	5.84	10.26	0.052	—	<0.001
127b	Solder (40Sn-60Pb)	1131	.011	.012	.01	39.3	0.43	.06	0.01	—

Magnesium-Base Alloys

Chemical Composition (Nominal Weight Percent)

SRM	Type	Wt/Unit (grams)	Mn	Si	Cu	Ni	Al	Pb	Fe	Zn
171	Alloy	100	0.45	0.0118	0.0112	0.0009	2.98	0.0033	0.0018	1.05

Nickel-Base Alloys

Chemical Composition (Nominal Weight Percent)

SRM	Type	Wt/Unit (grams)	C	Mn	P	S	Si	Cu	Ni	Cr
162a	Monel-type (Ni64-Cu31)	150	0.079	1.60	—	0.007	0.93	30.61	63.95	0.042
349	Ni57-Cr20	150	.08	0.43	0.002	—	.29	0.006	57.15	19.50

SRM	V	Mo	W	Co	Ti	Al	B	Ca	Fe	Nb	Ta	Zr
162a	—	—	—	0.076	0.005	0.50	—	0.013	2.19	—	—	—
349	0.081	4.04	<0.01	13.95	3.05	1.23	0.0046	—	0.13	<0.01	<0.01	0.081

Nickel Oxide

The nickel oxide SRM's are available primarily for application in the electronics industry to the analysis of cathode grade nickel. The "Standard Method for Spectrochemical Analysis of Thermionic Nickel Alloys by the Powder-D-C Arc Technique," ASTM Designation E129 is based on calibration with these standards. The values given are for the percentage of the element in nickel oxide.

Chemical Composition (Nominal Weight Percent)

SRM	Type	Wt/Unit (grams)	Mn	Si	Cu	Cr	Co	Ti	Al	Fe	Mg
671	Oxide 1	25	0.13	0.047	0.20	0.025	0.31	0.024	0.009	0.39	0.030
672	Oxide 2	25	.095	.11	.018	.003	.55	.009	.004	.079	.020
673	Oxide 3	25	.0037	.006	.002	.0003	.016	.003	.001	.029	.003

Selenium

Chemical Composition (Nominal Parts Per Million)

SRM	Type	Wt/Unit (grams)	Mn	S	Cu	Ni	Cr	V	Mo	Co	As	Sn
726	Selenium, Intermediate Purity . . .	450	<0.3	12 ± 3	<1	<0.5	<1	N.D.	<0.3	N.D.	<2	<1

SRM	Al	B	Pb	Bi	Ag	Ca	Mg	Te	Fe	Cl	Tl	Be	Cd	In
726	<1	<1	<1	N.D.	<1	<1	<1	0.3 ± 0.1	1	<0.5	<0.5	N.D.	N.D.	N.D.

N.D. = Not detected at limits of detection of <0.5 ppm.

Tin-Base Alloys

Chemical Composition (Nominal Weight Percent)

SRM	Type	Pb	Sn	Sb	Bi	Cu	Fe	As	Ag	Ni
54d	Bearing Metal	0.62	88.57	7.04	0.044	3.62	0.027	0.088	0.0032	0.0027

Titanium-Base Alloys

Chemical Composition (Nominal Weight Percent)

SRM	Type	Wt/Unit (grams)	C	Mn	Si	Cu	V	Mo	Sn	Al	Fe	N
173a	6Al-4V	100	0.025	—	0.037	0.002	4.06	0.005	—	6.47	0.15	0.018
174	4Al-4Mn	100	—	4.57	.015	—	—	—	—	4.27	.175	.012
176	5Al-2.5Sn	100	.015	0.0008	—	.003	—	.0003	2.47	5.16	.070	.010

Zinc-Base

Chemical Composition (Nominal Weight Percent)

SRM	Type	Wt/Unit (grams)	Mn	Cu	Ni	Sn	Al	Cd	Fe	Pb	Ag	Mg	Ti
94c	Die Casting Alloy . .	150	0.014	1.01	0.006	0.006	4.13	0.002	0.018	0.006	—	0.042	—
728	Zinc	450	—	0.00057	—	(.000002)	—	.00012	.00027	.00111	0.00011	—	—

Zirconium-Base

Chemical Composition (Nominal Parts Per Million)

SRM	Type	Wt/Unit (grams)	C	Mn	Si	Cu	Ni	Cr	Ti	Sn (Wt %)	Fe	N	U
360a	Zircaloy-2	100	136	3	51	140	554	1060	27	1.42	1441	43	0.15

Nonferrous Alloys (Solid Form)

These SRM's are designed to fill the basic needs of the nonferrous primary and secondary metals industries for analytical control, primarily with optical emission and x-ray spectroscopic methods. Both nominal chemical composition and analytical range SRM's have been prepared for many of the commercially important nonferrous alloy systems.

Copper-Base Alloys

Eight groups of copper-base alloy SRM's have been prepared to provide for analytical control by rapid instrumental methods in the copper industry. These SRM's are intended primarily for calibration of optical emission and x-ray spectroscopic equipment. These SRM's have been prepared in two forms: chill-cast form (with "C" prefix) for the producer (blocks, 31 mm square, 19 mm thick), and wrought form for the consumer (disks, 31 mm in diameter and 19 mm thick). Both forms have nearly identical chemical compositions. Each of the eight principal copper-base alloys are covered by three SRM's comprised of a "nominal-composition" together with a low- and a high-composition standard. To make the cartridge-brass SRM's more widely applicable, a number of trace elements were purposely added to and certified for these SRM's. (The low-composition cartridge-brass A, is no longer available). The beryllium copper SRM's are representative of the nominal chemical composition of three Copper and Brass Research Association (CABRA) alloy designations.

(Values in parenthesis are not certified, but are given for information only.)

Copper-Base Alloys

Chemical Composition (Nominal Weight Percent)

SRM	Type	Cu	Zn	Pb	Fe	Sn	Ni	Al	Sb	As
1101	C1101	69.50	30.30	0.05	0.037	0.016	0.013	0.0006	0.012	0.009
1102	C1101	72.85	27.10	.020	.011	.006	.005	.0007	.005	.004
1103	C1103	59.23	35.7	3.73	.26	.88	.16	—	—	—
1104	C1104	61.33	35.3	2.77	.088	.43	.070	—	—	—
1105	C1105	63.7	34.0	2.0	.044	.21	.043	—	—	—
1106	C1106	59.08	40.08	0.032	.004	.74	.025	—	—	—
1107	C1107	61.21	37.34	.18	.037	1.04	.098	—	—	—
1108	C1108	64.95	34.42	.063	.050	0.39	.033	—	—	—
1109	C1109	82.2	17.4	.075	.053	.10	.10	—	—	—
1110	C1110	84.59	15.20	.033	.033	.051	.053	—	—	—
1111	C1111	87.14	12.81	.013	.010	.019	.022	—	—	—
1112	C1112	93.38	6.30	.057	.070	.12	.100	—	—	—
1113	C1113	95.03	4.80	.026	.043	.064	.057	—	—	—
1114	C1114	96.45	3.47	.012	.017	.027	.021	—	—	—
1115	C1115	87.96	11.73	.013	.13	.10	.074	—	—	—
1116	C1116	90.37	9.44	.042	.046	.044	.048	—	—	—
1117	C1117	93.01	6.87	.069	.014	.021	.020	—	—	—
1118	C1118	75.1	21.9	.025	.065	—	—	2.80	.010	.007
1119	C1119	.77.1	20.5	.050	.030	—	—	2.14	.050	.040
1120	C1120	.80.1	18.1	.105	.015	—	—	1.46	.100	.090
1121	C1121	.97.49	(0.01)	(.002)	.085	.01	.012	0.07	—	—
1122	C1122	.97.45	(.01)	(.003)	.16	(.01)	(.01)	.17	—	—
1123	C1123	.97.10	(.01)	(.001)	.04	(.01)	(.01)	.02	—	—

SRM		Be	Bi	Cd	Mn	P	Si	Ag	Te	Co	Cr
1101	C1101	0.00055	0.0004	0.0055	0.0055	0.0020	(0.005)	0.003	0.0015	—	—
1102	C1101	.00003	.0005	.0045	.0045	.0048	(.002)	.0010	.0003	—	—
1103	C1103	—	—	—	—	.003	—	—	—	—	—
1104	C1104	—	—	—	—	.005	—	—	—	—	—
1105	C1105	—	—	—	—	.003	—	—	—	—	—
1106	C1106	—	—	—	.005	—	—	—	—	—	—
1107	C1107	—	—	—	—	—	—	—	—	—	—
1108	C1108	—	—	—	.025	—	—	—	—	—	—
1109	C1109	—	—	—	—	.006	—	—	—	—	—
1110	C1110	—	—	—	—	—	—	—	—	—	—
1111	C1111	—	—	—	—	—	—	—	—	—	—
1112	C1112	—	—	—	—	.009	—	—	—	—	—
1113	C1113	—	—	—	—	.008	—	—	—	—	—
1114	C1114	—	—	—	—	.009	—	—	—	—	—
1115	C1115	—	—	—	—	.005	—	—	—	—	—
1116	C1116	—	—	—	—	.008	—	—	—	—	—
1117	C1117	—	—	—	—	.002	—	—	—	—	—
1118	C1118	—	—	—	—	.13	.0021	—	—	—	—
1119	C1119	—	—	—	—	.070	.0015	—	—	—	—
1120	C1120	—	—	—	—	.018	.0011	—	—	—	—
1121	C1121	1.90	—	—	(.004)	(.005)	.11	(.005)	—	0.295	(0.002)
1122	C1122	1.75	—	—	(.004)	(.004)	.17	(.005)	—	.220	(.002)
1123	C1123	0.46	—	—	(.002)	(.002)	.03	(.009)	—	2.35	(.002)

Lead-Base Alloys

SRM	Type	Other Forms	Chemical Composition (Nominal Weight Percent)									
			Cu	Ni	As	Sn	Sb	Bi	Ag	Fe		
31.4 mm D × 19 mm thick												
1131	Solder Pb60-Sn40 .	127b	0.011	0.012	0.01	39.3	0.43	0.06	0.01	—		
1132	Bearing Metal . . .	53e	.054	.003	.057	5.84	10.2	.052	—			<0.001

Nickel-Base Alloys

SRM	Type	Chemical Composition (Nominal Weight Percent)										
		C	Mn	P	S	Si	Cu	Ni	Cr	Mo	Co	Fe
31 mm D × 19 mm thick												
1159	Ni48, balance Fe	0.007	0.305	0.003	0.003	0.32	0.038	48.2	0.06	0.010	0.022	51.0
1160	Ni80, Mo4, balance Fe019	.550	.003	.001	.37	.021	80.3	.05	4.35	.054	14.3

Tin-Base Alloys

These tin metal SRM's have been prepared primarily for the tin-plate industry; they are useful for the calibration of optical emission spectroscopic equipment by the "point-to-point" technique.

SRM	Type	Chemical Composition (Nominal Weight Percent)									
		Cu	Ni	Co	As	Pb	Sb	Bi	Ag	Zn	Cd
6.4 mm D × 102 mm long											
431	Tin A . .	0.19	0.038	0.021	0.16	0.19	0.19	0.020	0.015	0.041	0.020
432	Tin B . .	.097	.020	.011	.075	.094	.095	.0098	.0095	.020	.0095
433	Tin C . .	.055	.0095	.0045	.047	.055	.050	.0052	.0055	.0095	.0053
434	Tin D . .	.019	.0044	.0020	.019	.022	.019	.0020	.0018	.0046	.0020
435	Tin E . .	.0077	.0024	.0011	.0090	.015	.010	.0011	.0010	.0020	.0011

Titanium-Base Alloys

SRM	Type	Chemical Composition (Nominal Weight Percent)					
		Mn	Cr	Fe	Mo	Al	V
31 mm D × 19 mm thick							
641	8Mn (A)	6.68	—	—	—	—	
642	8Mn (B)	9.08	—	—	—	—	
643	8Mn (C)	11.68	—	—	—	—	
644	2Cr-2Fe-2Mo (A)	—	1.03	1.36	3.61	—	
645	2Cr-2Fe-2Mo (B)	—	1.96	2.07	2.38	—	
646	2Cr-2Fe-2Mo (C)	—	3.43	2.14	1.11	—	
654a*	6Al-4V (B)	(<0.1)	(0.20)	(0.20)	(<0.05)	6.3 ₄	

*31 mm D × 6.4 mm thick.

Zinc-Base Alloys

Zinc-base alloy SRM's are available ranging from very high-purity zinc to commercial materials such as spelter and die-casting alloy compositions. They are supplied as bar segments (disks) intended for calibrating and checking optical emission and x-ray spectroscopic techniques. The certificate of analysis supplied with each gives the chemical composition determined at NBS and values determined by other laboratories that have cooperated in the certification of the SRM's. For high-purity Zinc, see High-Purity Metals, page 29.


(Values in parentheses are not certified, but are given for information only.)

SRM	Type	Chemical Composition (Nominal Weight Percent)							
		Cu	Al	Mg	Fe	Pb	Cd	Sn	Cr
625	Zinc-base A-ASTM AG 40A	0.034	3.06	0.070	0.036	0.0014	0.0007	0.0006	0.0128
626	Zinc-base B-ASTM AG 40A056	3.56	.020	.103	.0022	.0016	.0012	.0395
627	Zinc-base C-ASTM AG 40A132	3.88	.030	.023	.0082	.0051	.0042	.0038
628	Zinc-base D-ASTM AC 41A611	4.59	.0094	.066	.0045	.0040	.0017	.0087
629	Zinc-base E-ASTM AC 41A	1.50	5.15	.094	.017	.0135	.0155	.012	.0008
630	Zinc-base F-ASTM AC 41A	0.976	4.30	.030	.023	.0083	.0048	.0040	.0031
631	Zinc spelter (modified)0013	0.50	(<.001)	.005	(.001)	.0002	.0001	.0001

SRM	Mn	Ni	Si	In	Ga	Ca	Ag	Ge
625	0.031	0.0184	0.017	—	—	—	—	—
626	.048	.047	.042	—	—	—	—	—
627	.014	.0029	.021	—	—	—	—	—
628	.0091	.030	.009	—	—	—	—	—
629	.0017	.0075	.078	—	—	—	—	—
630	.0106	.0027	.022	—	—	—	—	—
631	.0015	(<.0005)	<.002	(0.0023)	(0.002)	<0.001	(<0.0005)	(0.0002)

Zirconium-Base Alloys

SRM	Type	Chemical Composition (Nominal Weight Percent)											
		C	Cr	Cu	Fe	Mn	Mo	Ni	N	Si	Ti	W	U
1212a	Zirconium C	0.28	0.063	0.015	0.071	0.030	0.012	0.043	0.012	0.035	0.015	0.014	0.010



Gases in Metals
Certified for Nitrogen (Wt %)

Steels (Chip Form)		
SRM	Type	Nitrogen
10g	Bessemer	0.015
12h	Basic Open Hearth, 0.4C006
32e	Ni-Cr (SAE 3140)009
50c	W18-Cr4-V1012
51b	Electric Furnace, 1.2C011
65d	Basic Electric Furnace, 0.3C013
72f	Cr-Mo (SAE X4130)009
73c	Stainless (Cr13) (SAE 420)037
100b	Manganese (SAE T1340)004
133a	Stainless (Cr13-Mo0.3-S0.3)032
139a	Cr-Ni-Mo (AISI 8640)008
153a	Co8-Mo9-W2-Cr4-V2 (Tool)024
160b	Stainless (AISI 316)039
343	Stainless (SAE 431)074
346	Valve (Cr22-Ni4-Mn9)441

Cast Irons (Chip Form)		
SRM	Type	Nitrogen
5L	Cast iron	0.006
6g	Cast iron006
7g	Cast iron (high phosphorus)004

Titanium Base (Chip Form)		
SRM	Type	Nitrogen
173a	6Al-4V	0.018
174	4Al-4Mn012
176	5Al-2.5Sn010

Steel (Granular Form)		
SRM	Type	Nitrogen
163	Low alloy, Cr1	0.007

Zirconium Base Alloys (Chip Form)		
SRM	Type	Nitrogen
360a	Zircaloy-2	0.0043

Certified for Oxygen and Nitrogen (ppm)

The SRM's are issued as rods, 6.4 mm in diameter and 102 mm long. They are to be used in the determination of oxygen and nitrogen by vacuum fusion, inert gas fusion, and neutron activation methods. SRM's 1095 to 1099 were prepared from the same melt as the "1200" series (1261-1625), see page 15. Values in parentheses are not certified; they are given for information only.

SRM	Type	Oxygen	Nitrogen
1090	Ingot iron	491	(60)
1091	Stainless steel (AISI 431)	131	(945)
1092	Vacuum-melted steel	28	(4)
1093	Valve steel	60	(4807)
1094	Maraging steel	4.5	(71)
1095	AISI 4340 steel	9	(37)
1096	AISI 94B17 (Mod) steel	10.7	40.4
1097	Cr-V (Mod) steel	6.6	(41)
1098	High Carbon (Mod) steel	10	32
1099	Electrolytic iron	61	(13)
1089	Set of 5: 1095, 1096, 1097, 1098, and 1099 .		

Certified for Hydrogen or Oxygen

SRM's intended for determination of hydrogen and oxygen in titanium-base alloys are available in sheet and rod form. These were designed primarily for calibration of vacuum fusion or inert gas fusion equipment.

SRM	Type	Unit Size	Wt/Unit (grams)	Oxygen (ppm)	Hydrogen (Wt %)
352	Unalloyed titanium for hydrogen	1/4 in square × 0.05 in thick	20	—	0.0032
353	Unalloyed titanium for hydrogen	1/4 in square × 0.05 in thick	20	—	.0098
354	Unalloyed titanium for hydrogen	1/4 in square × 0.05 in thick	20	—	.0215
355	Unalloyed	Rod-1/2 in D × 2 in long	—	3031	—
356	Alloy, 6Al-4V	Rod-.425 in D × 1 3/4 in long	—	1332	—

High-Purity Metals

Very high-purity metal SRM's are being made available to fill the needs of analysts determining impurity elements in high-purity metal materials. They are intended to serve as bench marks in calibration of methods and equipment; also, they are expected to be valuable in the development of new or improved methods and techniques for extending the sensitivity of detection in the determination of trace constituents in various materials by chemical, optical emission, solid mass spectroscopy, activation, and resistivity methods of analysis.

The Certificate of Analysis supplied with each high-purity SRM gives the state-of-the-art information on chemical composition in the cooperating laboratories for the various trace determinations reported.

High-purity gold is available in both wire and rod form. The wire form (W), is intended for applications such as spark source mass spectroscopic techniques. The low levels of impurities make it important for evaluating instrument and system blanks. The rod form (R), is intended for application in other methods of characterization.

Platinum is available in wire form as a high-purity material and as a doped composition material.

Zinc is available in a high-purity and in a less pure version. Both were prepared from the same starting material. The high-purity material is the result of further purification by vacuum distillation, zone refining, and degasification. The zinc is supplied in the form of semi circular bar segments.

SRM	Type	Unit Size	Chemical Compositions (Nominal Parts Per Million by Weight)				
			Cu	Ni	Sn	Pb	Zr
685W*	High-Purity Gold (Wire)	1.4mm D × 102mm long	0.1	—	—	—	—
685R*	High-Purity Gold (Rod)	5.9mm D × 25mm long	.1	—	—	—	—
680L1	High-Purity Platinum (Wire)	0.51mm D × 102mm long	.1	<1	—	<1	<0.1
680L2	High-Purity Platinum (Wire)	0.51mm D × 1.0m long					
681L1	Doped-Platinum (Wire)	0.51mm D × 102mm long	5.1	0.5	—	12	11
681L2	Doped-Platinum (Wire)	0.51mm D × 1.0m long					
682*	High-Purity Zinc	Semicircular segments 57mm D × 19mm long	0.042	—	(0.02)	—	—
683*	Zinc Metal	Semicircular segments 57mm D × 19mm long	5.9	—	(.02)	11.1	—

SRM	Ag	Mg	In	Fe	O	Pd	Au	Rh	Ir	Cd	Ti
685W*	[0.1]	—	0.007	0.3	[2]	—	—	—	—	—	—
685R*	[.1]	—	.007	.2	[<2]	—	—	—	—	—	—
680L1	.1	<1	—	.7	4	0.2	<1	<0.2	<0.01	—	—
680L2											
681L1	2.0	12	—	5	7	6	9	9	11	—	—
681L2											
682*	(0.02)	—	—	(0.1)	—	—	—	—	—	(0.1)	—
683*	1.3	—	—	2.2	—	—	—	—	—	1.1	(0.2)

*Certificate gives upper limits for other elements found to be present.

Electron Probe Microanalytical Standards

These SRM's provide a highly homogeneous material at about the micrometer of spatial resolution. They are intended primarily for use in calibration of quantitative electron probe microanalytical techniques.

Cartridge Brass

Cartridge Brass, SRM 478, consists of two specimens: A chill-cast cube (6mm on edge) with a polished chill-cast face and a wrought right circular cylinder (6mm in diameter and height).

SRM 478 is homogeneous at micrometer levels of spatial resolution for both copper and zinc. Details of the homogeneity testing are in NBS Miscellaneous Publication 260-10. Extensive test of SRM 478 with electron probe microanalyzers show that satisfactory analytical calibration can be performed using SRM 478.

Fe-Cr-Ni Alloy

The Fe-Cr-Ni alloy, SRM 479, is a wafer (4.6 mm in diameter and 1 mm thick) and is characterized for chemical homogeneity of iron, chromium, and nickel at the micrometer level of spatial resolution. It is satisfactory for use as a homogeneous material for electron probe microanalysis.

Tungsten-20% Molybdenum

The tungsten-20% molybdenum alloy, SRM 480, is a wafer (1 mm in diameter and 1 mm thick) with a core of tungsten-20% molybdenum wire embedded in pure molybdenum onto which pure tungsten has been deposited by electroplating to provide a composite. Details on homogeneity characterization are given in NBS Spec. Publ. 260-16. (See inside back cover for ordering instructions.)

Gold-Silver

Six color-coded wires (0.5 mm in diameter and 50 mm long) comprise SRM 481. The wires consist of a high-purity gold and a high-purity silver wire and four wires with nominal chemical composition differences in steps of 20%.

Gold-Copper

Six color-coded wires (0.5 mm in diameter and 50 mm long) comprise SRM 482, which is similar to the gold-silver set. In both sets special precautions were taken to achieve homogeneity on a microscopic scale.

Iron-3% Silicon

The iron-3% silicon microprobe, SRM 483, is a platelet (3 mm × 3 mm × 0.28 mm), and is characterized for chemical homogeneity of iron and silicon at the micrometer level of spatial resolution. It is satisfactory for use as a homogeneous material for electron probe microanalysis.

SRM	Type	Chemical Composition (Nominal Weight Percent)										
		Au	Cu	Ag	W	Mo	Si	Fe (by difference)	Cr	Ni	Zn	
478	Cartridge Brass	—	72.8 ₅	—	—	—	—	—	—	—	—	27.1 ₀
479	Fe-Cr-Ni Alloy	—	—	—	—	—	—	71.0	18.3	10.7	—	—
480	Tungsten-20 Mo Alloy	—	—	—	78.5	21.5	—	—	—	—	—	—
481	Au100A	100.00	—	—	—	—	—	—	—	—	—	—
	Au80-Ag20B	80.05	—	19.96	—	—	—	—	—	—	—	—
	Au60-Ag40C	60.05	—	39.92	—	—	—	—	—	—	—	—
	Au40-Ag60D	40.00	—	59.90	—	—	—	—	—	—	—	—
	Au20-Ag80E	22.43	—	77.58	—	—	—	—	—	—	—	—
	Ag100F	—	—	100.00	—	—	—	—	—	—	—	—
482	Au100A	100.00	—	—	—	—	—	—	—	—	—	—
	Au80-Cu20B	80.15	19.83	—	—	—	—	—	—	—	—	—
	Au60-Cu40C	60.36	39.64	—	—	—	—	—	—	—	—	—
	Au40-Cu60D	40.10	59.92	—	—	—	—	—	—	—	—	—
	Au20-Cu80E	20.12	79.85	—	—	—	—	—	—	—	—	—
	Cu100F	—	100.00	—	—	—	—	—	—	—	—	—
483	Iron-3% Silicon	—	—	—	—	—	3.22	96.7-96.8	—	—	—	—

Primary, Working, and Secondary Standard Chemicals

These SRM's are high-purity chemicals defined as primary, working, and secondary standards in accordance with recommendations of the Analytical Chemistry Section of the International Union of Pure and Applied Chemistry [Ref. Analyst 90, 251 (1965)]. These definitions are as follows:

Primary Standard:

a commercially available substance of purity 100 ± 0.02 percent (Purity 99.98+ percent).

Working Standard:

a commercially available substance of purity 100 ± 0.05 percent (Purity 99.95+ percent).

Secondary Standard:

a substance of lower purity which can be standardized against a primary grade standard.

SRM	Type	Wt/Unit (grams)	Certified Use	Purity Stoichiometric
17a	Sucrose	60	Polarimetric Value	a
40h	Sodium Oxalate	60	Reductometric Value	99.95
41a	Dextrose (D-glucose)	70	Reductometric Value	b
83c	Arsenic Trioxide	75	Reductometric Value	99.99
84h	Acid Potassium Phthalate	60	Acidimetric Value	99.99
136c	Potassium Dichromate	60	Oxidimetric Value	99.98
350	Benzoic Acid	30	Acidimetric Value	99.98
723	Tris(hydroxymethyl)aminomethane	50	Basimetric Value	99.97
944	Plutonium Sulfate Tetrahydrate	0.5	Assay	100
949d	Plutonium Metal	0.5	Assay	99.99
950a	Uranium Oxide (U ₃ O ₈)	25	Uranium Oxide Standard Value	99.94
951	Boric Acid	100	Acidimetric and Boron Isotopic Value	100.00
960	Uranium Metal	26	Assay	99.975
984	Rubidium Chloride	1	Assay and Isotopic	99.90
987	Strontium Carbonate	1	Assay and Isotopic	99.98
988	Strontium-84 Spike	0.010	Assay and Isotopic	99.9
999	Potassium Chloride	60	Assay Standard for Potassium Chloride	99.98 99.99

^aSucrose-Moisture <0.01 percent, Reducing Substances <0.02 percent, Ash 0.001 percent.

^bDextrose-Moisture <0.02 percent, Ash <0.01 percent.

Microchemical Standards

These SRM's are furnished as fine crystals of suitable homogeneity for use as standards for conventional microchemical methods of analysis employing samples of approximately 5 mg. See also Microprobe Standards, page 29.

SRM	Type	Wt/Unit (grams)	Elements Certified
140b	Benzoic acid	2	C,H
141b	Acetanilide	2	N,C,H
142	Anisic acid	2	Methoxyl (CH ₃ O-)
143c	Cystine	2	S,C,H,N (IN PREP)
147	Triphenyl phosphate	2	P
148	Nicotinic acid	2	N,C,H
2141	Urea	2	N
2142	o-Bromobenzoic Acid	2	Br
2143	p-Fluorobenzoic Acid	2	F
2144	m-Chlorobenzoic Acid	2	Cl

Clinical Laboratory Standards

These SRM's are intended for use in the calibration of apparatus and checking methods of analysis used in clinical and pathological laboratories, and to assist manufacturers of clinical products in meeting the chemical and physical specifications required for clinical chemicals. (For details on SRM's 930b and 931a, see Spectrophotometric Filters, page 55.)

SRM	Type	Purity %	Wt/Unit
911a	Cholesterol	99.4	2g
912	Urea	99.7	25g
913	Uric Acid	99.7	10g
914	Creatinine	99.8	10g
915	Calcium Carbonate*	99.9	20g
916	Bilirubin	99.0	100mg
917	D-Glucose	99.9	25g
918	Potassium Chloride	99.9	30g
919	Sodium Chloride	99.9	30g
920	D-Mannitol	99.8	50g
921	Cortisol	98.9	1g
922	Tris (hydroxymethyl) aminomethane	99.9	25g
923	Tris (hydroxymethyl) aminomethane HCl	99.7	35g
924	Lithium Carbonate	100.5	30g
925	VMA (4-hydroxy-3-methoxymandelic acid)	99.4	1g
930b	Glass Filters for Spectrophotometry		Set of 3
931a	Liquid Filters for Spectrophotometry		3 sets of 4
932	Quartz Cuvette for Spectrophotometry		1 each
933	Clinical Laboratory Thermometers	†	Set of 3
934	Clinical Laboratory Thermometer	††	1 each

*SRM 915, Calcium Carbonate, was used to develop the first referee method of analysis in clinical chemistry. This work is described in NBS Special Publication 260-36, A Referee Method for the Determination of Calcium in Serum. (See inside of back cover for ordering instructions.)

† Individually calibrated at 0°C and either 25, 30, or 37°C.

†† Individually calibrated at 0, 25, 30, and 37°C.

Biological Standards

These SRM's are intended for use in the calibration of apparatus and methods used in the analysis of biological materials for major, minor, and trace elements.

(Values in parentheses are not certified, but are given for information only.)

SRM	Type	Wt/Unit (grams)	Content in µg/g (or where noted, wt %)						
			As	Bi	B	Br	Cd	Ca	Cl
1571	Orchard Leaves	75	14	(0.1)	33	(10)	0.11	2.09%	(700)
1577	Liver, Bovine	50	(0.055)	—	—	—	.27	(123)	(2600)

SRM	Co	Cu	Cr	F	Fe	Pb	Li	Mg	Mn	Hg	Mo	Ni
1571	(0.2)	12	(2.3)	(4)	300	45	(14)	0.62%	91	0.155	—	1.3
1577	(.18)	193	—	—	270	0.34	—	(605)	10.3	.016	(3.2)	—

SRM	N	P	K	Rb	Se	Ag	Na	Sr	S	Tl	U	Zn
1571	2.76%	0.21%	1.41%	12	0.08	—	82	(37)	(2300)	—	0.029	25
1577	10.6%	—	0.97%	18.3	1.1	(0.06)	0.243%	(0.14)	—	(0.05)	(.0008)	130

Environmental Standards

Analyzed Gases

These SRM's are intended for the calibration of apparatus used for the measurement of various components in gas mixtures, and in some cases for particular atmospheric pollutants. Each SRM is accurately certified and is primarily intended to monitor and correct for long-term drifts in instruments used.

SRM	Type	Vol/Unit (liters at STP)	Nominal Concentrations
1604a	Oxygen in Nitrogen	68	O ₂ , 1.5 ppm
1607	Oxygen in Nitrogen	68	O ₂ , 212 ppm
1609	Oxygen in Nitrogen	68	O ₂ , 20.95 mole percent
1665	Propane in Air	870	C ₃ H ₈ , 3 ppm
1666	Propane in Air	870	C ₃ H ₈ , 10 ppm
1667	Propane in Air	870	C ₃ H ₈ , 50 ppm
1668	Propane in Air	870	C ₃ H ₈ , 100 ppm
1669	Propane in Air	870	C ₃ H ₈ , 500 ppm
1673	Carbon Dioxide in Nitrogen	870	CO ₂ , 1.0 mol %
1674	Carbon Dioxide in Nitrogen	870	CO ₂ , 7.5 mol %
1675	Carbon Dioxide in Nitrogen	870	CO ₂ , 15.0 mol %
1677	Carbon Monoxide in Nitrogen	870	CO, 10 ppm
1678	Carbon Monoxide in Nitrogen	870	CO, 50 ppm
1679	Carbon Monoxide in Nitrogen	870	CO, 100 ppm
1680	Carbon Monoxide in Nitrogen	870	CO, 500 ppm
1681	Carbon Monoxide in Nitrogen	870	CO, 1000 ppm
1683	Nitric Oxide in Nitrogen	870	NO, 50 ppm
1684	Nitric Oxide in Nitrogen	870	NO, 100 ppm
1685	Nitric Oxide in Nitrogen	870	NO, 250 ppm
1686	Nitric Oxide in Nitrogen	870	NO, 500 ppm
1687	Nitric Oxide in Nitrogen	870	NO, 1000 ppm

Analyzed Liquids

These SRM's are intended for use in the analysis of liquids for elements that, when liberated, could become environmental pollutants.

SRM	Type	Element Certified	Nominal Concentration	Vol/Unit (ml)
1621	Sulfur in Residual Fuel Oil	S	1.05 %	100
1622	Sulfur in Residual Fuel Oil	S	2.14 %	100
1623	Sulfur in Residual Fuel Oil	S	0.268 %	100
1624	Sulfur in Distillate Fuel Oil	S	.211%	100
1636	Lead in Reference Fuel	Pb	12, 20, 28 and 773 µg/g*	3 vials each
1637	Lead in Reference Fuel	Pb	12, 20, and 28 µg/g*	4 vials each
1638	Lead in Reference Fuel	Pb	773 µg/g*	12 vials
1641	Mercury in Water	Hg	1.49 µg/ml	120
1642	Mercury in Water	Hg	1.18 ng/ml	950

*Equivalent grams per gallon are: 0.03, 0.05, 0.07, and 2.0 g/gal, respectively.

Analyzed Solids

These SRM's are intended for use in the analysis of materials for elements of interest in health or environmental problems. (See also Clinical SRM's page 32.)

SRM	Type	Element Certified	Content	Wt/Unit
1579	Powdered Lead Based Paint	Pb	11.87 wt%	35
1631	Sulfur in Coal	S		set (3)

Permeation Tubes

These SRM's are intended for calibrating air pollution monitoring apparatus, and may be used to verify air pollution analytical methods and procedures. Each tube is individually certified.

Sulfur Dioxide

Sulfur dioxide permeation tubes are available in three lengths—2, 5, and 10 centimeters. The permeation rates are certified over the temperature range of 20 to 30 °C. The following table is provided as a guide in the selection of the appropriate length. The values in the table do not represent certified values for any SRM. The concentrations of SO₂ in ppm are based on an approximate permeation rate of 0.28 µg per cm per minute at 25 °C, for flow rates of 1, 5, and 10 liters per minute.

SRM	Type	Tube Length (cm)	Permeation Rate (µg per min)	Typical Concentrations (ppm) Flow Rates (liters per minute)		
				1	5	10
1625	Sulfur Dioxide Permeation Tube	10	2.8	1.07	0.214	0.107
1626	Sulfur Dioxide Permeation Tube	5	1.4	0.535	.107	.0535
1627	Sulfur Dioxide Permeation Tube	2	0.56	.214	.0428	.0214

Nitrogen Dioxide

Nitrogen dioxide permeation device (SRM 1629) are calibrated at 25.0 °C only. The temperature coefficient given with each tube provides the means to calculate permeation rates at other temperatures near 25 °C. The permeation rates for these tubes are between 0.5 and 1.5 µg per minute at 25 °C. A tube with a rate of 1.0 µg per minute, in an air-flow of one liter per minute at 25 °C, will produce a concentration of 0.5 ppm of NO₂.

Trace Elements in Fossil Fuels

These SRM's are intended for use in calibrating instruments and checking analytical techniques and procedures employed in the determination of trace elements in fossil fuels and materials with similar matrices. [See also: Biological Standards, page 32; Trace Element Standards, page 40.]

SRM	Type	Wt/Unit	Chemical Composition (µg/g)						
			As	Be	Cd	Cr	Co	Cu	Fe
1632	Coal	75g	5.9	(1.5)	0.19	20.2	(6)	18	8700
1633	Coal Fly Ash	75g	61	(12)	1.45	131	(38)	128	—
1634	Fuel Oil (In Prep)	100 ml	(*)	(*)	(*)	(*)	—	—	—

SRM	Pb	Mn	Hg	Ni	P	K	Rb	Se	Si	Ag
1632	30	40	0.12	15	—	—	—	2.9	(3.2%)	(<0.1)
1633	70	493	.14	98	—	(1.72%)	(112)	9.4	—	—
1634	(*)	(*)	(*)	(*)	(*)	—	—	(*)	—	—

SRM	Sr	S	Te	Tl	Th	Ti	U	V	Zn
1632	—	—	(<0.1)	0.59	(3.0)	(800)	1.4	35	37
1633	(1380)	—	—	(4)	24	—	11.6	214	210
1634	—	(*)	—	(*)	(*)	—	(*)	(*)	—

*Planned to be certified.

Forensic Standards

These SRM's are intended for use in the calibration of apparatus and the evaluation of methods used in the analysis of materials of interest to law enforcement agencies. (For details on SRM 1820, see Refractive Index Standards, page 57.)

SRM	Type	Certification	Unit of Issue
1820	Glass, Borosilicate	Refractive Index	2 slabs; one polished, one unpolished
1821	Ethanol	Purity-99.99%	10 ml

Hydrocarbon Blends

Six standard hydrocarbon blends are available for calibration of mass spectrometers and gas chromatographic procedures used in the analysis of gasolines, naphthas, and blending stocks. The even numbered SRM's, 592*, 594, 596, and 598*, are representative of typical virgin naphthas and the odd numbered SRM's 593, 595, 597, and 599, are representative of typical catalytically cracked naphthas in the C₇ and C₈ paraffin and cycloparaffin series.

Each SRM is supplied in a unit of ten sealed ampoules. Each ampoule contains 0.03 ml of the blend. Each ampoule is intended to provide material for only one calibration analysis so that possible fractionation of components will be avoided.

For individual components present in the mixtures in the amount of 10% or less (by volume), the limits of error in composition are not greater than ± 0.01 percent and for components present in more than 10 percent, the limits of error are not greater than ± 0.10 percent.

SRM	592*	593	594	595	596	597	598*	599
Blend No.	1	2	3	4	5	6	7	8
Unit (Ampoules)	10	10	10	10	10	10	10	10
Hydrocarbon	Volume Percent (Nominal)							
n-Heptane	45	17	—	—	—	—	—	—
2-Methylhexane	23	25	—	—	—	—	—	—
3-Methylhexane	16	30	—	—	—	—	—	—
2,2-Dimethylpentane	4	—	—	—	—	—	—	—
2,3-Dimethylpentane	6	20	—	—	—	—	—	—
2,4-Dimethylpentane	5	8	—	—	—	—	—	—
3,3-Dimethylpentane	1	—	—	—	—	—	—	—
n-Octane	—	—	39	12	—	—	—	—
2-Methylheptane	—	—	19	25	—	—	—	—
3-Methylheptane	—	—	16	23	—	—	—	—
4-Methylheptane	—	—	8	8	—	—	—	—
3-Ethylhexane	—	—	3	3	—	—	—	—
2,3-Dimethylhexane	—	—	4	9	—	—	—	—
2,4-Dimethylhexane	—	—	5	5	—	—	—	—
2,5-Dimethylhexane	—	—	6	9	—	—	—	—
3,4-Dimethylhexane	—	—	—	6	—	—	—	—
Methylcyclohexane	—	—	—	—	57	32	—	—
Ethylcyclopentane	—	—	—	—	9	14	—	—
1,1-Dimethylcyclopentane	—	—	—	—	4	3	—	—
1,trans-2-Dimethylcyclopentane	—	—	—	—	14	30	—	—
1,trans-3-Dimethylcyclopentane	—	—	—	—	16	21	—	—
Ethylcyclohexane	—	—	—	—	—	—	—	17
1,trans-2-Dimethylcyclohexane	—	—	—	—	—	—	20	7
1,cis-3-Dimethylcyclohexane	—	—	—	—	—	—	18	7
1,trans-4-Dimethylcyclohexane	—	—	—	—	—	—	25	19
1,trans-4-Dimethylcyclohexane	—	—	—	—	—	—	11	14
1-Methyl-cis-2-ethylcyclopentane	—	—	—	—	—	—	7	20
1,1,3-Trimethylcyclopentane	—	—	—	—	—	—	5	4
1,trans-2-cis-3-Trimethylcyclopentane	—	—	—	—	—	—	9	6
1,trans-2-cis-4-Trimethylcyclopentane	—	—	—	—	—	—	5	13

*Temporarily out of stock.

Metallo-organic Compounds

These SRM's are intended for the preparation of solutions in oils of known and reproducible concentrations of metals. Because "matrix" effects occur, it is desirable to prepare the standard solutions in oil identical or similar to the oil being studied. Possession of an adequate collection of these metallo-organic SRM's permits the preparation of any desired blend of known concentrations of metal in the appropriate lubricating oil. They are used primarily for the calibration of spectrochemical equipment used in the determination of metals in lubricating oil. This technique is used extensively in the defense program, the transportation industry, and other industries where the consequences of failure of a moving metal part may range from inconvenient to catastrophic.

The Certificate supplied with each SRM gives the percentage of the element of interest and directions for preparing a solution of known concentration in lubricating oil.

SRM	Constituent Certified		Wt/Unit (grams)	Type
	Element	(wt. percent)		
1075a	Al	8.07	5	Aluminum 2-ethylhexanoate
1051b	Ba	28.7	5	Barium cyclohexanebutyrate
1063a	B	2.4	5	Menthyl borate
1053a	Cd	24.8	5	Cadmium cyclohexanebutyrate
1074a	Ca	12.5	5	Calcium 2-ethylhexanoate
1078b	Cr	9.6	5	Tris(1-phenyl-1,3-butanediono)chromium (III)
1055b	Co	14.8	5	Cobalt cyclohexanebutyrate
1080a	Cu	16.37	5	Bis (1-phenyl-1,3-butanediono) copper (II)
1079b	Fe	10.45	5	Tris (1-phenyl-1,3-butanediono) iron (III)
1059b	Pb	36.65	5	Lead cyclohexanebutyrate
1060a	Li	4.1	5	Lithium cyclohexanebutyrate
1061c	Mg	6.45	5	Magnesium cyclohexanebutyrate
1062a	Mn	13.8	5	Manganous cyclohexanebutyrate
1064	Hg	36.2	5	Mercuric cyclohexanebutyrate
1065b	Ni	13.89	5	Nickel cyclohexanebutyrate
1071a	P	9.5	5	Triphenyl phosphate
1066a	Si	14.14	5	Octaphenylcyclotetrasiloxane
1076	K	10.1	5	Potassium erucate
1077a	Ag	42.60	5	Silver 2-ethylhexanoate
1069b	Na	12.0	5	Sodium cyclohexanebutyrate
1070a	Sr	20.7	5	Strontium cyclohexanebutyrate
1057b	Sn	22.95	5	Dibutyltin bis (2-ethylhexanoate)
1052b	V	13.01	5	Bis (1-phenyl-1,3-butanediono) oxovanadium (IV)
1073b	Zn	16.66	5	Zinc cyclohexanebutyrate

Fertilizer Standards

These SRM's are intended for use in the fertilizer industry as working standards for the determination of the certified constituents.

SRM	Type	Wt/Unit (g)	Certified Composition (Wt percent)		
			N	P	K
193	Potassium Nitrate	90	13.85	—	38.66
194	Ammonium Dihydrogen Phosphate	90	12.15	29.92	—
200	Potassium Dihydrogen Phosphate	90	—	22.74	28.76

Ores

These SRM's are intended for use in checking the accuracy of assay methods. They are certified for their content of elements of economic interest, and occasionally, have additional data given for information only. These SRM's are supplied in the form of fine powders, usually passing a 100-mesh or finer sieve.

Chemical Composition (Nominal Weight Percent)

SRM	Type	Wt/Unit (grams)	CaF	Fe	Mn	Li ₂ O	SiO ₂	P ₂ O ₅	P	Available Oxygen
25c	Manganese	100	—	—	57.85	—	2.36	0.22	—	16.7
27e	Iron (Sibley)	100	—	66.58	—	—	3.65	—	0.042	—
79a	Fluorspar	120	97.39	—	—	—	—	—	—	—
180	Fluorspar, high-grade	120	98.8	—	—	—	—	—	—	—
181	Lithium (Spodumene)	45	—	—	—	6.4	—	—	—	—
182	Lithium (Petalite)	45	—	—	—	4.3	—	—	—	—
183	Lithium (Lepidolite)	45	—	—	—	4.1	—	—	—	—

Chemical Composition (Nominal Weight Percent as the Oxide)

SRM	Type	Wt/Unit (grams)	Al ₂ O ₃	CaO	P ₂ O ₅	SiO ₂	Fe ₂ O ₃	F	CO ₂	TiO ₂	Na ₂ O	MgO
120b	Phosphate Rock (Florida)	90	1.06	49.40	34.57	4.68	1.10	3.84	2.79	0.15	<0.35	0.28

SRM	K ₂ O	K ₂ O	MnO	CdO
120b	<0.12	0.090	0.28	0.002

Concentrations

SRM	Type	Wt/Unit (grams)	Total Cu %	Re	Mo	Au	Ag
330	Copper, millheads	100	0.84	(0.3) ppm	—	—	—
331	Copper, milltails	100	.091	(.05) ppm	—	—	—
332	Copper, concentrate	50	28.45	(10.2) ppm	—	—	—
333	Molybdenum, concentrate	35	1.038	0.087 %	(*)	—	—

*Nominal value 93% MoS₂

Chemical Composition (Nominal Weight Percent)

SRM	Type	Wt/Unit (grams)	Zn	Pb	Fe	CaO	MgO	Cd
113a	Zinc, concentrate	100	57. ₃	2.80	2.08	1.1 ₉	0.75	0.78
329	Zinc, concentrate	100	45. ₅	6.0 ₆	12.9 ₄	0.08	.16 ₅	.14

SRM	Cu	Co	Ni	S	SiO ₂	In	Ag	Moisture
113a	0.31	(0.11)	(0.07)	30.6	(1.54)	—	13. ₆	0.08
329	.13 ₂	(.009)	(.0006)	(31.7)	(0.61)	0.019	2.4	.4 ₅

*Troy ounces per ton.

Cements

These SRM's are furnished for x-ray spectroscopic analysis and for chemical analysis of cements and related materials. Because these SRM's are hygroscopic, each unit consists of three sealed vials each containing approximately 5 g of material. (Values in parentheses are not certified, but are given for information only.)

Chemical Composition
(Nominal Weight Percent as the Oxide)

SRM	Type	Wt/Unit (grams)	SiO ₂	Al ₂ O ₃	Fe ₂ O ₃	TiO ₂	P ₂ O ₅
633	Portland B (red)	15	21.9	3.7 ₄	4.2	0.24	0.24
634	Portland C (gold)	15	20.7	5.2	2.8 ₇	.30	.10
635	Portland D (blue)	15	18.5	6.2	2.6 ₅	.32	.17
636	Portland F (yellow)	15	23.2	3.1	1.6 ₂	.17	.09
637	Portland G (pink)	15	23.1	3.3	1.8 ₀	.21	.25
638	Portland I (green)	15	21.4	4.5	3.5 ₈	.25	.06
639	Portland J (clear)	15	21.6	4.3	2.4 ₂	.31	.08
1016	Portland	15	21.05	4.97	3.71	.34	.13

SRM	CaO (+SrO)	SrO	MgO	SO ₃	Mn ₂ O ₃	Na ₂ O	K ₂ O	Li ₂ O	Rb ₂ O	Loss on Ignition
633	64. ₅	0.31	1.0 ₄	2.1 ₈	0.04	0.6 ₄	0.16 ₅	—	—	0.7 ₅
634	62. ₆	.12	3.4	2.1 ₆	.28	.14	.43	—	—	1.6 ₁
635	59. ₈	.22	1.2 ₅	7.0	.09	.07	.45	—	—	3.2 ₅
636	63. ₅	.04	4.0	2.3	.12	.10	.57	—	—	1.1 ₆
637	66. ₀	.10	0.7 ₂	2.3 ₃	.06	.13	.24 ₅	—	—	1.6 ₈
638	62. ₁	.07	3.8 ₄	2.3	.05	.12	.59	—	—	0.9 ₅
639	65. ₈	.15	1.2 ₉	2.4	.08	.6 ₅	.05	—	—	1.0
1016	65.26	.25	0.42	2.27	.04	.55	.04	(0.012)	(<0.001)	1.20

Minerals, Refractories, Carbides, and Glasses

These SRM's are supplied in the form of powders, usually 100 mesh or finer. They are intended to provide materials for checking the accuracy of methods used in the analysis of similar materials, primarily in the glass, ceramics, and steel industries.

Minerals

Chemical Composition
(Nominal Weight Percent as the Oxide)

SRM	Type	Wt/Unit (grams)	SiO ₂	Fe ₂ O ₃	Al ₂ O ₃	TiO ₂	MnO	CaO
1b	Limestone, argillaceous	50	4.92	0.75	1.12	0.046	0.20	50.9
88a	Limestone, dolomitic	50	1.20	.28	0.19	.02	.03	30.1
70a	Feldspar, potash	40	67.1	.075	17.9	.01	—	0.11
99a	Feldspar, soda	40	65.2	.065	20.5	.007	—	2.14
97a	Clay, flint	60	43.7	.45	38.8	1.90	—	0.11
98a	Clay, plastic	60	48.9	1.34	33.2	1.61	—	.31
81a	Glass sand	1N PREP	—	—	—	—	—	—
165a	Glass sand (low iron)	1N PREP	—	—	—	—	—	—
154b	Titanium dioxide	90	—	—	—	99.74	—	—

SRM	SrO	MgO	Cr ₂ O ₃	Na ₂ O	K ₂ O	Li ₂ O	ZrO ₂	BaO	Rb ₂ O	P ₂ O ₅	CO ₂	Loss on Ignition
1b	0.14	0.36	—	0.04	0.25	—	—	—	—	0.08	40.4	41.1
88a	.01	21.3	—	.01	.12	—	—	—	—	.01	46.6	46.7
70a	—	—	—	2.55	11.8	—	—	0.02	0.06	—	—	0.40
99a	—	0.02	—	6.2	5.2	—	—	.26	—	.02	—	0.26
97a	.18	.15	0.03	0.037	0.50	0.11	0.063	.078	—	.36	—	13.32
98a	.039	.42	.03	.082	1.04	.070	.042	.03	—	.11	—	12.44
81a	—	—	—	—	—	—	—	—	—	—	—	—
165a	—	—	—	—	—	—	—	—	—	—	—	—
154b	—	—	—	—	—	—	—	—	—	—	—	—

Refractories

Chemical Composition
(Nominal Weight Percent as the Oxide)

SRM	Type	Wt/Unit (grams)	SiO ₂	Al ₂ O ₃	Total as Fe ₂ O ₃	FeO	TiO ₂
76a	Burned Refractory (Al ₂ O ₃ -40%)	IN PREP					
77a	Burned Refractory (Al ₂ O ₃ -60%)	IN PREP					
78a	Burned Refractory (Al ₂ O ₃ -70%)	IN PREP					
103a	Chrome refractory	60	4.6	29.96	—	12.43	0.22
198	Silica refractory	45	—	0.16	0.66	—	.02
199	Silica refractory	45	—	.48	.74	—	.06

SRM	ZrO ₂	MnO	P ₂ O ₅	Cr ₂ O ₃	CaO	MgO	Li ₂ O	Na ₂ O	K ₂ O	Loss on Ignition
76a										
77a										
78a										
103a	0.01	0.11	0.01	32.06	0.69	18.54	—	—	—	—
198	<.01	.008	.022	—	2.71	0.07	0.001	0.012	0.017	0.21
199	.01	.007	.015	—	2.41	.13	.002	.015	.094	.17

Carbides

SRM	Type	Wt/Unit (grams)	Total Carbon (Wt. %)
276	Tungsten Carbide	75	6.09

Glasses

Chemical Composition (Nominal Weight Percent)

SRM	Type	Wt/Unit (grams)	SiO ₂	PbO	Al ₂ O ₃	Fe ₂ O ₃	ZnO	MnO	TiO ₂	ZrO ₂
89	Lead-Barium	45 g	65.35	17.50	0.18	0.049	—	0.088	0.01	0.005
91	Opal	45 g	67.53	0.097	6.01	.081	0.08	.008	.019	.0095
92	Low-Boron	45 g	—	—	—	—	—	—	—	—
93a	High-Boron	Wafers 32 mm D × 6 mm	80.8	—	2.3	.029	—	—	.012	.03
620	Soda-Lime, Flat	3 platelets 35 × 35 × 3 mm	72.1	—	1.8	.04	—	—	.02	—
621	Soda-Lime, Container	IN PREP								

SRM	CaO	BaO	MgO	K ₂ O	Na ₂ O	B ₂ O ₃	P ₂ O ₅	As ₂ O ₅	As ₂ O ₃	SO ₃	Cl	F	Loss on Ignition
89	0.21	1.40	0.03	8.40	5.70	—	0.23	0.36	0.03	0.03	0.05	—	0.32
91	10.48	—	.008	3.25	8.48	—	.022	.102	.091	—	.014	5.72	—
92	—	—	—	—	—	0.70	—	—	—	—	—	—	—
93a	<0.02	—	<.01	0.01	4.0	12.6	—	—	—	—	—	—	—
620	7.1	—	3.7	.4	14.4	—	—	—	.06	.3	—	—	—
621													


Trace Element Standards

The SRM's listed below were designed for trace chemical analysis, specifically for calibrating instruments and checking analytical techniques and procedures used to determine trace elements in various inorganic matrices. In addition many SRM's certified for chemical composition have one or more constituents certified at or below the 100 $\mu\text{g/g}$ level. Some SRM's in the following categories may be of use in trace analytical work:

Steels (pages 10-21); High Purity Metals (page 29); Non ferrous alloys (pages 22-27); Environmental Standards (pages 33-34); and Biological Standards (page 32).

SRM	Type-Matrix	Size	Unit of Issue
607	Trace Elements in Feldspar		5 gram
608	Trace Elements in Glass, Set	Wafers 3 mm thick	Set: 2 each 614 and 616
609	Trace Elements in Glass, Set	Wafers 1 mm thick	Set: 2 each 615 and 617
610	Trace Elements in Glass, 500 ppm	Wafers 3 mm thick	6 Wafers
611	Trace Elements in Glass, 500 ppm	Wafers 1 mm thick	6 Wafers
612	Trace Elements in Glass, 50 ppm	Wafers 3 mm thick	6 Wafers
613	Trace Elements in Glass, 50 ppm	Wafers 1 mm thick	6 Wafers
614	Trace Elements in Glass, 1 ppm	Wafers 3 mm thick	6 Wafers
615	Trace Elements in Glass, 1 ppm	Wafers 1 mm thick	6 Wafers
616	Trace Elements in Glass, 0.02 ppm	Wafers 3 mm thick	6 Wafers
617	Trace Elements in Glass, 0.02 ppm	Wafers 1 mm thick	6 Wafers
618	Trace Elements in Glass, Set	Wafers 3 mm thick	Set: 1 each 610, 612, 614 and 616
619	Trace Elements in Glass, Set	Wafers 1 mm thick	Set: 1 each 611, 613, 615 and 617

NOTE: Glass—Nominal Composition: 72% SiO_2 , 12% CaO , 14% Na_2O , and 2% Al_2O_3 .



Trace Element Standards (Nominal Concentrations)

Element	607 (ppm)	610-611 (ppm)	612-613 (ppm)	614-615 (ppm)	616-617 (ppm)
Antimony	—	—	—	(1.06)	(0.078)
Barium	—	—	(41)	—	—
Boron	—	(351)	(32)	(1.30)	(0.20)
Cadmium	—	—	—	(0.55)	—
Cerium	—	—	(39)	—	—
Chromium	—	(398.5)	(37.8)	(0.99)	—
Cobalt	—	(390)	(35.5)	0.71	—
Copper	—	(444)	(37.7)	1.34	(0.65)
Dysprosium	—	—	(35)	—	—
Erbium	—	—	(39)	—	—
Europium	—	—	(36)	(0.99)	—
Gadolinium	—	—	(39)	—	—
Gallium	—	—	—	(1.3)	(0.23)
Gold	—	(25)	(5)	(0.5)	(0.18)
Indium	—	—	—	(0.75)	(0.26)
Iron	—	458	51	13.5	(11)
Lanthanum	—	—	(36)	(0.83)	(0.034)
Lead	—	426	38.57	2.32	1.85
Manganese	—	485	(39.6)	(1.41)	0.62
Molybdenum	—	(422.6)	(36.94)	(0.79)	—
Neodymium	—	—	(36)	—	—
Nickel	—	458.7	38.8	(0.95)	—
Potassium	—	(461)	(64)	30	29
Rhenium	—	(49.43)	(6.67)	(0.17)	(0.004)
Rubidium	523.90	425.7	31.4	0.855	0.0998
Samarium	—	—	(39)	—	—
Scandium	—	—	—	(0.59)	(0.026)
Silver	—	(254)	22.0	0.42	—
Strontium	65.485	515.5	78.4	45.8	41.72
Thallium	—	(61.8)	15.7	0.269	(0.0082)
Tantalum	—	(447)	(44)	(0.74)	(0.025)
Thorium	—	457.2	37.79	0.748	0.0252
Titanium	—	(437)	(50.1)	(3.1)	(2.5)
Uranium	—	461.5	37.38	0.823	0.0721
Ytterbium	—	—	(42)	—	—
Zinc	—	(433)	—	(2.43)	—

In addition to the 35 elements listed above, the Glass SRM's contain the following 26 elements: As, Be, Bi, Cs, Cl, F, Ge, Hf, Hg, Li, Lu, Mg, Nb, P, Pr, Se, S, Te, Tb, Tm, Sn, W, V, Y, and Zr.

Nuclear Materials

Special Nuclear Materials

These SRM's consist of four groups: Plutonium Assay Standards, Plutonium Isotopic Standards, Uranium Assay Standards, and Uranium Isotopic Standards.

These SRM's are available to AEC contractors, AEC or State Licensees, and foreign governments that have entered an Agreement for Cooperation with the U.S. Government concerning the Civil Uses of Atomic Energy. The purchase request for these SRM's must be made on special forms obtainable from the Office of Standard Reference Materials, Room B311, Chemistry Building, National Bureau of Standards, Washington, D.C. 20234.

Plutonium Assay Standards

SRM	Type	Certified for	Wt/Units (grams)	Purity (%)
944	Plutonium sulfate tetrahydrate	Plutonium Content	0.5	47.50*
945	Plutonium metal, standard matrix	Impurities	5	(99.9)
949d	Plutonium metal assay	Plutonium Content	0.5†	99.99

*Stoichiometric †Nominal weight (Values in parentheses are not certified, but are given for information only.)

Plutonium Isotopic Standards

SRM	Type	Wt/Units (grams)	Atom Percent				
			²³⁸ Pu	²³⁹ Pu	²⁴⁰ Pu	²⁴¹ Pu	²⁴² Pu
946	Plutonium Sulfate Tetrahydrate	0.25	0.247	83.128	12.069	3.991	0.565
947	Plutonium Sulfate Tetrahydrate25	.296	75.696	18.288	4.540	1.180
948	Plutonium Sulfate Tetrahydrate25	.011	91.574	7.914	0.468	0.0330

Uranium Assay Standards

SRM	Type	Certified For	Wt/Unit (grams)	Purity (%)
950a	Uranium Oxide	Uranium Oxide	25	99.94 (U ₃ O ₈)
960	Uranium Metal	Uranium	26	99.975 (U)

Uranium Isotopic Standards

SRM	Uranium Oxide (U ₃ O ₈)	Wt (grams)	Atom Percent			
			²³⁴ U	²³⁵ U	²³⁶ U	²³⁸ U
U-002	Depleted	1.0	0.00016	0.01755	<0.00001	99.9823
U-005	Depleted	1.0	.00218	.4895	.0046	99.504
U-010	Enriched	1.0	.00541	1.0037	.00681	98.984
U-015	Enriched	1.0	.00850	1.5323	.0164	98.443
U-020	Enriched	1.0	.0125	2.038	.0165	97.933
U-030	Enriched	1.0	.0190	3.046	.0204	96.915
U-050	Enriched	1.0	.0279	5.010	.0480	94.915
U-100	Enriched	1.0	.0676	10.190	.0379	89.704
U-150	Enriched	1.0	.0993	15.307	.0660	84.528
U-200	Enriched	1.0	.1246	20.013	.2116	79.651
U-350	Enriched	1.0	.2498	35.190	.1673	64.393
U-500	Enriched	1.0	.5181	49.696	.0755	49.711
U-750	Enriched	1.0	.5923	75.357	.2499	23.801
U-800	Enriched	1.0	.6563	80.279	.2445	18.820
U-850	Enriched	1.0	.6437	85.137	.3704	13.848
U-900	Enriched	1.0	.7777	90.196	.3327	8.693
U-930	Enriched	1.0	1.0812	93.336	.2027	5.380
U-970	Enriched	1.0	1.6653	97.663	.1491	0.5229

Neutron Density Standard

This SRM is provided as a reference source of a cobalt-in-aluminum alloy to serve as a neutron density monitor wire SRM. Accurate determination of thermal neutron densities is essential in irradiation tests to obtain a basis for comparison of densities among reactors, in applying data in the design of reactors, in understanding the mechanisms of radiation damage, and for use in neutron activation analysis. The wire is 0.5 mm in diameter and 1 meter long.

SRM	Type	Cobalt Content (Weight percent)
953	Neutron density monitor wire (Co in Al)	0.116

Fission Track Glass Standards

These SRM's, at four uranium concentration levels, will aid fission track laboratories in interlaboratory comparisons of data and in monitoring neutron flux for irradiations. The fission track glass standards are certified for the neutron flux ($n \cdot \text{cm}^{-2} \cdot \text{sec}^{-1}$) that induced uranium fission in selected wafers. The materials were irradiated in the NBS 10 Megawatt Research Reactor, at two different neutron energies.

Each SRM unit contains four unirradiated glass wafers and two irradiated wafers. One wafer was irradiated in the NBS Reactor pneumatic transfer facility RT-3, which has a cadmium ratio of 10.2 for gold and 65 for copper; the other wafer was irradiated in RT-4, which has a cadmium ratio of 87 for gold and 536 for copper.

SRM	Total U concentration ppm (by weight)	^{235}U atom percent	Irradiation time (sec.)
961	461.5 ± 1.1	0.2376	RT-3 8
			RT-4 12
962	37.38 ± 0.08	0.2392	RT-3 8
			RT-4 12
963	0.823 ± 0.002	0.2792	RT-3 80
			RT-4 120
964	0.0721 ± 0.0013	0.616	RT-3 360
			RT-4 540

Isotopic Reference Standards

SRM's for isotopic ratio are natural-ratio materials, unless otherwise noted, and are furnished with a certificate of isotopic composition.

The isotopic composition of these SRM's has been determined by mass spectrometry, by comparison with mixtures prepared from high-purity separated isotopes. They are useful for those looking for small variations in the isotopic composition of the elements, and for the evaluation of mass discrimination effects encountered in the operation of mass spectrometers.

A description of the methods used in the characterization of the normal and enriched boric acid, SRM's 951 and 952, is given in NBS Special Publication 260-17. (See inside of back cover for ordering instructions.)

SRM	Isotopic Reference Standards	Element Certified	Wt/Unit (grams)
951	Boric Acid	Boron	1.0
952	Boric Acid, 95% Enriched ^{10}B	Boron	100
975	Sodium Chloride	Chlorine	0.25
976	Copper Metal	Copper	.25
977	Sodium Bromide	Bromine	.25
978	Silver Nitrate	Silver	.25
979	Chromium Nitrate	Chromium	.25
980	Magnesium Metal	Magnesium	.25
*981	Lead Metal, Natural	Lead	1.0
*982	Lead Metal, Equal Atom (206/208)	Lead	1.0
*983	Lead Metal, Radiogenic (92%-206)	Lead	1.0
984	Rubidium Chloride, assay and isotopic	Rubidium	0.25
987	Strontium Carbonate, assay and isotopic	Strontium	.25
988	Strontium-84 Spiked, assay and isotopic	Strontium	10
989	Rhenium, assay and isotopic	Rhenium	pkg. (50)

*Sold as a set only of three 981, 982, and 983.

STANDARDS OF CERTIFIED PHYSICAL PROPERTIES

Ion Activity Standards

These SRM's are intended for use in the preparation of solutions for the calibration of specification electrodes. This includes the pH and pD measuring systems.

pH Standards

These SRM's are furnished as crystals for the preparation of solutions of known hydrogen ion concentration for calibrating and checking the performance of commercially available pH materials and instruments. They are furnished with certificates giving directions for preparation of the solutions and tables of pH values at various temperatures.

SRM's 186Ic and 186IIc, 191 and 192, and 922 and 923, are certified for use in admixture only. At an equimolar (0.025 molal) mixture of SRM's 186Ic and 186IIc, a pH(S) of 6.863 at 25 °C is obtained. Directions also are furnished for the preparation of a physiological reference solution from 186Ic and 186IIc having a pH(S) of 7.415 at 25 °C.

SRM	Type	pH(S) (at 25 °C)	Wt/Unit (grams)
185e	Potassium Acid Phthalate	4.004	60
186Ic	Potassium dihydrogen phosphate }	6.863	30
186IIc	Disodium hydrogen phosphate }		7.415
187b	Borax	9.183	30
188	Potassium hydrogen tartrate	3.557	60
189	Potassium tetroxalate	1.679	65
191	Sodium bicarbonate }	10.01	30
192	Sodium carbonate }		30
922	Tris(hydroxymethyl)aminomethane }	7.699	25
923	Tris(hydroxymethyl)aminomethane hydrochloride }		35

pD Standards

These SRM's are furnished as crystals for preparation of solutions of known deuterium-ion concentration for the calibration and correction of pH indicating equipment to indicate pD data. SRM's 2186I and 2186II, and 2191 and 2192, are certified for use in admixtures only.

SRM	Type	pD(S) Values	Wt/Unit (grams)
2186I	Potassium dihydrogen phosphate }	7.43	30
2186II	Disodium hydrogen phosphate }		30
2191	Sodium bicarbonate }	10.74	30
2192	Sodium carbonate }		30

Ion-Selective Electrodes

These SRM's are certified for the calibration of ion-selective electrodes and have conventional ionic activities based on the Stokes-Robinson hydration theory for ionic strengths greater than 0.1 mole per liter.

SRM	Type	Certified Property	Wt/Unit (grams)
2201	Sodium Chloride	pNa, pCl	125
2202	Potassium Chloride	pK, pCl	160
2203	Potassium Fluoride	pF	125

Mechanical and Metrology Standards

These SRM's are intended to relate measurement units made in industrial, university, and government laboratories to the mechanical and metrological units related through a National Measurement System¹ to the base units of mass, length, and time.

Coating Thickness Standards

These SRM's have a specimen size of 3 X 3 cm and are for calibrating coating thickness gages of the magnetic type for the measurement of thickness of nonmagnetic coatings on steel, nickel on steel, or nickel on nonmagnetic substrates. The steel substrates have the magnetic properties of AISI 1010 steel and the nickel coatings have the magnetic properties of an annealed, Watts nickel electrodeposit free of cobalt and iron.

The magnetic type thickness gages are often used to measure the thickness of paint and other organic coatings on steel, as well as zinc (galvanized) and other nonmagnetic metallic coatings. SRM's in the 1301 to 1320 series (sets 1351, 1361-64) are used to calibrate these gages. The number of different thicknesses required for these calibrations depends on the type of gage and the coating thicknesses to be measured.

The magnetic type thickness gages can be used to estimate magnetic properties of austenitic stainless steel weld metal. Because the magnetic properties of the weld metal are closely related to the ferrite content of the weld, these instruments are used to estimate the ferrite content. For these measurements, the coating thickness SRM's 1312-1319 (as sets 1368-70) are used to calibrate the instrument. The ferrite contents having magnetic properties similar to those of the various coating thickness SRM's have been established by other laboratories. For sets 1351 to 1369, the specimens are mounted on one card. Set 1370 is mounted on two cards, but packed in one box.

SRM's with gold and tin coatings on various substrates have a specimen size of 15 X 15 mm and are for calibrating coating thickness gages of the beta-backscatter type and for calibrating x-ray fluorescence methods for the measurement of the weight per unit area of gold or tin coatings. For gold and tin sets, the specimens are mounted on separate cards, but are packed in one box.

The gold coating standards were measured by beta-ray backscatter and x-ray fluorescence techniques relative to NBS gold coating materials for which the average weights per unit area were determined by weight and area measurements. They are suitable for the direct calibration of equipment used to measure weight per unit area of gold coating of equivalent purity. From the density and weight per unit area, the instruments can be calibrated in terms of the thickness of the standard.

For the tin coating standards, x-ray fluorescence techniques were used to measure the thickness of the tin coating relative to NBS tin coating material for which the average weights per unit area were determined by weight and area measurements.

ASTM Methods of Measuring Coating Thickness

Instrumental methods of measuring coating thickness are set forth in the following ASTM Methods of Test:

- B499 Method of Measurement of Coating Thicknesses by the Magnetic Method: Nonmagnetic Coatings on Magnetic Basis Metals.
- B529 Measurement of Coating Thicknesses by the Eddy-Current Test Method: Nonconductive Coatings on Nonmagnetic Basis Metals.
- B530 Measurement of Coating Thicknesses by the Magnetic Method: Electrodeposited Nickel Coatings on Magnetic and Nonmagnetic Substrates.
- B504 Measuring the Thickness of Metallic Coatings by the Coulometric Method.
- B244 Measuring Thickness of Anodic Coatings on Aluminum with Eddy-Current Instruments.
- E376 Recommended Practice for Measuring Coating Thickness by Magnetic-Field or Eddy-Current (electromagnetic) Test Methods.
- D1460 Measurement of Dry Film Thickness of Nonmetallic Coatings of Paint, Varnish, Lacquer, and Related Products Applied on a Nonmagnetic Metal Base.
- D1186 Measurement of Dry Film Thickness of Nonmagnetic Organic Coatings Applied on a Magnetic Base.

¹"Concept of a National Measurement System," Science 158, 67-71 (1967).

Nonmagnetic Coatings on Steel, or Nickel on Nonmagnetic Substrate

Nonmagnetic Coating on Magnetic Substrate (Copper and Chromium on Steel)

SRM	Nominal Coating Thickness		
	(inch)	(metric)	(mil)
1301	0.00010	2.54 μm	0.10
1302	.00025	6.25 μm	.25
1303	.00050	12 μm	.50
1304	.00075	19 μm	.75
1305	.0010	25 μm	1.0
1306	.0015	38 μm	1.5
1307	.0020	51 μm	2.0
1308	.0025	62 μm	2.5
1309	.0027	68 μm	2.7
1310	.0032	81 μm	3.2
1311	.0055	0.14 mm	5.5
1312	.0080	.23 mm	8.0
1313	.010	.25 mm	10.0
1314	.015	.38 mm	15.0
1315	.020	.51 mm	20.0
1316	.025	.62 mm	25.0
1317	.03	.76 mm	30.0
1318	.04	1.0 mm	40.0
1319	.06	1.5 mm	60.0
1320	.08	2.0 mm	80.0
1351	Set of 2: 1307 and 1311		
1361	Set of 4: 1302, 1303, 1305, and 1307		
1362	Set of 4: 1306, 1310, 1311, and 1312		
1363	Set of 4: 1313, 1314, 1315, and 1316		
1364	Set of 4: 1317, 1318, 1319, and 1320		
1368	Set of 4: 1312, 1313, 1314, and 1315		
1369	Set of 4: 1316, 1317, 1318, and 1319		
1370	Set of 8: 1312, 1313, 1314, 1315, 1316, 1317, 1318, and 1319		

Magnetic Coating on Magnetic Substrate (Nickel on Steel)

SRM	Nominal Coating Thickness		
	(inch)	(micrometer)	(mil)
1331	0.00012	3.0	0.12
1332	.00035	8.9	.35
1333	.00055	14	.55
1334	.00075	19	.75
1335	.0010	25	1.0
1336	.0013	33	1.3
1337	.0016	40	1.6
1338	.0020	51	2.0
1339	.0025	62	2.5
1352	Set of 2: 1332 and 1334		
1353	Set of 2: 1335 and 1339		
1365	Set of 4: 1331, 1332, 1333, and 1334		
1366	Set of 4: 1335, 1336, 1337, and 1338		

Magnetic Coating on Non-Magnetic Substrate (Nickel and Chromium on Brass)

SRM	Nominal Coating Thickness		
	(inch)	(micrometer)	(mil)
1341	0.00012	3.0	0.12
1342	.00035	8.9	.35
1343	.00065	16.5	.65
1344	.0010	25	1.0
1345	.0015	38	1.5
1346	.0020	51	2.0
1367	Set of 4: 1341, 1342, 1343, and 1344		

Gold and Tin Coating Thickness Standards

Gold Coating on Glass Sealing Alloy – ASTM Designation F15; Fe-53, Ni-29, and CO-17.

SRM	Nominal Coating Weight	Nominal Coating Thickness	
	(mg/cm ²)	(micrometers)	(micro-inches)
1371	1.5	0.8	30
1372	3.0	1.5	60
1373	6.0	3.0	120
1374	14.0	7.1	280
1381	Set of 2: 1371 and 1372		
1382	Set of 2: 1372 and 1373		
1383	Set of 2: 1373 and 1374		
1398	Set of 4: 1371, 1372, 1373, and 1374		

Gold Coating on Nickel

SRM	Nominal Coating Weight	Nominal Coating Thickness	
	(mg/cm ²)	(micrometers)	(micro-inches)
1375	1.5	0.8	30
1376	3.0	1.5	60
1377	6.0	3.0	120
1378	17.0	8.9	350
1384	Set of 2: 1375 and 1376		
1385	Set of 2: 1376 and 1377		
1386	Set of 2: 1377 and 1378		
1399	Set of 4: 1375, 1376, 1377, and 1378		

Gold Coating on Copper-Clad, Glass-Epoxy Laminate

SRM	Nominal Coating Weight	Nominal Coating Thickness	
	(mg/cm ²)	(micrometers)	(micro-inches)
2301	1.5	0.8	30
2302	3.0	1.5	60
2303	6.0	3.0	120
2304	14.0	7.1	280
2305	Set of 2: 2301 and 2302		
2306	Set of 2: 2302 and 2303		
2307	Set of 2: 2303 and 2304		
2308	Set of 4: 2301, 2302, 2303, and 2304		

Gold Coating on Copper

SRM	Nominal Coating Weight	Nominal Coating Thickness	
	(mg/cm ²)	(micrometers)	(micro-inches)
2311	1.5	0.8	30
2312	3.0	1.5	60
2313	6.0	3.0	120
2314	14.0	7.1	280
2315	Set of 2: 2311 and 2312		
2316	Set of 2: 2312 and 2313		
2317	Set of 2: 2313 and 2314		
2318	Set of 4: 2311, 2312, 2313, and 2314		

Tin Coating on Steel

SRM	Nominal Coating Weight	Nominal Coating Thickness	
	(mg/cm ²)	(micrometers)	(micro-inches)
2331	1.1	1.5	60
2332	2.0	2.8	110
2333	3.0	4.0	160
2334	5.0	7.0	275
2335	12.0	16.5	650
2336	14.0	19.0	750
2338	Set of 2: 2332 and 2335		
2339	Set of 4: 2331, 2333, 2334, and 2336		
2340	Set of 6: 2331, 2332, 2333, 2334, 2335, and 2336		

Glass Standards

SRM	Type	Unit of Issue
708	Lead-Silica Glass A	625 g
	Borosilicate Glass B	275 g
709	Extra Dense Lead.	500 g
710	Soda-lime silica glass-type 523/586	2 lb
711	Lead-silica glass-type 617/366	3 lb
712	Mixed alkali lead silicate glass, 1/4 in patties (6 pcs.)	0.5 lb
713	Dense barium crown 620/603 glass, 1 3/8 in diam λ 5/8 in thick gobs (4 pcs.)5 lb
714	Alkaline earth alumina silicate glass, 1/4 in diam cane (16 pcs-6 in long)5 lb
715	Alkali-free aluminosilicate glass, 1/4 in diam cane (13 pcs-6 in long)	200 g
716	Neutral (borosilicate) glass, 1/2 in diam cane (6 pcs-6 in long)	250 g
717	Borosilicate glass, 4.2 cm × 4.2 cm × 12.5 cm bar	500 g

Glass Viscosity Standards

SRM's 710, 711, and 717 are furnished as rectangular-shaped bars, and are certified for viscosity between values of 10² and 10¹² poises. They are furnished to check the performance of high-temperature viscosity equipment (rotating cylinders) and low-temperature viscosity equipment (fiber elongation, beam-bending, parallel-plates, etc.)

Temperature (°C) at Viscosity (poises)

SRM	10 ²	10 ³	10 ⁴	10 ⁵	10 ⁶	10 ⁷	10 ⁸	10 ⁹	10 ¹⁰	10 ¹¹	10 ¹²
710	1434.3	1181.7	1019.0	905.3	821.5	757.1	706.1	664.7	630.4	601.5	576.9
711	1327.1	1072.8	909.0	794.7	710.4	645.6	594.3	552.7	518.2	489.2	464.5
717	1545.1	1248.8	1059.4	927.9	831.2	757.1	698.6	651.1	611.9	579.0	550.9

Glass Viscosity Fixpoints

SRM	Type of Glass	Softening Point °C	Annealing Point °C	Strain Point °C
709	Extra Dense Lead	384	328	311
710	Soda Lime-Silica	724	546	504
711	Lead-Silica	602	432	392
712	Alkali Lead Silicate	528	386	352
713	Dense Barium Crown	738	631	599
714	Alkaline Earth Alumina Silicate	908	710	662
715	Alkali-Free Aluminosilicate	961	764	714
716	Neutral	794	574	530
717	Borosilicate	720	516	471

Relative Stress Optical Coefficient

Three glasses have been certified for relative stress optical coefficient. These glasses will be used to check calibrations of instruments to measure this property, especially by the methods of test proposed by ASTM C770-73T. The glasses are in rectangular-shaped bars.

SRM	Type of Glass	Relative Stress Optical Coefficient at $\lambda = 546.1 \text{ nm}$	
708	Lead-Silica	Glass A	$C = 2.857 \text{ Brewsters}, 10^{-12} \text{ m}^2/\text{N}$
	Borosilicate	Glass B	$C = 3.652 \text{ Brewsters}, 10^{-12} \text{ m}^2/\text{N}$
709	Extra Dense Lead		$C = -1.359 \text{ Brewsters}, 10^{-12} \text{ m}^2/\text{N}$

Elasticity Standards

This SRM is polycrystalline alumina prepared from a single block of material by isostatically cold pressing and then sintering alumina powder containing 0.1 percent magnesium oxide. It is intended for the calibration of apparatus used in the measurement of resonance frequencies from which elastic moduli are calculated. Each bar has been individually measured and calibrated, and all surfaces were machined flat and parallel.

SRM	Type	Size
718	Polycrystalline Alumina	$12.7 \times 1.27 \times 0.32 \text{ cm}$

Density Standards

SRM 217b (all sizes) is certified for density (air saturated at 1 atm) at 20, 25, and 30 °C; and may be used to calibrate pycnometers and density balances. SRM 217b-8S is contained in a special ampoule with an internal breakoff tip, the others are sealed "in vacuum" in plain glass ampoules. [See also, Refractive Index, page 57; and Solution Calorimetric Standards, page 52.]

SRM's 1815 and 1816 are certified for density as determined by ASTM Method D 1217, Test for Density and Specific Gravity of Liquids by Bingham Pycnometers. [See also, Refractive Index, page 57; and Reference Fuels, page 62.]

SRM	Type	Density 20 °C (g/ml)	Amount, ml
217b-5	2,2,4-Trimethylpentane	0.6918	5
217b-8S	2,2,4-Trimethylpentane6918	8
217b-25	2,2,4-Trimethylpentane6918	25
1815	n-Heptane6838	1000
1816	Isooctane (2,2,4-Trimethylpentane)6919	1000

Polymer Standards

Four Polymer SRM's are available: Two polystyrenes, one with a narrow molecular weight distribution (SRM 705), the other with a broad distribution (SRM 706), and two polyethylenes, linear (SRM 1475) and branched (SRM 1476).

These materials are certified for the properties indicated in the table, such as weight and number average molecular weight, molecular weight distribution, limiting viscosity numbers (intrinsic viscosities) in several solvents, density, and melt flow.

These SRM's have wide application not only in the calibration of instruments used in polymer characterization, such as light scattering photometers, osmometers, gel permeation chromatographs, but also wherever a well characterized polymer material is needed, as for example in studies of dilute solution behavior, rheology, and polymer crystal physics.

The certificate for SRM 1475 is accompanied by a series of papers, reprinted from the Journal of Research of the National Bureau of Standards, which describe how the measurements were obtained.

SRM	Type	Wt/Unit (grams)
705	Polystyrene, narrow molecular weight distribution, $M_w \approx 179,000$, $M_w/M_n \approx 1.07$	5
706	Polystyrene, broad molecular weight distribution, $M_w \approx 258,000$, $M_w/M_n \approx 2.1$	18
1475	Polyethylene, linear, $M_w \approx 52,000$, $M_w/M_n = 2.9$	50
1476	Polyethylene, branched	50

The following table lists the properties (and method) certified for these SRM's.

Property (and method)		705	706	1475	1476
Molecular Weight					
Weight Average	(Light Scattering)	X	X	X	—
	(Sedimentation Equilibrium)	X	X	—	—
	(Gel Permeation Chromatography-GPC)	—	—	X	—
Number Average	(Osmometry)	X	—	—	—
	(GPC)	—	—	X	—
Molecular Weight Distribution . . .	(GPC)	—	—	X	—
Limiting Viscosity Number	(Capillary Viscometer)				
Benzene 25 °C		X	X	—	—
Benzene 35 °C		X	—	—	—
Cyclohexane 35 °C		X	X	—	—
1-Chloronaphthalene 130 °C		—	—	X	X
1,2,4-trichlorobenzene 130 °C . . .		—	—	X	X
Decahydronaphthalene 130 °C		—	—	X	X
Melt Flow	(ASTM)	—	—	X	X
Density	(ASTM)	—	—	X	X

Heat Standards

These SRM's are intended to relate heat and temperature measurements made in industrial, university, and government laboratories with the International Practical Temperature Scale-1968.¹ [See also, Reference Fuels, page ____.]

Superconductive Thermometric Fixed Point Devices

The SRM is a device composed of small cylinders of high purity lead, indium, aluminum, zinc, and cadmium mounted in a threaded copper stud and enclosed by a mutual inductance coil set. It provides convenient temperature calibrations in the range 0.5–7 K with precision of ± 0.001 K. It should prove particularly valuable to users of ³He-⁴He dilution refrigerators, in which direct calibrations on the liquid helium vapor pressure-temperature scales are difficult, and to those who wish to determine the temperature reproducibility of physical phenomena or of cryogenic equipment.

SRM	Type	Element	Nominal Temperature (K)
767	Superconductive Thermometric Fixed Point Device	Lead	7.2
		Indium	3.4
		Aluminum	1.2
		Zinc	0.8
		Cadmium	.5

Freezing Point Standards

Defining Fixed Points—International Practical Temperature Scale

These SRM's are of such purity that they are suitable for defining fixed points for the International Practical Temperature Scale of 1968.¹

SRM	Type	Temperature °C	Wt/Unit (grams)
740	Zinc	419.58	350
741	Tin	231.9681	350

Determined Reference Points

These SRM's are intended for use in calibration of thermometers, thermocouples, and other temperature measuring devices. The temperatures certified are in accord with the International Practical Temperature Scale of 1968.

SRM	Type	Temperature °C	Wt/Unit (grams)
42g	Tin	231.967	350
43h	Zinc	419.58*	350
44f	Aluminum	660.3	200
45d	Copper	1084.8	450
49e	Lead	327.493	600

*SRM 43h is less pure than SRM 740 and has a freezing point 0.001 °C lower.

Melting Point Standard

This SRM is calcined alpha alumina the purity of which (99.9+ percent) makes it a suitable pyrometric standard for melting point on the International Practical Temperature Scale of 1968.

SRM	Type	Temperature °C	Wt/Unit (grams)
742	Alumina	2053	10

¹ "International Practical Temperature Scale of 1968," Metrologia, 5 35-44 (1969).

Calorimetric Standards

These SRM's are intended to relate the gain or loss of energy and work experienced during a chemical reaction or by change of temperature to the units of energy and work as defined by the National Measurement System. This system uses the units prescribed by the International System of Units (SI). The unit for energy and work under this system is the joule, which is related to the historically calorie by the equation: 4.184 joule = 1 calorie.

Combustion Calorimetric Standards

These SRM's are issued primarily to check the performance of calorimetric methods for the determination of the heat of combustion. SRM 217b-8S is contained in a special ampoule with an internal break-off tip, the others are sealed "in vacuum" in plain glass ampoules.

SRM	Type	Unit Amount
39i	Benzoic acid, 26.434 absolute kilojoules/gram	30 g
217b-5	2,2,4-Trimethylpentane, 47.713 absolute kilojoules/gram	5 ml
217b-8S	2,2,4-Trimethylpentane	8 ml
217b-25	2,2,4-Trimethylpentane	25 ml

Solution Calorimetric Standards

These SRM's are issued primarily to check the performance of calorimetric methods used for the determination of heats of solution and heats of reactions in solution.

SRM	Type	Wt/Unit (grams)
724a	tris(hydroxymethyl)aminomethane	50
1654	α -Quartz for HF acid solution calorimetry	25

Heat Source Calorimetric Standards

SRM	Type	Wt/Unit (grams)
1651	Zirconium-barium chromate heat source powder (ca 350 cal/g)	50
1652	Zirconium-barium chromate heat source powder (ca 390 cal/g)	50
1653	Zirconium-barium chromate heat source powder (ca 425 cal/g)	50

Enthalpy and Heat Capacity Standards

This SRM has been certified for enthalpy and heat capacity of 99.95+ percent α -alumina over a temperature range from 273.15 to 2250 K.

SRM	Type	Wt/Unit (grams)
720	Sapphire, synthetic (Al_2O_3)	15 g

Differential Thermal Analysis Standards

SRM's 758, 759, and 760 have been issued by NBS in cooperation with the International Confederation of Thermal Analysis as Standards for calibrating differential thermal analysis and related thermo-analytical equipment under operating conditions. SRM's 758, 759, and 760 comprise a total of eight inorganic substances and two metals.

SRM	Type	Temperature/Range (°C)	Unit of Issue
758	DTA Temperature Standard	125-435	Set of 5 (See below)
759	DTA Temperature Standard	295-675	Set of 5 (See below)
760	DTA Temperature Standard	570-940	Set of 5 (See below)

758 (125-435 °C)	759 (295-675 °C)	760 (570-940 °C)	Peak Temp. °C	Wt(g)
KNO ₃	—	—	135	10
In (Metal)	—	—	159	3
Sn (Metal)	—	—	237	3
KClO ₄	KClO ₄	—	309	10
Ag ₂ SO ₄	Ag ₂ SO ₄	—	433	3
—	SiO ₂	SiO ₂	574	3
—	K ₂ SO ₄	K ₂ SO ₄	588	10
—	K ₂ CrO ₄	K ₂ CrO ₄	673	10
—	—	BaCO ₃	819	10
—	—	SrCO ₃	938	10

Vapor Pressure Standards

These SRM's are intended for use in the testing and calibration of vapor pressure measurement apparatus and techniques. The materials ultimately will include gold, cadmium, platinum, silver, and tungsten, and will cover a temperature range of 600 to 3,000 K.

SRM	Type	Pressure Range (atmosphere)	Temperature Range (K)	Unit Size
745	Gold	10 ⁻³ to 10 ⁻⁸	1300-2100	Wire 1.44 mm × 152 mm
746	Cadmium	10 ⁻⁴ to 10 ⁻¹¹	350- 594	Rod 6.4 mm × 64 mm
747	Platinum	—	—	IN PREP
748	Silver	10 ⁻³ to 10 ⁻¹²	800-1600	Rod 6.4 mm × 64 mm
749	Tungsten	—	—	IN PREP

Thermal Conductivity Standards

These SRM's cover the high, medium, and low conductivity ranges. They will be useful for intercomparing thermal conductivity apparatus, debugging new apparatus, and calibrating comparative apparatus.

SRM	Type	Temperature Range (K)	Diameter (mm)	Length (mm)
734-S	Electrolytic Iron	6-280	6.4	305
734-L1	Electrolytic Iron	6-280	31.8	152
734-L2	Electrolytic Iron	6-280	31.8	305
735-S	Stainless Steel	5-280	6.5	300
735-M1	Stainless Steel	5-280	12.5	150
735-M2	Stainless Steel	5-280	12.5	300
735-L1	Stainless Steel	5-280	35	50
735-L2	Stainless Steel	5-280	35	100

Thermal Expansion Standards

These SRM's cover the temperature range from 20 to 1900 K having coefficients of thermal expansion over the range of 0.5 to $25 \times 10^{-6}/K$.

SRM	Type	Temperature Range (K)	Diameter (mm)	Length (mm)
731-L1	Borosilicate Glass	80-680	6.4	51
731-L2	Borosilicate Glass	80-680	6.4	102
731-L3	Borosilicate Glass	80-680	6.4	152
732-L1	Sapphire	IN PREP		
732-L2	Sapphire	IN PREP		
732-L3	Sapphire	IN PREP		
736-L1	Copper	20-800	6.4	51
736-L2	Copper	20-800	6.4	102
736-L3	Copper	20-800	6.4	152
737-L1	Tungsten	IN PREP		
737-L2	Tungsten	IN PREP		
737-L3	Tungsten	IN PREP		
739-L1	Fused Silica	80-1000	6.4	51
739-L2	Fused Silica	80-1000	6.4	102
739-L3	Fused Silica	80-1000	6.4	152

Thermocouple Materials

This SRM is intended to serve as a convenient mechanism for the comparison of manufactured wire to standard reference thermocouple tables.

SRM	Type	Form
733	Silver-28 Atomic Percent Gold	Wire: 32AWG(0.2019 mm) diameter 3 meters long

Magnetic Standards

Magnetic Susceptibility Standards

These SRM's are intended for use in the calibration of instruments used to measure magnetic susceptibility. The susceptibility values shown are nominal for 297 K.

SRM	Type	Gram Susceptibility $\chi, \text{cm}^3 \cdot \text{g}^{-1}$	Volume Susceptibility k	Form/Unit
763-1	Aluminum*	0.605×10^{-6}	1.63×10^{-6}	Cylinder 3 mm diameter \times 3 mm
763-2	Aluminum			Wire 0.5 mm diameter \times 250 mm
763-3	Aluminum			Rod 6 mm diameter \times 175 mm
764-1	Platinum	0.990×10^{-6}	21.2×10^{-6}	Cylinder 3 mm diameter \times 3 mm
764-2	Platinum			Wire 0.5 mm diameter \times 50 mm
765-1	Palladium	5.25×10^{-6}	63.1×10^{-6}	Cylinder 3 mm diameter \times 3 mm
765-2	Palladium			Wire 0.5 mm diameter \times 50 mm
765-3	Palladium			Sponge 1 gram
766-1	Manganese Fluoride	123.5×10^{-6}	484×10^{-6}	Cube 3 \times 3 \times 3 mm

*At 77.7K, Gram Susceptibility for SRM 763: $\chi = 0.695 \times 10^{-6} \text{ cm}^3 \cdot \text{g}^{-1}$.

Optical Standards

Spectrophotometric Standards

Color Standards for Spectrophotometer-Tristimulus Integrator Systems

This SRM is a set of 5 transparent colored glass filters to check the performance of spectrophotometer-tristimulus integrator systems, the automatic recording and computing devices used in routine color measurements. Each glass filter is 2-inches (5 cm) square (approximately 3.0 mm thick) with polished faces. A chart of tristimulus values for CIE sources A, B, and C, representing incandescent-lamp light, noon sunlight, and average daylight; and a detailed report on the changes in tristimulus values caused by errors in the 100-percent and zero adjustments of the photometric scale, wavelength errors, slit-width errors, errors due to stray energy, and inertia errors of the recording mechanisms are furnished with each set of glasses. Through the use of these filters the user of a spectrophotometer-integrator combination will be able to determine when the instrument goes out of adjustment. From the pattern of the discrepancies between measured and reported tristimulus values, he will also be able to obtain some clue as to the type of maladjustment.

This SRM is available only as a set of five filters.

SRM	Type	Unit Size
2101	Orange-red glass	Supplied only as a set—one each of 5 filters
2102	Signal yellow glass	
2103	Sextant green glass	
2104	Cobalt blue glass	
2105	Selective neutral glass	

Filters for Spectrophotometry

These SRM's are intended primarily for use in checking the accuracy of the photometric scale of spectrophotometers and to provide a means of interlaboratory comparisons of spectrophotometric data.

Glass Filters, SRM 930b, consists of three neutral glass filters. The glass filters have transmittances of approximately 10, 20, and 30 percent. Each filter is individually calibrated and certified for absorbance and transmittance at wavelengths of 440, 465, 564.1, and 635 nanometers. The 564.1 nm wavelength coincides with the Mercury emission line.

Liquid Filters, SRM 931a, are absorbance standards for use in ultraviolet and visible spectrophotometry. This SRM consists 3 sets of 4 vials, each containing a blank solution and three solutions of different concentrations of an absorbing liquid. Each vial contains approximately 10 ml of solution. The net absorbances are certified for each concentration wavelengths 302, 395, 512, and 678 nanometers.

Quartz Cuvette, SRM 932, is an all-quartz rectangular parallel-piped cuvette designed to fit the holder of conventional spectrophotometers. The distances between the parallel, optically-transparent windows are measured at 10 Positions along the vertical axis. The cuvettes range in pathlength between 9.97 and 10.05 mm, and the inner surfaces of the opposite windows are parallel within ± 0.002 mm. Each cuvette is certified for pathlength and parallelism of the windows to within ± 0.0005 mm.

SRM	Type	Unit
930b	Glass Filters for Spectrophotometry	Set: 3 filters, 4 holders
931a	Liquid Filters for Spectrophotometry	Set: 12 vials
932	Quartz Cuvette for Spectrophotometry . . .	1 each

Thermal Emittance Standards

SRM's of normal spectral emittance are available in three materials, platinum-13 percent rhodium alloy having low emittance, sandblasted and oxidized Kanthal (an iron-chromium-aluminum alloy) having intermediate emittance, and sandblasted and oxidized Inconel (a nickel-chromium-iron alloy) having high emittance. SRM's of all three materials have been calibrated for normal spectral emittance at 800 and 1100 K; the Kanthal and Inconel standards at 1300 K and the platinum-13 percent rhodium at 1400 and 1600 K. Normal spectral emittance data is supplied at 156 wavelengths in the one to fifteen micron range for all the combinations listed above. In addition, data for the platinum-13 percent rhodium SRM's is supplied in the fifteen to thirty-five micron range at 1100 K.

SRM	Type	Unit Size
1402	Emittance standards	1/2 in disks Pt-13% Rh
1403	Emittance standards	7/8 in disks Pt-13% Rh
1404	Emittance standards	1 in disks Pt-13% Rh
1405	Emittance standards	1 1/8 in disks Pt-13% Rh
1406	Emittance standards	1 1/4 in disks Pt-13% Rh
1407	Emittance standards	2 in x 2 in squares Pt-13% Rh
1408	Emittance standards	1 in x 10 in strips Pt-13% Rh
1409	Emittance standards	3/4 in x 10 in strips Pt-13% Rh
1420	Emittance standards	1/2 in disks Kanthal
1421	Emittance standards	7/8 in disks Kanthal
1422	Emittance standards	1 in disks Kanthal
1423	Emittance standards	1 1/8 in disks Kanthal
1424	Emittance standards	1 1/4 in disks Kanthal
1425	Emittance standards	2 in x 2 in squares Kanthal
1427	Emittance standards	3/4 in x 10 in strips Kanthal
1428	Emittance standards	1/4 in x 8 in strips Kanthal
1440	Emittance standards	1/2 in disks Inconel
1441	Emittance standards	7/8 in disks Inconel
1442	Emittance standards	1 in disks Inconel
1443	Emittance standards	1 1/8 in disks Inconel
1444	Emittance standards	1 1/4 in disks Inconel
1445	Emittance standards	2 in x 2 in squares Inconel

Reflectance Standards

These SRM's are intended primarily for calibration of (1) reflectometers used in the evaluation of the appearance properties of polished metals and metal plated objects, and (2) reflectometers and other equipment used in the evaluation of thermal radiation properties of materials. These properties are of particular importance in the automotive and aerospace industries, although they also have many other applications.

The SRM's are mirrors produced by vacuum deposition of gold on glass and aluminum on glass, and are calibrated for near-normal (9°) specular reflectance. They are certified in terms of absolute reflectance over the wavelength range from 0.25 to 30 micrometers.

Specular Spectral Reflectance Standards

SRM	Type	Blank Size (cm)	Coated Area Size (cm)
2005	Gold on Glass	7.6 x 10.2 x 1.9	5.1 x 7.6
2006	Gold on Glass	3.8 x 3.8 x 1.3	2.5 x 2.5
2007	Gold on Glass	Disk 2.9 dia. x 1.0	entire surface
2008	Gold on Glass	Disk 2.4 dia. x 0.6	entire surface


Refractive Index Standards

SRM 217b is certified for refractive index at 20, 25 and 30 °C, from 435.8 to 667.8 nm for seven wavelengths, and is available in three sizes 5, 8, and 25 ml ampoules. SRM 217b-8S is a special ampoule with an internal break-off tip, the others are vacuum-sealed in plain glass ampoules. SRM 217b is also certified for Density (p. 49), and Combustion Calorimetry (p. 52).

SRM 1815 and SRM 1816 are certified for refractive index for the sodium doublet (D_1 , D_2) only at 20 °C. They are also certified for Density (p. 49), and several other properties (see Reference Fuels, p. 62). SRM's 1815 and 1816 are issued in 1 liter units.

SRM 1820 is certified for refractive index at thirteen wavelengths from 404.7 nm to 706.5 nm. This SRM is designed for both calibrating refractometers and certifying refractive index immersion liquids, and should provide a basis for accurate measurements of refractive index and dispersion. SRM 1820 consists of two rectangular glass slabs: one slab has polished faces and is to be used to check the performance of a refractometer; the second slab is unpolished and can be broken into fragments to certify the refractive index of immersion liquids by microscopic methods.

SRM	Type	n_D^{20}
217b	2,2,4-Trimethylpentane	1.39147
1815	n-Heptane	1.38776
1816	Isooctane (2,2,4-Trimethylpentane)	1.39148
1820	Glass (Borosilicate)	1.48755



Radioactivity Standards

Information concerning the SRM appears on it or its container. A Certificate containing pertinent information on the SRM is sent under separate cover; a photocopy of the certificate is sent with the SRM. Copies of these Certificates and information concerning the applications of these SRM's are available on request to the NBS Office of Standard Reference Materials. These Materials (except the carbon-14 contemporary dating standard) are shipped only by express or air freight (shipping charges collect). The prices of SRM's may change as current stocks are depleted and are replaced. Purchasers will be billed at the prices in effect at the time of shipment.

The stated accuracies of the older standards are, in general, an estimate of the standard deviation added to an estimate of maximum possible systematic error. The accuracies of more recent standards are based on the 99 percent confidence level of precision, with the same estimate of systematic error.

The International Commission on Radiation Units (ICRU) recommended definition of the activity (A) of a quantity of a radioactive nuclide is the quotient of ΔN by Δt , where ΔN is the number of nuclear transformations that occur in this quantity, in time Δt : ($A = \Delta N/\Delta t$). NBS uses the abbreviation ntps for nuclear transformation per second. In this list both ntps and dps are used; the latter when dps has been used in certificates printed before 1968. The terms: α ps, β ps, β^+ ps, K-x-rays ps, γ ps are used for the emission rates of alpha particles, beta particles, positrons, K-x-rays, and gamma-rays, respectively.

The SRM's listed below, not marked with an asterisk (*), may be ordered singly, without a license, under the general licensing provisions of the Atomic Energy Act of 1954. Those marked by an asterisk are available only under the special licensing provisions of the Atomic Energy Act of 1954.

NOTE: Certain radionuclides are not economical to maintain in stock because of short half lives or low demand. When sufficient demand exists, based on letters of inquiry, these materials are prepared and those who have expressed interest are notified of their availability. A representative list of such radionuclides is given on page If you need any of these radionuclides or others not listed, contact the Radioactivity Section, Room C114, Radiation Physics Building, National Bureau of Standards, Washington, D. C. 20234 (Telephone: 301-921-2668).

In addition, chemically stable solutions of most radionuclides, including those no longer issued by NBS or that are currently out of stock, may be submitted to NBS for calibration as described in "Calibration and Test Services of the National Bureau of Standards," NBS Special Publication 250. Requests for these tests should be submitted, with full source information for approval of suitability, to the Radioactivity Section.

Alpha-Particle Standards

These SRM's consist of a practically weightless deposit of the nuclide on a thin platinum foil cemented to a monel disk.

SRM	Radionuclide	Approximate Activity at Time of Calibration (Month, Year)	Accuracy (%)
*4906	Plutonium-238	1.4×10^3 to 3.4×10^4 ntps (4/69)	± 0.8
4904-D	Americium-241	2×10^3 to 5×10^4 ntps (2/70)	1.0
4907	Gadolinium-148	50 to 2×10^4 ntps (1/73)	1.7

Beta-Particle and Gamma-Ray Gas Standards

These SRM's contain the Radionuclide in the inactive gas at a pressure of about one atmosphere in a glass break-seal ampoule.

SRM	Radionuclide	Approximate Activity at Time of Calibration (Month/Year)	Uncertainty (%)
4935-C	Krypton-85	5×10^7 ntps/mole (3/74)	1.0
*4235	Krypton-85	1×10^7 ntps/source (11/74)	1.0

Alpha-Particle, Beta-Particle, Gamma-Ray, and Electron-Capture Solution Standards

These standard reference materials are contained in flame-sealed ampoules.

SRM	Radionuclide	Approximate Activity or Emission Rate per gram of Solution at Time of Calibration (Month, Year)	Approx. Weight of Solution (gram)	Accuracy (%)
4229	Aluminum-26	39 ntps (11/71)	4.6	1.1
4219	Cadmium-109	1×10^5 γ ps		
*4233	Cesium-137	5×10^{14} atoms (12/72)	5.1	0.5
4925	Carbon-14 (benzoic acid in toluene)	2×10^4 dps (7/58)	3	2.4
4222	Carbon-14 (n-hexadecane)	4×10^4 dps (6/67)	3	3.1
4223	Carbon-14 (n-hexadecane)	4×10^3 dps (6/67)	3	3.1
4224	Carbon-14 (n-hexadecane)	4×10^2 dps (6/67)	3	3.1
4245	Carbon-14 (sodium carbonate)	4×10^5 dps (5/74)	5	1.0
4246	Carbon-14 (sodium carbonate)	4×10^4 ntps (5/74)	5	0.9
4247	Carbon-14 (sodium carbonate)	4×10^2 ntps (5/74)	5	1.1
4943	Chlorine-36	1×10^4 β ps (1962)	3	2.3
4941-D	Cobalt-57	6×10^5 ntps (5/73)	5	1.8
4926	Hydrogen-3 (H ₂ O)	9×10^5 dps (9/61)	25	1.9
4927	Hydrogen-3 (H ₂ O)	9×10^5 dps (9/61)	3	1.9
4947	Hydrogen-3 (C ₆ H ₅ CH ₃)	3×10^5 dps (2/64)	4	1.0
*4949	Iodine-129	0.2 μ Ci (1973)	1.1	1.7
4929-C	Iron-55	2×10^4 K-x-ray ps (4/70)	3.9	2.7
*4226	Nickel-63	2×10^6 ntps (5/68)	4.1	1.0
4940-B	Promethium-147	5×10^4 dps (11/67)	3	1.9
4228-B	Selenium-75	1×10^6 ntps (4/74)	5	2.9
4232	Silver-110m	1.7×10^5 ntps (8/74)	5	0.7
4921-C	Sodium-22	1×10^4 β^+ ps (8/64)	2.8	1.4
4922-E	Sodium-22	2×10^5 β^+ ps (3/67)	5.1	1.4

Contemporary Standard for Carbon-14 Dating Laboratories

SRM	Description
4990-B	Oxalic acid; no specific activity is given. (One pound of oxalic acid taken from specially prepared material for use as a common contemporary standard against which world-wide measurements can be compared.)

NOTE: These SRM's are shipped parcel post, prepaid to domestic and overseas purchasers.

Environmental Standards

SRM	Radionuclide(s)	Approximate Gamma Ray Emission Activity (Month/Year)	Form	Unit	Uncertainty (%)
4215-B	Mixed Radionuclides	1×10^5 γ ps (7/74)	Point Source	+ ¹	—
4216-B	Mixed Radionuclides	4×10^4 γ ps (7/74)	Point Source	+ ¹	—
*4332	Americium-243	135 ntps/g (9/74)	Solution	2g	1.4
*4333	Americium-243	3 ntps/g (9/74)	Solution	5g	1.5
*4330	Plutonium-239	50 ntps/g (1974)	Solution	2g	< 3%
4331	Plutonium-239	5 ntps/g (1974)	Solution	2g	< 3%

¹These SRM's contain: cadmium-109, cobalt-57, cerium-139, mercury-203, tin-113-indium-113m, strontium-85, cesium-137-barium-137m, yttrium-88, and cobalt-60. They are prepared by depositing the radioactive material on polyester tape and covering it with a layer of the same tape, mounted on an aluminum ring.

Low Energy Photon Sources*

SRM	Type	Approximate Emission Rate 1 Per Steradian at Time of (Month/Year)	Uncertainty (%)
4260	Iron-55	200-400 K-X-Rays (3/74)	3.0

*These SRM's consist of a thin-layer deposit of the radionuclide on a thin stainless steel or platinum foil cemented to a monel disk.

Gamma-Ray "Point-Source" Standards

This group of Standard Reference Materials is usually prepared by depositing the radioactive material and sealing it between two layers of polyester tape, mounted on an aluminum ring. Exceptions to this procedure are americium, krypton, and thorium SRM's. The americium-241 SRM's, 4211 and 4213, are prepared by electroplating americium onto a 0.010-cm thick platinum foil, which is covered with a 0.005-cm thick aluminum foil. The aluminum-covered source is sandwiched between two layers of 0.036-cm thick polyurethane film tape. The krypton-85 SRM, 4212, is prepared by sealing a krypton-85 impregnated aluminum foil between two glass disks, with an epoxy adhesive. The thorium-228 SRM's, 4205 and 4206, are prepared by depositing and sealing the radionuclide between two layers of gold foil and this sandwich is then sealed between two double layers of polyurethane-film tape.

SRM	Radionuclide	Gamma-Ray Energy (mev)	Approximate Activity (ntps) at Time of Calibration (Month/Year)	Uncertainty (%)
*4211	Americium-241	0.060	4 to 18 × 10 ⁴ (2/70)	2.8
*4213	Americium-241	0.060	2 to 4 × 10 ⁵ (2/70)	2.8
4202-B	Cadmium-109	0.088	1 to 2 × 10 ⁵ (5/74)	1.9 ¹
4214	Cobalt-57	0.122, 0.136	1 × 10 ⁴ to 1 × 10 ⁵ (3/73)	1.7
4999-E	Cerium-139	0.166	9 × 10 ⁴ to 2 × 10 ⁵ (11/73)	2.2
*4212	Krypton-85	0.514	7 × 10 ⁶ to 4 × 10 ⁷ (5/71)	2.6
4200-B	Cesium-137	0.662	7 × 10 ⁴ (12/68)	1.3
*4207	Cesium-137	0.662	5 × 10 ⁵ (12/68)	1.3
4201-B	Niobium-94	0.702, 0.871	4 to 6 × 10 ³ (4/70)	1.5
4240	Bismuth-207	0.5696, 1.0634, 1.7697	5 × 10 ⁴ to 1 × 10 ⁵ (1/73)	1.4
4203-C	Cobalt-60	1.173, 1.332	1 to 2 × 10 ⁵ (2/73)	1.2
4210	Cobalt-60	1.173, 1.332	2 × 10 ⁶ (4/69)	1.1
4217	Silver-110m		1 to 2.5 × 10 ⁴ (8/74)	1.0
4991-C	Sodium-22	1.2745	6 × 10 ⁴ (4/69)	1.5
4996-B	Sodium-22	1.2745	3 × 10 ³ (4/69)	1.5
4209-B	Yttrium-88	0.898, 1.836	2 to 5 × 10 ⁵ (10/73)	1.8

¹Uncertainty in X-ray emission rate (uncertainty in activity is 3.9%).

Radium Gamma-Ray Solution Standards

These samples are contained in flame-sealed glass ampoules.

SRM	Radium Content (in micrograms)	Accuracy (%)
4955	0.1	±3.6
4956	0.2	4.4
4957	0.5	1.8
4958	1.0	1.8
4959	2.0	1.3
4960	5.0	1.3
4961	10	1.1
4962	20	1.1
4963	50	1.1
4964-B	102	0.5

Radium Solution Standards for Radon Analysis

These samples are contained in flame-sealed glass ampoules.

SRM	Approximate Radium Content (gram)	Approx. Wt. Soln. (grams)	Accuracy (%)
4951	10 ⁻¹¹	100	±1.0
4950-B	10 ⁻⁹	20	1.0
4953	10 ⁻⁸	20	1.0
4952-B	Blank Solution	(In Preparation)	

Radioactivity Standard Reference Materials Currently Not in Stock

Radionuclide	Forms	Status	Radionuclide	Forms	Status
Americium-241	Solution, Low energy photon source	A	Niobium-95	Point Source, Solution	C, F
Argon-37	Gas	B	Phosphorus-32	Solution	C, F
Argon-39	Gas	E	Plutonium-242	Solution	A
Barium-140	Solution	E	Polonium-210	Plated Source	D
Cadmium-109	Solid, Low energy photon source	E	Potassium-42	Solution	C, F
Calcium-45	Solution	C, F	Scandium-46	Solution	C, F
Cerium-141	Solution	C, F	Sodium-24	Solution	C, F
Cerium-144	Solution	A, F	Strontium-85	Point Source, Solution, Low energy photon source	A, F
Chromium-51	Point Source, Solution	C, F	Strontium-89	Solution	C, F
Gold-198	Solution	C, F	Strontium-90	Solution	C, F
Iodine-125	Solution	C	Sulfur-35	Solution	C, F
Iodine-131	Solution	C, F	Tantalum-182	Solution	F
Iron-59	Solution	C, F	Thallium-204	Solution	F
Manganese-54	Point Source	C, F	Thorium-228	Point Source	A
Mercury-197	Solution	C, F	Thorium-229	Solution	A
Mercury-203	Point Source, Solution	C, F	Tin-113	Solution	C, F
Molybdenum-99	Solution	E	Xenon-133	Gas	B
			Zinc-65	Point Source, Solution	C, F

- A. In preparation.
 B. Issued periodically.
 C. Issued when sufficient demand is demonstrated.
 D. Prepared on request.
 E. Under development.
 F. See, Calibration and Test Services of the National Bureau of Standards, SP250.

Metallurgical Standards

This SRM is intended for calibrating x-ray diffraction equipment to determine the relative amounts of iron carbide in steel.

SRM	Type	Form
493	Spheroidized Iron Carbide (Fe ₃ C) in Ferrite	Wafer: 29 × 29 × 2.4 mm

Mossbauer Standards

These SRM's are issued for the calibration of the isomer shift of iron compounds and alloys and to provide a uniform basis for presentation of mossbauer isomer shift data.

SRM	Type	Form
725	Sodium Pentacyanonitrosylferrite II (Sodium Nitroprusside) for Isomer Shift of Iron Compounds	Platelet: 1 × 1 × 0.0775 cm
1541	Iron Foil	Foil: 2.5 cm × 2.5 cm × 23 μm

X-ray Diffraction Standard

SRM 640 is a powdered silicon material to be used as an internal standard for powder diffraction measurements. The lattice parameter has been accurately determined at 25.0 °C using a high angle goniometer and the NBS tungsten internal standard. The use of SRM 640 will allow the results to be coupled to Powder Diffraction File (when converted to the same wavelength) based on the NBS internal standards of 1966. The weighted average of the lattice parameter, \bar{a} , uncorrected for refraction is 5.43088 Å and the standard error is estimated to be 3.5×10^{-5} Å.

SRM	Type	Unit Size
640	Silicon Powder	10 g

Permittivity Standards

The three solution SRM's (1511, 1512, and 1513) are for calibrating cells and test capacitors used to determine the relative permittivity (dielectric constant) of liquids. The nominal dielectric constants (ϵ) for SRM's 1511, 1512, and 1513 are: 2.0, 10.4, and 35.7, respectively. The four polymer SRM's (1516, 1517, 1518, and 1519) are for calibrating systems used to measure permittivity and related dielectric quantities. These SRM's are disks of a fluorinated ethylene-propylene copolymer and are individually calibrated.

SRM	Type	Unit Size
1511	Cyclohexane	400 ml
1512	1,2-Dichloroethane	400 ml
1513	Nitrobenzene	400 ml
1516	Permittivity	38 mm diameter 2.5 mm thick
1517	Permittivity	38 mm diameter 5 mm thick
1518	Permittivity	51 mm diameter 2.5 mm thick
1519	Permittivity	51 mm diameter 5 mm thick

Reference Fuel Standard

SRM's 1815 and 1816 are intended for use in maintaining the integrity of motor and aviation fuels as specified in the ASTM Manual for Rating Motor, Diesel and Aviation Fuels, Third Edition. The SRM's are certified for their boiling points, densities, freezing points, lead contents, and refractive indices.

SRM	Type	Unit
1815	n-Heptane	1-liter
1816	Isooctane (2,2,4-Trimethylpentane)	1-liter

Property	1815	1816
Density at 20 °C, g/ml	0.68386	0.69192
Refractive Index, n_D^{20}	1.38776	1.39148
Freezing Point, °C	-90.636	-197.383
Distillation:		
50% Recovered, °C (760 mm of Hg)	98.427	99.238
Differential, 80% Recovered Minus 20% Recovered, °C	0.004	0.007
Lead Content, g/3.78 liters	0.0000	0.0000

Resistivity Standards

SRM's 797 and 798, Electrolytic Iron and Austenitic Stainless Steel, are certified for low temperature electrical resistivities and are intended for use in calibrating knife edge and similar electrical resistivity apparatus. SRM 797 is a medium conductivity standard with a resistivity ratio of 23.5; SRM 798, is a low conductivity standard with a resistivity ratio of 1.32.

SRM 1520, Boron-Doped Silicon, is a set of two single-crystal wafers, with nominal resistivities of 0.1 and 10 $\Omega \cdot \text{cm}$, respectively. SRM 1520 intended for use in calibrating instruments used to measure the resistivity of silicon wafers by four-probe method (ASTM Method F-84).

SRM	Type	Unit of Issue
797-1	Electrolytic Iron	Rod 0.64 cm dia. \times 5 cm long
797-2	Electrolytic Iron	Rod 0.64 cm dia. \times 10 cm long
797-3	Electrolytic Iron	Rod 0.64 cm dia. \times 15 cm long
798-1	Austenitic Stainless Steel	Rod 0.64 cm dia. \times 5 cm long
798-2	Austenitic Stainless Steel	Rod 0.64 cm dia. \times 10 cm long
798-3	Austenitic Stainless Steel	Rod 0.64 cm dia. \times 15 cm long
1520	Boron-Doped Silicon	2 Wafers 4.2 cm dia. \times 1 mm thick

ENGINEERING TYPE STANDARDS

These SRM's are intended to relate measurements used for production or quality control data to a central point of reference. The values certified for these materials are in some cases empirical and do not necessarily relate to the National Measurement System.

Standard Rubbers and Rubber-Compounding Material

These SRM's have been prepared to provide the rubber industry with standard materials for rubber compounding. They are useful for the testing of rubber and rubber-compounding materials in connection with quality control of raw materials and for the standardization of rubber testing.

Each material has been statistically evaluated for uniformity by mixing rubber compounds and vulcanizing them in accordance with ASTM Designation D-15 and determining the stress-strain properties of the resulting vulcanizates. Certificates are issued for the rubbers because the properties of different lots are not the same. Replacement lots of rubber-compounding SRM's impart essentially the same characteristics to rubber vulcanizates so that Certificates are not issued for these SRM's.

Standard Rubbers

SRM	Type	Wt/Unit (grams)
385b	Natural	34,000
386g	Styrene-butadiene 1500	34,000
388i	Butyl	34,000
389	Styrene-butadiene 1503	34,000
391	Acrylonitrile-butadiene	25,000

Rubber Compounding Materials

SRM	Type	Wt/Unit (grams)
370d	Zinc Oxide	8,000
371g	Sulfur	6,000
372h	Stearic Acid	3,200
373f	Benzothiazyl disulfide	2,000
374c	Tetramethylthiuram disulfide	2,000
375f	Channel Black	28,000
376a	Light Magnesia	450
377	Phenyl-beta-naphthylamine	600
378a	Oil Furnace Black	28,000
379	Conducting Black	5,500
380	Calcium Carbonate	6,000
381	Calcium Silicate	4,000
382a	Gas Furnace Black	32,000
383	Mercaptobenzothiazole	3,200
384b	N-tertiary-Butyl-2-benzothiazolesulfenamide	3,200
392	Ethylene Thiourea	1,600

Reference Magnetic Tapes

This SRM is intended for use in evaluating the performance of magnetic computer tapes and maintaining control over their production. Each SRM is individually calibrated and certified.

SRM	Type	Unit
1600	Secondary standard magnetic tape-computer amplitude reference	Cassette
3200	Secondary standard magnetic tape-computer amplitude reference	Reel/600 ft

Sizing Standards

Glass Spheres for Particle Size

SRM	Type	Size (μm)	Sieve Nos.	Wt/Unit (grams)
1003	Calibrated Glass Spheres	5-30	—	40-45
1004	Calibrated Glass Beads	34-120	400-140	63
1017a	Calibrated Glass Beads	100-310	140-50	84
1018a	Calibrated Glass Beads	225-780	60-25	74
1019	Glass Spheres	890-2590	18-8	100

Turbidimetric and Fineness Standard (Cement)

This SRM is available to calibrate the Blaine fineness meter according to the latest issue of Federal Test Method Standard 158, Method 2101 or ASTM Designation C204; to calibrate the Wagner turbidimeter according to ASTM Designation C115; and to determine sieve residue according to ASTM Designation C430. Each set consists of twenty sealed vials, each containing approximately 10 grams of cement. This SRM is supplied only in sets of twenty vials or multiples thereof.

SRM	Type	Certification	Unit
114m	Portland Cement	Residue on No. 325 sieve, electroformed wet method Surface area (Wagner turbidimeter) Surface area (Air-permeability) Mean particle diameter (Air-permeability)	Set of 20 vials

Color Standards

The ISCC-NBS Centroid Color Charts

SRM 2106, ISCC-NBS Centroid Color Charts, is available to illustrate a characteristic color for each of the ISCC-NBS color-name blocks in NBS Circular 553. NBS Circular 553, The ISCC-NBS Method of Designating Colors and a Dictionary of Color Names, may be purchased from the Superintendent of Documents, U.S. Government Printing Office, Washington, D.C. 20402, for \$2 (SD Catalog No. C13.4:553). SRM 2106, along with the table containing the history of the color-names project, the centroid number, and the Munsell denotation of each of the 251 color chips included, constitutes a supplement to NBS Circular 553. Each chart set contains 18 constant-hue centroid color charts. These centroid colors represent a systematic sampling of the whole color solid, each color of which has been carefully measured. Each centroid color has its own specification and can be used as a color standard. The centroid color charts can also be used for approximate color specifications wherever the ISCC-NBS color designations are applicable, for statistical studies of trends in industrial color usage, or for planning lines of merchandise intended to have coordinated colors.

SRM	Type	Unit of Issue
2106	Centroid color charts	Set of 18 charts

Paint Pigment Standards for Color and Tinting Strength

SRM	Type	Wt/Unit (grams)
307	Metallic brown	60

Light-Sensitive Papers and Plastic Chips

Light-Sensitive Papers

Standard light-sensitive paper and booklets of standard faded strips of this paper are available for use in standardizing the dosage of radiant energy when testing textiles for color fastness by exposure in commercial carbon-arc fading lamps. The paper is distributed in units of 100 pieces 2 5/8 by 3 1/4 in. The booklets contain six strips of the paper 1 1/4 in wide that have been faded by exposure in the NBS master lamp. A copy of NBS Misc. Publ. 260-41, which describes the preparation and use of the materials, is furnished with each booklet.

SRM	Type	Unit of Issue
700c	Light-sensitive paper	Pkg. of 100 pieces—2 5/8 in × 3 1/4 in
701c	Standard faded strips	Booklet—6 strips 1 1/4 in wide

Light-Sensitive Plastic Chips

Standard light-sensitive plastic chips are available for use in calibration and standardization of artificial weathering and fading apparatus. These chips are distributed in two thicknesses (0.060 and 0.124 in) in units of five plates 2 in by 4 1/8 in, and have been standardized by the measurement of the change of transmittance as a function of exposure (in standard fading hours) to the NBS master lamps.

SRM	Type	Unit of Issue
702	Light-sensitive plastic chips	Package of 5 chips 0.124 in thick
703	Light-sensitive plastic chips	Package of 5 chips 0.060 in thick

X-Ray and Photographic Standards

SRM 1001, is a calibrated X-ray film step tablet of 17 steps that cover the optical density range from 0 to 4. SRM's 1008 and 1009 are calibrated photographic step tablets of 21 steps that cover the optical density range from 0 to 4 and 0 to 3, respectively.

All three step tablets are designated as type Visual V1-b and are individually calibrated and certified for diffuse transmission density in conformance with conditions specified for American National Standard Diffuse Visual Transmission, type V1-b ANSI PH2.19-1959.

SRM 1010a, Microcopy Resolution Test Charts, is used to test the resolving power of cameras or of whole microcopying systems. SRM 1010a consists of five charts printed photographically on paper, and have 26 high-contrast five-line patterns ranging in spatial frequency from one cycle per millimeter to 18 cycles per millimeter. Instructions for the use of the charts are supplied with each order.

SRM	Type	Unit
1001	X-ray Film Step Tablet (0-4)	1 tablet, 17 steps
1008	Photographic Step Tablet (0-4)	1 tablet, 21 steps
1009	Photographic Step Tablet (0-3)	1 tablet, 21 steps
1010a	Microcopy Resolution Test Chart	Set of 5 charts

Surface Flammability Standard

SRM 1002b, Hardboard Sheet, is issued for checking the operation of radiant panel test equipment in accordance with the procedures outlined in ASTM Standard E162-67. Flame Spread Index, $I_s = 190$; Heat Evolution Factor, $Q = 45.4$.

SRM	Type	Certification	Unit of Issue
1002b	Hardboard Sheet	Flame Spread Index Heat Evolution Factor, Q	190 45.4
			Set of 4 6 × 18 × 1/4 inch

Smoke Density Chamber Standards

These SRM's are certified for maximum specific optical density and are issued for performing operational checks of smoke density chambers.

SRM	Type	Maximum Specific Optical Density	Unit of Issue
1006 1007a	Non-flaming Exposure Condition (α -cellulose) . . . Flaming Exposure Condition (plastic)	$D_{M(\text{corr})} = 170$ In Preparation	3 sheets, 11.7 × 9.2 in.

Water Vapor Permeance

This material is intended for use in the measurement of water vapor permeance in accordance with ASTM Method E-96. It may also be useful in other test methods where movement of water vapor across a barrier is involved. These SRM's are made from sheets of poly (ethylene terephthalate) approximately 0.001 inches thick (25.4 μm). They are certified for water vapor permeance for both dry cup and wet cup procedure.

SRM	Type	Certification	Unit of Issue
707-1 707-2	Water Vapor Permeance Water Vapor Permeance	Dry Cup-0.66 perm Wet Cup-0.72 perm	12 sheets, 6 in diameter 6 sheets, 10 × 12 inches

Internal Tearing Resistance Standard Paper

This SRM is available for calibration of instruments used for the determination of the internal tearing resistance of paper according to methods ASTM Designation D689 and TAPPI Standard T414. Sufficient material is furnished in each unit to provide 40 or more measurements. Initial distribution is in a set of twelve packages, one package shipped at approximately monthly intervals. Packages are also available on a four month cycle. The tearing strength value of the material is approximately 40 g. The exact value will be given in the certificate accompanying the standard.

This SRM is sold only on a subscription basis in sets of four packages or multiples thereof.

SRM	Type	Unit of Issue
704a	Internal tearing resistance paper	Sets of 4 packages

Linerboard Standard for Tape Adhesion Testing

This material is intended as a uniform source of linerboard for use under ASTM Designation D2860, Procedure A: Adhesion of Pressure Sensitive Tape to Fiberboard at 90 Degree Angle and Constant Stress.

SRM	Type	Unit
1810	Linerboard for Tape Adhesion Testing	Package of 50 sheets

RESEARCH MATERIALS

Research Materials (RM's) are in addition to and distinct from the Standard Reference Materials (SRM's) issued by NBS. The distinctions between Research Materials and Standard Reference Materials are in the information supplied with them and purpose for which they are used. Unlike SRM's, the RM's are not issued with Certificates of Analysis; rather they are accompanied by a "Report of Investigation," the sole authority of which is the author of the report. A Research Material is intended primarily to further scientific or technical research on that particular material. One of the principal considerations in issuing an RM is to provide homogeneous material so that an investigator in one laboratory can be assured that the material he has is the same as that being investigated in a different laboratory.

High Purity Materials

- RM-1C Ultra-purity aluminum single crystal cubes (1 cm on a side) are intended for use in studies of a variety of solid state phenomena for which both extreme purity and knowledge of crystallographic orientation are required; e.g., in studies of electron spin resonance, De Haas-Van Alphen effect, cyclotron resonance, and in a variety of studies relating to the Fermi surface and the transport properties of aluminum.
- RM-1R Ultra-purity aluminum polycrystalline rods (4.2 mm in diameter and 25.4 mm long) are intended for use in research on the mechanical and physical properties of extremely pure aluminum: e.g., in the determination of resistivity as a function of strain at cryogenic temperatures to facilitate the design of cryogenic magnets or superconductor stabilizing elements.

Scanning Electron Microscope Resolution Test Specimen

RM 100, SEM Resolution Test Specimen (Al-W)—is an alloy of aluminum and tungsten in fine dendritic structure formed on the surface of a bead with an approximate diameter of 5 mm. It is to be used in evaluating the resolution and performance of scanning electron microscopes. Each RM 100 is issued with a specific photomicrograph that verifies the dendritic structure and its location. This Research Material can be used repeatedly, has a long shelf life under normal storage conditions, and the microstructure features in it have been observed in all current models of commercially available scanning electron microscopes.

Phosphors

These materials are issued without Certification. NBS Technical Note 417, Spectral Emission Properties of NBS Standard Phosphor Samples under Photo-Excitation, is issued with these materials, and is equivalent to the "Report of Investigation" issued with Research Materials. They are issued so that those interested in developing methods of measurement for phosphor materials can work on a common source of materials. NBS Technical Note 417 may be purchased from Superintendent of Documents, U.S. Government Printing Office, Washington, D.C. 20402, for 25 cents, by SD Catalog No. C13.46:47.

SRM	Type	Wt/Unit (grams)
1020	Zinc sulfide phosphor	14
1021	Zinc silicate phosphor	28
1022	Zinc sulfide phosphor	14
1023	Zinc-cadmium sulfide phosphor (Ag activator)	14
1024	Zinc-cadmium sulfide phosphor (Cu activator)	14
1025	Zinc phosphate phosphor	28
1026	Calcium tungstate phosphor	28
1027	Magnesium tungstate phosphor	28
1028	Zinc silicate phosphor	28
1029	Calcium silicate phosphor	14
1030	Magnesium arsenate phosphor	28
1031	Calcium halophosphate phosphor	28
1032	Barium silicate phosphor	28
1033	Calcium phosphate phosphor	28

GENERAL MATERIALS

General Materials (GM's) are being distributed by NBS to meet industry needs. These materials have been standardized either by some Government agency other than NBS, or by some standards-making body such as the American Society for Testing and Materials (ASTM), the American National Standards Institute (ANSI), and the Organization for International Standardization (ISO). For this class of materials, NBS acts only as a distribution point and does not participate in the standardization of these materials.

- GM-1 Hydrogen in Steel Standards were produced and certified by the Welding Institute in Cambridge, England, and are distributed in the United States by NBS. GM-1 is a set of 15 cylinders, 5 each of H1, H2, and H3, containing nominally 0.05, 0.10, and 0.20 ml hydrogen, respectively. The cylinders are 6.35 mm in diameter and about 30 mm long, weighing approximately 6 grams.
- GM-2 Hydrogen in Steel Standards were produced and certified by the Welding Institute in Cambridge, England, and are distributed in the United States by NBS. GM-2 is a set of 15 cylinders, 5 each of H4, H5, and H6, containing nominally 0.20, 0.60, and 1.10 ml hydrogen, respectively. The cylinders are 12.7 mm in diameter and about 30 mm long, weighing approximately 22 grams.
- GM-5 Nickel and Vanadium in Residual Oil was produced and analyzed under the sponsorship of the Western Oil and Gas Association and the American Petroleum Institute, and is distributed by NBS. The assigned values for nickel and vanadium are 93 and 79 ppm, respectively. GM-5 is issued in 475 ml units.
- GM-2007 Attapulugus clay is distributed by NBS on request of the ASTM Committee D-2007. It is an adsorbent type clay, 30 to 60 mesh, having adsorptive characteristics as specified by ASTM D-2007.

Computer Program Package for Metric Conversion

To assist manufacturers in dealing with both the metric and U.S. customary systems of measurement, NBS has available a computer program package to convert from one system to the other.

This package is not an NBS Standard Reference Material; it consists of computer programs developed by the Caterpillar Tractor Co. and the General Motor Corporation, documentation to explain their use, and test problems to verify that they run correctly on the user's computer. The NBS role was to assemble the documentation, to validate the programs, and to distribute the package. The NBS validation consisted of testing to determine that the programs can run correctly on different computers and that they perform in accordance with the documentation.

The tape is a standard 1/2 inch wide 600 foot long reel. It is recorded in American National Standard FORTRAN and is available in six alternative combinations of character code and density depending upon the computer configuration upon which it is to be run.

<u>Package No.</u>	<u>No. of Tracks</u>	<u>Code</u>	<u>Density</u>	<u>Parity</u>
CP-1	9	ASCII	800	Odd
CP-2	9	ASCII	1600	Odd
CP-3	9	EBCDIC	800	Odd
CP-4	9	EBCDIC	1600	Odd
CP-5	7	BCD	556	Even
CP-6	7	BCD	800	Even

The tape contains 6 files. The first is a description of the contents and logical organization of the tape. The second contains Caterpillar's METCO program; the third contains test data for that program; the fourth gives test results based on this data. The fifth file contains the GMMETR program and the sixth GMINCH.

For ordering information write:

Conversion Package
Room B311, Chemistry Building
National Bureau of Standards
Washington, D.C. 20234
Telephone: (301) 921-2045

OTHER SERVICES OF THE NATIONAL BUREAU OF STANDARDS

The following is a list of some of the services offered by NBS that may be of interest to SRM users. For general information see the entry on Technical Information and Publications.

Calibration and Test Services of the National Bureau of Standards

The measurement services of the National Bureau of Standards include the calibration of standards, test of instruments, and certain interlaboratory testing programs. These services are listed in NBS Special Publication 250, Calibration and Test Services of the National Bureau of Standards. [Available from the Superintendent of Documents, U.S. Government Printing Office, Washington, D.C. 20402, as SD Catalog No. C13.10:250 (1970 Edition) for \$2.]

These services are performed at the National Bureau of Standards Washington laboratories (Gaithersburg, Md.) or the National Bureau of Standards laboratories in Boulder, Colorado.

An abbreviated list of the services offered under this program is given below. For information concerning services not listed below or in Special Publication 250 contact:

Office of Measurement Services
Room B154, Metrology Building
National Bureau of Standards
Washington, D. C. 20234
Telephone: (301) 921-2805

Washington Services

Acoustics	(301) 921-3607
Aerodynamics	(301) 921-3684
Angular	(301) 921-2216
Computer Science (general)	(301) 921-3151
Density	(301) 921-2511
Dosimetry in High-Energy Electron Beams	(301) 921-2361
Elastic Force Measuring Devices	(301) 921-2621
Electrical Instruments (AC)	(301) 921-2727
Electrical Instruments (DC)	(301) 921-2727
Engineering Mechanics	(301) 921-2621
Engineering Tests	(301) 921-3515
Flatness	(301) 921-2216
Flow Rate Meters	(301) 921-3684
Fluid Quantity	(301) 921-3684
Gamma-Ray Sources	(301) 921-2361
Humidity	(301) 921-2794
Hydraulics	(301) 921-3684
Image Optics	(301) 921-2181
Impedance	(301) 921-2715
Interlaboratory Testing Programs	(301) 921-2983
Length	(301) 921-2216
Magnetic Disk Calibrations	(301) 921-3494
Magnetic Measurements	(301) 921-2800
Mass	(301) 921-2511
Neutron Sources	(301) 921-2234
Photography	(301) 921-2181
Photometric Calibrations	(301) 921-2113

Precision Apparatus	(301) 921-2715
Proving Rings	(301) 921-2621
Radiation Thermometry	(301) 921-2019
Radioactivity	(301) 921-2665
Radiometric Calibrations	(301) 921-2009
Resistance	(301) 921-2715
Resistance Thermometers	(301) 921-2757
Roundness	(301) 921-2216
Spectrophotometric Standards	(301) 921-2453
Straightness	(301) 921-2216
Surface Texture	(301) 921-2182
Thermocouples and Thermocouple Materials	(301) 921-2069
Thermometers, Laboratory	(301) 921-2087
Ultraviolet Spectral Radiance Standard	(301) 921-2071
Vibration	(301) 921-3634
Voltage, High	(301) 921-3121
Voltage	(301) 921-2715
Weights and Measure	(301) 921-2401
X- and Gamma-Ray Measuring Instruments	(301) 921-2361

Boulder Services

All measurement services available in Boulder should be directed to:

Office of Measurement Services
National Bureau of Standards
Boulder, Colorado 80302
Telephone: (303) 499-3753

Cryogenics

Electromagnetics (Radio, Microwave, and Laser Frequencies)

1. Attenuation
2. Fields (Electromagnetic) and Antennas
3. Impedance
4. Laser Parameters
5. Material Properties (Electromagnetic)
6. Noise Temperature (Effective)
7. Phase Shift
8. Power
9. Voltage

Time and Frequency Measurements

Standards Information Services

The Standards Information Services (SIS) maintains a reference collection of some 200,000 engineering standards issued by U.S. technical societies, professional organizations, and trade associations; State purchasing offices; U.S. civilian government agencies; and the major foreign national and international standardizing bodies. The collection is open to the public Monday through Friday from 8:30 a.m. to 5 p.m.

SIS publishes general and special indices of standards. Information services consist of responding to inquiries by searching Key-Word-In-Context (KWIC) Indices to determine whether there are any published standards, specifications, test methods, or recommended practices for a given item, product, or material. Inquirers are referred to the appropriate source to obtain copies of standards. SIS neither sells nor distributes standards.

Inquiries or requests for additional information should be directed to:

Standards Information Services
Room B163, Technology Building
National Bureau of Standards
Washington, D.C. 20234
Telephone: (301) 921-2587

Standard Reference Data

The National Standard Reference Data System (NSRDS) is a nationwide program established to make critically evaluated data in the physical sciences available to the technical community. It publishes compilations of critically evaluated data, critical reviews and bibliographies. A complete listing of the publications of the NSRDS is available from the Office of Standard Reference Data (OSRD). The OSRD responds in a limited way to queries within the scope of the program by providing references, referrals, documentation, or data, as available. The program's monthly newsletter is available on request. Inquiries or requests for further information should be directed to:

Information Services
Office of Standard Reference Data
Room A523, Administration Building
National Bureau of Standards
Washington, D.C. 20234
Telephone: (301) 921-2583

Technical Publications

The Office of Technical Publications maintains a general correspondence and inquiry service on the technical activities of the National Bureau of Standards. Inquiries of a general nature and not covered by the services listed above should be directed to:

Office of Technical Publications
Room A607, Administration Building
National Bureau of Standards
Washington, D.C. 20234
Telephone: (301) 921-2318

GUIDE FOR REQUESTING DEVELOPMENT OF STANDARD REFERENCE MATERIALS

The National Bureau of Standards has the function to develop, produce, and distribute Standard Reference Materials (SRM's) that provide a basis for comparison of measurements on materials and that aid in the control of production processes. To perform this function, the Office of Standard Reference Materials evaluates the requirements of science, industry, and government for carefully characterized reference materials, and directs their production and distribution.

NBS currently has nearly 900 SRM's available, about 100 new ones in preparation, and requests for the preparation of many others.

In developing an NBS-SRM, the candidate material must meet one or more of the criteria listed below.

1. The SRM must permit users to attain more accurate measurements.
2. The production of the SRM elsewhere is not economically or technically feasible.
3. The SRM would be an industry-wide standard for commerce from a neutral source not otherwise available.
4. NBS production of the SRM would provide continued availability from a common source of a highly characterized material that is important to science, industry, or government.

NBS has recognized and responded to the need to enlarge the scope of the program to include all types of well-characterized materials that can be used to calibrate a measurement system or to produce scientific data that can be readily referred to a common base. However, the demand for new SRM's greatly exceeds the Bureau's capacity to produce and certify these materials. Consequently, requests for new SRM's that would have limited use, or for which the need is not very great, are deferred in favor of requests that clearly show a critical need. To determine which requests are to receive top priority, NBS needs and heavily relies upon the information supplied by industry, either through its own representatives or through interested organizations, such as the American National Standards Institute, American Nuclear Society, American Petroleum Institute, American Society for Testing and Materials, etc.

Accordingly, while the Bureau welcomes all requests for the development of new SRM's, both the Bureau and industry would be helped, if such requests are accompanied by information that will permit an objective assessment of the urgency and importance of proposed new reference materials.

Requests for the development of new Standard Reference Materials should include as much of the information listed below as possible.

1. Short title of the proposed Standard Reference Material.
2. Purpose for which the SRM would be used.
3. Reasons why the SRM is needed.
4. Special characteristics and/or requirements for the material. Include additional requirements and reasons, if more than one SRM is necessary for standardization in this area.
5. Your estimate of the possible present and future (6-10 year) demand for such an SRM in your own operations and elsewhere. (National and international estimates are very useful.)
6. Whether such an SRM, or a similar one, can be produced by, or obtained from a source other than NBS. If so, give reasons to justify its preparation by NBS.
7. Miscellaneous pertinent information to aid justification for the SRM, such as: (a) an estimate of the range of application, monetary significance of the measurement affected, and scientific and/or technological significance including, when feasible, estimates of the impact upon industrial productivity or growth, and (b) supporting letters from industry leaders, trade organizations, interested committees, and others.

ALPHABETICAL INDEX

	Page		Page
ACIDIMETRIC	31	ALUMINUM	
Benzoic acid		Al-Co alloy (neutron density monitor wire)	42
Potassium phthalate, acid		Al-Si alloy	22
ALLOYS CHEMICAL COMPOSITION		Freezing point standard	51
(See also individual metals)		Metallo-organic compound	36
Aluminum		Radioactivity	58
Chip form	22	Wrought alloy	22
Wire (neutron monitor density)	42	AMERICIUM	
Cobalt		Radioactivity	58
Chip form	22	AMMONIUM DIHYDROGEN PHOSPHATE	
Wire (neutron monitor density)	42	Fertilizer	36
Copper (see also copper)		ANALYZED GASES (ENVIRONMENTAL)	33
Chip form	22	Carbon dioxide in nitrogen	
Microprobe	29	Carbon monoxide in nitrogen	
Solid form	24	Nitric oxide in nitrogen	
Ferro (steelmaking)	19	Oxygen in nitrogen	
Gold		Propane in air	
High-purity	29	ANALYZED LIQUIDS (ENVIRONMENTAL)	
Microprobe wire	30	Fuel oil, trace elements in	34
High temperature		Permeation tubes	34
Solid form	18	Nickel and vanadium in residual oil	68
Iron		Sulfur in distillate fuel oil	33
Chip and granular form	20	Sulfur in residual fuel oil	33
Microprobe	30	ANALYZED SOLIDS (ENVIRONMENTAL)	33
Solid form	21	Coal, Sulfur in	
Lead		Coal, trace elements in	
Chip form	22	Coal fly ash, trace elements in	
Solid form	26	ARSENIC	
Magnesium		Trioxide (oxidimetric value)	31
Chip form	23	ASSAY STANDARDS	
Molybdenum		(See specific constituent)	
Microprobe	30	BARIUM	
Nickel		Metallo-organic compound	36
Chip form	23	BASIMETRIC	
Oxides	23	Tris(hydroxymethyl)aminimethane	31
Solid form	26	BENZOIC ACID	
NONFERROUS ALLOYS	22	Acidimetric	31
Platinum	29	Calorimetric	52
Doped, wire		Microchemical	31
High purity, wire		BIOLOGICAL STANDARDS	32
Selenium	23	Liver, bovine	
Granular form		Orchard leaves	
Silver	30	BISMUTH	
Microprobe		Radioactivity	58
Solder		BORON	
Chip form	22	Boric acid	41
Solid form	26	Boric acid (B-10 enriched)	41
Tin		Metallo-organic compound	36
Chip form	23	CADMIUM	
Solid form	26	Metallo-organic compound	36
Titanium		Radioactivity	58
Chip form	24	Vapor pressure standard	53
Solid form	26	CALCIUM	
Gas-in	28	Carbonate (clinical)	32
Tungsten	30	Carbonate (rubber compounding)	63
Microprobe		Chloride (ion selectivity)	44
Spelter	27	Metallo-organic compound	36
Zinc		Molybdate (steelmaking)	19
Chip form	24	Silicate (rubber compounding)	63
High-purity	29	CALORIMETRIC	52
Solid form	27	Combustion calorimetric	
Zirconium		Heat source	
Chip form	24	CANE SUGAR (Sucrose)	31
Solid form	27		

	Page		Page
CARBIDES		Cholesterol	
Tungsten carbide	39	Creatinine	
CARBON		Cortisol	
Channel black (rubber compounding)	63	Glass filters for spectrophotometry	
Conducting black (rubber compounding)	63	Lead nitrate	
Gas furnace black (rubber compounding)	63	Liquid filters for spectrophotometry	
Oil furnace black (rubber compounding)	63	D-Glucose	
Carbon dioxide in nitrogen	33	Magnesium gluconate	
Carbon monoxide in nitrogen	33	D-Mannitol	
CARBON STEELS	10	Lithium carbonate	
CAST IRONS	20	Potassium chloride	
Blast furnace		Quartz cuvette for spectrophotometry	
Car wheel		Sodium chloride	
Chip form		Thermometers, enzymology	
Copper-nickel-chromium		Tris(hydroxymethyl)aminomethane	
Ductile		Tris(hydroxymethyl)aminomethane HCl	
Gray		Urea	
High phosphorus		Uric acid	
Nickel-chromium		VMA	
Nickel-chromium-molybdenum		COAL	
Nodular		Fly ash, trace elements in	34
Solid form		Sulfur in	33
White		Trace elements in	34
CAST STEEL	21	COATING THICKNESS	45
CEMENTS		Copper on steel	
Portland (chemical composition)	38	Gold on copper	
Turbidimetric and fineness standard	64	Gold on copper-clad glass-epoxy laminate	
CERAMIC MATERIALS		Gold on Fe-Ni-Co glass sealing alloy	
Carbides	39	Gold on nickel	
Glasses	39	Nickel on brass	
Minerals	38	Nickel on steel	
Refractories	39	Tin on steel	
CERIUM		COBALT	
Radioactivity	58	Metallo-organic compound	36
CESIUM		Radioactivity	58
Radioactivity	58	See Alloys	
CHEMICAL STANDARDS		COLOR STANDARDS	
Primary	31	Paint pigment	64
Acid potassium phthalate		ISCC-NBS centroid color charts	64
Arsenic trioxide		Light-sensitive paper	65
Benzoic acid		Light-sensitive plastic chips	65
Boric acid		Tristimulus integrator systems-spectrophotometer	55
Potassium chloride		COPPER	
Potassium dichromate		Beryllium copper alloys	24
Sodium oxalate		Brass	
Sucrose		Aluminum	24
Tris(hydroxymethyl)aminomethane		Cartridge	24
Uranium oxide		Free cutting	24
Intermediate purity		Naval	24
Selenium	29	Red	24
Zinc	23	Sheet	22
CHLORINE		Bronze	
Isotopic reference standard	43	Cast	24
Radioactivity	58	Commercial	24
CHROMIUM		Leaded tin	22
Ferro (steelmaking)	19	Silicon	22
Metallo-organic compound	36	Coating thickness	45
Isotopic reference standard	43	Concentrate	37
Radioactivity	58	Freezing point standard	51
Refractories	39	Gilding metal	24
CLAYS		Isotopic reference standard	43
Attapulugus (ASTM D-2007)	68	Linear thermal expansion	54
Flint	38	Metallo-organic compound	36
Plastic	38	Microprobe (gold-copper wires)	30
CLINICAL LABORATORY STANDARDS	32	Mill heads	37
Bilirubin		Mill tails	37
Calcium carbonate		Nickel silver alloy (Cu58-Ni12-Zn29)	22

	Page		Page
DENSITY STANDARDS		GASES, ANALYZED	33
Isooctane	49	Carbon dioxide in nitrogen	
n-Heptane	49	Carbon monoxide	
Neutron density wire	42	Nitric oxide in nitrogen	
Photographic	65	Nitrogen dioxide permeation tube	
Smoke density, flaming	66	Oxygen in nitrogen	
Smoke density, non-flaming	66	Propane in air	
2,2,4-trimethylpentane	49	Sulfur dioxide permeation tubes	
X-ray	65	GASES, IN METALS	28
DEXTROSE (Glucose)	31	Iron alloys	
DIELECTRIC	62	Steels	
Cyclohexane		Titanium alloys	
1,2 dichloroethane		Zirconium alloys	
Nitrobenzene		GASOLINE	62
DIFFERENTIAL THERMAL ANALYSIS	53	Lead in, octane determination	
ENVIRONMENTAL STANDARDS	33	GENERAL MATERIALS	68
Analyzed gases		Clay, attapulugus (ASTM D-2007)	
Analyzed liquids		Hydrogen in steel	
Analyzed solids		Nickel and vanadium in residual oil	
ELASTICITY	49	GEOLOGICAL	37
ELECTRICAL RESISTIVITY	62	Fluorspar	
EMITTANCE	56	GLASS	
ETHANOL	35	Chemical composition	39
FELDSPARS	38	Filters for spectrophotometry	55
Soda		Fission track	43
Potash		Physical properties	48
FERTILIZER		Refractive index	57
Ammonium dihydrogen phosphate	36	Spheres for sieve calibration (sizing standards)	64
Phosphate rock	37	Stress-optical coefficient	48
Potassium dihydrogen phosphate	36	Trace elements in	40
Potassium nitrate	36	GLUCOSE (Dextrose)	
FILTERS	55	Clinical	32
Glass for spectrophotometry		Primary chemical	31
Liquid for spectrophotometry		GOLD	
Spectrophotometer-tristimulus integrator systems		Coating thickness	45
FISSION TRACK GLASSES		on epoxy	
FLAMMABILITY STANDARDS	65	on Fe-Ni-Co glass sealing alloy	
Flame spread index (hardboard sheet)		on nickel	
Smoke density, flaming		High-purity	29
Smoke density, non-flaming		Microprobe standards (gold-copper wire)	30
FLUORSPAR	37	Microprobe standards (gold-silver wire)	30
Assay		Vapor pressure standard	53
Geological		HEAT SOURCE	52
FORENSIC STANDARDS	35	Zirconium-barium chromate	
Ethanol		HIGH-PURITY METALS	29
Glass, refractive index		Gold, wire and rod	
FREEZING POINT STANDARDS	51	Platinum, doped	
Defining fixed points		Platinum, wire	
Tin		Zinc	
Zinc		HIGH TEMPERATURE ALLOYS	18
Determined reference points		HYDROCARBON BLENDS	35
Aluminum		HYDROGEN	
Copper		in steel (GM-1, GM-2)	68
Lead		in titanium	28
Mercury		Radioactivity standards	58
Tin		INTEGRATOR SYSTEMS (COLOR FILTERS)	55
Zinc		ION-ACTIVITY	44
FUELS (FOSSIL)		Ion-selective electrodes	
Coal fly ash, trace elements in	34	pD standards	
Coal, sulfur in	33	pH standards	
Coal, trace elements in	34	IRON	
Isooctane	49	Chip form	10
n-Heptane	49	Electrical resistivity	62
Oil, nickel and vanadium in residual fuel	68	Metallo-organic compound	36
Oil, sulfur in fuel	33	Ore	37
Oil, trace elements in fuel	34	Radioactivity	58
		Solid form	14
		Thermal conductivity	53

	Page		Page
IODINE		MELTING POINTS	
Radioactivity	58	Alumina	51
ISOTOPIC REFERENCE STANDARDS	43	METALLO-ORGANIC COMPOUNDS	36
Boron, natural		Aluminum	
Boron, enriched		Barium	
Bromine		Boron	
Chlorine		Cadmium	
Chromium		Calcium	
Copper		Chromium	
Lead, equal atom, (206/208)		Cobalt	
Lead, natural		Copper	
Lead, radiogenic, 92% lead-206		Iron	
Magnesium		Lead	
Rhenium		Lithium	
Rubidium		Magnesium	
Silver		Manganese	
Strontium		Mercury	
KRYPTON		Nickel	
Radioactivity	58	Phosphorus	
LEAD		Potassium	
Alloys	22	Silicon	
Bearing metal	22	Silver	
Freezing point	51	Sodium	
Gasoline	33	Strontium	
Isotopic reference standards	43	Tin	
Metallo-organic compound	36	Vanadium	
Solder	22	Zinc	
LIGHT SENSITIVE STANDARDS	65	METALS	
Light sensitive papers		Alloys—see index entry	
Paper, standard faded strips		Elements—see index entry	
Light sensitive plastic chips		High-purity	29
LIMESTONE	38	Gas in	28
Argillaceous		Microprobe	29
Dolomitic		Resistivity, electrical	62
LINERBOARD STANDARD FOR TAPE ADHESION		Vapor pressure	53
TESTING	66	Thermal conductivity	53
LIQUIDS, ANALYZED		Freezing points	51
Lead in gasoline	33	METALLURGICAL STANDARDS	61
Nickel and vanadium in residual oil	68	Iron carbide in ferrite	
Sulfur in residual fuel oil	33	MICROCHEMICAL STANDARDS	31
Sulfur in distillate fuel oil	33	Acetanilide	
LITHIUM		Anisic acid	
Metallo-organic compound	36	Benzoic acid	
Ores	37	o-Bromobenzoic acid	
LOW ALLOY STEELS		m-Chlorobenzoic acid	
Chip form	10	Cystine	
Solid form	14	p-Fluorobenzoic acid	
MAGNESIUM		Nicotinic acid	
Alloy	23	Triphenyl phosphate	
Gluconate, clinical	32	Phosphate	
Isotopic reference standard	43	Urea	
Magnesia, light (MgO) (rubber compounding)	63	MICROCOPY RESOLUTION TEST CHARTS	65
Metallo-organic compound	36	MICROPROBE STANDARDS	29
MAGNETIC		Cartridge brass	
Susceptibility standard	54	Gold-copper	
Tape, computer amplitude reference secondary standards	63	Gold-silver	
MANGANESE		Iron—3% silicon	
Fluoride, magnetic susceptibility	54	Tungsten—20% molybdenum	
Metallo-organic compound	36	MINERALS	38
Ore	37	Clays	
MARAGING STEELS	18	Flint	
MERCURY		Plastic	
Metallo-organic compound	36	Feldspar	
Radioactivity	58	Potash	
Trace element in water	33	Soda	
		Limestone	
		Argillaceous	
		Dolomitic	

	Page		Page
Ores	37	Oxalic acid	
Copper concentrate		Radioactivity	58
Copper millheads		Oxidimetric	31
Copper milltails		Arsenic trioxide	
Fluorspar		Potassium dichromate	
Iron, Sibley		Sodium oxalate	
Lithium		Oxides	
Manganese		Magnesium (rubber compounding)	63
Molybdenum concentrate		Nickel	23
Phosphate rock		Titanium	38
Zinc		Uranium	31
MOLECULAR WEIGHT STANDARDS	50	Zinc (rubber compounding)	63
Polyethylene, branched		Oxygen in	28
Polyethylene, linear		Ingot iron	
Polystyrene, narrow molecular weight distribution		Nitrogen	
Polystyrene, broad molecular weight distribution		Steel	
MOLYBDENUM		Titanium	
Concentrate (ore)	37	Zirconium	
Microprobe	29	PAINT	64
MOSSBAUER STANDARDS	61	PAPER	
NEUTRON DENSITY MONITOR WIRE		Internal tearing resistance standard	66
Cobalt in aluminum	42	Light sensitive	65
NICKEL		Faded strips	65
Alloys		PERMEANCE, WATER VAPOR	66
Chip form	23	PERMEATION TUBES	34
Solid form	26	Nitrogen dioxide	
Coating thickness	45	Sulfur dioxide	
on brass		PERMITTIVITY	62
on steel		pD STANDARDS	44
Fuel oil	68	Disodium hydrogen phosphate	
Metallo-organic compound	36	Potassium dihydrogen phosphate	
Oxides	23	Sodium bicarbonate	
Radioactivity	58	Sodium carbonate	
NIOBIUM		pH STANDARDS	44
Radioactivity	58	Acid potassium phthalate	
NITRIC OXIDE		Borax	
In nitrogen	33	Disodium hydrogen phosphate	
NITROGEN IN	28	Potassium dihydrogen phosphate	
Cast iron		Potassium hydrogen tartrate	
Ingot iron		Potassium tetroxalate	
Steel		Sodium bicarbonate	
Titanium		Sodium carbonate	
Zirconium		Tris(hydroxymethyl)aminomethane	
NONFERROUS ALLOYS	22	Tris(hydroxymethyl)aminomethane HCl	
NUCLEAR MATERIALS	41	PHOSPHATE	
Neutron density monitor wire		Ammonium dihydrogen	36
Plutonium assay		Potassium dihydrogen	36
Plutonium isotopic		See, pH standards	
Uranium assay		Rock	37
Uranium isotopic		PHOSPHORS	67
OIL		PHOSPHORUS	
Nickel and vanadium in	68	Ferro (steelmaking alloy)	19
Sulfur in	33	Metallo-organic compound	36
Trace element in	34	PHOTOGRAPHIC	65
ORES	37	Microcopy resolution test charts	
Copper concentrate		Step tablets	
Copper millheads		PLATINUM	29
Copper milltails		Doped, wire	
Iron, Sibley		High-purity, wire	
Lithium		PLUTONIUM	41
Lepidolite		Metal assay	
Petalite		Standard matrix	
Spodumene		Sulfate tetrahydrate	
Manganese		POLONIUM	58
Molybdenum concentrate		Radioactivity standard	
Phosphate rock		POLYMER	
Zinc concentrate		Molecular weight	50
		Permittivity	62

	Page		Page
POLYETHYLENE	50	RUBBER COMPOUNDING STANDARDS	63
Branched		RUBIDIUM	
Linear		Isotopic reference standard	43
POLYSTYRENE, MOLECULAR WEIGHT	50	SELENIUM	
Broad distribution		Metal	23
Narrow distribution		Radioactivity	58
POTASSIUM		SILICON	
Acid phthalate (pH standard)	44	Ferro (steelmaking alloy)	19
Dichromate (oxidimetric)	31	Metallo-organic compound	36
Metallo-organic compound	36	Refractories (SiO ₂)	38
See, Fertilizer		Resistivity	62
See, Ion activity standards		X-ray diffraction, powder	61
PRIMARY CHEMICALS	36	SILVER	
Arsenic trioxide		Alloys (microprobe)	29
Benzoic acid		Isotopic reference standard	43
Boron		Metallo-organic compound	36
Dextrose		SIZING STANDARDS	64
Plutonium metal		Cement	
Plutonium sulfate tetrahydrate		Calibrated glass spheres	
Potassium chloride		Turbidimetric and fineness (cement)	
Potassium dichromate		SMOKE DENSITY CHAMBER STANDARDS	65
Potassium acid phthalate		SODIUM	
Rubidium chloride		Bromide (isotopic)	43
Sodium oxalate		Metallo-Organic compound	36
Strontium carbonate		Oxalate	58
Strontium-88 spike		Radioactivity	58
Sucrose		See, Ion-Activity Standards	
Tris(hydroxymethyl)aminomethane		SOLDER	
Uranium metal		Chip form	22
Uranium oxide		Solid form	26
PROMETHIUM		SOLIDS, ANALYZED	33
Radioactivity	58	SPECTROPHOTOMETRIC STANDARDS	55
PROPANE	33	Color filters	
QUARTZ		Glass filters	
α - for HF solution calorimetry	52	Liquid filters	
Cuvette for spectrophotometry	55	Quartz cuvette	
RADIOACTIVITY STANDARDS	58	SPECULAR SPECTRAL REFLECTANCE	56
Alpha-particle standards		Aluminum on glass	
Beta-particle and gamma-ray gas standards		Gold on glass	
Beta-particle, gamma-ray, and electron-capture solution standards		STAINLESS STEEL	
Contemporary standard for carbon-14 dating laboratories		Chip form	12
Environmental standards		Resistivity	62
Gamma-ray "point source" standard		Solid form	17
Mixed radionuclides test standard		STEELMAKING ALLOYS	19
Radium gamma-ray solution standards		Calcium molybdate	
Radium solution standards for radon analysis		Ferrochromium (high carbon)	
RADIUM		Ferrochromium (low carbon)	
Radioactivity	58	Ferroniobium	
RADON		Ferrophosphorus	
Radioactivity	58	Ferrosilicon (50%)	
REFLECTANCE, SPECULAR SPECTRAL	56	Silicon, refined	
REFRACTIVE INDEX	57	STEEL, THERMAL CONDUCTIVITY	53
Glass		STEELS, CAST	10
Isooctane		STEELS, CHIP FORM	10
n-Heptane		High alloy	
Trimethylpentane, 2,2, 4-		Low alloy	
REFRACTORY MATERIALS	38	Low alloy, special	
RESEARCH MATERIALS	67	Plain carbon	
Aluminum ultra-purity		Stainless	
Phosphors		Tool	
SEM resolution test specimen		STEELS, GAS-IN	28
RESISTIVITY	62	STEELS, GRANULAR FORM	13
Electrical		STEELS, SOLID FORM	14
Silicon		Cast	
RHENIUM, isotopic and assay	43	High temperature alloy	
RUBBER	63	Low alloy	
		Low alloy, special	
		Maraging	

	Page		Page
Oxygen		Metallo-organic compound	36
Stainless		Solid form	26
Tool		Unalloyed for oxygen	28
STEP TABLETS	65	TRACE ELEMENTS	
Photographic		Biological matrices	32
X-ray		Environmental standards	34
STRONTIUM		Fuels	33
Isotopic reference	43	Glass matrices	40
Metallo-organic compound	36	Metallo-organics	36
Radioactivity	58	TUNGSTEN	
SUCROSE	31	Carbide	39
Primary chemical		Microprobe	29
SULFUR		TURBIDIMETRIC AND FINENESS STANDARD	64
Elemental (rubber compounding)	63	URANIUM	41
in residual fuel oils	33	Metal	
in coal	33	Oxide	
SUPERCONDUCTIVE THERMOMETRIC FIXED POINT		Depleted	
DEVICE	51	Enriched	
SURFACE FLAMMABILITY STANDARD	65	Primary standard	31
TAPE, MAGNETIC-SECONDARY REFERENCE	63	VANADIUM	
Cassette		Fuel oil	68
Reel		Metallo-organic compound	36
TEMPERATURE		VAPOR PERMEANCE, WATER	66
Calorimetry	52	VAPOR PRESSURE STANDARD	53
Differential thermal analysis	53	VISCOSITY STANDARDS	
Heat source	52	Glass	48
THERMAL CONDUCTIVITY	53	WATER VAPOR PERMEANCE	66
THERMAL EMITTANCE STANDARDS	56	X-RAY STEP TABLET	65
THERMAL EXPANSION	54	X-RAY DIFFRACTION	61
THERMOCOUPLE MATERIALS	54	Silicon powder	
THERMOMETERS, Enzymology (clinical)	32	YTTRIUM	
THORIUM		Radioactivity	58
Radioactivity	58	ZINC	
TIN		Concentrate, ore	37
Bearing metal	23	Freezing point	51
Chip form	23	High purity	29
Coating thickness	45	Intermediate purity	29
Freezing point	51	Metallo-organic compound	36
Metallo-organic compound	36	Oxide (rubber compounding)	63
Solid form	26	Spelter modified	27
TITANIUM		ZIRCONIUM	
Chip form	24	Metal	27
Dioxide	38	Zircaloy-2	24
Gases in	28		

NUMERICAL INDEX TO SRM CERTIFICATES

The Certificate Date listed is the current version of the Certificate. Those dates followed by the letter "P" indicate that it is a Provisional Certificate.

In general, Provisional Certificates are issued for Standard Reference Materials before all of the values have been certified, but after a sufficient number of values are certified so that the material is a valuable standard for the intended purpose. As additional values are certified, the Provisional Certificate may be revised and when and if all of the values are certified, the final Certificate is issued.

When new or revised Certificates are issued for SRM's they are announced in the SRM Price and Availability List which supplements this catalog. SRM purchasers whose Certificate shows an earlier date than listed below may obtain the current version of the Certificate from the Office of Standard Reference Materials, Room B314, Chemistry Building, National Bureau of Standards, Washington, D.C. 20234.

One or more of the following letters apply to materials where no date is listed.

- A. Individually Certified
- B. The Material is issued with "Instructions for Use" in lieu of a Certificate.
- C. This Material is not certified, refer to page reference for details.
- D. Material is in preparation.
- E. Research Material: Issued with a "Report of Investigation."
- F. General Material: Information provided, but not certified by NBS.
- G. Set of SRM's: Issued with Certificates for the individual SRM's.

SRM	Certificate Date	Page	SRM	Certificate Date	Page	SRM	Certificate Date	Page
1b	11-8-66P	38	64b	1-8-62	19	125b	4-10-70	11
3c	3-17-69	20	65d	10-30-58	10	126c	12-6-72	12
4k	D	20	70a	3-26-65P	38	127b	1-25-68P	22
5L	11-9-70	20	71	2-1-29	19	129c	8-7-73	11
6g	11-9-70	20	72f	7-20-65	11	131b	7-16-69	12
7g	10-5-59	20	73c	7-13-66	12	132b	11-7-72P	13
8j	4-10-72	10	76a	D	39	133a	6-8-56	12
10g	10-14-65	10	77a	D	39	134a	5-6-57	13
11h	4-30-74	10	78a	D	39	136c	3-24-70P	31
12h	3-7-66	10	79a	12-6-71	37	139a	12-17-59	11
13g	4-30-74	10	82b	4-12-66	20	140b	4-16-70	31
14e	11-9-65	10	83c	4-16-70P	31	141b	11-23-65	31
15g	4-30-74	10	84h	7-9-69	31	142	7-9-69	31
16e	4-30-74	10	85b	5-9-57	22	143c	D	31
17a	12-26-67	31	87a	11-17-69P	22	147	7-9-69	31
19g	9-30-64	10	88a	1-31-67P	38	148	12-22-70	31
20g	10-23-70	10	89	8-27-32	39	152a	10-11-65	10
25c	4-25-66P	37	90	10-1-28	19	153a	1-5-60	13
27e	6-21-66	37	91	6-15-31	39	154b	11-15-72	38
30f	12-23-66P	11	92	4-30-71P	39	155	10-1-46	11
32e	4-5-57	11	93a	8-31-73	39	157a	10-16-58	22
33d	6-10-55	11	94c	1-18-73	24	158a	8-8-61	22
36b	7-18-69	11	97a	10-8-69	38	160b	8-4-69P	12
37e	8-28-58	22	98a	10-8-69	38	162a	12-18-58	23
39i	7-15-68	52	99a	3-26-65P	38	163	1-11-68	13
40h	4-24-69P	31	100b	8-18-59	11	166c	3-17-70	12
41a	12-26-67	31	101f	5-19-70	13	168	1-12-56P	22
42g	7-18-72	51	103a	9-28-62	39	171	11-27-51	23
43h	1-12-73	51	105	4-22-37P	11	173a	4-25-66P	24
44f	4-5-73	51	106b	3-24-61	11	174	8-20-70P	24
45d	12-6-71	51	107b	11-1-62	20	176	8-20-70P	24
49e	12-6-71	51	113a	1-25-74	37	178	7-14-69	10
50c	6-25-57	13	114m	4-15-73	64	180	3-31-71	37
51b	10-20-57	10	115a	4-19-62	20	181	8-20-70P	37
53e	1-20-70	22	120b	7-31-72	37	182	8-20-70P	37
54d	9-20-57	23	121d	7-7-71P	12	183	8-20-70P	37
57	2-7-73	19	122e	11-6-69	20	184	4-10-57	22
58a	7-19-73	19	123c	7-7-71P	12	185e	12-5-72	44
59a	11-6-69	19	124d	11-6-70	22	186Ic	9-1-70	44

SRM	Certificate Date	Page	SRM	Certificate Date	Page	SRM	Certificate Date	Page
186Ic	9-1-70	44	385b	8-15-67	63	615	8-8-72P	40
187b	9-9-70	44	386g	10-10-69	63	616	8-8-72P	40
188	1-10-64	44	388i	4-7-72	63	617	8-8-72P	40
189	1-10-64	44	389	6-2-66	63	618	G	40
191	7-15-68	44	391	2-14-69	63	619	G	40
192	7-15-68	44	392	C	63	620	5-17-72P	39
193	12-1-72	36	404a	5-5-65	14	621	D	39
194	1-8-74	36	405a	5-5-65	14	625	4-24-64	27
195	7-19-73	19	407a	5-5-65	14	626	4-24-64	27
196	11-9-70	19	408a	5-5-65	14	627	4-24-64	27
198	1-6-60	39	409b	5-5-65	14	628	4-24-64	27
199	1-6-60	39	413	5-5-65	14	629	4-24-64	27
200	6-28-74	36	414	5-5-65	14	630	4-24-64	27
217b-5	9-28-62	49	417a	5-5-65	14	631	4-16-70P	27
217b-8S	9-28-62	49	418	5-5-65	14	633	6-11-73	38
217b-25	9-28-62	49	418a	5-5-65	14	634	6-11-73	38
276	2-26-74	39	420a	5-5-65	14	635	6-11-73	38
291	D	13	427	5-5-65	14	636	6-11-73	38
293	D	13	431	6-23-50P	26	637	6-11-73	38
307	11-3-44	64	432	6-23-50P	26	638	6-11-73	38
329	1-25-74	37	433	6-23-50P	26	639	6-11-73	38
330	2-20-73	37	434	6-23-50P	26	640	6-20-74	61
331	2-20-73	37	435	6-23-50P	26	641	1-26-60P	26
332	2-20-73	37	436	9-22-59	19	642	1-26-60P	26
333	2-20-73	37	437	9-22-59	19	643	1-26-60P	26
335	4-7-66	10	438	9-22-59	19	644	1-26-60P	26
336	6-19-73	10	439	9-22-59	19	645	1-26-60P	26
337	8-16-66	10	440	9-22-59	19	646	1-26-60P	26
339	7-21-65	12	441	9-22-59	19	654a	3-22-71P	26
340	11-9-70	19	442	10-25-65	17	661	8-15-72P	15
341	3-26-62	20	443	10-25-65	17	662	8-15-72P	15
342	1-5-62	20	444	10-25-65	17	663	2-12-73	15
342a	4-27-70	20	445	1-19-66	17	664	2-12-73	15
343	5-28-62	12	446	1-19-66	17	665	2-12-73	15
344	10-2-63	12	447	1-19-66	17	666	G	16
345	1-23-64	12	448	1-19-66	17	667	G	16
346	7-14-65	12	449	1-19-66	17	668	G	16
348	1-17-66P	12	450	1-19-66	17	671	9-12-60	23
349	5-15-59P	23	461	5-5-65P	15	672	9-12-60	23
350	4-15-58	31	462	5-5-65P	15	673	9-12-60	23
352	8-7-61	28	463	5-5-65P	15	680L-1	12-28-67P	29
353	8-7-61	28	464	5-5-65P	15	680L-2	12-28-67P	29
354	8-7-61	28	465	5-5-65P	15	681L-1	12-28-67P	29
355	9-8-66	28	466	5-5-65P	15	681L-2	12-28-67P	29
356	9-8-66	28	467	5-5-65P	15	682	2-1-71P	29
360a	1-30-67	24	468	5-5-65P	15	683	7-9-68P	29
361	7-26-70P	11	478	2-28-74	30	685-R	9-26-68P	29
362	7-27-70P	11	479	10-16-72	30	685-W	9-26-68P	29
363	9-30-70P	11	480	11-22-68P	30	700c	B	65
364	6-16-71P	11	481	2-14-69	30	701c	10-1-71	65
365	7-28-70P	20	482	6-6-69	30	702	11-1-66	65
366	G	11	483	6-11-71	30	703	11-1-66	65
370d	C	63	493	8-28-70	61	704a	Undated	66
371g	C	63	593	4-1-61	35	705	1-17-72	50
372h	C	63	594	4-1-61	35	706	Undated (1963)	50
373f	C	63	595	4-1-61	35	707	1-17-72	66
374c	C	63	596	4-1-61	35	708	9-15-73	48
375f	C	63	597	4-1-61	35	709	12-13-72	48
376a	C	63	599	4-1-61	35	710	6-29-62	48
377	C	63	607	5-21-73	40	711	7-1-64	48
378a	C	63	608	G	40	712	10-4-65	48
379	C	63	609	G	40	713	10-4-65	48
380	C	63	610	8-8-72P	40	714	10-4-65	48
381	C	63	611	8-8-72P	40	715	9-7-66	48
382a	C	63	612	8-8-72P	40	716	9-7-66	48
383	C	63	613	8-8-72P	40	717	11-18-69	48
384b	C	63	614	8-8-72P	40	718	4-28-72	49

SRM	Certificate Date	Page	SRM	Certificate Date	Page	SRM	Certificate Date	Page
720	8-26-70	52	837	9-22-59	19	1004	4-3-72	64
723	7-14-70	31	D837	9-22-59	19	1006	10-4-71	66
724a	9-24-73	52	838	9-22-59	19	1007a	D	66
725	3-1-71P	61	D838	9-22-59	19	1008	1-23-73	65
726	1-31-67	23	D839	9-22-59	19	1009	1-23-73	65
728	7-9-68	24	840	9-22-59	19	1010a	B	65
731-L1	7-31-72	54	D840	9-22-59	19	1016	1-17-69P	38
731-L2	7-31-72	54	D841	9-22-59	19	1017a	9-24-71	64
731-L3	7-31-72	54	845	1-19-66	17	1018a	5-16-73	64
733	12-30-71	54	D845	1-19-66	17	1019	1-17-66	64
734-S	6-14-71	53	D846	1-19-66	17	1020	E	67
734-L1	6-14-71	53	D847	1-19-66	17	1021	E	67
734-L2	6-14-71	53	849	1-19-66	17	1022	E	67
735-S	12-11-74	53	D849	1-19-66	17	1023	E	67
735-M1	12-11-74	53	850	1-19-66	17	1024	E	67
735-M2	12-11-74	53	D850	1-19-66	17	1025	E	67
735-L1	12-11-74	53	911a	6-6-74	32	1026	E	67
735-L2	12-11-74	53	912	9-24-68	32	1027	E	67
736-L1	11-19-66	54	913	9-24-68	32	1028	E	67
736-L2	11-19-66	54	914	9-24-68	32	1029	E	67
736-L3	11-19-66	54	915	3-4-69	32	1030	E	67
737-L1	D	54	916	3-10-71P	32	1031	E	67
737-L2	D	54	917	11-18-70	32	1032	E	67
737-L3	D	54	918	1-22-71	32	1033	E	67
739-L1	5-12-71	54	919	8-6-73	32	1051b	7-15-68	36
739-L2	5-12-71	54	920	1-17-72	32	1052b	3-1-68	36
739-L3	5-12-71	54	921	4-5-73	32	1053a	1-23-70	36
740	2-14-70	51	922	12-13-73	32	1055b	7-23-68	36
741	7-18-72	51	923	12-13-73	32	1057b	8-5-68	36
742	6-5-70	51	924	11-23-73	32	1059b	7-15-67	36
745	5-14-69	53	925	12-26-73	32	1060a	4-24-64	36
746	8-11-70	53	930b	A(2-24-75)	32	1061c	9-9-70P	36
747	D	53	931a	D	32	1062a	4-24-64	36
748	8-10-70	53	932	A (11-5-73)	32	1063a	4-24-64	36
749	D	53	933	A (8-23-74)	32	1064	4-24-64	36
758	6-11-71	53	934	A (8-1-74)	32	1065b	11-1-67	36
759	6-11-71	53	944	2-14-69	42	1066a	4-23-69	36
760	6-11-71	53	945	9-6-72P	42	1069b	2-13-69	36
763-1	4-5-73	54	946	12-3-71P	42	1070a	4-24-64	36
763-2	4-5-73	54	947	12-3-71P	42	1071a	4-24-64	36
763-3	4-5-73	54	948	9-1-72P	42	1073b	7-15-67	36
764-1	4-5-73	54	949d	1-23-73	42	1074a	5-13-66	36
764-2	4-5-73	54	950a	10-27-69	42	1075a	10-25-67	36
765-1	4-5-73	54	951	10-21-71	43	1076	4-24-64	36
765-2	4-5-73	54	952	10-21-71	43	1077a	2-10-68	36
765-3	4-5-73	54	953	3-12-69	42	1078b	7-25-72	36
766-1	4-5-73	54	960	5-12-72	42	1079b	2-26-69	36
767	11-20-67	51	961	6-26-73	43	1080a	2-26-69	36
797	5-13-74	62	962	6-21-73	43	1089	G	28
798	5-13-74	62	963	6-22-73	43	1090	4-2-69	28
803a	5-5-65	14	964	6-22-73	43	1091	4-2-69	28
D803a	5-5-65	14	975	3-11-65	43	1092	4-2-69	28
804a	5-5-65	14	976	3-24-65	43	1093	3-4-69P	28
805a	5-5-65	14	977	3-24-65	43	1094	6-12-69P	28
D805a	5-5-65	14	978	3-24-65	43	1095	10-23-70	28
807a	5-5-65	14	979	5-3-66	43	1096	6-13-72	28
D807a	5-5-65	14	980	1-31-67	43	1097	5-26-72P	28
808a	5-5-65	14	981-3	4-10-73	43	1098	10-3-73	28
809b	5-5-65	14	984	7-27-70	43	1099	7-28-70P	28
D809b	5-5-65	14	987	3-6-72P	43	1101	7-31-64P	25
810a	5-5-65	14	988	10-4-72	43	C1101	7-31-64P	25
817a	5-5-65	14	989	5-22-73	43	1102	7-31-64P	25
820a	5-5-65	14	999	9-6-72	31	1103	8-13-65	25
D820a	5-5-65	14	1001	11-15-73	31	C1103	8-13-65	25
821	5-5-65	14	1002b	12-71	31	1104	8-13-65	25
827	5-5-65	14	1003	7-1-65P	64	C1104	8-13-65	25

SRM	Certificate Date	Page	SRM	Certificate Date	Page	SRM	Certificate Date	Page
1105	7-14-65P	25	1197	1-10-74	18	1372	A	45
C1105	8-13-65	25	1198	1-10-74	18	1373	A	45
1106	11-17-69P	25	1199	1-10-74	18	1374	A	45
C1106	11-17-69P	25	1200	1-10-74	18	1375	A	45
1107	11-17-69P	25	1201	1-10-74	18	1376	A	45
C1107	11-17-69P	25	1206-2	11-6-70P	18	1377	A	45
1108	11-17-69P	25	1207-1	11-6-70P	18	1378	A	45
C1108	11-17-69P	25	1207-2	11-6-70P	18	1381	A	45
1109	7-14-65P	25	1208-1	11-6-70P	18	1382	A	45
C1109	8-18-70P	25	1208-2	11-6-70P	18	1383	A	45
1110	8-18-70P	25	1209	G	18	1384	A	45
C1110	8-18-70P	25	1212a	2-14-74	27	1385	A	45
1111	8-18-70P	25	1261	8-16-72P	15	1386	A	45
C1111	8-18-70P	25	1262	8-16-72P	15	1398	A	45
1112	1-17-69P	25	1263	8-16-72P	15	1399	A	45
C1112	1-17-69P	25	1264	2-12-73	15	1402	4-11-66	56
1113	1-17-69P	25	1265	8-15-72	15	1403	4-11-66	56
C1113	1-17-69P	25	1266	G	16	1404	4-11-66	56
1114	1-17-69P	25	1301	A	45	1405	4-11-66	56
C1114	1-17-69P	25	1302	A	45	1406	4-11-66	56
1115	2-19-70P	25	1303	A	45	1407	4-11-66	56
C1115	2-19-70P	25	1304	A	45	1408	4-11-66	56
1116	2-19-70P	25	1305	A	45	1409	4-11-66	56
C1116	2-19-70P	25	1306	A	45	1420	12-16-65	56
1117	2-19-70P	25	1307	A	45	1421	12-16-65	56
C1117	2-19-70P	25	1308	A	45	1422	12-16-65	56
1118	7-14-65P	25	1309	A	45	1423	12-16-65	56
C1118	2-26-70P	25	1310	A	45	1424	12-16-65	56
1119	7-14-65P	25	1311	A	45	1425	12-16-65	56
C1119	2-26-70P	25	1312	A	45	1427	12-16-65	56
1120	7-14-65P	25	1313	A	45	1428	12-16-65	56
C1120	2-26-70P	25	1314	A	45	1440	12-16-65	56
1121	12-19-66P	25	1315	A	45	1441	12-16-65	56
C1121	12-19-66P	25	1316	A	45	1442	12-16-65	56
1122	12-19-66P	25	1317	A	45	1443	12-16-65	56
C1122	12-19-66P	25	1318	A	45	1444	12-16-65	56
1123	12-19-66P	25	1319	A	45	1445	12-16-65	56
C1123	12-19-66P	25	1320	A	45	1475	12-2-71	50
1131	1-25-68P	26	1331	A	45	1476	11-6-69	50
1132	1-30-70	26	1332	A	45	1511	4-24-69	62
1134	4-30-70	15	1333	A	45	1512	7-2-69	62
1135	7-27-72	15	1334	A	45	1513	9-17-69	62
1136	8-31-73	15	1335	A	45	1516	7-9-69	62
1138	7-13-70	21	1336	A	45	1517	7-9-69	62
1139	7-13-70	21	1337	A	45	1518	7-9-69	62
1140a	9-15-73	21	1338	A	45	1519	7-9-69	62
1141a	9-15-73	21	1339	A	45	1520	1-8-74	62
1142a	9-15-73	21	1341	A	45	1541	3-1-71P	61
1143	12-22-69	21	1342	A	45	1571	10-1-71P	32
1144	12-22-69	21	1343	A	45	1577	4-15-72P	32
1147a	4-8-74	21	1344	A	45	1579	1-23-73	33
1148	12-22-69	21	1345	A	45	1600	1-14-73	63
1149	12-22-69	21	1346	A	45	1604a	1-25-71	33
1152	2-9-66	17	1351	A	45	1607	3-1-68	33
1154	2-9-66	17	1352	A	45	1609	3-1-68	33
1155	8-4-69P	17	1353	A	45	1621	12-11-67	33
1156	4-5-66P	18	1361	A	45	1622	12-5-74	33
1157	8-6-73	19	1362	A	45	1623	4-7-71	33
1158	12-13-72	18	1363	A	45	1624	4-7-71	33
1159	2-18-69P	26	1364	A	45	1625	A(1-5-73)	34
1160	2-18-69P	26	1365	A	45	1626	A(8-12-71)	34
1166	5-5-65P	15	1366	A	45	1627	A(8-12-71)	34
1169	1-10-74	15	1367	A	45	1629	D	34
1170a	2-2-74	15	1368	A	45	1631	8-15-73	34
1171	7-7-71P	17	1369	A	45	1632	10-1-74	34
1172	7-7-71P	17	1370	A	45	1633	10-10-74	34
1185	2-4-59P	17	1371	A	45	1634	D	34

SRM	Certificate Date	Page	SRM	Certificate Date	Page	SRM	Certificate Date	Page
1636	D	33	2312	A	45	4929-C	6-70	58
1637	D	33	2313	A	45	4935-C	7-69P	58
1638	D	33	2314	A	45	4940-B	1-4-68	58
1641	8-27-74	33	2315	A	45	4941-D	8-15-73	58
1642	8-16-74	33	2316	A	45	4943	1962	58
1651	11-12-68	52	2317	A	45	4947	2-10-64	58
1652	11-12-68	52	2318	A	45	4949	9-24-73	58
1653	11-12-68	52	2331	A	45	4950-B	5-68	58
1654	4-7-71	52	2332	A	45	4951	11-56	58
1665	4-5-73	33	2333	A	45	4952-B	D	58
1666	4-5-73	33	2334	A	45	4953	5-68	58
1667	4-5-73	33	2335	A	45	4955	3-1-68	58
1668	4-5-73	33	2336	A	45	4956	3-1-68	58
1669	4-5-73	33	2338	A	45	4957	A(3-1-68)	58
1673	3-30-73	33	2339	A	45	4958	A(3-1-68)	58
1674	3-30-73	33	2340	A	45	4959	A(3-1-68)	58
1675	3-30-73	33	3200	A(5-5-71)	63	4960	A(3-1-68)	58
1677	11-20-73	33	4200-B	A(3-69)	58	4961	A(3-1-68)	58
1678	11-20-73	33	4201-B	A(6-70)	58	4962	A(3-1-68)	58
1679	11-20-73	33	4202-B	A(3-1-68)	58	4963	A(3-1-68)	58
1680	11-20-73	33	4203-C	A(4-10-73)	58	4964-B	A(12-31-65)	58
1681	11-20-73	33	4207	A(3-69)	58	4990-B	B	58
1683	D	33	4209-B	A(6-69)	58	4991-C	A(5-69)	58
1684	D	33	4210	A(5-69)	58	4996-B	A(5-69)	58
1685	D	33	4211	A(5-70)	58	4999-E	A(2-74)	58
1686	D	33	4212	A(6-71)	58	U-0002	7-30-70P	42
1687	D	33	4213	A(5-70)	58	U-005	4-21-69P	42
1810	5-5-72	66	4214	A(6-73)	58	U-010	4-21-69P	42
1815	8-14-74	49	4215-B	A(7-1-74)	58	U-015	4-21-69P	42
1816	8-16-74	49	4216-B	A(7-1-74)	58	U-020	4-21-69P	42
1820	9-6-74	35	4217	A(9-74)	58	U-030	4-21-69P	42
1821	D	35	4219	6-74	58	U-050	4-21-69P	42
2005	A(4-16-71)	56	4222	8-67	58	U-100	6-23-66P	42
2006	A(4-16-71)	56	4223	8-67	58	U-150	8-5-66P	42
2007	A(4-16-71)	56	4224	8-67	58	U-200	6-1-66P	42
2008	A(4-16-71)	56	4226	8-69	58	U-350	5-23-66P	42
2101-5	A	55	4228-B	4-71	58	U-500	5-24-66P	42
2106	C	64	4229	A(5-72)	58	U-750	2-11-66P	42
2141	8-28-70	31	4232	9-74	58	U-800	2-11-66P	42
2142	9-1-70	31	4233	4-25-73	58	U-850	2-11-66P	42
2143	1-23-73	31	4235	A(10-69P)	58	U-900	2-11-66P	42
2144	4-5-73	31	4240	A(5-22-73)	58	U-930	2-11-66P	42
2186-I	5-28-68	44	4245	5-74	58	U-970	7-9-70P	42
2186-II	5-28-68	44	4246	5-74	58			
2191	5-28-68	44	4247	5-74	58	RM-1C	E	67
2192	5-28-68	44	4260	8-74	58	RM-1R	E	67
2201	2-22-71	44	4330	D	58	RM-100	E	67
2202	2-22-71	44	4331	D	58			
2203	5-21-73	44	4332	10-74	58	GM-1	F(6-14-71)	68
2301	A	44	4333	10-74	58	GM-2	F(6-14-71)	68
2302	A	45	4904-D	A(4-70)	58	GM-5	F	68
2303	A	45	4906	A(5-69)	58	GM-2007	F	68
2304	A	45	4907	A(2-19-74)	58	CP-1	B	68
2305	A	45	4921-C	8-6-64	58	CP-2	B	68
2306	A	45	4922-E	A(5-67)	58	CP-3	B	68
2307	A	45	4925	7-58	58	CP-4	B	68
2308	A	45	4926	9-3-61	58	CP-5	B	68
2311	A	45	4927	9-3-61	58	CP-6	B	68

OTHER NBS PUBLICATIONS IN THIS SERIES

- NBS Spec. Publ. 260, Standard Reference Materials: 1973 Catalog, April 1973, \$1.25.*
- NBS Misc. Publ. 260-1, Standard Reference Materials: Preparation of NBS White Cast Iron Spectrochemical Standards, June 1964. COM 74-11061.**
- NBS Misc. Publ. 260-2, Standard Reference Materials: Preparation of NBS Copper-Base Spectrochemical Standards, October 1964. COM 74-11063.**
- NBS Misc. Publ. 260-3, Standard Reference Materials: Metallographic Characterization of an NBS Spectrometric Low-Alloy Steel Standard, October 1964. COM 74-11060.**
- NBS Misc. Publ. 260-4, Standard Reference Materials: Sources of Information on Standard Reference Materials, February 1965. COM 74-11059.**
- NBS Misc. Publ. 260-5, Standard Reference Materials: Accuracy of Solution X-Ray Spectrometric Analysis of Copper-Base Alloys, March 1965. 25 cents. (Out of print).
- NBS Misc. Publ. 260-6, Standard Reference Materials: Methods for the Chemical Analysis of White Cast Iron Standards, July 1965. COM 74-11068.**
- NBS Misc. Publ. 260-7, Standard Reference Materials: Methods for the Chemical Analysis of NBS Copper-Base Spectrochemical Standards, October 1965. COM 74-11067.**
- NBS Misc. Publ. 260-8, Standard Reference Materials: Analysis of Uranium Concentrates at the National Bureau of Standards, December 1965. COM 74-11066.**
- NBS Misc. Publ. 260-9, Standard Reference Materials: Half Lives of Materials Used in the Preparation of Standard Reference Materials of Nineteen Radioactive Nuclides Issued by the National Bureau of Standards, November 1965. COM 74-11065.**
- NBS Misc. Publ. 260-10, Standard Reference Materials: Homogeneity Characterization on NBS Spectrometric Standards II: Cartridge Brass and Low-Alloy Steel, December 1965. COM 74-11064.**
- NBS Misc. Publ. 260-11, Standard Reference Materials: Viscosity of a Standard Lead-Silica Glass, November 1966. NBS Misc. Publ. 260-10.**
- NBS Misc. Publ. 260-12, Standard Reference Materials: Homogeneity Characterization of NBS Spectrometric Standards III: White Cast Iron and Stainless Steel Powder Compact, September 1966. NBS Misc. Publ. 260-12.**
- NBS Misc. Publ. 260-13, Standard Reference Materials: Mossbauer Spectroscopy Standard for the Chemical Shift of Iron Compounds, July 1967. NBS Misc. Publ. 260-13.**
- NBS Misc. Publ. 260-14, Standard Reference Materials: Determination of Oxygen in Ferrous Materials - SRM 1090, 1091, and 1092, September 1966. NBS Misc. Publ. 260-14.**
- NBS Misc. Publ. 260-15, Standard Reference Materials: Recommended Method of Use of Standard Light-Sensitive Paper for Calibrating Carbon Arcs Used in Testing Textiles for Colorfastness to Light, June 1967. NBS Misc. Publ. 260-15.**
- NBS Spec. Publ. 260-16, Standard Reference Materials: Homogeneity Characterization of NBS Spectrometric Standards IV: Preparation and Microprobe Characterization of W-20% Mo Alloy Fabricated by Powder Metallurgical Methods, January 1969. COM 74-11062.**
- NBS Spec. Publ. 260-17, Standard Reference Materials: Boric Acid; Isotopic and Assay Standard Reference Materials, February 1970. 65 cents.*
- NBS Spec. Publ. 260-19, Standard Reference Materials: Calibration of NBS Secondary Standard Magnetic Tape (Computer Amplitude Reference) Using the Reference Tape Amplitude Measurement "Process A", November 1969. NBS Spec. Publ. 260-18.**
- NBS Spec. Publ. 260-19, Standard Reference Materials: Analysis of Interlaboratory Measurements on the Vapor Pressure of Gold (Certification of Standard Reference Material 745), January 1970. PB 190071.**

- NBS Spec. Publ. 260-21, Standard Reference Materials: Analysis of Interlaboratory Measurements on the Vapor Pressures of Cadmium and Silver, January 1971. COM 74-11359.**
- NBS Spec. Publ. 260-22, Standard Reference Materials: Homogeneity Characterization of Fe-3Si Alloy, February 1971. COM 74-11357.**
- NBS Spec. Publ. 260-23, Standard Reference Materials: Viscosity of a Standard Borosilicate Glass, December 1970. 25 cents.*
- NBS Spec. Publ. 260-24, Standard Reference Materials: Comparison of Redox Standards, January 1972. \$1.*
- NBS Spec. Publ. 260-25, Standard Reference Materials: A standard Reference Material Containing Nominally Four Percent Austenite, February 1971. COM 74-11356.**
- NBS Spec. Publ. 260-26, Standard Reference Materials: National Bureau of Standards-U.S. Steel Corporation Joint Program for Determining Oxygen and Nitrogen in Steel, February 1971. 50 cents.*
- NBS Spec. Publ. 260-27, Standard Reference Materials: Uranium Isotopic Standard Reference Materials, April 1971. COM 74-11358.**
- NBS Spec. Publ. 260-28, Standard Reference Materials: Preparation and Evaluation of SRM's 481 and 482 Gold-Silver and Gold-Copper Alloys for Microanalysis, August 1971. COM 71-50365.**
- NBS Spec. Publ. 260-29, Standard Reference Materials: Calibration of NBS Secondary Standard Magnetic Tape (Computer Amplitude Reference) Using the Reference Tape Amplitude Measurement "Process A-Model 2", June 1971. COM 71-50282.**
- NBS Spec. Publ. 260-30, Standard Reference Materials: Standard Samples Issued in the USSR (A Translation from the Russian), June 1971. COM 71-50283.**
- NBS Spec. Publ. 260-31, Standard Reference Materials: Thermal Conductivity of Electrolytic Iron SRM 734 from 4 to 300 K, November 1971. COM 71-50563.**
- NBS Spec. Publ. 260-32, Standard Reference Materials: Standard Quartz Cuvettes For High Accuracy Spectrophotometry, December 1973. 55 cents.*
- NBS Spec. Publ. 260-33, Standard Reference Materials: Comparison of Original and Supplemental SRM 705, Narrow Molecular Weight Distribution Polystyrene, H. L. Wagner, May 1972. COM 72-50526.**
- NBS Spec. Publ. 260-34, Standard Reference Materials: Thermoelectric Voltage, April 1972. COM 72-50371.**
- NBS Spec. Publ. 260-35, Standard Reference Materials: Thermal Conductivity of Austenitic Stainless Steel, SRM 735 from 5 to 280 K, April 1972. 35 cents.*
- NBS Spec. Publ. 260-36, Standard Reference Materials: A Reference Method for the Determination of Calcium in Serum. SRM 915, May 1972. COM 72-50527.**
- NBS Spec. Publ. 260-37, Standard Reference Materials: Methods of Analysis of NBS Clay Standards, June 1972. COM 72-50692.**
- NBS Spec. Publ. 260-38, Standard Reference Materials: Preparation and Calibration of Standards of Spectral Specular Reflectance, May 1972. 60 cents.*
- NBS Spec. Publ. 260-39, Standard Reference Materials: The Eddy Current Decay Method for Resistivity Characterization of High-Purity Metals, May 1972. 55 cents.*
- NBS Spec. Publ. 260-40, Standard Reference Materials: Selection of Thermal Analysis Temperature Standards Through a Cooperative Study (SRM 758, 759, 760), August 1972. 65 cents.*
- NBS Spec. Publ. 260-41, Standard Reference Materials: Use of Standard Light-Sensitive Paper for Calibrating Carbon Arcs used in Testing Textiles for Colorfastness to Light, August 1972. COM 72-50775.**
- NBS Spec. Publ. 260-42, Standard Reference Materials: The Characterization of Linear Polyethylene, SRM 1475, September 1972. 45 cents.*
- NBS Spec. Publ. 260-43, Standard Reference Materials: Preparation and Homogeneity Characterization of an Austenitic Iron-Chromium-Nickel Alloy, November 1972. 45 cents.*
- NBS Spec. Publ. 260-44, Standard Reference Materials: Preparation and Use of Superconductive Fixed Point Devices, SRM 767, December 1972. 75 cents.*

NBS Spec. Publ. 260-45, Standard Reference Materials: Powdered Lead-Based Paint, SRM 1579, March 1973. COM 73-50226.**

NBS Spec. Publ. 260-47, Standard Reference Materials: Electrical Resistivity of Electrolytic Iron, SRM 797, and Austenitic Stainless Steel, SRM 798, from 5 to 280K, February 1974. 55 cents.*

NBS Spec. Publ. 260-48, Standard Reference Materials: Description and Use of Precision Thermometers for the Clinical Laboratory, SRM 933 and SRM 934, May 1974. 60 cents.*

NBS Spec. Publ. 260-49, Standard Reference Materials: Calibrated Glass Standards for Fission Track Use. (In preparation)

*Send order with remittance to: Superintendent of Documents, U.S. Government Printing Office, Washington, D.C. 20402. Remittance from foreign countries should include an additional one-fourth of the purchase price for postage.

**May be ordered from: National Technical Information Services (NTIS), Springfield, Virginia 22151.

U.S. DEPT. OF COMM. BIBLIOGRAPHIC DATA SHEET	1. PUBLICATION OR REPORT NO. NBS SP-260, 1975-76 Edition	2. Gov't Accession No.	3. Recipient's Accession No.
4. TITLE AND SUBTITLE Catalog of NBS Standard Reference Materials		5. Publication Date June 1975	6. Performing Organization Code
7. AUTHOR(S) R. W. Seward, Technical Representative		8. Performing Organ. Report No.	
9. PERFORMING ORGANIZATION NAME AND ADDRESS NATIONAL BUREAU OF STANDARDS DEPARTMENT OF COMMERCE WASHINGTON, D.C. 20234		10. Project/Task/Work Unit No. 3020585	11. Contract/Grant No.
12. Sponsoring Organization Name and Complete Address (Street, City, State, ZIP) Same as Number 9.		13. Type of Report & Period Covered Interim	14. Sponsoring Agency Code
15. SUPPLEMENTARY NOTES Supersedes NBS Special Publication 260, 1973 Edition Library of Congress Catalog Card Number: 75-1209			
16. ABSTRACT (A 200-word or less factual summary of most significant information. If document includes a significant bibliography or literature survey, mention it here.) This Catalog lists and describes the Standard Reference Materials (SRM's), Research Materials (RM's), and General Materials (GM's) currently distributed by the National Bureau of Standards, as well as many of the materials currently in preparation. SRM's are used to calibrate measurement systems and to provide a central basis for uniformity and accuracy of measurement. The unit and quantity, the type, and the certified characterization are listed for each SRM, as well as directions for ordering. The RM's are not certified, but are issued to meet the needs of scientists engaged in materials research. RM's are issued with a "Report of Investigation," the sole authority of which is the author of the report. The GM's are standardized by some agency other than NBS. NBS acts only as a distribution point and does not participate in the standardization of these materials. Announcements of new and renewal SRM's, RM's, and GM's are made in the semi-annual supplements of this Catalog, SRM Price List, and in scientific and trade journals.			
17. KEY WORDS (six to twelve entries; alphabetical order; capitalize only the first letter of the first key word unless a proper name; separated by semicolons) Analysis; characterization; composition; properties; Standard Reference Materials; Research Materials; General Materials.			
18. AVAILABILITY <input checked="" type="checkbox"/> Unlimited <input type="checkbox"/> For Official Distribution. Do Not Release to NTIS <input checked="" type="checkbox"/> Order From Sup. of Doc., U.S. Government Printing Office Washington, D.C. 20402, SD Cat. No. C13.10: 260/1975-76 ed. <input type="checkbox"/> Order From National Technical Information Service (NTIS) Springfield, Virginia 22151		19. SECURITY CLASS (THIS REPORT) UNCLASSIFIED	21. NO. OF PAGES 92
		20. SECURITY CLASS (THIS PAGE) UNCLASSIFIED	22. Price \$1.50

NBS TECHNICAL PUBLICATIONS

PERIODICALS

JOURNAL OF RESEARCH reports National Bureau of Standards research and development in physics, mathematics, and chemistry. It is published in two sections, available separately:

• **Physics and Chemistry (Section A)**

Papers of interest primarily to scientists working in these fields. This section covers a broad range of physical and chemical research, with major emphasis on standards of physical measurement, fundamental constants, and properties of matter. Issued six times a year. Annual subscription: Domestic, \$17.00; Foreign, \$21.25.

• **Mathematical Sciences (Section B)**

Studies and compilations designed mainly for the mathematician and theoretical physicist. Topics in mathematical statistics, theory of experiment design, numerical analysis, theoretical physics and chemistry, logical design and programming of computers and computer systems. Short numerical tables. Issued quarterly. Annual subscription: Domestic, \$9.00; Foreign, \$11.25.

DIMENSIONS/NBS (formerly *Technical News Bulletin*)—This monthly magazine is published to inform scientists, engineers, businessmen, industry, teachers, students, and consumers of the latest advances in science and technology, with primary emphasis on the work at NBS. The magazine highlights and reviews such issues as energy research, fire protection, building technology, metric conversion, pollution abatement, health and safety, and consumer product performance. In addition, it reports the results of Bureau programs in measurement standards and techniques, properties of matter and materials, engineering standards and services, instrumentation, and automatic data processing.

Annual subscription: Domestic, \$9.45; Foreign, \$11.85.

NONPERIODICALS

Monographs—Major contributions to the technical literature on various subjects related to the Bureau's scientific and technical activities.

Handbooks—Recommended codes of engineering and industrial practice (including safety codes) developed in cooperation with interested industries, professional organizations, and regulatory bodies.

Special Publications—Include proceedings of conferences sponsored by NBS, NBS annual reports, and other special publications appropriate to this grouping such as wall charts, pocket cards, and bibliographies.

Applied Mathematics Series—Mathematical tables, manuals, and studies of special interest to physicists, engineers, chemists, biologists, mathematicians, computer programmers, and others engaged in scientific and technical work.

National Standard Reference Data Series—Provides quantitative data on the physical and chemical properties of materials, compiled from the world's literature and critically evaluated. Developed under a world-wide

program coordinated by NBS. Program under authority of National Standard Data Act (Public Law 90-396).

NOTE: At present the principal publication outlet for these data is the *Journal of Physical and Chemical Reference Data* (JPCRD) published quarterly for NBS by the American Chemical Society (ACS) and the American Institute of Physics (AIP). Subscriptions, reprints, and supplements available from ACS, 1155 Sixteenth St. N. W., Wash. D. C. 20056.

Building Science Series—Disseminates technical information developed at the Bureau on building materials, components, systems, and whole structures. The series presents research results, test methods, and performance criteria related to the structural and environmental functions and the durability and safety characteristics of building elements and systems.

Technical Notes—Studies or reports which are complete in themselves but restrictive in their treatment of a subject. Analogous to monographs but not so comprehensive in scope or definitive in treatment of the subject area. Often serve as a vehicle for final reports of work performed at NBS under the sponsorship of other government agencies.

Voluntary Product Standards—Developed under procedures published by the Department of Commerce in Part 10, Title 15, of the Code of Federal Regulations. The purpose of the standards is to establish nationally recognized requirements for products, and to provide all concerned interests with a basis for common understanding of the characteristics of the products. NBS administers this program as a supplement to the activities of the private sector standardizing organizations.

Federal Information Processing Standards Publications (FIPS PUBS)—Publications in this series collectively constitute the Federal Information Processing Standards Register. Register serves as the official source of information in the Federal Government regarding standards issued by NBS pursuant to the Federal Property and Administrative Services Act of 1949 as amended, Public Law 89-306 (79 Stat. 1127), and as implemented by Executive Order 11717 (38 FR 12315, dated May 11, 1973) and Part 6 of Title 15 CFR (Code of Federal Regulations).

Consumer Information Series—Practical information, based on NBS research and experience, covering areas of interest to the consumer. Easily understandable language and illustrations provide useful background knowledge for shopping in today's technological marketplace.

NBS Interagency Reports (NBSIR)—A special series of interim or final reports on work performed by NBS for outside sponsors (both government and non-government). In general, initial distribution is handled by the sponsor; public distribution is by the National Technical Information Service (Springfield, Va. 22161) in paper copy or microfiche form.

Order NBS publications (except NBSIR's and Bibliographic Subscription Services) from: Superintendent of Documents, Government Printing Office, Washington, D.C. 20402.

BIBLIOGRAPHIC SUBSCRIPTION SERVICES

The following current-awareness and literature-survey bibliographies are issued periodically by the Bureau: Cryogenic Data Center Current Awareness Service

A literature survey issued biweekly. Annual subscription: Domestic, \$20.00; foreign, \$25.00.

Liquefied Natural Gas. A literature survey issued quarterly. Annual subscription: \$20.00.

Superconducting Devices and Materials. A literature

survey issued quarterly. Annual subscription: \$20.00. Send subscription orders and remittances for the preceding bibliographic services to National Technical Information Service, Springfield, Va. 22161.

Electromagnetic Metrology Current Awareness Service Issued monthly. Annual subscription: \$100.00 (Special rates for multi-subscriptions). Send subscription order and remittance to Electromagnetics Division, National Bureau of Standards, Boulder, Colo. 80302.

U.S. DEPARTMENT OF COMMERCE
National Bureau of Standards
Washington, D.C. 20234

OFFICIAL BUSINESS

Penalty for Private Use, \$300

POSTAGE AND FEES PAID
U.S. DEPARTMENT OF COMMERCE
COM-215



SPECIAL FOURTH-CLASS RATE
BOOK

