

Reference

NBS
Publi-
cations

NAT'L INST. OF STAND & TECH



A11105 974115



NBS TECHNICAL NOTE **1148**

U.S. DEPARTMENT OF COMMERCE / National Bureau of Standards

Solar Radiation and Illumination

-QC-----
100
.U5753
NO. 1148
1981

NATIONAL BUREAU OF STANDARDS

The National Bureau of Standards¹ was established by an act of Congress on March 3, 1901. The Bureau's overall goal is to strengthen and advance the Nation's science and technology and facilitate their effective application for public benefit. To this end, the Bureau conducts research and provides: (1) a basis for the Nation's physical measurement system, (2) scientific and technological services for industry and government, (3) a technical basis for equity in trade, and (4) technical services to promote public safety. The Bureau's technical work is performed by the National Measurement Laboratory, the National Engineering Laboratory, and the Institute for Computer Sciences and Technology.

THE NATIONAL MEASUREMENT LABORATORY provides the national system of physical and chemical and materials measurement; coordinates the system with measurement systems of other nations and furnishes essential services leading to accurate and uniform physical and chemical measurement throughout the Nation's scientific community, industry, and commerce; conducts materials research leading to improved methods of measurement, standards, and data on the properties of materials needed by industry, commerce, educational institutions, and Government; provides advisory and research services to other Government agencies; develops, produces, and distributes Standard Reference Materials; and provides calibration services. The Laboratory consists of the following centers:

Absolute Physical Quantities² — Radiation Research — Thermodynamics and Molecular Science — Analytical Chemistry — Materials Science.

THE NATIONAL ENGINEERING LABORATORY provides technology and technical services to the public and private sectors to address national needs and to solve national problems; conducts research in engineering and applied science in support of these efforts; builds and maintains competence in the necessary disciplines required to carry out this research and technical service; develops engineering data and measurement capabilities; provides engineering measurement traceability services; develops test methods and proposes engineering standards and code changes; develops and proposes new engineering practices; and develops and improves mechanisms to transfer results of its research to the ultimate user. The Laboratory consists of the following centers:

Applied Mathematics — Electronics and Electrical Engineering² — Mechanical Engineering and Process Technology² — Building Technology — Fire Research — Consumer Product Technology — Field Methods.

THE INSTITUTE FOR COMPUTER SCIENCES AND TECHNOLOGY conducts research and provides scientific and technical services to aid Federal agencies in the selection, acquisition, application, and use of computer technology to improve effectiveness and economy in Government operations in accordance with Public Law 89-306 (40 U.S.C. 759), relevant Executive Orders, and other directives; carries out this mission by managing the Federal Information Processing Standards Program, developing Federal ADP standards guidelines, and managing Federal participation in ADP voluntary standardization activities; provides scientific and technological advisory services and assistance to Federal agencies; and provides the technical foundation for computer-related policies of the Federal Government. The Institute consists of the following centers:

Programming Science and Technology — Computer Systems Engineering.

¹Headquarters and Laboratories at Gaithersburg, MD, unless otherwise noted; mailing address Washington, DC 20234.

²Some divisions within the center are located at Boulder, CO 80303.

Solar Radiation and Illumination

NATIONAL BUREAU
OF STANDARDS
LIBRARY
NOV 18 1981

S. Treado
T. Kusuda

Center for Building Technology
National Engineering Laboratory
National Bureau of Standards
Washington, DC 20234

Prepared for:

Naval Facilities Engineering Command
U.S. Navy
Washington, DC 20330

Directorate of Civil Engineering
U.S. Air Force
Washington, DC 20330

Office of Chief of Engineers
U.S. Army
Washington, DC 20314

U.S. Department of Energy
Office of Buildings and Community Systems
Washington, DC 20585



U.S. DEPARTMENT OF COMMERCE, Malcolm Baldrige, Secretary
NATIONAL BUREAU OF STANDARDS, Ernest Ambler, Director

Issued November 1981

National Bureau of Standards Technical Note 1148

Nat. Bur. Stand. (U.S.), Tech. Note 1148, 31 pages (Nov. 1981)

CODEN: NBTNAE

U.S. GOVERNMENT PRINTING OFFICE

WASHINGTON: 1981

SOLAR RADIATION AND ILLUMINATION

S. Treado
T. Kusuda

ABSTRACT

Experimental data were collected and analyzed under various cloud cover conditions to establish the relationship between solar irradiance and illuminance. Empirically derived equations are presented for estimating diffuse and total illuminance as a function of total and diffuse solar radiation.

Key words: daylighting; illuminance; illumination; irradiance; solar radiation

Table of Contents

1. Introduction	1
2. Solar Radiation and Illumination	3
3. Diffuse Illuminance	4
4. Total Illuminance	7
5. Summary and Conclusions	10
6. References	11

1. INTRODUCTION

Illumination conditions, both outdoors and indoors, are of interest in building design and energy analysis. Except for clear and completely overcast sky conditions, very few data are available concerning levels of outdoor illuminance under realistic sky conditions. Under the randomly changing outdoor illuminance levels frequently encountered, it is difficult to obtain an accurate prediction of daylighting conditions. Various procedures have been proposed and utilized for predicting outdoor illuminance levels; some are based on fundamental principles of atmospheric science [1] while others use empirical relationships [2,3]. These procedures vary in complexity and accuracy and require a variety of input parameters from which illuminance levels are calculated. The accuracy of many of these procedures has not been validated for a complete range of illumination conditions.

Many building design and energy analysis procedures provide irradiance information, either from weather data tapes or from calculation. Thus, correlations between solar radiation conditions and the resulting illumination conditions would enable outdoor illumination levels to be calculated. Since illuminance (visible light, e.g., C.I.E. photopic response ~ 0.38 to $0.78 \mu\text{m}$) is largely dependent upon irradiance (full-spectrum solar radiation ~ 0.2 to $3 \mu\text{m}$) it was desirable to establish a procedure for calculating illuminance as a function of irradiance.

While the measured outdoor illuminance data are limited in scope and in available locations, large amounts of solar radiation data are available from data routinely recorded at weather stations throughout the country for many years.

It has been customary to relate the illuminance to the total irradiance in terms of luminous efficacy, which is defined as follows:

$$\eta = \frac{K_m \int_{0.380}^{0.780} V(\lambda)E(\lambda)d\lambda}{\int_0^{\infty} E(\lambda)d\lambda}$$

where

K_m = maximum spectral luminous efficacy or luminosity factor
= 680 lm/w

$V(\lambda)$ = standard relative luminous efficacy of monochromatic radiation of wave length λ

$E(\lambda)$ = monochromatic solar spectral irradiance

Several researchers have published the values of η for selected and typical sky conditions. W. Chroscicki [4], for example, developed the following equation for clear sky.

$$\eta = 59.3 h^{0.1252} \quad \text{lm/w}$$

where

h = solar altitude angle in degrees.

Rosenfeld and Selkowitz [5], on the other hand, suggest $\eta = 106 \pm 2$ lm/w for the direct solar component and 116 ± 7 lm/w for the diffuse sky component for clear sky conditions.

For the cloudy sky, Krochmann [6] suggests an approximate value of 115 lm/w.

While these solar luminous efficacy data are affected by the presence of atmosphere and cloud cover, the extraterrestrial data have been estimated as 93.7 lm/w [7].

None of the data presented above permit the evaluation of outdoor illumination under partially cloudy conditions which prevail during the course of a year, and which are very important for the annual energy analyses.

Shikuyu and Kimura [8] have presented a relation to combine the Chroscicki equation with Krochmann data in conjunction with cloud amount factor, C_F , which ranges from 10 for a completely cloudy sky to 0 for a clear sky as recorded by meteorological stations. The suggested equation is

$$\eta = 115 \left(\frac{C_F}{10} \right) + 59.3 h^{0.1252} \left[1 - \frac{C_F}{10} \right]$$

The disadvantage of this equation is that the cloud amount parameter C_F is very subjective to the observer and not well defined.

An alternative cloud amount factor is utilized in this paper based upon the ratio of observed diffuse and total solar radiation levels. This new cloud amount factor is then used to compute the luminous efficacy of a cloudy sky.

2. SOLAR RADIATION AND ILLUMINATION

Solar radiation at the earth's surface is composed of two components, diffuse and direct. Various combinations of diffuse and direct irradiance occur due to different sky conditions. The sum of diffuse and direct irradiance equals total irradiance. Under completely overcast conditions, diffuse irradiance is equal to total irradiance, while under very clear sky conditions the diffuse component is approximately 10 percent or less of the total irradiance. The ratio of diffuse to total irradiance can be described as the cloud ratio, or:

$$\text{Cloud Ratio} = \text{CR} = \frac{\text{Diffuse Irradiance}}{\text{Total Irradiance}} = \frac{I_d}{I_T} \quad (1)$$

Similarly, outdoor illuminance is composed of diffuse and direct components. Traditionally, in the daylighting community, diffuse illuminance is of interest, since it represents visible light from the sky, enabling indoor illuminance to be subsequently calculated. Most interior locations do not receive direct irradiance or illuminance, since the sun is usually not visible through the window. In those cases where direct irradiance (and consequently direct illuminance) is present, it is usually viewed as being undesirable, from the standpoint of glare and occupant comfort. Under these conditions, frequently a shade or other sun control device is utilized.

The direct and total illuminance components are of interest when determining the level of illumination incident upon an exterior surface (such as the ground or a building), when skylights are considered, or when reflective louvers are used to bring the direct beam illumination deep indoors.

Since solar illuminance is a portion of the full solar spectrum, illuminance and irradiance levels are obviously related. The relative contributions of the ultra-violet, infrared, and visible portions of the solar spectrum vary with different atmospheric conditions. Thus the level of irradiance may change while the illuminance remains constant, due to a change in the intensity outside of the visible spectrum.

Measurements were made of the levels of total irradiance and illuminance on a horizontal surface, along with concurrent measurements of diffuse irradiance and illuminance. The diffuse components were measured using shading bands. (See figure 1). These measurements were made at the NBS daylight research facility near Washington, D.C. (~ 39° lat.).

3. DIFFUSE ILLUMINANCE

Earlier measurements of diffuse illuminance indicated a strong sensitivity to sky condition [9]. Diffuse illuminance levels were low for clear skies and completely overcast skies. Highest diffuse illuminance levels occurred under partially overcast conditions, when the sun was relatively unobstructed and the remainder of the sky cloudy. Overcast conditions produced the highest levels of diffuse illuminance per unit total irradiance, but total irradiance levels were usually low at these conditions.

Analysis of the measured data indicated two possible procedures for calculating diffuse illuminance based on irradiance data. The simplest method requires a correlation between measured levels of diffuse irradiance and diffuse illuminance. Figure 2 presents a plot of diffuse illuminance as a function of diffuse irradiance. From this plot, it is seen that diffuse illuminance can be calculated using the following relation:

$$E_d = 119 \cdot I_d \quad (2)$$

where

E_d = diffuse illuminance (lux)

I_d = diffuse irradiance (Wm^{-2})

Equation 2 indicates a luminous efficacy for diffuse illumination of 119 lumens/watt. A comparison of measured diffuse illuminance versus calculated (from eq. 2) is presented in figure 3.

The average calculation error for the sample day presented is 7 percent, with the greatest error occurring at the lower illuminance levels. On this sample day, solar radiation and sky condition covered a large range.

The second method for calculating diffuse illuminance is based on a correlation of that parameter with total irradiance and cloud ratio. Due to the wide variations in sky condition, diffuse illuminance does not vary directly with total irradiance, as shown in figure 4. However, if the cloud ratio is known, or can be estimated, this information can be combined with information concerning the level of total irradiance to calculate diffuse illuminance.

Figure 5 presents a typical plot of diffuse illuminance as a function of total irradiance for different types of sky conditions. Large increases in total irradiance cause only small increases in diffuse illuminance under clear skies, while under overcast conditions diffuse illuminance changes dramatically with total irradiance.

Figure 5 suggests that for a fixed cloud ratio, diffuse illuminance can be represented as a function of total irradiance in the form:

$$E_d = M \cdot I_T \quad (3)$$

where

$$I_T = \text{total irradiance (w/m}^2\text{)}$$

The value of the slope M would be dependent upon the cloud ratio at that particular time.

Combining equations 1 and 2 enables a correlation between diffuse illuminance and total irradiance and cloud ratio to be obtained as follows:

$$E_d = 119 \cdot I_d \cdot \frac{I_T}{I_T}$$

$$E_d = 119 \cdot \frac{I_d}{I_T} \cdot I_T$$

$$E_d = 119 \cdot CR \cdot I_T \quad (4)$$

From eq. (4) the slope M in eq. (3) is seen to be equal to 119 CR.

To investigate the accuracy of eq. (4) the relation between measured diffuse illuminance and total irradiance was examined.

Figures 6a through 6o present measured diffuse illuminance as a function of total irradiance for the full range of cloud ratios. Fifteen groups of points are plotted, each corresponding to a small range of cloud ratios as labeled. A least-squares best-fit line forced through zero is also drawn for each plot. Diffuse illuminance is seen to vary linearly with total irradiance for each fixed cloud ratio range, as would be predicted by eq. (4). The slope of each least-squares plot should agree with the slope predicted by eq. (3), namely:

119 · CR should equal slope of least-squares line for each range of cloud ratios.

This comparison is made in Table 1, and good agreement is seen, considering that the least-squares calculations are based on points obtained for a range of cloud ratios.

The accuracy of diffuse illuminance values calculated using eq. (4) would be the same as that using eq. (2), since in each case the level of diffuse irradiance, or the cloud ratio, is known. However, the level of diffuse irradiance is not always known. If a value for diffuse irradiance is not available, it may be possible to estimate the percentage of cloud cover to

enable subsequent calculation of diffuse illuminance using eq. (4). The U.S. weather service records a "cloud cover factor", which is an estimate of cloud cover. While this procedure has not been evaluated in this report, it may be possible to convert the value of cloud cover factor to cloud ratio for use in calculating the diffuse illuminance using eq. (4).

Table 1
Calculated Slope* versus
Measured Slope**

Cloud Ratio Range	Average Cloud Ratio	Least-Squares Slope	Calculated Slope = 119 · CR
0.90 < CR < 1.0	0.966	111	115
0.80 < CR < 0.90	0.857	101	102
0.70 < CR < 0.80	0.750	85	89
0.60 < CR < 0.70	0.651	81	77
0.50 < CR < 0.60	0.547	74	65
0.45 < CR < 0.50	0.475	65	57
0.40 < CR < 0.45	0.430	56	51
0.35 < CR < 0.40	0.375	47	45
0.30 < CR < 0.35	0.320	41	38
0.25 < CR < 0.30	0.271	35	32
0.20 < CR < 0.25	0.230	29	27
0.167 < CR < 0.20	0.181	25	22
0.133 < CR < 0.167	0.155	22	18
0.100 < CR < 0.133	0.112	14	13
0 < CR < 0.100	0.083	13	10

* from eq. (4)

** from fig. (5)

4. TOTAL ILLUMINANCE

The level of total illumination is most easily calculated on the basis of the level of total solar radiation. Figure 7 presents total illuminance on a horizontal surface as a function of total irradiance on a horizontal surface. The effect of variations in cloud ratio is small, producing scatter about a best-fit line:

$$E_T = 110 \cdot I_T \quad (5)$$

Equation (5) indicates a luminous efficacy for total solar radiation of 110 lumens/watt. Figure 8 compares measured total illuminance versus that calculated using total irradiance and eq. (5) for a typical sample day. The average error for the calculations is 8 percent, with the largest errors occurring at lowest illuminance levels.

The luminous efficacy of extraterrestrial solar radiation is approximately 94 lumens/watt. This radiation is composed only of a direct component since there is no atmosphere to produce a diffuse component. At the earth's surface, the intervening atmospheric layer causes some of the solar radiation to scatter, resulting in sky or diffuse radiation. Since the atmosphere transmits solar radiation preferentially in the visible region, and due to the longer path length of diffuse radiation as compared to direct radiation, the percentage of the visible component of diffuse solar radiation is greater than that of direct solar radiation. Thus the luminous efficacy of diffuse solar radiation should be greater than the luminous efficacy of direct solar radiation. Also, the luminous efficacy of direct radiation at the earth's surface would be greater than the extraterrestrial value, due to influence of the atmosphere. The luminous efficacy of direct solar radiation was estimated from the ratio of direct illuminance to direct irradiance, each of which in turn was calculated from the difference between the measured levels of total and diffuse illuminance and irradiance.

The average value for the luminous efficacy of direct solar radiation at the earth's surface was determined from measurements to be 105 lumens/watt. Considerable variation in this value can occur with different atmospheric conditions and cloud ratios, since under completely overcast sky conditions the direct irradiance component is actually completely diffused.

Since total solar radiation includes both diffuse and direct irradiance, its luminous efficacy should fall somewhere between the two. This pattern is reflected in eqs. (2) and (5), where the luminous efficacy of diffuse irradiance is seen to be greatest, while that of total irradiance falls between the values for direct and diffuse irradiance. However, the luminous efficacy of total solar radiation would vary slightly as the percentages of diffuse and direct irradiance vary. This would be the case with different cloud ratios.

The value of 110 lumens/watt efficiency for total irradiance is an average value representing all types of cloud conditions. When clear sky conditions prevail, the actual luminous efficacy would probably be slightly less. As

conditions become increasingly overcast, the luminous efficacy of total irradiance would approach that of diffuse irradiance.

The difference between the luminous efficacies of diffuse and total irradiance leads to an inconsistency concerning the correlations presented in eqs. (2), (4), and (5). When the cloud ratio exceeds 92 percent, the calculated values of diffuse illuminance will be greater than the calculated values of total illuminance, an obvious impossibility. When this situation occurs, the larger value should be used for total and diffuse illuminance, since sky conditions would be overcast, and the luminous efficacy of total irradiance would be the same, or nearly the same, as that for diffuse irradiance. Since levels of irradiance are usually low when the sky is overcast, differences between the illuminances as calculated from eqs. (2) and (5) should be small.

Another procedure can be used for calculating total illuminance which eliminates the previously described inconsistencies. Since total illuminance is composed of diffuse and direct components, E_T can be expressed by the relation:

$$E_T = E_D + E_d$$

where

$$E_D = \text{direct illuminance}$$

Using the value of 105 lumens/watt luminous efficacy for direct irradiance and eq. 2, this yields:

$$E_T = (105 \cdot I_D) + (119 \cdot I_d)$$

where

$$I_D = \text{direct irradiance}$$

Since $I_D = (1-CR) \cdot I_T$ and $I_d = CR \cdot I_T$,

$$E_T = I_T [105 \cdot (1-CR) + 119 \cdot (CR)]$$

This equation can be rearranged to yield:

$$E_T = [105 + (CR \cdot 14)] \cdot I_T \tag{6}$$

Equation 6 produces a weighted average between the diffuse and direct illuminance components. Thus, the luminous efficacy of total irradiance, according to eq. 6, would increase with increasing cloud ratio.

Under completely overcast conditions, cloud ratio equals one and eq. 6 reduces to eq, 2.

5. SUMMARY AND CONCLUSIONS

Levels of total and diffuse illuminance can be calculated from solar radiation data according to the following relations:

- a) $E_d = 119 \cdot I_d$
- b) $E_d = 119 \cdot CR \cdot I_T$
- c) $E_T = 110 \cdot I_T$ for $CR < 0.92$, $E_T = E_d$ from a or b for $CR > 0.92$
- d) $E_T = [105 + (CR \cdot 14)] \cdot I_T$

The average uncertainty in the calculated values is approximately 8 percent. This is due to a combination of measurement error and variations in the relative contribution of the visible band to the full solar spectrum.

The calculation procedures are sufficiently accurate to permit illuminance levels to be calculated from concurrent irradiance levels, as long as 100 percent accuracy is not required.

6. REFERENCES

1. The Availability of Daylight; C.I.E. Technical Report T.C.-4.2 1980.
2. Kusuda, T. and Collins, B., Simplified Analysis of Thermal and Lighting Characteristics of Windows: Two Case Studies, BSS 109, National Bureau of Standards, Feb. 1978.
3. Lynes, J., Principles of Natural Lighting, Applied Science Publishers Ltd., London, 1968.
4. Chroscicki, W., from reference 6.
5. Rosenfield, A.H., and Selkowitz, S.E., "Beam Daylighting, An Alternative Illumination Technique," Energy and Buildings, May 1977.
6. Krochmann, J., "Quantitative Data on Daylight for Illuminating Engineering," Lighting Research and Technology, Vol. 6, No. 3, 1974.
7. Smithsonian Phys. Tables, 1954, p. 96.
8. Shukuya, M. and Kimura, K., "Research of Planning and Energy Evaluation of Natural Illumination with Direct Sunlight: Part 1: Effect of Outside Reflective Louvers," Transactions of Architectural Institute of Japan, No. 283, Sept. 1979 (Japanese).
9. Treado, S. and Kusuda, T., Daylighting, Window Management Systems and Lighting Controls, NBSIR Sept. 80-2147, December 1980.



Figure 1. NBS Daylight Research Facility

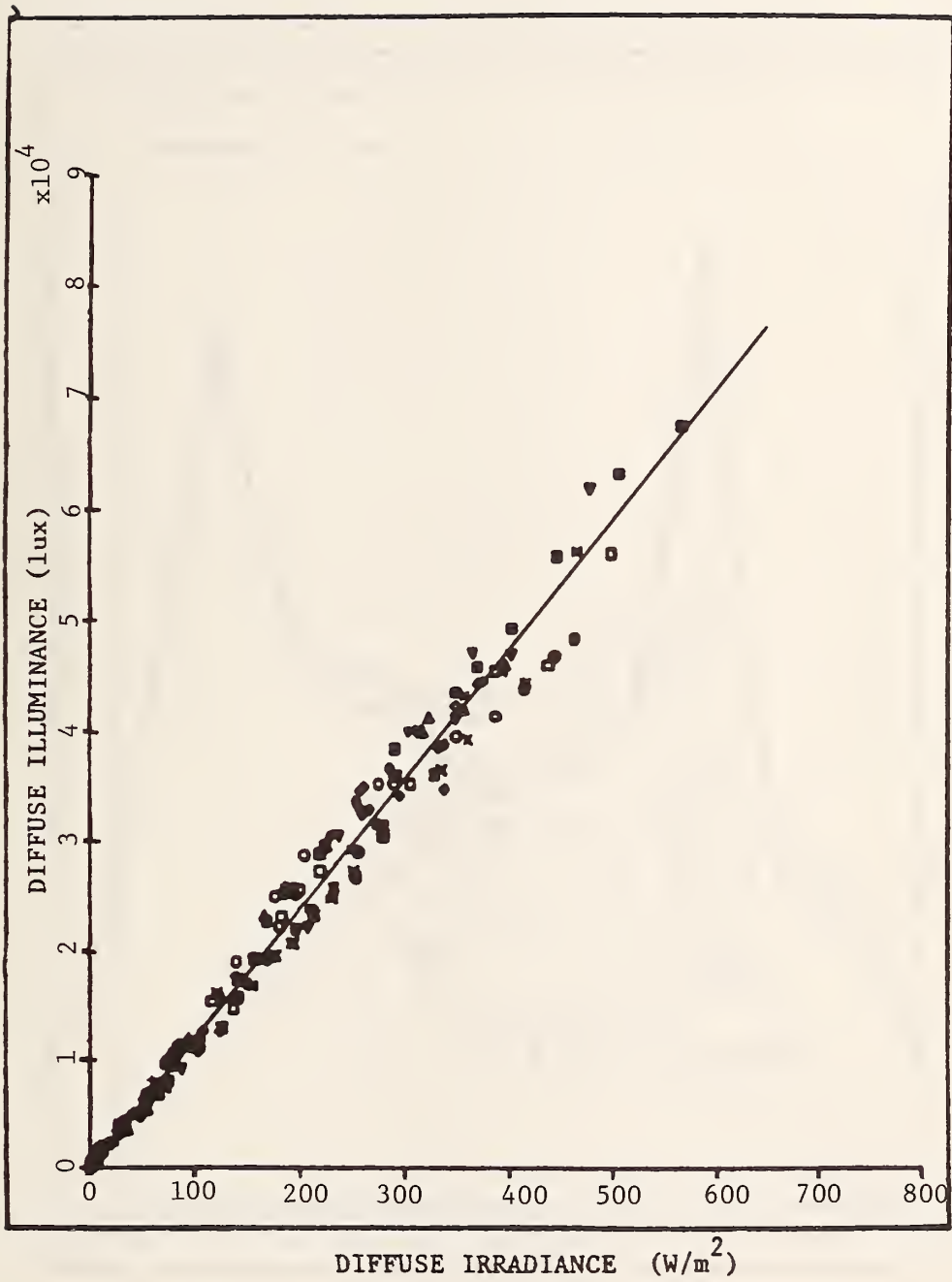


Figure 2. Diffuse Illuminance as a Function of Diffuse Irradiance

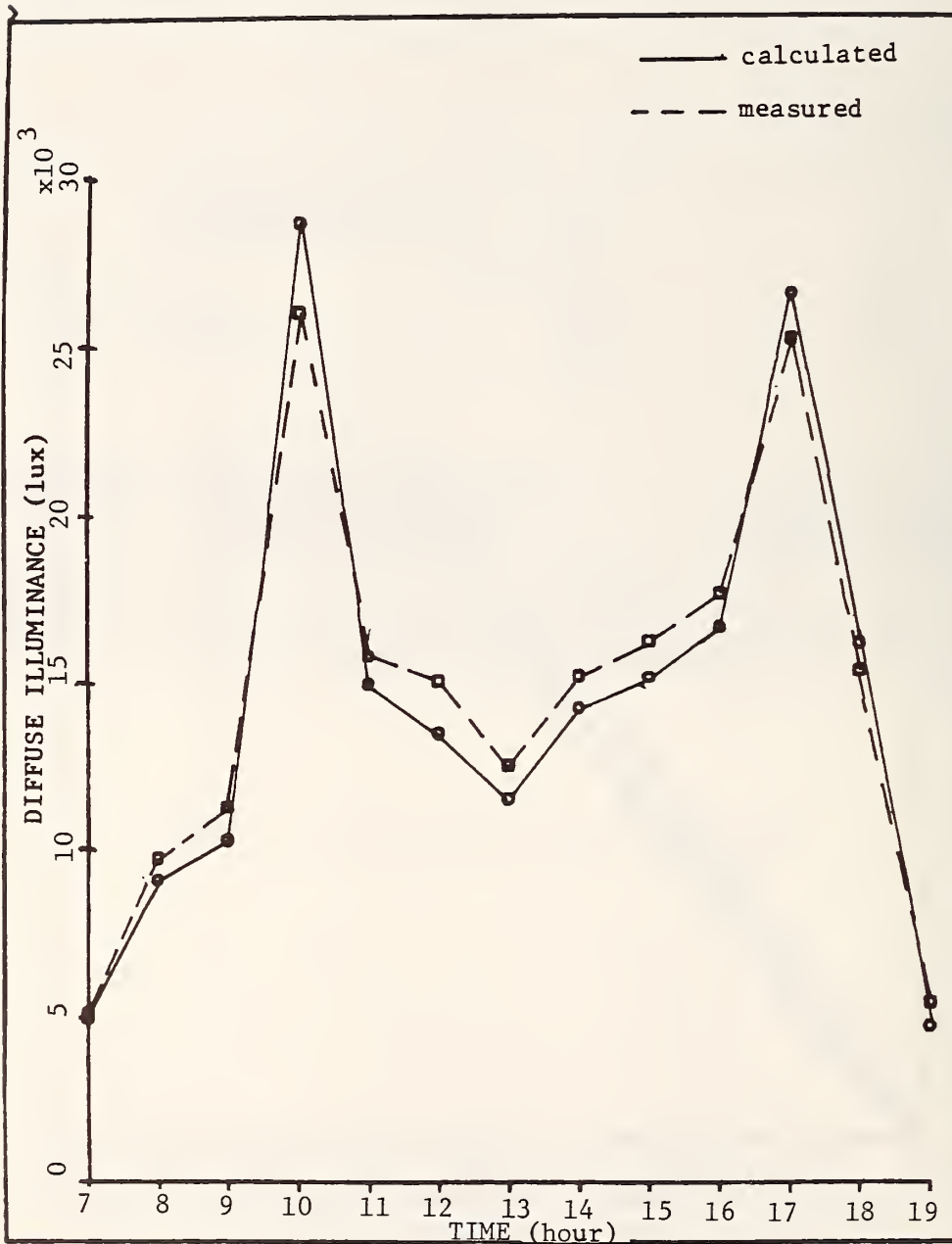


Figure 3. Diffuse Illuminance - Measured vs. Calculated

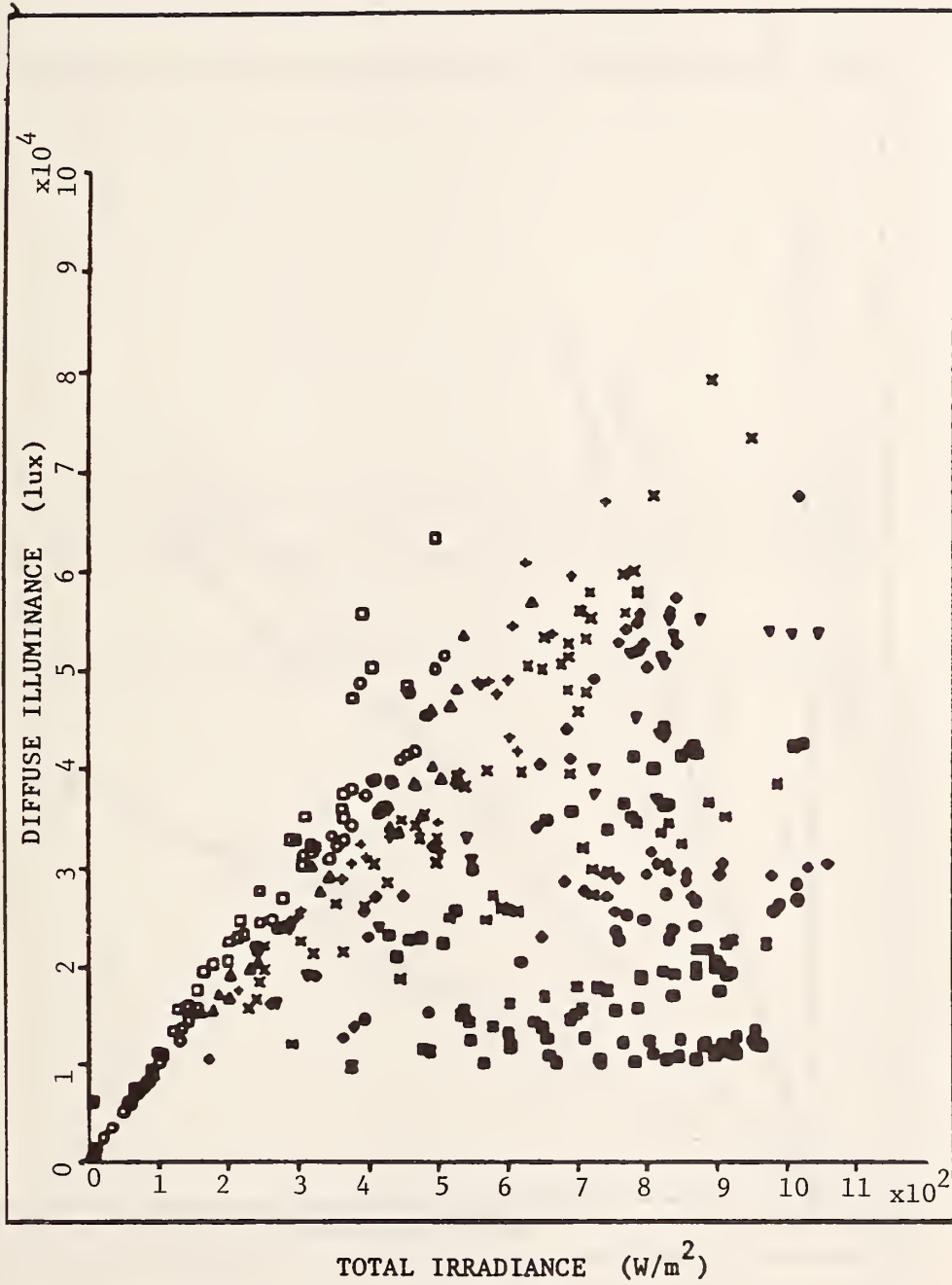


Figure 4. Diffuse Illuminance as a Function of Total Irradiance

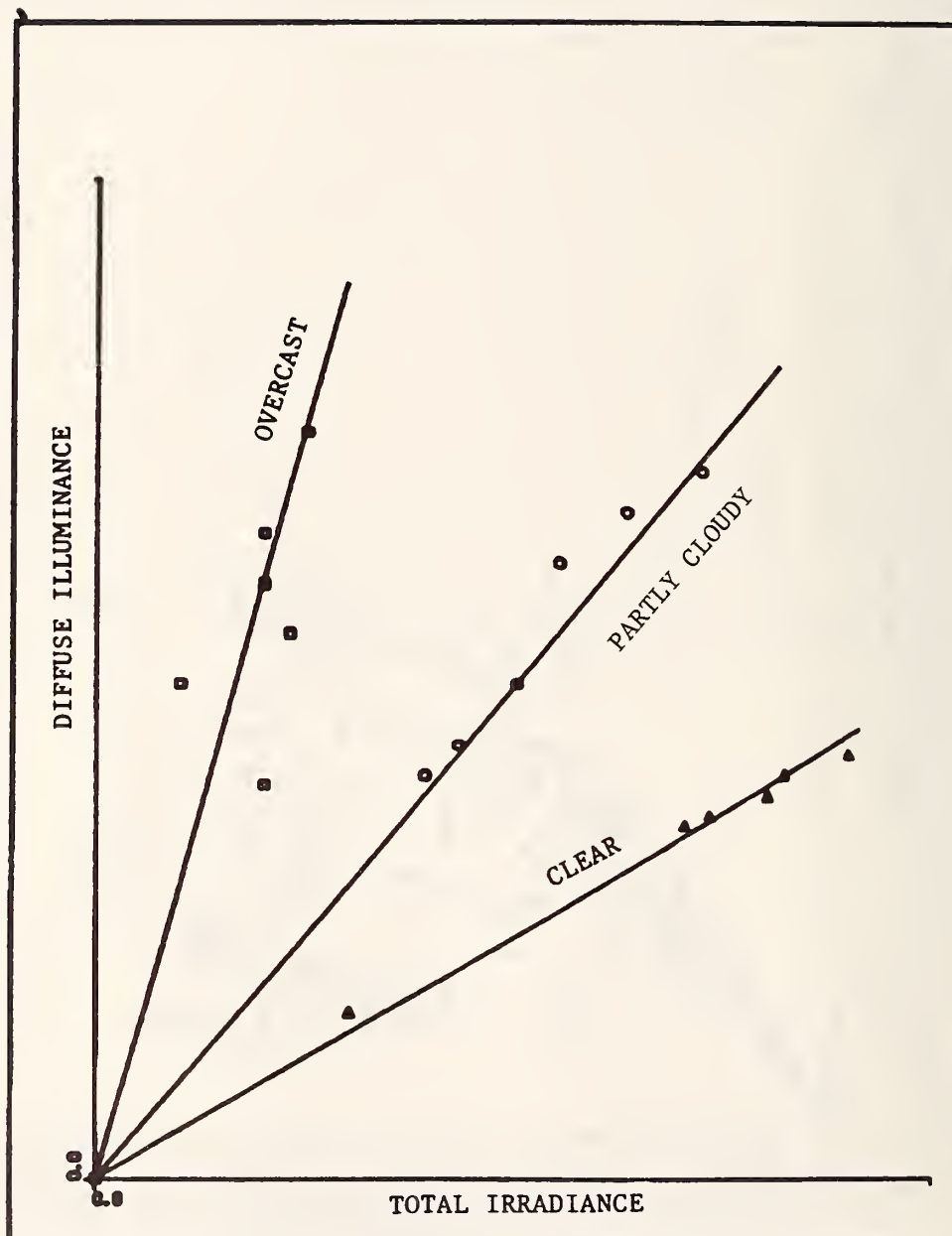


Figure 5. Characteristic Plot of Diffuse Illuminance as a Function of Total Irradiance

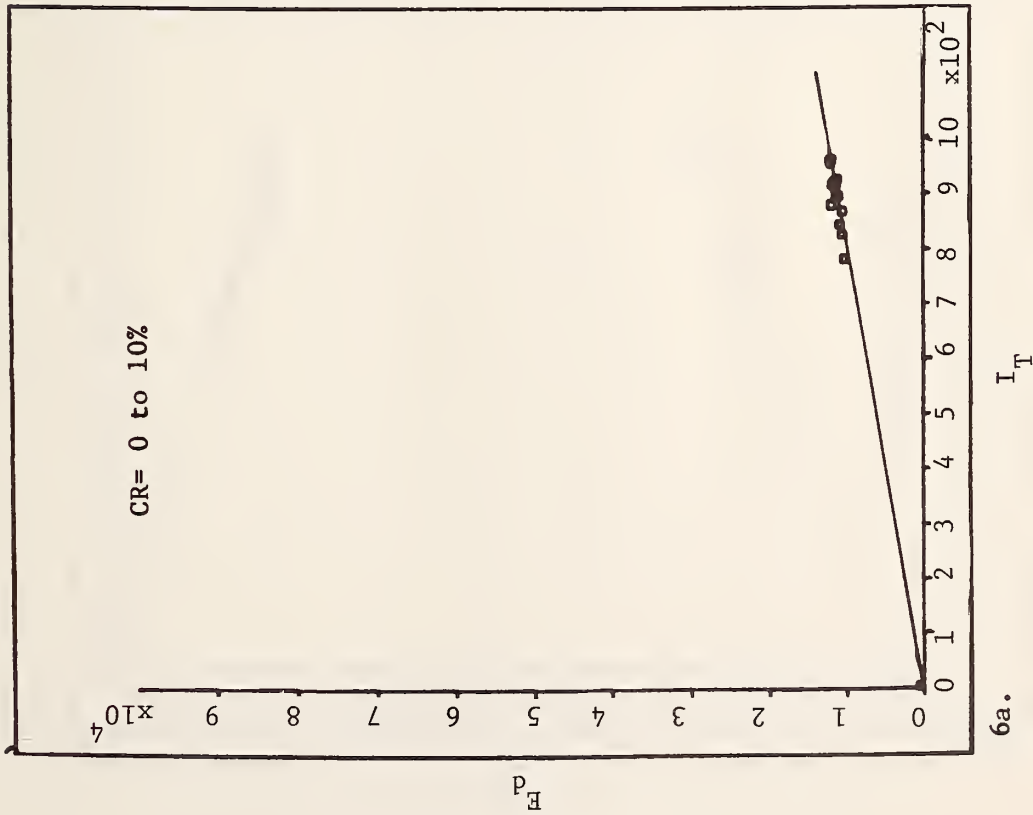
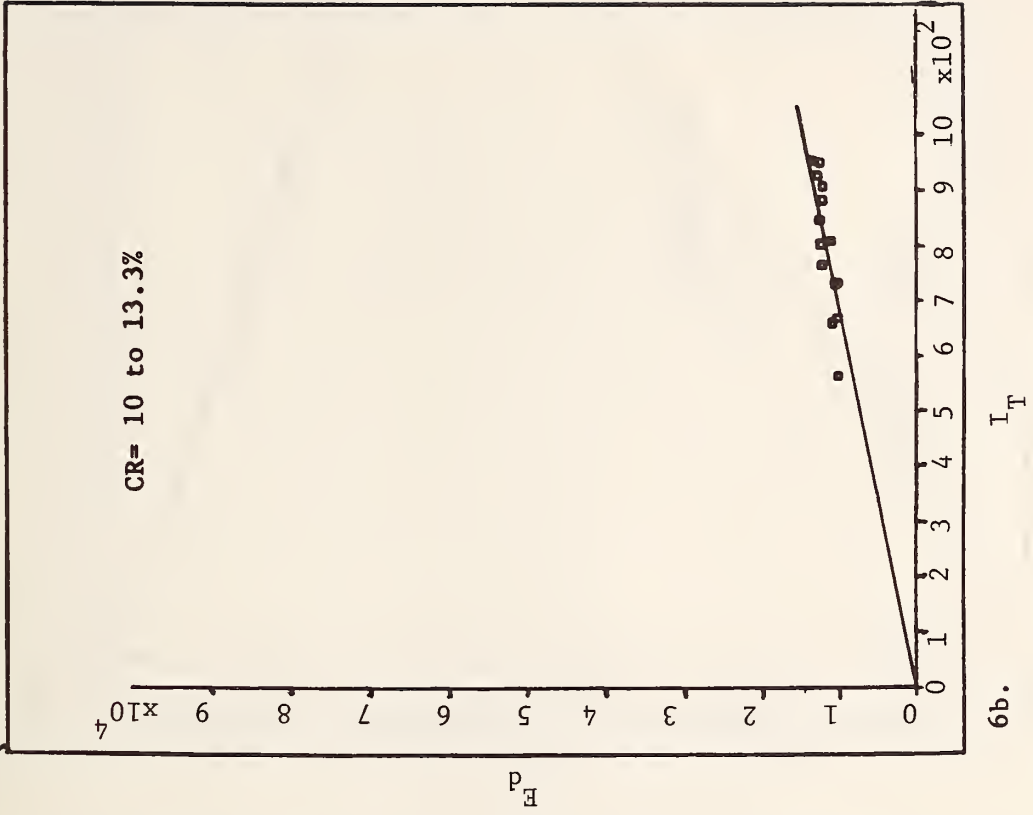
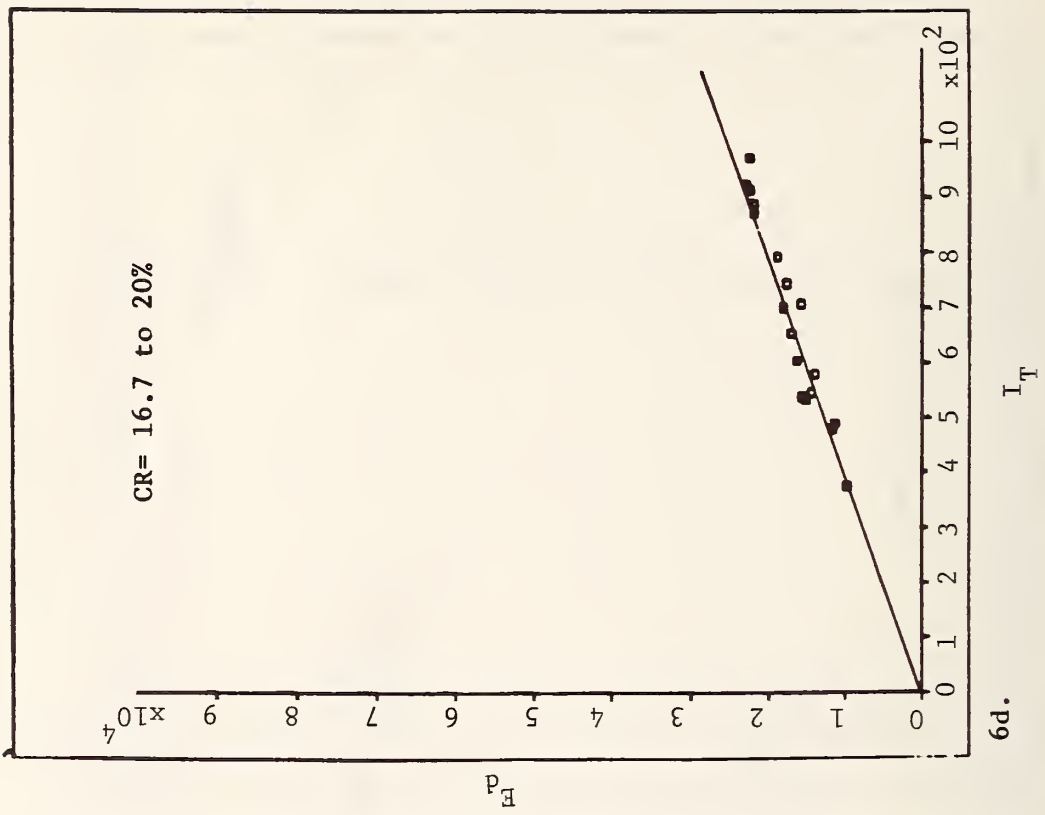
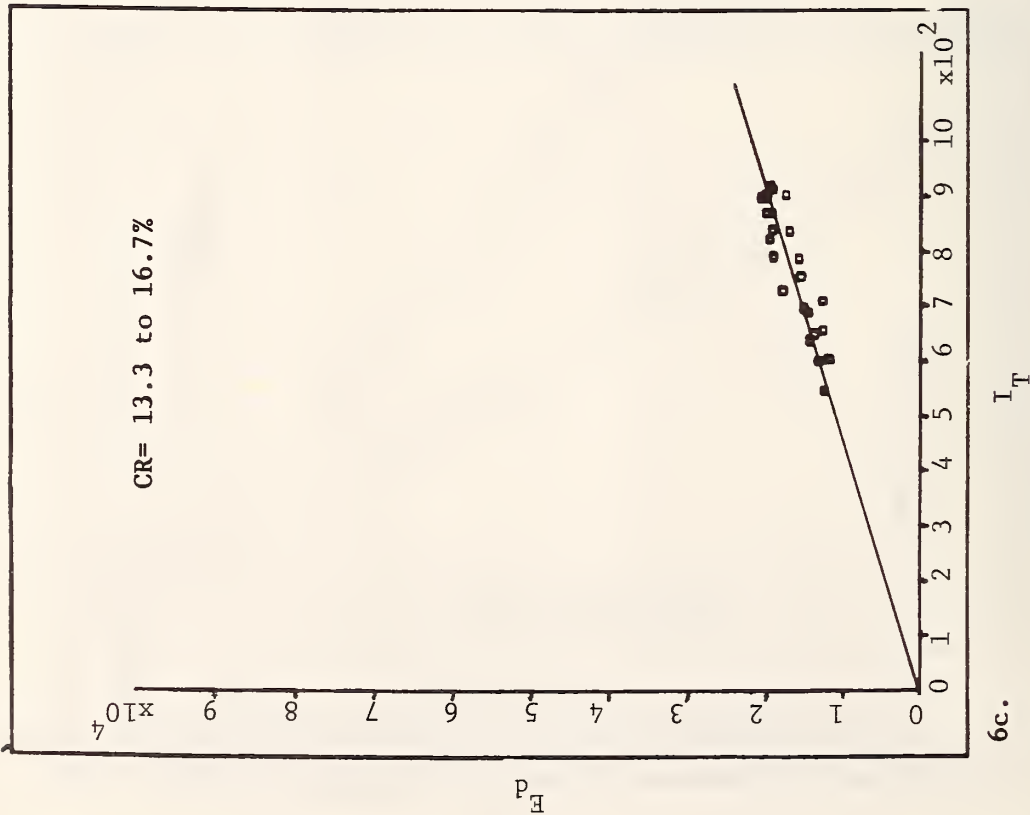
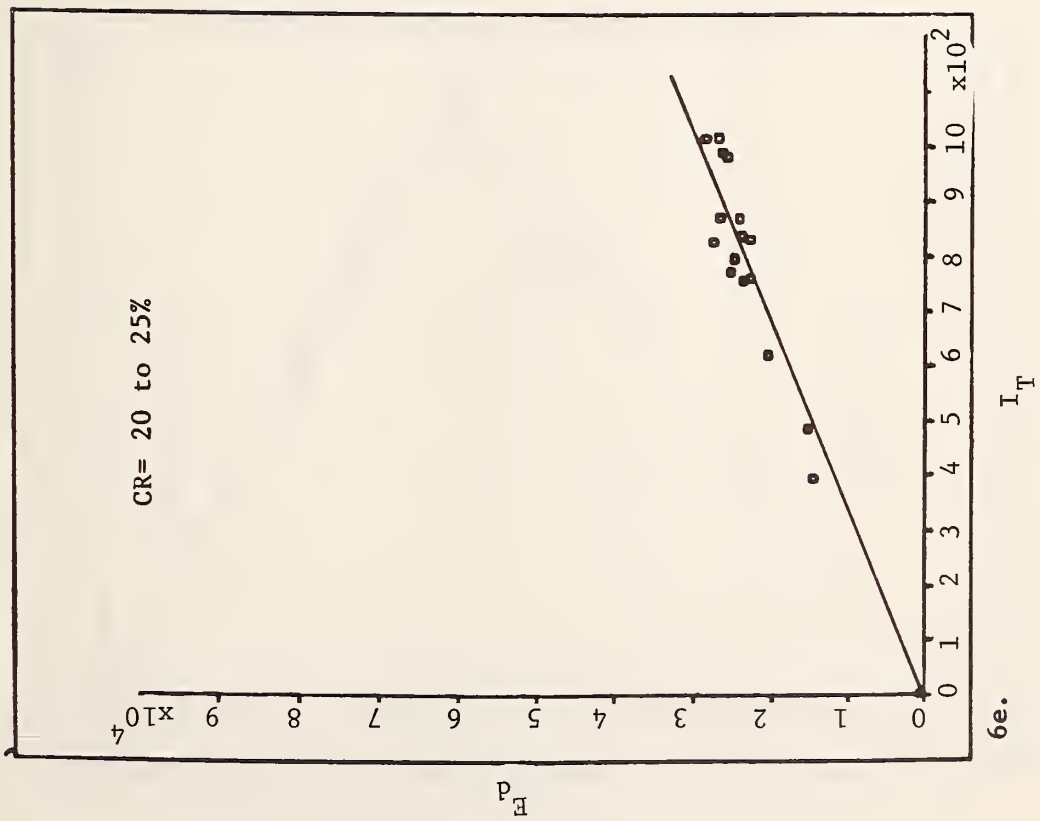
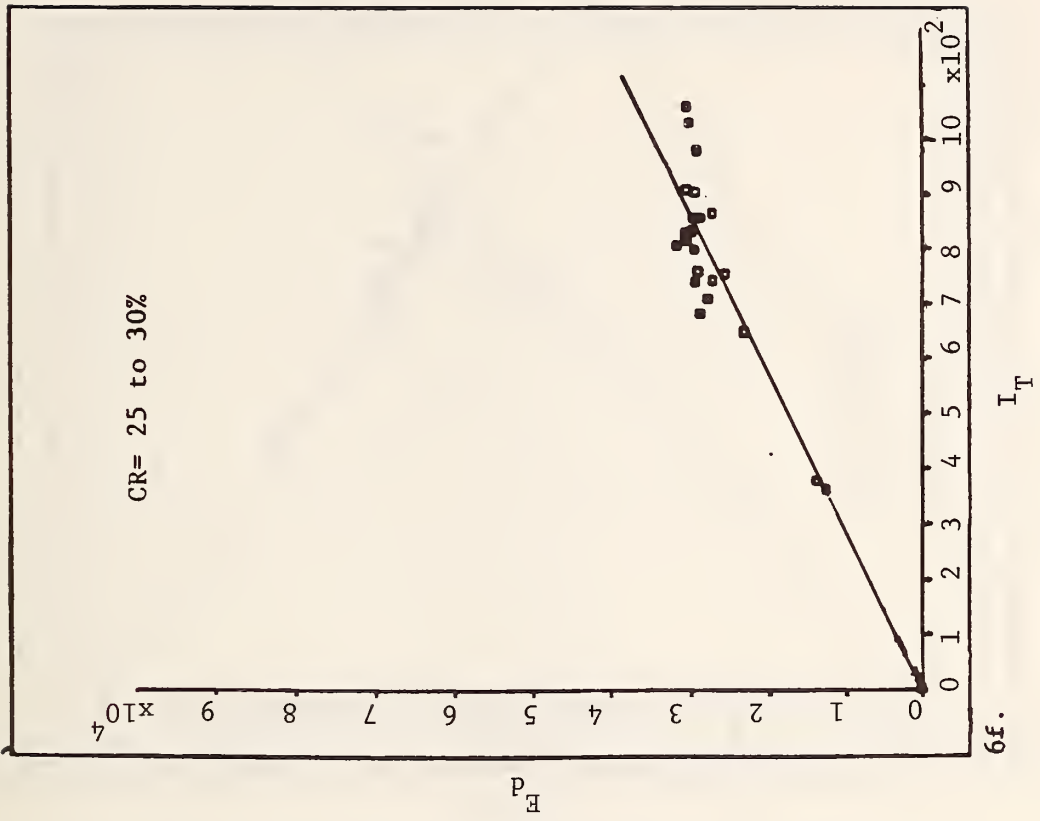
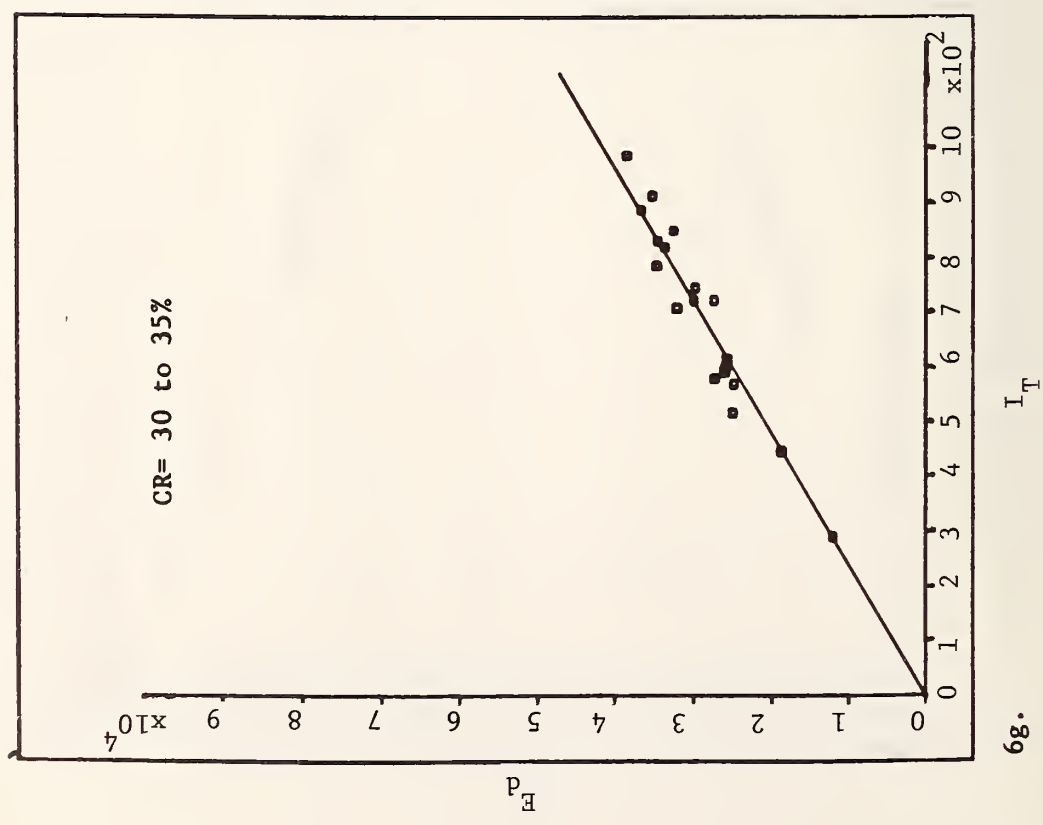
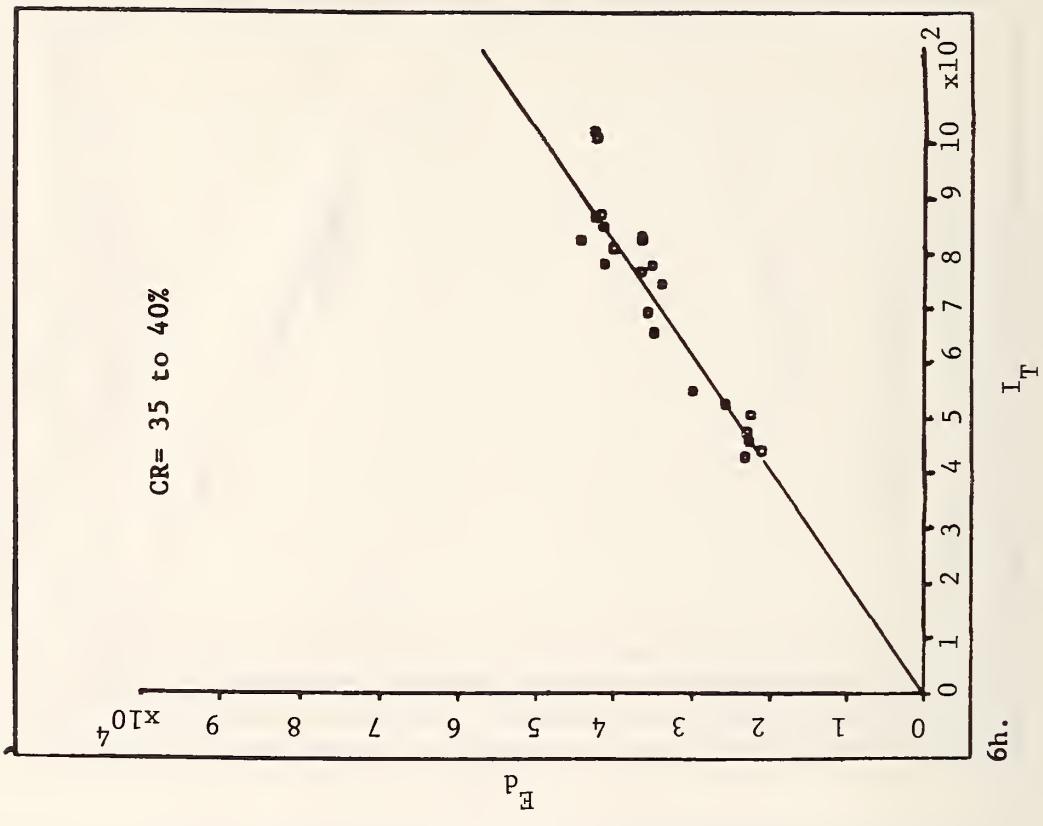
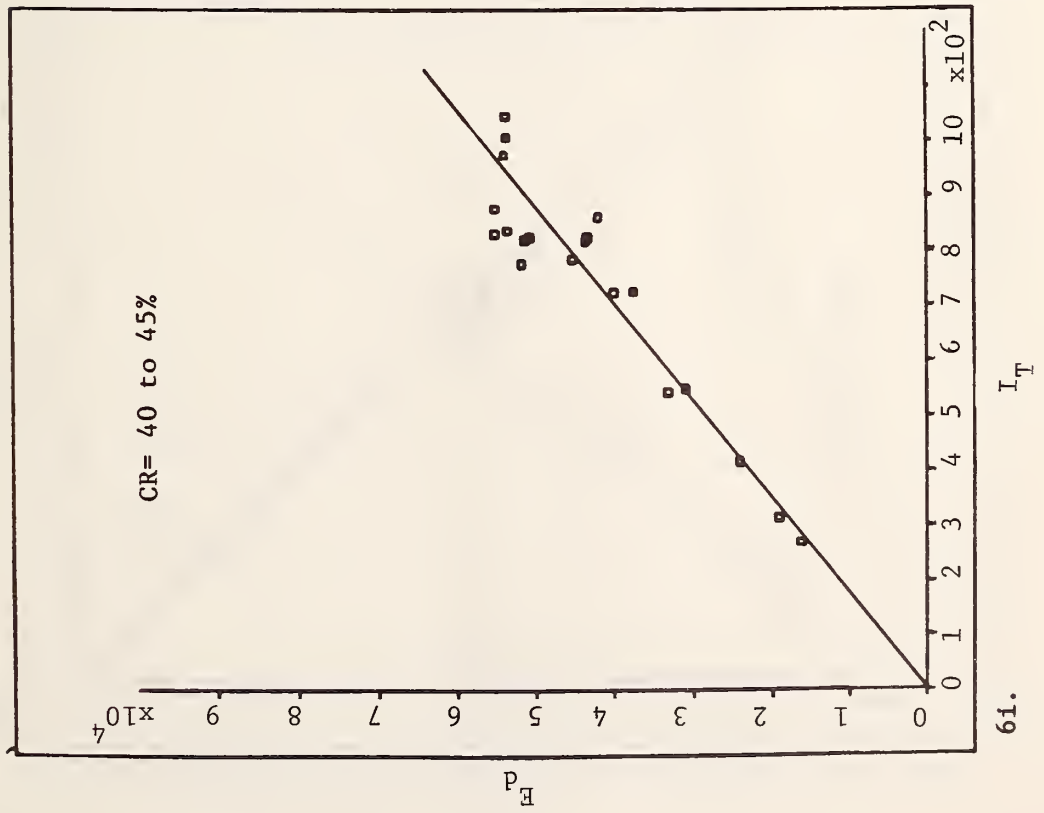
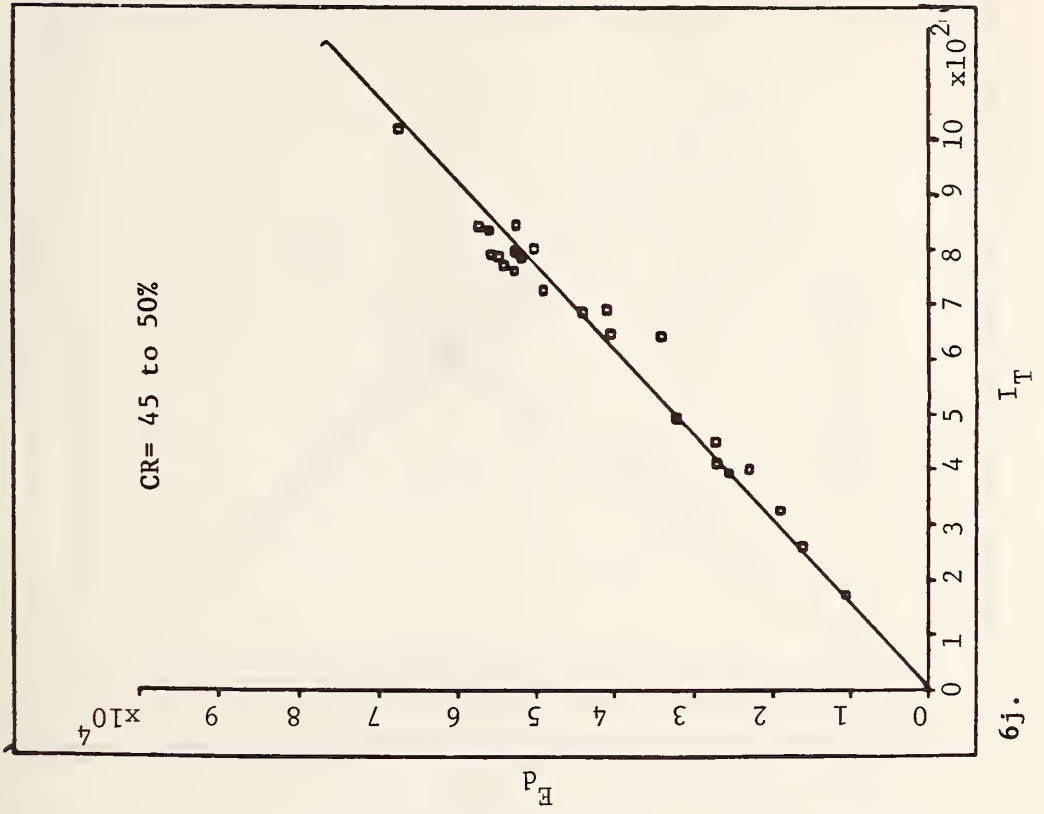


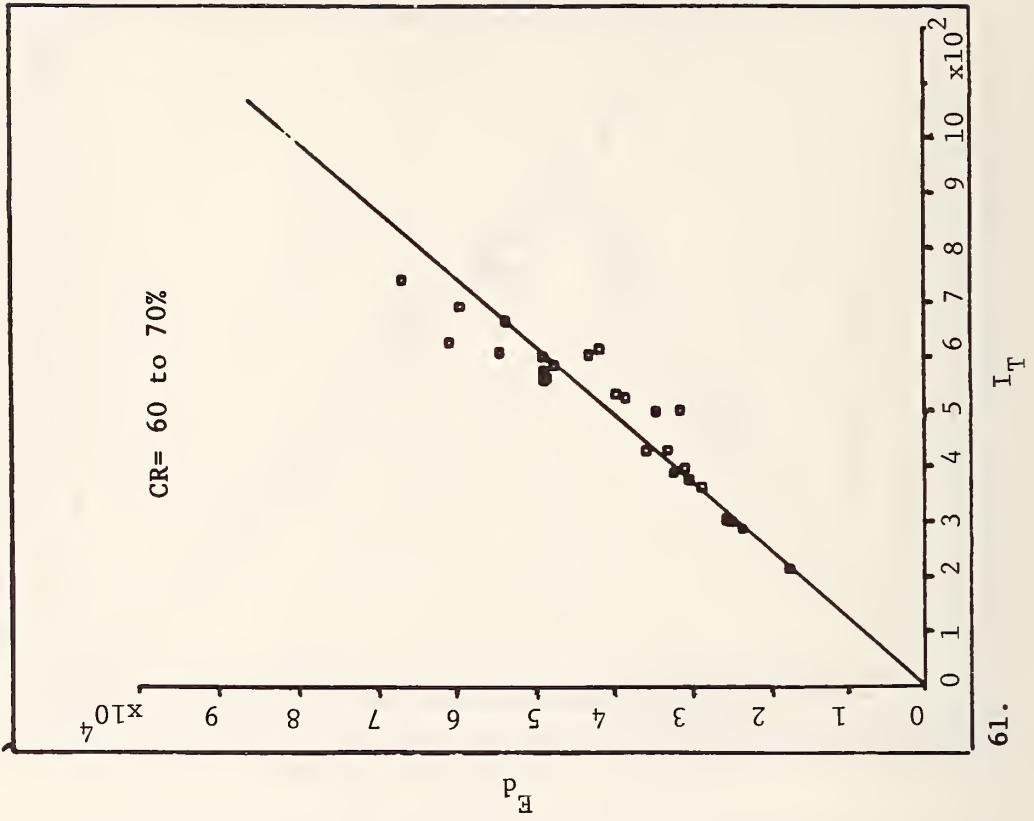
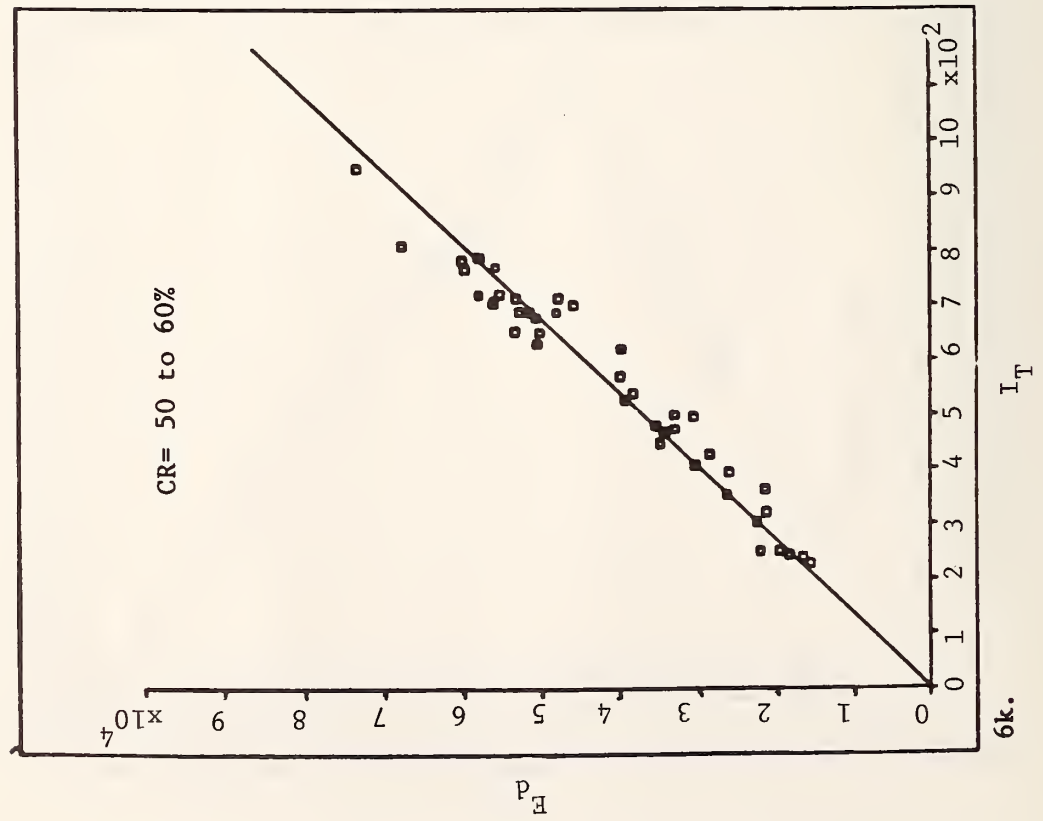
Figure 6. Diffuse illuminance (E_d) as a function of total irradiance (I_T) and cloud ratio (CR)

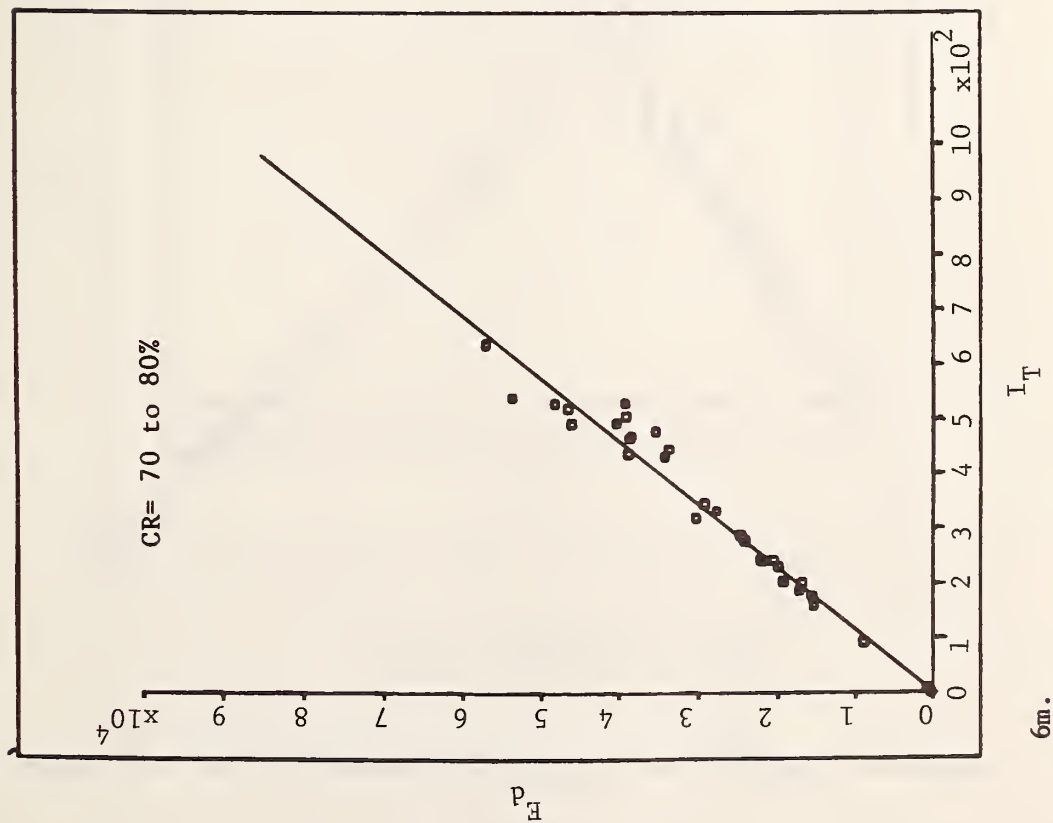
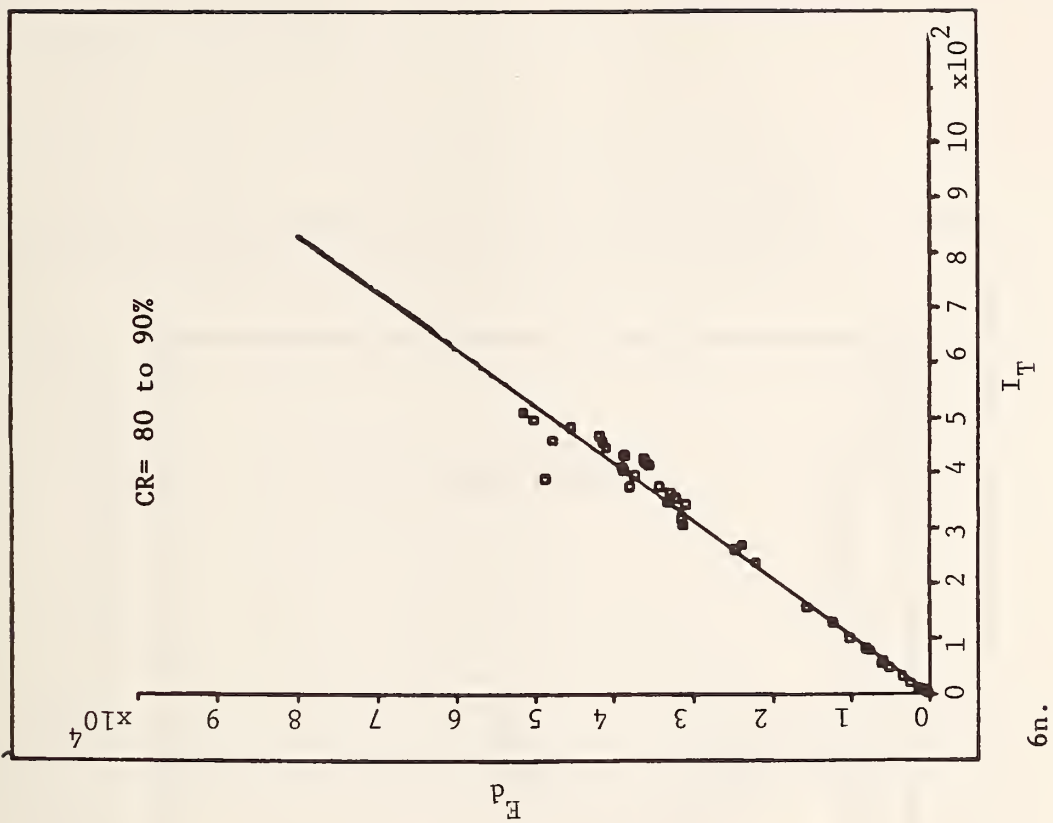


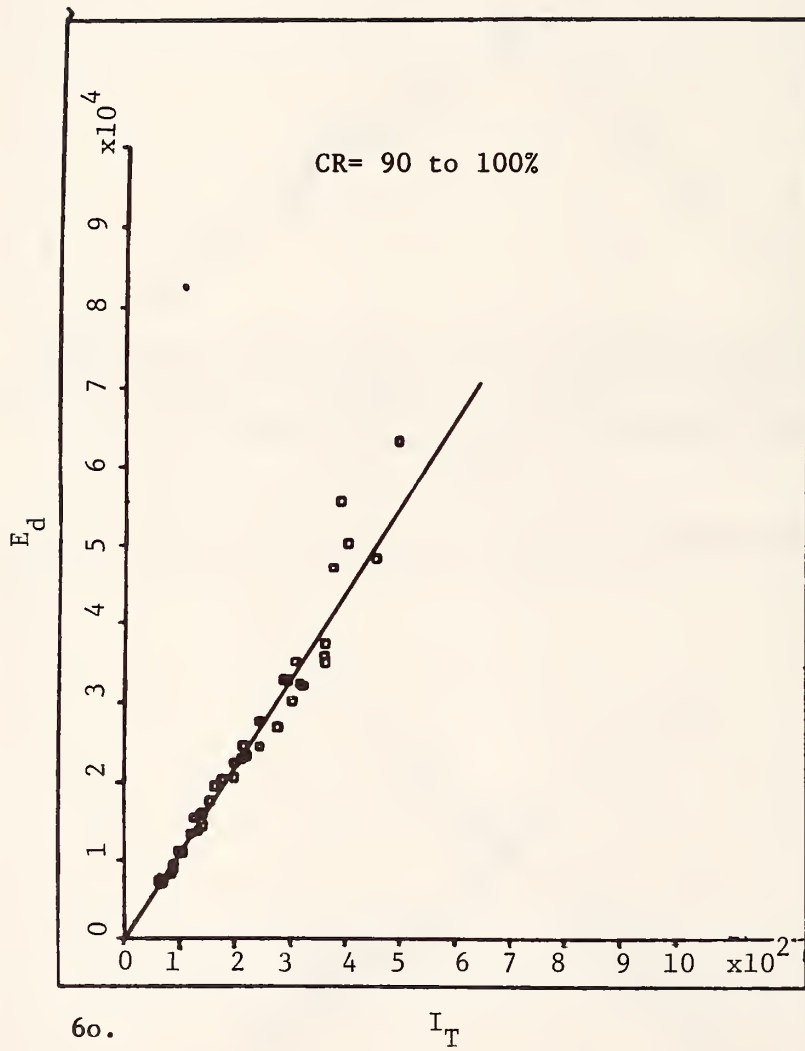












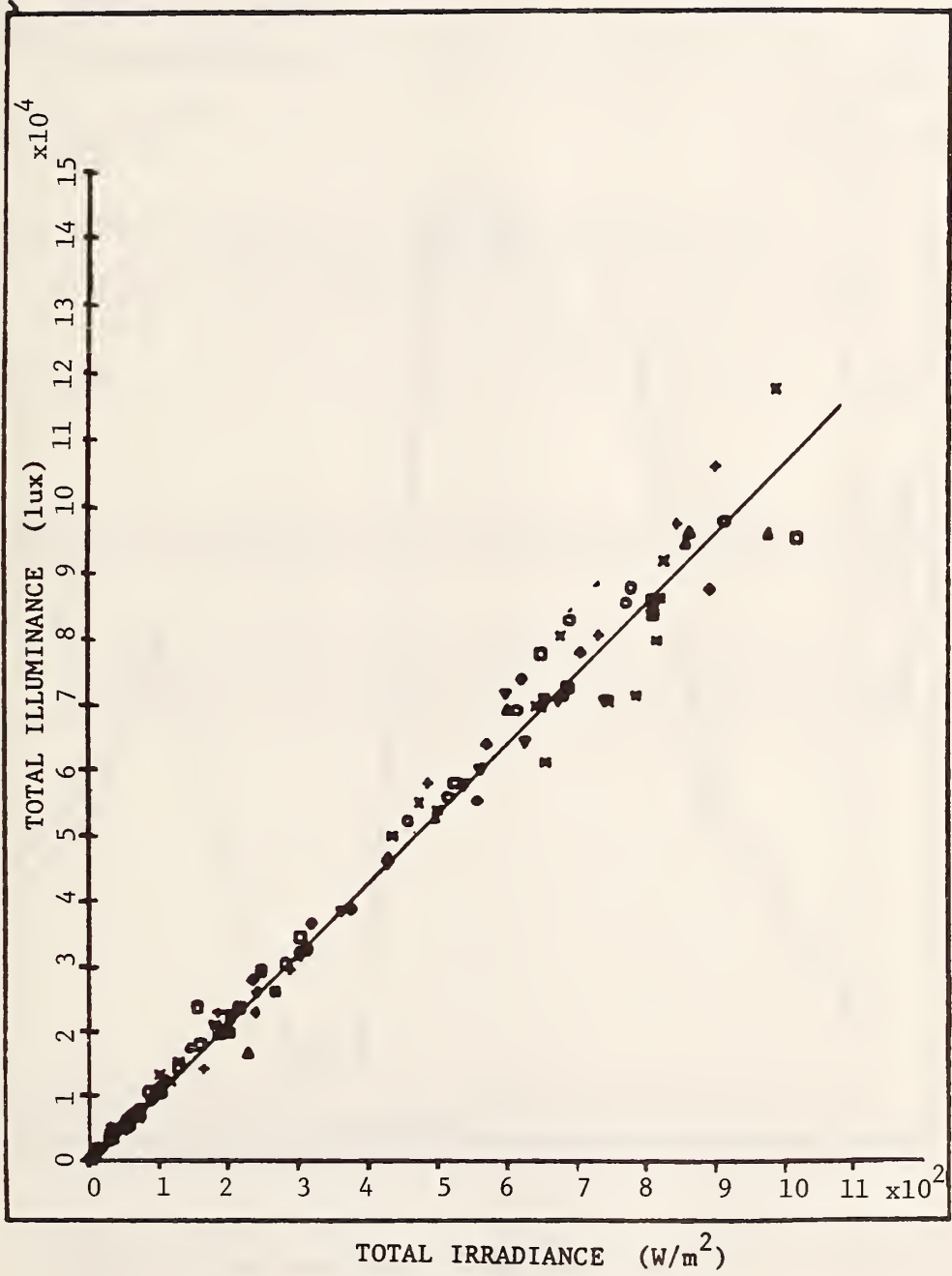


Figure 7. Total Illuminance as a Function of Total Irradiance

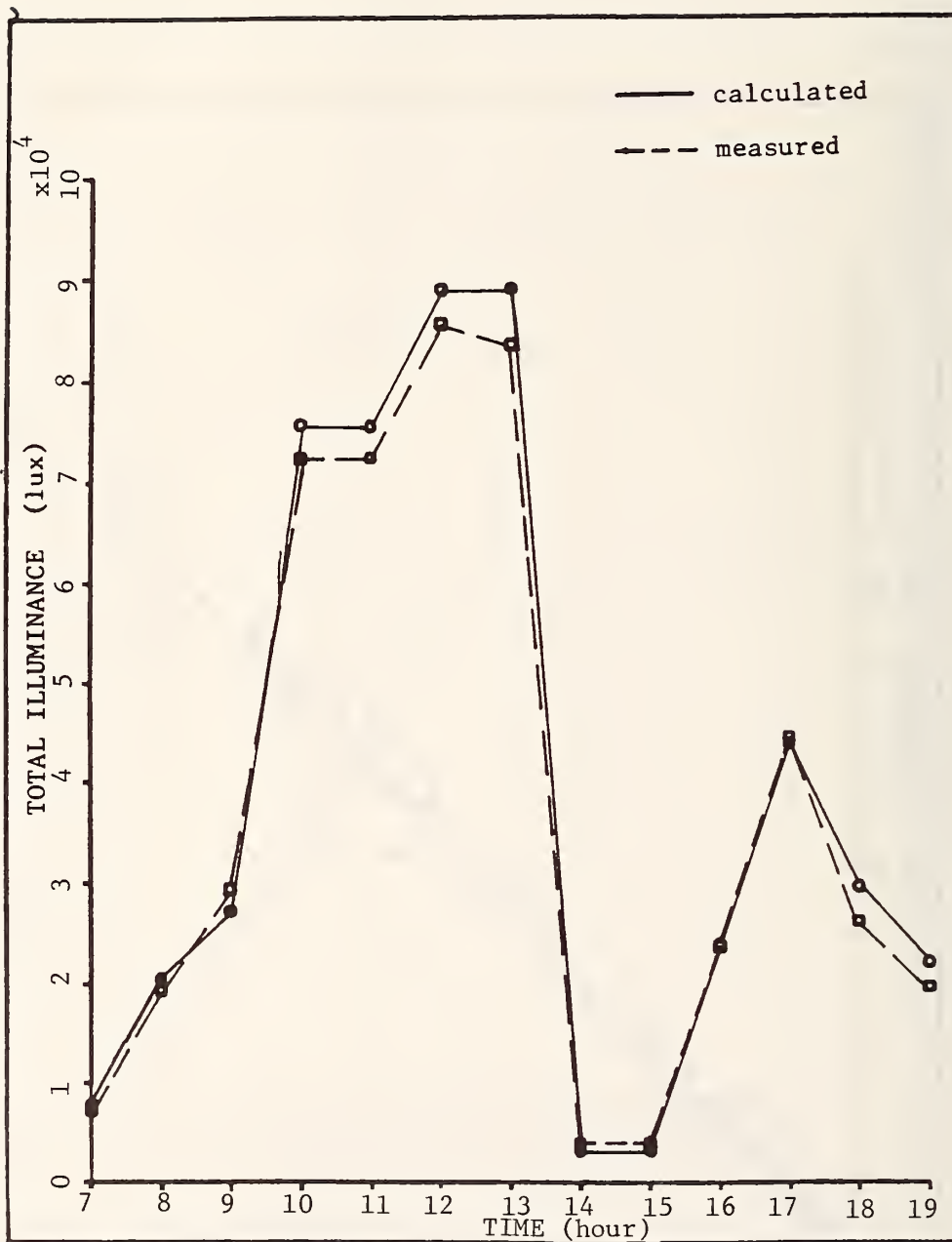


Figure 8. Total Illuminance - Measured vs. Calculated

U.S. DEPT. OF COMM. BIBLIOGRAPHIC DATA SHEET <i>(See instructions)</i>	1. PUBLICATION OR REPORT NO. NBS TN 1148	2. Performing Organ. Report No.	3. Publication Date November 1981
4. TITLE AND SUBTITLE <p style="text-align: center;">Solar Radiation and Illumination</p>			
5. AUTHOR(S) <p style="text-align: center;">S. Treado and T. Kusuda</p>			
6. PERFORMING ORGANIZATION <i>(If joint or other than NBS, see instructions)</i> NATIONAL BUREAU OF STANDARDS DEPARTMENT OF COMMERCE WASHINGTON, D.C. 20234		7. Contract/Grant No.	8. Type of Report & Period Covered <p style="text-align: center;">Final</p>
9. SPONSORING ORGANIZATION NAME AND COMPLETE ADDRESS <i>(Street, City, State, ZIP)</i> Tri-Services: U.S. Navy, NFEC, Washington, DC 20330; U.S. Air Force, Directorate of Civil Engr., Washington, DC 20330; U.S. Army, Off. Chief of Engrs., Washington, DC 20314; and U.S. Dept. of Energy, Off. of Bldgs. & Community Systems, Washington, DC 20585			
10. SUPPLEMENTARY NOTES <p><input type="checkbox"/> Document describes a computer program; SF-185, FIPS Software Summary, is attached.</p>			
11. ABSTRACT <i>(A 200-word or less factual summary of most significant information. If document includes a significant bibliography or literature survey, mention it here)</i> <p>Experimental data were collected and analyzed under various cloud cover conditions to establish the relationship between solar irradiance and illuminance. Empirically derived equations are presented for estimating diffuse and total illuminance as a function of total and diffuse solar radiation.</p>			
12. KEY WORDS <i>(Six to twelve entries; alphabetical order; capitalize only proper names; and separate key words by semicolons)</i> daylighting; illuminance; illumination; irradiance; solar radiation			
13. AVAILABILITY <input checked="" type="checkbox"/> Unlimited <input type="checkbox"/> For Official Distribution. Do Not Release to NTIS <input type="checkbox"/> Order From Superintendent of Documents, U.S. Government Printing Office, Washington, D.C. 20402. <input checked="" type="checkbox"/> Order From National Technical Information Service (NTIS), Springfield, VA. 22161		14. NO. OF PRINTED PAGES <p style="text-align: center;">31</p> 15. Price	

NBS TECHNICAL PUBLICATIONS

PERIODICALS

JOURNAL OF RESEARCH—The Journal of Research of the National Bureau of Standards reports NBS research and development in those disciplines of the physical and engineering sciences in which the Bureau is active. These include physics, chemistry, engineering, mathematics, and computer sciences. Papers cover a broad range of subjects, with major emphasis on measurement methodology and the basic technology underlying standardization. Also included from time to time are survey articles on topics closely related to the Bureau's technical and scientific programs. As a special service to subscribers each issue contains complete citations to all recent Bureau publications in both NBS and non-NBS media. Issued six times a year. Annual subscription: domestic \$16; foreign \$20. Single copy, \$3.75 domestic; \$4.70 foreign.

NOTE: The Journal was formerly published in two sections: Section A "Physics and Chemistry" and Section B "Mathematical Sciences."

DIMENSIONS/NBS—This monthly magazine is published to inform scientists, engineers, business and industry leaders, teachers, students, and consumers of the latest advances in science and technology, with primary emphasis on work at NBS. The magazine highlights and reviews such issues as energy research, fire protection, building technology, metric conversion, pollution abatement, health and safety, and consumer product performance. In addition, it reports the results of Bureau programs in measurement standards and techniques, properties of matter and materials, engineering standards and services, instrumentation, and automatic data processing. Annual subscription: domestic \$11; foreign \$13.75.

NONPERIODICALS

Monographs—Major contributions to the technical literature on various subjects related to the Bureau's scientific and technical activities.

Handbooks—Recommended codes of engineering and industrial practice (including safety codes) developed in cooperation with interested industries, professional organizations, and regulatory bodies.

Special Publications—Include proceedings of conferences sponsored by NBS, NBS annual reports, and other special publications appropriate to this grouping such as wall charts, pocket cards, and bibliographies.

Applied Mathematics Series—Mathematical tables, manuals, and studies of special interest to physicists, engineers, chemists, biologists, mathematicians, computer programmers, and others engaged in scientific and technical work.

National Standard Reference Data Series—Provides quantitative data on the physical and chemical properties of materials, compiled from the world's literature and critically evaluated. Developed under a worldwide program coordinated by NBS under the authority of the National Standard Data Act (Public Law 90-396).

NOTE: The principal publication outlet for the foregoing data is the Journal of Physical and Chemical Reference Data (JPCRD) published quarterly for NBS by the American Chemical Society (ACS) and the American Institute of Physics (AIP). Subscriptions, reprints, and supplements available from ACS, 1155 Sixteenth St., NW, Washington, DC 20056.

Building Science Series—Disseminates technical information developed at the Bureau on building materials, components, systems, and whole structures. The series presents research results, test methods, and performance criteria related to the structural and environmental functions and the durability and safety characteristics of building elements and systems.

Technical Notes—Studies or reports which are complete in themselves but restrictive in their treatment of a subject. Analogous to monographs but not so comprehensive in scope or definitive in treatment of the subject area. Often serve as a vehicle for final reports of work performed at NBS under the sponsorship of other government agencies.

Voluntary Product Standards—Developed under procedures published by the Department of Commerce in Part 10, Title 15, of the Code of Federal Regulations. The standards establish nationally recognized requirements for products, and provide all concerned interests with a basis for common understanding of the characteristics of the products. NBS administers this program as a supplement to the activities of the private sector standardizing organizations.

Consumer Information Series—Practical information, based on NBS research and experience, covering areas of interest to the consumer. Easily understandable language and illustrations provide useful background knowledge for shopping in today's technological marketplace.

Order the above NBS publications from: Superintendent of Documents, Government Printing Office, Washington, DC 20402.

Order the following NBS publications—FIPS and NBSIR's—from the National Technical Information Services, Springfield, VA 22161.

Federal Information Processing Standards Publications (FIPS PUB)—Publications in this series collectively constitute the Federal Information Processing Standards Register. The Register serves as the official source of information in the Federal Government regarding standards issued by NBS pursuant to the Federal Property and Administrative Services Act of 1949 as amended, Public Law 89-306 (79 Stat. 1127), and as implemented by Executive Order 11717 (38 FR 12315, dated May 11, 1973) and Part 6 of Title 15 CFR (Code of Federal Regulations).

NBS Interagency Reports (NBSIR)—A special series of interim or final reports on work performed by NBS for outside sponsors (both government and non-government). In general, initial distribution is handled by the sponsor; public distribution is by the National Technical Information Services, Springfield, VA 22161, in paper copy or microfiche form.

U.S. DEPARTMENT OF COMMERCE
National Bureau of Standards
Washington, DC 20234

POSTAGE AND FEES PAID
U. S. DEPARTMENT OF COMMERCE
COM-215



OFFICIAL BUSINESS

Penalty for Private Use, \$300

FIRST CLASS
