

NATIONAL BUREAU OF STANDARDS REPORT

6584

Heat of Formation of Tetrafluorohydrazine

by

George T. Armstrong, Sidney Marantz
and Charles F. Coyle

Order No. IPR NOrd 03168

Technical Report

to

U. S. Navy Bureau of Ordnance



U. S. DEPARTMENT OF COMMERCE
NATIONAL BUREAU OF STANDARDS

THE NATIONAL BUREAU OF STANDARDS

Functions and Activities

The functions of the National Bureau of Standards are set forth in the Act of Congress, March 3, 1901, as amended by Congress in Public Law 619, 1950. These include the development and maintenance of the national standards of measurement and the provision of means and methods for making measurements consistent with these standards; the determination of physical constants and properties of materials; the development of methods and instruments for testing materials, devices, and structures; advisory services to government agencies on scientific and technical problems; invention and development of devices to serve special needs of the Government; and the development of standard practices, codes, and specifications. The work includes basic and applied research, development, engineering, instrumentation, testing, evaluation, calibration services, and various consultation and information services. Research projects are also performed for other government agencies when the work relates to and supplements the basic program of the Bureau or when the Bureau's unique competence is required. The scope of activities is suggested by the listing of divisions and sections on the inside of the back cover.

Publications

The results of the Bureau's work take the form of either actual equipment and devices or published papers. These papers appear either in the Bureau's own series of publications or in the journals of professional and scientific societies. The Bureau itself publishes three periodicals available from the Government Printing Office: The Journal of Research, published in four separate sections, presents complete scientific and technical papers; the Technical News Bulletin presents summary and preliminary reports on work in progress; and Basic Radio Propagation Predictions provides data for determining the best frequencies to use for radio communications throughout the world. There are also five series of nonperiodical publications: Monographs, Applied Mathematics Series, Handbooks, Miscellaneous Publications, and Technical Notes.

Information on the Bureau's publications can be found in NBS Circular 460, Publications of the National Bureau of Standards (\$1.25) and its Supplement (\$1.50), available from the Superintendent of Documents, Government Printing Office, Washington 25, D.C.

NATIONAL BUREAU OF STANDARDS REPORT

NBS PROJECT

NBS REPORT

0302-11-03405

October 1959

6584

Heat of Formation of Tetrafluorohydrazine

by

George T. Armstrong, Sidney Marantz
and Charles F. Coyle

Thermodynamics Section
Heat Division

Technical Report

to

Navy Bureau of Ordnance
Washington 25, D.C.

IMPORTANT NOTICE

NATIONAL BUREAU OF STANDARDS
intended for use within the
to additional evaluation and
listing of this Report, either
the Office of the Director, NIST
however, by the Government
to reproduce additional copies.

Approved for public release by the
Director of the National Institute of
Standards and Technology (NIST) on
October 9, 2015.

progress accounting documents
formally published it is subjected
reproduction, or open-literature
sion is obtained in writing from
Such permission is not needed,
prepared if that agency wishes



U. S. DEPARTMENT OF COMMERCE
NATIONAL BUREAU OF STANDARDS

Table of Contents

	Page
Abstract	iii
1. Introduction	1
2. Experimental Procedures	1
2.1 Calibration	2
2.2 Materials	4
2.3 Experimental Heat Measurements . .	4
3. Calculation of Experimental Results . .	5
4. The Heat of Formation of N_2F_4	9
5. Bond Energies in the N_2F_4 Molecule . .	9
6. References	11

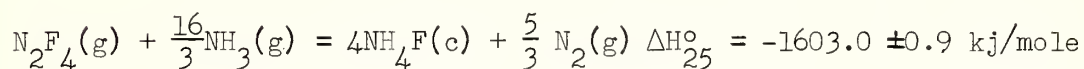
List of Tables

1. Calibration of Calorimeter
2. Experimental Results of Combustion Experiments
3. Calculations of Combustion Experiments

Abstract

Heat of Formation of Tetrafluorohydrazine

By bomb Calorimetric experiments the heat of the reaction



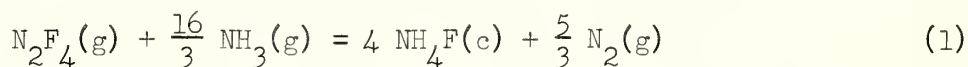
has been determined. When combined with known heats of formation and bond energies, this leads to $\Delta H_{25}^{\circ} [\text{N}_2\text{F}_4] = -2.0 \pm 2.5 \text{ kcal/mole}$ and $E(\text{N-F}) = 66.4 \pm 0.8 \text{ kcal/mole}$. The mean N-F bond energies in NF_3 and N_2F_4 are the same within experimental error.

1.0 Introduction

The heat of formation of N_2F_4 (Tetrafluorohydrazine) has not previously been determined. Small quantities of material of moderate purity have recently been prepared and, as part of a study of the N-F bond energy, have been made available for a determination of the heat of formation, by reactions which are discussed below. Because the purity of the material used is not high, the results reported here cannot be considered definitive. However, the results are still of interest because of the paucity of thermodynamic information on nitrogen fluorides and because of their applicability in the efforts of several groups working on the synthesis of compounds containing N-F bonds in one configuration or another. The work in the present report supplements recently reported work on the heat of formation of nitrogen trifluoride, carried out in this laboratory [1,2]¹. The present work is of more than ordinary interest because it demonstrates, with the use of reasonable assumptions, that there is little if any difference in the N-F bond energy in the two molecules which have been studied.

2.0 Experimental Procedures

The heat of reaction (1) between tetrafluorohydrazine and



ammonia, was carried out by bomb calorimetric experiments similar to those used for reaction (2) of the previous study on NF_3 [1,2]. No attempt was made to carry out reaction with hydrogen because of the limited amount of material available, because of the ambiguity of the results of the analogous reaction in the NF_3 experiments, and because the material had been reported to react spontaneously with hydrogen under some circumstances.

¹Numbers in brackets refer to references at the end of this report.

2.1 Calibration

The calorimeter was calibrated with benzoic acid (NBS Standard Sample 39h) in five experiments summarized in Table 1. The heating value used for the standardizing material was 26.4338 kJ/gram mass (weight in vacuum). The final temperature to which the calibration is referred is 28°C. In Table 1, m_s is the mass of benzoic acid; ΔR_c is the corrected thermometer resistance change; and E_s is the energy equivalent of the standard calorimeter. The correction term, e , is the difference between the energy equivalent of the calorimeter as used in the calibration experiments and the standard calorimeter used for the combustion experiments. It includes heat capacity terms: 42 J/ohm for 1 ml of water, 15 J/ohm for the platinum crucible, 18 J/ohm for the benzoic acid pellet and 102 or 103 J/ohm for oxygen, all present in the calibration experiments, but not in the combustion experiments.

For each combustion experiment the energy equivalent of the actual calorimeter was obtained from the mean energy equivalent of the standard calorimeter by adding a term amounting to 34 J/ohm for the energy equivalent of the gases introduced into the bomb for the experiment. For this purpose the specific heat C_v of NH_3 was taken to be 28.47 J/mole deg [3] and that of N_2F_4 was estimated to be 63.5 J/mole deg by assuming a relationship between the heat capacities of N_2F_4 and NF_3 similar to that for N_2H_4 and NH_3 . For this purpose the heat capacity of NF_3 was estimated from vibrational spectra [4] and that of N_2H_4 was obtained from Audrieth and Ogg [5]. The value 135382 J/ohm was found for the energy equivalent of the calorimeter for all experiments.

Table 1

Calibration of Calorimeter				
Run	m_s g	ΔR_c ohms	$\frac{e}{j}$ ohm	$\frac{E_s}{j}$ ohm
1	1.52164	0.296817	-177	135416
2	1.52139	.296938	-177	135348
3	1.51903	.296473	-178	135345
4	1.52020	.296817	-177	135302
5	1.52007	.296724	-178	135331
Mean				135348 $\pm 19^a$
^a Standard deviation of the mean				

2.2 Materials

Six grams of tetrafluorohydrazine were made available for the experiments through the courtesy of W. D. Niederhauser and C. B. Colburn of the Rohm and Haas Company, Redstone Arsenal Research Division. The sample was purified by two bulb to bulb distillations and condensed in a spherical monel bulb suitable for weighing. Although not highly pure the sample was not further purified because of the small amount available. Mass spectrometer analysis² was performed before the experiments started and again at the end of five experiments. The first analysis showed the sample to contain, in mole per cent: N_2O , 1.0; NO_2 , 2.2; CF_4 , 0.12; CO_2 , 0.18; NF_3 , 0.92; SiF_4 , 1.2; N_2F_2 , 0.50; N_2F_4 , 93.88. The second analysis gave the same values with the following exceptions: SiF_4 , 0.80; N_2F_4 , 94.28. On the assumption that SiF_4 was gradually being absorbed by reaction with the vessel walls, the change was considered to be real. The per cent N_2F_4 in the sample was therefore computed for each experiment on the basis of a linear change in the SiF_4 content.

2.3 Experimental heat measurements

In these measurements, procedures were in most respects, the same as in the measurements on the reaction of NF_3 with ammonia, but with a few differences which may be mentioned.

The N_2F_4 was contained in a weighed bulb, and the weight of sample used was determined by weighing before and after loading the bomb. To avoid loss of the gas in the transfer lines after closing the bomb valve the weighing bulb was cooled in liquid nitrogen to condense all N_2F_4 before closing the weighing bulb. This method was found to give a more accurate measurement of the amount of N_2F_4 introduced than previous methods. No attempt was made to measure the amount of ammonia bound in the NH_4F crystals formed as a deposit on the bomb wall.

²Mass spectrometer analyses were performed by S. Schuhmann and S. Bremmer of the Molecular Structure and Properties of Gases Section.

However, an x-ray examination of these crystals³ confirmed that they were NH_4F , and showed no indication of other substances. The limit of sensitivity of the x-ray method is about 2 per cent.

Seven experimental measurements were made of the heat of reaction (1). The data obtained are shown in Table 2. Column (2) shows the mass of sample put into the bomb, and column (3) the number of moles of N_2F_4 (corrected for impurities). Column (4) is the observed mass of product, and column (5), the number of moles of NH_4F corrected for the amount expected from the impurities and divided by 4 to place it on a comparable basis with the N_2F_4 . Columns (6) and (7) are the measured quantities of NH_3 introduced, and recovered, which form the basis of the ammonia corrections. The ammonia decomposed in the course of the reaction is obtained by difference, account being taken of the ammonia required in the formation of the NH_4F . Column (8) is the corrected resistance thermometer change.

3.0 Calculation of Experimental Results

The calculated results of the measurements are shown in Table 3. ΔE_b is the observed total energy change caused by the bomb reaction. Correction terms applied are: q_1 , the difference $\Delta H - \Delta E$ for the reaction; q_2 , the enthalpy correction to bring the reactants and products to unit fugacity in the ideal gas state; q_3 , a heat capacity correction to convert the reaction heat from 28° to 25°C; q_4 , the energy of the reactions of impurities; and q_5 or q_5' , the energy of decomposition of ammonia. The calculated amount of ammonia decomposed depends upon the amount of the principal reaction, and may be determined either from the mass of sample introduced, leading to correction q_5 , or from the mass of NH_4F observed, leading to correction q_5' . The heat of reaction, $(-\Delta H_{25}^\circ)$, in joules per mole of reaction (1) is shown in column (9),

³X-ray examinations were carried out by H. E. Swanson of the Constitution and Microstructure Section of the Mineral Products Division.

for which the mass of N_2F_4 introduced is taken as the measure of the amount of reaction. In column (10) is shown $-\Delta H_{25}^{\circ}$ for reaction (1), in which the amount of reaction is determined from the weight of product.

In the calculation of the quantities q_1 - q_5 , data for the thermal properties of the several substances involved were selected from the literature as before [1]. For N_2F_4 , the gas imperfections were estimated using the Berthelot equation of state. For this purpose the critical temperature was taken to be 309°K, and the critical pressure, 77 atm, as reported by Colburn [6]. C_p for N_2F_4 was estimated to be 71.9 j/mole deg (see Section 2.1). In calculating the quantity q_3 , the energy contributed by reactions of the impurities, oxides of nitrogen were presumed to form water, and fluorides were presumed to form NH_4F , except for SiF_4 . A separate experiment showed that SiF_4 reacts spontaneously with ammonia when mixed, depositing crystalline $SiF_4 \cdot (NH_3)_2$, which was identified by its x-ray pattern. SiF_4 is therefore removed from the reaction zone. Further reaction of the product is not considered to be probable in the presence of excess ammonia.

The mean values of $-\Delta H_{25}^{\circ}$ shown at the bottom of Table 3 as calculated on these two bases, differ somewhat, and the measurements based on the mass of crystalline product show much greater variability than those based on the mass of N_2F_4 , as indicated by the standard deviations of the means. The difference, amounting to about one per cent could perhaps be accounted for by loss of NH_4F as dust and by vaporization during the flushing of the bomb prior to weighing, but the larger scatter of the measurements can hardly be accounted for in this way. Because of their greater internal consistency, the results based on mass of N_2F_4 introduced are considered to be more reliable and are used in the subsequent discussion.

Table 2

Experimental Results of Combustion Experiments

(1)	(2)	(3)	(4)	(5)	(6)	(7)	(8)
Run No.	Mass N_2F_4 g	$n_1 \times 10^3$ moles reaction(1)	Mass NH_4F g	$n_2 \times 10^3$ moles reaction(1)	$n_3 \times 10^3$ moles NH_3 introduced	$n_4 \times 10^3$ moles NH_3 recovered	$\Delta R_c \times 10^5$ ohms
1	0.81844	7.8684	1.1911	7.8631	97.72	17.20	8831.1
2	.71742	6.8972	1.0665	7.0464	98.29	8.41	7976.3
3	.77163	7.4184	1.0856	7.1781	97.09	13.18	8416.2
4	.75225	7.2321	1.0706	7.0842	96.14	12.24	8248.2
5	.78526	7.5494	1.1198	7.4156	93.01	17.16	8483.1
6	.71037	6.8294	1.0360	6.8662	93.76	9.69	7845.9
7	.57125	5.4919	0.8191	5.4333	90.71	2.94	6470.0

Table 3

Calculations of Combustion Experiments

(1) Run	(2) ΔE_b j	(3) q_1 j	(4) q_2 j	(5) q_3 j	(6) q_4 j	(7) q_5 j	(8) q_5' j	(9) $-\Delta H_{25}^0$ j/mole N_2F_4	(10) $-\Delta H_{25}^0$ j/mole N_2F_4
1	-11955.7	-38.1	-45.5	-1.9	240.6	-794.5	-795.8	1600.7	1602.0
2	-10798.5	-50.0	-39.3	-1.4	210.7	-388.6	-351.9	1604.6	1565.4
3	-11394.0	-43.5	-42.5	-1.4	226.4	-608.8	-668.0	1599.2	1661.0
4	-11166.4	-44.1	-41.4	-1.4	220.0	-565.3	-601.7	1603.8	1642.4
5	-11484.4	-35.4	-41.8	-1.8	230.1	-792.8	-825.8	1606.2	1639.7
6	-10621.9	-46.5	-37.5	-1.4	208.0	-447.4	-438.4	1602.9	1593.0
7	-8759.1	-50.1	-27.9	-0.8	167.1	-135.7	-150.1	1603.5	1623.5
Mean								1603.0	1618.1
Standard Deviation of the Mean								± 0.9	± 12.5



4.0 The Heat of Formation of N_2F_4

From the heat of reaction (1) it is possible to determine the heat of formation of N_2F_4 . The value -1603.0 ± 0.9 kJ/mole (-383.1 ± 0.2 kcal/mole) combined with $\Delta H_{f25}^\circ [NH_3(g)] = -11.04 \pm 0.07$ kcal/mole [7], and $\Delta H_{f25}^\circ [NH_4F(c)] = -111.0 \pm 0.6$ kcal/mole [8], leads to the value

$$\Delta H_{f25}^\circ [N_2F_4(g)] = -2.0 \pm 2.5 \text{ kcal/mole.}$$


The principal part of the uncertainty comes from the heat of formation of $NH_4F(c)$. No other values for the heat of formation of N_2F_4 are available for comparison

5.0 Bond Energies in the N_2F_4 Molecule

In the discussion that follows, all values for bond energy, E , are given at 25°C. Using the assumption that $E(N-N)$ is the same in N_2F_4 and N_2H_4 , and that $E(N-H)$ is the same in NH_3 and N_2H_4 , it is possible from the following equations and appropriate auxiliary data to determine the energy of the N-F bond, $E(N-F)$ in N_2F_4 .



$$\Delta H_{25}^\circ(a) = 3 E(N-H) = \frac{1}{2} E(N \equiv N) + \frac{3}{2} E(H-H) - \Delta H_{f25}^\circ [NH_3] \quad (2)$$



$$\Delta H_{25}^\circ(b) = 4 E(N-H) + E(N-N) = E(N \equiv N) + 2 E(H-H) - \Delta H_{f25}^\circ [N_2H_4(g)] \quad (3)$$



$$\Delta H_{25}^\circ(c) = 4 E(N-F) + E(N-N) = E(N \equiv N) + 2 E(F-F) - \Delta H_{f25}^\circ [N_2F_4] \quad (4)$$

By combining relationships (2), (3), and (4) it can be shown that

$$E(N-F) = \frac{1}{6} E(N \equiv N) + \frac{1}{2} E(F-F) - \frac{1}{4} \Delta H_{f25}^{\circ} [N_2F_4] - \frac{1}{3} \Delta H_{f25}^{\circ} [NH_3] + \frac{1}{4} \Delta H_{f25}^{\circ} [N_2H_4(g)] \quad (4)$$

Substituting the known values: $E(N \equiv N) = 225.92 \pm 0.1$ kcal/mole [9,7], $E(F-F) = 37.7 \pm 1.0$ kcal/mole [10], $\Delta H_{f25}^{\circ} [N_2H_4(g)] = 22.75 \pm 0.13$ kcal/mole [11,12], $\Delta H_{f25}^{\circ} [NH_3] = -11.04 \pm 0.07$ kcal/mole [7], and $\Delta H_{f25}^{\circ} [N_2F_4] = -2.0 \pm 2.5$ kcal/mole, from the present work, we obtain for the mean N-F bond in N_2F_4 , $E(N-F) = 66.4 \pm 0.8$ kcal/mole. This may be compared with 66.4 ± 0.8 kcal/mole found previously for the mean N-F bond energy in NF_3 . The agreement is undoubtedly partly fortuitous, but lends support to the validity of the assumptions about the constancy of the N-N and N-H bond energies. The heat of formation of $N_2H_4(l)$ was obtained from the experimental determination by Hughes, Corruccini and Gilbert [11] of the heat of formation of liquid hydrazine, 12.050 ± 0.05 kcal/mole, the average of two values determined by different reactions. To obtain the heat of formation in the gas phase, the heat of vaporization $10.70 \pm .075$ kcal/mole determined by Scott, et al, [12] was used. This value was determined with considerably more attention to detail than previously reported values.

In a recent microwave spectroscopic study of N_2F_4 by Lide and Mann [13] the findings were consistent with the assumption that the N-N bond lengths in N_2F_4 and N_2H_4 are the same, and that the N-F bond lengths in N_2F_4 and NF_3 are the same. Thus the above finding about the energy of the N-F bond receives some support from the structure of the molecule.

6.0 References

- [1] S. Marantz, C. F. Coyle and G. T. Armstrong, National Bureau of Standards Report No. 6363, April, 1959.
- [2] G. T. Armstrong, S. Marantz and C. F. Coyle, J. Am. Chem. Soc., 81, 3798 (1959).
- [3] International Critical Tables, Volume 5, p. 80, (McGraw Hill Book Company, New York, 1927).
- [4] H. W. Woolley, private communication.
- [5] L. F. Audrieth and B. A. Ogg, "The chemistry of hydrazine," (John Wiley and Sons, New York, 1951). p. 71.
- [6] C. B. Colburn, International Symposium on Fluorine Chemistry, Birmingham, England, July, 1959.
- [7] F. D. Rossini, D. D. Wagman, W. H. Evans, S. Levine, and I. Jaffee, "Selected values of chemical thermodynamic properties," NBS Circ. 500 (U. S. Government Printing Office, Washington 25, D. C., 1952).
- [8] T. L. Higgins, "Dissertation Abstracts," 17, 1231 (1957).
- [9] L. Brewer and A. W. Searcy, Ann. Rev. Phys. Chem., 7, 221 (1956).
- [10] W. H. Evans, T. R. Munson and D. D. Wagman, J. Research, Nat. Bur. Standards, 55, 147 (1955).
- [11] A. M. Hughes, R. J. Corruccini, and E. C. Gilbert, J. Am. Chem. Soc., 61, 2639 (1939).
- [12] D. W. Scott, G. D. Oliver, M. E. Gross, W. N. Hubbard, H. M. Huffman, J. Am. Chem. Soc., 71, 2293 (1949).
- [13] D. R. Lide and D. E. Mann, J. Chem. Phys., In press.

U.S. DEPARTMENT OF COMMERCE

Frederick H. Mueller, *Secretary*

NATIONAL BUREAU OF STANDARDS

A. V. Astin, *Director*



THE NATIONAL BUREAU OF STANDARDS

The scope of activities of the National Bureau of Standards at its major laboratories in Washington, D.C., and Boulder, Colorado, is suggested in the following listing of the divisions and sections engaged in technical work. In general, each section carries out specialized research, development, and engineering in the field indicated by its title. A brief description of the activities, and of the resultant publications, appears on the inside of the front cover.

WASHINGTON, D.C.

Electricity and Electronics. Resistance and Reactance. Electron Devices. Electrical Instruments. Magnetic Measurements. Dielectrics. Engineering Electronics. Electronic Instrumentation. Electrochemistry.

Optics and Metrology. Photometry and Colorimetry. Photographic Technology. Length. Engineering Metrology.

Heat. Temperature Physics. Thermodynamics. Cryogenic Physics. Rheology. Molecular Kinetics. Free Radicals Research.

Atomic and Radiation Physics. Spectroscopy. Radiometry. Mass Spectrometry. Solid State Physics. Electron Physics. Atomic Physics. Neutron Physics. Radiation Theory. Radioactivity. X-rays. High Energy Radiation. Nuclear Instrumentation. Radiological Equipment.

Chemistry. Organic Coatings. Surface Chemistry. Organic Chemistry. Analytical Chemistry. Inorganic Chemistry. Electrodeposition. Molecular Structure and Properties of Gases. Physical Chemistry. Thermochemistry. Spectrochemistry. Pure Substances.

Mechanics. Sound. Mechanical Instruments. Fluid Mechanics. Engineering Mechanics. Mass and Scale. Capacity, Density, and Fluid Meters. Combustion Controls.

Organic and Fibrous Materials. Rubber. Textiles. Paper. Leather. Testing and Specifications. Polymer Structure. Plastics. Dental Research.

Metallurgy. Thermal Metallurgy. Chemical Metallurgy. Mechanical Metallurgy. Corrosion. Metal Physics.

Mineral Products. Engineering Ceramics. Glass. Refractories. Enameled Metals. Constitution and Microstructure.

Building Technology. Structural Engineering. Fire Protection. Air Conditioning, Heating, and Refrigeration. Floor, Roof, and Wall Coverings. Codes and Safety Standards. Heat Transfer. Concreting Materials.

Applied Mathematics. Numerical Analysis. Computation. Statistical Engineering. Mathematical Physics.

Data Processing Systems. SEAC Engineering Group. Components and Techniques. Digital Circuitry. Digital Systems. Analog Systems. Application Engineering.

• Office of Basic Instrumentation.

• Office of Weights and Measures.

BOULDER, COLORADO

Cryogenic Engineering. Cryogenic Equipment. Cryogenic Processes. Properties of Materials. Gas Liquefaction.

Radio Propagation Physics. Upper Atmosphere Research. Ionospheric Research. Regular Propagation Services. Sun-Earth Relationships. VHF Research. Radio Warning Services. Airglow and Aurora. Radio Astronomy and Arctic Propagation.

Radio Propagation Engineering. Data Reduction Instrumentation. Modulation Research. Radio Noise. Tropospheric Measurements. Tropospheric Analysis. Propagation Obstacles Engineering. Radio-Meteorology. Lower Atmosphere Physics.

Radio Standards. High Frequency Electrical Standards. Radio Broadcast Service. High Frequency Impedance Standards. Electronic Calibration Center. Microwave Physics. Microwave Circuit Standards.

Radio Communication and Systems. Low Frequency and Very Low Frequency Research. High Frequency and Very High Frequency Research. Ultra High Frequency and Super High Frequency Research. Modulation Research. Antenna Research. Navigation Systems. Systems Analysis. Field Operations.

