Y4
V64/4
H34/2
976

1046-A

94th Congress
2d Session

SENATE COMMITTEE PRINT NO. 45

GOVERNMENT
Storage

REGIONALIZATION OF VETERANS' ADMINISTRATION'S HEALTH CARE SYSTEM

DOCUMENTS
AUG 23 1976
THE LIBRARY
KANSAS STATE UNIVERSITY

SUBMITTED BY THE

VETERANS' ADMINISTRATION

TO THE

COMMITTEE ON VETERANS' AFFAIRS
UNITED STATES SENATE

VANCE HARTKE, *Chairman*

JULY 19, 1976

Printed for the use of the Committee on Veterans' Affairs

U.S. GOVERNMENT PRINTING OFFICE
74-540 O WASHINGTON : 1976

AUTHENTICATED
U.S. GOVERNMENT
INFORMATION
GPO

A-3201

DOCUMENTS
THE LIBRARY
KANSAS STATE UNIVERSITY

COMMITTEE ON VETERANS' AFFAIRS

VANCE HARTKE, Indiana, *Chairman*

HERMAN E. TALMADGE, Georgia
JENNINGS RANDOLPH, West Virginia
ALAN CRANSTON, California
RICHARD (DICK) STONE, Florida
JOHN A. DURKIN, New Hampshire

CLIFFORD P. HANSEN, Wyoming
STROM THURMOND, South Carolina
ROBERT T. STAFFORD, Vermont

FRANK J. BRIZZI, *Staff Director*
GUY H. MCMICHAEL III, *General Counsel*

SUBCOMMITTEE ON HEALTH AND HOSPITALS

ALAN CRANSTON, California, *Chairman*

JENNINGS RANDOLPH, West Virginia
RICHARD (DICK) STONE, Florida
JOHN A. DURKIN, New Hampshire

STROM THURMOND, South Carolina
CLIFFORD P. HANSEN, Wyoming

FOREWORD

Regionalization of the country's health care systems is increasingly regarded as one of the most exciting and valuable concepts for providing greater availability of the highest quality of care for all Americans.

In hearings before the Senate Veterans' Affairs Committee, testimony revealed that the Department of Medicine and Surgery of the Veterans' Administration is not only involved in such regionalization in concert with other elements of the private sector of the country's health care systems, but is planning and implementing its own regionalization process for the benefit of the Nation's veterans it is mandated by law to serve. A Senate committee print, concerning regionalization of Veterans' Administration's health care system, was initially published by this Committee in November 1971 as an interim report on the progress of the Department of Medicine and Surgery in applying the regionalization concept. This is a revision of that print to reflect the regionalization concept as applied to the medical care field in general and to the VA's health care delivery system in particular.

Regionalization of health care systems during the past decade is demonstrating its value in providing greater availability of the highest quality of care for all Americans.

The Senate Veterans' Affairs Committee believes that these efforts by the Veterans' Administration's Department of Medicine and Surgery have demonstrated a capacity not only to keep pace with its counterparts in the public sector, but to assume a leadership role in ensuring better health care to veterans and nonveterans alike.

The Senate Committee is indebted to the Chief Medical Director and the staff of the Department of Medicine and Surgery for its preparation and final editing of this print for publication.

VANCE HARTKE, *Chairman.*

CONTENTS

	Page
Foreword	iii
Regionalization of VA medical resources:	
Mission	1
VA medical care system	1
VA regionalization concept	1
Authorizing legislation	3
Accomplishments and future plans	4
Nationwide map and statistical data	7
Medical districts:	
No. 1—Maine, Vermont, New Hampshire, Rhode Island, and most of Massachusetts	10
2—Most of New York, four counties of Pennsylvania, one county of Massachusetts	14
3—Connecticut, Metropolitan New York City, two counties of Massachusetts and Puerto Rico	18
4—Delaware; the eastern half of Pennsylvania; parts of Maryland and New Jersey	22
5—Part of western Pennsylvania; the northern half of West Virginia; part of eastern Ohio	26
6—Most of Maryland; small parts of Virginia, West Virginia, and Pennsylvania	30
7—Most of Virginia; the southern half of West Virginia; parts of North Carolina, Kentucky and Ohio	34
8—Most of North Carolina; parts of eastern Tennessee, eastern Kentucky, western Virginia, and northeastern South Carolina	38
9—Most of Georgia and South Carolina; one county of North Carolina	42
10—Alabama; most of Mississippi; parts of Georgia, Florida, and Louisiana	46
11—Most of Tennessee and Kentucky; parts of Mississippi, Arkansas and Indiana	50
12—Most of Florida; the southern part of Georgia	54
13—Most of Ohio; parts of Kentucky and Indiana	58
14—Most of Michigan; three counties of Ohio	62
15—Most of Indiana; parts of Illinois and Ohio	66
16—Most of Wisconsin; parts of Illinois and Michigan	70
17—The Chicago area; the northwestern part of Indiana	74
18—Minnesota; most of North Dakota; the eastern half of South Dakota; parts of Wisconsin and Iowa	78
19—Most of Louisiana and Arkansas; parts of Texas, Kansas, Missouri, and Oklahoma	82
20—Most of Oklahoma; most of the eastern half of Texas	86
21—Most of Missouri; most of the southern half of Illinois; parts of Indiana, Kentucky	90
22—Most of Kansas; part of western Missouri	94
23—Most of Iowa and Nebraska; the western half of South Dakota; parts of Illinois, Kansas and Wyoming	98
24—Colorado and Utah; all of Montana except one county; most of Wyoming; eastern parts of Nevada and Idaho; western parts of Nebraska and Kansas	102
25—Arizona and New Mexico; the western half of Texas; two counties of Oklahoma	106
26—The southern part of California; one county of Nevada	110
27—The Central and northern parts of California; the western part of Nevada; Hawaii and the Philippines	114
28—Washington, Oregon, and Alaska; most of Idaho; one county of Montana	118

REGIONALIZATION OF VA MEDICAL RESOURCES

Mission

The Veterans' Administration Department of Medicine and Surgery functions to provide complete medical and hospital service for the care and treatment of veterans. Secondary and supporting missions include education and training of health care personnel to assist in providing an adequate supply of health manpower for the Nation, and medical research to advance the health care of veterans.

VA Medical Care System

The magnitude and geographic dispersion of VA health care resources provides favorable conditions for organization on a regional basis. The VA system is the largest centrally directed health care system in the Nation, comprising 171 hospitals each of which also operate outpatient services, 42 additional outpatient clinics, 86 nursing homes and 18 domiciliaries. These facilities are staffed with over 173,300 employees. In fiscal year 1975, this system provided care for 1,220,107 inpatients. Outpatient medical services provided by VA staff at VA facilities during fiscal year 1976, is expected to exceed 14,200,000 visits. Veterans are also provided care in non-VA hospitals, community nursing homes, and from community physicians and dentists under VA auspices. In addition, VA provides financial assistance for construction of facilities and for the care of veterans to 31 States which operate a total of 8 hospitals, 31 nursing homes, and 36 domiciliaries. The geographic dispersion of VA health care facilities generally parallels the Nation's population distribution. There are one or more hospitals in each of the contiguous States and in the Commonwealth of Puerto Rico. In Hawaii and Alaska, the VA operates outpatient facilities and provides for hospitalization under contract with non-VA institutions.

VA Regionalization Concept

The primary objective of regionalization in the VA health care system is to improve patient care through maximum effective, efficient and economical use of available resources. Paramount in the organization design is the consideration of providing ready access to the required multitudinous resources of a complete health care system. The patient may enter the system through any VA health care facility and is provided easy access to any resources required for his diagnosis and treatment. Specialized medical services of high quality cannot be provided by every facility; however, these are usually available within the medical district organization and can be provided through a simplified referral method. Referrals are also made when unique services are required that are not available within the medical district. The

regionalization concept also facilitates the flow of specialized consultative services among health care facilities and thereby obviating the need for referral of the patient.

Other advantages of regionalization relating to improved patient care are that it facilitates accurate and rapid collection and transmission of timely information within a medical district for management of medical care resources. It also enhances programs for quality of care by being more responsive to findings and recommendations of systematic internal and external reviews which are part of quality assurance of the VA Health Services Review Organization (HSRO).

A secondary objective of regionalization is improved utilization of VA and community health resources and facilities. The wide variety of facilities available within a medical district can be effectively utilized to provide the appropriate type and level of care required by the individual patient. This makes possible a more timely delivery of health services, faster pace of care, decreased length of stay, better bed occupancy rates and appropriate placement to meet levels of care for patients' needs. It also avoids duplication of specialized equipment, facilities, and personnel. Regionalization permits expanded use of community resources and sharing of VA resources with community institutions since the broader needs and resources of the medical district tend to justify contractual agreements for sharing or mutual use of facilities which may not be justified otherwise. This is also true of arrangements for the exchange of medical information, health education, education and training programs, teaching aids, and research.

The medical district structure has been developed using the "grassroots" approach. Each health care facility has been identified through veteran utilization data with a primary service area (PSA) which recognizes not only distance but other factors such as transportation services and normal commuting patterns distinctive of an area. PSA boundaries do not split counties. The facility serves as the normal point of entry into the VA health care system for veterans residing in the area. These facilities, with their assigned primary service area, are grouped into medical districts so that each such district has a variety of facilities and resources to accommodate all but the most highly specialized and unique medical needs. The needs for these services, such as, organ transplantation, stereotaxic surgery, blind rehabilitation and care of spinal cord injuries, may require referral beyond a medical district.

A logical grouping of health care facilities and their primary service areas determine the medical district boundaries. Although the above defining criteria bear no direct relationship to State boundaries, the districts may be related to the many health services areas, State economic areas, or standard metropolitan statistical areas which they each encompass. Regionalization of medical resources in the VA has been designed to recognize and preserve the unique and innovative contributions which individual health care facilities, in conjunction with affiliated institutions, make to the strength of the VA health care program. Through joint planning and development, the interchange of skills and ideas, and mutual utilization of services, these strengths can be utilized in the best interest of our patients and promote maximum effectiveness of the system. Regionalization is to be a mechanism

to improve the delivery of a broad scope and high quality of services to veteran beneficiaries; and to link health care facilities of a medical district into a functioning organization to achieve this objective. The identity and integrity of each health care facility is not intended to change as a result of regionalization, although the mission of some facilities may require modification to take advantage of particular strengths or location for the benefit of the medical district. Cooperation of individuals responsible for administrative and professional aspects of health care facilities in a geographic area is essential for firmness of commitment to add to the scope and integration of services.

Authorizing Legislation

Legislative measures have been enacted during the last decade which gave health care regionalization national recognition. A major impetus occurred with Public Law 89–239 passed in 1965 which, through grants, encouraged and assisted in the establishment of regional cooperative arrangements among medical schools, research institutions, and hospitals for research and training (including continued education). It also authorized grants for demonstrations of patient care in the fields of heart disease, cancer, stroke and related diseases. This Act made available to the medical community the latest advances in diagnosis and treatment of patients with these diseases through the establishment and operation of regional medical programs. In 1966, Public Law 89–749, was passed authorizing comprehensive health planning organizations, depending on an effective partnership, involving close intergovernmental collaboration and participation of individuals and organizations to assure comprehensive health services of high quality. Public Law 91–515 amended and extended the original regional medical programs and comprehensive health planning legislation. Under those amendments, the Chief Medical Director sat ex-officio on the National Advisory Council of the Regional Medical Programs Service. Each regional medical program was to include a representative for local VA hospitals on its Regional Advisory Group. Similarly, State comprehensive health planning agencies with VA hospitals located therein, were called upon to include VA representatives on their councils.

The Veterans' Hospitalization and Medical Services Modernization Amendments of 1966, Public Law 89–785, assisted the Department of Medicine and Surgery in its mission of training and education of health service personnel acting in cooperation with other institutions and organizations. Called the "sharing law," it also provided that selected, specialized VA medical resources might be made available to community institutions as an alternative to the expense of duplicating them. This is to be accomplished with no diminution of services to veterans. Public Law 93–641, the National Health Planning and Resources Development Act of 1974, recognizes the role of the VA in health care nationally and regionally with involvement of the VA required at three of the five tiers of operation. The purposes of this law are threefold: First, facilitate the development of recommendations for national health planning; second, promote the development

of areawide and State planning for health services, health manpower, and health facilities in specific areas; and third, financial assistance for the development of health resources.

The Chief Medical Director is one of 15 members of the National Council on Health Planning and Development who advises the Secretary of the Department of Health, Education, and Welfare. Representatives of the VA are appointed by the Chief Medical Director to Statewide Health Coordinating Councils (SHCC) when two or more VA facilities are within a State, and to a health system agency (HSA) when the VA has a health facility located within the local health care service area.

Major legislation, specific to medical and allied health education, has been passed, and has a bearing on regionalization. Public Law 93–541, Veterans' Administration Medical School Assistance and Health Manpower Training Act of 1972, authorizes grant assistance to academic institutions which are affiliated with the Veterans' Administration. Included among these institutions for which grants can be provided are the following: (1) New State medical schools; (2) existing State and private medical schools; and (3) institutions training allied health personnel. The grants are intended to help expand the scope and quality of health professional training programs, to develop and evaluate new health careers and new responsibilities for existing occupations and to expand the skills of senior health care workers. Public Law 89–785 has an objective "to create an environment of academic medicine" in VA hospitals. Prominent among its provisions is authorization of the training of medical students in VA hospitals. It also established a program called "exchange of information" which gave the VA the authority to provide funding to VA hospitals and grants to academic institutions for the development of innovative approaches to provisions of current medical information to isolated VA and community health care facilities. The exchange of medical information authority was extended by Public Law 92–69 and is presently being considered for further extension.

Accomplishments and Future Plans

Some features of regionalization have been present in the VA health care system since the initial expansion of VA facilities following the end of World War II. A number of different concepts have been utilized and tested during this period. During the last several years, the Department of Medicine and Surgery has vigorously pursued the development of a more functional regionalization program utilizing both prior experience and extensive studies conducted by non-government consulting firms with which the VA contracted for this purpose. The virtues and achievements of regionalization in economy, efficiency, and quality of services are being increasingly recognized.

The present regionalization structure is made up of 28 medical districts assigned specific geographic areas and comprising all medical facilities available to the VA within those areas. These include, in addition to facilities operated by the VA, State veterans homes which offer hospital, nursing home and domiciliary care partially supported by VA. Also available are community nursing homes which

provide services to VA beneficiaries under contract. The principal function of the 28 VA medical districts is to coordinate the effective use of all medical resources to provide care for eligible veterans. One hospital director in each of the medical districts has been designated as Medical District Director and provided a small staff to support district operations and coordinate the use of these resources.

The future value of the medical district organizational concept is expected to be proven through more effective planning for health care facilities. This will encompass both the VA planning function and the National Health Planning and Resources Development Program. As an initial step within the VA, each health care facility is required to formulate a 5-year facility plan based on the mission assigned for that facility. These plans are processed through the medical district organization to assure that the mission is consistent with the medical district needs and that facilities planned are adequate to meet these needs and avoid duplicating specialized medical resources. To further this objective, 5-year facility planning is being converted into a district level operation on a phased basis. Some selected medical districts are now operating in this mode on a test basis.

Although our medical districts' boundaries cannot logically be aligned with health service areas or areas served by Statewide Health Coordinating Councils, they do function effectively with these agencies. Public Law 93–641, "The National Health Planning and Resources Development Act of 1974," recognized the role of the Veterans' Administration in health care nationally and regionally. Representatives of the Veterans' Administration, appointed by the Chief Medical Director, are members of Statewide Health Coordinating Councils in each case where two or more VA health care facilities are located within the State. In addition, officials of the VA are similarly appointed to the health systems agency (HSA) where the VA has a health care facility located within the local health service area. The VA medical district serves as the focal point for this State and local coordination in the interest of developing adequate national health plans and regional health care resources.

Legislation enacted in recent years has provided authority for the Veterans' Administration to enter into agreements with community health care organizations to share specialized medical resources and engage in programs of medical education and exchange of medical information. The emerging role of the VA medical district is expected to promote expansion of these programs for the mutual benefit of the VA and the medical community and in keeping with national health priorities. As an illustration of the extent to which resources are currently shared, 81 VA health care facilities had agreements for sharing medical resources during fiscal year 1975 and there were 156 such agreements for sharing with community health care facilities. Public Law 89–785 has the objective of creating an environment of academic medicine in VA hospitals. In the field of medical and allied health education, regionalization of VA resources is also expected to facilitate the attainment of national goals. Clinical clerkships for medical students started in VA hospitals in 1946 following Public Law 79–293. During the current fiscal year more than 82,000 health care students and trainees received all or part of their training in VA health care facilities. The majority of these trainees are medical, dental, or nursing

students, although 60 health care occupations and specialties are represented. There are now over 15,000 medical and dental residents who receive training in VA hospitals and clinics. Training of students in health care occupations in the clinical setting is conducted through direct affiliation with more than 2,000 of the Nation's schools and other institutions having teaching programs for health care professionals and technicians. This includes affiliation with 102 of the 119 medical schools in the Nation and all of the 58 dental schools by 129 VA hospitals. Cooperative health education includes the VA in community education programs through such means as Area Health Education Centers. Support for operational activities in such centers is provided from public and private resources and they have enabled VA hospitals, particularly those located remote from major medical centers, to enhance their services to veterans.

Regionalization is expected to have an impact on the VA research program. Many unique opportunities exist for applying regionalization into biomedical and health services research and development programs. These programs are not totally susceptible to management on a regional basis; however, examples of medical district activities include utilization of joint research committees providing a broader base of expertise and, therefore, preferable to having individual research committees at each hospital. This also provides an opportunity to share medical research equipment and promote maximum utilization of research resources and personnel.

In summary, the regionalization of VA health care activities is progressing, taking full advantage of the legislative authority for community cooperation and integrated planning, and in a manner consistent with national priorities established by Congress. Regionalization of the VA health care system into medical districts is improving care for patients and providing a network for medical education and research, keeping its health care personnel abreast of advances in their fields.

A map of the nationwide medical districts and data summary depicting projected estimates of veteran population and current data on VA health care operations follows. Also maps of the VA medical districts are included showing the VA medical district boundaries in relationship to health service agency (HSA) boundaries, and VA and State health care facilities. Each medical district map is accompanied by statistical data.

VA MEDICAL DISTRICTS

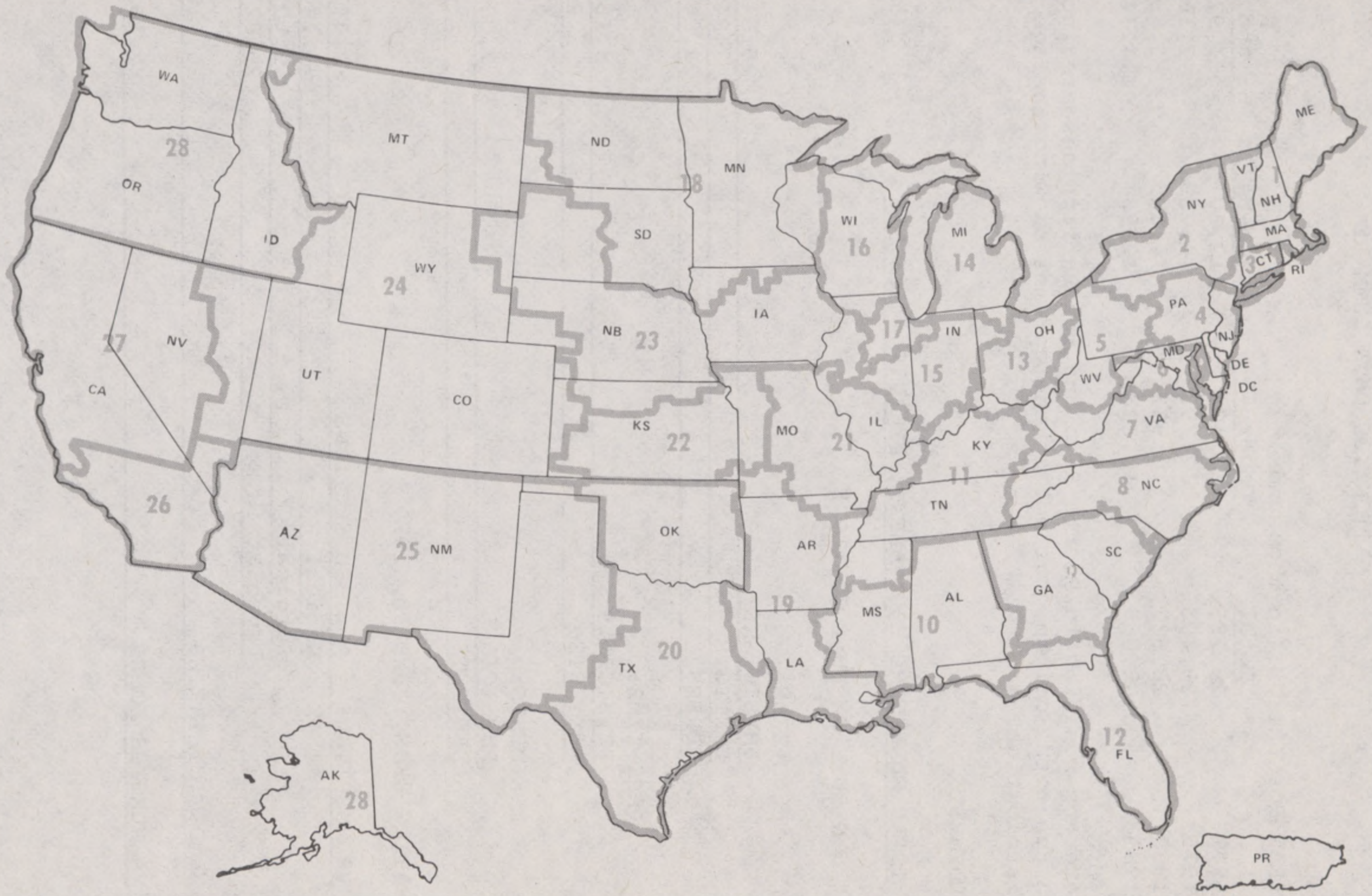

NATIONWIDE DATA SUMMARY

VETERAN POPULATION (in thousands)*

	Total	Under 45	45-64	65 and Over
1971	28,255	13,608	12,507	1,978
1975	29,403	12,793	14,259	2,184
1980	28,837	10,962	14,805	2,896
1985	28,069	10,223	12,934	4,747

* Veterans residing in Puerto Rico and the Philippines are included in the total column, but not in the columns showing the age distribution.

EMPLOYMENT

TOTAL FULL-TIME EQUIVALENT, FY 1975 - 163,814

ON DUTY ON JUNE 30, 1975

FULL-TIME:	
PHYSICIANS	5,540
DENTISTS	848
NURSES	22,842
PART-TIME:	
PHYSICIANS	3,159
DENTISTS	20
RESIDENTS:	
PHYSICIANS	7,005
DENTISTS	253

OPERATING BEDS, JUNE 30, 1975

VA HOSPITALS - ALL BED SECTIONS	94,477
Medical	44,743
Surgical	19,907
Psychiatric	29,827
VA DOMICILIARIES	10,218
VA NURSING HOMES	7,130

SERVICES, FY 1975

INPATIENTS TREATED (Episodes of Care)

VA HOSPITALS	1,113,873
NON-VA (Contract) HOSPITALS	28,604
VA DOMICILIARIES	18,488
VA NURSING HOMES	10,532
COMMUNITY (Contract) NURSING HOMES	21,749
STATE HOMES (DOMICILIARY, NURSING HOME & HOSPITAL CARE)	26,861

OUTPATIENT MEDICAL CARE VISITS

TOTAL	14,629,517
VA STAFF	12,595,514
FEE BASIS	2,034,003

DENTAL CARE VISITS

TOTAL	1,943,910
VA Inpatient	1,277,146
VA Outpatient	666,764
FEE DENTAL CASES COMPLETED	129,717

MEDICAL DISTRICT No.1

MAINE, VERMONT, NEW HAMPSHIRE, AND RHODE ISLAND; MOST OF MASSACHUSETTS

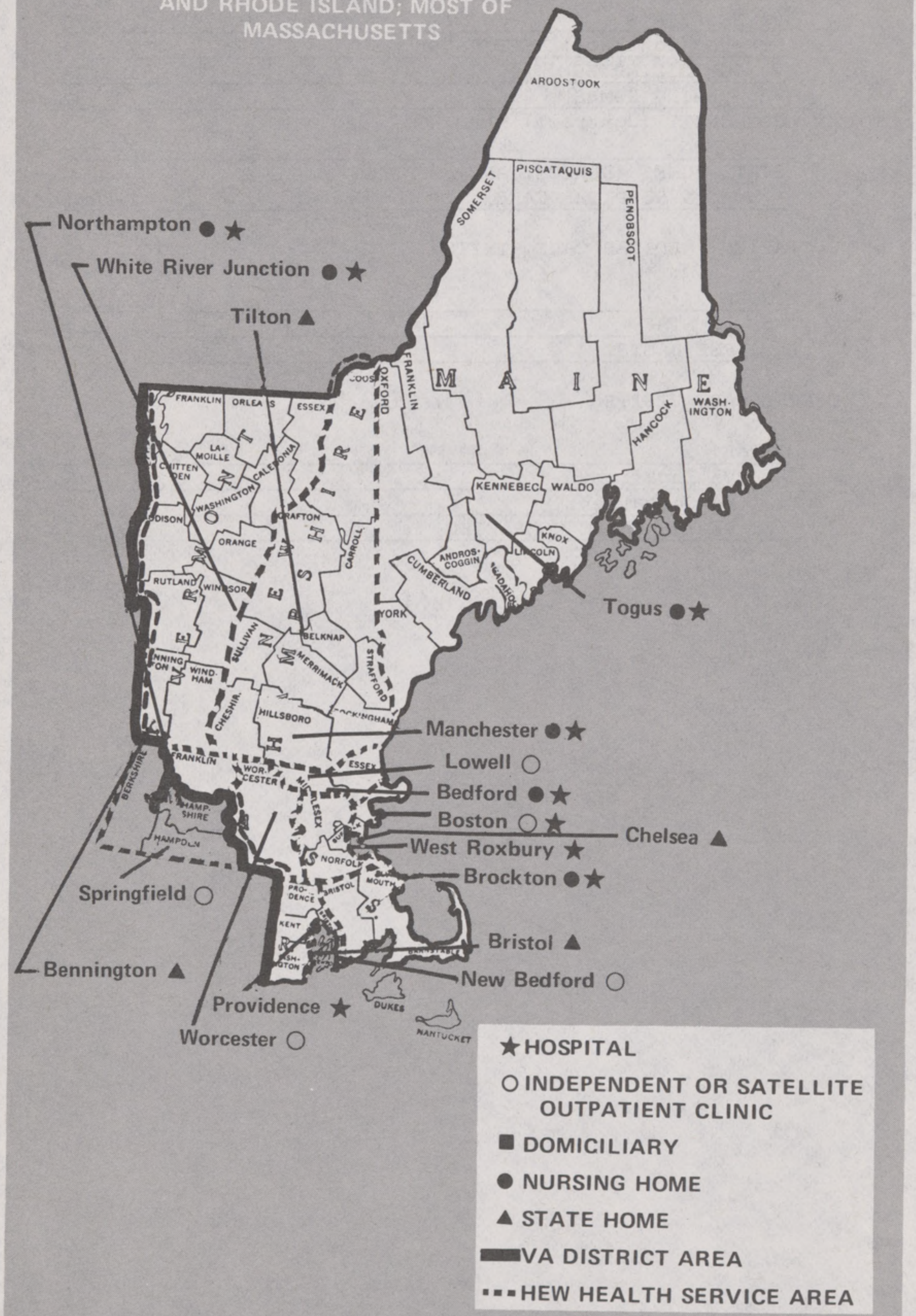

MEDICAL DISTRICT NO. 1

VETERAN POPULATION (in thousands)

	Age			
	Total	Under 45	45-64	65 and Over
1971 - Actual	1,200	571	536	93
1975 - Actual	1,240	540	594	106
1980 - Projected	1,207	448	622	137
1985 - Projected	1,156	411	530	215

VA HEALTH CARE FACILITIES

Hospitals - Affiliated (Deans' Committee)
Bedford, MA (Psychiatric Hospital)
Boston, MA
Brockton, MA (Psychiatric Hospital)
Manchester, NH
Northampton, MA (Psychiatric Hospital)
Providence, RI
West Roxbury, MA
White River Junction, VT

Hospitals-Nonaffiliated (No Deans' Committee)
Togus, ME

Domiciliaries
None

Nursing Homes
Bedford, MA
Brockton, MA
Manchester, NH
Northampton, MA
Togus, ME
White River Junction, VT

Independent or Satellite Outpatient Clinics
Boston, MA
Lowell, MA
New Bedford, MA
Springfield, MA
Worcester, MA

74-540 O - 76 - 2

STATE VETERANS HOME FACILITIES

State Homes
Bennington, VT (Domiciliary and Nursing Home Care)
Bristol, RI (Domiciliary and Nursing Home Care)
Chelsea, MA (Domiciliary and Nursing Home & Hospital Care)
Tilton, NH (Domiciliary and Nursing Home Care)

MEDICAL AND DENTAL SCHOOL AFFILIATION

Medical Schools
Albany Medical College of Union University, Albany, NY
Boston University School of Medicine, Boston, MA
Brown University Division of Biological and Medical Sciences, Providence, RI
Dartmouth Medical School, Hanover, NH
Harvard Medical School, Boston, MA
Tufts University School of Medicine, Boston, MA

Dental Schools
Harvard School of Dental Medicine, Boston, MA
Tufts University School of Dental Medicine, Boston, MA

EMPLOYMENT

Total Full-Time Equivalent, FY 1975	8,313
Full-Time on Duty on June 30, 1975	
Physicians	294
Dentists	44
Nurses	1,188

OPERATING BEDS, June 30, 1975

VA Hospitals - All Bed Sections	4,915
Medical Bed Sections	2,177
Surgical Bed Sections	714
Psychiatric Bed Sections	2,024
VA Domiciliaries	-
VA Nursing Homes	440

SERVICES, FY 1975

Inpatients Treated (Episodes of Care)	
VA Hospitals	45,793
Non-VA (Contract) Hospitals	774
VA Domiciliaries	-
VA Nursing Homes	675
Community (Contract Nursing Homes)	1,005
State Homes (Domiciliary, Nursing Homes, and Hospital Care)	3,469

Outpatient Medical Care Visits	
Total	921,816
VA Staff	824,400
Fee Basis	97,416

Dental Care Visits	
Total	86,319
VA Inpatient	30,685
VA Outpatient	36,966
Fee Basis	18,668

MEDICAL DISTRICT No.2

MOST OF NEW YORK; FOUR COUNTIES OF PENNSYLVANIA; ONE COUNTY OF MASSACHUSETTS

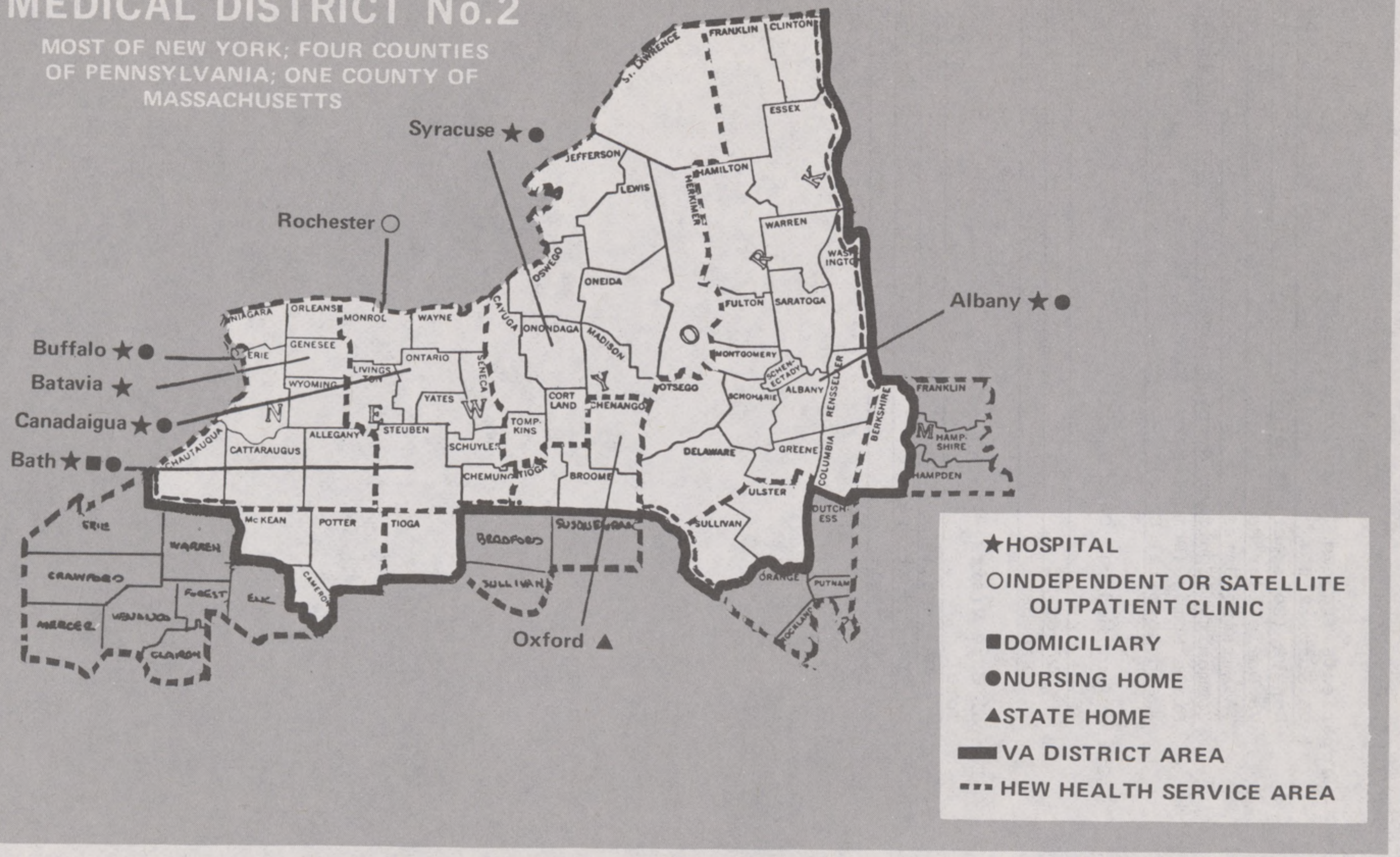

★HOSPITAL

○INDEPENDENT OR SATELLITE OUTPATIENT CLINIC

■DOMICILIARY

●NURSING HOME

▲STATE HOME

▬VA DISTRICT AREA

▪▪▪ HEW HEALTH SERVICE AREA

MEDICAL DISTRICT NO. 2

VETERAN POPULATION (in thousands)

	Age			
	Total	Under 45	45-64	65 and Over
1971 - Actual	898	405	428	65
1975 - Actual	909	356	483	70
1980 - Projected	879	293	495	91
1985 - Projected	830	266	416	148

VA HEALTH CARE FACILITIES

Hospitals - Affiliated (Deans' Committee)
Albany, NY
Batavia, NY
Bath, NY
Buffalo, NY
Canandaigua, NY (Psychiatric Hospital)
Syracuse, NY

Hospitals-Nonaffiliated (No Deans' Committee)
None

Domiciliaries
Bath, NY

Nursing Homes
Albany, NY
Bath, NY
Buffalo, NY
Candaigua, NY
Syracuse, NY

Independent or Satellite Outpatient Clinics
Rochester, NY

STATE VETERANS HOME FACILITIES

State Homes
Oxford, NY (Domiciliary and Nursing Home Care)

MEDICAL AND DENTAL SCHOOL AFFILIATION

Medical Schools
Albany Medical College of Union University, Albany, NY
State University of New York School of Medicine, Buffalo, NY
State University of New York School of Medicine, Syracuse, NY
University of Rochester School of Medicine and Dentistry, Rochester, NY

Dental Schools
State University of New York School of Dentistry, Buffalo, NY

EMPLOYMENT

Total Full-Time Equivalent, FY 1975	5,962
Full-Time on Duty on June 30, 1975	
Physicians	170
Dentists	28
Nurses	818

OPERATING BEDS, June 30, 1975

VA Hospitals - All Bed Sections	3,533
Medical Bed Sections	1,903
Surgical Bed Sections	644
Psychiatric Bed Sections	986
VA Domiciliaries	660
VA Nursing Homes	456

SERVICES, FY 1975

Inpatients Treated (Episodes of Care)	
VA Hospitals	31,057
Non-VA (Contract) Hospitals	392
VA Domiciliaries	1,087
VA Nursing Homes	782
Community (Contract Nursing Homes)	158
State Homes (Domiciliary, Nursing Homes, and Hospital Care)	101
Outpatient Medical Care Visits	
Total	472,610
VA Staff	394,310
Fee Basis	78,300
Dental Care Visits	
Total	64,959
VA Inpatient	27,107
VA Outpatient	17,588
Fee Basis	20,264

MEDICAL DISTRICT No.3

CONNECTICUT; METROPOLITAN NEW YORK CITY AREA;
TWO COUNTIES OF MASSACHUSETTS;
PUERTO RICO

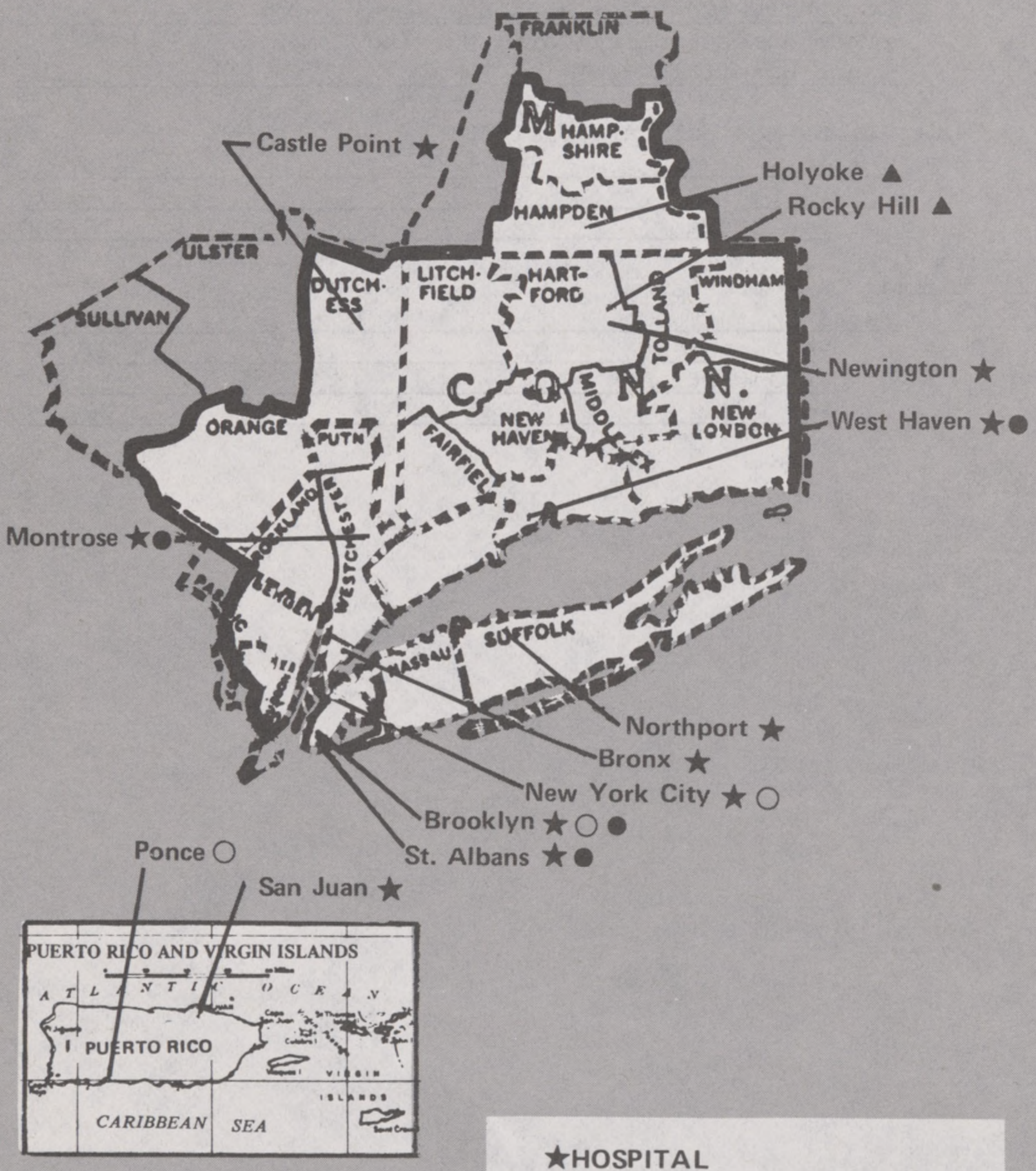

★HOSPITAL

○INDEPENDENT OR SATELLITE OUTPATIENT CLINIC

■DOMICILIARY

●NURSING HOME

▲STATE HOME

▬VA DISTRICT AREA

◂▪▪▪HEW HEALTH SERVICE AREA

MEDICAL DISTRICT NO. 3

VETERAN POPULATION (in thousands)*

	Age			
	Total	Under 45	45-64	65 and Over
1971 - Actual	2,319	989	1,028	151
1975 - Actual	2,356	874	1,159	165
1980 - Projected	2,311	733	1,194	217
1985 - Projected	2,204	678	1,015	351

* Veterans residing in Puerto Rico are included in the total column but not in the columns showing the age distribution.

VA HEALTH CARE FACILITIES

Hospitals - Affiliated (Deans' Committee)
Bronx, NY
Brooklyn, NY
Montrose, NY (Psychiatric Hospital)
New York, NY
Newington, CT
Northport, NY
St. Albans, NY
San Juan, PR
West Haven, CT

Hospitals-Nonaffiliated (No Deans' Committee)
Castle Point, NY

Domiciliaries
None

Nursing Homes
Brooklyn, NY
Montrose, NY
St. Albans, NY
West Haven, CT

Independent or Satellite Outpatient Clinics
Brooklyn, NY
New York, NY
Ponce, PR

STATE VETERANS HOME FACILITIES

State Homes
Holyoke, MA (Domiciliary, Nursing Home and Hospital Care)
Rocky Hill, CT (Domiciliary and Hospital Care)

MEDICAL AND DENTAL SCHOOL AFFILIATION

Medical Schools
Mount Sinai School of Medicine of the City University of New York, New York, NY
New York Medical College, New York, NY
New York University School of Medicine, New York, NY
University of Connecticut School of Dental Medicine, Farmington, CT
State University of New York, Stony Brook, NY
University of Connecticut School of Medicine, Farmington, CT
University of Puerto Rico School of Medicine, San Juan, PR
Yale University School of Medicine, New Haven, CT

Dental Schools
Columbia University School of Dental and Oral Surgery, New York, NY
New York University College of Dentistry, New York, NY
State University of New York, Stony Brook, NY
University of Connecticut School of Dental Medicine, Farmington, CT
University of Puerto Rico School of Dentistry, San Juan, PR

EMPLOYMENT

Total Full-Time Equivalent, FY 1975	12,856

Full-Time on Duty on June 30, 1975

Physicians	502
Dentists	63
Nurses	1,718

OPERATING BEDS, June 30, 1975

VA Hospitals - All Bed Sections	7,099
Medical Bed Sections	3,240
Surgical Bed Sections	1,657
Psychiatric Bed Sections	2,202
VA Domiciliaries	-
VA Nursing Homes	459

SERVICES, FY 1975

Inpatients Treated (Episodes of Care)

VA Hospitals	86,368
Non-VA (Contract) Hospitals	7,441
VA Domiciliaries	-
VA Nursing Homes	585
Community (Contract Nursing Homes)	431
State Homes (Domiciliary, Nursing Homes, and Hospital Care)	3,766

Outpatient Medical Care Visits

Total	1,443,352
VA Staff	1,305,365
Fee Basis	137,987

Dental Care Visits

Total	155,395
VA Inpatient	71,835
VA Outpatient	61,728
Fee Basis	21,832

MEDICAL DISTRICT No.4

DELAWARE; THE EASTERN HALF OF PENNSYLVANIA;
PARTS OF MARYLAND AND NEW JERSEY

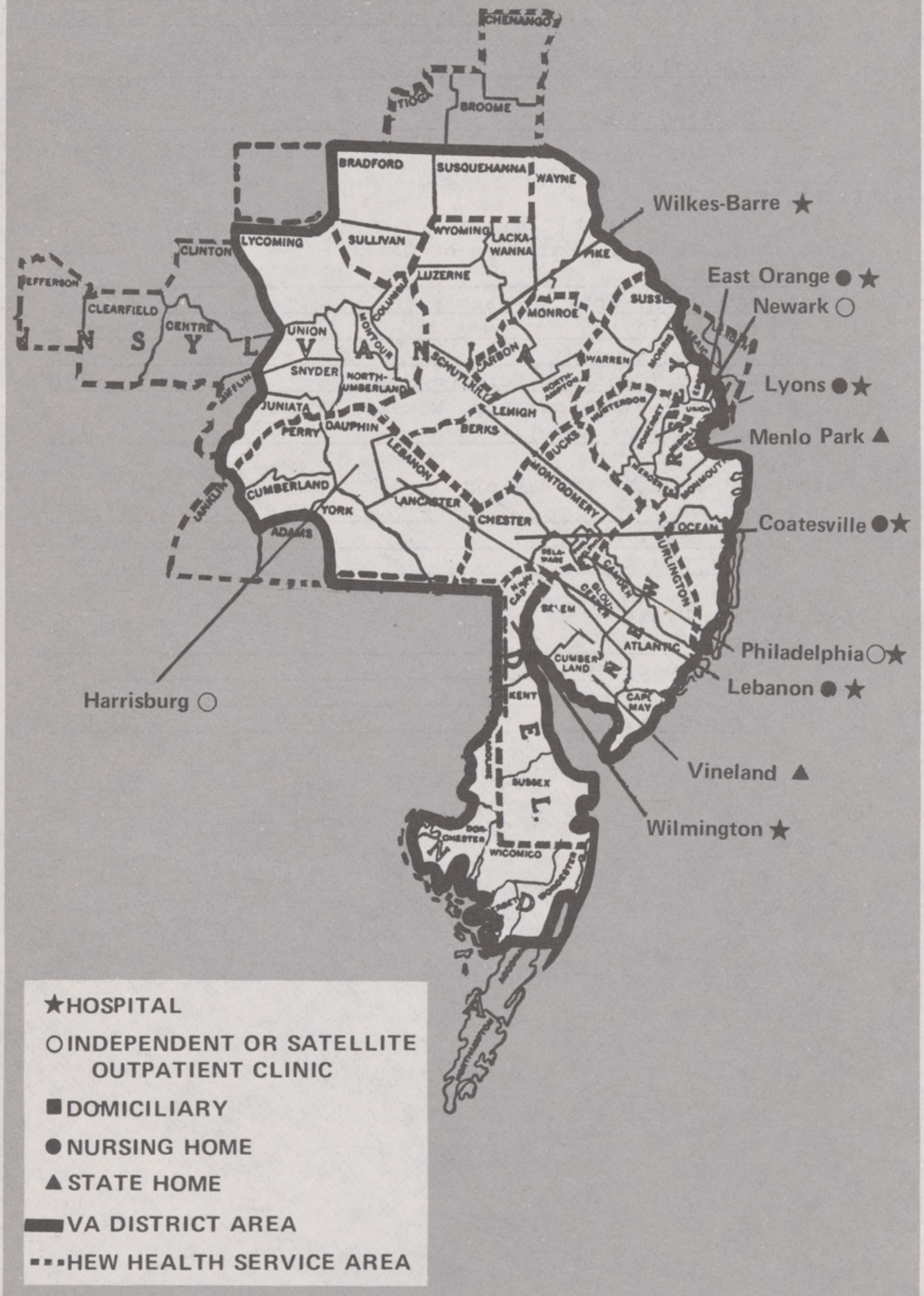

★HOSPITAL

○INDEPENDENT OR SATELLITE OUTPATIENT CLINIC

■DOMICILIARY

●NURSING HOME

▲STATE HOME

▬VA DISTRICT AREA

▪▪▪HEW HEALTH SERVICE AREA

MEDICAL DISTRICT NO. 4

VETERAN POPULATION (in thousands)

	Age			
	Total	Under 45	45-64	65 and Over
1971 - Actual	2,209	1,018	1,049	142
1975 - Actual	2,253	928	1,169	156
1980 - Projected	2,179	788	1,182	209
1985 - Projected	2,119	751	1,023	345

VA HEALTH CARE FACILITIES

Hospitals - Affiliated (Deans' Committee)
Coatesville, PA (Psychiatric Hospital)
East Orange, NJ
Lyons, NJ (Psychiatric Hospital)
Philadelphia, PA
Wilkes-Barre, PA

Hospitals-Nonaffiliated (No Deans' Committee)
Lebanon, PA
Wilmington, DE

Domiciliaries
None

Nursing Homes
Coatesville, PA
East Orange, NJ
Lebanon, PA
Lyons, NJ

Independent or Satellite Outpatient Clinics
Harrisburg, PA
Newark, NJ
Philadelphia, PA

STATE VETERANS HOME FACILITIES

State Homes
Menlo Park, NJ (Domiciliary and Nursing Home Care)
Vineland, NJ (Domiciliary and Nursing Home Care)

MEDICAL AND DENTAL SCHOOL AFFILIATION

Medical Schools
College of Medicine and Dentistry of New Jersey, New Jersey Medical School, Newark, NJ
College of Medicine and Dentistry of New Jersey, Rutgers Medical School, Piscataway, NJ
Hahnemann Medical College, Philadelphia, PA
Jefferson Medical College of Thomas Jefferson University, Philadelphia, PA
Medical College of Pennsylvania, Philadelphia, PA
University of Pennsylvania School of Medicine, Philadelphia, PA

Dental Schools
College of Medicine and Dentistry of New Jersey, Newark, NJ
Fairleigh Dickinson University School of Dentistry, Hackensack, NJ
Temple University School of Dentistry, Philadelphia, PA
University of Pennsylvania School of Dental Medicine, Philadelphia, PA

EMPLOYMENT

Total Full-Time Equivalent, FY 1975	8,109

Full-Time on Duty on June 30, 1975

Physicians	301
Dentists	44
Nurses	1,089

OPERATING BEDS, June 30, 1975

VA Hospitals -	All Bed Sections	6,138
	Medical Bed Sections	2,648
	Surgical Bed Sections	753
	Psychiatric Bed Sections	2,737
VA Domiciliaries		-
VA Nursing Homes		300

SERVICES, FY 1975

Inpatients Treated (Episodes of Care)	
VA Hospitals	44,064
Non-VA (Contract) Hospitals	1,001
VA Domiciliaries	-
VA Nursing Homes	418
Community (Contract Nursing Homes)	1,137
State Homes (Domiciliary, Nursing Homes, and Hospital Care)	699
Outpatient Medical Care Visits	
Total	749,317
VA Staff	608,653
Fee Basis	140,664
Dental Care Visits	
Total	78,128
VA Inpatient	30,489
VA Outpatient	27,919
Fee Basis	19,720

MEDICAL DISTRICT No.5

PART OF WESTERN PENNSYLVANIA;
THE NORTHERN HALF OF
WEST VIRGINIA; PART OF EASTERN OHIO

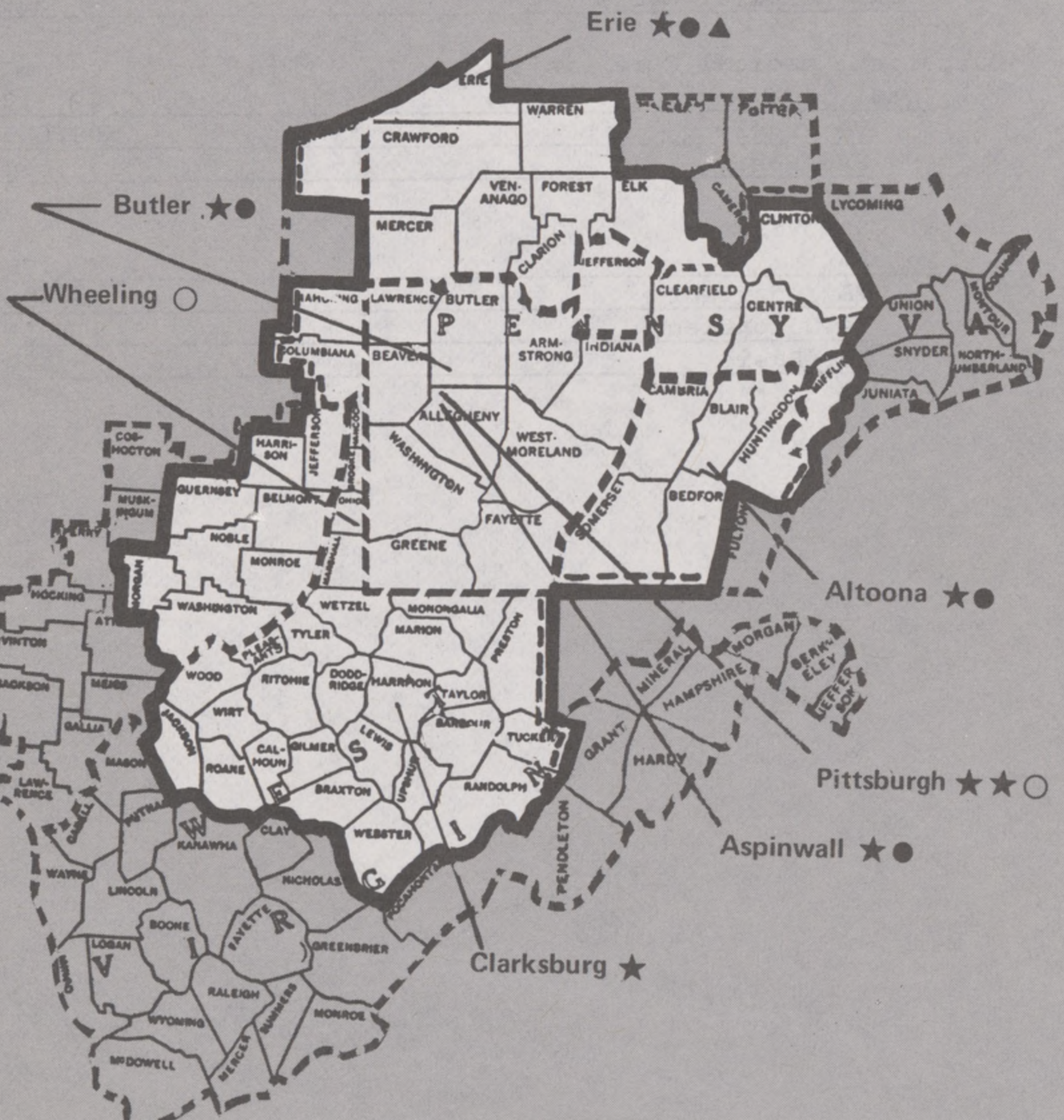

★ HOSPITAL

○ INDEPENDENT OR SATELLITE OUTPATIEND CLINIC

■ DOMICILIARY

● NURSING HOME

▲ STATE HOME

▬ VA DISTRICT AREA

‹ ‹ ‹ HEW HEALTH SERVICE AREA

MEDICAL DISTRICT NO. 5

VETERAN POPULATION (in thousands)

	Age			
	Total	Under 45	45-64	65 and Over
1971 - Actual	878	405	415	58
1975 - Actual	886	367	457	62
1980 - Projected	834	306	448	80
1985 - Projected	799	285	383	131

VA HEALTH CARE FACILITIES

Hospitals - Affiliated (Deans' Committee)
Aspinwall, PA
Clarksburg, WV
Pittsburgh, PA (University Drive C)
Pittsburgh, PA (Highland Drive) (Psychiatric Hospital)

Hospitals-Nonaffiliated (No Deans' Committee)
Altoona, PA
Butler, PA
Erie, PA

Domiciliaries
None

Nursing Homes
Altoona, PA
Aspinwall, PA
Butler, PA
Erie, PA

Independent or Satellite Outpatient Clinics
Pittsburgh, PA
Wheeling, WV

74-540 O - 76 - 3

STATE VETERANS HOME FACILITIES

State Homes
Erie, PA (Domiciliary and Nursing Home Care)

MEDICAL AND DENTAL SCHOOL AFFILIATION

Medical Schools
University of Pittsburgh School of Medicine, Pittsburgh, PA
West Virginia University School of Medicine, Morgantown, WV

Dental Schools
University of Pittsburgh School of Dental Science, Pittsburgh, PA

EMPLOYMENT

Total Full-Time Equivalent, FY 1975	4,076
Full-Time on Duty on June 30, 1975	
Physicians	106
Dentists	24
Nurses	595

OPERATING BEDS, June 30, 1975

VA Hospitals -	All Bed Sections	2,584
	Medical Bed Sections	1,465
	Surgical Bed Sections	475
	Psychiatric Bed Sections	644
VA Domiciliaries		-
VA Nursing Homes		372

SERVICES, FY 1975

Inpatients Treated (Episodes of Care)	
VA Hospitals	25,011
Non-VA (Contract) Hospitals	144
VA Domiciliaries	-
VA Nursing Homes	564
Community (Contract Nursing Homes)	410
State Homes (Domiciliary, Nursing Homes, and Hospital Care)	209

Outpatient Medical Care Visits	
Total	293,681
VA Staff	256,995
Fee Basis	36,686

Dental Care Visits	
Total	42,031
VA Inpatient	16,296
VA Outpatient	17,015
Fee Basis	8,720

MEDICAL DISTRICT No.6

MOST OF MARYLAND; SMALL PARTS
OF VIRGINIA, WEST VIRGINIA AND
PENNSYLVANIA

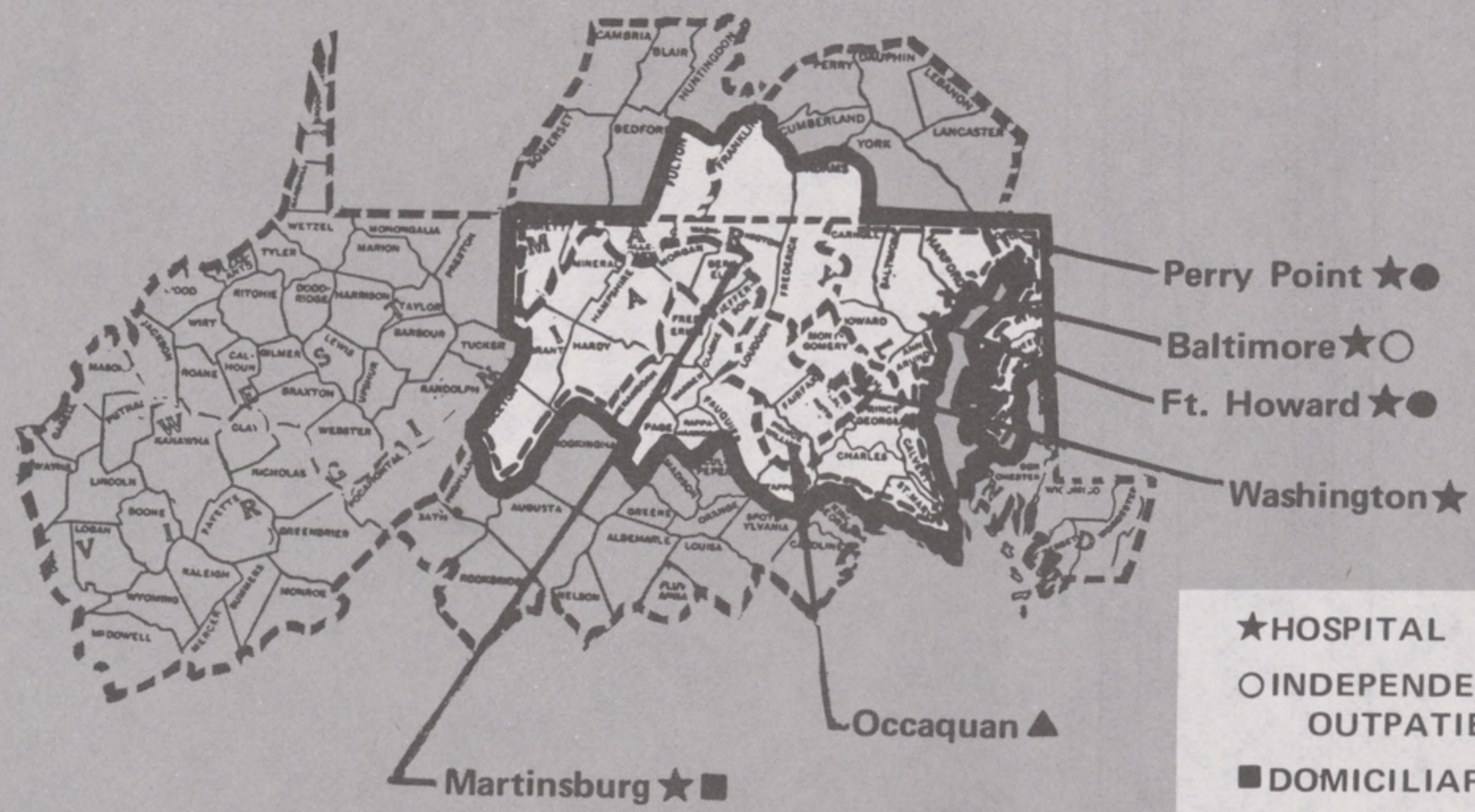

MEDICAL DISTRICT NO. 6

VETERAN POPULATION (in thousands)

	Age			
	Total	Under 45	45-64	65 and Over
1971 - Actual	860	429	379	52
1975 - Actual	902	403	439	60
1980 - Projected	909	356	466	87
1985 - Projected	899	341	419	139

VA HEALTH CARE FACILITIES

Hospitals - Affiliated (Deans' Committee)
Baltimore, MD
Ft. Howard, MD
Martinsburg, WV
Perry Point, MD (Psychiatric Hoapital)
Washington, DC

Hospitals-Nonaffiliated (No Deans' Committee)
None

Domiciliaries
Martinsburg, WV

Nursing Homes
Ft. Howard, MD
Perry Point, MD

Independent or Satellite Outpatient Clinics
Baltimore, MD

STATE VETERANS HOME FACILITIES

State Homes
Occaquan, VA (Domiciliary Care)

MEDICAL AND DENTAL SCHOOL AFFILIATION

Medical Schools
George Washington University School of Medicine, Washington, D.C.
Georgetown University School of Medicine, Washington, DC
Howard University College of Medicine, Washington, DC
Johns Hopkins University School of Medicine, Baltimore, MD
University of Maryland School of Medicine, Baltimore, MD

Dental Schools
Georgetown University School of Dentistry, Washington, DC
Howard University College of Dentistry, Washington, DC
University of Maryland School of Dentistry, Baltimore, MD

EMPLOYMENT

Total Full-time Equivalent, FY 1975	5,067

Full-Time on Duty on June 30, 1975

Physicians	195
Dentists	27
Nurses	632

OPERATING BEDS, June 30, 1975

VA Hospitals - All Bed Sections	2,885
Medical Bed Sections	1,715
Surgical Bed Sections	448
Psychiatric Bed Sections	722
VA Domiciliaries	550
VA Nursing Homes	111

SERVICES, FY 1975

Inpatients Treated (Episodes of Care)	
VA Hospitals	30,884
Non-VA (Contract) Hospitals	73
VA Domiciliaries	903
VA Nursing Homes	152
Community (Contract Nursing Homes)	665
State Homes (Domiciliary, Nursing Homes, and Hospital Care)	-
Outpatient Medical Care Visits	
Total	380,608
VA Staff	354,877
Fee Basis	25,731
Dental Care Visits	
Total	40,559
VA Inpatient	14,345
VA Outpatient	19,106
Fee Basis	7,108

MEDICAL DISTRICT No.7

MOST OF VIRGINIA; THE SOUTHERN HALF OF WEST VIRGINIA; PARTS OF NORTH CAROLINA, KENTUCKY AND OHIO

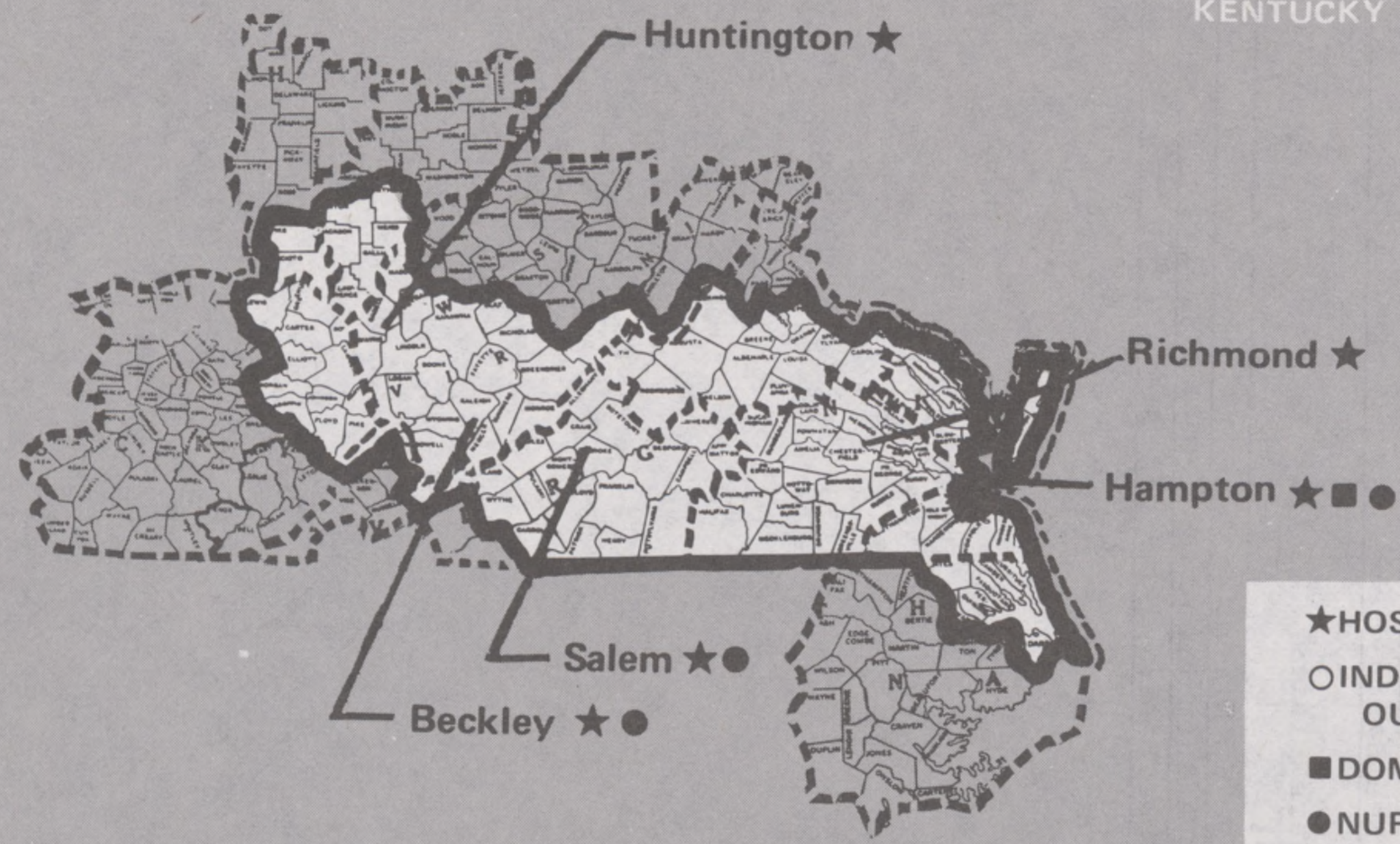

★HOSPITAL

○INDEPENDENT OR SATELLITE OUTPATIENT CLINIC

■DOMICILIARY

●NURSING HOME

▲STATE HOME

▬VA DISTRICT AREA

▪▪▪HEW HEALTH SERVICE AREA

MEDICAL DISTRICT NO. 7

VETERAN POPULATION (in thousands)

	Age			
	Total	Under 45	45-64	65 and Over
1971 - Actual	616	304	273	39
1975 - Actual	640	287	310	43
1980 - Projected	612	243	311	58
1985 - Projected	586	221	269	96

VA HEALTH CARE FACILITIES

Hospitals - Affiliated (Deans' Committee)
Beckley, WV
Hampton, VA
Huntington, WV
Richmond, VA
Salem, VA

Hospitals-Nonaffiliated (No Deans' Committee)
None

Domiciliaries
Hampton, VA

Nursing Homes
Beckley, WV
Hampton, VA
Salem, VA

Independent or Satellite Outpatient Clinics
None

STATE VETERANS HOME FACILITIES

State Homes
None

MEDICAL AND DENTAL SCHOOL AFFILIATION

Medical Schools
Eastern Virginia Medical School, Norfolk, VA
Marshall University School of Medicine, Huntington, WV
Medical College of Virginia, Richmond, VA
University of Virginia School of Medicine,
Charlottesville, VA

Dental Schools
Medical College of Virginia, Richmond, VA
University of Kentucky College of Dentistry,
Lexington, KY

EMPLOYMENT

Total Full-Time Equivalent, FY 1975	4,980

Full-Time Duty on June 30, 1975

Physicians	178
Dentists	25
Nurses	670

OPERATING BEDS, June 30, 1975

VA Hospitals -	All Bed Sections	2,599
	Medical Bed Sections	1,430
	Surgical Bed Sections	473
	Psychiatric Bed Sections	696
VA Domiciliaries		750
VA Nursing Homes		183

SERVICES, FY 1975

Inpatients Treated (Episodes of Care)	
VA Hospitals	33,090
Non-VA (Contract) Hospitals	408
VA Domiciliaries	1,027
VA Nursing Homes	237
Community (Contract Nursing Homes)	635
State Homes (Domiciliary, Nursing Homes, and Hospital Care)	-
Outpatient Medical Care Visits	
Total	371,415
VA Staff	310,530
Fee Basis	60,885
Dental Care Visits	
Total	45,507
VA Inpatient	21,284
VA Outpatient	14,155
Fee Basis	10,068

MEDICAL DISTRICT No.8

MOST OF NORTH CAROLINA; PARTS OF EASTERN TENNESSEE, EASTERN KENTUCKY, WESTERN VIRGINIA, AND NOTHEASTERN SOUTH CAROLINA



★ HOSPITAL
○ INDEPENDENT OR SATELLITE OUTPATIENT CLINIC
■ DOMICILIARY
● NURSING HOME
▼ STATE HOME
▬ VA DISTRICT AREA
▪▪▪ HEW HEALTH SERVICE AREA

MEDICAL DISTRICT NO. 8

VETERAN POPULATION (in thousands)

	Age			
	Total	Under 45	45-64	65 and Over
1971 - Actual	708	360	307	41
1975 - Actual	736	341	352	43
1980 – Projected	689	282	351	56
1985 - Projected	664	253	313	98

VA HEALTH CARE FACILITIES

Hospitals - Affiliated (Deans' Committee)
Asheville, NC
Durham, NC
Fayetteville, NC
Mountain Home, TN

Hospitals-Nonaffiliated (No Deans' Committee)
Salisbury, NC (Psychiatric Hospital)

Domiciliaries
Mountain Home, TN

Nursing Homes
Asheville, NC
Fayetteville, NC
Mountain Home, TN
Salisbury, NC

Independent or Satellite Outpatient Clinics
Winston Salem, NC

STATE VETERANS HOME FACILITIES

State Homes
None

MEDICAL AND DENTAL SCHOOL AFFILIATION

Medical Schools
Duke University School of Medicine, Durham, NC
East Tennessee State University School of Medicine, Johnson City, TN
University of North Carolina School of Medicine, Chapel Hill, NC

Dental Schools

University of North Carolina School of Dentistry, Chapel Hill, NC

EMPLOYMENT

Total Full-Time Equivalent, FY 1975	4,658

Full-Time on Duty on June 30, 1975

Physicians	165
Dentists	20
Nurses	696

OPERATING BEDS, June 30, 1975

VA Hospitals - All Bed Sections	2,811
Medical Bed Sections	1,298
Surgical Bed Sections	647
Psychiatric Bed Sections	866
VA Domiciliaries	935
VA Nursing Homes	272

SERVICES, FY 1975

Inpatients Treated (Episodes of Care)	
VA Hospitals	36,845
Non-VA (Contract) Hospitals	171
VA Domiciliaries	2,116
VA Nursing Homes	399
Community (Contract Nursing Homes)	730
State Homes (Domiciliary, Nursing Homes, and Hospital Care)	-
Outpatient Medical Care Visits	
Total	341,953
VA Staff	291,802
Fee Basis	50,151
Dental Care Visits	
Total	53,955
VA Inpatient	23,381
VA Outpatient	10,930
Fee Basis	19,644

MEDICAL DISTRICT No.9

MOST OF GEORGIA AND SOUTH CAROLINA;
ONE COUNTY OF NORTH CAROLINA

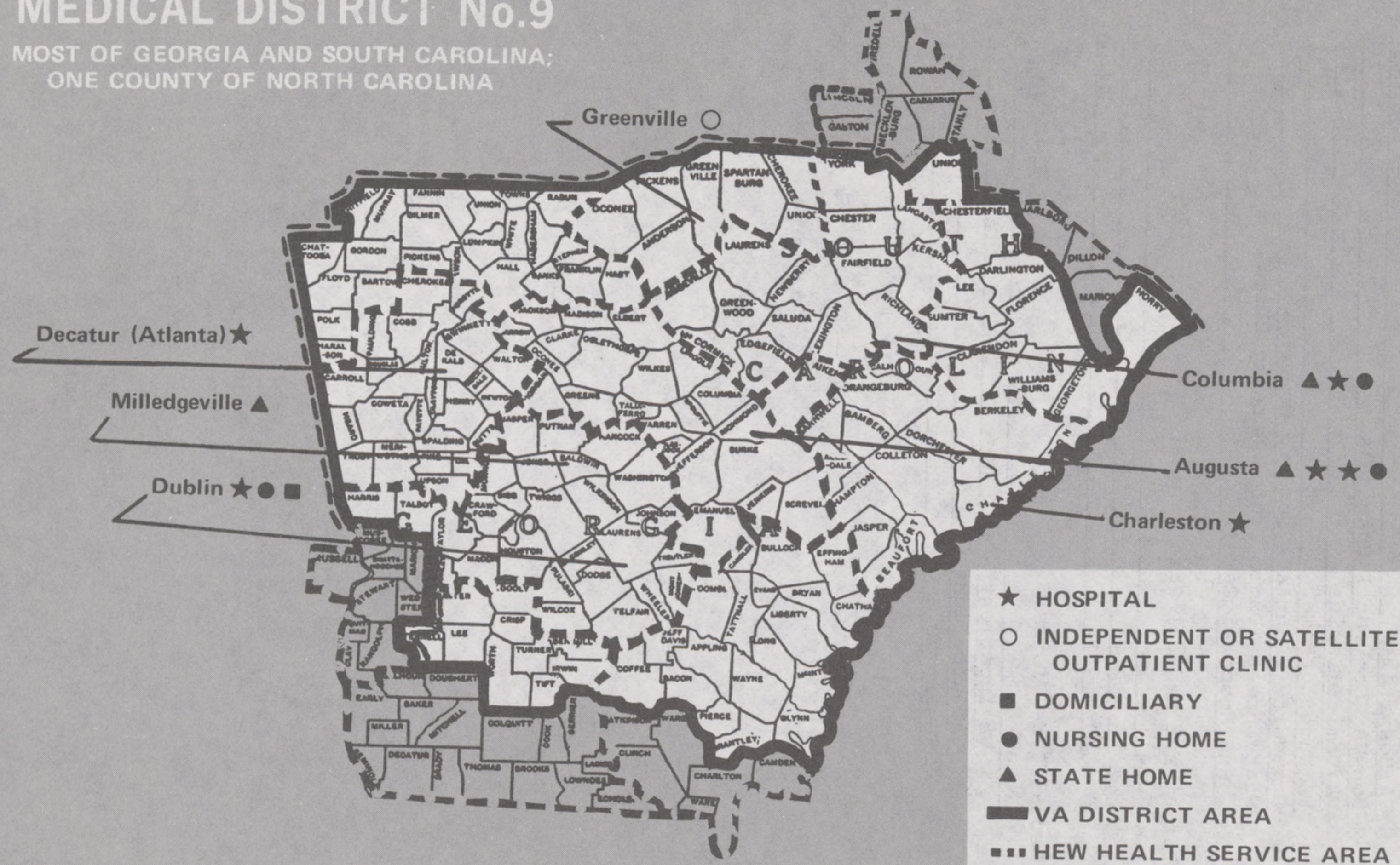

MEDICAL DISTRICT NO. 9

VETERAN POPULATION (in thousands)

	Age			
	Total	Under 45	45-64	65 and Over
1971 - Actual	875	465	364	46
1975 - Actual	932	456	425	51
1980 - Projected	860	363	427	70
1985 - Projected	823	314	389	120

VA HEALTH CARE FACILITIES

Hospitals - Affiliated (Deans' Committee)
Augusta, GA (Forest Hills)
Augusta, GA (Lenwood) (Psychiatric Hospital)
Charleston, SC
Columbia, SC
Decatur, GA

Hospitals-Nonaffiliated (No Deans' Committee)
Dublin, GA

Domiciliaries
Dublin, GA

Nursing Homes
Augusta, GA (Lenwood)
Columbia, SC
Dublin, GA

Independent or Satellite Outpatient Clinics
Greenville, SC

74-540 O - 76 - 4

STATE VETERANS HOME FACILITIES

State Homes
Augusta, GA (Nursing Home Care)
Columbia, SC (Nursing Home Care)
Milledgeville, GA (Domiciliary and Nursing Home Care)

MEDICAL AND DENTAL SCHOOL AFFILIATION

Medical Schools
Emory University School of Medicine, Atlanta, GA
Medical College of Georgia, Augusta, GA
Medical University of South Carolina College of Medicine, Charleston, SC

Dental Schools
Emory University School of Dentistry, Atlanta, GA
Medical College of Georgia School of Dentistry, Augusta, GA
Medical University of South Carolina College of Dental Medicine, Charleston, SC

EMPLOYMENT

Total Full-Time Equivalent, FY 1975	4,983
Full-Time on Duty on June 30, 1975	
Physicians	177
Dentists	25
Nurses	739

OPERATING BEDS, June 30, 1975

VA Hospitals - All Bed Sections	3,135
Medical Bed Sections	1,470
Surgical Bed Sections	833
Psychiatric Bed Sections	832
VA Domiciliaries	407
VA Nursing Homes	198

SERVICES, FY 1975

Inpatients Treated (Episodes of Care)	
VA Hospitals	40,581
Non-VA (Contract) Hospitals	297
VA Domiciliaries	822
VA Nursing Homes	306
Community (Contract Nursing Homes)	732
State Homes (Domiciliary, Nursing Homes, and Hospital Care)	2,087
Outpatient Medical Care Visits	
Total	406,742
VA Staff	322,514
Fee Basis	84,228
Dental Care Visits	
Total	53,292
VA Inpatient	18,586
VA Outpatient	14,882
Fee Basis	19,824

MEDICAL DISTRICT No.10

ALABAMA; MOST OF MISSISSIPPI;
PARTS OF GEORGIA, FLORIDA,
AND LOUISIANA



★ HOSPITAL
○ INDEPENDENT OR SATELLITE OUTPATIENT CLINIC
■ DOMICILIARY
● NURSING HOME
▲ STATE HOME
VA DISTRICT AREA
HEW HEALTH SERVICE AREA

MEDICAL DISTRICT NO. 10

VETERAN POPULATION (in thousands)

	Age			
	Total	Under 45	45-64	65 and Over
1971 - Actual	686	332	306	48
1975 - Actual	714	309	354	51
1980 - Projected	693	258	370	65
1985 - Projected	669	231	325	113

VA HEALTH CARE FACILITIES

Hospitals - Affiliated (Deans' Committee)
Biloxi, MS
Birmingham, AL
Gulfport, MS (Psychiatric Hospital)
Jackson, MS
Montgomery, AL
Tuscaloosa, AL (Psychiatric Hospital)
Tuskegee, AL

Hospitals-Nonaffiliated (No Deans' Committee)
None

Domiciliaries
Biloxi, MX

Nursing Homes
Biloxi, MS
Tuscaloosa, AL
Tuskegee, AL

Independent or Satellite Outpatient Clinics
Mobile, AL

STATE VETERANS HOME FACILITIES

State Homes
None

MEDICAL AND DENTAL SCHOOL AFFILIATION

Medical Schools
Louisiana University School of Medicine, New Orleans, LA
Tulane University School of Medicine, New Orleans, LA
University of Alabama School of Medicine, Birmingham, AL
University of Mississippi School of Medicine, Jackson, MS
University of South Alabama College of Medicine, Mobile, AL

Dental Schools
Meharry Medical College School of Dentistry, Nashville, TN
University of Alabama School of Dentistry, Birmingham, AL

EMPLOYMENT

Total Full-Time Equivalent, FY 1975	5,723

Full-Time on Duty on June 30, 1975

Physicians	109
Dentists	32
Nurses	765

OPERATING BEDS, June 30, 1975

VA Hospitals - All Bed Sections	3,740
Medical Bed Sections	1,509
Surgical Bed Sections	689
Psychiatric Bed Sections	1,542
VA Domiciliaries	681
VA Nursing Homes	213

SERVICES, FY 1975

Inpatients Treated (Episodes of Care)	
VA Hospitals	42,324
Non-VA (Contract) Hospitals	253
VA Domiciliaries	1,118
VA Nursing Homes	291
Community (Contract Nursing Homes)	507
State Homes (Domiciliary, Nursing Homes, and Hospital Care)	-
Outpatient Medical Care Visits	
Total	338,370
VA Staff	278,568
Fee Basis	59,802
Dental Care Visits	
Total	79,986
VA Inpatient	31,842
VA Outpatient	33,780
Fee Basis	14,364

MEDICAL DISTRICT No.11

MOST OF TENNESSEE AND KENTUCKY;
PARTS OF MISSISSIPPI, ARKANSAS AND
INDIANA

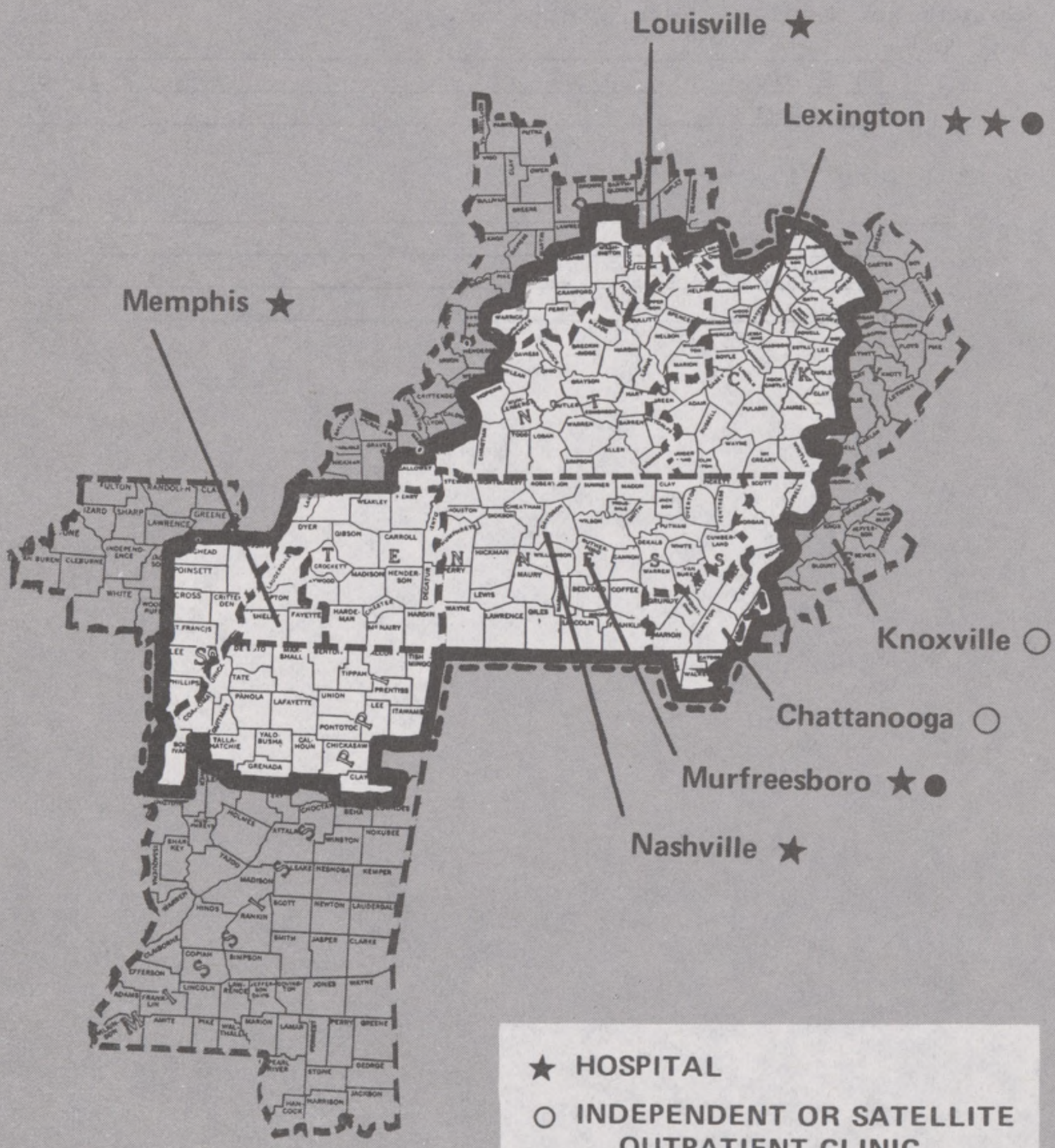

★ HOSPITAL

○ INDEPENDENT OR SATELLITE OUTPATIENT CLINIC

■ DOMICILIARY

● NURSING HOME

▲ STATE HOME

▬ VA DISTRICT AREA

▪▪ HEW HEALTH SERVICE AREA

MEDICAL DISTRICT NO. 11

VETERAN POPULATION (in thousands)

	Age			
	Total	Under 45	45-64	65 and Over
1971 - Actual	780	382	344	54
1975 - Actual	818	366	396	56
1980 - Projected	777	301	405	71
1985 - Projected	746	271	351	124

VA HEALTH CARE FACILITIES

Hospitals - Affiliated (Deans' Committee)
Lexington, KY (Cooper Drive)
Lexington, KY (Leestown)
Louisville, KY
Memphis, TN
Murfreesboro, TN (Psychiatric Hospital)
Nashville, TN

Hospitals-Nonaffiliated (No Deans' Committee)
None

Domiciliaries
None

Nursing Homes
Lexington, KY (Leestown)
Murfreesboro, TN

Independent or Satellite Outpatient Clinics
Chattanooga, TN
Knoxville, TN

STATE VETERANS HOME FACILITIES

State Homes
None

MEDICAL AND DENTAL SCHOOL AFFILIATION

Medical Schools
Meharry Medical College School of Medicine, Nashville, TN
University of Louisville School of Medicine, Louisville, KY
University of Kentucky College of Medicine, Lexington, KY
University of Tennessee College of Medicine, Memphis, TN
Vanderbilt University School of Medicine, Nashville, TN

Dental Schools
Meharry Medical College School of Dentistry, Nashville, TN
University of Kentucky College of Dentistry, Lexington, KY
University of Louisville School of Dentistry, Louisville, KY
University of Tennessee College of Dentistry, Memphis, TN

EMPLOYMENT

Total Full-Time Equivalent, FY 1975	6,165

Full-Time on Duty on June 30, 1975

Physicians	150
Dentists	27
Nurses	950

OPERATING BEDS, June 30, 1975

VA Hospitals -	All Bed Sections	3,745
	Medical Bed Sections	1,874
	Surgical Bed Sections	751
	Psychiatric Bed Sections	1,120
VA Domiciliaries		-
VA Nursing Homes		148

SERVICES, FY 1975

Inpatients Treated (Episodes of Care)	
VA Hospitals	48,145
Non-VA (Contract) Hospitals	369
VA Domiciliaries	-
VA Nursing Homes	248
Community (Contract Nursing Homes)	691
State Homes (Domiciliary, Nursing Homes and Hospital Care)	-

Outpatient Medical Care Visits	
Total	468,449
VA Staff	420,844
Fee Basis	47,605

Dental Care Visits	
Total	46,605
VA Inpatient	21,336
VA Outpatient	13,809
Fee Basis	11,460

MEDICAL DISTRICT No.12

MOST OF FLORIDA; THE SOUTHERN PART OF GEORGIA

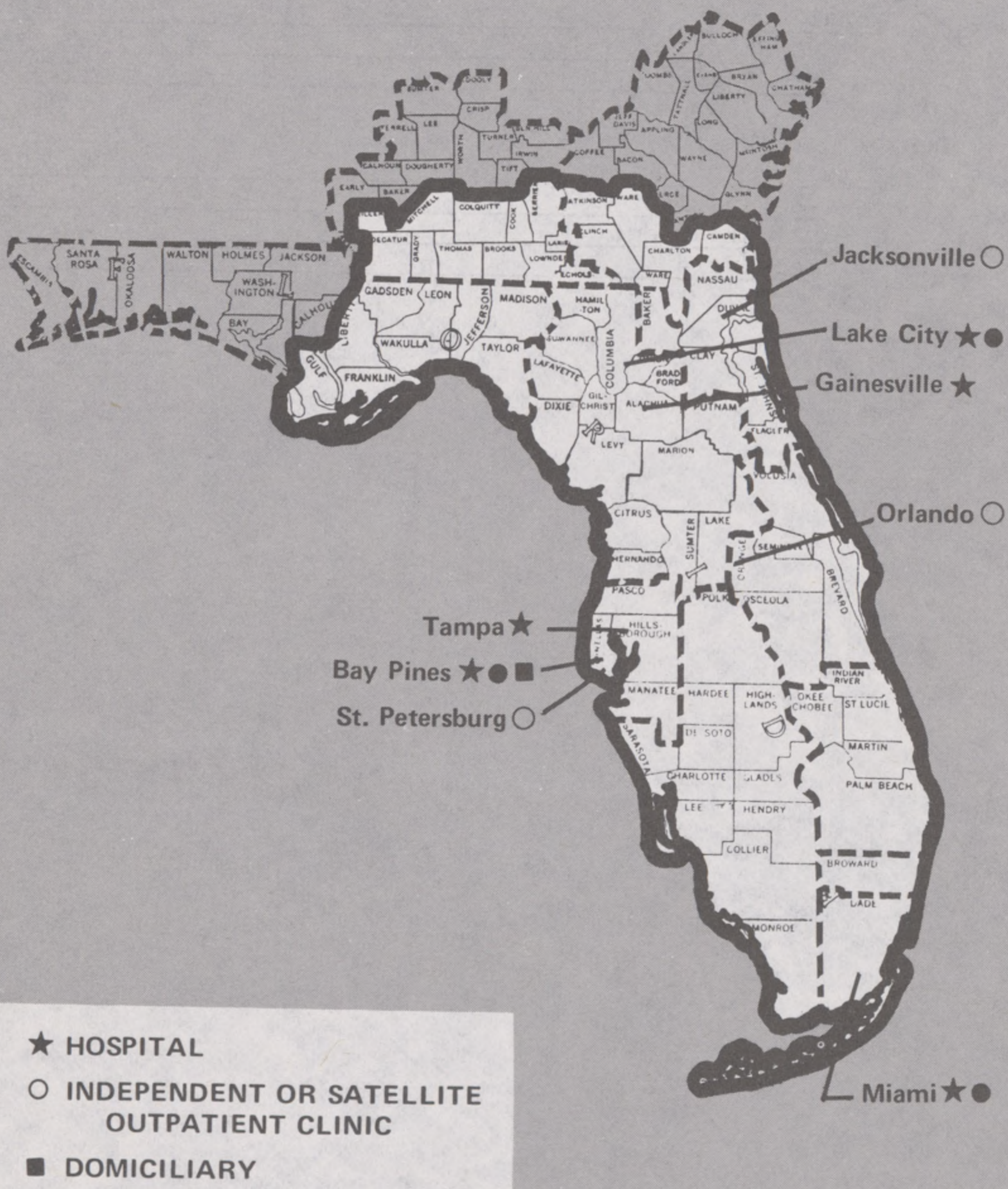

★ HOSPITAL

○ INDEPENDENT OR SATELLITE OUTPATIENT CLINIC

■ DOMICILIARY

● NURSING HOME

▲ STATE HOME

▬ VA DISTRICT AREA

▪▪▪ HEW HEALTH SERVICE AREA

MEDICAL DISTRICT NO. 12

VETERAN POPULATION (in thousands)

	Age			
	Total	Under 45	45-64	65 and Over
1971 - Actual	966	423	427	116
1975 - Actual	1,116	441	545	130
1980 - Projected	1,262	423	670	169
1985 - Projected	1,295	416	582	297

VA HEALTH CARE FACILITIES

Hospitals - Affiliated (Deans' Committee)
Gainesville, FL
Miami, FL
Tampa, FL

Hospitals-Nonaffiliated (No Deans' Committee)
Bay Pines, FL
Lake City, FL

Domiciliaries
Bay Pines, FL

Nursing Homes
Bay Pines, FL
Lake City, FL
Miami, FL

Independent or Satellite Outpatient Clinics
Jacksonville, FL
Orlando, FL
St. Petersburg, FL

STATE VETERANS HOME FACILITIES

State Homes
None

MEDICAL AND DENTAL SCHOOL AFFILIATION

Medical Schools
University of Florida College of Medicine, Gainesville, FL
University of Miami School of Medicine, Miami, FL
University of South Florida College of Medicine, Tampa, FL

Dental Schools
University of Florida College of Dentistry, Gainesville, FL

EMPLOYMENT

Total Full-Time Equivalent, FY 1975	6,272

Full-Time on Duty on June 30, 1975

Physicians	212
Dentists	38
Nurses	957

OPERATING BEDS, June 30, 1975

VA Hospitals - All Bed Sections	2,973
Medical Bed Sections	1,584
Surgical Bed Sections	889
Psychiatric Bed Sections	500
VA Domiciliaries	322
VA Nursing Homes	250

SERVICES, FY 1975

Inpatients Treated (Episodes of Care)	
VA Hospitals	53,777
Non-VA (Contract) Hospitals	2,849
VA Domiciliaries	586
VA Nursing Homes	474
Community (Contract Nursing Homes)	1,569
State Homes (Domiciliary, Nursing Homes, and Hospital Care)	-

Outpatient Medical Care Visits	
Total	758,694
VA Staff	578,675
Fee Basis	180,019

Dental Care Visits	
Total	72,644
VA Inpatient	19,782
VA Outpatient	32,602
Fee Basis	20,260

MEDICAL DISTRICT No.13

MOST OF OHIO; PARTS OF KENTUCKY AND INDIANA

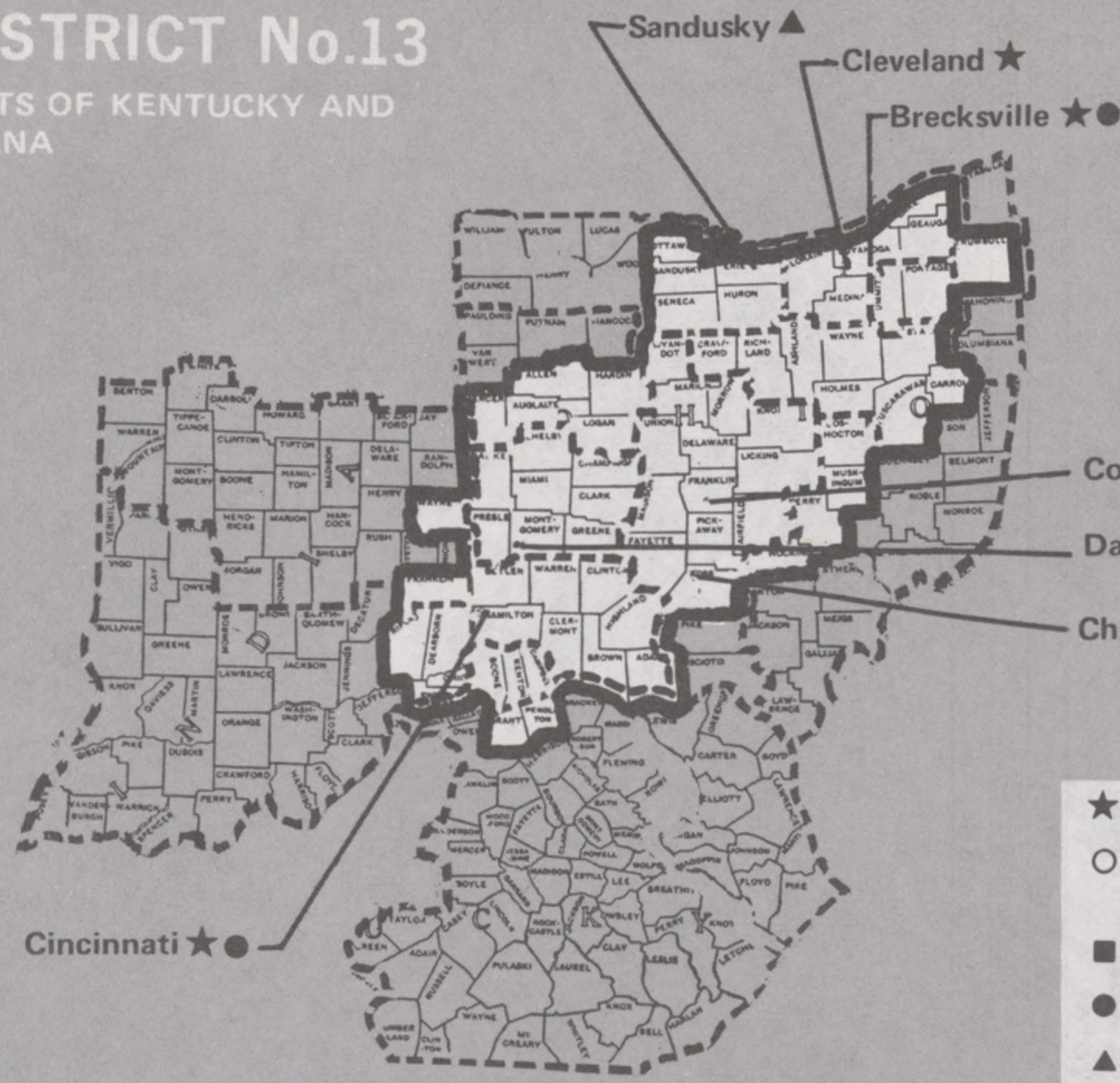

★ HOSPITAL

○ INDEPENDENT OR SATELLITE OUTPATIENT CLINIC

■ DOMICILIARY

● NURSING HOME

▲ STATE HOME

▬ VA DISTRICT AREA

▪▪▪ HEW HEALTH SERVICE AREA

MEDICAL DISTRICT NO. 13

VETERAN POPULATION (in thousands)

	Age			
	Total	Under 45	45-64	65 and Over
1971 - Actual	1,280	624	579	77
1975 - Actual	1,287	567	638	82
1980 - Projected	1,232	491	632	109
1985 - Projected	1,205	470	561	174

VA HEALTH CARE FACILITIES

Hospitals - Affiliated (Deans' Committee)
Brecksville, OH (Psychiatric Hospital)
Cincinnati, OH
Cleveland, OH
Dayton, OH

Hospitals-Nonaffiliated (No Deans' Committee)
Chillicothe, OH (Psychiatric Hospital)

Domiciliaries
Dayton, OH

Nursing Homes
Brecksville, OH
Chillicothe, OH
Cincinnati, OH
Dayton, OH

Independent or Satellite Outpatient Clinics
Columbus, OH

STATE VETERANS HOME FACILITIES

State Homes
Sandusky, OH (Domiciliary Care)

MEDICAL AND DENTAL SCHOOL AFFILIATION

Medical Schools
Case Western Reserve University School of Medicine, Cleveland, OH
Ohio State University College of Medicine, Columbus, OH
University of Cincinnati College of Medicine, Cincinnati, OH
Wright State University School of Medicine, Dayton, OH

Dental Schools
Case Western Reserve University School of Dentistry, Cleveland, OH
Ohio State University College of Dentistry, Columbus, Ohio

EMPLOYMENT

Total Full-Time Equivalent, FY 1975	6,662

Full-Time on Duty on June 30, 1975

Physicians	173
Dentists	29
Nurses	821

OPERATING BEDS, June 30, 1975

VA Hospitals - All Bed Sections	4,168
Medical Bed Sections	1,845
Surgical Bed Sections	713
Psychiatric Bed Sections	1,610
VA Domiciliaries	840
VA Nursing Homes	705

SERVICES, FY 1975

Inpatients Treated (Episodes of Care)	
VA Hospitals	35,806
Non-VA (Contract) Hospitals	657
VA Domiciliaries	1,769
VA Nursing Homes	1,066
Community (Contract Nursing Homes)	966
State Homes (Domiciliary, Nursing Homes, and Hospital Care)	888
Outpatient Medical Care Visits	
Total	443,621
VA Staff	351,081
Fee Basis	92,540
Dental Care Visits	
Total	68,562
VA Inpatient	26,836
VA Outpatient	16,502
Fee Basis	25,224

MEDICAL DISTRICT No.14

MOST OF MICHIGAN; THREE COUNTIES OF OHIO

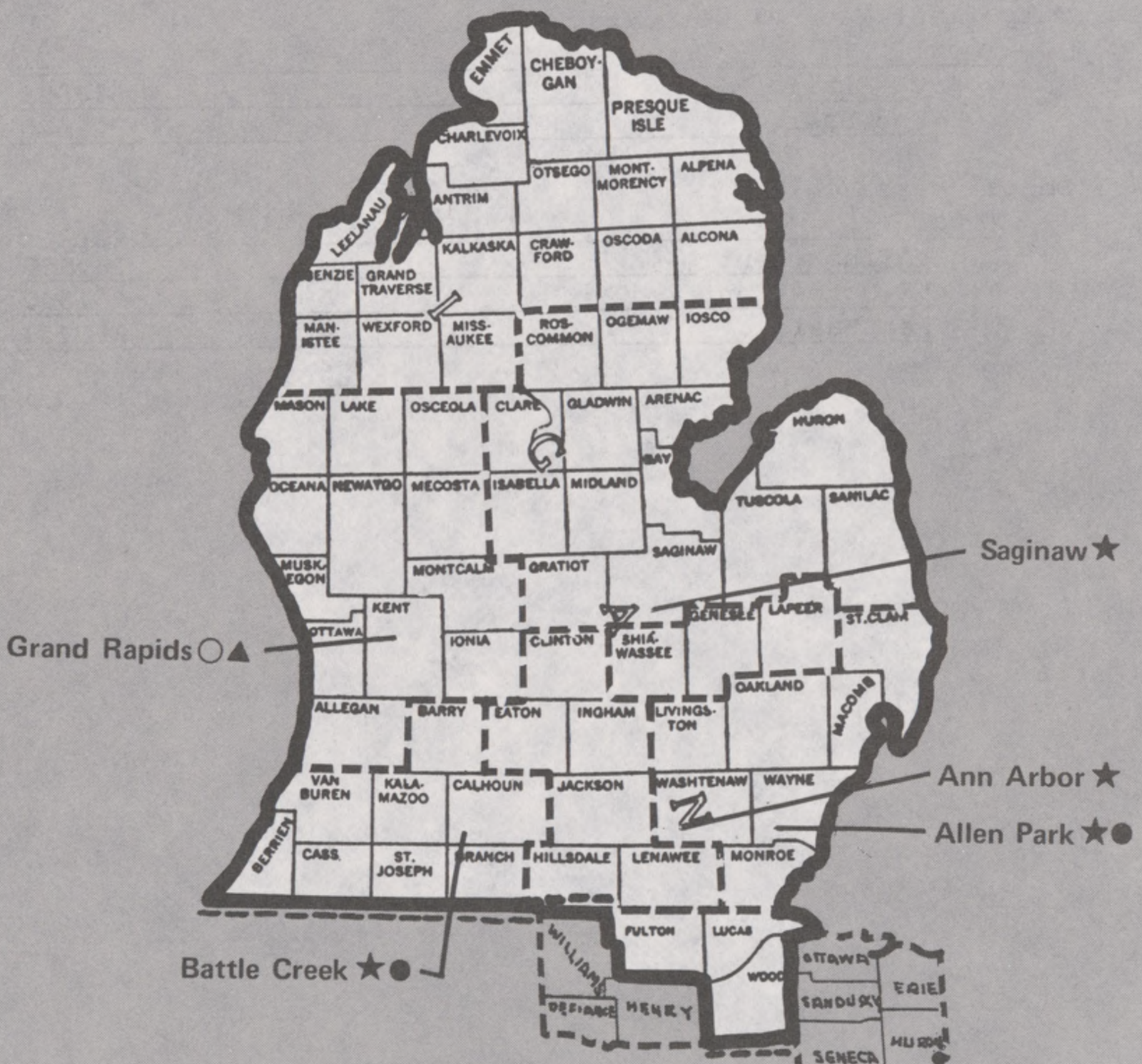

★ HOSPITAL

○ INDEPENDENT OR SATELLITE OUTPATIENT CLINIC

■ DOMICILIARY

● NURSING HOME

▲ STATE HOME

▬ VA DISTRICT AREA

▪▪▪ HEW HEALTH SERVICE AREA

MEDICAL DISTRICT NO. 14

VETERAN POPULATION (in thousands)

	Age			
	Total	Under 45	45-64	65 and Over
1971 - Actual	1,219	611	534	74
1975 - Actual	1,233	564	589	80
1980 - Projected	1,172	468	596	108
1985 - Projected	1,142	442	523	177

VA HEALTH CARE FACILITIES

Hospitals - Affiliated (Deans' Committee)
Allen Park, MI
Ann Arbor, MI

Hospitals-Nonaffiliated (No Deans' Committee)
Battle Creek, MI (Psychiatric Hospital)
Saginaw, MI

Domiciliaries
None

Nursing Homes
Allen Park, MI
Battle Creek, MI

Independent or Satellite Outpatient Clinics
Grand Rapids, MI

STATE VETERANS HOME FACILITIES

State Homes
Grand Rapids, MI (Domiciliary and Nursing Home Care)

MEDICAL AND DENTAL SCHOOL AFFILIATION

Medical Schools
University of Michigan Medical School, Ann Arbor, MI
Wayne State University School of Medicine, Detroit, MI

Dental Schools
University of Detroit School of Dentistry, Detroit, MI
University of Michigan Dental School, Ann Arbor, MI

EMPLOYMENT

Total Full-Time Equivalent, FY 1975	3,820
Full-Time on Duty on June 30, 1975	
Physicians	125
Dentists	18
Nurses	455

OPERATING BEDS, June 30, 1975

VA Hospitals - All Bed Sections	2,491
Medical Bed Sections	941
Surgical Bed Sections	411
Psychiatric Bed Sections	1,139
VA Domiciliaries	-
VA Nursing Homes	252

SERVICES, FY 1975

Inpatients Treated (Episodes of Care)	
VA Hospitals	25,806
Non-VA (Contract) Hospitals	451
VA Domiciliaries	-
VA Nursing Homes	326
Community (Contract Nursing Homes)	215
State Homes (Domiciliary, Nursing Homes, and Hospital Care)	839
Outpatient Medical Care Visits	
Total	344,495
VA Staff	271,035
Fee Basis	73,460
Dental Care Visits	
Total	48,225
VA Inpatient	12,183
VA Outpatient	11,526
Fee Basis	24,516

MEDICAL DISTRICT No.15

MOST OF INDIANA; PARTS OF ILLINOIS AND OHIO

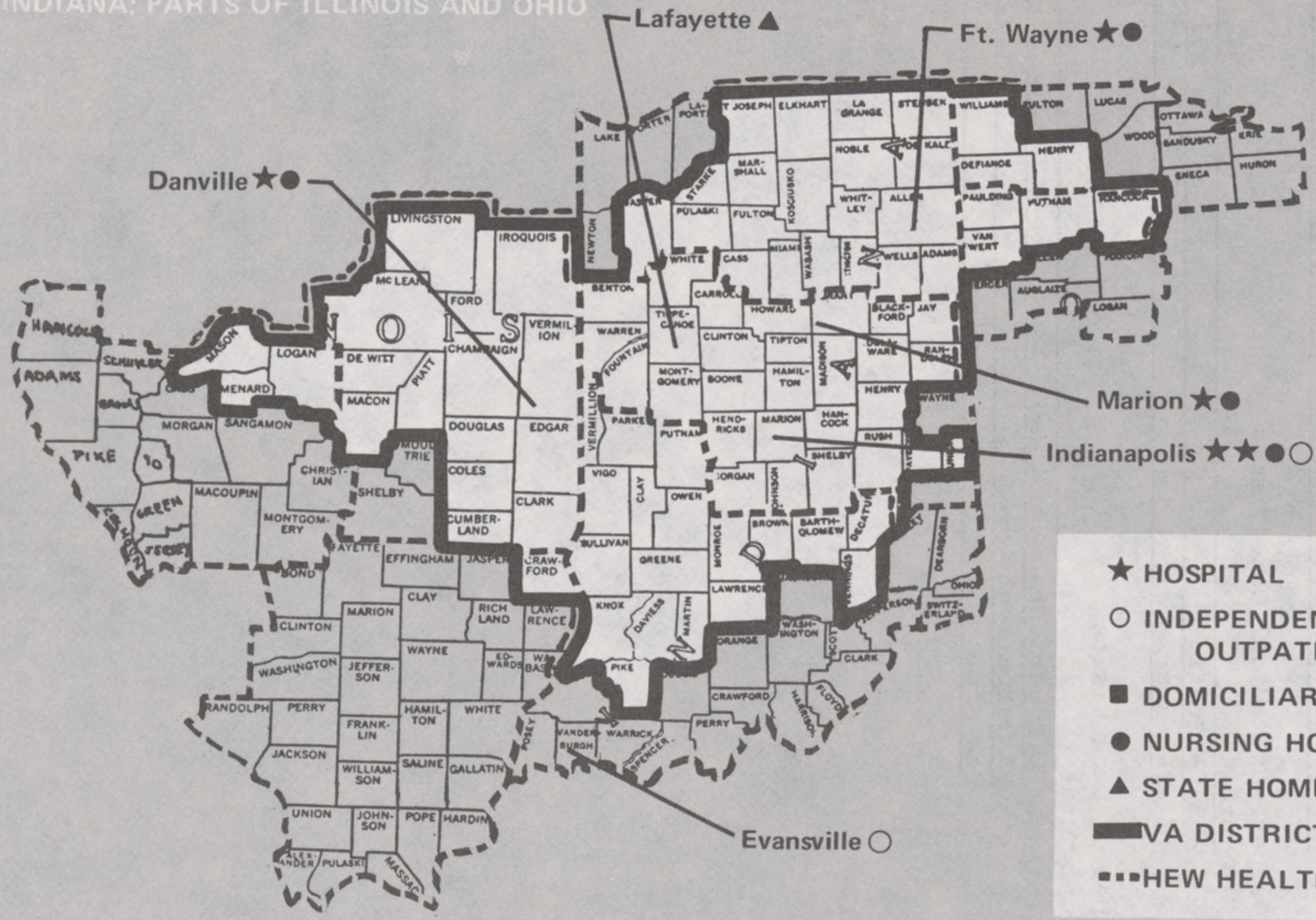

★ HOSPITAL

○ INDEPENDENT OR SATELLITE OUTPATIENT CLINIC

■ DOMICILIARY

● NURSING HOME

▲ STATE HOME

▬ VA DISTRICT AREA

▪▪▪ HEW HEALTH SERVICE AREA

MEDICAL DISTRICT NO. 15

VETERAN POPULATION (in thousands)

	Age			
	Total	Under 45	45-64	65 and Over
1971 - Actual	625	314	270	41
1975 - Actual	640	292	304	44
1980 - Projected	618	250	312	56
1985 - Projected	605	235	281	89

VA HEALTH CARE FACILITIES

Hospitals - Affiliated (Deans' Committee)
Danville, IL
Indianapolis, IN (Cold Spring Road)
Indianapolis, IN (Tenth Street)

Hospitals-Nonaffiliated (No Deans' Committee)
Ft. Wayne, IN
Marion, IN (Psychiatric Hospital)

Domiciliaries
None

Nursing Homes
Danville, IL
Ft. Wayne, IN
Indianapolis, IN (Cold Spring Road)
Marion, IN

Independent or Satellite Outpatient Clinics
Evansville, IN
Indianapolis, IN

STATE VETERANS HOME FACILITIES

State Homes
Lafayette, IN (Domiciliary and Nursing Home Care)

MEDICAL AND DENTAL SCHOOL AFFILIATION

Medical Schools
Indiana University School of Medicine, Indianapolis, IN
University of Illionis College of Medicine, Chicago, IL

Dental Schools
Indiana University School of Dentistry, Indianapolis, IN

EMPLOYMENT

Total Full-Time Equivalent, FY 1975	4,164
Full-Time on Duty on June 30, 1975	
Physicians	97
Dentists	20
Nurses	529

OPERATING BEDS, June 30, 1975

VA Hospitals - All Bed Sections	3,279
Medical Bed Sections	1,650
Surgical Bed Sections	399
Psychiatric Bed Sections	1,230
VA Domiciliaries	-
VA Nursing Homes	289

SERVICES, FY 1975

Inpatients Treated (Episodes of Care)	
VA Hospitals	24,684
Non-VA (Contract) Hospitals	142
VA Domiciliaries	-
VA Nursing Homes	442
Community (Contract Nursing Homes)	326
State Homes (Domiciliary, Nursing Homes, and Hospital Care)	297
Outpatient Medical Care Visits	
Total	188,827
VA Staff	148,693
Fee Basis	40,134
Dental Care Visits	
Total	30,461
VA Inpatient	16,183
VA Outpatient	9,698
Fee Basis	4,580

MEDICAL DISTRICT No.16

MOST OF WISCONSIN; PARTS OF ILLINOIS AND MICHIGAN

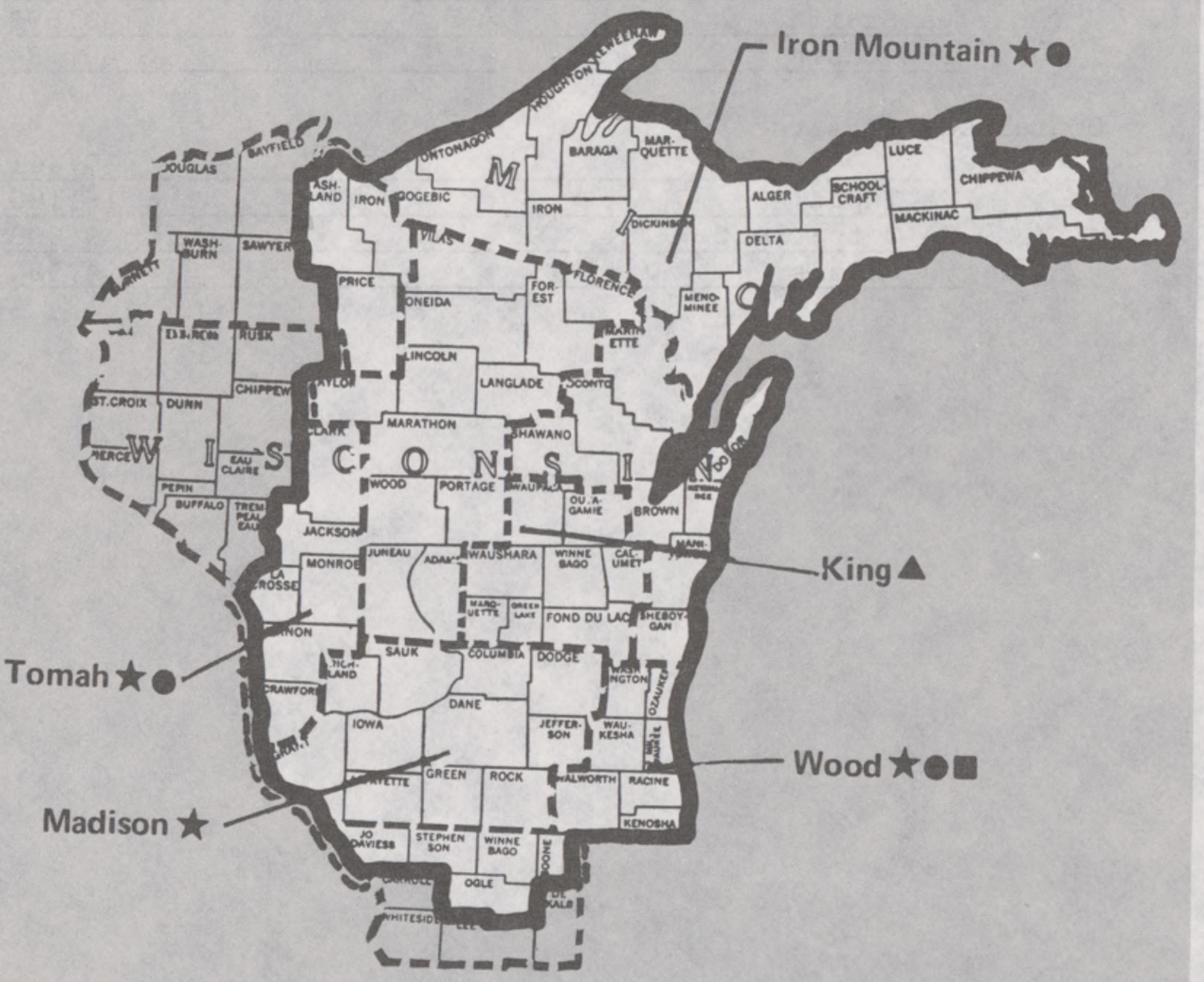

★ HOSPITAL

○ INDEPENDENT OR SATELLITE OUTPATIENT CLINIC

■ DOMICILIARY

● NURSING HOME

▲ STATE HOME

▬ VA DISTRICT AREA

▪▪▪ HEW HEALTH SERVICE AREA

MEDICAL DISTRICT NO. 16

VETERAN POPULATION (in thousands)

	Age			
	Total	Under 45	45-64	65 and Over
1971 - Actual	609	303	258	48
1975 - Actual	622	284	288	50
1980 - Projected	603	190	350	63
1985 - Projected	591	228	262	101

VA HEALTH CARE FACILITIES

Hospitals - Affiliated (Deans' Committee)
Madison, WI
Wood, WI

Hospitals-Nonaffiliated (No Deans' Committee)
Iron Mountain, MI
Tomah, WI (Psychiatric Hospital)

Domiciliaries
Wood, WI

Nursing Homes
Iron Mountain, MI
Tomah, WI
Wood, WI

Independent or Satellite Outpatient Clinics
None

STATE VETERANS HOME FACILITIES

State Homes
King, WI (Domiciliary, Nursing Home, and Hospital Care)

MEDICAL AND DENTAL SCHOOL AFFILIATION

Medical Schools
Medical College of Wisconsin, Milwaukee, WI
University of Wisconsin Medical School, Madison, WI

Dental Schools
Marquette University School of Dentistry, Milwaukee, WI

EMPLOYMENT

Total Full-Time Equivalent, FY 1975	4,111
Full-Time on Duty on June 30, 1975	
Physicians	140
Dentists	23
Nurses	493

OPERATING BEDS, June 30, 1975

VA Hospitals - All Bed Sections	2,361
Medical Bed Sections	1,268
Surgical Bed Sections	519
Psychiatric Bed Sections	574
VA Domiciliaries	853
VA Nursing Homes	340

SERVICES, FY 1975

Inpatients Treated (Episodes of Care)	
VA Hospitals	26,388
Non-VA (Contract) Hospitals	704
VA Domiciliaries	1,239
VA Nursing Homes	407
Community (Contract Nursing Homes)	536
State Homes (Domiciliary, Nursing Homes, and Hospital Care)	1,235
Outpatient Medical Care Visits	
Total	268,973
VA Staff	220,996
Fee Basis	47,977
Dental Care Visits	
Total	41,061
VA Inpatient	13,774
VA Outpatient	11,495
Fee Basis	15,792

MEDICAL DISTRICT No.17

THE CHICAGO AREA; THE NORTHWESTERN PART OF INDIANA

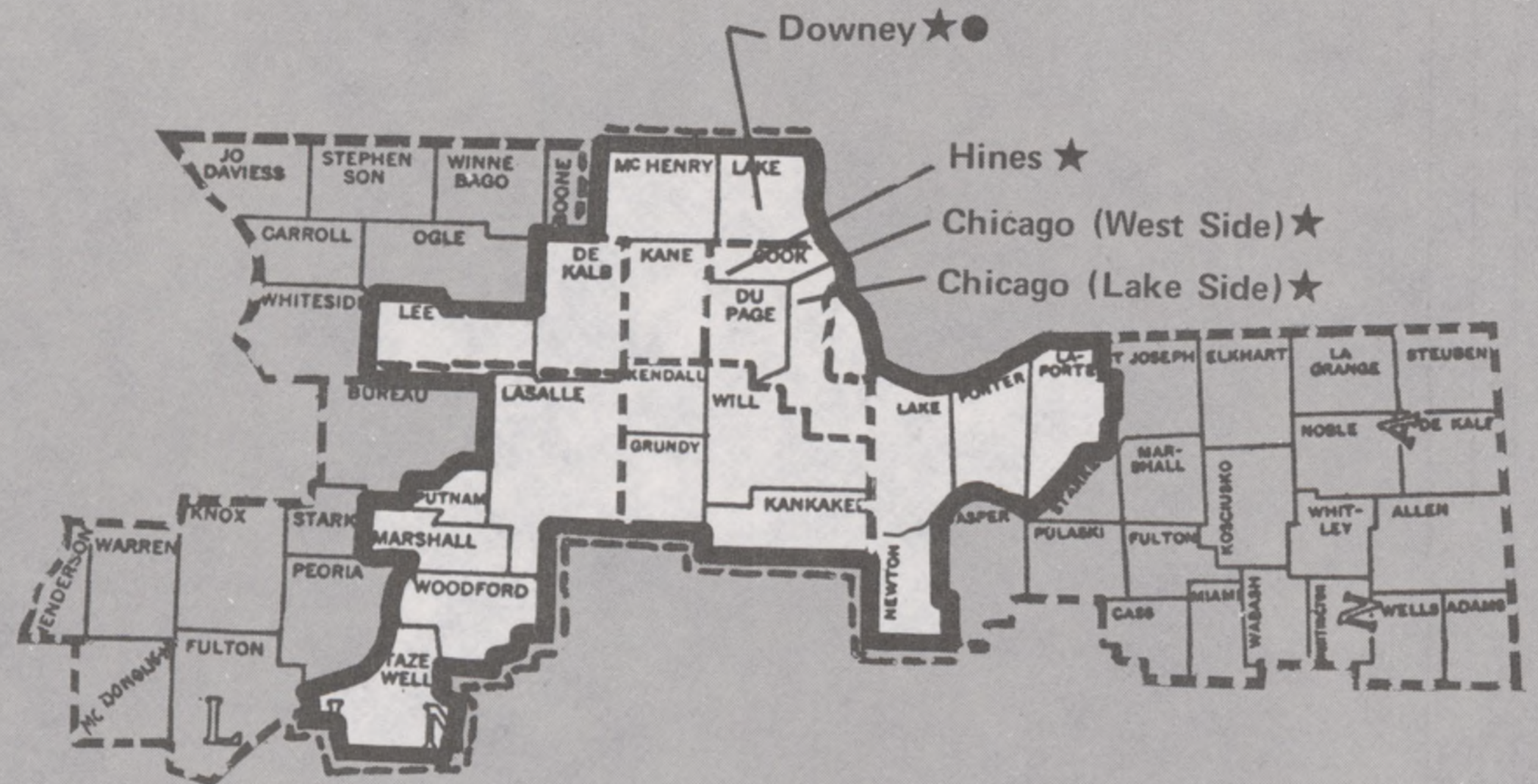

★ HOSPITAL

○ INDEPENDENT OR SATELLITE OUTPATIENT CLINIC

■ DOMICILIARY

● NURSING HOME

▲ STATE HOME

▬ VA DISTRICT AREA

▪▪▪ HEW HEALTH SERVICE AREA

MEDICAL DISTRICT NO. 17

VETERAN POPULATION (in thousands)

	Age			
	Total	Under 45	45-64	65 and Over
1971 - Actual	1,161	554	531	76
1975 - Actual	1,180	503	596	81
1980 - Projected	1,142	425	612	105
1985 - Projected	1,105	393	547	165

VA HEALTH CARE FACILITIES

Hospitals - Affiliated (Deans' Committee)
Chicago, IL (Lake Side)
Chicago, IL (West Side)
Downey, IL
Hines, IL

Hospitals-Nonaffiliated (No Deans' Committee)
None

Domiciliaries
None

Nursing Homes
Downey, IL

Independent or Satellite Outpatient Clinics
None

74-540 O - 76 - 6

STATE VETERANS HOME FACILITIES

State Homes
None

MEDICAL AND DENTAL SCHOOL AFFILIATION

Medical Schools
Loyola University of Chicago Stritch School of Medicine, Chicago, IL
Northwestern University Medical School, Chicago, IL
University of Health Sciences, Chicago Medical School, Chicago, IL
University of Illinois College of Medicine, Chicago, IL

Dental Schools
Loyola University of Chicago School of Dentistry, Chicago, IL
University of Illionis College of Dentistry, Chicago, IL

EMPLOYMENT

Total Full-Time Equivalent, FY 1975	7,346

Full-Time on Duty on June 30, 1975

Physicians	203
Dentists	28
Nurses	946

OPERATING BEDS, June 30, 1975

VA Hospitals - All Bed Sections	4,234
Medical Bed Sections	1,969
Surgical Bed Sections	948
Psychiatric Bed Sections	1,317
VA Domiciliaries	-
VA Nursing Homes	190

SERVICES, FY 1975

Inpatients Treated (Episodes of Care)	
VA Hospitals	
Non-VA (Contract) Hospitals	52,483
VA Domiciliaries	404
VA Nursing Homes	-
Community (Contract Nursing Homes)	278
State Homes (Domiciliary, Nursing Homes and Hospital Care)	1,265
Outpatient Medical Care Visits	
Total	568,436
VA Staff	533,802
Fee Basis	34,634
Dental Care Visits	
Total	65,305
VA Inpatient	24,743
VA Outpatient	23,934
Fee Basis	16,628

MEDICAL DISTRICT No.18

MINNESOTA; MOST OF NORTH DAKOTA; THE EASTERN HALF OF SOUTH DAKOTA; PARTS OF WISCONSIN AND IOWA

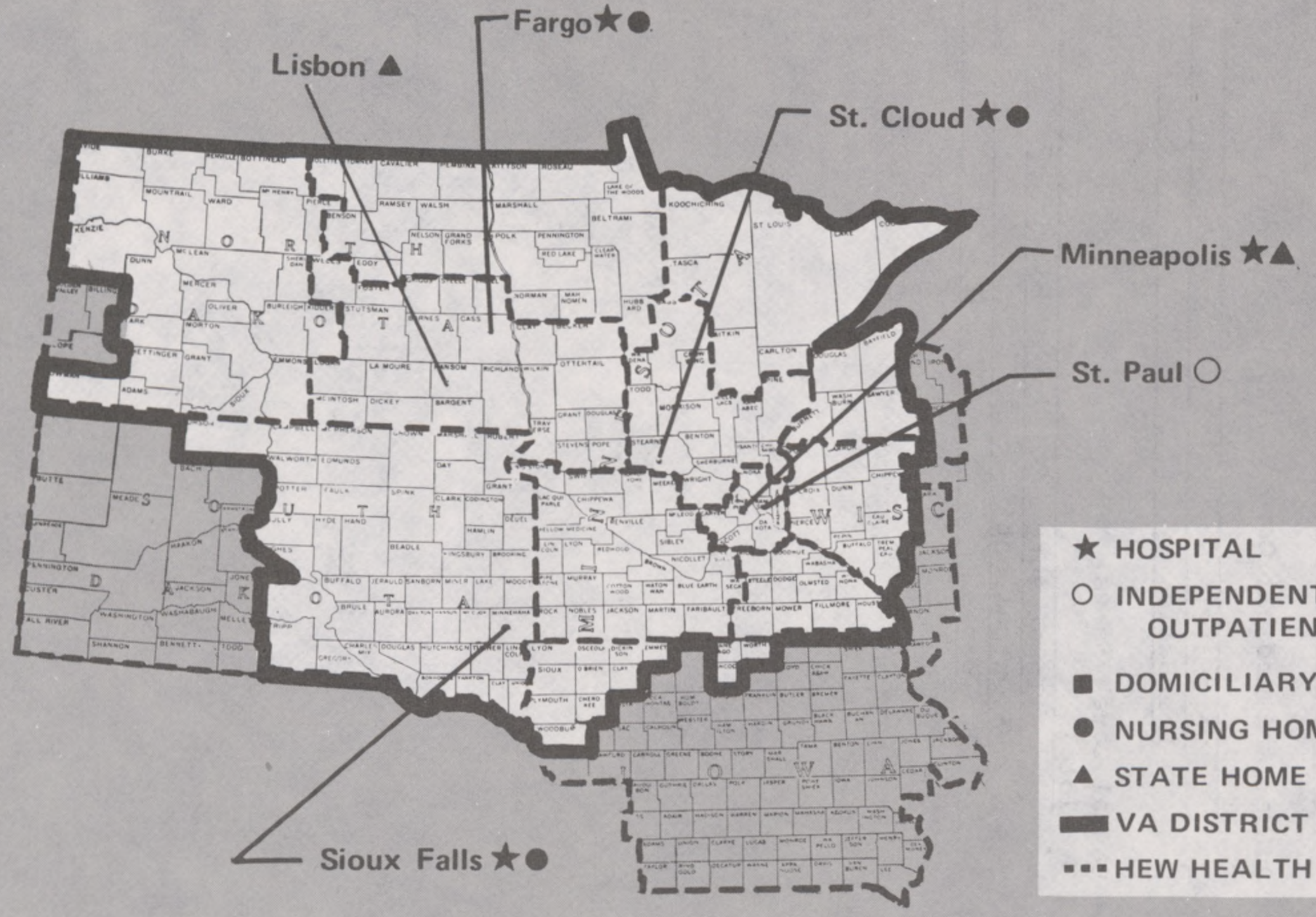

★ HOSPITAL

○ INDEPENDENT OR SATELLITE OUTPATIENT CLINIC

■ DOMICILIARY

● NURSING HOME

▲ STATE HOME

▬ VA DISTRICT AREA

▪▪▪ HEW HEALTH SERVICE AREA

MEDICAL DISTRICT NO. 18

VETERAN POPULATION (in thousands)

	Age			
	Total	Under 45	45-64	65 and Over
1971 - Actual	735	373	303	59
1975 - Actual	754	359	535	60
1980 - Projected	718	300	345	73
1985 - Projected	698	277	305	116

VA HEALTH CARE FACILITIES

Hospitals - Affiliated (Deans' Committee)
Fargo, ND
Minneapolis, MN
Sioux Falls, SD

Hospitals-Nonaffiliated (No Deans' Committee)
St. Cloud, MN (Psychiatric Hospital)

Domiciliaries
None

Nursing Homes
Fargo, ND
St. Cloud, MN
Sioux Falls, SD

Independent or Satellite Outpatient Clinics
St. Paul, MN

STATE VETERANS HOME FACILITIES

State Homes
Lisbon, ND (Domiciliary Care)
Minneapolis, MN (Domiciliary and Nursing Home Care)

MEDICAL AND DENTAL SCHOOL AFFILIATION

Medical Schools
University of Minnesota Medical School, Minneapolis, MN
University of North Dakota School of Medicine, Grand Forks, ND
University of South Dakota School of Medicine, Vermillion, SD

Dental Schools
University of Minnesota Dental School, Minneapolis, MN

EMPLOYMENT

Total Full-Time Equivalent, FY 1975	3,876
Full-Time on Duty on June 30, 1975	
Physicians	151
Dentists	15
Nurses	556

OPERATING BEDS, June 30, 1975

VA Hospitals - All Bed Sections	2,337
Medical Bed Sections	1,121
Surgical Bed Sections	537
Psychiatric Bed Sections	679
VA Domiciliaries	-
VA Nursing Homes	169

SERVICES, FY 1975

Inpatients Treated (Episodes of Care)	
VA Hospitals	28,856
Non-VA (Contract) Hospitals	793
VA Domiciliaries	-
VA Nursing Homes	203
Community (Contract Nursing Homes)	700
State Homes (Domiciliary, Nursing Homes, and Hospital Care)	875
Outpatient Medical Care Visits	
Total	289,793
VA Staff	237,270
Fee Basis	52,523
Dental Care Visits	
Total	50,694
VA Inpatient	16,325
VA Outpatient	6,113
Fee Basis	28,256

MEDICAL DISTRICT No.19

MOST OF LOUISIANA
AND ARKANSAS;
PARTS OF TEXAS, KANSAS,
MISSOURI, AND OKLAHOMA

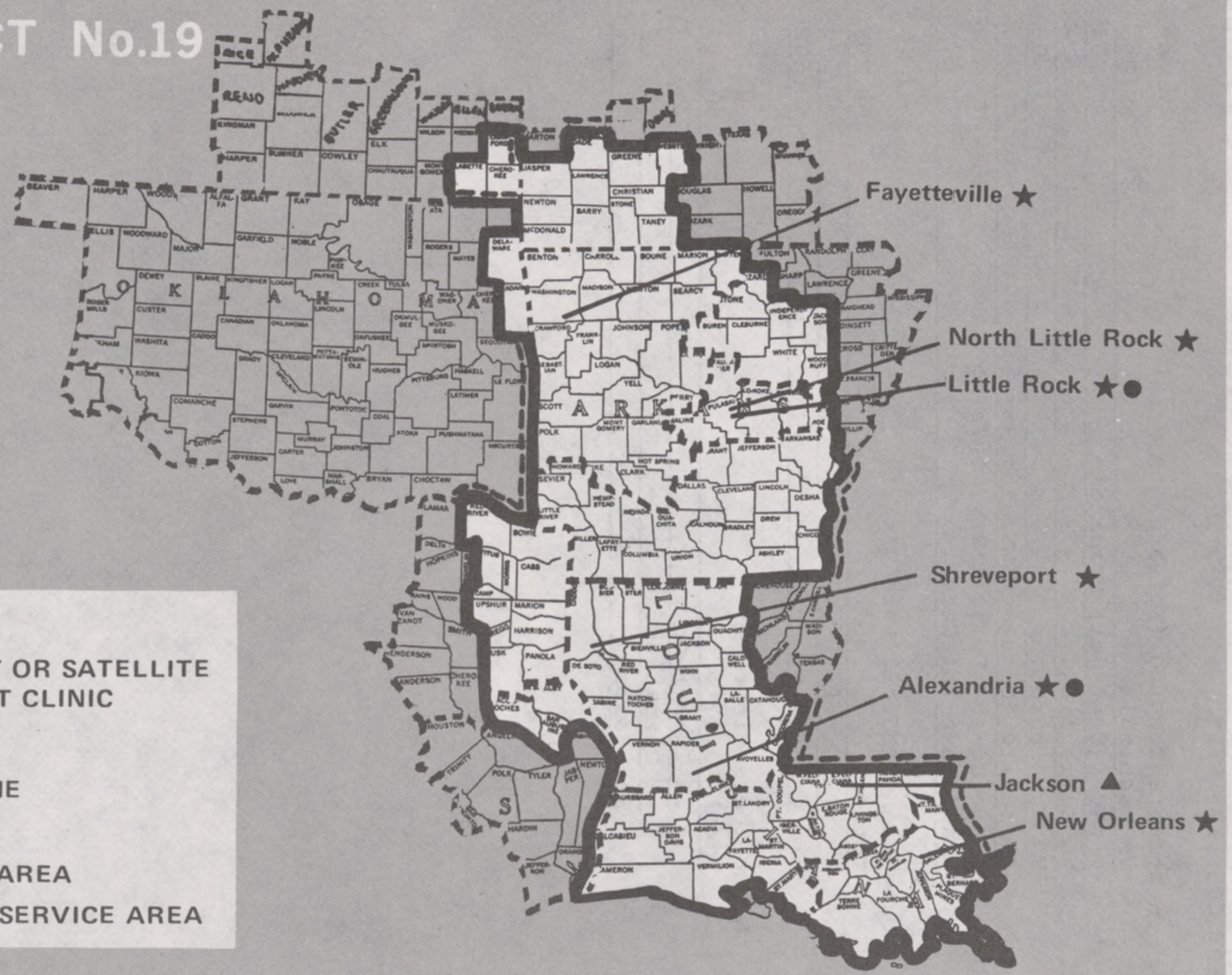

★ HOSPITAL

○ INDEPENDENT OR SATELLITE OUTPATIENT CLINIC

■ DOMICILIARY

● NURSING HOME

▲ STATE HOME

▬ VA DISTRICT AREA

▪▪▪ HEW HEALTH SERVICE AREA

MEDICAL DISTRICT NO. 19

VETERAN POPULATION (in thousands)

	Age			
	Total	Under 45	45-64	65 and Over
1971 - Actual	743	355	333	55
1975 - Actual	779	334	386	59
1980 - Projected	755	283	397	75
1985 - Projected	727	255	345	127

VA HEALTH CARE FACILITIES

Hospitals - Affiliated (Deans' Committee)
Alexandria, LA
Little Rock, AR
New Orleans, LA
North Little Rock, AR (Psychiatric Hospital)
Shreveport, LA

Hospitals-Nonaffiliated (No Deans' Committee)
Fayetteville, AR

Domiciliaries
None

Nursing Homes
Alexandria, LA
Little Rock, AR

Independent or Satellite Outpatient Clinics
None

STATE VETERANS HOME FACILITIES

State Homes
Jackson, LA (Domiciliary Care)

MEDICAL AND DENTAL SCHOOL AFFILIATION

Medical Schools
Louisiana State University School of Medicine, New Orleans, LA
Louisiana State University School of Medicine, Shreveport, LA
Tulane University School of Medicine, New Orleans, LA
University of Arkansas School of Medicine, Little Rock, AR

Dental Schools
Louisiana State University School of Dentistry, New Orleans, LA

EMPLOYMENT

Total Full-Time Equivalent, FY 1975	5,426

Full-Time on Duty on June 30, 1975

Physicians	175
Dentists	25
Nurses	797

OPERATING BEDS, June 30, 1975

VA Hospitals - All Bed Sections	3,125
Medical Bed Sections	1,494
Surgical Bed Sections	833
Psychiatric Bed Sections	798
VA Domiciliaries	-
VA Nursing Homes	245

SERVICES, FY 1975

Inpatients Treated (Episodes of Care)	
VA Hospitals	47,820
Non-VA (Contract) Hospitals	347
VA Domiciliaries	-
VA Nursing Homes	320
Community (Contract Nursing Homes)	834
State Homes (Domiciliary, Nursing Homes, and Hospital Care)	227
Outpatient Medical Care Visits	
Total	524,355
VA Staff	444,748
Fee Basis	79,607
Dental Care Visits	
Total	46,972
VA Inpatient	20,483
VA Outpatient	12,721
Fee Basis	13,768

MEDICAL DISTRICT No.20

MOST OF OKLAHOMA; MOST OF THE EASTERN HALF OF TEXAS



MEDICAL DISTRICT NO. 20

VETERAN POPULATION (in thousands)

	Age			
	Total	Under 45	45-64	65 and Over
1971 - Actual	1,600	783	704	113
1975 - Actual	1,709	766	815	128
1980 - Projected	1,640	640	829	171
1985 - Projected	1,578	583	711	284

VA HEALTH CARE FACILITIES

Hospitals - Affiliated (Deans' Committee)
Dallas, TX
Houston, TX
Marlin, TX
Oklahoma City, OK
San Antonio, TX
Temple, TX
Waco, TX (Psychiatric Hospital)

Hospitals-Nonaffiliated (No Deans' Committee)
Bonham, TX
Kerrville, TX
Muskogee, OK

Domiciliaries
Bonham, TX
Houston, TX
Kerrville, TX
Waco, TX

Independent or Satellite Outpatient Clinics
Corpus Christi, TX
McAllen, TX
San Antonio, TX
Waco, TX

STATE VETERANS HOME FACILITIES

State Homes
Ardmore, OK (Domiciliary and Nursing Home Care)
Clinton, OK (Domiciliary and Nursing Home Care)
Norman, OK (Domiciliary and Nursing Home Care)
Sulphur, OK (Domiciliary, Nursing Home, and Hospital Care)
Talihina, OK (Nursing Home Care)

MEDICAL AND DENTAL SCHOOL AFFILIATION

Medical Schools
Baylor University College of Medicine, Houston, TX
Texas A&M University, College Station, TX
University of Oklahoma School of Medicine, Oklahoma City, OK
University of Texas Medical School, San Antonio, TX
University of Texas Southwestern Medical School, Dallas, TX

Dental Schools
Baylor University College of Dentistry, Houston, TX
University of Oklahoma College of Dentistry, Oklahoma City, OK
University of Texas Dental Branch, Houston, TX
University of Texas Dental School, San Antonio, TX

EMPLOYMENT

Total Full-Time Equivalent, FY 1975	10,296
Full-Time on Duty on June 30, 1975	
Physicians	347
Dentists	66
Nurses	1,559

OPERATING BEDS, June 30, 1975

VA Hospitals - All Bed Sections	5,690
Medical Bed Sections	2,652
Surgical Bed Sections	1,396
Psychiatric Bed Sections	1,642
VA Domiciliaries	685
VA Nursing Homes	298

SERVICES, FY 1975

Inpatients Treated (Episodes of Care)	
VA Hospitals	80,120
Non-VA (Contract) Hospitals	865
VA Domiciliaries	1,264
VA Nursing Homes	427
Community (Contract Nursing Homes)	2,067
State Homes (Domiciliary, Nursing Homes, and Hospital Care)	2,703
Outpatient Medical Care Visits	
Total	938,772
VA Staff	843,580
Fee Basis	95,192
Dental Care Visits	
Total	102,173
VA Inpatient	39,049
VA Outpatient	32,072
Fee Basis	31,052

MEDICAL DISTRICT No.21

MOST OF MISSOURI; MOST OF THE SOUTHERN HALF OF ILLINOIS; PARTS OF INDIANA, KENTUCKY, AND ARKANSAS

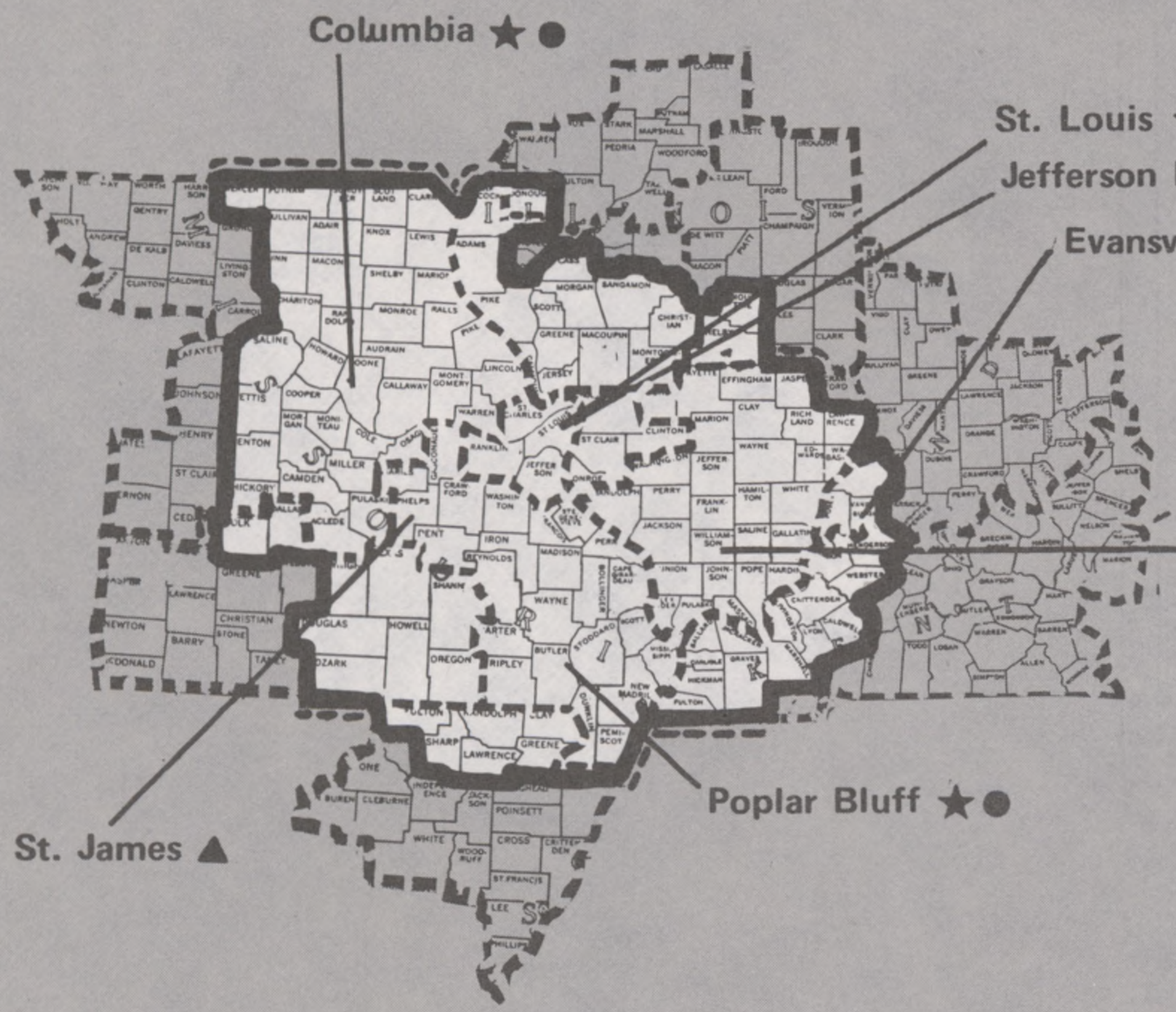

MEDICAL DISTRICT NO. 21

VETERAN POPULATION (in thousands)

	Age			
	Total	Under 45	45-64	65 and Over
1971 - Actual	713	341	319	53
1975 - Actual	740	318	366	56
1980 - Projected	713	267	376	70
1985 - Projected	689	246	331	112

VA HEALTH CARE FACILITIES

Hospitals - Affiliated (Deans' Committee)
Columbia, MO
Jefferson Barracks, MO (Psychiatric Hospital)
Marion, IL
St. Louis, MO

Hospitals-Nonaffiliated (No Deans' Committee)
Poplar Bluff, MO

Domiciliaries
None

Nursing Homes
Columbia, MO
Jefferson Barracks, MO
Poplar Bluff, MO

Independent or Satellite Outpatient Clinics
Evansville, IN

STATE VETERANS HOME FACILITIES

State Homes
St. James, MO (Domiciliary and Nursing Home Care)

MEDICAL AND DENTAL SCHOOL AFFILIATION

Medical Schools
St. Louis University School of Medicine, St. Louis, MO
Southern Illinois University School of Medicine, Springfield, IL
University of Missouri School of Medicine, Columbia, MO
Washington University School of Medicine, St. Louis, MO

Dental Schools
Washington University School of Dentistry, St. Louis, MO

EMPLOYMENT

Total Full-Time Equivalent, FY 1975	3,458

Full-Time on Duty on June 30, 1975

Physicians	82
Dentists	17
Nurses	514

OPERATING BEDS, June 30, 1975

VA Hospitals -	All Bed Sections	1,675
	Medical Bed Sections	821
	Surgical Bed Sections	510
	Psychiatric Bed Sections	344
VA Domiciliaries		-
VA Nursing Homes		196

SERVICES, FY 1975

Inpatients Treated (Episodes of Care)	
VA Hospitals	29,560
Non-VA (Contract) Hospitals	27
VA Domiciliaries	-
VA Nursing Homes	247
Community (Contract Nursing Homes)	620
State Homes (Domiciliary, Nursing Homes, and Hospital Care)	238
Outpatient Medical Care Visits	
Total	282,814
VA Staff	272,012
Fee Basis	10,802
Dental Care Visits	
Total	32,348
VA Inpatient	10,661
VA Outpatient	10,179
Fee Basis	11,508

MEDICAL DISTRICT No.22

MOST OF KANSAS; PART OF WESTERN MISSOURI

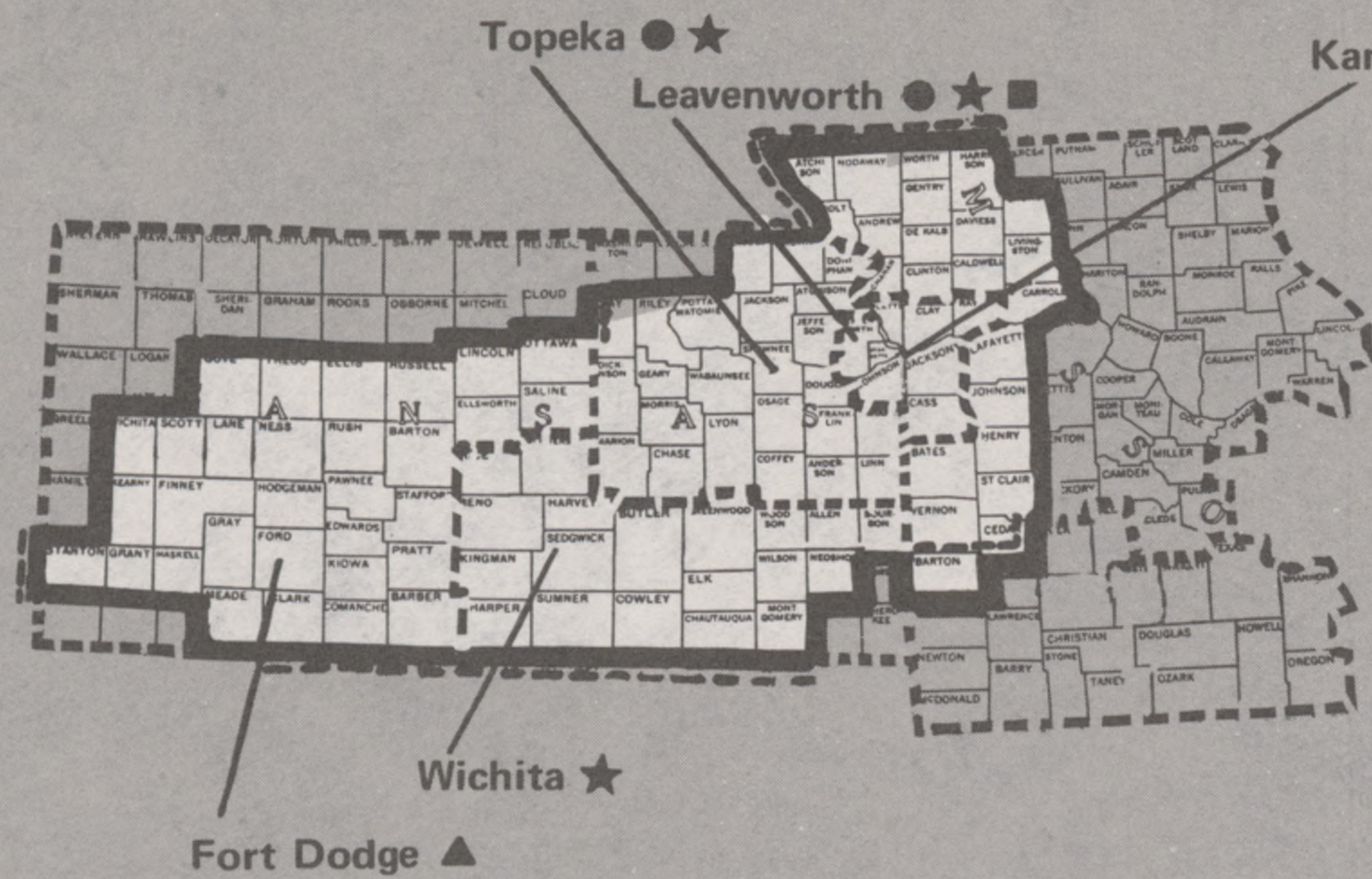

★ HOSPITAL

○ INDEPENDENT OR SATELLITE OUTPATIENT CLINIC

■ DOMICILIARY

● NURSING HOME

▲ STATE HOME

▬ VA DISTRICT AREA

▪▪▪ HEW HEALTH SERVICE AREA

MEDICAL DISTRICT NO. 22

VETERAN POPULATION (in thousands)

	Age			
	Total	Under 45	45-64	65 and Over
1971 - Actual	462	221	203	38
1975 - Actual	473	206	228	39
1980 - Projected	454	173	233	48
1985 - Projected	435	156	204	75

VA HEALTH CARE FACILITIES

Hospitals - Affiliated (Deans' Committee)
Kansas City, MO
Leavenworth, KS
Wichita, KS

Hospitals-Nonaffiliated (No Deans' Committee)
Topeka, KS

Domiciliaries
Leavenworth, KS

Nursing Homes
Leavenworth, KS
Topeka, KS

Independent or Satellite Outpatient Clinics

STATE VETERANS HOME FACILITIES

State Homes
Fort Dodge, KS (Domiciliary and Nursing Home Care)

MEDICAL AND DENTAL SCHOOL AFFILIATION

Medical Schools
University of Kansas School of Medicine, Kansas City, KS

Dental Schools
University of Missouri School of Dentistry, Kansas City, MO

EMPLOYMENT

Total Full-Time Equivalent, FY 1975	3,631
Full-Time on Duty on June 30, 1975	
Physicians	118
Dentists	27
Nurses	496

OPERATING BEDS, June 30, 1975

VA Hospitals - All Bed Sections	2,116
Medical Bed Sections	870
Surgical Bed Sections	494
Psychiatric Bed Sections	752
VA Domiciliaries	925
VA Nursing Homes	124

SERVICES, FY 1975

Inpatients Treated (Episodes of Care)	
VA Hospitals	25,913
Non-VA (Contract) Hospitals	130
VA Domiciliaries	1,890
VA Nursing Homes	177
Community (Contract Nursing Homes)	446
State Homes (Domiciliary, Nursing Homes, and Hospital Care)	163
Outpatient Medical Care Visits	
Total	260,884
VA Staff	224,376
Fee Basis	36,508
Dental Care Visits	
Total	38,588
VA Inpatient	15,221
VA Outpatient	15,195
Fee Basis	8,172

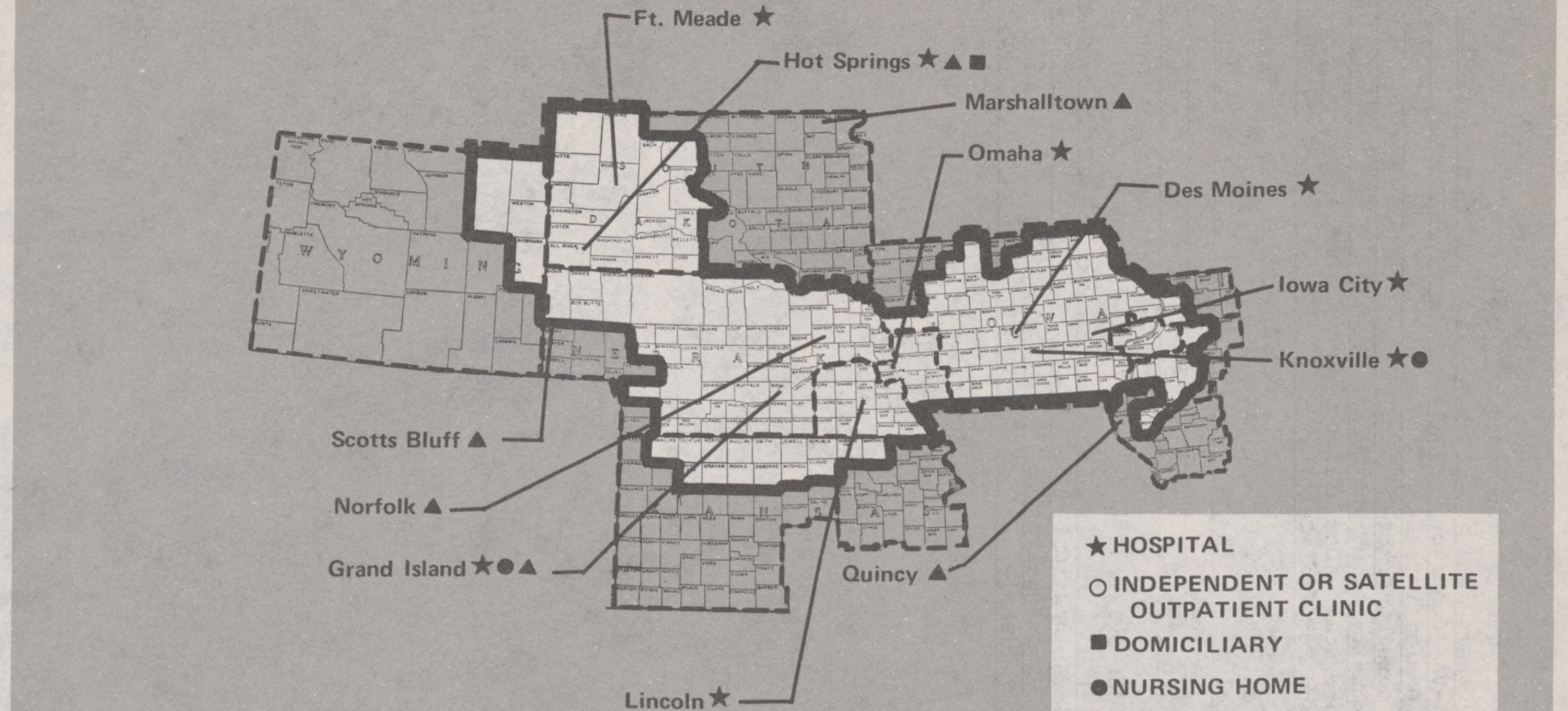

MEDICAL DISTRICT No.23

MOST OF IOWA AND NEBRASKA; THE WESTERN HALF OF SOUTH DAKOTA; PARTS OF ILLINOIS, KANSAS AND WYOMING

MEDICAL DISTRICT NO. 23

VETERAN POPULATION (in thousands)

	Age			
	Total	Under 45	45-64	65 and Over
1971 - Actual	653	321	279	53
1975 - Actual	665	299	312	54
1980 - Projected	628	246	318	64
1985 - Projected	601	219	281	101

VA HEALTH CARE FACILITIES

Hospitals - Affiliated (Deans' Committee)
Des Moines, IA
Ft. Meade, SD (Psychiatric Hospital)
Iowa City, IA
Lincoln, NB
Omaha, NB

Hospitals-Nonaffiliated (No Deans' Committee)
Grand Island, NB
Hot Springs, SD
Knoxville, IA (Psychiatric Hospital)

Domiciliaries
Hot Springs, SD

Nursing Homes
Grand Island, NB
Knoxville, IA

Independent or Satellite Outpatient Clinics
None

STATE VETERANS HOME FACILITIES

State Homes
Grand Island, NE (Domiciliary and Nursing Home Care)
Hot Springs, SD (Domiciliary and Nursing Home Care)
Marshalltown, IA (Domiciliary, Nursing Home and Hospital Care)
Norfolk, NE (Domiciliary and Nursing Home Care)
Quincy, IL (Domiciliary, Nursing Home and Hospital Care)
Scotts Bluff, NE (Domiciliary Care)

MEDICAL AND DENTAL SCHOOL AFFILIATION

Medical Schools
Creighton University School of Medicine, Omaha, NB
University of Iowa School of Medicine, Iowa City, IA
University of Nebraska College of Medicine, Omaha, NB
University of South Dakota School of Medicine,
Vermillion, SD

Dental Schools
Creighton University School of Dental Science, Omaha, NB
University of Iowa College of Dentistry, Iowa City, IA
University of Nebraska College of Dentistry, Lincoln, NB

EMPLOYMENT

Total Full-Time Equivalent, FY 1975	5,127
Full-Time on Duty on June 30, 1975	
Physicians	143
Dentists	27
Nurses	723

OPERATING BEDS, June 30, 1975

VA Hospitals -	All Bed Sections	2,883
	Medical Bed Sections	1,415
	Surgical Bed Sections	644
	Psychiatric Bed Sections	824
VA Domiciliaries		511
VA Nursing Homes		242

SERVICES, FY 1975

Inpatients Treated (Episodes of Care)	
VA Hospitals	38,305
Non-VA (Contract) Hospitals	333
VA Domiciliaries	922
VA Nursing Homes	294
Community (Contract Nursing Homes)	687
State Homes (Domiciliary, Nursing Homes, and Hospital Care)	2,968
Outpatient Medical Care Visits	
Total	305,591
VA Staff	267,240
Fee Basis	38,351
Dental Care Visits	
Total	46,200
VA Inpatient	19,695
VA Outpatient	14,877
Fee Basis	11,628

MEDICAL DISTRICT No.24

COLORADO AND UTAH; ALL OF MONTANA EXCEPT ONE COUNTY; MOST OF WYOMING; EASTERN PARTS OF NEVADA AND IDAHO; WESTERN PARTS OF NEBRASKA AND KANSAS

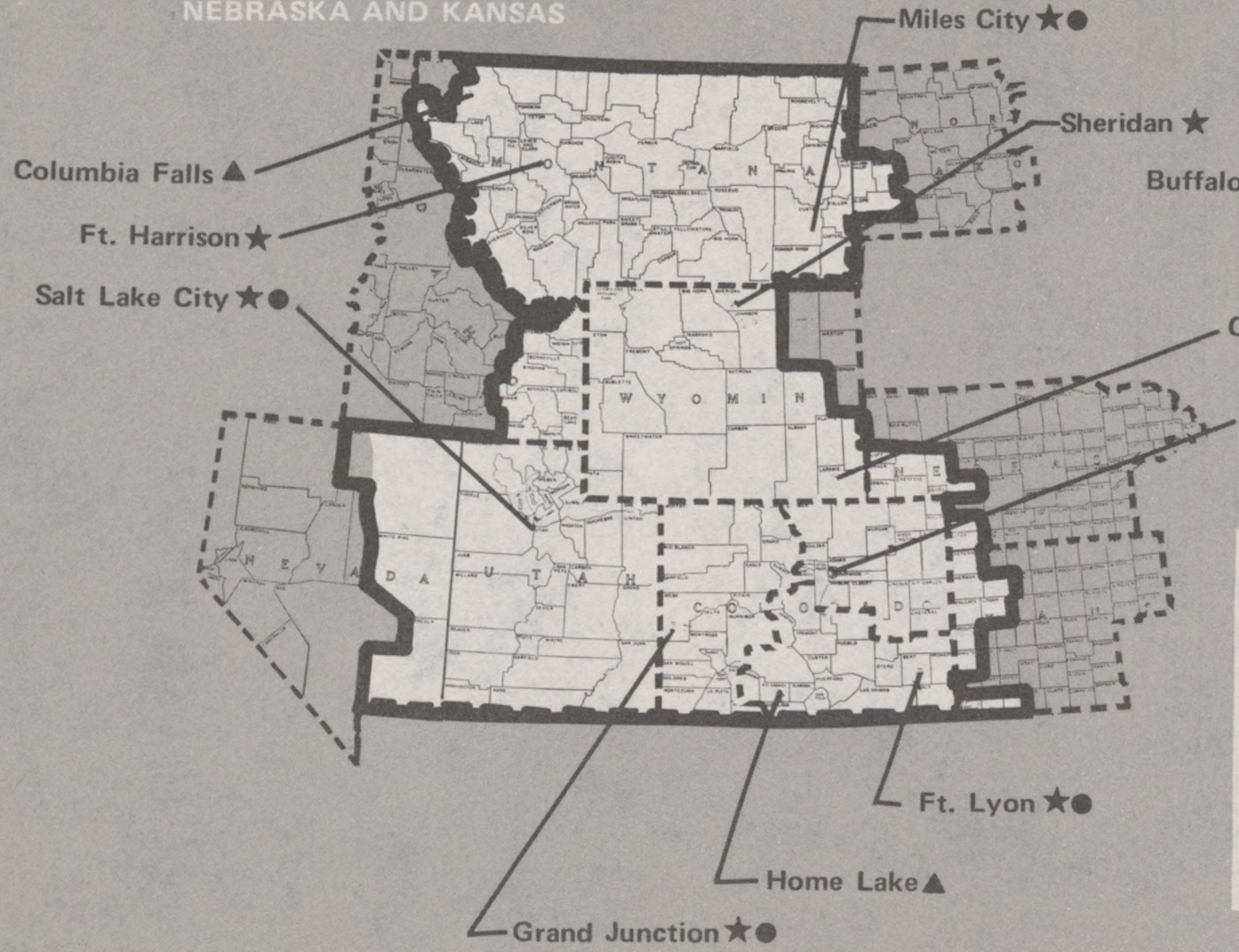

★HOSPITAL

○INDEPENDENT OR SATELLITE OUTPATIENT CLINIC

■DOMICILIARY

●NURSING HOME

▲STATE HOME

▬VA DISTRICT AREA

▪▪▪HEW HEALTH SERVICE AREA

MEDICAL DISTRICT NO. 24

VETERAN POPULATION (in thousands)

	Age			
	Total	Under 45	45-64	65 and Over
1971 - Actual	641	333	266	42
1975 - Actual	681	329	305	47
1980 - Projected	655	355	239	61
1985 - Projected	642	260	282	100

VA HEALTH CARE FACILITIES

Hospitals - Affiliated (Deans' Committee)
Denver, CO
Grand Junction, CO
Salt Lake City, UT

Hospitals-Nonaffiliated (No Deans' Committee)
Cheyenne, WY
Ft. Harrison, MT
Ft. Lyon, CO (Psychiatric Hospital)
Miles City, MT
Sheridan, WY (Psychiatric Hospital)

Domiciliaries
None

Nursing Homes
Cheyenne, WY
Ft. Lyon, CO
Grand Junction, CO
Miles City, MT
Salt Lake City, UT

Independent or Satellite Outpatient Clinics
None

STATE VETERANS HOME FACILITIES

State Homes
Buffalo, WY (Domiciliary Care)
Columbia Falls, MT (Domiciliary and Nursing Home Care)
Home Lake, CO (Domiciliary and Nursing Home Care)

MEDICAL AND DENTAL SCHOOL AFFILIATION

Medical Schools
University of Colorado School of Medicine, Denver, CO
University of Utah College of Medicine, Salt Lake City, UT

Dental Schools
University of Colorado School of Dentistry, Denver, CO

EMPLOYMENT

Total Full-Time Equivalent, FY 1975	4,110
Full-Time on Duty on June 30, 1975	
Physicians	118
Dentists	18
Nurses	587

OPERATING BEDS, June 30, 1976

VA Hospitals - All Bed Sections	2,403
Medical Bed Sections	1,031
Surgical Bed Sections	498
Psychiatric Bed Sections	874
VA Domiciliaries	-
VA Nursing Homes	192

SERVICES, BY 1975

Inpatients Treated (Episodes of Care)	
VA Hospitals	35,486
Non-VA (Contract) Hospitals	382
VA Domiciliaries	-
VA Nursing Homes	347
Community (Contract Nursing Homes)	494
State Homes (Domiciliary, Nursing Homes, and Hospital Care)	395

Outpatient Medical Care Visits	
Total	357,074
VA Staff	310,818
Fee Basis	46,256

Dental Care Visits	
Total	48,428
VA Inpatient	17,908
VA Outpatient	7,028
Fee Basis	23,492

MEDICAL DISTRICT No.25

ARIZONA AND NEW MEXICO; THE WESTERN HALF OF TEXAS; TWO COUNTIES OF OKLAHOMA

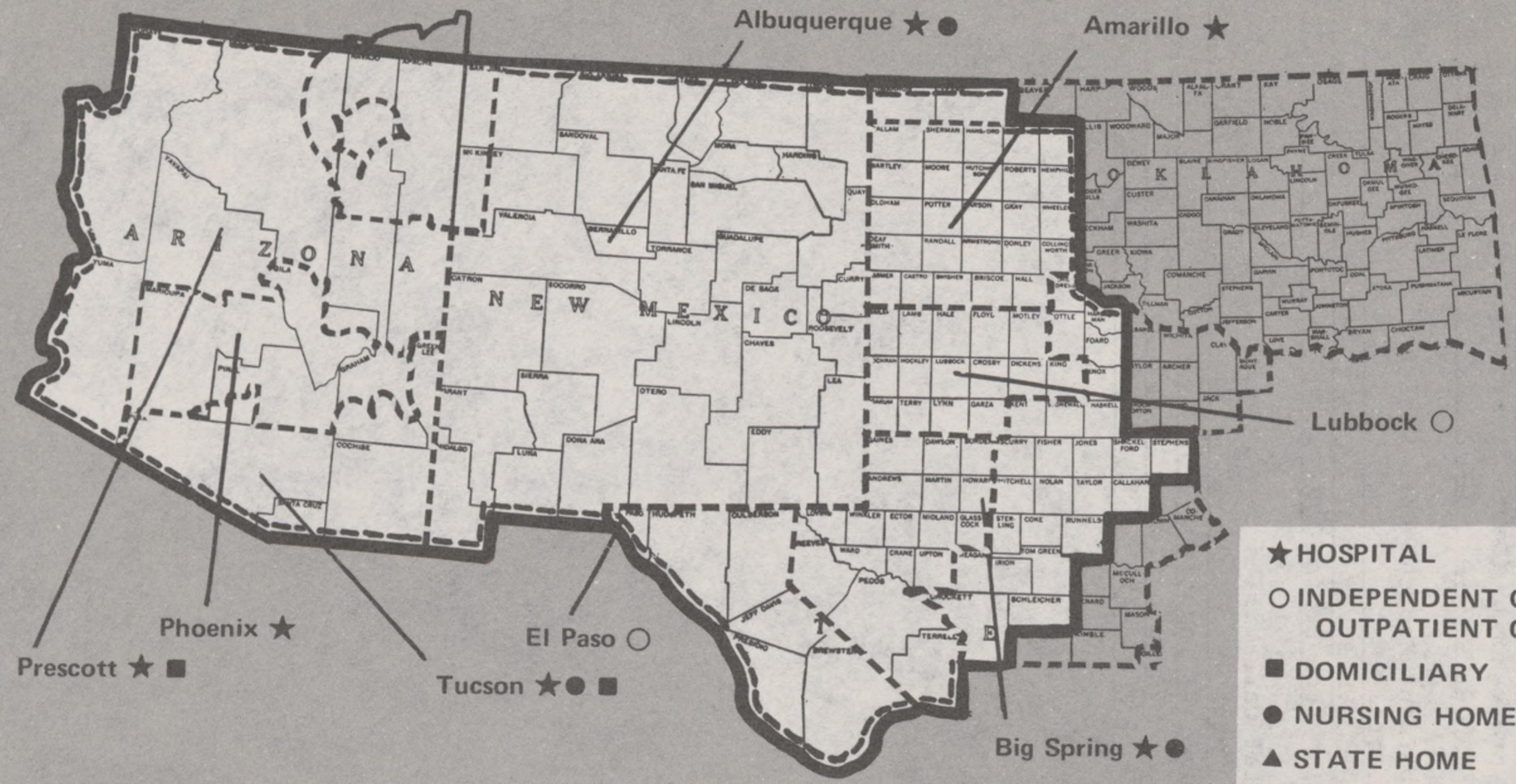

MEDICAL DISTRICT NO. 25

VETERAN POPULATION (in thousands)

	Age			
	Total	Under 45	45-64	65 and Over
1971 - Actual	593	293	256	44
1975 - Actual	648	292	306	50
1980 - Projected	646	255	325	66
1985 - Projected	636	234	287	114

VA HEALTH CARE FACILITIES

Hospitals - Affiliated (Deans' Committee)
Albuquerque, NM
Amarillo, TX
Big Spring, TX
Tucson, AZ

Hospitals-Nonaffiliated (No Deans' Committee)
Phoenix, AZ
Prescott, AZ

Domiciliaries
Prescott, AZ
Tucson, AZ

Nursing Homes
Albuquerque, NM
Big Spring, TX
Tucson, AZ

Independent or Satellite Outpatient Clinics
El Paso, TX
Lubbock, TX

74-540 O - 76 - 8

STATE VETERANS HOME FACILITIES

State Homes
None

MEDICAL AND DENTAL SCHOOL AFFILIATION

Medical Schools
Texas Technological University School of Medicine, Lubbock, TX
University of Arizona School of Medicine, Tucson, AZ
University of New Mexico School of Medicine, Albuquerque, NM

Dental Schools

EMPLOYMENT

Total Full-Time Equivalent, FY 1975	3,429

Full-Time on Duty on June 30, 1975

Physicians	150
Dentists	20
Nurses	518

OPERATING BEDS, June 30, 1975

VA Hospitals - All Bed Sections	1,592
Medical Bed Sections	854
Surgical Bed Sections	566
Psychiatric Bed Sections	172
VA Domiciliaries	304
VA Nursing Homes	88

SERVICES, FY 1975

Inpatients Treated (Episodes of Care)	
VA Hospitals	33,713
Non-VA (Contract) Hospitals	1,350
VA Domiciliaries	599
VA Nursing Homes	278
Community (Contract Nursing Homes)	796
State Homes (Domiciliary, Nursing Homes, and Hospital Care)	-
Outpatient Medical Care Visits	
Total	399,071
VA Staff	331,592
Fee Basis	67,479
Dental Care Visits	
Total	37,680
VA Inpatient	12,553
VA Outpatient	10,675
Fee Basis	14,452

MEDICAL DISTRICT No.26

THE SOUTHERN PART OF CALIFORNIA;
ONE COUNTY OF NEVADA

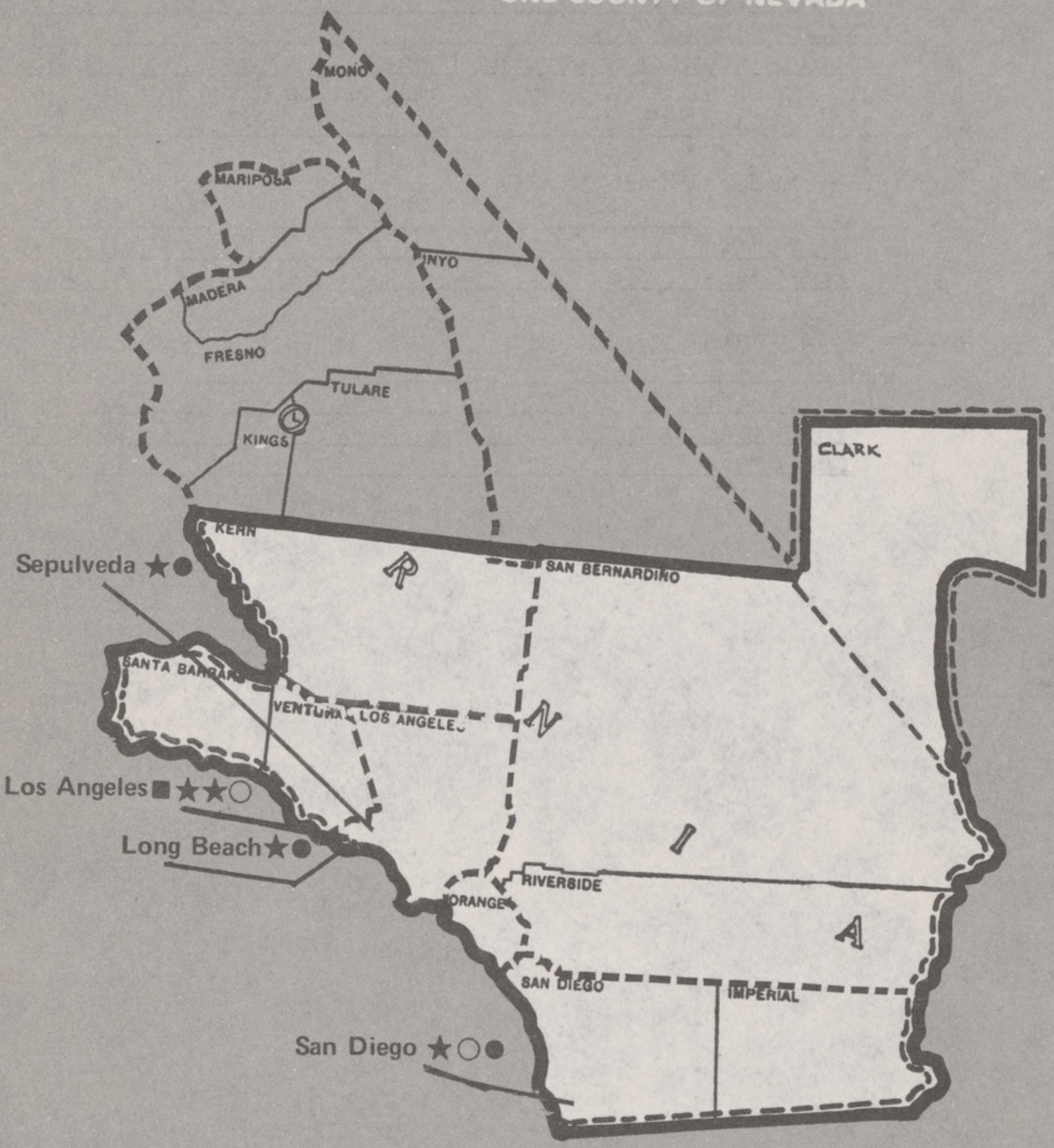

MEDICAL DISTRICT NO. 26

VETERAN POPULATION (in thousands)

	Age			
	Total	Under 45	45-64	65 and Over
1971 - Actual	1,884	934	818	132
1975 - Actual	1,995	881	953	161
1980 - Projected	2,112	824	1,053	236
1985 - Projected	2,117	814	920	383

VA HEALTH CARE FACILITIES

Hospitals - Affiliated (Deans' Committee)
Long Beach, CA
Los Angeles, CA (Wadsworth)
Los Angeles, CA (Brentwood) (Psychiatric Hospital)
San Diego, CA
Sepulveda, CA

Hospitals-Nonaffiliated (No Deans' Committee)
None

Domiciliaries
Los Angeles, CA

Nursing Homes
Long Beach, CA
San Diego, CA
Sepulveda, CA

Independent or Satellite Outpatient Clinics
Los Angeles, CA
San Diego, CA

STATE VETERANS HOME FACILITIES

State Homes
None

MEDICAL AND DENTAL SCHOOL AFFILIATION

Medical Schools
University of California School of Medicine, Irvine, CA
University of California School of Medicine, Los Angeles, CA
University of California School of Medicine, San Diego, CA

Dental Schools
University of California School of Dentistry, Los Angeles, CA
University of Southern California School of Dentistry,
Los Angeles, CA

EMPLOYMENT

Total Full-Time Equivalent, FY 1975	10,153

Full-Time on Duty on June 30, 1975

Physicians	352
Dentists	51
Nurses	1,427

OPERATING BEDS, June 30, 1975

VA Hospitals - All Bed Sections	4,335
Medical Bed Sections	2,282
Surgical Bed Sections	1,036
Psychiatric Bed Sections	1,017
VA Domiciliaries	550
VA Nursing Homes	125

SERVICES, FY 1975

Inpatients Treated (Episodes of Care)	
VA Hospitals	65,325
Non-VA (Contract) Hospitals	770
VA Domiciliaries	720
VA Nursing Homes	296
Community (Contract Nursing Homes)	1,889
State Homes (Domiciliary, Nursing Homes, and Hospital Care)	-
Outpatient Medical Care Visits	
Total	1,236,495
VA Staff	1,164,631
Fee Basis	71,864
Dental Care Visits	
Total	99,576
VA Inpatient	13,401
VA Outpatient	52,835
Fee Basis	33,340

MEDICAL DISTRICT No.27

THE CENTRAL AND NORTHERN PARTS OF CALIFORNIA; THE WESTERN PART OF NEVADA; HAWAII AND THE PHILIPPINES.

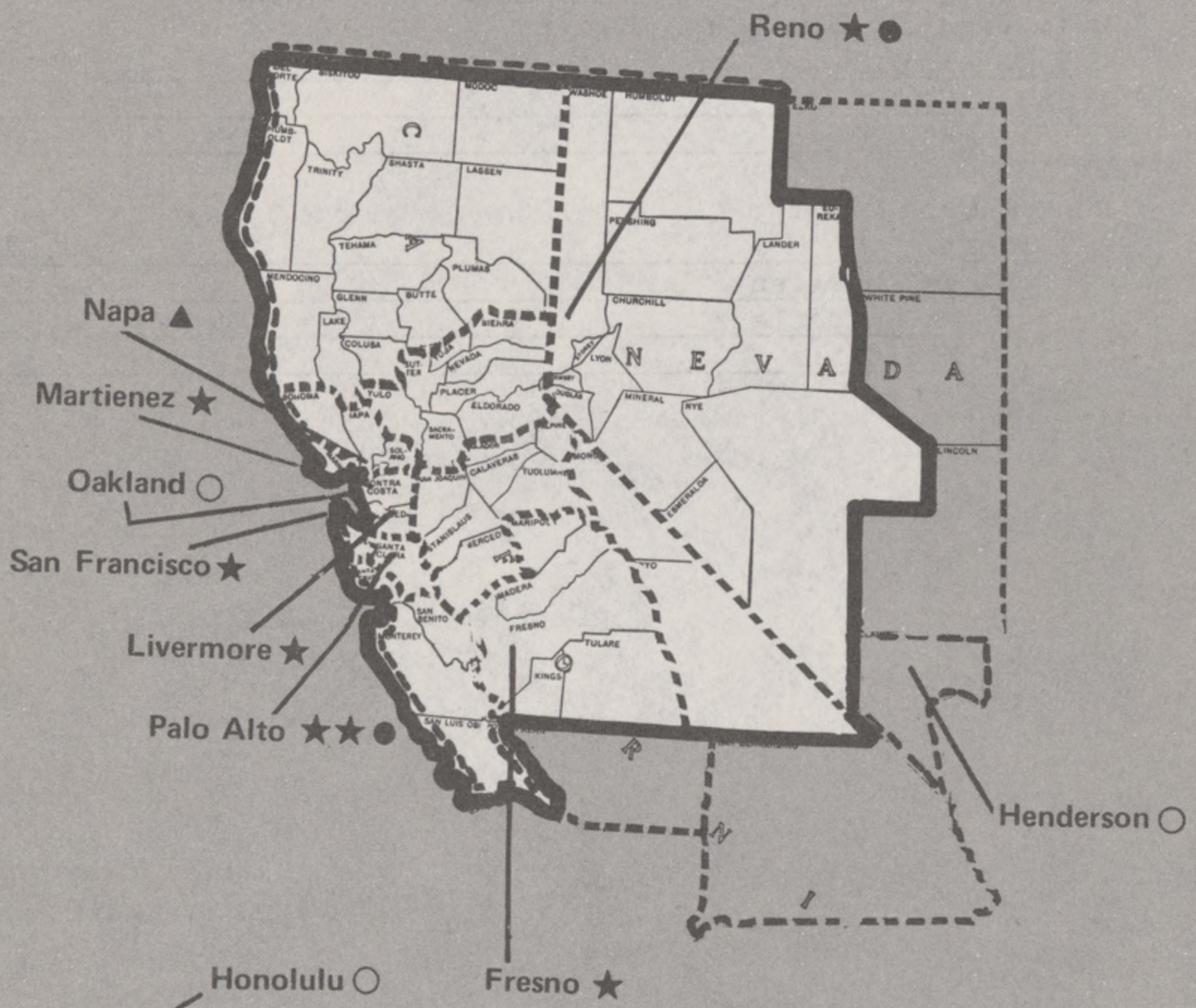

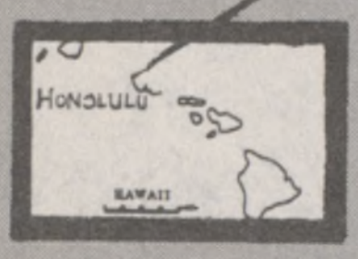



★ HOSPITAL

○ INDEPENDENT OR SATELLITE OUTPATIEND CLINIC

■ DOMICILIARY

● NURSING HOME

▲ STATE HOME

▬ VA DISTRICT AREA

▪▪▪ HEW HEALTH SERVICE AREA

MEDICAL DISTRICT NO. 27

VETERAN POPULATION (in thousands)

	Age			
	Total	Under 45	45-64	65 and Over
1971 - Actual	1,357	679	575	92
1975 - Actual	1,432	638	672	113
1980 - Projected	1,499	588	739	165
1985 - Projected	1,495	578	646	266

VA HEALTH CARE FACILITIES

Hospitals - Affiliated (Deans' Committee)
Fresno, CA
Martinez, CA
Palo Alto, CA
Palo Alto, CA (Menlo Park) (Psychiatric Hospital)
Reno, NV
San Francisco, CA

Hospitals-Nonaffiliated (No Deans' Committee)
Livermore, CA

Domiciliaries
None

Nursing Homes
Palo Alto, CA
Reno, NV

Independent or Satellite Outpatient Clinics
Honolulu, HI
Las Vegas, NV
Manila, Republic of the Philippines
Oakland, CA

STATE VETERANS HOME FACILITIES

State Homes
Napa County, CA (Domiciliary Care)

MEDICAL AND DENTAL SCHOOL AFFILIATION

Medical Schools
Stanford University School of Medicine, Stanford, CA
University of California School of Medicine, Davis, CA
University of California School of Medicine,
San Francisco, CA
University of Hawaii School of Medicine, Honolulu, HI
University of Nevada School of Medicine, Reno, NV

Dental Schools
University of California School of Dentistry,
San Francisco, CA
University of the Pacific School of Dentistry,
San Francisco, CA

EMPLOYMENT

Total Full-Time Equivalent, FY 1975	5,763

Full-Time on Duty on June 30, 1975

Physicians	263
Dentists	28
Nurses	839

OPERATING BEDS, June 30, 1975

VA Hospitals - All Bed Sections	2,879
Medical Bed Sections	924
Surgical Bed Sections	768
Psychiatric Bed Sections	1,187
VA Domiciliaries	-
VA Nursing Homes	122

SERVICES, FY 1975

Inpatients Treated (Episodes of Care)	
VA Hospitals	29,052
Non-VA (Contract) Hospitals	4,092
VA Domiciliaries	-
VA Nursing Homes	151
Community (Contract Nursing Homes)	627
State Homes (Domiciliary, Nursing Homes, and Hospital Care)	3,250
Outpatient Medical Care Visits	
Total	799,124
VA Staff	647,407
Fee Basis	151,717
Dental Care Visits	
Total	70,540
VA Inpatient	20,995
VA Outpatient	20,757
Fee Basis	28,788

MEDICAL DISTRICT No.28

WASHINGTON, OREGON, AND ALASKA; MOST OF IDAHO; ONE COUNTY OF MONTANA

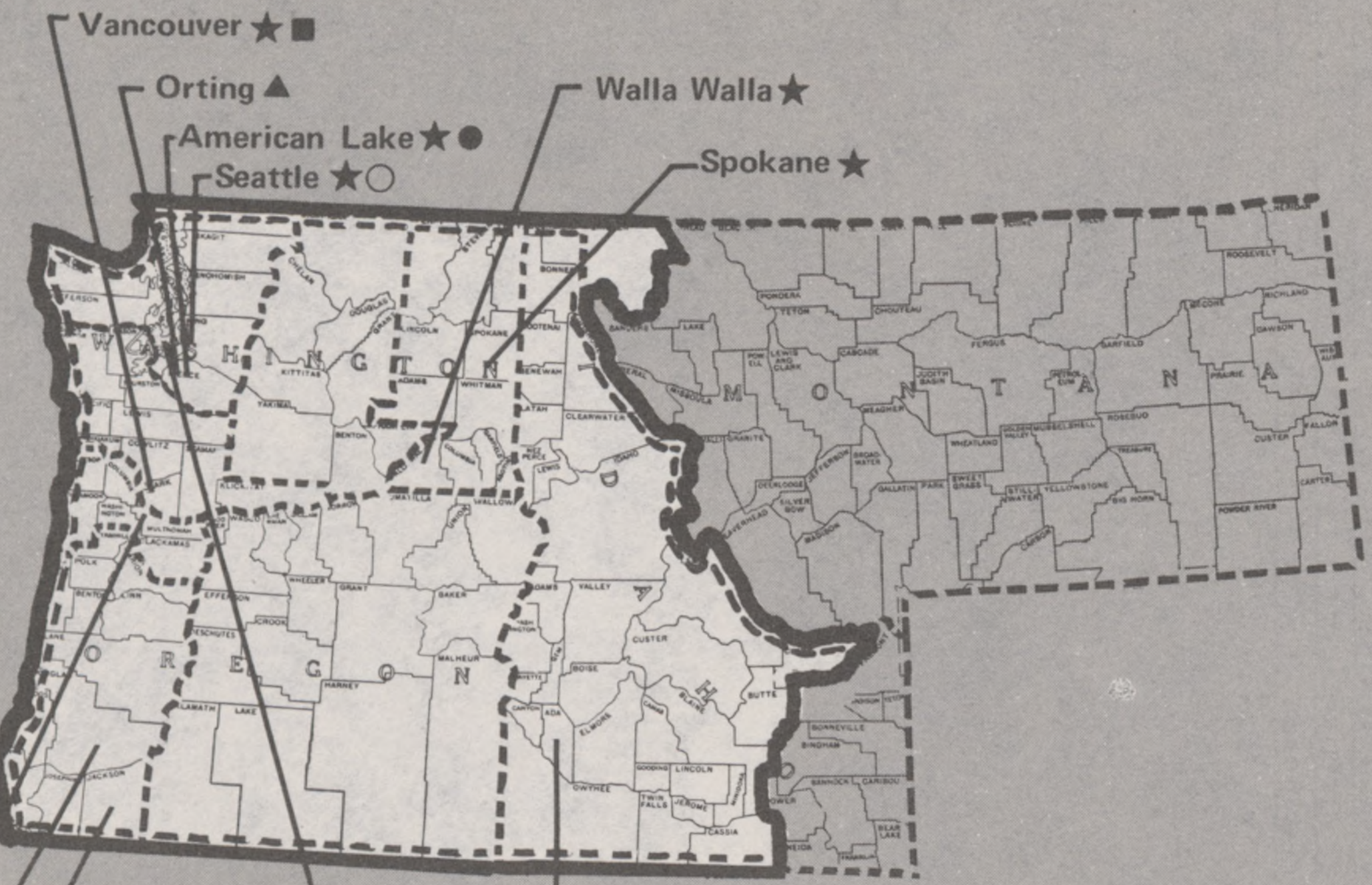

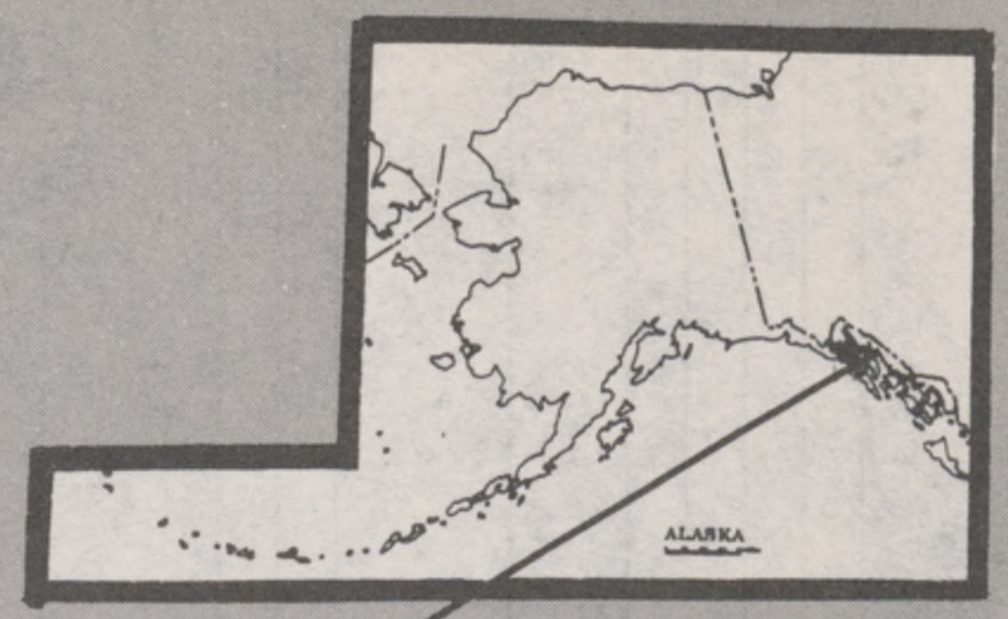

★HOSPITAL

○INDEPENDENT OR SATELLITE OUTPATIENT CLINIC

■DOMICILIARY

●NURSING HOME

▲STATE HOME

▬VA DISTRICT AREA

▪▪▪HEW HEALTH SERVICE AREA

MEDICAL DISTRICT NO. 28

VETERAN POPULATION (in thousands)

	Age			
	Total	Under 45	45-64	65 and Over
1971 - Actual	985	486	423	76
1975 - Actual	1,062	491	484	87
1980 - Projected	1,037	424	497	116
1985 - Projected	1,013	395	432	186

VA HEALTH CARE FACILITIES

Hospitals - Affiliated (Deans' Committee)
Portland, OR
Seattle, WA

Hospitals-Nonaffiliated (No Deans' Committee)
American Lake, WA (Psychiatric Hospital)
Boise, ID
Roseburg, OR
Spokane, WA
Vancouver, WA
Walla Walla, WA

Domiciliaries
Vancouver, WA
White City, OR

Nursing Homes
American Lake, WA
Roseburg, OR

Independent or Satellite Outpatient Clinics
Juneau, AK
Portland, OR
Seattle, WA

STATE VETERANS HOME FACILITIES

State Homes
Boise, ID (Domiciliary Care)
Orting, WA (Domiciliary and Nursing Home Care)
Retsil, WA (Domiciliary and Nursing Home Care)

MEDICAL AND DENTAL SCHOOL AFFILIATION

Medical Schools
University of Oregon Medical School, Portland, OR
University of Washington School of Medicine, Seattle, WA

Dental Schools
University of Oregon Dental School, Portland, OR
University of Washington School of Dentistry, Seattle, WA

EMPLOYMENT

Total Full-Time Equivalent, FY 1975	5,155
Full-Time on Duty on June 30, 1975	
Physicians	198
Dentists	26
Nurses	748

OPERATING BEDS, June 30, 1975

VA Hospitals - All Bed Sections	2,752
Medical Bed Sections	1,293
Surgical Bed Sections	662
Psychiatric Bed Sections	797
VA Domiciliaries	1,245
VA Nursing Homes	151

SERVICES, FY 1975

Inpatients Treated (Episodes of Care)	
VA Hospitals	40,344
Non-VA (Contract) Hospitals	2,865
VA Domiciliaries	2,485
VA Nursing Homes	207
Community (Contract Nursing Homes)	1,163
State Homes (Domiciliary, Nursing Homes, and Hospital Care)	854
Outpatient Medical Care Visits	
Total	474,123
VA Staff	378,638
Fee Basis	95,485
Dental Care Visits	
Total	78,524
VA Inpatient	28,720
VA Outpatient	15,076
Fee Basis	34,728


A11600 787322