1011

96)4
Ap 6/1
L82
981/pt 1

LEGISLATIVE BRANCH APPROPRIATIONS FOR 1981

DOCUMENTS

APR 7 1980

KSU LIBRARIES
A11900 460266

RRELL LIBRARY
NSAS STATE UNIVERSITY



HEARINGS

BEFORE A

SUBCOMMITTEE OF THE COMMITTEE ON APPROPRIATIONS HOUSE OF REPRESENTATIVES

NINETY-SIXTH CONGRESS

SECOND SESSION

SUBCOMMITTEE ON LEGISLATIVE BRANCH APPROPRIATIONS

ADAM BENJAMIN, JR., Indiana, *Chairman*

JOHN M. SLACK, West Virginia
NEAL SMITH, Iowa
ROBERT N. GIAIMO, Connecticut
DAVID R. OBEY, Wisconsin
ROBERT H. MICHEL, Illinois
SILVIO O. CONTE, Massachusetts
ELDON RUDD, Arizona

EDWARD E. LOMBARD, *Staff Assistant*

PART 1

JUSTIFICATION OF THE BUDGET ESTIMATES

Printed for the use of the Committee on Appropriations



AUTHENTICATED
U.S. GOVERNMENT
INFORMATION
GPO

LEGISLATIVE BRANCH APPROPRIATIONS FOR 1981

HEARINGS

BEFORE A

SUBCOMMITTEE OF THE
COMMITTEE ON APPROPRIATIONS
HOUSE OF REPRESENTATIVES

NINETY-SIXTH CONGRESS

SECOND SESSION

SUBCOMMITTEE ON LEGISLATIVE BRANCH APPROPRIATIONS

PART 1

JUSTIFICATION OF THE BUDGET ESTIMATES

Printed for the use of the Committee on Appropriations



U.S. GOVERNMENT PRINTING OFFICE

54-689 O WASHINGTON : 1980

COMMITTEE ON APPROPRIATIONS

JAMIE L. WHITTEN, Mississippi, *Chairman*

EDWARD P. BOLAND, Massachusetts
WILLIAM H. NATCHER, Kentucky
DANIEL J. FLOOD, Pennsylvania
TOM STEED, Oklahoma
JOHN M. SLACK, West Virginia
NEAL SMITH, Iowa
ROBERT N. GIAIMO, Connecticut
JOSEPH P. ADDABBO, New York
EDWARD J. PATTEN, New Jersey
CLARENCE D. LONG, Maryland
SIDNEY R. YATES, Illinois
DAVID R. OBEY, Wisconsin
EDWARD R. ROYBAL, California
LOUIS STOKES, Ohio
GUNN McKAY, Utah
TOM BEVILL, Alabama
BILL CHAPPELL, Florida
BILL D. BURLISON, Missouri
BILL ALEXANDER, Arkansas
JOHN P. MURTHA, Pennsylvania
BOB TRAXLER, Michigan
ROBERT B. DUNCAN, Oregon
JOSEPH D. EARLY, Massachusetts
CHARLES WILSON, Texas
LINDY (MRS. HALE) BOGGS, Louisiana
ADAM BENJAMIN, JR., Indiana
NORMAN D. DICKS, Washington
MATTHEW F. McHUGH, New York
BO GINN, Georgia
WILLIAM LEHMAN, Florida
JACK HIGHTOWER, Texas
JOHN W. JENRETTE, JR., South Carolina
MARTIN OLAV SABO, Minnesota
JULIAN C. DIXON, California
BENNETT M. STEWART, Illinois

SILVIO O. CONTE, Massachusetts
ROBERT H. MICHEL, Illinois
JOSEPH M. McDADE, Pennsylvania
MARK ANDREWS, North Dakota
JACK EDWARDS, Alabama
ROBERT C. McEWEN, New York
JOHN T. MYERS, Indiana
J. KENNETH ROBINSON, Virginia
CLARENCE E. MILLER, Ohio
LAWRENCE COUGHLIN, Pennsylvania
C. W. BILL YOUNG, Florida
JACK F. KEMP, New York
RALPH S. REGULA, Ohio
CLAIR W. BURGENER, California
GEORGE M. O'BRIEN, Illinois
VIRGINIA SMITH, Nebraska
ELDON RUDD, Arizona
CARL D. PURSELL, Michigan

KEITH F. MAINLAND, *Clerk and Staff Director*

CONTENTS

Page

Comparative statement of new budget (obligational) authority for 1980 and the budget estimates for 1981 1
Comparative statement of new budget (obligational) authority for 1980 (including pending supplementals) and the budget estimates for 1981 15
Comparative statement of positions for 1979 and 1980 and estimates for 1981 24

TITLE I—CONGRESSIONAL OPERATIONS

JOINT ITEMS

Joint Economic Committee 31
Joint Committee on Printing 41
Joint Committee on Taxation 51

OFFICE OF TECHNOLOGY ASSESSMENT

Salaries and expenses 61

CONGRESSIONAL BUDGET OFFICE

Salaries and expenses 123

ARCHITECT OF THE CAPITOL

Summary and general statement 209
Office of the Architect of the Capitol:
Salaries 230
Contingent expenses 251
Capitol buildings and grounds:
Capitol buildings 258
Capitol grounds 294
House Office Buildings 331
Capitol Power Plant 355

LIBRARY OF CONGRESS

Congressional Research Service

Salaries and expenses 539

GOVERNMENT PRINTING OFFICE

Congressional printing and binding 623

TITLE II—RELATED AGENCIES

Botanic Gardens

Page

Salaries and expenses 390

Library of Congress

Summary tables 403
Salaries and expenses 410
Copyright Office, salaries and expenses 524
Books for the blind and physically handicapped, salaries and expenses 564
Collection and distribution of library materials (special foreign currency program) 585
Furniture and furnishings 601
Administrative provisions 621

Architect of the Capitol

Library Buildings and Grounds

Salaries and expenses 374

Copyright Royalty Tribunal

Salaries and expenses 675

Government Printing Office

Printing and binding 631
Office of Superintendent of Documents, salaries and expenses . 638
Revolving fund 651
Statistics 658

General Accounting Office

Salaries and expenses 679

Cost-Accounting Standards Board

Salaries and expenses 753

TITLE III—CAPITAL IMPROVEMENTS

Government Printing Office

Acquisition of site and general plans and designs of building ... 646

COMPARATIVE STATEMENT OF NEW BUDGET (OBLIGATIONAL) AUTHORITY FOR 1980 AND THE BUDGET ESTIMATES FOR 1981

[Excludes Senate items and items under Architect of the Capitol for the Senate [1]]

Agency and item (1)	New budget (obligational) authority, 1980 (enacted to date) [2] (2)	Budget estimate of new (obligationa) authority, 1981 (3)	Budget estimate, 1981 compared with 1980 (enacted to date) (4)
TITLE I - CONGRESSIONAL OPERATIONS			
HOUSE OF REPRESENTATIVES			
Compensation and Mileage for the Members			
Compensation of Members	27,690,000	29,254,300	+1,564,300
Mileage of Members	210,000	210,000	---
Total, compensation and mileage for the Members	27,900,000	29,464,300	+1,564,300
House Leadership Offices			
Office of the Speaker	566,100	602,700	+36,600
Office of the Majority Floor Leader	396,500	421,600	+25,100
Office of the Minority Floor Leader	491,500	521,800	+30,300
Office of the Majority Whip	431,600	459,600	+28,000
Office of the Minority Whip	336,600	359,400	+22,800
Total, House leadership offices	2,222,300	2,365,100	+142,800

COMPARATIVE STATEMENT OF NEW BUDGET (OBLIGATIONAL) AUTHORITY FOR 1980 AND THE BUDGET ESTIMATES FOR 1981—Continued

[Excludes Senate items and items under Architect of the Capitol for the Senate [1]]

Agency and item (1)	New budget (obligational) authority, 1980 (enacted to date) [2] (2)	Budget estimate of new (obligationa) authority, 1981 (3)	Budget estimate, 1981 compared with 1980 (enacted to date) (4)
Salaries, Officers and Employees			
Office of the Clerk	8,378,400	9,680,000	+1,301,600
Office of the Sergeant at Arms	12,951,900	14,308,500	+1,356,600
Office of the Doorkeeper	4,530,100	5,084,800	+554,700
Office of the Postmaster	1,284,700	1,403,100	+118,400
Office of the Chaplain	50,000	52,800	+2,800
Office of the Parliamentarian	280,000	292,000	+12,000
Compilation of precedents of the House of Representatives	200,000	190,000	-10,000
Technical assistant, Office of the Attending Physician	32,400	34,700	+2,300
House Democratic Steering Committee	323,000	344,800	+21,800
House Democratic Caucus	85,600	90,900	+5,300
House Republican Conference	566,900	435,700	-131,200
Six minority employees	300,000	316,500	+16,500
L.B.J. Interns and Former Speakers' staff	630,300	692,900	+62,600
Total, salaries, officers and employees	29,613,300	32,926,700	+3,313,400

Committee Employees			
Professional and clerical employees (standing committees).....	24,705,000	27,000,000	+2,295,000
Committee on Appropriations (Studies and Investigations)			
Salaries and expenses.....	2,950,000	2,856,000	-94,000
Committee on the Budget (Studies)			
Salaries and expenses.....	277,000	245,000	-32,000
Office of the Law Revision Counsel			
Salaries and expenses.....	465,000	510,000	+45,000
Office of the Legislative Counsel			
Salaries and expenses.....	1,987,000	2,097,000	+110,000
Members' Clerk Hire			
Clerk hire.....	118,307,600	126,808,000	+8,500,400
Contingent Expenses of the House			
Allowances and Expenses			
Official expenses of Members.....	39,418,800	43,049,000	+3,630,200
Supplies, materials, administrative costs and Federal			

COMPARATIVE STATEMENT OF NEW BUDGET (OBLIGATIONAL) AUTHORITY FOR 1980 AND THE BUDGET ESTIMATES FOR 1981—Continued

[Excludes Senate items and items under Architect of the Capitol for the Senate [1]]

Agency and item (1)	New budget (obligational) authority, 1980 (enacted to date) [2] (2)	Budget estimate of new (obligationa) authority, 1981 (3)	Budget estimate, 1981 compared with 1980 (enacted to date) (4)
tort claims	3,483,600	7,545,000	+4,061,400
Furniture and furnishings	2,079,000	2,480,000	+401,000
Reporting hearings	1,650,000	1,810,000	+160,000
Reemployed annuitants reimbursement	661,500	1,709,000	+1,047,500
Government contributions	14,632,100	16,052,000	+1,419,900
Miscellaneous items	451,700	507,000	+55,300
Total, allowances and expenses	62,376,700	73,152,000	+10,775,300
Special and Select Committees			
Salaries and expenses	42,100,000	46,500,000	+4,400,000
Total, contingent expenses of the House	104,476,700	119,652,000	+15,175,300
Total, House of Representatives	312,903,900	343,924,100	+31,020,200

JOINT ITEMS			
Contingent Expenses of the Senate			
Joint Economic Committee	2,749,000	2,150,000	-599,000
Joint Committee on Printing	864,000	794,000	-70,000
Total, contingent expenses of the Senate	3,613,000	2,944,000	-669,000
Joint Committee on Taxation			
Salaries and expenses	2,455,000	2,670,000	+215,000
Office of the Attending Physician			
Medical supplies, equipment, expenses, and allowances	459,000	503,900	+44,900
Capitol Police			
General expenses	809,500	834,000	+24,500
Capitol Police Board	1,263,000	1,351,600	+88,600
Total, Capitol Police	2,072,500	2,185,600	+113,100
Education of Pages			
Education of congressional pages and pages of the Supreme Court	220,000	258,500	+38,500

COMPARATIVE STATEMENT OF NEW BUDGET (OBLIGATIONAL) AUTHORITY FOR 1980 AND THE BUDGET ESTIMATES FOR 1981—Continued

[Excludes Senate items and items under Architect of the Capitol for the Senate [1]]

Agency and item (1)	New budget (obligational) authority, 1980 (enacted to date) [2] (2)	Budget estimate of new (obligationa) authority, 1981 (3)	Budget estimate, 1981 compared with 1980 (enacted to date) (4)
Official Mail Costs			
Expenses	50,707,000	36,633,000	-14,074,000
Capitol Guide Service			
Salaries and expenses	613,000	664,000	+51,000
Statements of Appropriations			
Preparation	13,000	13,000	---
Total, joint items	60,152,500	45,872,000	-14,280,500
OFFICE OF TECHNOLOGY ASSESSMENT			
Salaries and expenses	11,000,000	14,200,000	+3,200,000
CONGRESSIONAL BUDGET OFFICE			
Salaries and expenses	12,117,000	13,544,000	+1,427,000

ARCHITECT OF THE CAPITOL			
Office of the Architect of the Capitol			
Salaries	2,836,000	3,401,000	+565,000
Contingent expenses	210,000	210,000	---
Total, Office of the Architect of the Capitol	3,046,000	3,611,000	+565,000
Capitol Buildings and Grounds			
Capitol buildings	7,394,000	8,675,000	+1,281,000
Capitol grounds	4,062,000	2,243,000	-1,819,000
House office buildings	18,484,000	18,010,000	-474,000
Capitol Power Plant (operation)	14,181,000	17,629,000	+3,448,000
Total, Capitol buildings and grounds	44,121,000	46,557,000	+2,436,000
Total, Architect of the Capitol (except Library buildings and grounds)	47,167,000	50,168,000	+3,001,000
LIBRARY OF CONGRESS			
Congressional Research Service			
Salaries and expenses	27,090,000	31,589,000	+4,499,000
GOVERNMENT PRINTING OFFICE			
Congressional printing and binding	74,500,000	89,978,000	+15,478,000

COMPARATIVE STATEMENT OF NEW BUDGET (OBLIGATIONAL) AUTHORITY FOR 1980 AND THE BUDGET ESTIMATES FOR 1981—Continued

[Excludes Senate items and items under Architect of the Capitol for the Senate [1]]

Agency and item (1)	New budget (obligational) authority, 1980 (enacted to date) [2] (2)	Budget estimate of new (obligationa) authority, 1981 (3)	Budget estimate, 1981 compared with 1980 (enacted to date) (4)
Total, title I - Congressional Operations.....	544,930,400	589,275,100	+44,344,700
TITLE II - OTHER AGENCIES			
BOTANIC GARDEN			
Salaries and expenses.....	1,464,000	2,092,000	+628,000
LIBRARY OF CONGRESS			
Salaries and expenses.....	102,380,000	110,895,000	+8,515,000
Copyright Office, salaries and expenses.....	9,251,000	10,612,000	+1,361,000
Books for the blind and physically handicapped, salaries and expenses.....	34,337,000	35,290,000	+953,000
Collection and distribution of library materials (special foreign currency program):			
Payments in Treasury-owned foreign currencies.....	3,187,100	3,568,100	+381,000
U.S. dollars.....	375,900	411,900	+36,000

Total, collection and distribution of library materials	3,563,000	3,980,000	+417,000
Furniture and furnishings	870,000	4,160,000	+3,290,000
Total, Library of Congress (except Congressional Research Service)	150,401,000	164,937,000	+14,536,000
ARCHITECT OF THE CAPITOL			
Library Buildings and Grounds			
Structural and mechanical care	4,410,000	11,437,000	+7,027,000
COPYRIGHT ROYALTY TRIBUNAL			
Salaries and expenses	471,000	490,000	+19,000
GOVERNMENT PRINTING OFFICE			
Printing and binding	13,646,000	22,145,000	+8,499,000
Office of Superintendent of Documents, salaries and expenses	23,000,000	26,200,000	+3,200,000
Total, Government Printing Office (except Congressional printing and binding and acquisition of site and general plans and designs of building)	36,646,000	48,345,000	+11,699,000

COMPARATIVE STATEMENT OF NEW BUDGET (OBLIGATIONAL) AUTHORITY FOR 1980 AND THE BUDGET ESTIMATES FOR 1981—Continued

[Excludes Senate items and items under Architect of the Capitol for the Senate [1]]

Agency and item (1)	New budget (obligational) authority, 1980 (enacted to date) [2] (2)	Budget estimate of new (obligationa) authority, 1981 (3)	Budget estimate, 1981 compared with 1980 (enacted to date) (4)
GENERAL ACCOUNTING OFFICE			
Salaries and expenses	200,300,000	218,070,000	+17,770,000
COST-ACCOUNTING STANDARDS BOARD			
Salaries and expenses	1,300,000	961,000	-339,000
Total, title II - other agencies	394,992,000	446,332,000	+51,340,000
TITLE III - CAPITAL IMPROVEMENTS			
GOVERNMENT PRINTING OFFICE			
Acquisition of site and general plans and designs of building	---	20,869,000	+20,869,000

Grand total, titles I, II and III: New budget (obligational) authority.....	939,922,400	1,056,476,100	+116,553,700
RECAPITULATION			
TITLE I - CONGRESSIONAL OPERATIONS.....	544,930,400	589,275,100	+44,344,700
TITLE II - OTHER AGENCIES.....	394,992,000	446,332,000	+51,340,000
TITLE III - CAPITAL IMPROVEMENTS.....	---	20,869,000	+20,869,000
TITLE I - CONGRESSIONAL OPERATIONS			
House of Representatives.....	312,903,900	343,924,100	+31,020,200
Joint Items.....	60,152,500	45,872,000	-14,280,500
Office of Technology Assessment.....	11,000,000	14,200,000	+3,200,000
Congressional Budget Office.....	12,117,000	13,544,000	+1,427,000
Architect of the Capitol (except Library buildings and grounds).....	47,167,000	50,168,000	+3,001,000
Congressional Research Service, Library of Congress...	27,090,000	31,589,000	+4,499,000
Congressional printing and binding, Government Printing Office.....	74,500,000	89,978,000	+15,478,000
Total, title I - congressional operations.....	544,930,400	589,275,100	+44,344,700
TITLE II - OTHER AGENCIES			
Botanic Garden.....	1,464,000	2,092,000	+628,000
Library of Congress (except Congressional Research			

COMPARATIVE STATEMENT OF NEW BUDGET (OBLIGATIONAL) AUTHORITY FOR 1980 AND THE BUDGET ESTIMATES FOR 1981—Continued

[Excludes Senate items and items under Architect of the Capitol for the Senate [1]]

Agency and item (1)	New budget (obligational) authority, 1980 (enacted to date) [2] (2)	Budget estimate of new (obligationa) authority, 1981 (3)	Budget estimate, 1981 compared with 1980 (enacted to date) (4)
Service)	150,401,000	164,937,000	+14,536,000
Library buildings and grounds, Architect of the Capitol	4,410,000	11,437,000	+7,027,000
Copyright Royalty Tribunal	471,000	490,000	+19,000
Government Printing Office (except congressional printing and binding)	36,646,000	48,345,000	+11,699,000
General Accounting Office	200,300,000	218,070,000	+17,770,000
Cost-Accounting Standards Board	1,300,000	961,000	-339,000
Total, title II - other agencies	394,992,000	446,332,000	+51,340,000
TITLE III - CAPITAL IMPROVEMENTS			
Government Printing Office	---	20,869,000	+20,869,000
Grand total, new budget (obligational) authority	939,922,400	1,056,476,100	+116,553,700

[1] Reconciliation with 1981 budget (H. Doc. 96-247):	
Subcommittee print	$1,056,476,100
Senate	+213,336,000
Office of Technology Assessment:	
Contributions and donations	+5,000
Architect of the Capitol:	
Senate office buildings	+13,496,000
Senate garage	+186,000
Library of Congress: Permanent funds:	
Oliver Wendell Holmes Devise Fund	+3,000
Payment to copyright owners	+17,280,000
Gift and trust funds	+5,082,000
U.S. Tax Court	+10,525,000
Commission of Security and Cooperation in Europe	+450,000
Total 1981 Budget, Jan. 1980 (H. Doc. 96-247)	1,316,839,100
[2] Excludes pending supplemental requests as follows (see pp. 241-243 this print); Program:	
H. Doc. 96-247:	
House of Representatives	7,426,000
Government Printing Office	$790,000
Total program supplementals (H. Doc. 96-247)	8,216,000
Pay:	
H. Doc. 96-247:	
Senate	9,929,000
House of Representatives	17,046,100
Joint Items	292,000
Office of Technology Assessment	284,000
Congressional Budget Office	414,000
Architect of the Capitol (includes $508,000 for Senate items)	2,094,000
Botanic Garden	70,000
Library of Congress	7,573,000
Copyright Royalty Tribunal	19,000
Government Printing Office	401,000
General Accounting Office	8,767,000
Total, pay supplementals	46,889,100
Total, pending supplementals	55,105,100

COMPARATIVE STATEMENT OF NEW BUDGET (OBLIGATIONAL) AUTHORITY FOR 1980 (INCLUDING PENDING SUPPLEMENTALS) AND THE BUDGET ESTIMATES FOR 1981

[Excludes Senate items and items under Architect of the Capitol for the Senate [1]]

Agency and item	New BA Enacted Fiscal Year 80 [2]	Proposed Pay Increase Supplemental	Proposed Program Supplemental	Combined Amounts Fiscal Year 80	New BA Estimates Fiscal Year 81	FY 81 estimate compared with FY 80 combined
TITLE I - CONGRESSIONAL OPERATIONS						
HOUSE OF REPRESENTATIVES						
Compensation and Mileage for the Members						
Compensation of Members	27,690,000	1,523,000	—	29,213,000	29,254,300	+41,300
Mileage of Members	210,000	—	—	210,000	210,000	—
Total, compensation and mileage for the Members	27,900,000	1,523,000	—	29,423,000	29,464,300	+41,300
House Leadership Offices						
Office of the Speaker	566,100	36,600	—	602,700	602,700	—
Office of the Majority Floor Leader	396,500	25,100	—	421,600	421,600	—
Office of the Minority Floor Leader	491,500	30,300	—	521,800	521,800	—
Office of the Majority Whip	431,600	28,000	—	459,600	459,600	—
Office of the Minority Whip	336,600	22,800	—	359,400	359,400	—
Total, House leadership offices	2,222,300	142,800	—	2,365,100	2,365,100	—
Salaries, Officers and Employees						
Office of the Clerk	8,378,400	582,500	—	8,960,900	9,680,000	+719,100
Office of the Sergeant at Arms	12,951,900	830,900	—	13,782,800	14,308,500	+525,700
Office of the Doorkeeper	4,530,100	299,700	—	4,829,800	5,084,800	+255,000
Office of the Postmaster	1,284,700	78,800	—	1,363,500	1,403,100	+39,600
Office of the Chaplain	50,000	2,800	—	52,800	52,800	—
Office of the Parliamentarian	280,000	15,900	—	295,900	292,000	-3,900
Compilation of precedents of the House of Representatives	200,000	10,000	—	210,000	190,000	-20,000

COMPARATIVE STATEMENT OF NEW BUDGET (OBLIGATIONAL) AUTHORITY FOR 1980 (INCLUDING PENDING SUPPLEMENTALS) AND THE BUDGET ESTIMATES FOR 1981—Continued

[Excludes Senate items and items under Architect of the Capitol for the Senate [1]]

Agency and item	New BA Enacted Fiscal Year 80 [2]	Proposed Pay Increase Supplemental	Proposed Program Supplemental	Combined Amounts Fiscal Year 80	New BA Estimates Fiscal Year 81	FY 81 estimate compared with FY 80 combined
Technical assistant, Office of the Attending Physician	32,400	2,300	—	34,700	34,700	—
House Democratic Steering Committee	323,000	21,800	—	344,800	344,800	—
House Democratic Caucus	85,600	5,300	—	90,900	90,900	—
House Republican Conference	566,900	27,100	—	594,000	435,700	-158,300
Six minority employees	300,000	16,500	—	316,500	316,500	—
L.B.J. Interns and Former Speakers' staff	630,300	56,000	—	686,300	692,900	+6,600
Total, salaries, officers and employees	29,613,300	1,949,600	—	31,562,900	32,926,700	+1,363,800
Committee Employees						
Professional and clerical employees (standing committees)	24,705,000	1,700,000	—	26,405,000	27,000,000	+595,000
Committee on Appropriations (Studies and Investigations)						
Salaries and expenses	2,950,000	19,700	—	2,969,700	2,856,000	-113,700
Committee on the Budget (Studies)						
Salaries and expenses	277,000	—	—	277,000	245,000	-32,000
Office of the Law Revision Counsel						
Salaries and expenses	465,000	28,000	—	493,000	510,000	+17,000
Office of the Legislative Counsel						
Salaries and expenses	1,987,000	99,000	—	2,086,000	2,097,000	+11,000

Members' Clerk Hire						
Clerk hire	118,307,600	8,500,000	—	126,807,600	126,808,000	+400
Contingent Expenses of the House						
Allowances and Expenses						
Official expenses of Members	39,418,800	—	3,630,000	43,048,800	43,049,000	+200
Supplies, materials, administrative costs and Federal tort claims	3,483,600	—	3,796,000	7,279,600	7,545,000	+265,400
Furniture and furnishings	2,079,000	—	—	2,079,000	2,480,000	+401,000
Reporting hearings	1,650,000	—	—	1,650,000	1,810,000	+160,000
Reemployed annuitants reimbursement	661,500	—	—	661,500	1,709,000	+1,047,500
Government contributions	14,632,100	1,024,300	—	15,656,400	16,052,000	+395,600
Miscellaneous items	451,700	4,700	—	456,400	507,000	+50,600
Total, allowances and expenses	62,376,700	1,029,000	7,426,000	70,831,700	73,152,000	+2,320,300
Special and Select Committees						
Salaries and expenses	42,100,000	2,055,000	—	44,155,000	46,500,000	+2,345,000
Total, contingent expenses of the House	104,476,700	3,084,000	7,426,000	114,986,700	119,652,000	+4,665,300
Total, House of Representatives	312,903,900	17,046,100	7,426,000	337,376,000	343,924,100	+6,548,100
JOINT ITEMS						
Contingent Expenses of the Senate						
Joint Economic Committee	2,749,000	116,000	—	2,865,000	2,150,000	-715,000
Joint Committee on Printing	864,000	—	—	864,000	794,000	-70,000
Total, contingent expenses of the Senate	3,613,000	116,000	—	3,729,000	2,944,000	-785,000
Joint Committee on Taxation						
Salaries and expenses	2,455,000	134,000	—	2,589,000	2,670,000	+81,000
Office of the Attending Physician						
Medical supplies, equipment, expenses, and allowances	459,000	—	—	459,000	503,900	+44,900

COMPARATIVE STATEMENT OF NEW BUDGET (OBLIGATIONAL) AUTHORITY FOR 1980 (INCLUDING PENDING SUPPLEMENTALS) AND THE BUDGET ESTIMATES FOR 1981—Continued

[Excludes Senate items and items under Architect of the Capitol for the Senate [1]]

Agency and item	New BA Enacted Fiscal Year 80 [2]	Proposed Pay Increase Supplemental	Proposed Program Supplemental	Combined Amounts Fiscal Year 80	New BA Estimates Fiscal Year 81	FY 81 estimate compared with FY 80 combined
Capitol Police						
General expenses	809,500	—	—	809,500	834,000	+24,500
Capitol Police Board	1,263,000	—	—	1,263,000	1,351,600	+88,600
Total, Capitol Police	2,072,500	—	—	2,072,500	2,185,600	+113,100
Education of Pages						
Education of congressional pages and pages of the Supreme Court	220,000	—	—	220,000	258,500	+38,500
Official Mail Costs						
Expenses	50,707,000	—	—	50,707,000	36,633,000	-14,074,000
Capitol Guide Service						
Salaries and expenses	613,000	42,000	—	655,000	664,000	+9,000
Statements of Appropriations						
Preparation	13,000	—	—	13,000	13,000	—
Total, joint items	60,152,500	292,000	—	60,444,500	45,872,000	-14,572,500
OFFICE OF TECHNOLOGY ASSESSMENT						
Salaries and expenses	11,000,000	284,000	—	11,284,000	14,200,000	+2,916,000

CONGRESSIONAL BUDGET OFFICE						
Salaries and expenses	12,117,000	414,000	—	12,531,000	13,544,000	+1,013,000
ARCHITECT OF THE CAPITOL						
Office of the Architect of the Capitol						
Salaries	2,836,000	172,000	—	3,008,000	3,401,000	+393,000
Contingent expenses	210,000	—	—	210,000	210,000	—
Total, Office of the Architect of the Capitol	3,046,000	172,000	—	3,218,000	3,611,000	+393,000
Capitol Buildings and Grounds						
Capitol buildings	7,394,000	308,000	—	7,702,000	8,675,000	+973,000
Capitol grounds	4,062,000	107,000	—	4,169,000	2,243,000	-1,926,000
House office buildings	18,484,000	700,000	—	19,184,000	18,010,000	-1,174,000
Capitol Power Plant (operation)	14,181,000	125,000	—	14,306,000	17,629,000	+3,323,000
Total, Capitol buildings and grounds	44,121,000	1,240,000	—	45,361,000	46,557,000	+1,196,000
Total, Architect of the Capitol (except Library buildings and grounds)	47,167,000	1,412,000	—	48,579,000	50,168,000	+1,589,000
LIBRARY OF CONGRESS						
Congressional Research Service						
Salaries and expenses	27,090,000	1,600,000	—	28,690,000	31,589,000	+2,899,000
GOVERNMENT PRINTING OFFICE						
Congressional printing and binding	74,500,000	—	—	74,500,000	89,978,000	+15,478,000
Total, title I - Congressional Operations	544,930,400	21,048,100	7,426,000	573,404,500	589,275,100	+15,870,600
TITLE II - OTHER AGENCIES						
BOTANIC GARDEN						
Salaries and expenses	1,464,000	70,000	—	1,534,000	2,092,000	+558,000

COMPARATIVE STATEMENT OF NEW BUDGET (OBLIGATIONAL) AUTHORITY FOR 1980 (INCLUDING PENDING SUPPLEMENTALS) AND THE BUDGET ESTIMATES FOR 1981—Continued

[Excludes Senate items and items under Architect of the Capitol for the Senate [1]]

Agency and item	New BA Enacted Fiscal Year 80 [2]	Proposed Pay Increase Supplemental	Proposed Program Supplemental	Combined Amounts Fiscal Year 80	New BA Estimates Fiscal Year 81	FY 81 estimate compared with FY 80 combined
LIBRARY OF CONGRESS						
Salaries and expenses	102,380,000	4,979,000	—	107,359,000	110,895,000	+3,536,000
Copyright Office, salaries and expenses	9,251,000	781,000	—	10,032,000	10,612,000	+580,000
Books for the blind and physically handicapped, salaries and expenses	34,337,000	196,000	—	34,533,000	35,290,000	+757,000
Collection and distribution of library materials (special foreign currency program):						
Payments in Treasury-owned foreign currencies	3,187,100	—	—	3,187,100	3,568,100	+381,000
U.S. dollars	375,900	17,000	—	392,900	411,900	+19,000
Total, collection and distribution of library materials	3,563,000	17,000	—	3,580,000	3,980,000	+400,000
Furniture and furnishings	870,000	—	—	870,000	4,160,000	+3,290,000
Total, Library of Congress (except Congressional Research Service)	150,401,000	5,973,000	—	156,374,000	164,937,000	+8,563,000
ARCHITECT OF THE CAPITOL						
Library Buildings and Grounds						
Structural and mechanical care	4,410,000	174,000	—	4,584,000	11,437,000	+6,853,000
COPYRIGHT ROYALTY TRIBUNAL						
Salaries and expenses	471,000	19,000	—	490,000	490,000	—

GOVERNMENT PRINTING OFFICE						
Printing and binding	13,646,000	—	—	13,646,000	22,145,000	+8,499,000
Office of Superintendent of Documents, salaries and expenses	23,000,000	401,000	790,000	24,191,000	26,200,000	+2,009,000
Total, Government Printing Office (except Congressional printing and binding and acquisition of site and general plans and designs of building)	36,646,000	401,000	790,000	37,837,000	48,345,000	+10,508,000
GENERAL ACCOUNTING OFFICE						
Salaries and expenses	200,300,000	8,767,000	—	209,067,000	218,070,000	+9,003,000
COST-ACCOUNTING STANDARDS BOARD						
Salaries and expenses	1,300,000	—	—	1,300,000	961,000	-339,000
Total, title II - other agencies	394,992,000	15,404,000	790,000	411,186,000	446,332,000	+35,146,000
TITLE III - CAPITAL IMPROVEMENTS						
GOVERNMENT PRINTING OFFICE						
Acquisition of site and general plans and designs of building	—	—	—	—	20,869,000	+20,869,000
Grand total, titles I, II and III: New budget (obligational) authority	939,922,400	36,452,100	8,216,000	984,590,500	1,056,476,100	+71,885,600
RECAPITULATION						
TITLE I - CONGRESSIONAL OPERATIONS	544,930,400	21,048,100	7,426,000	573,404,500	589,275,100	+15,870,600
TITLE II - OTHER AGENCIES	394,992,000	15,404,000	790,000	411,186,000	446,332,000	+35,146,000
TITLE III - CAPITAL IMPROVEMENTS	—	—	—	—	20,869,000	+20,869,000

COMPARATIVE STATEMENT OF NEW BUDGET (OBLIGATIONAL) AUTHORITY FOR 1980 (INCLUDING PENDING SUPPLEMENTALS) AND THE BUDGET ESTIMATES FOR 1981—Continued

[Excludes Senate items and items under Architect of the Capitol for the Senate [1]]

Agency and item	New BA Enacted Fiscal Year 80 [2]	Proposed Pay Increase Supplemental	Proposed Program Supplemental	Combined Amounts Fiscal Year 80	New BA Estimates Fiscal Year 81	FY 81 estimate compared with FY 80 combined
TITLE I - CONGRESSIONAL OPERATIONS						
House of Representatives	312,903,900	17,046,100	7,426,000	337,376,000	343,924,100	+6,548,100
Joint Items	60,152,500	292,000	—	60,444,500	45,872,000	-14,572,500
Office of Technology Assessment	11,000,000	284,000	—	11,284,000	14,200,000	+2,916,000
Congressional Budget Office	12,117,000	414,000	—	12,531,000	13,544,000	+1,013,000
Architect of the Capitol (except Library buildings and grounds)	47,167,000	1,412,000	—	48,579,000	50,168,000	+1,589,000
Congressional Research Service, Library of Congress	27,090,000	1,600,000	—	28,690,000	31,589,000	+2,899,000
Congressional printing and binding, Government Printing Office	74,500,000	—	—	74,500,000	89,978,000	+15,478,000
Total, title I - congressional operations	544,930,400	21,048,100	7,426,000	573,404,500	589,275,100	+15,870,600
TITLE II - OTHER AGENCIES						
Botanic Garden	1,464,000	70,000	—	1,534,000	2,092,000	+558,000
Library of Congress (except Congressional Research Service)	150,401,000	5,973,000	—	156,374,000	164,937,000	+8,563,000
Library buildings and grounds, Architect of the Capitol	4,410,000	174,000	—	4,584,000	11,437,000	+6,853,000
Copyright Royalty Tribunal	471,000	19,000	—	490,000	490,000	—
Government Printing Office (except congressional printing and binding)	36,646,000	401,000	790,000	37,837,000	48,345,000	+10,508,000
General Accounting Office	200,300,000	8,767,000	—	209,067,000	218,070,000	+9,003,000
Cost-Accounting Standards Board	1,300,000	—	—	1,300,000	961,000	-339,000
Total, title II - other agencies	394,992,000	15,404,000	790,000	411,186,000	446,332,000	+35,146,000

TITLE III - CAPITAL IMPROVEMENTS						
Government Printing Office	—	—	—	—	20,869,000	+20,869,000
Grand total, new budget (obligational) authority	939,922,400	36,452,100	8,216,000	984,590,500	1,056,476,100	+71,885,600

[1] Reconciliation with 1981 budget (H. Doc. 96-247):

Subcommittee print	$1,056,476,100
Senate	+213,336,000
Office of Technology Assessment:	
Contributions and donations	+5,000
Architect of the Capitol:	
Senate office buildings	+13,496,000
Senate garage	+186,000
Library of Congress: Permanent funds:	
Oliver Wendell Holmes Devise Fund	+3,000
Payment to copyright owners	+17,280,000
Gift and trust funds	+5,082,000
U.S. Tax Court	+10,525,000
Commission of Security and Cooperation in Europe	+450,000
Total 1981 Budget, Jan. 1980 (H. Doc. 96-247)	1,316,839,100

[2] Excludes pending supplemental requests as follows (see pp. 241-243 this print); Program:

H. Doc. 96-247:	
House of Representatives	7,426,000
Government Printing Office	$790,000
Total program supplementals (H. Doc. 96-247)	8,216,000

Pay:

H. Doc. 96-247:	
Senate	9,929,000
House of Representatives	17,046,100
Joint Items	292,000
Office of Technology Assessment	284,000
Congressional Budget Office	414,000
Architect of the Capitol (includes $508,000 for Senate items)	2,094,000
Botanic Garden	70,000
Library of Congress	7,573,000
Copyright Royalty Tribunal	19,000
Government Printing Office	401,000
General Accounting Office	8,767,000
Total, pay supplementals	46,889,100
Total, pending supplementals	55,105,100

COMPARATIVE STATEMENT OF POSITIONS FOR 1979 AND 1980 AND ESTIMATES FOR 1981

[Excludes Senate items and items under Architect of the Capitol for the Senate]

Agency or item	Fiscal year 1979 actual	Fiscal year 1980 estimates	Fiscal year 1981 estimates	Fiscal year 1981 estimates compared with—	
				Fiscal year 1979 actual	Fiscal year 1980 estimates
TITLE I—CONGRESSIONAL OPERATIONS					
HOUSE OF REPRESENTATIVES					
COMPENSATION AND MILEAGE FOR THE MEMBERS					
Compensation of Members					
Mileage of Members					
Total, compensation and mileage for the Members					
HOUSE LEADERSHIP OFFICES					
Office of the Speaker	22	22	24	+2	+2
Office of the Majority Floor Leader	15	16	16	+1	0
Office of the Minority Floor Leader	19	17	17	−2	0
Office of the Majority Whip	14	13	13	−1	0
Office of the Minority Whip	12	11	11	−1	0
Total, House Leadership Offices	82	79	81	−1	+2

COMPARATIVE STATEMENT OF POSITIONS FOR 1979 AND 1980 AND ESTIMATES FOR 1981—CONTINUED

[Excludes Senate items and items under Architect of the Capitol for the Senate]

Agency or item	Fiscal year 1979 actual	Fiscal year 1980 estimates	Fiscal year 1981 estimates	Fiscal year 1981 estimates compared with—	
				Fiscal year 1979 actual	Fiscal year 1980 estimates
TITLE I—CONGRESSIONAL OPERATIONS—CONTINUED					
SALARIES, OFFICERS AND EMPLOYEES					
Office of the Clerk	452	454	454	+2	0
Office of the Sergeant at Arms:					
Immediate office	18	18	18		
Capitol Police (House detail)	628	643	643	+15	
Office of the Doorkeeper	354	354	354		
Office of the Postmaster	99	99	99		
Office of the Chaplin	1	1	1		
Office of the Parliamentarian	6	6	6		
Compilation of precedents of the House of Representatives	4	4	4		
Technical assistant, Office of the Attending Physician	1	1	1		
House Democratic Steering Committee	11	10	10		
House Democratic Caucus	[1] 2	4	4	+2	0
House Republican Conference	20	21	21		
Six minority employees	6	6	6		
L.B.J. interns and former Speakers' staffs:					
L.B.J. interns	343	343	343		
Former Speakers' staffs	5	5	5		
Total, Salaries, Officers and Employees	1,950	1,969	1,969	+19	0

COMPARATIVE STATEMENT OF POSITIONS FOR 1979 AND 1980 AND ESTIMATES FOR 1981—CONTINUED

[Excludes Senate items and items under Architect of the Capitol for the Senate]

Agency or item	Fiscal year 1979 actual	Fiscal year 1980 estimates	Fiscal year 1981 estimates	Fiscal year 1981 estimates compared with—	
				Fiscal year 1979 actual	Fiscal year 1980 estimates
TITLE I—CONGRESSIONAL OPERATIONS—CONTINUED					
COMMITTEE EMPLOYEES					
Professional and clerical employees (standing committees)	743	748	748	+5	0
COMMITTEE ON APPROPRIATIONS (STUDIES AND INVESTIGATIONS)					
Salaries and expenses	10	10	10		
COMMITTEE ON THE BUDGET (STUDIES)					
Salaries and expenses					
OFFICE OF THE LAW REVISION COUNSEL					
Salaries and expenses	12	12	12		
OFFICE OF THE LEGISLATIVE COUNSEL					
Salaries and expenses	46	48	48	+2	0
MEMBERS' CLERK HIRE					
Clerk hire	7,194	7,244	7,244	+50	0
CONTINGENT EXPENSES OF THE HOUSE ALLOWANCES AND EXPENSES					
Official expenses of Members					
Postage stamps					
Supplies, materials, administrative costs and Federal tort claims					
Furniture and furnishings					
Reporting hearings					
Reemployed annuitants reimbursement					
Government contributions					
Miscellaneous items	3	3	3		
Total, Allowances and Expenses	3	3	3		

See footnotes at end of table

COMPARATIVE STATEMENT OF POSITIONS FOR 1979 AND 1980 AND ESTIMATES FOR 1981—CONTINUED

[Excludes Senate items and items under Architect of the Capitol for the Senate]

Agency or item	Fiscal year 1979 actual	Fiscal year 1980 estimates	Fiscal year 1981 estimates	Fiscal year 1981 estimates compared with—	
				Fiscal year 1979 actual	Fiscal year 1980 estimates
TITLE I—CONGRESSIONAL OPERATIONS—CONTINUED					
SPECIAL AND SELECT COMMITTEES					
Salaries and expenses	1,294	1,278	1,278	−16	0
Total, contingent expenses of the House	1,297	1,281	1,281	−16	0
Total, House of Representatives	11,334	11,391	11,393	+59	+2
JOINT ITEMS					
CONTINGENT EXPENSES OF THE SENATE					
Joint Economic Committee	46	46	46	.....	.....
Joint Committee on Printing	16	17	18	+2	+1
Total, contingent expenses of the Senate	62	63	64	+2	+1
CONTINGENT EXPENSES OF THE HOUSE					
Joint Committee on Taxation	45	64	64	+19	0
OFFICE OF THE ATTENDING PHYSICIAN					
Medical supplies, equipment, expenses, and allowances	10	10	10	.....	.....
CAPITOL POLICE					
General expenses	(628)	(628)	(628)	.....	.....
Capitol Police Board	(29)	(28)	(24)	(−1)	(−5)
Total, Capitol Police	(657)	(656)	(652)	(−1)	(−5)

COMPARATIVE STATEMENT OF POSITIONS FOR 1979 AND 1980 AND ESTIMATES FOR 1981—CONTINUED

[Excludes Senate items and items under Architect of the Capitol for the Senate]

Agency or item	Fiscal year 1979 actual	Fiscal year 1980 estimates	Fiscal year 1981 estimates	Fiscal year 1981 estimates compared with—	
				Fiscal year 1979 actual	Fiscal year 1980 estimates
TITLE I—CONGRESSIONAL OPERATIONS—CONTINUED					
EDUCATION OF PAGES					
Education of congressional pages and pages of the Supreme Court	(8)	(8)	(8)		
OFFICIAL MAIL COSTS					
Expenses					
CAPITOL GUIDE SERVICE					
Salaries and expenses	[2] 28	[2] 28	[2] 28		
STATEMENTS OF APPROPRIATIONS					
Preparation					
Total, joint items	145	165	166	+21	+1
OFFICE OF TECHNOLOGY ASSESSMENT					
Salaries and expenses	[3] 130	130	160	+30	+30
CONGRESSIONAL BUDGET OFFICE					
Salaries and expenses	218	218	218		
ARCHITECT OF THE CAPITOL					
Salaries, Office of the Architect of the Capitol	90	94	111	+21	+17
Capitol buildings	215	215	220	+5	+5
Capitol grounds	80	80	80		
House Office Buildings	797	797	786	−11	−11
Capitol Power Plant (operation)	104	104	104		
Total, Architect of the Capitol (except Library buildings and grounds)	1,286	1,290	1,301	+15	+11

COMPARATIVE STATEMENT OF POSITIONS FOR 1979 AND 1980 AND ESTIMATES FOR 1981—CONTINUED

[Excludes Senate items and items under Architect of the Capitol for the Senate]

Agency or item	Fiscal year 1979 actual	Fiscal year 1980 estimates	Fiscal year 1981 estimates	Fiscal year 1981 estimates compared with—	
				Fiscal year 1979 actual	Fiscal year 1980 estimates
TITLE I—CONGRESSIONAL OPERATIONS—CONTINUED					
LIBRARY OF CONGRESS					
CONGRESSIONAL RESEARCH SERVICE					
Salaries and expenses	856	868	941	+85	+73
GOVERNMENT PRINTING OFFICE					
Congressional printing and binding					
Total, title I—Congressional operations	13,969	14,062	14,169	+200	+107
TITLE II—OTHER AGENCIES					
BOTANIC GARDEN					
Salaries and expenses	57	57	57		
LIBRARY OF CONGRESS					
Salaries and expenses	3,332	3,463	3,590	+258	+127
Copyright Office, salaries and expenses	596	593	604	+8	+11
Books for the blind and physically handicapped, salaries and expenses	116	116	124	+8	+8
Collection and distribution of library materials (special foreign currency program)	10	9	9	−1	
Furniture and furnishings					
Total, Library of Congress (except Congressional Research Service)	4,054	4,181	4,327	+273	+146
ARCHITECT OF THE CAPITOL					
LIBRARY BUILDINGS AND GROUNDS					
Structural and mechanical care	136	136	136		

See footnotes at end of table

COMPARATIVE STATEMENT OF POSITIONS FOR 1979 AND 1980 AND ESTIMATES FOR 1981

[Excludes Senate items and items under Architect of the Capitol for the Senate]

Agency or item	Fiscal year 1979 actual	Fiscal year 1980 estimates	Fiscal year 1981 estimates	Fiscal year 1981 estimates compared with—	
				Fiscal year 1979 actual	Fiscal year 1980 estimates
TITLE II—OTHER AGENCIES—CONTINUED					
COPYRIGHT ROYALTY TRIBUNAL					
Salaries and expenses	18	10	10	−8	
GOVERNMENT PRINTING OFFICE					
Printing and binding					
Office of Superintendent of Documents, salaries and expenses	304	324	324	+20	
GENERAL ACCOUNTING OFFICE					
Salaries and expenses	5,062	5,275	5,275	+213	
COST-ACCOUNTING STANDINGS BOARD					
Salaries and expenses	30	28	20	−10	−8
Total, title II—Other agencies	9,661	10,011	10,149	+488	+138
TITLE III—CAPITAL IMPROVEMENTS					
GOVERNMENT PRINTING OFFICE					
Acquisition of site and general plans and designs of building					
Total positions, titles I, II, and III	[4] 23,630	24,073	24,318	+688	+245
RECAPITULATION					
Title I—Congressional operations	[4] 13,969	14,062	14,169	+200	+107
Title II—Other agencies	[4] 9,661	10,011	10,149	+488	+138
Title III—Capital improvements					

[1] Funds depleted June 1979.
[2] In addition Pub. L. 95–391 authorizes 2 temporary positions not to exceed 120 days and 10 temporary positions not to exceed 6 months.
[3] Excludes 10 positions in Pub. L. 95–355 for Future Energy Alternatives Study.
[4] Does not reflect effect of section 311 of the Legislative Branch Appropriation Act, 1979 (Pub. L. 95–391) which requires that 5 percent of total budget authority not required by law shall be withheld from obligation and expenditure.

LLOYD BENTSEN, TEX., CHAIRMAN
WILLIAM PROXMIRE, WIS.
ABRAHAM RIBICOFF, CONN.
EDWARD M. KENNEDY, MASS.
GEORGE MC GOVERN, S. DAK.
PAUL S. SARBANES, MD.
JACOB K. JAVITS, N.Y.
WILLIAM V. ROTH, JR., DEL.
JAMES A. MC CLURE, IDAHO
ROGER W. JEPSEN, IOWA
JOHN M. ALBERTINE,
EXECUTIVE DIRECTOR

Congress of the United States
JOINT ECONOMIC COMMITTEE
(CREATED PURSUANT TO SEC. 5(a) OF PUBLIC LAW 304, 79TH CONGRESS)
WASHINGTON, D.C. 20510

RICHARD BOLLING, MO.,
VICE CHAIRMAN
HENRY S. REUSS, WIS.
WILLIAM S. MOORHEAD, PA.
LEE H. HAMILTON, IND.
GILLIS W. LONG, LA.
PARREN J. MITCHELL, MD.
CLARENCE J. BROWN, OHIO
MARGARET M. HECKLER, MASS.
JOHN H. ROUSSELOT, CALIF.
CHALMERS P. WYLIE, OHIO

December 11, 1979

The Honorable Adam Benjamin, Jr.
Chairman
Legislative Branch Appropriations
Subcommittee
House Appropriations Committee
Washington, D.C. 20515

Dear Mr. Chairman:

I am pleased to submit herewith the appropriations request of the Joint Economic Committee for fiscal year 1981, and I look forward to appearing before your Subcommittee.

The Committee is requesting the amount of $1,950,000 for fiscal year 1981.

The JEC request for FY 1981 is $608,000 below the request we submitted for FY 1980. This represents a 24 percent reduction from the total appropriation requested by the JEC for FY 1980.

This substantial reduction is made possible because the Committee will complete its Special Study on Economic Change by December 31, 1980. We are determined to complete the Special Study without additional funds beyond what has already been appropriated for that project.

The $1,950,000 figure for FY 1981 represents an increase of $90,000 over what the Committee requested for its regular activities for FY 1980. That increase is simply adequate to pay the cost-of-living increase mandated on October 1, 1979, during FY 1981.

Mr. Chairman, this is a very tight budget. The Committee for the fourth consecutive year is not requesting an increase in staff. While our staff size has remained constant, I believe the quality of our work is constantly improving and hence our service to our colleagues in the Congress is growing.

The Joint Economic Committee, along with the President's Council of Economic Advisers, was established by the Employment Act of 1946. The Committee is to the Congress what the Council of Economic Advisers is to the President -- the body which advises on the broad spectrum of economic issues. The Committee has a statutory responsibility to make an annual report to the Congress on the President's economic program.

In March 1979, for the first time in 20 years, all 20 Members of the Joint Economic Committee, Democrats and Republicans, liberals and conservatives, signed the Committee's annual report. The Committee also issued a unified midyear report in August. These reports recommend a fundamental change in the direction economic policy has taken over the last generation. The Committee called for an end to an economic philosophy which seeks to solve all economic problems by focusing exclusively on the demand side of the economy. Instead, we urged a new economic strategy to enhance the supply side of the economy through new incentives for saving and investment, rational reform of the Federal regulatory system, and reduction in the reliance on undependable foreign sources of energy.

We are proud of these reports and happy about the reception they have received from our colleagues in the Congress, from members of the academic community, and from serious financial writers and experts. As a result of our Committee's work, many of our colleagues have begun to focus their attention on the serious problem of our economy's dismal productivity performance.

In addition to the annual and midyear reports, the Committee released 13 reports and studies during 1979 covering such topics as structural employment and training programs; the Soviet economy and East-West commercial relations; the U.S. role in a changing world political economy; productivity in the Federal Government; the economic consequences of the Iranian Revolution; and problems of central city businesses.

The Committee held 16 sets of hearings, covering 67 days during 1979. Many of those hearings elicited information which will be of important use to economic policymakers within and outside of the Congress. The hearings have explored, for example, the inadequacy of the Consumer Price Index as a measure of the cost of living -- a topic I understand the House

Appropriations Committee is very interested in because of the number of Federal programs which are "indexed." The Committee also held a series of hearings on international comparisons of productivity performance which will be helpful as the Congress comes to terms with the need to reindustrialize America.

Mr. Chairman, I believe that there is nothing so powerful as a new idea. The Joint Economic Committee's responsibility is to be an "idea factory" for the Congress.

I believe the JEC is on the cutting edge of a new approach to economics. A very distinguished economic historian with a worldwide reputation recently suggested in an academic paper that the JEC's 1979 annual report may well be "an historic document." We hope to continue to produce this kind of work and we expect particularly that the Special Study on Economic Change will make a profound contribution to the state of knowledge about our complex economy.

Mr. Chairman, we have requested an appropriation which is lean, but which will permit us to continue to serve our colleagues in the Congress by providing new approaches to the serious economic problems we have today so that our economy in the 1980's and beyond will ensure an increased standard of living for our people.

Sincerely,

Lloyd Bentsen
Chairman

Enclosures - See attached list

Enclosures:

1. Charts, Joint Economic Committee: Actual FY 1979 and Estimated FY 1980 and FY 1981
2. Special Study on Economic Change Progress Report and Charts
3. Joint Economic Report 1979
4. Midyear Review of the Economy: The Outlook for 1979
5. Outlook - 1980's
6. Monitoring Inflation, May 1979 Consumer Price Index Hearing, May 25, 1979
7. Monitoring Inflation, October Consumer Price Index Hearing, October 26, 1979
8. Speech by Walter W. Rostow at the 1979 History Forum, Dusquesne University, Pittsburgh, Pa., October 18, 1979 - "Can Useful Lessons be Drawn from Economic History?"

# # #

(Clerk's Note: Enclosures No. 3 through 8 have not been reproduced in this document. They have been retained in the Subcommittee files.)

JOINT ECONOMIC COMMITTEE EXPENDITURES: ACTUAL FISCAL YEAR 1979 AND ESTIMATED FISCAL YEAR 1980 AND FISCAL YEAR 1981

	1979 Actual	1980 Estimate	1981 Estimate
Appropriation or estimate. . .	$1,800,000	$1,862,000	$1,950,000
Oct 1, 1978 supplemental (not appropriated).	56,616		
Oct 1, 1978 supple.agcy. contr. (not appropriated	5,384		
JEC total.	$1,862,000	$1,862,000	$1,950,000
Special Study Total. .	561,000	696,000	-0-
TOTALS	$2,423,000	$2,558,000	$1,950,000
Personnel services - Joint Economic Committee			
Salary levels:			
$49,583 to $52,353.		4	4
$40,001 to $49,583	14	10	10
$30,001 to $40,000	9	9	9
$20,001 to $30,000	4	4	3
$10,001 to $20,000	19	19	20
Totals	46	46	46
	Joint Economic Committee		
Full-time payroll.	$1,255,733	$1,461,570	$1,521,060
Agency contributions	84,356	146,157	152,040
Reimbursable detail, WAE, contracts, consultants, and part-time	129,807	100,000	150,000
Total Salaries. .	$1,469,896	$1,707,727	$1,823,100
Expenses for hearings.	24,467	75,000	50,000
Miscellaneous:			
Staff travel.	16,575	25,000	25,000
Telephone and telegraph . .	9,826	17,500	17,500
Subscriptions/books/charts.	5,319	15,000	10,000
Stationery.	12,182	15,000	16,000
Equipment	1,623	5,000	5,000
Petty cash.	1,572	1,773	3,400
JEC totals	$1,541,460	$1,862,000	$1,950,000
Special Study totals .	428,356	696,000	-0-
TOTALS.	$1,969,816	$2,558,000	$1,950,000

JOINT ECONOMIC COMMITTEE

Expenditures: Actual FY 1979 and Estimated FY 1980 and FY 1981

	Fiscal 1979 Actual		Fiscal 1980 Estimated		Fiscal 1981 Estimated	
	Number	Total Salary	Number	Total Salary	Number	Total Salary
Executive Director	1	$ 46,998.96	1	$ 52,310	1	$ 52,318
Asst Dir/Gen.Counsel	1	48,598.44	1	52,310	1	52,318
Asst Director	1	48,767.09	1	52,310	1	52,318
Senior Economist	1	20,319.42	1	42,016	1	52,318
Economists	8	353,961.11	8	367,004	8	373,296
Economist/Counsel	1	36,855.00	1	41,410	1	42,420
Majority Counsel	1	37,414.65	1	42,824	1	45,854
Prof.Staff Members	3	56,357.69	3	90,494	3	92,516
Research Economist	1	46,494.00	1	49,282	1	49,288
Research Assistants	4	62,833.03	4	76,922	4	76,962
Minority Staff Mbrs.	5	177,420.05	5	203,818	5	207,252
Minority Secretaries	2	27,476.37	2	35,148	2	38,784
Editorial Assistant	1	27,476.37	1	31,310	1	32,522
Staff Assistant	1	7,688.09	1	18,786	1	20,604
Administrative Asst.	1	24,192.00	1	30,098	1	33,128
Financial Clerk	1	33,368.50	1	39,390	1	40,602
Publications Clerk	1	13,797.00	1	19,998	1	23,028
Executive Secretary	1	22,869.00	1	26,462	1	27,472
Secretaries	7	113,103.36	7	130,290	7	144,228
Receptionist	1	12,285.00	1	14,746	1	16,766
Clerk	1	15,097.94	1	18,382	1	19,190
Assistant Clerk	2	22,252.11	2	26,260	2	27,876
Total Full-time Payroll	46	$1,255,732.81	46	$1,461,570	46	$1,521,060
Agency Contributions		84,356.00		146,157		152,040
Reimbursable detail, WAE,contracts, consultants & part-time		129,807		100,000		150,000
TOTAL SALARIES		$1,469,896		$1,707,727		$1,823,100
Expenses for hearings		24,467		75,000		50,000
Miscellaneous expenses		47,097		79,273		76,900
TOTALS		$1,541,460		$1,862,000		$1,950,000

JOINT ECONOMIC COMMITTEE
Fiscal Year 1981 Budget

	Number	Total Salary for Period of Budget (gross)
Executive Director	1	$52,318
Asst Dir/Gen Counsel	1	52,318
Assistant Director	1	52,318
Senior Economist	1	52,318
Economists	8	49,288
do		49,288
do		49,288
do		48,278
do		45,854
do		45,854
do		45,046
do		40,400
Economist/Counsel	1	42,420
Majority Counsel	1	45,854
Professional Staff Member	3	38,178
do		33,128
do		21,210
Research Economist	1	49,288
Research Assistant	4	20,402
do		20,200
do		19,594
do		16,766
Minority Staff Members	5	49,288
do		42,420
do		42,420
do		38,986
do		34,138
Minority Secretaries	2	20,200
do		18,584
Editorial Assistant	1	32,522
Staff Assistant	1	20,604
Administrative Assistant	1	33,128
Financial Clerk	1	40,602
Publications Clerk	1	23,028
Executive Secretary	1	27,472
Secretaries	7	22,018
do		21,210
do		21,210
do		20,806
do		20,604
do		19,594
do		18,786
Receptionist	1	16,766
Clerk	1	19,190
Assistant Clerk	2	13,938
do		13,938
TOTALS	46	$1,521,060

December 12, 1979

JOINT ECONOMIC COMMITTEE
SPECIAL STUDY ON ECONOMIC CHANGE

Progress Report

Of the ninety-five papers that comprise the "analytical phase" of the Study, eighty-four have been received. Of the eighty-four papers received, thirty are being peer reviewed by academic, government, and business experts; thirty-two are in the editing process; and twenty are ready for printing by the Government Printing Office. Further, the Special Study is now well into the "integration phase": preliminary overview reports have been received from each of the ten Study Area Directors. Over the coming months considerable effort will be expended both on weaving together the component parts of the Study in order to show how they relate and interact, and on developing a range of economic policy options for the Congress.

JOINT ECONOMIC COMMITTEE
SPECIAL STUDY ON ECONOMIC CHANGE

Expenditures: Actual July 1977 thru December 1978 and January 1979 thru September 1979
and Estimated FY 1980 and FY 1981

	July 1977 thru Dec 1978 Actual	Fiscal Jan thru September 1979 Actual	Fiscal 1980 Estimate	Fiscal 1981 - Oct thru Dec 1980
H.Con.Res 248 Appropriation------	$900,000			
1979 Appropriation.		$553,000		
1980 Request.			$767,000	No request for
No request for FY '81 funds				additional funds.
Full-time payroll	$287,293	$203,819	$387,976	If funds are expended
Agency contributions	16,295	9,598	38,024	during this quarter,
Reimb, WAE, Contracts, Consultants & Temporaries	320,125	192,087	300,000	they will be funds remaining available
Total Salaries	$623,713	$405,504	$726,000	from the FY '79 and FY '80 appropriations.
Total Salaries	$623,713	$405,504	$726,000	
Expenses for hearings	9,907	6,726	8,000	
Miscellaneous expenses:				
Staff travel	14,568	7,434	15,000	
Telephone/Telegraph	2,584	2,646	7,000	
Stationery Supplies	2,556	1,544	3,000	
Equipment	3,179	3,500	6,000	
Miscellaneous/petty cash	673	1,002	2,000	
Totals	$657,180	$428,356	$767,000	
Balance remaining from Jan thru Sept 1979 appropriation. .		$124,644		
		$553,000		

JOINT ECONOMIC COMMITTEE
SPECIAL STUDY ON ECONOMIC CHANGE
Fiscal Year 1980 Budget

	Permanent full-time Personnel - Number	Total Salary for period of Budget (gross)
Counsel	1	$50,232
Senior Economist	2	47,874
do		47,874
Director of Public Affairs	1	46,864
Economist	2	46,258
do		44,844
Clerk	1	25,856
Secretary	2	17,372
do		16,968
Research Assistant	2	23,836
do		19,998
Totals	11	$387,976

Personnel Services

Salary levels:	
$49,583-52,353	1
40,001-49,582	5
30,001-40,000	
20,001-30,000	2
10,001-20,000	3
Total	11

FRANK THOMPSON, JR., REPRESENTATIVE FROM NEW JERSEY, CHAIRMAN
CLAIBORNE PELL, SENATOR FROM RHODE ISLAND, VICE CHAIRMAN
AUGUSTUS F. HAWKINS, REPRESENTATIVE FROM CALIFORNIA
WILLIAM L. DICKINSON, REPRESENTATIVE FROM ALABAMA
HOWARD W. CANNON, SENATOR FROM NEVADA
MARK O. HATFIELD, SENATOR FROM OREGON
DENVER DICKERSON, STAFF DIRECTOR

COMMITTEE ROOM
S-151, U.S. CAPITOL
WASHINGTON, D.C. 20510
PHONE: 224-5241

Congress of the United States
Joint Committee on Printing

December 15, 1979

Honorable Adam Benjamin, Jr.
Chairman, Subcommittee on Legislative
Branch Appropriations
U.S. House of Representatives
Washington, D.C. 20515

Dear Mr. Chairman:

The Joint Committee on Printing (JCP) respectfully requests $786,000 for Fiscal Year 1981 to support its operations and activities. This request includes an increase of only $26,000, or 3.4% over our estimated FY 1980 expenditures, and a request for one additional Professional Staff member. While the Joint Committee's request is modest, it will enable us to fulfill our prescribed responsibilities.

JURISDICTION AND RESPONSIBILITIES

Under title 44, United States Code, the Joint Committee on Printing has primary responsibility for setting and administering policy for the printing and distribution of government publications. Section 103 establishes the major JCP policy goal to "remedy neglect, delay, duplication, or waste in the public printing and distribution of Government publications." In addition, other sections of the law state that specific actions or assignments are "subject to regulation by the JCP", or must be "approved by the JCP."

The responsibilities of the JCP include:

(1) Establishment of policy for the federal printing and distribution system through the formulation of regulations. Some of the specific regulations are compiled in the publication entitled Government Printing and Binding Regulations.

(2) Establishment of standards and specifications for federal paper procurement and use. The Committee is the final arbiter in differences concerning paper quality between the Government Printing Office and paper contractors.

(3) Oversight of the operation of almost 300 department and agency printing plants, world-wide. The Committee monitors this program through evaluation and inspection of Federal printing plants (including regional GPO offices and field plants, agency plants, and agency copying and duplicating facilities). Operations and management reports are submitted to the JCP, and individual plants are established or disestablished as warranted.

(4) Approval of agency requests to purchase printing and binding equipment.

(5) Oversight of the Federal Printing Procurement Program whereby a substantial percentage of the Government's printing requirements (about 69.8 percent or $426 million in fiscal year 1979) are purchased from commercial sources via competitive bids. The JCP developed this program in 1965 to improve service, effect cost savings, and lessen unnecessary government competition with private industry.

(6) Oversight of the Government Printing Office's operations and policies. Additionally, under 44 U.S.C. 305, the Keiss Act, the Committee serves as the final board of appeal in GPO labor/management negotiations pertaining to wage related matters.

(7) Oversight over public access to government publications and documents through various programs including by-law distribution, sales and the Depository Library Program.

(8) Promotion of cooperation between the Senate and House of Representative's publishing activities in such areas as automated production of Congressional publications and automated indexing.

(9) Formulation of recommendations to Congress for the up-dating, revising, and/or eliminating sections of title 44 of the United States Code.

(10) Compilation, publication, and distribution of certain Congressional publications and supplements including: The Congressional Directory, The Congressional Pictorial Directory, The Capitol Magazine, and the Biographical Directory of the American Congress.

OBJECTIVES OF JCP

The Joint Committee's primary objectives are: 1) to insure cost-effective printing, binding, and distribution services for the Congress and the entire Federal Government, 2) to eliminate duplication and waste in the Government's printing and dissemination programs, and 3) to improve the public's access to government publications and documents.

CONGRESSIONAL PRINTING

The JCP actively supports the Appropriations Committee in their desire to control and reduce congressional and governmental spending.

With that goal in mind, this Committee carefully monitors all Congressional printing activities. For example, we survey Members of Congress before certain documents are printed to determine pre-print demand so that unwanted copies are not produced (e.g., the bi-weekly and permanent bound Congressional Record, Foreign Relations of the U.S., U.S. Treaties, U.S. Statutes at Large). Further, we actively discourage duplicative and unnecessary insertions in the Congressional Record, and the wasteful practice of compiling and reprinting materials, such as committee prints and reports, into Committee legislative histories. The following letter to all Members is an example of JCP's serious efforts to prevent printing waste and duplication by Congress. (See Enclosure No. 1)

FRANK THOMPSON, JR., REPRESENTATIVE FROM NEW JERSEY, CHAIRMAN
CLAIBORNE PELL, SENATOR FROM RHODE ISLAND, VICE CHAIRMAN
AUGUSTUS F. HAWKINS, REPRESENTATIVE FROM CALIFORNIA
WILLIAM L. DICKINSON, REPRESENTATIVE FROM ALABAMA
HOWARD W. CANNON, SENATOR FROM NEVADA
MARK O. HATFIELD, SENATOR FROM OREGON
DENVER DICKERSON, STAFF DIRECTOR

COMMITTEE ROOM
B-151, U.S. CAPITOL
WASHINGTON, D.C. 20510
PHONE: 224-5241

Congress of the United States
Joint Committee on Printing

March 13, 1979

Dear Colleague:

The Joint Committee on Printing wishes to express its deep concern and repeat an urgent request to all Members of Congress to take the most stringent measures possible to prevent printing waste and duplication.

The Congressional Printing and Binding Appropriation for Fiscal Year 1979 was $73,961,000. Despite the ever-increasing application of less costly production methods employed through the use of modernized electronic equipment at the Government Printing Office, it is estimated that the FY 1980 costs will increase to $76,212,000.

Therefore, Members are urged to review all material submitted for printing and avoid, wherever possible, unnecessary insertions in the Congressional Record which involve the duplication of articles, editorials, reports, hearings, bills, statement on bills, additional statements, or extension of remarks.

Further, Chairmen are requested to review all committee printing to insure that requisitions are initiated only by a designated individual on behalf of the full committee. In establishing uniform control over committee printing, it is hoped that the wasteful and unnecessary duplication of previously printed material, such as hearings, committee prints, and reports, can be avoided.

I have every expectation that your cooperation will provide greater efficiency, improve production schedules, maximize cost effectiveness, and at the same time assure necessary printing for the Congress and availability of information to the public.

With kind regards.

Cordially yours,

Frank Thompson

FRANK THOMPSON, JR.
Chairman

ENCLOSURE NO. 1

SAVINGS AND COST AVOIDANCES

Certain specific initiatives, taken by the JCP with the encouragement and cooperation of the Appropriations Committees, have resulted in substantial savings or cost avoidances for Congress. Many of these savings to the Legislative Branch Appropriations have continuing benefits and include the following:

	Estimate for Fiscal 1979	Estimate for Fiscal 1980	
Reduced, by half, the number of Congressional Records each Member can distribute without charge	$1,700,000	$1,712,000	
Standardized the binding of Congressional Serial Set (bound compilation of House and Senate documents and reports) and offered microform version to by-law recipients		839,834	(1)
Limited the Congressional Directory to one full edition per Congress		346,000	
Directed departments, agencies and offices of the Executive and Judicial Branches to pay from their own appropriations for the U.S. Code (Basic Edition and supplements)		325,000	(2)
Eliminated the "automatic" distribution to Members of Congress of the bound Congressional Record for the 95th and succeeding Congresses		255,850	(3)
Eliminated duplication of title printing on each introduced Congressional bill	250,000	250,000	
Increased by $30 the annual subscription rate for Congressional		168,000	(4)
to one per Member the of the hard cover ional Directory	70,629	75,563	
ed the Congressional Directory nt for Second Session (1980) of the 96th Congress		65,000	

	Estimate for Fiscal 1979	Estimate for Fiscal 1980
Ordered face and back printing on multi-page Congressional form letters instead of printing on one side only	$ 32,000	$ 32,000
Reduced the automatic distribution of the bi-weekly Congressional Record for the 96th Congress	8,000	
Eliminated imprinted names on the Congressional Directory except for Members of Congress	6,420	6,869
Estimated Total Savings	$2,067,049	$4,076,116

(1) The actual savings on the Serial Set for the 96th Congress is estimated at $1.6 million. 50% of the savings will accrue in FY '81.

(2) This savings on 1976 U.S. Code supplements will be accomplished over a period of 5 years. It began in FY-1979. On the next basic edition of the U.S. Code (1982), an additional savings of $550,000 is anticipated.

(3) These savings on printing and binding costs for the 95th Congress will accrue in FY 1980. The FY 1981 savings are estimated at $273,910 making the total saving for the 95th Congress Bound Record $529,760.

(4) Although the price increase took effect in FY '79, the increase in the subscription rate takes about a year to have an effect. The 1980 savings is based on 5,600 estimated subscribers.

NEW CONGRESSIONAL RECORD FORMAT

The Joint Committee has also recently approved a new format for the Congressional Record and authorized the Public Printer to modernize and automate the binding and mailing equipment used in the production of the Congressional Record and the Federal Register. These authorizations will result in savings of over $1.5 million a year. In addition, the JCP directed that the green covered bi-weekly edition of the Record be eliminated as soon as the daily Record is available in its new format. All of these are scheduled to occur not later than the beginning of the 98th Congress.

CONGRESSIONAL PUBLICATIONS ADVISORY COMMITTEE

The JCP's Advisory Committee on Automation and Standardization of Congressional Publications was established in 1977 to reduce the cost of Congressional printing, standardize the composition and format of Congressional publications, coordinate the development of software in support of computerized printing activities, and promote the sharing of technology within the legislative branch. The Senate Rules Committee, the Office of the Secretary of the Senate, the Committee on House Administration, the Library of Congress, and the GPO have participated in the Committee's deliberations under JCP's direction.

As you are aware, with the JCP's approval, this Committee coordinated the electronic composition of all Congressional bills which began in the 96th Congress. Once a comprehensive bills' data base is established, this accomplishment will lessen the cost of printing bills, reduce Congressional distribution and storage problems, and the redundant reprinting of bills with similar texts.

In September of 1979, acting on the Advisory Committee's recommendation, the JCP directed GPO to institute uniform typographic standards for all Congressional Committee Calendars to reduce their cost and improve their timeliness. Both the House and Senate have agreed to develop the necessary software systems to accomplish this task as soon as practicable. The Advisory Committee will be evaluating additional standards in 1980 with initial action being directed toward Committee Reports.

Finally, and most important, the JCP has authorized the Committee to establish goals to prepare for the electronic capture and phototypesetting of the Congressional Record beginning with the 97th Congress. A pilot project will begin in January 1980, utilizing the House and Senate Journals as the test publications to afford GPO the opportunity to develop, test, and correct new composition software and formats so that the transition to photocomposition of the Record will operate smoothly. During 1980, task forces will, additionally, work to design the criteria for a Congressional Record data base, develop secondary applications, and a plan to provide indexing of the Record daily through an on-line automated data base to Members offices and Committees, and to provide a cumulated index on microfiche. The Committee is also evaluating the possibility of making the Record available on microfiche.

FOLLOW-UP TO GPO STUDY

The independent study by Coopers and Lybrand of the Government Printing Office was submitted during the first quarter of fiscal year 1979. The objective of that study was to identify ways to improve the efficiency and cost effectiveness of GPO's operations and service to Congress, Federal departments and agencies, and the public. As a result of on-going JCP-GPO consultations, GPO is taking numerous steps to implement recommended changes in its operation. This joint review and planning process will continue during fiscal

years 1980 and 1981. In addition, independent evaluation by the JCP of certain recommendations (possibly with the support of the General Accounting Office) will be completed before any initiation of further operational or policy changes during fiscal years 1980 and 1981.

STATUS OF TITLE 44 REVISION ACTIVITIES

In early 1978, the JCP addressed the long overdue revision of title 44, United States Code. This revision is necessary because of technological advances which are changing the way Government publications, documents and information is generated, produced, and disseminated, and by a growing public demand for improved and increased access to this information.

The JCP first solicited comments on title 44 from all executive, judicial and legislative departments, agencies and offices, and a wide range of individuals and organizations in the private sector. An Ad Hoc Advisory Committee on Revision of Title 44 was then established by JCP early in FY 79 and a series of 13 public hearings were held from November 1978 to May 1979. The Advisory Committee's report was issued in May 1979, and I am attaching a copy for your review so you too can appreciate the impressive list of participants on this Committee and understand the enormity of issues involved in updating title 44.

H.R. 4572 and S. 1436, entitled "The Public Printing Reorganization Act of 1979", were introduced in June 1979 in the House and Senate, and four days of joint hearings on the proposed legislation were held before the Committee on House Administration and the Senate Committee on Rules and Administration during July 1979. Subsequently, a revised bill, H.R. 5424, entitled "The National Publications Act of 1979", was introduced in the House of Representatives on September 27, 1979, and an additional public hearing was held on November 14, 1979. Mark-up of H.R. 5424 is scheduled for the end of January 1980 in the House, and it is hoped that Congress will complete its consideration of this important legislation in the second session of the 96th Congress.

ACTUAL EXPENDITURES IN FISCAL YEAR 1979

The Joint Committee's actual expenditures for fiscal year 1979 totalled $641,174, or almost $75,000 less than our appropriation. Unfortunately, during fiscal year 1979, the JCP was unable to complete all of its planned activities due to uncertainty as to the amounts that would be authorized (for FY-1980 Legislative Branch Appropriations and for supplemental funds for FY 1979), the additional increment of time and effort required of our senior staff in connection with the revision of title 44, and the ultimate denial of our request for two additional staff positions. These circumstances combined to adversely affect our original plans for the use of temporary personnel and contract employees in FY-1979, for example, accounting for our

expenditure of only $28,297 instead of the $45,000 budgeted. Similar reductions in expenditures resulted throughout other elements of the JCP's budget for FY-1979.

NEED FOR FULL AMOUNT REQUESTED FOR FY-1981

The Joint Committee trusts that the events described above, which were not under the control of the JCP, will not adversely affect our request for FY 1981. We appreciate the support the Appropriations Committees have given us in the past and anticipate continuing our mutually beneficial and supportive relationship in FY 81. As I have been pleased to report to you in the past appearances as Chairman of the Joint Committee on Printing, the JCP will continue to generate savings both to Legislative Branch Appropriations and to all government appropriations far exceeding its modest request for FY 1981. Indeed, our FY 1980 savings will be more than five times the amount the JCP is requesting for the next fiscal year.

Respectfully submitted,



Frank Thompson, Jr.
Chairman

JOINT COMMITTEE ON PRINTING

BUDGET ESTIMATE FOR FY-1981

	FY-1979 Actual	FY-1980 Estimate	FY-1981 Estimate
Appropriation, or Estimate	$656,000 (1)	$864,000 (3)	$786,000
Supplemental Appropriation, or Estimate	60,000 (2)		
TOTAL	$716,000	$864,000 (3)	$786,000

POSITIONS	No.	Amount	No.	Amount	No.	Amount
Staff Director	1	$ 49,518	1	$ 52,310	1	$ 52,310
General Counsel	1	43,155	1	47,874	1	47,874
Deputy Staff Director	1	38,015	1	44,440	1	44,440
Assistant Staff Director (Minority)	1	37,737	1	41,814	1	41,814
Publications Director	1	40,068	1	42,824	1	42,824
Professional Staff Member	2	75,033	2	80,194	3	106,905
Special Assistant	2	75,222	2	81,608	2	81,608
Inspector of Paper & Materials	1	37,044	1	39,592	1	39,592
Assistant Compiler	1	34,398	1	36,764	1	36,764
Special Library Assistant	1	28,098	1	31,108	1	31,108
Executive Secretary	1	25,515	1	27,270	1	27,270
Special Assistant (Minority)	-	-------	1	26,866	1	26,866
Researcher	1	19,089	1	26,462	1	26,462
Clerk-Stenographer	1	24,003	1	25,654	1	25,654
Secretary-Staff Assistant	1	22,113	1	23,634	1	23,634
Full Time staff payroll	16	$549,008	17	$628,414	18	$655,125
Agency Contributions		50,232		57,586		60,875
TOTAL	16	$599,240	17	$686,000	18	$716,000
Reserve for prospective staff changes, salary adjustments and related agency contributions				$ 18,000		$ 14,000
Travel, office supplies, stationery, telephones, telegraph		$ 9,750		23,000		23,000
Temporary personnel and contract employees		28,297		28,000		28,000
Hearing expenses (reporters fees, witness fees, etc.)		3,887		5,000		5,000
TOTAL		$641,174		$760,000 (4)		$786,000

(1) Appropriation authorized by Public Law 95-391 (H.R. 12935) Sept. 30, 1978
(2) Supplemental Appropriation authorized by Public Law 96-38 (H.R. 4289) July 25, 1979
(3) $864,000 appropriation was requested, but an appropriation of $719,000 was recommended in House Report 96-245 (June 7, 1979) and H.R. 4390 which awaits action by the 96th Congress. The Congressional Record for October 12, 1979 (p. H-9080) contains a statement by Representative Adam Benjamin, Chairman of the House Subcommittee on Legislative Branch Appropriations, that it is his expectation that the $145,000 difference should only be applied to increased pay costs thus obviating the need for supplemental pay increase appropriation.
(4) Includes cost-of-living salary adjustment of 6.87 percent effective October 1, 1979, and reserve for prospective salary adjustments, staff changes, and related agency contributions.

96TH CONGRESS, 1ST SESSION

MEMBERS

HOUSE
AL ULLMAN, OREG., CHAIRMAN
DAN ROSTENKOWSKI, ILL.
CHARLES A. VANIK, OHIO
BARBER B. CONABLE, JR., N.Y.
JOHN J. DUNCAN, TENN.

SENATE
RUSSELL B. LONG, LA., VICE CHAIRMAN
HERMAN E. TALMADGE, GA.
ABRAHAM A. RIBICOFF, CONN.
ROBERT DOLE, KANS.
BOB PACKWOOD, OREG.

Congress of the United States
JOINT COMMITTEE ON TAXATION
1015 LONGWORTH HOUSE OFFICE BUILDING
Washington, D.C. 20515

BERNARD M. (BOB) SHAPIRO
CHIEF OF STAFF

MARK L. MC CONAGHY
DEPUTY CHIEF OF STAFF

DON L. RICKETTS
ASSISTANT CHIEF OF STAFF

JAMES W. WETZLER
CHIEF ECONOMIST

January 15, 1980

Hon. Adam Benjamin, Jr., Chairman
House Subcommittee on Legislative Branch
Appropriations
Room H-302, Capitol
Washington, D. C.

Dear Mr. Benjamin:

In response to a telephone request from Mr. Ed Lombard of your subcommittee staff, I am enclosing a copy of the Joint Committee's fiscal year 1981 budget estimate and justification previously submitted to the Clerk of the House (dated October 11, 1979).

In summary, the Joint Committee on Taxation's budget estimate for fiscal year 1981 is $2,670,000, of which $2,460,000 is for personnel funding and $210,000 is for non-personnel funding. This amounts to an overall increase of $215,000 above the fiscal 1980 budget appropriation of $2,455,000. Of this increase, $134,000 is for the October 1979 pay adjustment, $36,000 is for merit salary increases, $38,000 is for one additional revenue estimator position, and $7,000 is for non-personnel funding. (Of the non-personnel amount, the most significant increase is $3,000 for subscriptions and publications, which has increased more than was anticipated for fiscal 1980.)

As indicated in the enclosed budget estimate explanation, an additional revenue estimator is needed due to the increasing number of requests from House and Senate Members for revenue estimates on tax-related proposals, as well as for the increasing number of tax bills being considered by the House Ways and Means and Senate Finance Committees. (Note: The staff's tax legislative workload is indicated in the list enclosed with the October 11 letter; the projects listed remain under consideration for this year. Also, several legislative projects have been added since October, with hearings on additional tax bills anticipated this year.)

Congress of the United States
JOINT COMMITTEE ON TAXATION
Washington, D.C. 20515

Hon. Adam Benjamin, Jr.
Washington, D. C.
Page 2

Also enclosed is a summary comparison of the personnel and non-personnel budget amounts and estimates for fiscal 1980 and 1981. If you need additional information regarding the staff workload and budget estimates, please let me know.

Sincerely yours,

Bob Shapiro

Bernard M. Shapiro

Enclosures

Congress of the United States
JOINT COMMITTEE ON TAXATION
Washington, D.C. 20515

January 15, 1980

ATTACHMENT

Summary Comparison of Fiscal 1980 Budget Appropriations and Fiscal 1981 Budget Estimates for the Joint Committee on Taxation

Item	Fiscal 1980 Appropriation	Fiscal 1981 Estimate
Personnel funding	$2,252,000	$2,460,000
Non-personnel funding:	203,000	210,000
Computer services	113,500	115,000
Equipment lease	33,500	33,500
Subscriptions & publications	22,000	25,000
Consultant services	18,000	20,000
Telephone & telegraph	6,500	7,000
Travel	2,500	2,500
Supplies & miscellaneous	2,000	2,000
Agency reimbursements	5,000	5,000
Totals	$2,455,000	$2,670,000

94TH CONGRESS, 1ST SESSION

MEMBERS

HOUSE
AL ULLMAN, OREG., CHAIRMAN
DAN ROSTENKOWSKI, ILL.
CHARLES A. VANIK, OHIO
BARBER B. CONABLE, JR., N.Y.
JOHN J. DUNCAN, TENN.

SENATE
RUSSELL B. LONG, LA., VICE CHAIRMAN
HERMAN E. TALMADGE, GA.
ABRAHAM A. RIBICOFF, CONN.
ROBERT DOLE, KANS.
BOB PACKWOOD, OREG.

Congress of the United States
JOINT COMMITTEE ON TAXATION
1015 LONGWORTH HOUSE OFFICE BUILDING
Washington, D.C. 20515

BERNARD M. (BOB) SHAPIRO
CHIEF OF STAFF

MARK L. MC CONAGHY
DEPUTY CHIEF OF STAFF

DON L. RICKETTS
ASSISTANT CHIEF OF STAFF

JAMES W. WETZLER
CHIEF ECONOMIST

October 11, 1979

Hon. Edmund L. Henshaw, Jr., Clerk
U. S. House of Representatives
Washington, D. C. 20515

Dear Mr. Henshaw:

This is in response to your request for information regarding the fiscal year 1981 budget estimate for the Joint Committee on Taxation. You also asked that the FY 81 estimates be divided into Personnel and Non-Personnel Funding. In addition, you indicated that if the FY 81 amount were above the FY 80 appropriation level, the additional amount was to be accounted for according to Personnel and Non-personnel increases.

The following is the Joint Committee's budget estimate for FY 81:

Personnel Funding	$2,460,000
Non-Personnel Funding:	210,000
Computer services	115,000
Equipment lease	33,500
Subscriptions & publications	25,000
Consultant services	20,000
Telephone & telegraph	7,000
Travel	2,500
Supplies & miscellaneous	2,000
Agency reimbursements	5,000
Total FY 81 Estimate	$2,670,000

Since the Joint Committee's FY 81 budget estimate is larger than the FY 80 appropriation amount of $2,455,000 (as previously reported by the House Appropriations Committee), the following estimates are given as to the portions of the FY 81 increase attributable to Personnel and Non-Personnel costs:

Congress of the United States
JOINT COMMITTEE ON TAXATION
Washington, D.C. 20515

Hon. Edmund L. Henshaw, Jr., Clerk
U. S. House of Representatives
Page 2

	Estimated FY 81 Increase over FY 80 Level
A. Personnel increases	
1. October 1979 pay adjustment (7.0% generally, except 5.5% for those at the ceiling)	$134,000
2. Merit increases	36,000
3. Additional employees (1)	38,000
Subtotal, FY 81 Personnel increase over FY 80	$208,000
B. Non-Personnel increases	
1. Increased cost of current services	$ 3,500
2. Increased cost for additional services	3,500
Subtotal, FY 81 Non-Personnel increase over FY 80	$ 7,000
Total increase of FY 81 over FY 80 Levels	$215,000

The estimate for FY 81 is based upon the current estimate of personnel and non-personnel costs for FY 80 (including the October 1979 pay adjustment), plus additional staff and computer and other services anticipated for FY 81. The increased funds requested for personnel is to be for an additional revenue estimator. The Joint Committee staff

Congress of the United States
JOINT COMMITTEE ON TAXATION
Washington, D.C. 20515

serves the House Ways and Means and Senate Finance Committees on all tax legislation and assists these Committees in tax administration oversight studies. Also, the staff, in conjunction with the General Accounting Office, conducts numerous studies of tax administration by the Treasury Department and the Internal Revenue Service. Further, the staff also is frequently requested to provide assistance to other Committees on revenue-related legislation.

The additional revenue estimator is needed due to the increasing number of requests from House and Senate Members for revenue estimates on tax-related proposals, as well as for the increasing number of tax bills being considered by the tax committees. As an illustration of the number of tax-related legislative projects, I am enclosing a list of the tax legislative projects that the staff is currently working on, all of which involve making revenue estimates and sometimes involve making several alternative estimates. (This list is not all inclusive, as many of the requests for revenue estimates come in by phone directly to the revenue estimators.)

As of the present time, we do not foresee additional program needs for the four fiscal years following FY 81. However, this may change if added personnel or computer costs are necessary to meet the Joint Committee's future workload.

Sincerely yours,

Bob Shapiro

Bernard M. Shapiro

Enclosure

cc: Mr. John Lawler, Chief
Office of Finance
U. S. House of Representatives

Congress of the United States
JOINT COMMITTEE ON TAXATION
Washington, D.C. 20515

October 11, 1979

MEMORANDUM

TO: Hon. Edmund L. Henshaw, Jr.
Clerk of the House

FROM: Bob Shapiro

RE: List of the Joint Committee Staff's current tax legislative projects

The following is a listing of the Joint Committee Staff's current tax legislative projects:

1. Energy
   a. Windfall profit tax
   b. Energy trust fund
   c. Energy tax credits and other incentives
2. Tax-exempt housing bonds
3. Mortgage interest tax credit
4. Savings interest exclusion
5. Independent contractor tax status
6. Estate tax--carryover basis and other issues
7. Foreign tax credit
8. Foreign investment in U.S. real estate
9. Foreign conventions
10. Fringe benefits
11. Bankruptcy tax amendments
12. Technical corrections
13. Depreciation/capital cost recovery
14. Scholarships
15. State legislators' business expenses
16. Net operating loss carryover rules

17. Foundations

    a. Self-dealing rules
    b. Excess business holdings
    c. Excise tax penalty
    d. Payment of travel expenses
    e. Tax returns and reporting

18. Deep seabed mining excise tax and trust fund
19. Public transportation trust fund
20. Airport trust fund taxes

    a. Air ticket tax
    b. Air freight tax
    c. Aviation fuel tax
    d. Aircraft tax

21. Highway trust fund taxes

    a. Tire and tread rubber taxes
    b. Trailer excise tax

22. Fishing tackle excise tax
23. Excise tax on wines and distilled spirits
24. Investment tax credit

    a. Railroads (Amtrak)
    b. Maritime satellite
    c. Furniture leasing
    d. Research & development costs

25. Industrial development bonds
26. Amortization provisions

    a. Architectural barriers to handicapped
    b. Government-mandated environmental and safety equipment
    c. Gasohol production equipment

27. Small business corporations (subchapter S)
28. Small business debentures
29. Value-added tax

30. Integration of corporate tax
31. Tax treatment of dividends

32. Pensions

    a. Pension plan administration (ERISA)
    b. Individual retirement accounts (IRAs)
    c. Lump-sum distributions
    d. Multi-employer plans
    e. Defined benefit plans

33. Employer stock ownership plans (ESOPs)
34. Deferred compensation
35. Tax administration and procedures (subtitle F)
36. Installment sales
37. Attorneys' fees in tax cases
38. National Court of Tax Appeals
39. Private schools and IRS procedures
40. Reforestation expenses
41. Indexing

42. Individual tax cut proposals

    a. Tax rate reduction
    b. Social security tax reduction or credit

43. Corporate tax rate reduction
44. Tax expenditures ("sunset")
45. Health insurance (tax aspects)
46. Welfare (tax aspects--earned income credit)
47. Maritime (tax aspects--shipping)
48. Jobs tax credit revision
49. Estimated tax provisions

50. Tax-exempt organizations

    a. Fraternal beneficiary societies
    b. Convention and trade shows
    c. Housing fraternal organizations

51. Tax treaties (several in 1979 and more expected in 1980)
52. Married and single taxpayers
53. Stock options
54. Taxable bond credit
55. Tax treatment of artist's contributions
56. Railroad accounting method
57. Independent newspapers
58. Annuities
59. Property of certain Indian tribes
60. Gain on sale of residences of Armed Forces Members

Note: This is not an all-inclusive list, as there are several other minor tax bills and proposals that the staff will be working on this year (as more hearings are scheduled by the tax committees).

OFFICE OF TECHNOLOGY ASSESSMENT

Salaries and Expenses

Appropriation Language

For salaries and expenses necessary to carry out the provisions of the Technology Assessment Act of 1972 (Public Law 92-484), including reception and representation expenses (not to exceed $1,500 of appropriated funds and no restrictions on Trust Fund), and rental of space in the District of Columbia, [$11,000,000] $14,200,000; Provided, that none of the funds in this Act shall be available for salaries and expenses of any employee of the Office of Technology Assessment in excess of [130] 160 staff employees, except that this limitation shall not prevent staff appointments to maintain an operating balance to accommodate for completion and commencement of projects.

Summary of Request

Congress appropriated $11,000,000 for FY 1980. In addition OTA has requested $284,000 for the general pay raise effective October, 1979.

The Technology Assessment Act of 1972 (Public Law 92-484) established the Office of Technology Assessment, within and responsible to the legislative branch of the Government, to provide technical expertise in order to anticipate, examine, and broadly understand the implications of technology as it acts in, for, and on society. Resources provided to the Congress by OTA are a recognition by the Congress of the importance of independent sources of timely, objective, and pertinent information to enable anticipation and consideration of the opportunities, as well as the problems, presented by the increasingly pervasive influence of technology in our society.

Major assessments typically require about one to two years and in excess of $400,000 to complete. Funding of these assessments has been dependent upon annual appropriations since FY 1979, whereas previously some no-year funding was provided. Since an assessment is seldom carried out within a single fiscal year, funding usually requires appropriations from two or more years. The carrying out of a continuing series of major formal assessment projects at OTA (20 to 30 per year) enables it to also provide a variety of special analyses and services to the Congress, utilizing information from prior and on-going studies.

Financial Management

Most OTA assessments are made in response to specific Committee requests. Furthermore, Committee needs are frequently not discernable a year or more in advance. Therefore, it is neither possible nor desirable at this time for OTA to make detailed plans for a large number of specific assessments for FY 1981. At the same time, we have the experience of prior years and rising influence of technology in policy issues to guide us in terms of the likely number and general type of assessments that will be requested. This experience leads us to a total budget figure and a basis for an estimated division of effort between OTA's three line divisions.

54-689 - 80 - 5

Experience has led the Technology Assessment Board to establish guidelines, based on the director's recommendation, for the partition of funds between fixed costs, assessment studies, and planning, proposal development and special responses to Congressional or TAB requests. This procedure enables the director to allocate resources in a way that guarantees the continuity of critical staff expertise in key areas of technology, and also to better manage the activities of planning, proposal development, and special responses.

Commencing in FY 1980 the director will submit quarterly statements to the Board on the status of all projects. In addition, other management procedures are being instituted to assure that proposed budgets milestones and scope of work are mutually compatible. This includes more work in the development of the proposal prior to its submission to the Technology Assessment Board and tighter management during the execution of each project. Requests for assessments must be approved by the Board prior to commencing work. Since requests invariably exceed resources a number of requests must be deferred, modified, or otherwise handled. Sometimes accommodation can be made by modifying an ongoing assessment, in which case the Board must consider and approve such modification.

primary and secondary recovery from domestic oil fields. The resource base for these alternate fuels and the technologies and time needed to produce them will be reviewed. In addition, the study will determine the economic and environmental costs of production and assess the fuels' potential contribution to the Nation's energy supply. The results of these two lines of investigation will then be merged, to assess expected benefits and costs of each as near-term and far-term solutions to the problem of dependency on imported petroleum. The cost and time needed to achieve increased automotive fuel economy will be compared with that of the development of alternative motor fuels.

Requestor: Senate Committee on Commerce, Science and Transportation

One area in which Congressional interest has been expressed, and which could evolve into an assessment starting in FY 1980 is the subject of the Airport and Air Traffic Control System. Air transportation is expected to continue to grow in the next several decades. The rate of growth will be dependent upon the growth of the world and U.S. economies and growth in personal disposable income. Constraints on this growth are likely to include fuel availability and price, airport capacity, community noise, and the traffic handling capabilities of the air traffic control system. In the next decade there will be large investments required to implement new system elements such as Microwave Landing, Collision Avoidance, Navigation, Communication and Surveillance Systems and to update the computer elements for air traffic control. In the light of changing airport operational patterns, new aircraft technologies, and the relative growth of commuter and general aviation activity, this assessment would consider future air transportation growth scenarios, evaluate the capabilities of FAA proposed system modifications to meet these needs, and determine if the FAA has fully considered the range of reasonable technological and economic alternatives.

FY 1981 Summary

In FY 1981 it is expected that Congressional interest will continue to focus on the influence of the cost and availability of petroleum and its effect on the transportation system, the deterioration of roadbeds and equipment, and the inability of the existing system (based on yesterday's technology) to meet the economic, environmental and societal needs of the future.

The Transportation Program will focus on the effects of technological development in the areas of:

- Goods movement -- rail and truck systems -- to improve service and reduce costs
- Reduction of the dependence upon petroleum through the development of electrical propulsion systems
- Urban transportation -- evaluation of alternatives to the automobile to reduce petroleum consumption, emissions and congestion

The airport and air traffic control project, if undertaken in FY 1980, would continue over into FY 1981.

Research and Development Program

Introduction

OTA must not only assess individual technology but must also provide the Congress with an understanding of national strategies for using science and technology to achieve societal objectives. The types of issues addressed include broad, cross-cutting scientific and technical issues. Though OTA has focused such assessments in a single program previously, it now seems more appropriate to integrate R&D considerations into each assessment carried out by OTA. Hence, the program, as a separate organization, will be discontinued prior to the start of FY 1981. Attention to R&D issues will reside in the remaining programs. However, generic attention to R&D may be continued through cross-program projects organized for that specific purpose. Current year workload is shown below.

FY 1980 Workload Summary

Technology for Local Development

Project Description

Technological innovations now being developed -- such as land disposal of wastewater, distributed residential energy systems, and housing rehabilitation techniques -- provide an alternative and a possibly more effective approach to community and regional development. These technologies stress self-help and the use of renewable resources and are compatible with local capital and environmental requirements. This project assesses several prototype technologies, the local problems they may alleviate, and their feasibility and potential impacts. It examines options for Congress to build institutional structures that accrue the maximum benefits of these technologies to domestic urban and rural communities.

Requestors: Senate Committee on Government Affairs; House Select Committee on Population

Technological Innovation and Health, Safety and Environmental Regulation

Project Description

This assessment evaluates alternative regulatory policies with regard to their effectiveness and efficiency in insuring that the rate and direction of technological change are compatible both with health, safety and environmental goals and with the goal of maintaining economic vitality. The study includes an examination of how regulatory policies, when integrated with technical market and financial considerations at the corporate level, influence private investments in innovation.

Requestor: Senate Committee on Commerce, Science and Transportation

The Impact of Inflation on the Federal R&D Investment

Project Description

The United States will invest $31.2 billion in research and development activities in fiscal year 1980 to support the missions of various executive agencies, advance our knowledge of basic science and stimulate innovation. This study will assist the House Science and Technology Committee in its appraisal of the federal R&D investment by explaining and examining: 1) the response of the federal R&D budget process to inflation; and 2) the impact of inflation on the performers of federally funded R&D.

Requestor: House Committee on Science and Technology

ASSESSMENT PRODUCTS PRODUCED OR SCHEDULED IN 1979 OR 1980

ENERGY, MATERIALS, AND INTERNATIONAL SECURITY DIVISION

Report	Requesting Committee(s)
Energy Program	
Residential Energy Conservation, April 1979	Senate Committee on Commerce, Science and Transportation
Direct Combustion of Coal, April 1979	House Committee on Science and Technology
Liquefied Natural Gas Import Policy, January 1980	Senate Committee on Finance
Energy from Biological Processes, January 1980	Senate Committee on Commerce, Science and Transportation
Alternative Energy Futures - Policy Forum Document, June 1980	Joint Request of 54 Members
Decentralized Electric Generation Energy Systems, August 1980	House Committee on Banking, Finance and Urban Affairs
Solar Powered Satellite Systems, September 1980	House Committee on Science and Technology
Global Energy Trends, Date to be Determined	Senate Committee on Foreign Relations
Materials Program	
Analysis of Laws Governing Access Across Federal Lands: Options for Access in Alaska, February 1979	Technology Assessment Board
Management of Fuel and Nonfuel Minerals in Federal Land: Current Status and Issues, April 1979	Technology Assessment Board
Materials and Energy from Municipal Waste and Beverage Container Deposit Legislation, July 1979	House Committee on Science and Technology
Technical Options for Conservation of Metals: Case Studies of Selected Metals and Products, September 1979	Senate Committee on Commerce, Science and Transportation

Oil Shale Technology, February 1980	Senate Committee on Energy and Natural Resources
Impact of Technology on the Competitiveness of U.S. Industry - Steel, March 1980	House Committee on Ways and Means; Senate Committee on Commerce, Science and Transportation; Joint Economic Committee

International Security and Commerce Program

The Effects of Nuclear War, May 1979	Senate Committee on Foreign Relations
Technology and East-West Trade, November 1979	House Committee on Foreign Affairs; Senate Committee on Commerce, Science and Transportation
International Technology Transfer, Part II, June 1980	House Committee on Foreign Affairs; Senate Committee on Commerce, Science and Transportation
Taggants in Explosives, December 1979	Senate Committee on Governmental Affairs
Impact of Technology on Competitiveness of U.S. Industry - Electronics, June 1980	House Committee on Ways and Means; Senate Committee on Commerce, Science and Transportation; Joint Economic Committee

HEALTH AND LIFE SCIENCES DIVISION

Report	Requesting Committee(s)
Selected Topics in Federal Health Statistics, June 1979	Senate Committee on Labor and Human Resources; House Committee on Interstate and Foreign Commerce
Drugs in Livestock Feed, June 1979	Senate Committee on Agriculture, Nutrition and Forestry
Open Shelf-Life Dating of Food, August 1979	Senate Committee on Commerce, Science and Transportation
Computer Technology in Medical Education and Assessment, September 1979	(Background Study)
A Review of Selected Federal and Immunization Policies (Pneumococcal Vaccine), September 1979	Senate Committee on Labor and Human Resources; Senate Committee on Finance

Pest Management Strategies, October 1979	Senate Committee on Agriculture, Nutrition and Forestry
Environmental Contaminants in Food, December 1979	House Committee on Interstate and Foreign Commerce
Technologies for Forecasting Physician Supply and Requirements, March 1980	Senate Committee on Labor and Human Resources; House Committee on Interstate and Foreign Commerce
Cost Effectiveness of Medical Technologies, April 1980	Senate Committee on Labor and Human Resources; Senate Committee on Finance
Impacts of Applied Genetics, August 1980	Senate Committee on Human Resources; Health Subcommittee of the Senate Committee on Interstate and Foreign Commerce
Technologies for Determining Cancer Risks from the Environment, November 1980	House Committee on Interstate and Foreign Commerce; Committee; Health Subcommittee of the Senate Committee on Labor and Human Resources
Impact of Technology on Productivity of the Land, November 1980	Senate Committee on Environment and Public Works
Technology and World Population, December 1980	House Committee on Foreign Affairs; Senate Committee on Foreign Relations

SCIENCE, INFORMATION, AND TRANSPORTATION DIVISION

Report	Requesting Committee(s)
Oceans Program	
Environmental Issues Affecting the Panama Canal, March 1979	House Committee on Merchant Marine and Fisheries
Oceans Winds, Currents, Waves, Tides and Salinity Gradients, March 1979	National Ocean Policy Study
Energy from Open Ocean Kelp Farms, June 1979	National Ocean Policy Study
Disposal of Nuclear Waste, June 1980	House Committee on Merchant Marine and Fisheries; Senate Committee on Commerce, Science and Transportation; Senate Committee on Energy and Natural Resources; House Committee on Foreign Affairs; National Ocean Policy Study

Ocean Research Technology, July 1980	National Ocean Policy Study
Freshwater Resources Management, Planning and Policy: An Assessment of Models and Predictive Methods, August 1980	House Committee on Interior and Insular Affairs; House Committee on Science and Technology; Senate Committee on Energy and Natural Resources

Research and Development Program

Technology for Local Development, March 1980	House Committee on Science and Technology; House Select Committee on Population
Technological Innovation and Health, Safety and Environmental Regulation, June 1980	Senate Committee on Commerce, Science and Transportation
Impact of Inflation on the Federal R&D Investment, December 1979	House Committee on Science and Technology

Telecommunication and Information Systems Program

A Preliminary Assessment of the Crime Information Center Computerized Criminal History System, December 1979	House Committee on the Judiciary
Societal Effects of National Information Systems	House Committee on Post Office and Civil Service
A History and Background Assessment of the National Crime Information Center and Computerized Criminal History Program, June 1979	
Proposals for the Study of Policy Alternatives: Key Issues in the Information Industry and Emerging Services, September 1979	
Study Paper on the Industry and Emerging Services, October 1979	House Committee on the Judiciary
Preliminary Report on Technologies in the Information Industry, October 1979	Senate Committee on the Judiciary

Final Report March 1980	
Societal Impacts of Telecommunication Technology	Senate Committee on Commerce, Science and Transportation
Key Issues for Analysis in the Telecommunication Industry, July 1979	
Contractor Report on Policy Alternatives in the Telecommunication Industry and Emerging Services, August 1979	
Descriptions of the Telecommunication Technologies, Equipment, Industry, and Existing and Emerging Services, October 1979	
Final Report March 1980	

Transportation Program

Future Use and Characteristics of the Automobile Transportation System, February 1979	Senate Committee on Commerce, Science and Transportation
Railroad Safety -- A U.S./Canadian Comparison, August 1979	House Interstate and Foreign Commerce Committee
Public Participation Report, Automobile Assessment, October 1979	Senate Committee on Commerce, Science and Transportation
Impact of Advanced Group Rapid Transit Technology, November 1979	House Committee on Appropriations
Impact of Advance Air Transport Technology, April 1980	House Committee on Science and Technology; Senate Committee on Commerce, Science and Transportation
Auto R&D Workshop -- Summary Report, December 1979	Senate Committee on Commerce, Science and Transportation; House Committee on Science and Technology
Automotive Fuel Efficiency and Alternative Energy Sources, September 1980	Senate Committee on Commerce, Science and Transportation

A Selected Summary
of Interactions Between OTA and the Congress
June through December 1979

Testimony

- June 13, 1979 - Subcommittee on Energy Conservation and Supply, Senate Committee on Energy and Natural Resources
  SUBJECT: Solar Bank Bill

- June 14, 1979 - Subcommittee on Energy and Power, House Committee on Interstate and Foreign Commerce
  SUBJECT: Solar Energy Legislation

- June 21, 1979 - Subcommittee on Energy Development and Applications, and Subcommittee on Energy and Power, House Committee on Interstate and Foreign Commerce
  SUBJECT: Domestic Policy Review

- July 16, 1979 - Subcommittee on Energy and the Environment, House Committee on Interior and Insular Affairs
  SUBJECT: Energy Demand, Residential Energy Conservation

- July 26, 1979 - Senate Committee on Banking, Housing and Urban Affairs
  SUBJECT: Synthetic Fuels and Alternatives

- July 30, 1979 - Subcommittee on Housing and Community Development, House Committee on Banking, Finance and Urban Affairs
  SUBJECT: Solar Bank Legislation

- July 31, 1979 - Subcommittee on Energy Conservation and Supply, Senate Committee on Natural Resources
  SUBJECT: Residential Energy Conservation

- October 12, 1979- Subcommittee on Energy Resources and Materials Production, Senate Committee on Energy and Natural Resources
  SUBJECT: Oil and Gas Leasing

- October 12, 1979- Subcommittee on Energy and Power, House Committee on Interstate and Foreign Commerce
  SUBJECT: Residential Conservation Legislation

- October 16, 1979- Subcommittee on the City,
  House Committee on Banking, Currency and Urban Affairs
  SUBJECT: Renewable Energy in the City

- October 17, 1979- Subcommittee on Oversight,
  House Select Committee on Intelligence
  SUBJECT: Global Energy Forecasts

- October 18, 1979- Subcommittee on Energy and Power,
  House Committee on Interstate and Foreign Commerce
  SUBJECT: Synfuels and Conservation Legislation

- October 22, 1979- Subcommittee on Housing and Community Development, House Committee on Banking, Currency and Urban Affairs
  SUBJECT: Residential Conservation Legislation

- November 19, 1979- Subcommittee on International Finance, Senate Committee on Banking, Housing, and Urban Affairs
  SUBJECT: Trade and Technology in the Steel Industry

- November 20, 1979- Senate Committee on Government Affairs
  SUBJECT: Energy Conservation and Building Efficiency Standards

- November 28, 1979- Subcommittee on International Finance-Senate Committee on Banking, Housing and Urban Affairs
  SUBJECT: U.S. Trade and Technology Transfer with China and Russia

Briefings

- For members of the Congressional Steel Caucus, Rep. Adam Benjamin, Jr., Sen. John Heinz, and several other interested committees and members on the OTA assessment, The Impact of Technology on the Competitiveness of the U.S. Industry - Steel.

- For staff of the Senate Banking Committee on the OTA study, Technology and East-West Trade.

- For staff of the Speaker's office on the status and prospects of oil shale.

- For several key House committee staff members on the OTA study, Environmental Contaminants in Food.

- For several key Senate and House committee chairmen and their staff on the OTA assessment, Technology and World Population.

- For several key Senate and House committee chairmen and their staff on the OTA assessment, Impact of Applied Genetics.

- For Counsel of the House Subcommittee on Oversight and Investigations, which is conducting hearings on PCP contamination, on the OTA Environmental Contaminants assessment.

- For staff of Senate Committee on Banking concerning East-West Technology

- For Chairman of Subcommittee on Science, Research and Technology, House Committee on Science and Technology on OTA Telecommunications study.

- For Senate Committee on Government Operations staff concerning Administration-proposed Institute for Scientific and Technological Cooperation (ISTC).

- For Congressional Clearinghouse on the Future, Management of Technology in a Democratic Society

Technical Memoranda

- Delivered a 32-page technical memorandum on the Benefits of Increased Use of Continuous Casting by the U.S. Steel Industry to requestors, Senator John Heinz; Representative Joseph M. Gaydos, Chairman of the Congressional Steel Caucus, and Representative Charles A. Vanik, Chairman of the Subcommittee on Trade of the Committee on Ways and Means. This report is an interim product of the OTA U.S. Industrial Competitiveness project.

- Delivered a 71-page technical memorandum on Gasohol to requestors, Senators Wendell Ford and Frank Church, both members of committees and chairmen of subcommittees with gasohol responsibilities. This report is an interim product of the OTA Energy from Biological Processes report scheduled for delivery to Congress in January 1980.

- Provided an analysis of the proposed Institute for Science and Technological Cooperation (OTA Staff Issue Paper - April 26, 1979) to the staffs of the Senate Foreign Relations and Commerce Committees. The paper derived from work OTA had underway regarding North-South technology transfer.

- Provided technical and descriptive material in conjunction with the Library of Congress on use of telecommunication technologies for development to the Chairman of the Subcommittee on Science, Research and Technology, House Committee on Science and Technology.

Other Activities

- Prepared a brief summary of issues on synthetic fuels for the Senate Budget Committee which was subsequently requested by other Congressional committees and members.

- Began work on a brief paper on oil shale for use during the current Congressional deliberations on synthetic fuels.

- Conducted a three-day workshop on the needs and opportunitites in R&D automotive fuel efficiency. Jointly sponsored with the Senate Commerce and House Science and Technology Committee, this workshop brought together some of the most knowledgeable technical people from this country and abroad to look at the prospects for technological improvement in six basic areas of auto engineering and assess the comparative advantages and disadvantages of those prospects.

- Provided substantial parts of a CRS study on "Satellite Communications: Technological System and Services for Developing Countries" prepared for the Chairman of the Subcommittee on Science, Research and Technology, House Committee on Science and Technology.

- Convened a task force of specialists in and outside of OTA to review and comment on specific problems highlighted by the Senate Judiciary Committee in connection with FBI's procurement of a front-end processor for the computerized files of the National Crime Information Center (NCIC). Results of the task force evaluation were sent by letter to the Chairman, Senate Judiciary Committee.

Volume II, Issue 18, December 5, 1979

OTA's ONE PAGER on

Railroad Safety: U.S.-Canadian Comparison

A comparative analysis of U.S. and Canadian railroad derailments, fatalities, and safety practices indicates many similarities and some significant differences between the two systems. The differences result primarily from the larger size and complexity of the U.S. system.

The U.S. fatality rate for the 1966-76 period was **an average of 48 percent higher than that of Canada.** This large difference, especially at grade crossings and among trespassers, seems to reflect the higher level of U.S. exposure to rail hazards that occurs because the U.S. population and rail system are considerably larger than Canada's.

While derailment rates vary widely among U.S. carriers, the average derailment rates for the nine largest (in ton-miles) U.S. carriers were similar to those of the Canadian railroads for 1976 and 1977. However, **the average derailment rates for the second 10 U.S. railroads are significantly higher than the rates for the Canadian railroads** for those same years. The financial picture of some U.S. railroads may give rise to their significant derailment rates. **Derailments in the United States are continuing to increase,** while derailments in Canada have stabilized or declined slightly. The continued rise, particularly among carriers below the top 10, in U.S. derailments **appears to result from increased axle loadings on freight equipment and deferred maintenance.** U.S. derailment rates will probably continue to increase until the economic condition of some railroads improves. In both countries less than 2 percent of rail-related fatalities occur in derailments.

The National Transportation Act of 1967 in Canada changed its government's economic policy toward transportation modes. As a result, railroads gained greater control over their rate structure. Although no direct correlation could be drawn between this change in economic policy and rail safety in Canada, the change may influence rail safety.

Several Canadian approaches to rail safety may be of interest in the United States. These include:

- emphasis by railroad management on safety accountability, and adoption of a systematic approach to safety;
- creation of a no-fault system of insurance compensation for work-related injuries;
- use of risk analysis in inspections and in allocation of grade-crossings funds;
- Government use of stop orders rather than monetary fines as a means of enforcing safety standards;
- use of a standard Hazardous Information Emergency Response form; and
- encouragement of nonadversarial relationship between labor and management in the formulation of safety programs.

Copies of the OTA report, "Railroad Safety: U.S.-Canadian Comparison" are available from the U.S. Government Printing Office. The GPO stock number is 052-003-00697-7; the price is $4.00. Copies **for congressional use** are available by calling 4-8996.

The Office of Technology Assessment (OTA) is an advisory arm of the U.S. Congress whose basic function is to help legislators anticipate and plan for the positive and negative impacts of technological changes. Address: OTA, U.S. Congress, Washington, D.C. 20510. Phone: 202/224-8996. (OTA offices are located at 600 Pennsylvania Ave., S.E.) John H. Gibbons, *Director.*

Volume II, Issue 17, November 26, 1979

OTA's ONE PAGER on

Technology and East-West Trade

Although Western technology contained in civilian products sold to the Soviet Union **has contributed to its military potential, it is unlikely that any unilateral action of the United States could have prevented this**—or could do so in the future. Almost any high technology, even though its purpose and function is civilian, may have some military use. **U.S. export controls do a good job of preventing the transfer of primarily military technologies** to the Communist world, but a conclusive determination of the degree of military risk entailed in the sale of these so-called "dual-use" technologies is probably impossible.

These are among the conclusions of a new OTA report *Technology and East-West Trade.* **The report looks not only at the military, but also the political and economic costs and benefits** to the United States of trading—especially in technology—with the Communist world. It reviews the controversy over whether such trade can or should be used to obtain foreign policy leverage. It also examines the East-West trade policies of four of America's major allies—West Germany, France, Great Britain, and Japan—and finds them significantly different from that of the United States. Finally, it provides background information on existing U.S. policies and regulations, and on the use which Communist nations have made of Western technology.

Trade with the Communist world plays a relatively small part in U.S. foreign trade. The absolute value of Communist trade with Western nations is low and the United States has captured only a minor share of that limited market. **The policy most likely to increase the U.S. share of trade with Eastern bloc countries is the extension of official credits** to those Communist nations currently ineligible for them. In the long run, however, dramatic growth in the total volume of East-West trade is contingent upon an increase in the ability of the East to export to the West.

East-West trade has always been economically more important for Western Europe and Japan than for the United States. While **our allies** do not deny the basic necessity of withholding items of direct military relevance from Communist nations, **they do not appear to share the concerns expressed in the United States** over the political, military, and strategic implications of transferring dual-use technologies. In Japan, West Germany, France, and Great Britain, the sale of technology is seen as primarily an economic issue and any use of export controls for political purposes is largely eschewed.

Because of its position of leadership in a number of technologies of critical military significance, the United States may feel it has a special responsibility to ensure their safekeeping. If it can play this role with intelligence and integrity, **the United States may be able to initiate and maintain a strong and unified Western bloc position** on the transfer of technology. However, the United States is not the sole source of most of the technologies desired by Communist nations and this foreign availability constrains its unilateral influence.

In sum, it appears most **unlikely that actions taken by the United States alone could lead to:** 1) a dramatic increase in our trade with the East, 2) a dramatic decrease in the military risks associated with existing trade, or 3) a significant reduction in the technologies the East can purchase, given the existing attitudes of other Western nations.

Copies of the OTA report, "Technology and East-West Trade" are available from the U.S. Government Printing Office. The GPO stock number is 052-003-00723-1; the price is $7.00. Copies **for congressional use** are available by calling 4-8996.

The Office of Technology Assessment (OTA) is an advisory arm of the U.S. Congress whose basic function is to help legislators anticipate and plan for the positive and negative impacts of technological changes. Address: OTA, U.S. Congress, Washington, D.C. 20510. Phone: 202/224-8996. (OTA offices are located at 600 Pennsylvania Ave., S.E.) John H. Gibbons, *Director.*

OTA's ONE PAGER on

Volume II, Issue 16, November 8, 1979

The Future Use and Characteristics of Automobiles: Public Participation

Americans want a transportation policy, not a "car vs. transit" policy. Policy should emphasize mobility, not automobility. Popular supposition to the contrary, the American public is not having a "love affair" with the car, rather they "love" the mobility afforded by automobiles. Mobility is a right of the citizenry, not a privilege. These are some of the views expressed by 1,300 citizens who took part in a nationwide public participation program conducted in conjunction with an OTA assessment of "Changes in the Future Use and Characteristics of the Automobile Transportation System."

The participants did not limit their comments to automobiles; they were concerned with personal transportation as a whole. **They saw cost as a main constraint** to mobility at the household level. At the national level, roadway maintenance and repair were seen as the main transportation costs for the future. Most of the participants viewed further major road construction in the United States as unnecessary.

The "energy crisis" was described as a political dilemma, not a true resource shortage. Conservation is needed, but the Federal Government must provide the impetus, probably through regulations, participants said. They emphasized the need to develop alternative fuels and more fuel-efficient modes and devices.

Environmental protection was seen to be needed, particularly in the areas of air quality, noise, and land use. Existing environmental legislation should be better enforced, and there should be "more room for local initiative" in dealing with environmental problems, participants stated.

Drivers were described as the chief automobile safety problem, although road and vehicle improvements were judged necessary and desirable. Uniformity of traffic regulations and strict enforcement throughout the country were stressed. The majority of the participants favored the 55-mph speed limit, but they were divided over the issue of federally mandated occupant restraint systems, such as seat belts.

Mobility problems, such as providing transportation for the handicapped and elderly, **are institutional,** rather than technical, according to the participants. The Federal Government's credibility—on the energy supply situation, for example—is low, and its management record poor, was a commonly expressed view. On the other hand, many participants described industry as "manipulative of public attitudes," "profit mongering," and slow in innovation.

When asked how they would design the **personal transportation system of the future,** the composite response was:

- Adequate mobility for everyone at affordable costs.
- A multifaceted system, not heavily dominated by one mode.
- Well-coordinated intermodal connections.
- Energy-efficient, nonpolluting, quiet, comfortable, accessible, safe, and durable modes.

Copies of the OTA report, "Changes in the Future Use and Characteristics of the Automobile Transportation System, Volume III: Public Participation,"are available from the U.S. Government Printing Office. The GPO stock number is 052-003-00710-0; the price is $3.50. Copies **for congressional use** are available by calling 4-8996.

The Office of Technology Assessment (OTA) is an advisory arm of the U.S. Congress whose basic function is to help legislators anticipate and plan for the positive and negative impacts of technological changes. Address: OTA, U.S. Congress, Washington, D.C. 20510. Phone: 202/224-8996. (OTA offices are located at 600 Pennsylvania Ave., S.E.) John H. Gibbons, *Director.*

Volume II, Issue 15, November 1, 1979

OTA's ONE PAGER on

Conservation of Metals

The United States has experienced shortages in critical metals in recent years and become increasingly dependent on foreign sources of supply. The United States now imports 50 percent or more of such metals as aluminum, chromium, manganese, and tungsten. **By cutting the large amounts of loss or waste of metals** along the materials cycle—from mining of ore to product disposal—**the United States could ease both shortages and the dependency on imports.**

Of all the options for cutting metals waste, **product recycling**—the remanufacturing, reuse, and repair of end products—**offers the greatest leverage for saving materials and energy now wasted.** Product recycling **could save 30 percent or more** of the copper, aluminum, iron, and steel now lost. Environmental impacts associated with mining and manufacturing would also be reduced. Product recycling already exists in such areas as auto parts, furniture, typewriters, and aircraft. However, product recycling is currently far below its potential.

The major barrier to more widespread product recycling is economic. To be economically attractive, used products must usually be reworked or remanufactured at a cost that will permit a resale price significantly lower than that of new products. Products for which recycling is likely to be economic are those with higher initial costs, whose appearance or styling is of secondary importance, that can be recycled on a production-line basis, and for which there is a steady, large supply of products for remanufacture. Other major barriers to increased product recycling are the lack of established industries to collect, remanufacture, and resell the product, and the preference of consumers for new products.

Product recycling could be encouraged by a variety of means, including increasing public confidence in recycled products, providing funding to establish a scrap inventory, providing loans to establish a aftermarket business, and encouraging product leasing. Increased use of recycled products could have the short-term effect of reducing net jobs and replacing unskilled jobs with those requiring somewhat greater skill. However, the long-term impact would likely be to increase consumer buying power and net jobs.

The **substitution** of less critical metals or nonmetals is **another important option for saving selected metals.** However, several major impediments must be overcome. First, a successful substitution can often take years to implement. Second, many products are manufactured with a highly specialized production process that is costly to change. Third, every subsitution involves a risk that will add to the product cost. One option to encourage substitution would be Government R&D to develop practical substitutes for selected metals, with particular emphasis on high-volume usage, nonmetallic coatings for corrosion and wear resistance and inherently nonrecyclable uses. This option could also encourage private sector R&D.

Copies of the OTA report, "Technical Options for Conservation of Metals" are available from the U.S. Government Printing Office. The GPO stock number is 052-003-00705-3; the price is $4.25. Copies **for congressional use** are available by calling 4-8996.

The Office of Technology Assessment (OTA) is an advisory arm of the U.S. Congress whose basic function is to help legislators anticipate and plan for the positive and negative impacts of technological changes. Address: OTA, U.S. Congress, Washington, D.C. 20510. Phone: 202/224-8996. (OTA offices are located at 600 Pennsylvania Ave., S.E.) John H. Gibbons, *Director.*

Volume II, Issue 14, October 26, 1979

OTA's ONE PAGER on

Materials and Energy From Municipal Waste

Americans now generate more than 135 million tons of municipal solid waste (MSW) every year. Its disposal is a growing problem in those areas of the country where traditional methods such as open dumping, landfill, uncontrolled incineration, and ocean burial are too expensive or environmentally unacceptable.

Yet, these wastes contain materials whose use would help conserve resources. MSW includes more than two-thirds of the national consumption of paper and of glass, over one-fifth of the aluminum, and nearly one-eighth of the iron and steel. Recycling these materials requires less total energy than does the use of new resources. If the combustible portion of MSW were burned, the energy produced would be equivalent to almost 2 percent of the Nation's annual energy use.

Nearly all the materials recovered for recycling from MSW today have been kept separate as they were generated ("source separation"). Source separation programs can produce sizable revenues and energy savings, but have a limited effect on the total solid waste stream. Depending on local conditions, a combination of source separation and centralized resource recovery (see below) may be an optimal approach from an economic point of view.

Materials can also be recovered by separating mixed wastes in a central facility. A limited number of commercial technologies are available for producing energy and recovering materials in such a system. Other technologies are in the developmental stage. Because costs are frequently higher than revenues, resource recovery has the greatest economic potential where both alternative disposal methods and energy prices are high, such as in the urban Northeast. Relatively small plants appear more economical and easier to provide than larger ones. The Federal Government could help overcome the risks of resource recovery by funding basic research and a limited number of demonstration projects.

Potential markets exceed anticipated recovery through 1995 for iron and steel, aluminum, paper, and energy. Glass markets are developing rapidly. However, the prices users will pay and the quality they demand could be barriers to sale of large amounts of recovered resources.

A Federal product charge or a Federal recycling allowance could lead to greater recycling and lower waste generation, but pose administrative difficulties. Repeal of virgin material tax preferences, adjustment of railroad freight rates for scrap, a severance tax, and Federal procurement of recycled materials would be less effective. Additional Federal support for research and development on uses of recovered resources would be useful; development of specifications for trade in recovered materials needs only limited additional Federal help.

Federal beverage container deposit legislation would save energy, reduce materials use, solid waste generation, and littering, and protect the environment. It would lead to a net increase in employment, but with a loss of existing jobs in the materials and container industries. Brewers and bottlers would experience higher operating costs, but lower container costs. Wholesalers' and retailers' costs would increase. It is not clear whether net costs or consumer prices of beer and soft drinks would increase or decrease.

Copies of the OTA report, "Materials and Energy From Municipal Waste" are available from the U.S. Government Printing Office. The GPO stock number is 052-003-00692-9; the price is $6.00. Copies **for congressional use** are available by calling 4-8996.

The Office of Technology Assessment (OTA) is an advisory arm of the U.S. Congress whose basic function is to help legislators anticipate and plan for the positive and negative impacts of technological changes. Address: OTA, U.S. Congress, Washington, D.C. 20510. Phone: 202/224-8996. (OTA offices are located at 600 Pennsylvania Ave., S.E.) John H. Gibbons, *Director*.

Volume II, Issue 13, October 23, 1979

OTA's ONE PAGER on Pest Management Strategies in Crop Protection

A sharp step-up in the current slow shift to **integrated pest management** (IPM) for major U.S. agricultural crops **can cut pesticide use by as much as 75 percent** in some cases, reduce preharvest pest-caused losses by 50 percent, and save a significant amount of the one-third of the world's potential food harvest that is lost to all pests. (The pests include noxious and damaging organisms such as insects, mites, nematodes, plant pathogens, weeds, and vertebrates. Pesticides include insecticides, miticides, nematicides, herbicides, and fungicides.)

IPM involves the coordinated use of a variety of control tactics to prevent economic losses from pest damage while minimizing hazards to humans, animals, plants, and the environment. **IPM is the most promising approach to U.S. crop protection** over the next 15 years. The international implementation of IPM requires systems that are adopted to local agricultural conditions, social customs, political structures, and economic systems.

U.S. crops have become increasingly vulnerable to pest damage. The present limited number of pest control tactics within the categories of chemical, cultural, plant resistance, and biological are neither completely effective nor universally applicable. The intensive use of only one or two of these tactics can create hazards to human and environmental health and increase pest resistance to controls. Therefore, American agriculture is gradually shifting to IPM strategies, which apply the most broadly effective combination of available methods to particular pest problems. However, **technological and administrative obstacles block rapid development and use.**

Among the **obstacles to rapid adoption** of IPM strategies are:

- inadequate knowledge in basic biology, interactions of crop pests, and the economics of pest management.
- the lack of an adequate system for disseminating the information needed to make sound pest management decisions.
- a shortage of trained personnel to conduct research, develop IPM programs, and deliver the needed information.
- the lack of coordination and cooperation among Federal and State agencies.
- the lack of a clear and common commitment to and agenda for future IPM activities by agencies involved in the funding of research and extension activities, the regulation of pesticide use, and the marketing of farm products.

The basic option before Congress is whether or not to commit the additional resources needed to speed up the current evolutionary movement toward adopting IPM crop protection systems. Congress can: 1) support the status quo for U.S. pest control which, although including IPM, continues to rely heavily on chemicals, or 2) develop a strategy for accelerating the shift to IPM. With a modest increase in resources, IPM could replace most unilateral pest control programs over the next 20 to 30 years. With a major effort to remove the obstacles to IPM, **the shift could be made within 15 years.**

Copies of the OTA report, "Pest Management Strategies in Crop Protection" are available from the U.S. Government Printing Office. For the report, the GPO stock number and price is 052-003-00708-8 and $4.50; for the working papers, the stock number and price are 052-003-00709-6 and $10.00. Copies **for congressional use** are available by calling 4-8996.

The Office of Technology Assessment (OTA) is an advisory arm of the U.S. Congress whose basic function is to help legislators anticipate and plan for the positive and negative impacts of technological changes. Address: OTA, U.S. Congress, Washington, D.C. 20510. Phone: 202/224-8996. (OTA offices are located at 600 Pennsylvania Ave., S.E.) John H. Gibbons, *Director.*

Volume II, Issue 11, October 10, 1979

OTA's ONE PAGER on

A Review of Selected Federal Vaccine and Immunization Policies

Since 1967, **the number of active vaccine manufacturers has declined 50 percent, and the number of licensed vaccine products has declined 60 percent.** For each of 19 types of licensed vaccines, including poliovirus vaccine, the United States is dependent on a single American pharmaceutical company. Some investigators believe the decline in vaccine manufacturers and products is partly the result of Federal policies.

To evaluate the safety and efficacy of newly developed vaccines, **the Federal Government relies heavily on data collected from premarketing clinical trials.** Government evaluations based on such data can be less than comprehensive. The Government does not require anyone to collect postmarketing data regarding adverse reactions to licensed vaccines.

Medicare cannot pay for vaccinations to prevent infectious diseases, although it does pay for the treatment of such diseases. **Thus, Medicare cannot pay for the use of pneumococcal vaccine,** even though the Federal Government spent $6.5 million to help develop this vaccine and approved its use among the elderly. According to OTA's cost-effective analysis, **vaccination against pneumococcal pneumonia would be more cost-effective among the elderly than among any other age group,** and for all age groups would yield health benefits that cannot be obtained from treatment.

Liability problems may be eroding the commitments of vaccine manufacturers, Congress, and State health departments **to public immunization programs.** Some courts have ruled that the vaccine manufacturer should compensate injured vaccinees because: 1) the manufacturer was best able to pay, and 2) no other applicable compensation mechanism existed in society. In order to warn potential vaccinees about possible vaccine side effects, the Department of Health, Education, and Welfare (HEW) has developed informed consent forms and guidelines to be used by State and local participants in federally sponsored immunization programs. If HEW and the vaccine manufacturers successfully discharge their "duty to warn" obligations, however, then injured vaccinees may have no legal recourse to compensation.

Some actions Congress could take to help ensure the Federal Government's promotion of safe and effective vaccines include: 1) establishing an interagency body to comprehensively review all Federal policies that affect vaccine development, evaluation, and use; 2) authorizing the Federal Government either to produce or subsidize the production of selected vaccines; 3) requiring the Government to actively monitor adverse reactions to licensed vaccines; 4) amending the Medicare law to permit Federal reimbursement for vaccinations among the elderly; and 5) developing a Federal program for compensating vaccinees who are seriously injured in public immunization programs.

Copies of the OTA report, "A Review of Selected Federal Vaccine and Immunization Policies" are available from the U.S. Government Printing Office. The GPO stock number is 052-003-00701-1; the price is $5.50. Copies **for congressional use** are available by calling 4-8996.

The Office of Technology Assessment (OTA) is an advisory arm of the U.S. Congress whose basic function is to help legislators anticipate and plan for the positive and negative impacts of technological changes. Address: OTA, U.S. Congress, Washington, D.C. 20510. Phone: 202/224-8996. (OTA offices are located at 600 Pennsylvania Ave., S.E.) John H. Gibbons, *Director.*

Volume II, Issue 12, October 10, 1979

OTA's **ONE PAGER on**

Computer Technology in Medical Education and Assessment

This background report describes the use of computer technology across a variety of medical education, practice, and evaluation activities and summarizes some of the changes that computers will bring to medicine.

There have been dramatic reductions in the size and costs of computers. At the same time, advances in medicine have led to a virtual information explosion, making the contemporary medical care system more complex, more information-dependent, and more technology-oriented. Computers can add to the increasing complexity of medicine as well as assist in efforts to more effectively understand, employ, and manage the information and array of technologies used in health care. They have rapidly become integral to teaching and testing in many of our medical schools and have assumed growing importance in patient care, in epidemiologic and clinical research, and in medical administration.

Thus, computers are rapidly changing the nature and function of medical education and practice and the ways in which performance is evaluated. This led to self-paced, independent study programs in the pre-clinical years of medical school, specialty certification examinations which can reflect the patient-physician encounter more accurately than written examinations, and computerized data bases which can improve the physician's diagnostic and therapeutic skills.

The implications arising out of these medical uses of computer technology include changes in the method and content of physician education, improved methods of measuring and validating the quality of medical care, and more individualized testing of physician performance. Individualized testing will accelerate already existing trends to assess competence only in limited areas, which in turn will raise questions concerning whether physicians should have licenses limited to their specialties and concerning the relationships between State licensing boards and the private specialty boards in regulating physician practices.

Copies of the OTA background report, "Computer Technology in Medical Education and Assessment" are available from the U.S. Government Printing Office. The GPO stock number is 052-003-00704-5; the price is $4.75. Copies **for congressional use** are available by calling 4-8996.

The Office of Technology Assessment (OTA) is an advisory arm of the U.S. Congress whose basic function is to help legislators anticipate and plan for the positive and negative impacts of technological changes. Address: OTA, U.S. Congress, Washington, D.C. 20510. Phone: 202/224-8996. (OTA offices are located at 600 Pennsylvania Ave., S.E.) John H. Gibbons, *Director*.

Volume II, Issue 10, September 21, 1979

OTA's ONE PAGER on

Residential Energy Conservation

Careful use of current technologies can cut energy use in new and existing homes and apartments by 50 percent or more with no loss in personal comfort or change in lifestyle. The equivalent of 19 billion to 29 billion barrels of oil could be saved by 2000 if people invested in their homes to the point of maximum dollar saving. Thus, investing in conservation can effectively combat both rising energy costs and fuel scarcity.

Apparently in response to rising energy prices, **Americans have reduced the annual growth rate for residential energy use** from 4.6 percent in the 1960's to 2.6 percent in the 1970's. This change has been accomplished through better energy habits, and other improvements that make homes more energy efficient. Residential energy use can be kept at or slightly below current levels over the next two decades if continued improvements in conservation are made.

Although requiring an initial investment, **conservation will help hold down utility and fuel oil bills.** The amount of energy and money saved depends on the skill and ingenuity of homeowners, remodelers, and builders. In some new houses, an investment of $1,500 to $2,000 could reduce the size of the heating and cooling systems required, thus actually lowering the first cost of the house. Substantial savings can also be accomplished in the Nation's 80 million existing residences. For low-income families who often live in substandard housing, the best approach appears to be subsidizing energy efficiency by upgrading the quality of their housing.

The amount of energy used in a given home depends to a large extent on the attitudes, choices, and behavior of its occupants. Studies show that consumers are motivated more by a desire to save money than by appeals for personal sacrifice, which may be counterproductive. Simply making more specific information available on how energy and money can be saved would help tremendously. One way would be to have trained inspectors point out to people how much energy their homes use. Surveys also show that consumers trust information from State and local authorities and community groups more than that from the Federal Government or large energy companies.

While a variety of Federal programs and incentives already encourage home energy savings, **more could be done.** Building codes and performance standards can be tightened to encourage the already clear effort of the industry to make homes more energy efficient. Federal home loan and mortgage guarantee programs can induce lenders to review energy costs with prospective buyers. Improved conservation in federally owned and subsidized housing could set an example, expand the market for conservation products, and improve the comfort of residents. To be effective, Federal programs need to be flexible to meet local requirements and variations in climate.

Improving home energy efficiency does have **economic, environmental, and institutional impacts.** For instance, conservation redirects money from fuel to goods, thus increasing employment. As homes become tighter, they require proper ventilation, without heat loss, to eliminate potentially dangerous concentrations of pollutants inside the house. Much of the responsibility for making conservation work will fall on State and local governments, which need technical assistance and training programs as well as flexible guidelines from the Federal Government.

Copies of the OTA report, "Residential Energy Conservation" are available from the U.S. Government Printing Office. The GPO stock number is 052-003-00691-0; the price is $7.00. Copies **for congressional use** are available by calling 4-8996.

The Office of Technology Assessment (OTA) is an advisory arm of the U.S. Congress whose basic function is to help legislators anticipate and plan for the positive and negative impacts of technological changes. Address: OTA, U.S. Congress, Washington, D.C. 20510. Phone: 202/224-8996. (OTA offices are located at 600 Pennsylvania Ave., S.E.) John H. Gibbons, *Director*.

Volume II, Issue 9, August 29, 1979

OTA's ONE PAGER on

Open Shelf-Life Dating of Food Products

Concerned that the food they buy is not always fresh or nutritious, consumers have advocated in recent years that sellers clearly state on food packages the dates by which a given item should be sold or eaten. Referred to as "open shelf-life dating," this technique theoretically could help increase consumer confidence in the freshness of food, encourage better handling of food products by retailers, and reduce nutrient loss. To aid with inventory control, the food industry now uses coded dates that consumers cannot understand.

Three types of dates could be placed on food packages: the date of packaging, the date by which products should be sold, and/or the date by which they should be used. While providing little information to consumers, the "pack date" is the easiest and least expensive for the food industry to adopt. The "sell-by-date" provides retailers greater control over their inventory, but does not tell consumers when food should be either eaten or discarded. The "best-if-used-by date" gives consumers the most relevant information, but would be the most costly to implement and difficult to scientifically verify. No consensus exists on which type, or combination, of dates would be best.

Currently, **nobody knows whether open dating would improve the freshness of foods being sold.** Foods are classed as perishable, semiperishable, and long shelf life. Scientific data are adequate to determine freshness dates for some foods, mainly perishables, but not for all. Food quality is affected by a number of factors, including temperature, humidity, light, and time. Some foods spoil or lose their freshness faster than others; some change appearance with time, but remain nutritious.

Even though no Federal law mandates it, 21 States and the District of Columbia have adopted some form of open dating. These systems as well as the voluntary ones put into effect by the industry vary widely as to the foods to be dated, what dates are used, and what those dates mean. This lack of a uniform dating system leaves consumers confused. More needs to be known about the effects of dating systems now in use.

Nobody knows exactly how much open dating would cost. OTA estimates the cost to producers of establishing open dates at about $100,000 for each perishable food product and $200,000 for those that remain fresh longer. This start-up plus continuing costs might add from one-tenth of a cent to 1 cent to the price of a package on the store shelf. More data are needed to determine the costs of dating specific products.

In addressing the issue of food dating, Congress could: 1) take no action, thus allowing the present voluntary system to continue; 2) establish a mandatory system that would specify open dates; or 3) adopt a mix of voluntary and mandatory systems, in which the Federal Government develops guidelines for dating, but allows processors greater flexibility to determine dates and minimize costs. A mandatory system would produce greater uniformity, but would be more difficult and expensive to implement. A mixed system could provide for uniformity and allow industry to decide whether to open date products. The procedure could be varied for different food categories—mandatory dates for perishables and mixed for all others, for example.

Copies of the OTA report, "Open Shelf-Life Dating of Food," are available from the U.S. Government Printing Office. The GPO stock number is 052-003-00694-4; the price is $4.00. Copies **for congressional use** are available by calling 4-8996.

The Office of Technology Assessment (OTA) is an advisory arm of the U.S. Congress whose basic function is to help legislators anticipate and plan for the positive and negative impacts of technological changes. Address: OTA, U.S. Congress, Washington, D.C. 20510. Phone: 202/224–8996. (OTA offices are located at 600 Pennsylvania Ave., S.E.) John H. Gibbons, *Director.*

OTA's ONE PAGER on

Volume II, Issue 8, July 26, 1979

The Effects of Nuclear War

The effects of a nuclear war that can be anticipated but cannot be calculated are at least as important as those that analysts attempt to quantify. Moreover, there are very large uncertainties regarding the effects that are calculated. Nuclear weapons are usually described by the damage they can inflict even in the most unfavorable circumstances. In fact, the casualties and economic destruction caused by a nuclear attack would probably be far greater than most prior estimates have indicated.

In the period following a nuclear attack, conditions could get worse before they started to get better. The Nation would be far weaker—economically, socially, and politically—than a calculation of its assets would seem to indicate. People could live off prewar supplies and habits for awhile, but patterns of behavior would be changed by worsening shortages and the enormous psychological shock a nuclear war would produce. A failure to achieve economic viability (production equaling consumption) before stocks ran out would cause many additional deaths, and further economic, social, and political deterioration.

A large-scale nuclear exchange between the United States and the Soviet Union could kill more than 250 million people in those two countries alone. The numbers killed in the first few days would depend on the exact number of nuclear weapons used and places of detonation, the time of year, extent of warning, and the weather. U.S. deaths would probably range between 70 million and 160 million, while Soviet deaths would be between 50 million and 100 million. Many "survivors" would die later from starvation, exposure, or disease, particularly in areas where the immediate deaths were relatively low.

A "limited" nuclear exchange would have enormous impact as well, even if there were no escalation. An exchange limited to 10 MIRVed missiles aimed at oil refineries, for example, could kill 5 million Americans and destroy 64 percent of the U.S. refining capacity and 73 percent of the Soviet capacity. An attack directed solely at missile silos could kill as many as 20 million Americans. Despite the deaths and destruction of such attacks, their consequences might be endurable and economic recovery possible since they would be on a scale with previous wars and epidemics.

Major differences between the United States and the Soviet Union affect their relative vulnerability to nuclear attacks. People in the United States are more exposed than those in the Soviet Union because the latter are more dispersed geographically, and because U.S. weapons are generally smaller than their Soviet counterparts. Further, the Soviet political system is better able to maintain tight control in emergencies. However, the U.S. economy appears to be less vulnerable than that of the Soviet Union, both because it is bigger and better to begin with, and because Americans are more accustomed to decentralization.

Nuclear war is deterred by the certainty of its enormous effects, and by the uncertainty about just what those effects would be. Even a limited nuclear war could be expected to kill millions of people and inflict damage on a scale unprecedented in U.S. history, while a large-scale nuclear exchange would be a calamity unknown to human history. Because the economic, social, and political effects are literally incalculable, no government could predict with confidence what the consequences of even a limited nuclear attack would be.

Copies of the OTA report, "The Effects of Nuclear War," are available from the U.S. Government Printing Office. The GPO stock number is 052-003-00668-5; the price is $4.75. Copies **for congressional use** are available by calling 4-8996.

The Office of Technology Assessment (OTA) is an advisory arm of the U.S. Congress whose basic function is to help legislators anticipate and plan for the positive and negative impacts of technological changes. Address: OTA, U.S. Congress, Washington, D.C. 20510. Phone: 202/224-8996. (OTA offices are located at 600 Pennsylvania Ave., S.E.) John H. Gibbons, *Director.*

Volume II, Issue 7, July 18, 1979

OTA's ONE PAGER on Management of Minerals in Federal Lands

The Federal Government owns about 30 percent of the land in the United States, almost all of it located in areas in the West and in Alaska that have been and are expected to remain major sources of both fuel and nonfuel minerals. However, **large tracts of Federal land have been made unavailable for mining** in recent years by Congress and the executive branch to protect wildlife, scenic areas, petroleum reserves, and recreational areas, among others. These withdrawals could cause mineral production to decline in another 10 to 20 years.

These withdrawals and other restrictions on mining activity in Federal lands have been in response to the fact that mineral rights, once obtained, take precedence over all other land values. Current law lacks incentives or other mechanisms to ensure a balance between mineral and nonmineral values at each stage of mining from exploration through production. Also, those who explore for and develop minerals are not required to pay for most damage to surface land or nonmineral resources.

Enacted piecemeal over more than a century, **Federal laws pertaining to mining and minerals are ill-suited** for modern mining operations as well as for multiple-use concepts of Federal lands. They contain significant gaps in coverage, treat physically similar lands or mineral deposits differently, contain provisions that unnecessarily add to the cost and uncertainty of mining, and impede exploration for and production of more than one mineral. Access to Federal land for mining, as well as continued tenure once access has been obtained, are likewise uncertain. Further, the conditions under which tenure is granted are insufficient to ensure diligent mining activity.

Responsibility for mining and mineral leasing is split among various Federal departments and agencies. This split impedes efficient, integrated management of both mineral and nonmineral resources. For example, the agency responsible for managing surface lands often lacks authority to control the surface impacts of mining. On the other hand, the present division of authority between the Federal and State governments seems to be working well, although further improvements would be helpful.

Although designed to enable mineral-producing States to cope with the social and economic impacts of mining, **Federal mineral revenues are made available to the States without their having** to make any show of need. These revenues have rarely been used to mitigate the social and economic impacts of mining. The States' own powers to tax minerals are sufficient to deal with mining's impacts. Most States have not created mechanisms to ensure that their mineral-derived revenue reaches those areas that need it in a timely manner, particularly during the preproduction stages. Some State taxes are so high as to inhibit mining and cause inefficient use of mineral and nonmineral resources in areas where mining occurs.

A number of options are available to Congress to coordinate mining with other land values, to improve the division of management responsibility for Federal lands, and to encourage efficient mining activities. These range from maintaining the status quo, to making moderate or major changes in each existing mineral law, or to comprehensive revisions of existing management systems.

Copies of the OTA report, "Management of Fuel and Nonfuel Minerals in Federal Land," are available from the U.S. Government Printing Office. The GPO stock number is 052-003-00667-7; the price is $6.25. Copies **for congressional use** are available by calling 4-8996.

The Office of Technology Assessment (OTA) is an advisory arm of the U.S. Congress whose basic function is to help legislators anticipate and plan for the positive and negative impacts of technological changes. Address: OTA, U.S. Congress, Washington, D.C. 20510. Phone: 202/224-8996. (OTA offices are located at 600 Pennsylvania Ave., S.E.) John H. Gibbons, *Director*.

Volume II, Issue 6, July 2, 1979

OTA's ONE PAGER on The Direct Use of Coal

Coal is the only domestic fuel whose use can be greatly expanded with current economics and technology, and known resources. However, no other energy source evokes such memories of environmental and social damage. While many of these problems have been addressed, there are still a number of uncertainties about both coal's rate of growth and resulting impacts. If required for national energy purposes, coal production and combustion could be as much as tripled by 2000 without relaxation of environmental, safety, and health standards. However, demand is unlikely to grow at such a pace as long as other fuels are available.

Present or pending **measures to mitigate coal's adverse impacts need not directly impede its use,** but they will add to its cost and reduce its competitiveness. For example, reducing sulfur emissions may add a half cent to each kilowatthour produced. Policies aimed at increasing coal's use to reduce dependence on other fuels (e.g., imported oil and nuclear power) must therefore involve cost incentives. Technological developments would also allow smaller users (industrial and residential) to turn to coal. Inadequate transportation systems, Federal leasing policies, public opposition, or labor disputes could become supply constraints if policy initiatives lead to a tripling or even greater growth rate of demand.

If coal again becomes the preeminent energy source, it will be in a vastly different manner than before. Recently enacted Federal and State laws and regulations, combined with new technology to prevent pollution, restore strip-mined land, and improve mine and health conditions, should prevent a repeat of at least the worst of coal's past impacts—soot-laden cities, scarred landscapes, ruined waterways, and frequent accidents and disease among miners. The key to minimizing coal's negative impacts lies with strict enforcement of current standards. However, some may be found to be inadequate when gaps in our information are filled.

Three major environmental uncertainties remain. Carbon dioxide, produced when fossil fuels are burned, could cause significant changes in climate. If so, massive increases in coal use may be unacceptable. Second, exposure to low levels of coal-related air pollutants may lead to thousands of premature deaths annually. Finally, acid rain appears to result from air emissions and can cause significant ecological damage. These concerns are the subject of much scientific dispute and warrant further study.

Fatal accidents in mines have dropped dramatically since safety laws were enacted in 1969, but the rate of disabling injuries suffered by miners has not declined. As many as 42,000 miners could suffer serious injury annually by 2000. Respiratory diseases (collectively known as "black-lung" disease) are expected to become less prevalent, but the rate of illness is uncertain because the adequacy of current dust standards and the degree of compliance with them are not known.

Coal will also have significant impacts on the communities where it is mined. Increased underground production in Appalachia may require a doubling of the number of miners by 2000, which will further press areas already strained by decades of poverty and inadequate municipal services. Rapid growth of production in the West will create several dozen "boom towns," but the number of people involved will be less than in the East.

Copies of the OTA report, "The Direct Use of Coal: Problems of Production and Combustion," are available from the U.S. Government Printing Office. The GPO stock number is 052-003-00664-2; the price is $7.00. Copies **for congressional use** are available by calling 4-8996.

The Office of Technology Assessment (OTA) is an advisory arm of the U.S. Congress whose basic function is to help legislators anticipate and plan for the positive and negative impacts of technological changes. Address: OTA, U.S. Congress, Washington, D.C. 20510. Phone: 202/224-8996. (OTA offices are located at 600 Pennsylvania Ave., S.E.) John H. Gibbons, *Director*.

Volume II, Issue 5, June 27, 1979

OTA's ONE PAGER on

Drugs in Livestock Feed

For the past three decades, drugs have been routinely added to livestock feeds to promote animal growth, make feed more efficient, and prevent disease. Forty percent of the antibacterial drugs (antibiotics plus chemicals with similar actions) made in the United States are used in animal feeds or for other nonhuman purposes. Also, most of the meat produced in the United States has been fattened with the aid of drugs.

Animals given certain antibacterials in concentrations lower than those used to treat disease have been found to gain weight faster and with less feed than animals not given those drugs. Low levels of antibacterials apparently promote growth and feed efficiency through the prevention of disease or direct metabolic effects. In addition, other drugs, such as the synthetic hormone diethylstilbestrol (DES), are used to promote growth either as feed additives or as implants under the animal's skin.

However, widespread concern has been expressed about the potential health effects from this use of drugs. First, evidence indicates that disease-causing bacteria now resist many antibacterial drugs, including penicillin and tetracycline. Second, use of these antibacterials in animals may contribute to their declining effectiveness in humans. Third, some drugs used to promote animal growth, particularly DES and furazolidone, an antibacterial drug, have been shown to cause cancer in humans and/or animals.

It is the widespread, continuous use of low doses of antibacterials that favors the growth of drug-resistant bacteria. Resistance can be transferred from one type of bacteria to another, from animal to human bacteria, and from one antibacterial drug to another. As a result, drugs used to treat human illness lose their effectiveness. However, the amount of drug resistance attributable to antibacterials used in animal feed cannot be measured precisely. In addition, residues of drugs used to promote livestock growth may persist in retail meat products, where some could cause cancer when consumed by humans. The extent of the risk is unclear because scientists lack definitive methods to translate laboratory results into the number of people who might contract cancer.

The Food and Drug Administration (FDA) has proposed to ban DES and the nitrofurans, to limit penicillin to treatment of known diseases, and to restrict tetracycline to such treatment if alternatives are available to promote growth and feed efficiency. In fact, FDA-approved alternatives for most of these drugs are already available. The risk of illness to humans posed by continued use of antibacterials, as well as the degree and economic impact of decreased meat production that would occur from restricting or banning these drugs, cannot be measured precisely.

In addressing the problem of drugs in livestock feed, Congress could: 1) allow FDA to regulate drug use, subject to congressional oversight; 2) require FDA to make economic as well as scientific assessments of benefits and risks; 3) modify the special approach required for cancer-causing drugs; 4) require FDA to decrease the use of antibacterials in humans and livestock feed; and/or 5) require that in the future only those drugs that have proven more effective than those now in use be approved.

Copies of the OTA report, "Drugs in Livestock Feed," are available from the U.S. Government Printing Office. The GPO stock number is 052-003-00685-5; the price is $3.50. Copies **for congressional use** are available by calling 4-8996.

The Office of Technology Assessment (OTA) is an advisory arm of the U.S. Congress whose basic function is to help legislators anticipate and plan for the positive and negative impacts of technological changes. Address: OTA, U.S. Congress, Washington, D.C. 20510. Phone: 202/224-8996. (OTA offices are located at 600 Pennsylvania Ave., S.E.) John H. Gibbons, *Director*.

OTA's ONE PAGER on

Volume II, Issue 4, June 19, 1979

Federal Health Statistics

The number and types of Federal data systems for health statistics have increased dramatically in recent years as an outgrowth of the expanded Government role in health care. Indeed, virtually every new Federal program pertaining to health needs data. Hence, there has been a rapid proliferation of data projects that relate to specific health programs.

The fast growth of Federal statistical projects has led to problems of fragmentation, overlap, and duplication. Data systems cannot be easily adapted to issues that cut across jurisdictional responsibilities because they are dispersed among different health programs. The number of health data projects has exacerbated the decentralization of Federal health statistics, thereby making planning and coordination difficult. Too much data are collected on some subjects, too little on others. The inability to link and integrate diverse data files for analyses that require more than one data source makes it difficult to assess program achievements or compare results. Also, data projects designed for specific health programs often do not meet the needs of all potential users.

Most data on health are collected by the Department of Health, Education, and Welfare (HEW), principally by its Public Health Service and the Health Care Financing Administration. The Public Health Service alone operated 153 data projects in 1977—a one-quarter increase over the previous year. Another 13 projects were run by the Health Care Financing Administration. The total cost of Federal health statistics in fiscal year 1977 has been estimated at $100 million. These estimates are probably low, however, because many projects go unreported.

Congress usually does not assess the impact of data requirements mandated by its laws. A single statutory requirement may necessitate a number of costly data projects involving many respondents. However, an agency's resources and internal priorities, rather than legislation, often determines the scope of its data collection activities.

Lacking an overarching set of principles and objectives for health statistics, **the Federal Government needs a coherent policy for coordinating health data systems.** An administrative unit could be created to coordinate the collection of health data. If created, it should have sufficient authority to plan data systems, improve the collection of information, and ensure that potential users have access to data. A number of offices within HEW could provide this function, although additional staff and money would be needed to carry it out. The fundamental requirement in assigning administrative responsibility is an unambiguous mandate to manage health statistics.

As part of the study of Federal health statistics, **OTA compiled a directory of laws that authorize HEW to collect health data.** The directory provides a listing of existing statutes that can be referred to by Congress before passing new laws that require collecting health data. It can also assist executive agencies plan and coordinate data projects for health.

Copies of the OTA report, "Selected Topics in Federal Health Statistics," are available from the U.S. Government Printing Office. The GPO stock number is 052-003-00683-9; the price is $5.50. Copies **for congressional use** are available by calling 4-8996.

The Office of Technology Assessment (OTA) is an advisory arm of the U.S. Congress whose basic function is to help legislators anticipate and plan for the positive and negative impacts of technological changes. Address: OTA, U.S. Congress, Washington, D.C. 20510. Phone: 202/224-8996. (OTA offices are located at 600 Pennsylvania Ave., S.E.) John H. Gibbons, *Director*.

Volume II, Issue 3, March 15, 1979

OTA's **ONE PAGER on**

The Future Use and Characteristics of Automobiles

If chronic worldwide oil shortages do not intervene, projections show that **cars will continue to dominate personal travel in the United States through the year 2000.** Cars provide a degree of comfort, convenience, and personal mobility unparalleled in history, and make a major contribution to the U.S. economy. The 100 million private cars now account for more than 90 percent of personal travel. But their use also helps consume dwindling world oil supplies, pollute the atmosphere, congest roads, and kill thousands and injure millions annually.

A shift from petroleum to other energy sources for cars will be necessary sooner or later. Candidates include oil shale, tar sands, gasohol, coal liquids, and electricity from coal, nuclear, or solar energy generating plants. At the present time, all of these alternatives cost more than petroleum, and it is not certain which will prove to be technically or economically best. At least one or two decades will be needed to switch cars from petroleum to alternate energy sources, a process that might be aided by more R&D, tax incentives, or subsidies.

Meanwhile, current Federal programs to reduce gasoline use can keep total consumption at or slightly below present levels. Further reductions can be achieved through smaller and lighter weight cars, requiring new cars to average 35 miles per gallon by 2000, and more fuel-efficient engines such as turbines or diesels. Increased gas taxes and/or price deregulation would reduce demand, but a several-fold overall price increase would be needed to cut the number of miles driven by 20 to 25 percent.

While auto emissions nationwide are expected to drop sharply from 1975 levels, **air quality in many urban areas will be little better by 2000 than it is now** because of more cars and congested streets as well as pollution from other sources. Tightening new car emission standards would be costly and reduce auto pollution only marginally. More effective measures might include a nationwide program to inspect and maintain emission control devices, restrict cars in specific areas at certain times, and encourage development of electrically powered cars.

Although the rate of traffic fatalities per mile driven has been cut by nearly 40 percent since 1966, **there will be more deaths, injuries, and property damage per year by 2000 than there are now** as more people drive more cars more miles. Safety could be further enhanced by strict enforcement of the 55-miles-per-hour speed limit and programs to reduce drunk driving, improve occupant restraints, and build more crashworthy cars and roads. As a first step, the Federal Government might establish stringent and quantitative safety goals.

The entire automobile system will continue to cost governments, manufacturers, and consumers more—costs the Federal Government may be called on to help defray. State and local governments may need assistance to repair deteriorating roads. Similarly, tax incentives might help the auto and fuel industries meet Federal energy, safety, and environmental standards. Measures that might assist automobile owners include national no-fault insurance, regulation of repair practices to keep costs down, and incentives to manufacturers to build more durable and maintainable cars.

Copies of the OTA report, "Changes in the Future Use and Characteristics of the Automobile Transportation System," are available from the U.S. Government Printing Office. For the summary volume, the GPO stock number and price are 052-003-00649-9 and $1.80; for the technical volume, the stock number and price are 052-003-00650-2 and $6.00. Copies **for congressional use** are available by calling 4-8996.

The Office of Technology Assessment (OTA) is an advisory arm of the U.S. Congress whose basic function is to help legislators anticipate and plan for the positive and negative impacts of technological changes. Address: OTA, U.S. Congress, Washington, D.C. 20510. Phone: 202/224-8996. (OTA offices are located at 600 Pennsylvania Ave., S.E.) John H. Gibbons, *Director*.

Volume II, Issue 2, January 22, 1979

OTA's ONE PAGER on Cancer Testing Technology and Saccharin

Three independent laboratory tests have shown that the artificial sweetener **saccharin causes cancer in rats and thus must be viewed as a potential carcinogen for humans,** according to a 1977 OTA study. The tests showed a significant increase in bladder cancer among rats, particularly second-generation males, fed saccharin as at least 5 percent of their diet. Further, 3 short-term tests (out of 11) commissioned by OTA for this study indicated that saccharin causes cell changes, thus supporting the view that it is also carcinogenic.

Although its carcinogenicity has thus been demonstrated, saccharin is among the weakest carcinogens yet detected. However, while there are no reliable estimates as to how many people might develop cancer from saccharin use, **people are exposed daily to a number of carcinogens and any increment must be taken very seriously.** Further, because of the large numbers of people who use saccharin, it could cause more cancers than more potent carcinogens that are not widely used.

Earlier negative laboratory and epidemiological tests on saccharin were either not sensitive enough to detect its carcinogenic traits or used now-outdated methods. The three positive tests were the only ones that tested second-generation rats, for instance. While positive results mean that a substance probably does cause cancer, negative results alone do not prove that a substance is safe, given an expected low incidence and/or long induction time, as is the case with saccharin.

Laboratory tests using large doses of a substance on rats or mice **are widely accepted by the scientific and medical communities as valid.** Many cancers take a long time to develop in humans and other primates. Rats and mice are used because of their much shorter lifespans (2 to 3 years) and small size, which permits sufficient numbers to be tested. Large doses are used since the effects produced by smaller ones might not be apparent given the limited time of the test and small number of animals that would be affected. Moreover, substances that cause cancer in large doses are presumed to also be carcinogenic in lesser amounts, but would probably affect fewer people.

The only artificial sweetener now on the market, saccharin is used by millions of people as a substitute for sugar. It is particularly used by people trying to lose weight, those with diabetes, or who have to take unpleasant-tasting drugs. However, **no scientific evidence exists to prove the claimed health benefits of saccharin** for any of those uses. Thus, no conclusions can be reached at this time on the benefits, if any, of saccharin.

As of 1977, **several questions concerning the relationship between saccharin and cancer remained unresolved.** What chemical agents in commercial saccharin cause cancer? Why are male rats more sensitive to bladder cancer than females? Is the cancer caused by saccharin limited to the bladder? Does the length of exposure to saccharin (including uterine exposure) increase the risk of cancer? Or is the fetus particularly sensitive? How does saccharin cause cancer? Further study is needed on these questions.

Copies of the October 1977 OTA report, "Cancer Testing Technology and Saccharin," are available from the U.S. Government Printing Office. The GPO stock number is 052-003-00471-2; the price is $3.25. Copies **for congressional use** are available by calling 4-8996.

The Office of Technology Assessment (OTA) is an advisory arm of the U.S. Congress whose basic function is to help legislators anticipate and plan for the positive and negative impacts of technological changes. Address: OTA, U.S. Congress, Washington, D.C. 20510. Phone: 202/224-8996. (OTA offices are located at 600 Pennsylvania Ave., S.E.) Russell W. Peterson, *Director.*

Program and Financing (in thousands of dollars)

Identification code 09–0700–0–1–801	1979 actual	1980 est.	1981 est.
Program by activity:			
10.00 Technology assessments (costs—obligations)	10,973	11,284	14,200
Financing:			
21.40 Unobligated balance available, start of year	−1,758	.....	.....
24.40 Unobligated balance available, end of year	.....	.....	.....
25.00 Unobligated balance lapsing	485	.....	.....
Budget authority	**9,700**	**11,284**	**14,200**
Budget authority:			
40.00 **Appropriation**	**9,700**	**11,000**	**14,200**
44.20 **Supplemental for civilian pay raises**	.....	**284**	.....
Relations of obligations to outlays:			
71.00 Obligations incurred, net	10,973	11,284	14,200
72.40 Obligated balance, start of year	2,110	3,959	4,146
74.40 Obligated balance, end of year	−3,959	−4,146	−4,073
77.00 Adjustments in expired accounts	**87**	.....	.....
99.00 Outlays, excluding pay raise supplemental	9,211	10,816	14,270
91.20 Outlays from civilian pay raise supplemental	.....	281	3

Object Classification (in thousands of dollars)

Identification code 09–0700–0–1–801	1979 actual	1980 est.	1981 est.
Personnel compensation:			
11.1 Permanent positions	3,939	4,167	5,029
11.3 Positions other than permanent	200	209	250
Total personnel compensation	4,139	4,376	5,279
12.1 Personnel benefits: Civilian	271	292	352
21.0 Travel and transportation of persons	261	245	335
22.0 Transportation of things	12	15	18
23.2 Communications, utilities, and other rent	837	831	925
24.0 Printing and reproduction	311	360	400
25.0 Other services	4,965	4,984	6,688
26.0 Supplies and materials	98	111	125
31.0 Equipment	79	70	78
99.0 Total obligations	10,973	11,284	14,200

Personnel Summary

Total number of permanent positions	[1] 130	130	160
Total compensable workyears	132	132	155
Full-time equivalent of other positions	4	4	5
Full-time equivalent of overtime and holiday hours	4	4	5
Average salary of ungraded positions	29,538	32,553	33,529

[1] Not including 10 positions authorized by Public Law 95–355

CONTRIBUTIONS AND DONATIONS

Program and Financing (in thousands of dollars)

Identification code 09–8094–0–7–801	1979 actual	1980 est.	1981 est.
Program by activity:			
10.00 contributions and donations (cost—obligations) (object class 25.0)	6	5	5
Financing:			
21.40 Unobligated balance available, start of year	—5	—5	—5
24.40 Unobligated balance available, end of year	5	5	5
Budget authority (appropriation) (permanent, indefinite)	6	5	5
Relations of obligations to outlays:			
71.00 Obligations incurred, net	6	5	5
72.40 Obligated balance, start of year	.....	6	6
74.00 Obligated balance, end of year	—6	—6	—6
99.00 Outlays	.....	5	5

CONGRESSIONAL BUDGET OFFICE

Statement of Alice M. Rivlin
Director of the
Congressional Budget Office

before the

Subcommittee on Legislative
Committee on Appropriations
U.S. House of Representatives

Appropriation Request for Fiscal Year 1981

Mr. Chairman and Members of the Subcommittee, I am pleased to present the fiscal year 1981 appropriation request for the Congressional Budget Office (CBO). CBO is a nonpartisan organization that provides the Congress with budget-related information and analyses of alternative fiscal, budgetary, and programmatic policies. CBO does not make recommendations on matters of policy; rather, we analyze budgetary options, their cost to the federal government, and their impact on the national economy.

Budget Request

For fiscal year 1981, I have prepared a budget request for the CBO that allows for no growth, except an inflation allowance, and no increase in the level of authorized staff. I am

requesting an appropriation of $13,544,000, which is an increase over fiscal year 1980 of approximately 8 percent. This request does not contain funds for expanded responsibilities for the office. The fiscal year 1981 appropriation would simply continue CBO's current organization and services to the Congress.

This statement briefly reviews for the Committee the major services CBO provided to the Congress over the past year and describes our current organization.

Budgetary Estimates, Fiscal and Programmatic Analysis

CBO's responsibilities under the Congressional Budget Act of 1974 include estimating the five-year costs to the federal government of proposed legislation, tracking Congressional budget action on appropriation and revenue bills against the targets or ceilings in the concurrent budget resolutions (scorekeeping), preparing periodic forecasts of economic trends and alternative fiscal policies, estimating the inflationary effect of major legislative proposals, and analyzing programmatic issues that affect the federal budget.

Cost Estimates. CBO prepares cost estimates for virtually every bill reported in the House and Senate that would have a budget impact. During the first session of the 96th Congress (as of November 20, 1979), CBO prepared more than 700 bill cost estimates for House and Senate authorizing committees, about the

same number as during the first session of the 95th Congress. Based on past experience, we expect to prepare close to 1,000 bill cost estimates during the second session of the 96th Congress. In addition, CBO provides the Appropriations Committees with outlay estimates for all appropriation bills.

Scorekeeping. During fiscal year 1979, we issued various budget scorekeeping reports and tabulations for use by the Congress, particularly the Appropriations and Budget Committees. These included:

- 6 comprehensive scorekeeping reports published by CBO;
- information for 20 scorekeeping reports issued by the Senate Budget Committee;
- 42 packages of specifically designed computer runs for the House Budget Committee furnished weekly when the House was in session;
- daily reports, together with weekly scorekeeping tabulations, when the Congress was in session for the Budget Committees' use in advising the parliamentarians on current budgetary levels;
- numerous computer tabulations (some regular and others specifically requested) for the use of the Appropriations Committees in preparing their March 15 reports, and for the use of the Budget Committees during their consideration of the budget resolutions; and
- a new automated report, which is updated weekly, on the legislative status of selected entitlement and other

54-689 - 80 - 9

bills that would directly affect budgetary requirements, for the use of the Appropriations and Budget Committees.

Economic Forecasts. Each fiscal year, CBO publishes two reports that examine the state of the national economy, present CBO's economic forecast, and analyze alternative fiscal policies. These reports coincide with Congressional consideration of the concurrent resolutions on the budget. The demand for these documents is great and, like all CBO publications, they are distributed to all Members of Congress. The two reports issued in fiscal year 1979 focused particularly on the problem of inflation.

Inflation Analysis. CBO prepares estimates of the inflationary effect of selected major legislative proposals. The estimates are intended to provide the Congress with guidelines about the cost in terms of inflation that new programs might entail. In fiscal year 1979, inflation impact analyses were undertaken in such diverse areas as hospital cost containment, agriculture price support programs, beef import quotas, international agreements on coffee and sugar, and oil price decontrol.

Program Analysis. CBO prepares reports on a wide range of programmatic issues that affect the federal budget. These studies are undertaken at the request of the chairman or ranking minority member of a full committee of jurisdiction or the chairman of a subcommittee of jurisdiction. In line with the priorities established in the Congressional Budget Act of 1974, the Budget Committees request CBO's services most frequently.

CBO is also required to issue a limited number of reports by the Budget Act: an annual report on budget options, a five-year budget projections report, scorekeeping reports, and periodic economic forecasts.

The subject areas of CBO's reports reflect the key budgetary issues before the Congress. In fiscal year 1979, for example, our National Security and International Affairs Division completed analyses of the MX missile, U.S. airlift forces, the potential effect of SALT II on future U.S. defense budgets, and the multilateral trade negotiations.

Responding to continuing Congressional interest in energy, CBO's Natural Resources and Commerce Division analyzed the economic impact of oil import reductions, the effects of decontrolling the price of domestic oil, the energy research and development budget, synthetic fuel production, energy conservation, and the windfall profits tax.

Our Human Resources and Community Development Division prepared reports on hospital cost containment, health care coverage, professional standard review organizations (PSROs), federal student assistance, the long-term costs of housing for low-income persons, and welfare reform proposals.

Other key issues analyzed by CBO in fiscal year 1979 included civil service retirement, pay for federal white-collar employees, salaries for top-level federal officials, and tax-exempt bonds for single-family housing.

Based upon our current committee requests, we expect to complete approximately the same number of reports in fiscal year 1980 as in 1979. At present, for example, we are studying tax subsidies for medical care, the budget process schedule, federal credit activity, inflation and indexed federal programs, the energy efficiency of different modes of freight transportation, aid to secondary school education, catastrophic health insurance, general revenue sharing, federal pay, and the compensation system for active-duty military personnel.

The Committee has a list of CBO's studies (Tab J). Part I of this list shows the projects currently underway; Part II lists the studies completed since October 1978. The list gives the CBO division responsible for the study, the title of the study, a summary of its contents, the requesting Congressional committee or statutory authority, the completion date, and its published or unpublished status.

We assume that our level of activity in fiscal year 1981 will be similar to that in fiscal years 1979 and 1980.

Testimony. CBO is requested to testify before numerous Congressional committees, often in connection with a formal study we have undertaken. In fiscal year 1979, I testified on 23 occasions before nine House committees and five Senate committees as well as one joint committee. In addition, other members of the CBO staff testified on 11 occasions before seven House committees and four Senate committees.

For example, in the early winter and summer when the Budget Committees were considering the concurrent resolutions on the budget, I testified on the state of the economy. Throughout the spring and early summer, we received several requests for testimony on energy issues. Before the Joint Economic Committee, I discussed the economic impact of oil price decontrol; before the Senate Finance Committee, issues related to oil price decontrol and the windfall profits tax; before the House Public Works and Transportation Committee, the energy trust fund; and before the House Banking, Finance, and Urban Affairs Committee, solar energy. We also testified on dairy price support programs, the multilateral trade agreement, housing assistance programs, health care costs, multiyear budgeting, and the Social Security trust funds.

Coordination of Studies

During the fiscal year 1980 appropriation process, this Committee expressed concern that the four Congressional staff agencies might be duplicating each other's studies. As you know, the Research Notification System was established several years ago to avoid such duplication. In addition, senior staff members of the four agencies meet on a regular basis. In the past year, at the suggestion of this Committee, we have examined our coordination mechanisms, made improvements, and effectively

redoubled our efforts to avoid any duplication. Specifically, we have taken the following steps:

- o Reemphasized to management staff the requirement to coordinate studies;
- o Circulated a "guide to analysts" to all staff in the four agencies to facilitate coordination;
- o Scheduled meetings of subject area specialists to discuss current and planned projects, possible coordination, use of existing information, and sharing of data;
- o Designated a central contact within CBO to assist any agency seeking information and to monitor the overall effectiveness of our coordination effort.

In short, we have taken most seriously your concern about duplication, and I have instructed the CBO staff to take every precaution to coordinate our work with that of the other agencies and to avoid duplication. I believe that these efforts have been successful.

ADP Services

Computer support services are an integral part of CBO's analytic capability. The Budget and Appropriations Committees continue to rely heavily on our information processing services. In providing these services, we use both commercial computer services and government facilities.

For the past several years, the House Information Systems (HIS) has provided CBO with key computer support. For fiscal year 1980, HIS developed a rate schedule that they believe more accurately reflects the actual cost of these services to CBO than the previous ad hoc billing system. As a result of the new charge-back system, our appropriation for fiscal year 1980 included an increase over 1979 of approximately $1 million for essentially the same services. It is my understanding that, beginning in January 1980, nearly all House Committees will reimburse HIS for computer services under a similar arrangement.

HIS has recently given CBO the actual billing for the first month of fiscal year 1980 and has provided us with estimated costs for the total fiscal year. These figures show our estimate of approximately $1 million in extra charges for fiscal year 1980 to have been largely correct. Our fiscal year 1981 request allows for a continuation of this practice of reimbursing HIS for services actually used.

We are continually examining our data processing needs to ensure that we are using ADP services in a cost-effective manner, while being responsive to the Congress. In October, for example, we sought the unique technical expertise of the Federal Computer Performance Evaluation and Simulation Center (FEDSIM). This organization was established under the Brooks Act of 1965 to help federal agencies reduce the cost of processing and using computer systems. We believe that, with their help, we can make more

effective use of competitive procurement procedures for our commercial sources of computer services. This in turn might help us gain more favorable prices not only for CBO but also for those other Congressional users of our computer sources. With the continuing increase in demand for budget and economic information, it is essential that we operate our systems efficiently so we can respond to the Congress' need for information while minimizing the cost.

Organization, Staff, and Facilities

CBO's authorized staff level has been 218 persons since fiscal year 1979. Although our statutory responsibilities have not changed during that period, demand for our reports and analyses has increased substantially. With hard work and careful management, however, I believe that we can still meet our commitments with 218 staff positions.

The basic organization of CBO has remained the same over the last year. Three changes have occurred in our executive staff. Robert D. Reischauer, formerly Assistant Director for Human Resources and Community Development (HRCD), is now the Deputy Director of CBO. David S. Mundel, who served as Mr. Reischauer's deputy, was promoted to Assistant Director of the HRCD Division. James M. Verdier has been named to serve as Assistant Director of the Tax Analysis Division. Mr. Verdier was formerly Deputy Director of that division.

Tab B shows the organization of CBO, and Tab F is a detailed breakdown of the allocation of positions.

We are pleased with the progress in the renovation of our facilities in the House Office Building Annex 2. In particular, the new cafeteria in the building is a most helpful and pleasant addition. We appreciate this Committee's support of these improvements.

Conclusion

CBO is currently providing the Congress with the services mandated by the Congressional Budget Act of 1974. We are preparing about 70 in-depth studies a year in key budgetary issues and are responding to more than 30 requests a year for testimony before Congressional committees. We will prepare about 1,000 bill cost estimates next year, as well as five-year projections reports, inflationary impact analyses, and economic forecasts. Our budget request for fiscal year 1981 provides for a continuation of these services.

Mr. Chairman, I would be pleased to respond to any questions you or Members of the Committee may have.

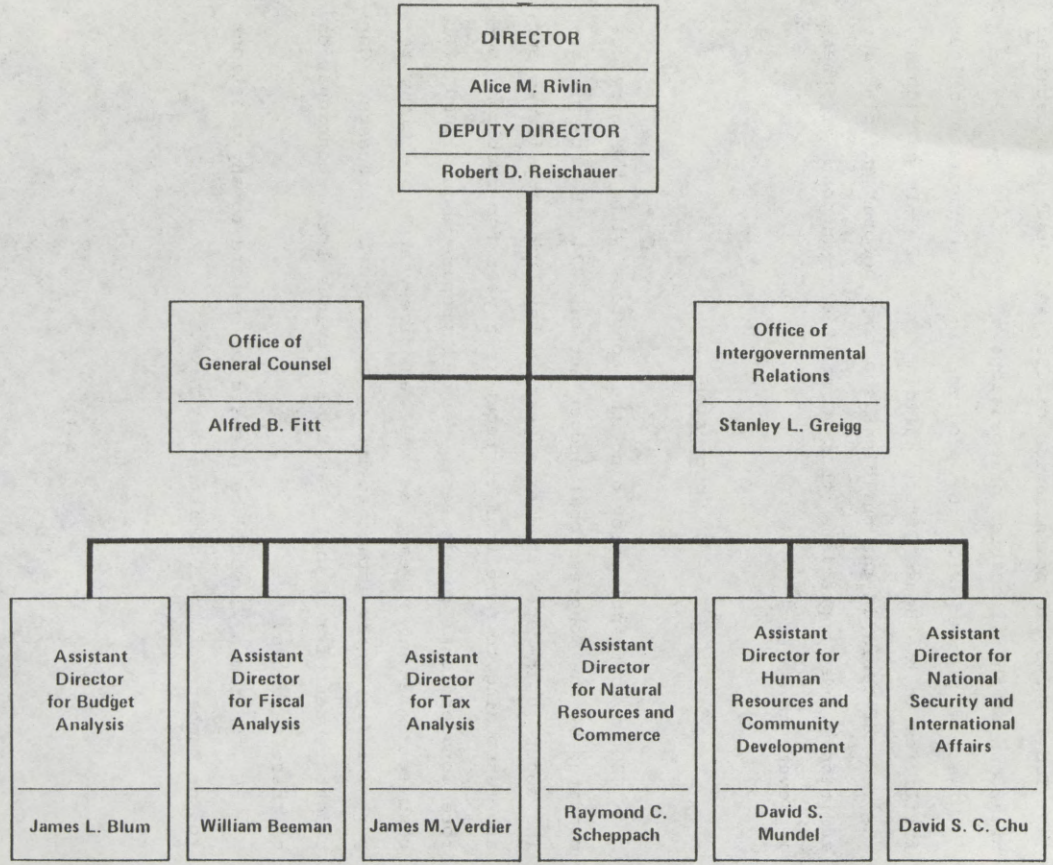
DIRECTOR
Alice M. Rivlin
DEPUTY DIRECTOR
Robert D. Reischauer
Office of General Counsel
Alfred B. Fitt
Office of Intergovernmental Relations
Stanley L. Greigg
Assistant Director for Budget Analysis
James L. Blum
Assistant Director for Fiscal Analysis
William Beeman
Assistant Director for Tax Analysis
James M. Verdier
Assistant Director for Natural Resources and Commerce
Raymond C. Scheppach
Assistant Director for Human Resources and Community Development
David S. Mundel
Assistant Director for National Security and International Affairs
David S. C. Chu

CONGRESSIONAL BUDGET OFFICE
FISCAL YEAR 1981 ESTIMATES
BY OBJECT CLASS AND DIVISION

(in thousands of dollars)

Object Class	Description	Office of Director	General Counsel	Budget Analysis	Fiscal Analysis	Tax Analysis	Natural Resources	Human Resources	National Security	Intergovernmental Relations	Central Support	Totals
11.1	Permanent positions	215	70	2,186	762	411	740	735	754	848		6,721
11.3	Positions other than permanent	6	-0-	1	2	-0-	1	3	3	-0-	139	155
	Total compensation	(221)	(70)	(2,187)	(764)	(411)	(741)	(738)	(757)	(848)	(139)	(6,876)
12.0	Personnel benefits	18	4	140	45	27	47	37	43	62		423
21.0	Travel	5	1	8	8	3	10	8	24	2		69
22.0	Transportation of things										1	1
23.0	Rent, communications, & utilities										544	544
24.0	Printing & materials										316	316
25.0	Other services	-0-	-0-	2,903	331	109	93	1,155	248	21	310	5,170
	ADP contracts	(-0-)	(-0-)	(2,018)	(327)	(80)	(55)	(56)	(108)	(10)	(40)	(2,694)
	Studies & surveys	(-0-)	(-0-)	(203)	(4)	(4)	(38)	(392)	(105)	(11)		(757)
	Misc. services										(153)	(153)
	Interagency agreements	(-0-)	(-0-)	(682)	(-0-)	(25)	(-0-)	(707)	(35)	(-0-)	(95)	(1,544)
	Training										(22)	(22)
26.0	Supplies & materials										95	95
31.0	Equipment										50	50
	Office machines										(18)	(18)
	Books										(32)	(32)
	Grand total	244	75	5,238	1,148	550	891	1,938	1,072	933	1,455	13,544

CONGRESSIONAL BUDGET OFFICE

OBJECT CLASS SUMMARY AND EXPLANATION

FISCAL YEAR 1981

11.1 PERMANENT POSITIONS ($6,721,000) - These funds will be used to fund the 218 full-time positions authorized for CBO. This is a $445,000 increase over the fiscal year 1980 estimate. No staff increase is requested.

11.3 POSITIONS OTHER THAN PERMANENT ($155,000) - These funds will be used to pay the salaries of the CBO Panel of Economic Advisers and other intermittent consultants, year-round interns, and summer interns. This is a $13,000 increase over the fiscal year 1980 estimate.

12.0 PERSONNEL BENEFITS ($423,000) - These funds will be used to cover CBO's share of the costs of employee health, life insurance, and retirement programs. This is a $28,000 increase over the fiscal year 1980 estimate.

21.0 TRAVEL ($69,000) - These funds will be used to cover the travel costs for full-time staff employees, for the CBO Panel of Economic Advisers, and other intermittent consultants. This is a $19,000 increase over the fiscal year 1980 estimate.

22.0 TRANSPORTATION OF THINGS ($1,000) - These funds will be used to cover the cost of transportation and delivery of office equipment and supplies. No increase is requested for fiscal year 1981.

23.2 RENT, COMMUNICATIONS, AND UTILITIES ($544,000) - These funds will cover the cost of rental of copying equipment, computer terminals, text-editing equipment, and the cost of telephone and mail services. This is a $41,000 increase over the fiscal year 1980 estimate.

24.0 PRINTING AND REPRODUCTION ($316,000) - These funds will cover the cost of GPO printing and graphic work for CBO reports, such as the Annual Report, budget issue papers, background papers, scorekeeping reports, and five-year projections. This is a $23,000 increase over the fiscal year 1980 estimate.

25.0 OTHER SERVICES ($5,170,000) - These funds will pay for commercial ADP timesharing services ($2,694,000), studies and surveys ($757,000), miscellaneous services ($153,000), interagency agreements ($1,544,000), and staff training ($22,000). Increases over fiscal year 1980 estimates are: commercial ADP timesharing services ($231,000) studies and surveys ($58,000), interagency agreements ($118,000), and training ($2,000), for a total increase of $420,000 over the fiscal year 1980 estimate.

26.0 SUPPLIES AND MATERIALS ($95,000) - Funds in this category will be used to pay the cost of general office supplies, copier supplies, computer terminal supplies, and professional periodicals and journals. An increase of $15,000 over the fiscal year 1980 estimate is requested for fiscal year 1981.

31.0 EQUIPMENT ($50,000) - Funds in this category will be used to pay the cost of office equipment ($18,000), and specialized reference books for the permanent collection of the CBO library ($32,000). A $9,000 increase over the fiscal year 1980 estimate is requested for fiscal year 1981.

CONGRESSIONAL BUDGET OFFICE

ESTIMATES FOR FISCAL YEARS 1980-1981 BY COST CENTER

SUMMARY

(in thousands of dollars)

OBJECT CLASS	DESCRIPTION	FY 80 ESTIMATE	FY 81 ESTIMATE	CHANGE + OR -
	GRAND TOTAL	12,531	13,544	+1,013
11.1	Permanent positions	6,276	6,721	+ 445
11.3	Positions other than permanent	142	155	+ 13
	Total personnel compensation	(6,418)	(6,876)	(+458)
12.0	Personnel benefits	395	423	+ 28
21.0	Travel	50	69	+ 19
22.0	Transportation of things	1	1	-0-
23.2	Rent, communications & utilities	503	544	+ 41
24.0	Printing & reproduction	293	316	+ 23

(CONTINUED)

SUMMARY

FY 80 - FY 81

(CONTINUED)

OBJECT CLASS	DESCRIPTION	FY 80 ESTIMATE	FY 81 ESTIMATE	CHANGE + OR -
25.0	Other services	4,750	5,170	+ 420
	o ADP contracts	(2,463)	(2,694)	(+231)
	o Studies & surveys	(699)	(757)	(+ 58)
	o Miscellaneous services	(142)	(153)	(+ 11)
	o Interagency agreements	(1,426)	(1,544)	(+118)
	o Training	(20)	(22)	(+ 2)
26.0	Supplies & materials	80	95	+ 15
31.0	Equipment	41	50	+ 9
	o Office equipment	(11)	(18)	(+ 7)
	o Books	(30)	(32)	(+ 2)

OFFICE OF THE DIRECTOR

FY 80 - FY 81

(in thousands of dollars)

OBJECT CLASS	DESCRIPTION	FY 80 ESTIMATE	FY 81 ESTIMATE	CHANGE + OR -
	TOTAL	238	244	+ 6
11.1	Permanent positions	210	215	+ 5
11.3	Positions other than permanent	6	6	-0-
	Total personnel compensation	(216)	(221)	(+ 5)
12.0	Personnel benefits	17	18	+ 1
21.0	Travel	5	5	-0-
25.0	Other services	-0-	-0-	-0-
	o ADP contracts	(-0-)	(-0-)	(-0-)
	o Studies & surveys	(-0-)	(-0-)	(-0-)
	o Interagency agreements	(-0-)	(-0-)	(-0-)

OFFICE OF THE GENERAL COUNSEL

FY 80 - FY 81

(in thousands of dollars)

OBJECT CLASS	DESCRIPTION	FY 80 ESTIMATE	FY 81 ESTIMATE	CHANGE + OR -
	TOTAL	74	75	+ 1
11.1	Permanent positions	69	70	+ 1
11.3	Positions other than permanent	-0-	-0-	-0-
	Total personnel compensation	(69)	(70)	(+ 1)
12.0	Personnel benefits	4	4	-0-
21.0	Travel	1	1	-0-
25.0	Other services	-0-	-0-	-0-
	o ADP contracts	(-0-)	(-0-)	(-0-)
	o Studies & surveys	(-0-)	(-0-)	(-0-)
	o Interagency agreements	(-0-)	(-0-)	(-0-)

BUDGET ANALYSIS DIVISION

FY 80 - FY 81

(in thousands of dollars)

OBJECT CLASS	DESCRIPTION	FY 80 ESTIMATE	FY 81 ESTIMATE	CHANGE + OR -
	TOTAL	4,922	5,238	+316
11.1	Permanent positions	2,112	2,186	+ 74
11.3	Positions other than permanent	1	1	-0-
	Total personnel compensation	(2,113)	(2,187)	(+ 74)
12.0	Personnel benefits	135	140	+ 5
21.0	Travel	4	8	+ 4
25.0	Other services	2,670	2,903	+233
	o ADP contracts	(1,853)	(2,018)	(+165)
	o Studies & surveys	(187)	(203)	(+ 16)
	o Interagency agreements	(630)	(682)	(+ 52)

FISCAL ANALYSIS DIVISION

FY 80 - FY 81

(in thousands of dollars)

OBJECT CLASS	DESCRIPTION	FY 80 ESTIMATE	FY 81 ESTIMATE	CHANGE + OR -
	TOTAL	1,024	1,148	+124
11.1	Permanent positions	673	762	+ 89
11.3	Positions other than permanent	1	2	+ 1
	Total personnel compensation	(674)	(764)	(+ 90)
12.0	Personnel benefits	41	45	+ 4
21.0	Travel	5	8	+ 3
25.0	Other services	304	331	+ 27
	o ADP contracts	(300)	(327)	(+ 27)
	o Studies & surveys	(4)	(4)	(-0-)
	o Interagency agreements	(-0-)	(-0-)	(-0-)

TAX ANALYSIS DIVISION

FY 80 - FY 81

(in thousands of dollars)

OBJECT CLASS	DESCRIPTION	FY 80 ESTIMATE	FY 81 ESTIMATE	CHANGE + OR -
	TOTAL	504	550	+46
11.1	Permanent positions	368	411	+43
11.3	Positions other than permanent	-0-	-0-	-0-
	Total personnel compensation	(368)	(411)	(+43)
12.0	Personnel benefits	24	27	+ 3
21.0	Travel	3	3	-0-
25.0	Other services	109	109	-0-
	o ADP contracts	(80)	(80)	(-0-)
	o Studies & surveys	(4)	(4)	(-0-)
	o Interagency agreements	(25)	(25)	(-0-)

NATURAL RESOURCES AND COMMERCE DIVISION

FY 80 - FY 81

(in thousands of dollars)

OBJECT CLASS	DESCRIPTION	FY 80 ESTIMATE	FY 81 ESTIMATE	CHANGE + OR -
	TOTAL	798	891	+93
11.1	Permanent positions	664	740	+76
11.3	Positions other than permanent	1	1	-0-
	Total personnel compensation	(665)	(741)	(+76)
12.0	Personnel benefits	41	47	+ 6
21.0	Travel	7	10	+ 3
25.0	Other services	85	93	+ 8
	o ADP contracts	(50)	(55)	(+ 5)
	o Studies & surveys	(35)	(38)	(+ 3)
	o Interagency agreements	(-0-)	(-0-)	(-0-)

HUMAN RESOURCES AND COMMUNITY DEVELOPMENT DIVISION

FY 80 - FY 81

(in thousands of dollars)

OBJECT CLASS	DESCRIPTION	FY 80 ESTIMATE	FY 81 ESTIMATE	CHANGE + OR -
	TOTAL	1,723	1,938	+215
11.1	Permanent positions	622	735	+113
11.3	Positions other than permanent	2	3	+ 1
	Total personnel compensation	(624)	(738)	(+114)
12.0	Personnel benefits	31	37	+ 6
21.0	Travel	6	8	+ 2
25.0	Other services	1,062	1,155	+ 93
	o ADP contracts	(50)	(56)	(+ 6)
	o Studies & surveys	(362)	(392)	(+ 30)
	o Interagency agreements	(650)	(707)	(+ 57)

NATIONAL SECURITY AND INTERNATIONAL AFFAIRS DIVISION

FY 80 - FY 81

(in thousands of dollars)

OBJECT CLASS	DESCRIPTION	FY 80 ESTIMATE	FY 81 ESTIMATE	CHANGE + OR -
	TOTAL	1,000	1,072	+72
11.1	Permanent positions	738	754	+16
11.3	Positions other than permanent	2	3	+ 1
	Total personnel compensation	(740)	(757)	(+17)
12.0	Personnel benefits	41	43	+ 2
21.0	Travel	17	24	+ 7
25.0	Other services	202	248	+46
	o ADP contracts	(80)	(108)	(+28)
	o Studies & surveys	(97)	(105)	(+ 8)
	o Interagency agreements	(25)	(35)	(+10)

OFFICE OF INTERGOVERNMENTAL RELATIONS

FY 80 - FY 81

(in thousands of dollars)

OBJECT CLASS	DESCRIPTION	FY 80 ESTIMATE	FY 81 ESTIMATE	CHANGE + OR -
	TOTAL	903	933	+30
11.1	Permanent positions	820	848	+28
11.3	Positions other than permanent	-0-	-0-	-0-
	Total personnel compensation	(820)	(848)	(+28)
12.0	Personnel benefits	61	62	+ 1
21.0	Travel	2	2	-0-
25.0	Other services	20	21	+ 1
	o ADP contracts	(10)	(10)	(-0-)
	o Studies & surveys	(10)	(11)	(+ 1)
	o Interagency agreements	(-0-)	(-0-)	(-0-)

CENTRAL SUPPORT

FY 80 - FY 81

(in thousands of dollars)

OBJECT CLASS	DESCRIPTION	FY 80 ESTIMATE	FY 81 ESTIMATE	CHANGE + OR -
	TOTAL	1,345	1,455	+110
11.3	Positions other than permanent	129	139	+ 10
	o Summer interns	(53)	(57)	(+ 4)
	o Year-round interns	(76)	(82)	(+ 6)
22.0	Transportation of things	1	1	-0-
23.2	Rent, communications & utilities	503	544	+ 41
24.0	Printing & reproduction	293	316	+ 23
25.0	Other services	298	310	+ 12
	o ADP contracts	(40)	(40)	(-0-)
	o Miscellaneous services	(142)	(153)	(+ 11)
	o Interagency agreements	(96)	(95)	(- 1)
	o Training	(20)	(22)	(+ 2)
26.0	Supplies & materials	80	95	+ 15
31.0	Equipment	41	50	+ 9
	o Office machines	(11)	(18)	(+ 7)
	o Books	(30)	(32)	(+ 2)

CONGRESSIONAL BUDGET OFFICE

COMPARISON OF FISCAL YEARS 1980 - 1981

POSITION ALLOCATION BY DIVISION

	(A) FY 1980 REQUEST	(B) FY 1980 ACTUAL	(C) CHANGE FY 1980 REQUEST VS. FY 1980 ACTUAL	(D) FY 1981 REQUEST
Office of the Director	5	5	0	5
General Counsel	2	2	0	2
Intergovernmental Relations	30	30	0	30
Budget Analysis	72	72	0	72
Fiscal Analysis	24	24	0	24
Tax Analysis	14	14	0	14
Natural Resources and Commerce	21	21	0	21
Human Resources and Community Development	27	27	0	27
National Security and International Affairs	23	23	0	23
TOTAL	218	218	0	218

CONGRESSIONAL BUDGET OFFICE

DETAILS ON BILL COST ESTIMATES

TABLE 1. SECTION 403 COST ESTIMATES AND REPORTED BILLS
AS OF NOVEMBER 20, 1979
FIRST SESSION, 96TH CONGRESS

ALL RELEVANT BILLS	HOUSE	SENATE	TOTAL
Number of bills reported from beginning of session	306	208	514
CBO cost estimates	264	179	443
CBO batting average (%)	86%	86%	86%
BILLS WHICH HAVE A COST IMPACT			
Number of bills reported	210	133	343
CBO cost estimates	205	132	337
CBO batting average (%)	98%	99%	98%
BILLS WHICH DO NOT HAVE A COST IMPACT			
Number of bills reported	96	75	171
CBO cost estimates	59	47	106
CBO batting average (%)	61%	63%	62%

TABLE 2. SECTION 403 BILL COST ESTIMATES BY MONTH, BILLS THIS SESSION OF CONGRESS REPORTED
AS OF NOVEMBER 20, 1979
FIRST SESSION, 96TH CONGRESS

	HOUSE OF REPRESENTATIVES			SENATE			TOTAL		
MONTH	BILLS REPORTED	CBO ESTIMATES	%	BILLS REPORTED	CBO ESTIMATES	%	BILLS REPORTED	CBO ESTIMATE	%
JANUARY	0	0	-	0	0	-	0	0	-
FEBRUARY	2	0	0	1	0	0	3	0	0
MARCH	20	17	85	9	9	100	29	26	89
APRIL	14	13	92	22	18	81	36	31	86
MAY	98	93	95	75	66	88	173	159	91
JUNE	28	25	89	11	9	82	39	34	87
JULY	24	16	67	24	22	92	48	38	79
AUGUST	8	7	87	11	9	82	21	16	76
SEPTEMBER	36	32	88	13	9	69	47	41	87
OCTOBER	46	35	76	23	22	96	69	57	82
NOVEMBER	30	26	87	19	15	79	49	41	84
DECEMBER	0	0	-	0	0	-	0	0	-
TOTAL TO DATE	306	264	86	208	179	86	514	443	86

TABLE 3. SECTION 403 BILL COST ESTIMATES BY COMMITTEE
AS OF NOVEMBER 20, 1979
FIRST SESSION, 96TH CONGRESS

HOUSE OF REPRESENTATIVES

COMMITTEE	BILLS REPORTED	ESTIMATES	%
Agriculture Committee	16	16	100
Armed Services Committee	18	18	100
Banking, Finance and Urban Affairs Committee	9	9	100
District of Columbia Committee	12	10	83
Education and Labor Committee	13	11	84
Foreign Affairs Committee	9	8	88
Government Operations Committee	8	6	75
Administration Committee	3	3	100
Interstate and Foreign Commerce Committee	35	34	97
Interior and Insular Affairs Committee	37	36	97
Judiciary Committee	17	16	94
Merchant Marine and Fisheries Committee	28	27	96
Post Office and Civil Service Committee	14	13	92
Public Works and Transportation Committee	23	23	100
Small Business Committee	2	2	100
Science and Technology Committee	10	10	100
Veterans' Affairs Committee	7	7	100
Ways and Means Committee	45	15	33
TOTAL TO DATE	306	264	86

TABLE 3. SECTION 403 BILL COST ESTIMATES BY COMMITTEE
AS OF NOVEMBER 20, 1979
FIRST SESSION, 96TH CONGRESS

SENATE

COMMITTEE	BILLS REPORTED	ESTIMATES	%
Agriculture, Nutrition and Forestry Committee	13	13	100
Armed Services Committee	14	11	78
Banking, Housing and Urban Affairs Committee	19	14	73
Select Committee on Indian Affairs	5	5	100
Commerce, Science and Transportation Committee	28	25	89
Energy and Natural Resources Committee	23	20	87
Environment and Public Works Committee	20	17	85
Finance Committee	10	8	80
Foreign Relations Committee	12	12	100
Governmental Affairs Committee	20	17	85
Select Committee on Intelligence	1	0	0
Judiciary Committee	21	17	80
Labor and Human Resources Committee	10	9	90
Rules and Administration Committee	5	4	80
Small Business Committee	2	2	100
Veterans' Affairs Committee	5	5	100
TOTAL TO DATE	208	179	86

TABLE 4. SECTION 403 BILL COST ESTIMATE BY FUNCTION
AS OF NOVEMBER 20, 1979

FUNCTION	HOUSE REPORTED	HOUSE ESTIMATE	HOUSE %	SENATE REPORTED	SENATE ESTIMATE	SENATE %	TOTAL REPORTED	TOTAL ESTIMATE	TOTAL %
000 Tax Revenue	25	1	4	3	1	33	28	2	7
050 National Defense	20	19	95	12	8	66	32	27	84
150 International Affairs	10	9	90	14	13	93	24	22	92
250 General Science, Space and Technology	3	3	100	2	2	100	5	5	100
270 Energy	18	18	100	18	15	83	36	33	92
300 Natural Resources and Environment	58	57	98	31	26	84	89	83	93
350 Agriculture	9	9	100	6	6	100	15	15	100
370 Commerce and Housing Credit	12	11	91	16	12	75	28	23	82
400 Transportation	30	30	100	17	17	100	47	47	100
450 Community and Regional Development	7	6	85	13	13	100	20	19	95
500 Education, Training, Employment, and Social Services	11	9	81	4	4	100	15	13	87
550 Health	14	13	93	9	8	88	23	21	91
600 Income Security	13	13	100	7	6	85	20	19	95
700 Veterans Benefits and Services	7	7	100	5	5	100	12	12	100
750 Administration of Justice	17	15	88	21	17	81	38	32	84
800 General Government	24	22	92	15	12	80	39	34	87
850 General Purpose Fiscal Assistance	3	3	100	2	2	100	5	5	100
900 Interest	5	1	20	0	0	–	5	1	20
950 Undistributed Offsetting Receipts	1	1	100	1	1	100	2	2	100
999 Multifunction	19	17	89	12	11	91	31	28	90
TOTAL TO DATE	306	264	86	208	179	86	514	443	86

TABLE 5. SECTION 403 BILL COST ESTIMATES PREPARED BY CBO UNITS BY COMMITTEE
AS OF NOVEMBER 20, 1979 1/
FIRST SESSION, 96TH CONGRESS

HOUSE OF REPRESENTATIVES

COMMITTEE	FORMAL ESTIMATES	INFORMAL ESTIMATES	TOTAL
Select Committee on Aging	1	0	1
Agriculture Committee	32	2	34
Armed Services Committee	25	1	26
Banking, Finance and Urban Affairs Committee	12	0	12
Budget Committee	7	3	10
District of Columbia Committee	12	0	12
Education and Labor Committee	14	1	15
Foreign Affairs Committee	10	0	10
Government Operations Committee	8	0	8
Administration Committee	5	0	5
Interstate and Foreign Commerce Committee	37	0	37
Interior and Insular Affairs Committee	46	1	47
Judiciary Committee	23	0	23
Merchant Marine and Fisheries Committee	35	0	35
Post Office and Civil Service Committee	17	0	17
Public Works and Transportation Committee	26	0	26
Select Committee on Committees	1	0	1
Small Business Committee	3	0	3
Science and Technology Committee	11	1	12
Veterans' Affairs Committee	13	37	50
Ways and Means Committee	22	12	34
TOTAL:	360	58	418

1/ Includes estimates prepared under Section 202

TABLE 5. SECTION 403 BILL COST ESTIMATES PREPARED BY CBO UNITS BY COMMITTEE
AS OF NOVEMBER 20, 1979 1/
FIRST SESSION, 96TH CONGRESS

SENATE

COMMITTEE	FORMAL ESTIMATES	INFORMAL ESTIMATES	TOTAL
Committee on Aging (Special)	6	0	6
Agriculture, Nutrition and Forestry Committee	22	1	23
Appropriations Committee	1	1	2
Armed Services Committee	15	1	16
Banking, Housing and Urban Affairs Committee	24	0	24
Budget Committee	4	3	7
Select Committee on Indian Affairs	11	0	11
Commerce, Science and Transportation Committee	36	1	37
Energy and Natural Resources Committee	28	0	28
Environment and Public Works Committee	23	0	23
Finance Committee	12	1	13
Foreign Relations Committee	19	0	19
Governmental Affairs Committee	32	0	32
Judiciary Committee	31	0	31
Labor and Human Resources Committee	13	0	13
Rules and Administration Committee	9	0	9
Small Business Committee	4	0	4
Veterans' Affairs Committee	8	9	17
TOTAL:	298	17	315
GRAND TOTAL:	658	75	733

1/ Includes estimates prepared under Section 202

TABLE 6. SECTION 403 BILL COST ESTIMATES PREPARED BY CBO UNITS BY MONTH
FIRST SESSION, 96TH CONGRESS

MONTH	NATURAL RESOURCES	HUMAN RESOURCES	DEFENSE	5-YEAR	OTHER	TOTAL
FORMAL ESTIMATES						
January	1	2	0	0	1	4
February	2	1	1	0	0	4
March	35	9	6	0	0	50
April	35	16	8	1	6	66
May	143	29	18	1	13	204
June	44	4	7	1	3	59
July	47	4	4	2	4	61
August	21	2	0	0	2	25
September	46	8	10	0	5	69
October	40	12	6	1	3	62
November	38	7	9	0	0	54
December	0	0	0	0	0	0
TOTAL TO DATE	452	94	69	6	37	658
INFORMAL ESTIMATES						
January	0	0	0	0	0	0
February	2	10	0	0	0	12
March	2	32	1	0	0	35
April	0	2	0	0	0	2
May	0	4	2	0	1	7
June	0	7	2	0	0	9
July	0	5	1	0	0	6
August	0	0	0	0	0	0
September	0	1	0	0	0	1
October	0	1	0	0	1	2
November	0	0	0	0	1	1
December	0	0	0	0	0	0
TOTAL TO DATE	4	62	6	0	3	75
TOTAL ESTIMATES						
January	1	2	0	0	1	4
February	4	11	1	0	0	16
March	37	41	7	0	0	85
April	35	18	8	1	6	68
May	143	33	20	1	14	211
June	44	11	9	1	3	68
July	47	9	5	2	4	67
August	21	2	0	0	2	25
September	46	9	10	0	5	70
October	40	13	6	1	4	64
November	38	7	9	0	1	55
December	0	0	0	0	0	0
TOTAL TO DATE	456	156	75	6	40	733

TABLE 7. SECTION 403 BILL COST ESTIMATES PREPARED BY CBO UNITS
EFFORT REQUIRED AND COST ESTIMATES
AS OF NOVEMBER 20, 1979

UNIT	EFFORT REQUIRED			COST LEVEL			
FORMAL ESTIMATES	LESS 1 DAY	1-5 DAYS	MORE THAN 5 DAYS	NO $	LESS $50M	$50 TO $500M	EXCEEDS $500M
NATURAL RESOURCE	1	424	27	101	195	105	51
HUMAN RESOURCE	20	58	16	16	31	34	13
DEFENSE	32	34	3	18	18	12	21
5-YEAR PROJECTION	2	4	0	0	1	3	2
OTHER	3	24	10	4	12	9	12
TOTAL	58	545	56	139	258	163	99
INFORMAL ESTIMATES							
NATURAL RESOURCE	0	2	2	0	1	1	2
HUMAN RESOURCE	22	24	16	11	26	19	6
DEFENSE	4	2	0	2	1	1	2
5-YEAR PROJECTION	0	0	0	0	0	0	0
OTHER	2	1	0	0	1	2	0
TOTAL	28	29	18	13	29	23	10
TOTAL ESTIMATES							
NATURAL RESOURCE	1	426	29	101	196	106	53
HUMAN RESOURCE	42	82	32	27	57	53	19
DEFENSE	36	36	3	20	19	13	23
5-YEAR PROJECTION	2	4	0	0	1	3	2
OTHER	5	25	10	4	13	11	12
TOTAL	86	573	74	152	286	186	109

PROCEDURAL GUIDELINES FOR THE PREPARATION AND DISTRIBUTION OF BILL COST ESTIMATES BY THE CONGRESSIONAL BUDGET OFFICE

1. PURPOSE

These guidelines cover the preparation and distribution of cost estimates for bills authorizing or providing budget authority (other than appropriation bills) as required by sections 202 and 403 of the Congressional Budget Act of 1974.

2. BACKGROUND

Section 403 of the Budget Act requires the Congressional Budget Office (CBO), to the extent practicable, to prepare estimates of the five-year costs of bills or resolutions of a public character reported by any committee of the House of Representatives or the Senate (except the Committees on Appropriations of each House). The CBO cost estimates are to be included in the report accompanying such bills or resolutions if timely submitted to the committees before the reports are filed. This requirement is in addition to the requirement in section 252 of the Legislative Reorganization Act of 1970 mandating cost analyses by all committees (other than Appropriations) in their reports on legislation. Section 403 of the Budget Act also requires CBO to compare its cost estimates for bills or resolutions with any available estimates of costs made by the committees or by any federal agency and to include these comparisons in its reports.

Section 202 of the Budget Act provides that it shall be the duty and function of CBO to provide the Committees on the Budget of both Houses with information with respect to, among other things, bills authorizing or providing budget authority, and such related information as the Committees may request. Section 202 also provides that other committees of both Houses may request similar information.

Section 403 of the Budget Act requires cost estimates to be prepared only for bills reported by committees. Under section 202 of the Budget Act, CBO may prepare cost estimates for bills or amendments at other stages of the legislative process in response to a request from the Budget Committees or other committees.

3. DEFINITIONS

For purposes of these guidelines, a committee request consists of a written or oral request by a committee or subcommittee chairman, the ranking minority member of the full committee, or committee staff on behalf of a committee or subcommittee. A formal bill cost estimate means a cost estimate transmitted to committees by the Director of the Congressional Budget Office. An information or preliminary cost estimate may be prepared in response to a committee staff request and transmitted to the committee staff directly by CBO staff. Informal requests are not subject to the same internal review procedures required for formal estimates and, therefore, do not represent official CBO estimates.

4. WHEN ESTIMATES ARE PREPARED

Formal cost estimates are to be prepared, to the extent practicable, for all bills authorizing or providing budget authority (other than appropriation bills) when they are ordered reported by a full committee of either House. These estimates are to be submitted to the reporting committee in a timely manner so that they can be included in the committee's report.

Formal or informal cost estimates may also be prepared, to the extent practicable (as CBO resources permit) and at the request of a committee with jurisdiction or a Budget Committee, at other stages of the legislative process. For example, cost estimates may be prepared for a series of bills to be considered by a subcommittee, including draft bills not yet introduced, or amendments to bills to be proposed by committee members. Similarly, cost estimates may be prepared, to the extent practicable and at the request of a committee, for Floor amendments or for bills as they pass each House and for conference agreements.

5. MEMBER REQUESTS

Section 202 of the Congressional Budget Act places limits on the kinds of services CBO may render to individual Members. All Members are entitled, on request, to copies of CBO cost estimates prepared for committees, subject to the right of committees to determine the release date of estimates prepared at their specific request. If a Member requests cost information not already prepared or available, it should be explained to the Member that the Budget Act authorizes CBO to honor such requests only if made by and on behalf of a committee.

6. DISTRIBUTION OF COST ESTIMATES

Formal cost estimates are addressed to the Chairman of the reporting or requesting committee. A courtesy copy of a formal cost estimate submitted to a full committee for inclusion in the committee's report on a reported bill will be transmitted simultaneously to the Ranking Minority Member. When the requesting committee is a Budget Committee, a copy of the formal cost estimate shall also be transmitted simultaneously to the Chairman and Ranking Minority Member of the reporting committee. If there is more than one authorized requestor for the same information, all will receive it. Copies of formal bill cost estimates are shared routinely with the staffs of the Appropriations and Budget Committees, the counterpart authorizing committee in the other House, and the Office of Management and Budget after the reporting committee has filed its report on the legislation or when released by the reporting or requesting committee staff.

Unless otherwise directed, informal cost estimates are transmitted to the requesting committee staff directly by the CBO staff who prepared the estimate. Copies of informal cost estimates are not routinely shared with other committees, but if another committee provides identical legislative assumptions and requests the same costing information, the request will be honored. Member requests for copies of informal costing information prepared for a committee will also be honored unless the requesting committee has instructed otherwise.

7. PUBLIC ACCESS

Section 203 of the Congressional Budget Act provides in general that CBO work products must be made available for public copying unless the requestor has specifically directed otherwise. When there is more than one requestor, the resulting work product can be kept confidential only if all requestors so direct.

CONGRESSIONAL BUDGET OFFICE REPORTS

PREPARED FOR:
CONGRESSIONAL BUDGET OFFICE
BY
COMMITTEE ON HOUSE ADMINISTRATION
HOUSE INFORMATION SYSTEMS
NOV 29, 1979

CONGRESSIONAL BUDGET OFFICE REPORTS

PART I

PROJECTS WHICH ARE UNDERWAY

TOPIC: AGRICULTURE	REQUESTOR(S)	PROJECTED COMPLETION DATE
NATURAL RESOURCES AND COMMERCE DIVISION (840018)		
AGRICULTURAL PRICE SUPPORT PROGRAMS:A LAYMANS GUIDE: EXPLANATION OF THE OPERATION OF PRICE SUPPORT PROGRAMS	HOUSE AGRICULTURE COMMITTEE	DEC 1979
NATURAL RESOURCES AND COMMERCE DIVISION (940030)		
CORPORATIONS IN FARMING: IDENTIFIES(1)DIFFERENT CORPORATION IN FARMING(2)THE AMOUNT OF FARM LAND CONTROLLED(3)THE SHARE OF SALES AND FARM PROGRAM PAYMENTS AND THEIR NON-FARM BUSINESS ACTIVITIES	SENATE JUDICIARY COMMITTEE	DEC 1979

TOPIC: BUDGET PROCEDURES	REQUESTOR(S)	PROJECTED COMPLETION DATE
BUDGET ANALYSIS DIVISION (930132)		
AUTHORIZATIONS-APPROPRIATIONS PROCESS STUDY: STUDY WILL REVIEW THE IMPACT OF VARIOUS TYPES OF AUTHORIZATIONS AND APPROPRIATIONS LEGISLATION ON THE BUDGET PROCESS.INTERACTION OF VARIOUS TYPES OF LEGISLATION ON EACHOTHER AND THE BUDGET PROCESS SCHEDULING AND CONSTRAINTS WILL BE DOCUMENTED	HOUSE BUDGET COMMITTEE : HOUSE RULES COMMITTEE	UNDERWAY: FINAL DATE NOT SET
BUDGET ANALYSIS DIVISION (930001)		
BACKGROUND STUDIES ON REQUIREMENTS FOR A BALANCE FEDERAL BUDGET: COMPARISON OF FOUR STATE BUDGETS COMPUTED ON THE UNIFIED FEDERAL BASIS AND THE FEDERAL BUDGET COMPUTED ON THE SAME BASIS AS THE STATES	HBC TASK FORCE ON REGULATIONS AND SPENDING LIMITATIO : SENATE BUDGET COMMITTEE	UNDERWAY: FINAL DATE NOT SET
BUDGET ANALYSIS DIVISION (830134)		
STUDY OF SUPPLEMENTAL APPROPRIATIONS FROM 1965 TO 1979: A STUDY OF THE IMPACT THE CONGRESSIONAL BUDGET ACT MAY HAVE HAD ON THE SCOPE AND MAGNITUDE OF SUPPLEMENTAL APPROPRIATION BILLS.	HOUSE APPROPRIATIONS COMMITTEE	DEC 1979
BUDGET ANALYSIS DIVISION (930006)		
LEGISLATIVE HISTORY OF THE CONGRESSIONAL BUDGET ACT: COMPILATION OF ALL AVAILABLE DOCUMENTATION OF THE LEGISLATIVE HISTORY, SECTION BY SECTION FOR PL93-344	HOUSE BUDGET COMMITTEE	JAN 1980

TOPIC: BUDGET AND BUDGET PROJECTIONS	REQUESTOR(S)	PROJECTED COMPLETION DATE
TAX ANALYSIS DIVISION (910001)		
A REVIEW OF THE ACCURACY OF TREASURY REVENUE FORECASTS,1963-1978: EXAMINES TREASURY'S REVENUE ESTIMATING METHODOLOGY AS IT APPLIES TO ANNUAL FORECASTS OF AGGREGATE TAX RECEIPTS AND TO SPECIFIC CHANGES IN TAX LAWS	JOINT ECONOMIC COMMITTEE	DEC 1979
BUDGET ANALYSIS DIVISION (930005)		
INFLATION AND INDEXED FEDERAL PROGRAMS: A STUDY OF INDEXED FEDERAL BENEFIT PROGRAM.SHOWS THE RECORD OF GROWTH IN SUCH PROGRAMS,THE ANNUAL COST TO THE BUDGET AND THEIR ROLE IN SUSTAINING AND INCREASING INFLATION	HOUSE APPROPRIATIONS COMMITTEE	MAR 1980
BUDGET ANALYSIS DIVISION (930008)		
FIVE-YEAR BUDGET PROJECTIONS:FISCAL YEARS 1981-19895: PROJECTS TOTAL NEW BUDGET AUTHORITY,OUTLAYS AND RECEIPTS FOR FISCAL YEARS 1981-1985:INCLUDES ESTIMATES OF FISCAL POLICY ADJUSTMENTS THAT MAY BE NEEDED TO SUSTAIN ECONOMIC EXPANSION IN 1982-1985	MANDATED BY CONGRESSIONAL BUDGET ACT OF 1974	JAN 28, 1980

TOPIC: DEFENSE	REQUESTOR(S)	PROJECTED COMPLETION DATE
BUDGET ANALYSIS DIVISION (730110)		
THE FOREIGN MILITARY SALES TRUST FUND: A STUDY OF THE OPERATION OF THE FOREIGN MILITARY SALES TRUST FUND TO IDENTIFY REASONS FOR THE VOLATILITY OF THE BUDGET ESTIMATES ASSOCIATED WITH THE TRUST FUND AND DISCUSS MEANS OF MINIMIZING OR OTHERWISE DEALING WITH SUCH VOLATILITY.	HOUSE BUDGET COMMITTEE : SENATE BUDGET COMMITTEE	DEC 1979
NATIONAL SECURITY AND INTERNATIONAL AFFAIRS DIVISION (870009)		
THE MILITARY ACTIVE-DUTY COMPENSATION SYSTEM: ANALYSIS OF THE COSTS AND EFFECTS OF ALTERNATIVES TO THE MILITARY COMPENSATION SYSTEM	HOUSE ARMED SERVICES COMMITTEE : SENATE BUDGET COMMITTEE	FEB 1980
NATIONAL SECURITY AND INTERNATIONAL AFFAIRS DIVISION (870011)		
ANALYSIS OF ALTERNATIVE DEFENSE OFFICER MANAGEMENT SYSTEMS: ESTIMATES COSTS AND OTHER EFFECTS OF ALTERNATIVE DEFENSE OFFICER MANAGEMENT SYSTEMS	SENATE ARMED SERVICES COMMITTEE	UNDERWAY: FINAL DATE NOT SET
NATIONAL SECURITY AND INTERNATIONAL AFFAIRS DIVISION (870016)		
SEA BASED DETERRENT SYSTEMS:FORCE MIXTURES FOR THE FUTURE: PROVIDES AN ASSESSMENT OF VARIOUS MIXES OF SUBMARINE AND MISSILE TYPES AND EVALUATES THE COSTS AND BUDGETARY IMPLICATIONS OF ALTERNATIVE FORCE MIXES	SENATE ARMED SERVICES COMMITTEE	DEC 1979
NATIONAL SECURITY AND INTERNATIONAL AFFAIRS DIVISION (870018)		
GROUND FORCES:REQUIREMENTS,CAPABILITIES AND OPTIONS: REVIEWS THE REQUIREMENTS FOR GROUND FORCES:ANALYZES THE CAPABILITY OF THE EXISTING FORCE TO MEET THE REQUIREMENTS:AND IDENTIFIES OPTIONS FOR ACHIEVING A BETTER MATCH BETWEEN CAPABILITIES AND THOSE REQUIREMENTS	SENATE BUDGET COMMITTEE	FEB 1980

TOPIC: DEFENSE (CONTINUED)	REQUESTOR	PROJECTED COMPLETION DATE
NATIONAL SECURITY AND INTERNATIONAL AFFAIRS DIVISION (070002)		
RETENTION AND COST MODELS USED IN ANALYSIS OF ALTERNATIVE MILITARY COMPENSATION SYSTEMS: DESCRIBES MODELS USED TO DERIVE RESULTS FOR FORTHECOMING BACKGROUND PAPER ON MILITARY ACTIVE-DUTY COMPENSATION SYSTEMS.	HOUSE ARMED SERVICES COMMITTEE : SENATE BUDGET COMMITTEE	DEC 1979
NATIONAL SECURITY AND INTERNATIONAL AFFAIRS DIVISION (070003)		
U.S. DEFENSE BUDGETS FOR THE 1980'S: REVIEWS RECENT TRANDS IN THE DEFENSE BUDGET,PROJECTS THE COSTS OF PROGRAMS APPROVED BY THE CONGRESS AND ANALYZES OTPIONS BEING DEBATED THAT WOULD EFFECT FUTURE DEFENSE CAPABILITIES	HBC TASK FORCE ON DEFENSE AND INTERNATIONAL AFFAIRS	JAN 1980

TOPIC: ECONOMY AND FISCAL POLICY	REQUESTOR(S)	PROJECTED COMPLETION DATE
FISCAL ANALYSIS DIVISION (920005)		
DISCUSSION OF ISSUES RAISED BY BALANCING THE BUDGET AND EXPENDITURE LIMITATION AMENDMENTS: ASSESSES THE ECONOMIC AND BUDGET PROCESS IMPLICATIONS OF PROPOSALS TO ANNUALLY BALANCE THE FEDERAL BUDGET AND TO LIMIT THE GROWTH OF FEDERAL EXPENDITURES. WEND	SENATE BUDGET COMMITTEE	DEC 1979
BUDGET ANALYSIS DIVISION (930007)		
CONFERENCE ON THE ECONOMICS OF FEDERAL CREDIT ACTIVITY: A SERIES OF PAPERS FOCUSING ON VARIOUS QUESTIONS OF THE ECONOMIC EFFECTS OF CREDIT PROGRAMS WILL BE COMMISSIONED AND PRESENTED AT A CONFERENCE IN THE SPRING OF 1980	HOUSE BUDGET COMMITTEE TASK FORCE ON BUDGET PROCESS : HOUSE BANKING,FINANCE AND	JUN 1980
NATIONAL SECURITY AND INTERNATIONAL AFFAIRS DIVISION (070001)		
WHAT SHOULD BE THE GOVERNMENT'S ROLE IN ECONOMIC CONVERSION: PROVIDES A SYNOPSIS OF PROCEEDINGS OF A CONFERENCE ON ECONOMIC CONVERSION ORGANIZED BY CBO IN JULY 1978.	SENATE BUDGET COMMITTEE	DEC 1979
FISCAL ANALYSIS DIVISION (920008)		
JANUARY 1980 ECONOMIC REPORT: NA	ANNUAL REPORT: MANDATED BY CONGRESSIONAL BUDGET ACT	JAN 28, 1980

TOPIC: EDUCATION	REQUESTOR(S)	PROJECTED COMPLETION DATE
HUMAN RESOURCES AND COMMUNITY DEVELOPMENT DIVISION (950012)		
FEDERAL YOUTH POLICY: CROSS CUTTING ANALYSIS OF FEDERAL SECONDARY EDUCATION, POST-SECONDARY EDUCATION AND YOUTH EMPLOYMENT POLICY	SENATE LABOR AND HUMAN RESOURCES COMMITTEE	MAR 1980

TOPIC: EMPLOYMENT AND TRAINING	REQUESTOR(S)	PROJECTED COMPLETION DATE
BUDGET ANALYSIS DIVISION (830125)		
DETERMINANTS OF THE NUMBER OF VETERANS TRAINING UNDER THE GI BILL: EXPLANATION OF THE MODEL CURRENTLY USED BY CBO TO PREDICT THE NUMBER OF VETERANS TRAINING UNDER THE GI BILL ON A FISCAL YEAR BASIS	SENATE BUDGET COMMITTEE : SENATE VETERANS AFFAIRS COMMITTEE	DEC 1979
HUMAN RESOURCES AND COMMUNITY DEVELOPMENT DIVISION (950010)		
SECONDARY SCHOOL EDUCATION PROGRAM OPTIONS: ANALYSIS OF FEDERAL SECONDARY EDUCATION PROGRAMS AND HOW THEY RELATE TO YOUTH EDUCATION AND EMPLOYMENT PROBLEMS	SENATE LABOR AND HUMAN RESOURCES COMMITTEE	FEB 1980
HUMAN RESOURCES AND COMMUNITY DEVELOPMENT DIVISION (950013)		
YOUTH EMPLOYMENT ISSUES: ANALYSIS OF TRENDS, CAUSES AND OPTIONS FOR REMEDYING JOBLESSNESS AMONG YOUTH AGED 16-24	SENATE LABOR AND HUMAN RESOURCES COMMITTEE	JAN 1980
HUMAN RESOURCES AND COMMUNITY DEVELOPMENT DIVISION (950016)		
WELFARE REFORM JOBS BILLS:HR 4425 AND HR 4426: COST ESTIMATE AND ANALYSIS OF DISTRIBUTIONAL IMPACT OF HR4425 AND 4426 USING WELFARE ELIGIBILITY UNDER HR 4321	HOUSE EDUCATION AND LABOR COMMITTEE	DEC 1979

TOPIC: ENERGY	REQUESTOR(S)	PROJECTED COMPLETION DATE
NATURAL RESOURCES AND COMMERCE DIVISION (840004)		
THE ENERGY RESEARCH AND DEVELOPMENT BUDGET:AN OVERVIEW: FOR EACH MAJOR ENERGY SOURCE THIS PAPER:(1)IDENTIFIES ALTERNATIVE FEDERAL ENERGY R&D STRATEGIES,INCLUDING THE DOE FY 1979 STRATEGY AND (2) ASSESSES THE BUDGET IMPLICATIONS AND TECHNICAL PROSPECTS OF EACH STRATEGY	SENATE BUDGET COMMITTEE	UNDERWAY: FINAL DATE NOT SET
NATURAL RESOURCES AND COMMERCE DIVISION (840015)		
PROSPECTS FOR SYNTHETIC FUELS: OVERVIEW OF THE TECHNOLOGICAL MATURITY,COST ENVIRONMENTAL EFFECTS OF AND POLICY ISSUES FOR SYNTHETIC FUELS.	HOUSE AD HOC ENERGY COMMITTEE	JAN 1980
NATURAL RESOURCES AND COMMERCE DIVISION (940022)		
SOLAR/RENEWABLE ENERGY INCENTIVES: ESTIMATES OF THE IMPACT OF STATE AND FEDERAL SOLAR/RENEWABLE ENERGY INCENTIVES	HOUSE INTERSTATE AND FOREIGN COMMERCE COMMITTEE	UNDERWAY: FINAL DATE NOT SET

54-689 - 80 - 12

TOPIC: ENVIRONMENT AND NATURAL RESOURCES	REQUESTOR(S)	PROJECTED COMPLETION DATE
NATURAL RESOURCES AND COMMERCE DIVISION (840012)		
LUMBER PRICES AND POLICY ALTERNATIVES FOR THE NATIONAL FOREST SYSTEM: ADDRESSES THE IMPACT OF LUMBER AND PLYWOOD PRICES ON THE OVERALL CONSUMER PRICE INDEX AND HOUSING COSTS,THE PROPER ROLE OF THE FOREST SERVICE IN SUPPLYING THE NATION'S TIMBER AND THE REGIONAL IMPACT OF ACCELERATED TIMBER HARVESTS	HOUSE AGRICULTURE COMMITTEE	UNDERWAY: FINAL DATE NOT SET

TOPIC: FEDERAL WORK FORCE AND GOVERNMENT ADMINISTRATION	REQUESTOR(S)	PROJECTED COMPLETION DATE
NATIONAL SECURITY AND INTERNATIONAL AFFAIRS DIVISION (970024)		
THE FEDERAL WAGE SYSTEM:OPTIONS FOR REFORM: STUDY ADDRESSES THE BUDGETARY EFFECTS OF THE CURRENT PAY SYSTEM AND A RANGE OF ALTERNATIVES TO IT AND ANLYZES HOW THE SYSTEM AND ALTERNATIVES TO IT MEASURE UP TO THE PRINCIPLES OF COMPARABILITY AND COMPETITIVENESS	SENATE GOVERNMENT OPERATIONS COMMITTEE	JAN 1980
OFFICE OF INTERGOVERNMENTAL RELATIONS--GENERAL GOVERNMENT MANAGEMENT (960010)		
ENERGY IMPLICATIONS OF A FOUR DAY WORK WEEK FOR FEDERAL CIVILIAN EMPLOYEES: ASSESSES THE POTENTIAL FUEL SAVINGS THAT COULD BE REALIZED IF A FOUR DAY WORK WEEK WERE ADOPTED FOR ALL FEDERAL CIVILIAN EMPLOYEES	HOUSE GOVERNMENT OPERATIONS COMMITTEE	DEC 1979
OFFICE OF INTERGOVERNMENTAL RELATIONS--GENERAL GOVERNMENT MANAGEMENT (960011)		
COMPARABILITY STUDY FOF FEDERAL PAY AND BENEFITS: ANALYZES THE BUDGET AND COMPENSATION IMPACT OF THE ADMINISTRATION'S PROPOSED PAY REFORM LEGISLATION	SENATE GOVERNMENTAL AFFAIRS COMMITTEE	JAN 1980
OFFICE OF INTERGOVERNMENTAL RELATIONS--GENERAL GOVERNMENT MANAGEMENT (960012)		
STUDY ON COSTS AND BENEFITS OF POSTAL SUBSIDIES: ANALYSIS OF CURRENT POSTAL SUBSIDIES FROM THREE PERSPECTIVES:BUDGETARY COSTS,BENEFITS TO SECTORS OF THE ECONOMY AND IMPLICATIONS FOR POSTAL OPERATIONS AND FINANCING	SENATE APPROPRIATIONS COMMITTEE	MAR 1980

TOPIC: HEALTH	REQUESTOR(S)	PROJECTED COMPLETION DATE
HUMAN RESOURCES AND COMMUNITY DEVELOPMENT DIVISION (950009)		
CATASTROPHIC HEALTH INSURANCE:FEDERAL OPTIONS: EXAMINES EXTENT OF EXISTING COVERAGE FOR CATASTROPHIC MEDICAL BILLS AND PATTERNS OF CATASTROPHIC EXPENSES.VARIOUS OPTIONS FOR FEDERAL SUPPORT OF CATASTROPHIC INSURANCE ARE ANALYZED TO DETERMINE THE EXTENT TO WHICH EXPOSURE TO CATASTROPHIC EXPENSES IS REDUCED,THEIR EFFECTS ON COSTS AND COST TO FED. GOV.	HOUSE WAYS AND MEANS COMMITTEE	JUN 1980
HUMAN RESOURCES AND COMMUNITY DEVELOPMENT DIVISION (950026)		
FEDERAL SUPPORT FOR HEALTH PROFESSIONS EDUCATION AND TRAINING: ANALYSIS OF OPTIONS FOR SUBSIDIZING HEALTH PROFESSIONS STUDENTS	HOUSE INTERSTATE AND FOREIGN COMMERCE COMMITTEE	JUL 30, 1980

TOPIC: HOUSING	REQUESTOR(S)	PROJECTED COMPLETION DATE
HUMAN RESOURCES AND COMMUNITY DEVELOPMENT DIVISION (850177)		
HOUSING REHABILITATION AND PRESERVATION: ANALYSIS OF THE PHYSICAL CONDITION OF THE NATION'S HOUSING STOCK:DESCRIPTION OF CURRENT PROGRAMS FOR HOUSING REHABILITATION AND PRESERVATION AND EXAMINATION OF OPTIONS FOR IMPROVING HOUSING CONDITIONS	SENATE BANKING, HOUSING AND URBAN AFFAIRS COMMITTEE	JAN 1980

TOPIC: INCOME ASSISTANCE	REQUESTOR(S)	PROJECTED COMPLETION DATE
FISCAL ANALYSIS DIVISION (820004)		
A HISTORICAL PERSPECTIVE ON THE AGGREGATE ECONOMIC IMPACT OF SOCIAL SECURITY:	HBC TASK FORCE ON ECONOMIC PROJECTIONS	UNDERWAY: FINAL DATE NOT SET
HUMAN RESOURCES AND COMMUNITY DEVELOPMENT DIVISION (850178)		
AN ANALYSIS OF THE NUTRITIONAL AND HEALTH IMPACT OF FEDERAL CHILD NUTRITION PROGRAMS: ANALYSES DATA COLLECTED FROM THE FIRST HEALTH AND NUTRITION STUDY RELATING TO CHILD NUTRITION PROGRAM PARTICIPATION STATUS. ADDITIONALLY, THE ANALYSIS EXAMINES THE FINANCING MECHANISMS OF THE PROGRAMS AND DISTRIBUTION OF FEDERAL BENEFITS	SENATE BUDGET COMMITTEE	JAN 1980
HUMAN RESOURCES AND COMMUNITY DEVELOPMENT DIVISION (950018)		
AN ANALYSIS OF THE SOCIAL WELFARE REFORM AMENDMENTS OF 1979--HOUSE BILL: MODIFYING PREVIOUS SIMULATIONS OF THE ADMINISTRATION'S CASH ASSISTANCE PROPOSAL, THIS REPORT EXAMINES THE DISTRIBUTIONAL IMPACT OF THE HOUSE WAYS AND MEANS COMMITTEE CASH ASSISTANCE PROPOSAL	SENATE FINANCE COMMITTEE	DEC 1979

TOPIC: INTERNATIONAL ECONOMIC RELATIONS	REQUESTOR(S)	PROJECTED COMPLETION DATE
NATIONAL SECURITY AND INTERNATIONAL AFFAIRS DIVISION (870021)		
DOES THE IMF FINANCE IMPORTS?: DISCUSSES HOW IMF LOANS AFFECT THE INTERNATIONAL FLOWS OF REAL RESOURCES TO THE LESS DEVELOPED COUNTRIES AND THE RELATIONSHIP BETWEEN IMF LENDING AND OTHER ASSISTANCE PROGRAMS	SENATE BUDGET COMMITTEE	UNDERWAY: FINAL DATE NOT SET
NATIONAL SECURITY AND INTERNATIONAL AFFAIRS DIVISION (970025)		
THE EFFECT OF FOREIGN OFFICIAL HOLDINGS OF U.S. GOVERNMENT DEBT ON THE MACROECONOMIC IMPACT OF THE BUDGET: DISCUSSES IMPLICATIONS FOR PUBLIC FINANCE & FISCAL POLICY OF RECENT SHARP RISE IN FOREIGN OFFICIAL HOLDING OF U.S. GOV. DEBT. TOPICS MAY INCLUDE BURDEN OF THE DEBT,RELATION BETWEEN GOV.DEFICIT AND TRADE DEFICIT,IMPLICATIONS FOR THE MACROECONOMIC IMPACT OF THE BUDGET AND EFFECTS ON FINANCIAL MARKETS.	HOUSE BANKING,FINANCE AND URBAN AFFAIRS COMMITTEE	JAN 1980
NATIONAL SECURITY AND INTERNATIONAL AFFAIRS DIVISION (970027)		
THE EFFECTS OF OPEC OIL PRICE INCREASES ON THE DOLLAR EXCHANGE RATE AND ON RELATIVE PRICE LEVELS: DISCUSSES HOW OPEC OIL PRICE INCREASES RAISE THE U.S. PRICE LEVEL RELATIVE TO THOSE OF OTHER COUNTRIES,HOW THE FEDERAL RESERVE RESPONSE TO THE PRICE RISE COMBINES WITH OPEC ACCUMULATION AND DECUMULATION OF DOLLAR DENOMINATED ASSETS TO DETERMINE CHANGES IN DOLLAR EXCHANGE RATE AND THE LONG TERM POLICY IMPLICATIONS	JOINT ECONOMIC COMMITTEE	DEC 1979

TOPIC: STATE AND LOCAL GOVERNMENT	REQUESTOR(S)	PROJECTED COMPLETION DATE
HUMAN RESOURCES AND COMMUNITY DEVELOPMENT DIVISION (950023)		
REGIONAL DISTRIBUTION OF FEDERAL EXPENDITURES: EXAMINATION OF EXISTING STUDIES DESCRIBING THE DISTRIBUTION OF FEDERAL EXPENDITURES AND FEDERAL TAX COLLECTIONS BY REGION.	SENATE BUDGET COMMITTEE	JAN 31, 1980

TOPIC: TAX EXPENDITURES	REQUESTOR(S)	PROJECTED COMPLETION DATE
TAX ANALYSIS DIVISION (810040)		
TAX SUBSIDIES FOR MEDICAL CARE:CURRENT PROVISIONS AND SOME POLICY ALTERNATIVES: ANALYZES THE ECONOMIC EFFECTS OF AND SUGGESTS SEVERAL TAX AND DIRECT EXPENDITURE ALTERNATIVES TO THE MEDICAL EXPENSE DEDUCTION,THE EXCLUSION FROM TAX OF EMPLOYER CONTRIBUTIONS TO EMPLOYEE HEALTH INSURANCE PLANS AND THE ABILITY OF NON-PROFIT HOSPITALS TO ISSUE TAX-EXEMPT CONSTRUCTION BONDS	HOUSE WAYS AND MEANS COMMITTEE	DEC 1979

TOPIC: TRANSPORTATION	REQUESTOR(S)	PROJECTED COMPLETION DATE
FISCAL ANALYSIS DIVISION (921320)		
INFLATION IMPACT STATEMENT--RAILWAY DEREGULATION,S796:	SENATE BUDGET COMMITTEE	DEC 1979
NATURAL RESOURCES AND COMMERCE DIVISION (940028)		
RELATIVE ENERGY EFFICIENCY OF DIFFERENT MODES OF FREIGHT TRANSPORTATION: ANALYSIS OF LITERATURE AND AVAILABLE DATA ON THE ENERGY REQUIREMENTS OF THE MAJOR MODES OF FREIGHT TRANSPORTATION.WHERE POSSIBLE,AN ANALYSIS OF THE IMPLICATIONS OF POLICY CHANGES BEING CONSIDERED BY THE CONGRESS	HOUSE INTERSTATE AND FOREIGN COMMERCE COMMITTEE	DEC 31, 1979

CONGRESSIONAL BUDGET OFFICE REPORTS

PART II

COMPLETED PROJECTS

TOPIC: AGRICULTURE	REQUESTOR(S)	COMPLETION DATE
FISCAL ANALYSIS DIVISION (921230)		
INFLATIONARY IMPACT STATEMENT --- SJ RES. 20: TO AMEND TITLE I OF THE AGRICULTURE ACT OF 1949 TO RAISE PRICE SUPPORTS FOR MILK,WHEAT,CORN,SOYBEANS AND COTTON TO 90 PERCENT OF THEIR RESPECTIVE PARITY PRICES.	SENATE BUDGET COMMITTEE	FEB 26, 1979 PROVIDED TO REQUESTOR: UNPUBLISHED
NATURAL RESOURCES AND COMMERCE DIVISION (840007)		
CONSEQUENCES OF DAIRY PRICE SUPPORT POLICY: DESCRIBES MAJOR GOVERNMENT REGULATIONS THAT AFFECT THE PRICING OF MILK, REVIEWS SOME HISTORICAL CONSEQUENCES OF MILK PRICING POLICY,AND EXAMINES ALTERNATIVE FUTURE LEVELS OF PRICE SUPPORT.DIFFERENT LEVELS OF PRICE SUPPORT ARE SHOWN TO RESULT IN IMPORTANT TRADE-OFFS AMONG DAIRY FARMERS, CONSUMERS AND TAXPAYERS.	HOUSE AGRICULTURE COMMITTEE	MAR 29, 1979 PUBLISHED
FISCAL ANALYSIS DIVISION (921240)		
INFLATIONARY IMPACT STATEMENT ---S463,HR2172,SUGAR PRICE LEGISLATION: TO IMPLEMENT THE INTERNATIONAL SUGAR AGREEMENT TO PROTECT THE WELFARE OF CONSUMERS OF SUGAR AND OF THOSE ENGAGED IN THE DOMESTIC SUGAR INDUSTRY AND FOR OTHER PURPOSES	SENATE BUDGET COMMITTEE	APR 19, 1979 PROVIDED TO REQUESTOR: UNPUBLISHED
FISCAL ANALYSIS DIVISION (921280)		
INFLATION IMPACT STATEMENT -- H.R.4167: TO AMEND SECTION 201 OF THE AGRICULTURE ACT OF 1949 TO EXTEND UNTIL SEPTEMBER 30,1981 THE MINIMUM PRICE SUPPORT FOR MILK AT 80 PERCENT OF PARITY	HBC TASK FORCE ON INFLATION	JUL 24, 1979 PROVIDED TO REQUESTOR: UNPUBLISHED
NATURAL RESOURCES AND COMMERCE DIVISION (940027)		
WORLD GRAIN SITUATION:CONSEQUENCES OF INCREASED U.S. GRAIN EXPORTS: NA	SENATE BUDGET COMMITTEE	SEP 21, 1979 PROVIDED TO REQUESTOR: UNPUBLISHED

TOPIC: BUDGET PROCEDURES	REQUESTOR(S)	COMPLETION DATE
BUDGET ANALYSIS DIVISION (830122)		
LOAN GUARANTEES:CURRENT CONCERNS AND ALTERNATIVES FOR CONTROL---A COMPILATION OF STAFF WORKING PAPERS: A COLLECTION OF BACKGROUND PAPERS PREPARED DURING DEVELOPMENT OF"LOAN GUARANTEES:CURRENT CONCERNS AND ALTERNATIVES FOR CONTROL",A BACKGROUND PAPER ISSUED BY CBO IN AUGUST 1978	SENATE BUDGET COMMITTEE	FEB 12, 1979 PUBLISHED

TOPIC: BUDGET AND BUDGET PROJECTIONS	REQUESTOR(S)	COMPLETION DATE
BUDGET ANALYSIS DIVISION (830127) FIVE-YEAR BUDGET PROJECTIONS AND ALTERNATIVE BUDGETARY STRATEGIES FOR FOR FISCAL YEARS 1980-1984:CBO ANNUAL REPORT PART II: BEGINS WITH ANALYSIS OF CURRENT POLICY BUDGET PROJECTIONS FOR 1980-1984:THEN DISCUSSES ILLUSTRATIVE SPENDING AND TAX OPTIONS THAT DEPART FROM CURRENT POLICY:CONCLUSED WITH EXAMINATION OF THREE BASIC BUDGETARY STRATEGIES FOR SETTING LONG RANGE TARGETS FOR FEDERAL SPENDING	MANDATED BY CONGRESSIONAL BUDGET ACT OF 1974	JAN 29, 1979 PUBLISHED
BUDGET ANALYSIS DIVISION (930130) AN ANALYSIS OF THE PRESIDENT'S BUDGETARY PROPOSALS FOR FISCAL YEAR 1980: ANALYZES THE ECONOMIC OUTLOOK FOR THE NEXT 2 YEARS AND THE FISCAL POLICY IMPACT OF THE PRESIDENT'S BUDGETARY PROPOSALS:EXAMINES THE MAJOR FEATURES OF THE REVENUE AND SPENDING PROPOSALS FOR 1980 AND COMPARES THEM WITH PAST TRENDS AND CURRENT POLICY AS SET FORTH IN THE SECOND CONCURRENT RESOLUTION ON THE BUDGET FOR FISCAL YEAR 1979	HOUSE APPROPRIATIONS COMMITTEE	JAN 29, 1979 PUBLISHED
BUDGET ANALYSIS DIVISION (830128) ANALYSIS OF THE SHORTFALLS IN FEDERAL BUDGET OUTLAYS FOR FISCAL YEAR 1978: DISCUSSES THE REASONS FOR THE SHORTFALL IN FEDERAL BUDGET OUTLAYS BELOW THE LEVEL SPECIFIED IN THE SECOND BUDGET RESOLUTION FOR FISCAL YEAR 1978. CONTAINS ESTIMATES OF THE ECONOMIC EFFECTS OF THE 1978 OUTLAY SHORTFALLS AND DISCUSSES THE PROSPECTS FOR FURTHER SPENDING SHORTFALLS IN 1979 AND BEYOND	SENATE BUDGET COMMITTEE	MAR 14, 1979 PUBLISHED
BUDGET ANALYSIS DIVISION (830129) FIVE-YEAR BUDGET PROJECTIONS AND ALTERNATIVE BUDGETARY STRATEGIES FOR FISCAL YEARS 1980-1984--TECHNICAL BACKGROUND: PROVIDES TECHNICAL BACKGROUND ON THE METHODOLOGIES USED FOR MAKING THE PROJECTIONS PUBLISHED IN THE CBO REPORT FIVE -YEAR BUDGET PROJECTIONS AND ALTERNATIVE BUDGETARY STRATEGIES FOR FISCAL YEARS 1980-1984	MANDATED BY CONGRESSIONAL BUDGET ACT OF 1974	APR 10, 1979 PUBLISHED

TOPIC: DEFENSE	REQUESTOR(S)	COMPLETION DATE
NATIONAL SECURITY AND INTERNATIONAL AFFAIRS DIVISION (870012)		
THE SELECTIVE SERVICE SYSTEM:MOBILIZATION CAPABILITIES AND OPTIONS FOR IMPROVEMENT: ANALYSES THE CURRENT CAPABILITY OF THE SELECTIVE SERVICE SYSTEM TO MEET THE DEFENSE DEPARTMENT'S MOBILIZATION MANPOWER REQUIREMENTS	HOUSE ARMED SERVICES COMMITTEE	DEC 01, 1978 PUBLISHED
NATIONAL SECURITY AND INTERNATIONAL AFFAIRS DIVISION (870014)		
U.S. NAVAL FORCES:THE PEACETIME PRESENCE MISSION: ADDRESSES THE CONCEPTS AND SYSTEMS THAT UNDERPIN U.S. MARITIME PRESENCE OVERSEAS, PARTICULARLY IN THE PACIFIC,AND DISCUSSES THE IMPLICATIONS OF ALTERING THE CURRENT PATTERN OF NAVAL FORWARD DEPLOYMENTS	SENATE FOREIGN RELATIONS COMMITTEE : SENATE BUDGET COMMITTEE	DEC 15, 1978 PUBLISHED
NATIONAL SECURITY AND INTERNATIONAL AFFAIRS DIVISION (870019)		
STRENGTHENING NATO:POMCUS AND OTHER APPROACHES: EXAMINES THE CURRENT MILITARY BALANCE IN EUROPE,DESCRIBES THE PROPOSED PRE-POSITIONING PROGRAM AND TWO OTHER WAYS IN WHICH NATO'S CONVENTIONAL DEFENSES COULD BE STRENGTHENED,AND ESTIMATES THE LONG-TERM COSTS OF PRE-POSITIONING MORE EQUIPMENT IN EUROPE	SENATE BUDGET COMMITTEE	FEB 17, 1979 PUBLISHED
NATIONAL SECURITY AND INTERNATIONAL AFFAIRS DIVISION (870015)		
NAVY BUDGET ISSUES FOR FISCAL YEAR 1980: DEVOTES PRIMARY ATTENTION TO THE WARTIME MISSIONS OF THE GENERAL PURPOSE NAVY. EXAMINES THE FORCE AND BUDGETARY IMPLICATIONS OF ALTERNATIVE ASSUMPTIONS ABOUT NAVY WARTIME AND PEACETIME MISSIONS,WITH SPECIAL REFERENCE TO NAVAL OPERATIONS IN THE PACIFIC THEATRE	SENATE FOREIGN RELATIONS COMMITTEE : SENATE BUDGET COMMITTEE	MAR 15, 1979 PUBLISHED

TOPIC: DEFENSE (CONTINUED)	REQUESTOR(S)	COMPLETION DATE
NATIONAL SECURITY AND INTERNATIONAL AFFAIRS DIVISION (870020)		
U.S. AIRLIFT FORCES:ENHANCEMENT ALTERNATIVES FOR NATO AND NON-NATO: EXAMINES THE CURRENT AIRLIFT SYSTEM AND THE PROGRAMS THAT WOULD IMPROVE THE CURRENT CONTINGENCIES AIRLIFT OPERATIONS IN NATO AND NON NATO CONTINGENCIES.	SENATE BUDGET COMMITTEE	APR 03, 1979 PUBLISHED
NATIONAL SECURITY AND INTERNATIONAL AFFAIRS DIVISION (870017)		
THE MX MISSLE AND MULTIPLE PROTECTIVE STRUCTURE BASING:LONG TERM BUDGETARY IMPLICATIONS: FOCUSES ON THE LONG-TERM COSTS OF DEVELOPING AND DEPLOYING A MULTIPLE PROTECTIVE STRUCTURE BASING SYSTEM FOR U.S.LAND-BASED INTERCONTINENTAL BALLISTIC MISSILES: PARTICULAR ATTENTION IS PAID TO THE IMPLICATIONS OF POSSIBLE SOVIET RESPONSES AND TO THE EFFECT OF FUTURE SALT LIMITATIONS	SENATE BUDGET COMMITTEE	JUN 13, 1979 PUBLISHED
NATIONAL SECURITY AND INTERNATIONAL AFFAIRS DIVISION (970029)		
SALT II AND THE COSTS OF MODERNIZING U.S. SSTRATEGIC FORCES: FOCUSES ON 3 ISSUES:1.ASSUMING SALT II IS RATIFIED,WHAT ARE THE BUDGETREQUIREMENTS FOR STRATEGIC FORCES:2.IF SALT II IS NOT RATIFIED,WHAT STRATEGIC FORCE LEVLES COULD THE USSR ATTAIN BY CONTINUING CURRENT MODERNIZATION RATES:3.HOW WOULD A USSR BUILDUP THAT EXCEEDS SALT II CONSTRAINTS AFFFECT COST OF MAINTAINING U.S. STRATEGIC FORCES	SENATE BUDGET COMMITTEE : SENATE FOREIGN RELATIONS COMMITTEE	SEP 18, 1979 PUBLISHED

TOPIC: ECONOMY AND FISCAL POLICY	REQUESTOR(S)	COMPLETION DATE
FISCAL ANALYSIS DIVISION (820006)		
AN ANALYSIS OF THE ROTH-KEMP TAX CUT PROPOSAL: ANALYSIS OF THE MACRO-ECONOMIC IMPACT OF THE TAX REDUCTIONS PROPOSED IN THE ROTH-KEMP TAX REDUCTION ACT	SENATE BUDGET COMMITTEE	OCT 11, 1978 PUBLISHED
FISCAL ANALYSIS DIVISION (920001)		
THE FISCAL POLICY RESPONSE TO INFLATION:CBO ANNUAL REPORT PART I: ANALYSIS OF ECONOMIC TRENDS UNDER CURRENT AND ALTERNATIVE FISCAL POLICIES	MANDATED BY CONGRESSIONAL BUDGET ACT OF 1974	JAN 29, 1979 PUBLISHED
FISCAL ANALYSIS DIVISION (920010)		
EXEMPTING SAVINGS ACCOUNT INTEREST WHEN INFLATION RATE EXCEEDS INTEREST RATE PAID: ESTIMATE OF THE ECONOMIC IMPACT OF LEGISLATION TO BE INTRODUCED	SENATE BUDGET COMMITTEE	MAY 04, 1979 PROVIDED TO REQUESTOR: UNPUBLISHED
FISCAL ANALYSIS DIVISION (920011)		
THE ECONOMIC OUTLOOK FOR 1979-1980:AN UPDATE: AN ANALYSIS OF THE CURRENT AND PROJECTED STATE OF THE ECONOMY	MANDATED BY CONGRESSIONAL BUDGET ACT OF 1974	JUL 11, 1979 PUBLISHED

TOPIC: EDUCATION	REQUESTOR(S)	COMPLETION DATE
HUMAN RESOURCES AND COMMUNITY DEVELOPMENT DIVISION (750154)		
VETERAN'S EDUCATION BENEFITS:ISSUES CONCERNING THE GI BILL: EXAMINES THE EFFECTS OF THE G.I. BILL ON VETERANS READJUSTMENT TO CIVILIAN LIFE AND ON THE EDUCATIONAL COMMUNITY.SPECIFICALLY ANALYZED ARE PROPOSALS TO ALTER THE LEVELS AND STRUCTURE OF BENEFITS	HOUSE EDUCATION AND LABOR COMMITTEE	OCT 20, 1978 PUBLISHED
HUMAN RESOURCES AND COMMUNITY DEVELOPMENT DIVISION (850021)		
INDICATORS OF FEDERAL EDUCATION POLICY: DRAFT ANALYSIS OF GOALS AND INDICATORS OF FEDERAL EDUCATION POLICY. EXAMINES SEVERAL SOCIAL GOALS:PROVIDES INDICATORS OF THEIR CURRENT ACHIEVEMENT: ASSESSES THE IMPACT OF FEDERAL PROGRAMS ON THESE GOALS AND THE DIFFICULTIES IN DEVELOPING COST ESTIMATES FOR REACHING THESES GOALS.	HOUSE BUDGET COMMITTEE	NOV 29, 1978 PROVIDED TO REQUESTOR: UNPUBLISHED
HUMAN RESOURCES AND COMMUNITY DEVELOPMENT DIVISION (850174)		
FEDERAL STUDENT ASSISTANCE:FUNDING OPTIONS FOR FISCAL YEAR 1980:	SENATE BUDGET COMMITTEE	JUL 25, 1979 PROVIDED TO REQUESTOR: UNPUBLISHED

TOPIC: ENERGY	REQUESTOR(S)	COMPLETION DATE
NATURAL RESOURCES AND COMMERCE DIVISION (840011)		
A REVIEW OF S.1493:THE ENERGY IMPACT ASSISTANCE ACT OF 1978: A REVIEW OF THE NATURE AND MAGNITUDE OF THE "BOOM TOWN"PROBLEM,EXISTING FEDERAL,STATE AND LOCAL ASSISTANCE PROGRAMS AND S.1493	SENATE GOVERNMENTAL AFFAIRS COMMITTEE	NOV 1978 PROVIDED TO REQUESTOR: UNPUBLISHED
NATURAL RESOURCES AND COMMERCE DIVISION (840001)		
THE ECONOMIC IMPACT OF OIL IMPORT REDUCTIONS:PUBLISHED BY THE SENATE COMMITTEE ON ENERGY AND NATURAL RESOURCES:PRINT NO. 95-158: EXAMINES BOTH THE IMPACT ON THE ECONOMY OF AN INTERRUPTION IN THE FOREIGN OIL SUPPLY AND THE EFFECTIVENESS OF A SERIES OF POLICY OPTIONS,SUCH AS THE STRATEGIC PETROLEUM RESERVE AND OIL ALLOCATION REGULATIONS FOR MINIMIZING THAT IMPACT	SENATE ENERGY AND NATURAL RESOURCES COMMITTEE	JAN 12, 1979 PUBLISHED
NATURAL RESOURCES AND COMMERCE DIVISION (840016)		
A STRATEGY FOR OIL PROLIFERATION:EXPEDITING PETROLEUM EXPLORATION AND PRODUCTION IN NON-OPEC DEVELOPING COUNTRIES: PROVIDES AN OVERVIEW OF THIS RECENT POLICY PROPOSAL	SENATE GOVERNMENT OPERATIONS COMMITTEE	FEB 28, 1979 PROVIDED TO REQUESTOR: UNPUBLISHED
NATURAL RESOURCES AND COMMERCE DIVISION (840002)		
DEALYS IN NUCLEAR REACTOR LICENSING AND CONSTRUCTION:THE POSSIBILITIES FOR REFORM: AN ANALYSIS OF RECENT DELAYS IN REACTOR LICENSING AND CONSTRUCTION AND AN EXAMINATION OF THE POTENTIAL FOR LEGISLATIVE REFORM OF THE REACTOR LICENSING AND CONSTRUCTION PROCESS	HOUSE INTERIOR AND INSULAR AFFAIRS COMMITTEE	MAR 01, 1979 PUBLISHED

TOPIC: ENERGY (CONTINUED)	REQUESTOR(S)	COMPLETION DATE
NATURAL RESOURCES AND COMMERCE DIVISION (940001)		
EFFECTS OF DECONTROLLING DOMESTIC OIL: ESTIMATES OF THE IMPACT ON THE DOMESTIC OIL MARKET AND THE ECONOMY OF IMMEDIATE AND PHASED DECONTROL OF DOMESTIC OIL	HOUSE BUDGET COMMITTEE	MAR 13, 1979 PROVIDED TO REQUESTOR: UNPUBLISHED
NATURAL RESOURCES AND COMMERCE DIVISION (940002)		
THE ENERGY RESEARCH AND DEVELOPMENT BUDGET:AN OVERVIEW: IDENTIFIES MAJOR POLICY ISSUES THAT ARE REFLECTED IN THE ADMINISTRATION'S 1980 ENERGY RESEARCH AND DEVELOPMENT BUDGET.PROVIDES BACKGROUND INFORMATION FOR THOSE PROGRAMS THAT ARE THE BEST CANDIDATES FOR INCREASED OR DECREASED FUNDING	SENATE BUDGET COMMITTEE	MAR 16, 1979 PROVIDED TO REQUESTOR: UNPUBLISHED
NATURAL RESOURCES AND COMMERCE DIVISION (940005)		
THE PRESIDENT'S PROPOSAL TO DECONTROL DOMESTIC CRUDE OIL(A PRELIMINARY ASSESSMENT): OVERVIEW OF THE MAJOR ECONOMIC IMPACTS OF THE ADMINISTRATION'S PLAN FOR PHASED DECONTROL OF DOMESTIC CRUDE OIL.	SENATE ENERGY AND NATURAL RESOURCES COMMITTEE	APR 16, 1979 PROVIDED TO REQUESTOR: UNPUBLISHED
NATURAL RESOURCES AND COMMERCE DIVISION (940021)		
THE CURRENT AND FUTURE SAVINGS OF ENERGY ATTRIBUTABLE TO AMTRAK: ANALYSIS OF THE SAVINGS IN ENERGY ASSOCIATED WITH CURRENT AMTRAK OPERATIONS, THE POTENTIAL OF AMTRAK TO SAVE ENERGY IF IT USES IMPROVED EQUIPMENT AND IF IT CAN ATTRACT MORE RIDERS PER CARE & THE POTENTIAL TO SAVE POTROLEUM IN THE EVENT OF AN ACUTE NATIONAL SHORTAGE OF PETROLEUM	HOUSE APPROPRIATIONS COMMITTEE	MAY 07, 1979 PROVIDED TO REQUESTOR: UNPUBLISHED

TOPIC: ENERGY (CONTINUED)	REQUESTOR(S)	COMPLETION DATE
NATURAL RESOURCES AND COMMERCE DIVISION (940018)		
THE DECONTROL OF DOMESTIC OIL PRICES:AN OVERVIEW: ANALYSIS OF THE IMPACT OF THE ADMINISTRATION'S PROPOSAL ON OIL PRICING, IMPORT REDUCTIONS,REVENUES AND THE ECONOMY	SENATE ENERGY AND NATURAL RESOURCES COMMITTEE	MAY 23, 1979 PUBLISHED
NATURAL RESOURCES AND COMMERCE DIVISION (940023)		
THE EFFECT OF THE JUNE 26 OPEC PRICE INCREASE ON THE DECONTROL OF DOMESTIC CRUDE OIL: UPDATE TO THE STUDY"THE DECONTROL OF DOMESTIC CRUDE OIL:AN OVERVIEW" PUBLISHED BY CBO IN MAY 1979	SENATE ENERGY AND NATURAL RESOURCES COMMITTEE	JUL 13, 1979 PUBLISHED
NATURAL RESOURCES AND COMMERCE DIVISION (940025)		
SYNTHETIC FUEL PRODUCTION IN THE UNITED STATES:A PRELIMINARY OVERVIEW OF THE MAJOR LEGISLATIVE ISSUES: ANALYSIS OF THE BUDGETARY,MACROECONOMIC, AND ENERGY ISSUES ARISING FROM PROPOSALS TO CREATE A DOMESTIC SYNTHETIC FUEL INDUSTRY	SENATE BUDGET COMMITTEE	JUL 27, 1979 PROVIDED TO REQUESTOR: UNPUBLISHED
NATURAL RESOURCES AND COMMERCE DIVISION (940026)		
THE BUDGETARY AND ECONOMIC IMPLICATIONS OF ALTERNATIVE SYNTHETIC FUELS PROPOSALS: OVERVIEW OF SOME OF THE BUDGET,ECONOMIC AND ENERGY IMPLICATIONS OF SYNTHETIC FUEL PRODUCTION IN THE U.S.	SENATE BUDGET COMMITTEE	SEP 07, 1979 PROVIDED TO REQUESTOR: UNPUBLISHED

TOPIC: FEDERAL WORK FORCE AND GOVERNMENT ADMINISTRATION	REQUESTOR(S)	COMPLETION DATE
OFFICE OF INTERGOVERNMENTAL RELATIONS--GENERAL GOVERNMENT MANAGEMENT (760016)		
OPTIONS FOR FEDERAL CIVIL SERVICE RETIREMENT:AN ANALYSIS OF COSTS AND BENEFIT PROVISIONS: ASSESSES THE LONG TERM COSTS AND FINANCING CONSIDERATIONS OF THE FEDERAL CIVIL SERVICE RETIREMENT SYSTEM	HOUSE BUDGET COMMITTEE	DEC 04, 1978 PUBLISHED
OFFICE OF INTERGOVERNMENTAL RELATIONS--GENERAL GOVERNMENT MANAGEMENT (760014)		
FEDERAL WHITE COLLAR EMPLOYEES--THEIR PAY AND FRINGE BENEFITS: FORMS AND COSTS OF COMPENSATION NOW PROVIDED TO GENERAL SCHEDULE EMPLOYEES ARE COMPARED WITH THOSE THAT WOULD RESULT IF FEDERAL GOVERNMENT WERE TO ADOPT COMMON PRIVATE SECTOR PRACTICES.	HOUSE BUDGET COMMITTEE	APR 05, 1979 PUBLISHED
OFFICE OF INTERGOVERNMENTAL RELATIONS--GENERAL GOVERNMENT MANAGEMENT (960009)		
EXECUTIVE, LEGISLATIVE AND JUDICIAL SALARY OPTIONS FOR FISCAL YEAR 1980: IDENTIFIES PAY OPTIONS FOR TOP LEVEL EMPLOYEES FOR FY 80.ALTERNATIVES TO BE ANALYZED ON BASIS OF BUDGETARY IMPACT, EFFECT ON REAL INCOME AND PAY RELATIONSHIPS AMONG SENIOR OFFICIALS	SENATE APPROPRIATIONS COMMITTEE	SEP 05, 1979 PROVIDED TO REQUESTOR: UNPUBLISHED

TOPIC: HEALTH	REQUESTOR(S)	COMPLETION DATE
HUMAN RESOURCES AND COMMUNITY DEVELOPMENT DIVISION (650163)		
PROFILE OF HEALTH-CARE COVERAGE:THE HAVES AND HAVE-NOTS: PROVIDES BASIC INFORMATION ON HEALTH-CARE COVERAGE:OFFERS ESTIMATES OF THE SIZE OF THE UNCOVERED POPULATION IN 1976 AND 1978,DESCRIBES THE COVERED AND UNCOVERED POPULATIONS,DISCUSSES ADEQUACY OF HEALTH-CARE COVERAGE,AND IDENTIFIES POLICY IMPLICATIONS THAT WILL BE DEVELOPED IN SUCEEDING CBO PAPERS	SENATE BUDGET COMMITTEE	MAR 12, 1979 PUBLISHED
HUMAN RESOURCES AND COMMUNITY DEVELOPMENT DIVISION (950003)		
THE VOLUNTARY EFFORT TO CONTROL HOSPITAL COSTS: A PRELIMINARY ASSESSMENT OF THE EFFECTIVENESS OF THE VE TO REDUCE THE RATE OF INCREASE IN HOSPITAL EXPENDITURES	HOUSE BUDGET COMMITTEE	MAR 13, 1979 PROVIDED TO REQUESTOR: UNPUBLISHED
HUMAN RESOURCES AND COMMUNITY DEVELOPMENT DIVISION (850172)		
PHYSICIAN EXTENDERS:THIER CURRENT AND FUTURE ROLE IN MEDICAL CARE DELIVERY: ANALYZES THE CURRENT PERFORMANCE OF PHYSICIAN EXTENDERS,THEIR ECONOMIC IMPACT ON MEDICAL PRACTICE AND POLICY OPTIONS REGARDING THEIR FUTURE ROLE	SENATE BUDGET COMMITTEE	APR 10, 1979 PUBLISHED
FISCAL ANALYSIS DIVISION (921250)		
INFLATIONARY IMPACT STATEMENT --- S570,HR2626,HOSPITAL COST CONTAINMENT: TO REDUCE THE RATE OF INCREASE IN EXPENDITURES FOR HOSPITAL INPATIENT CARE BY THE FEDERAL GOVERNMENT AND OTHER PAYERS	SENATE BUDGET COMMITTEE	MAY 09, 1979 PROVIDED TO REQUESTOR: UNPUBLISHED
HUMAN RESOURCES AND COMMUNITY DEVELOPMENT DIVISION (950004)		
THE HOSPITAL COST CONTAINMENT ACT OF 1979:A PRELIMINARY ANALYSIS: ANALYSIS OF THE COST SAVINGS WHICH WOULD RESULT FROM THE ADMINISTRATION'S PROPOSAL	HOUSE INTERSTATE AND FOREIGN COMMERCE COMMITTEE	MAY 10, 1979 PROVIDED TO REQUESTOR: UNPUBLISHED

TOPIC: HEALTH (CONTINUED)	REQUESTOR(S)	COMPLETION DATE
FISCAL ANALYSIS DIVISION (921270)		
INFLATION STATEMENT--S. 505 MEDICARE-MEDICAID ADMINISTRATIVE AND REIMBURSEMENT REFORM ACT OF 1979,SECTION 2: TO REDUCE FEDERAL SPENDING ON MEDICARE AND MEDICAID BY SETTING MAXIMUM REIMBURSEMENT RATE FOR ROUTINE CARE AND BY PROVIDING FINANCIAL INCENTIVE FOR HOSPITALS WHICH HAVE LOWER ROUTINE COSTS	SENATE BUDGET COMMITTEE	JUN 08, 1979 PROVIDED TO REQUESTOR: UNPUBLISHED
HUMAN RESOURCES AND COMMUNITY DEVELOPMENT DIVISION (850173)		
THE EFFECT OF PSROS ON HEALTH CARE COSTS:CURRENT FINDINGS AND FUTURE EVALUATIONS. ANALYZES THE EFFECTIVENESS OF PSRO'S IN CURBING GROWTH OF EXPENDITURES OF HEALTH CARE:IDENTIFIES GAPS IN WHAT IS KNOWN ABOUT EFFECTIVENESS OF PROGRAM AND EXPLAINS WHY A MORE COMPLETE AND RELIABLE EVALUATION WILL DEPEND ON WAY IN WHICH PROGRAM IS IMPLEMENTED IN THE FUTURE.	HOUSE WAYS AND MEANS COMMITTEE	JUN 25, 1979 PUBLISHED
FISCAL ANALYSIS DIVISION (920290)		
INFLATION IMPACT STATEMENT HR 2626: HOSPITAL COST CONTAINMENT ACT OF 1979	HOUSE WAYS AND MEANS COMMITTEE	AUG 03, 1979 PROVIDED TO REQUESTOR: UNPUBLISHED
HUMAN RESOURCES AND COMMUNITY DEVELOPMENT DIVISION (950007)		
CONTROLLING RISING HOSPITAL COSTS: ANALYZES PROPOSALS TO HOLD DOWN HOSPITAL COSTS EITHER THROUGH REGULATING HOSPITAL REVENUES OR BY PROMOTING COMPTITION IN THE HOSPITAL INDUSTRY. VOLUNTARY EFFORTS ON THE PART OF THE HOSPITAL INDUSTRY ARE ALSO EXAMINED	HOUSE INTERSTATE AND FOREIGN COMMERCE COMMITTEE	SEP 11, 1979 PUBLISHED

TOPIC: HEALTH (CONTINUED)	REQUESTOR(S)	COMPLETION DATE
FISCAL ANALYSIS DIVISION (921300)		
INFLATION IMPACT STATEMENT--HOSPITAL COST CONTAINMENT(REVISED): UPDATE OF INFLATION IMPACT STATEMENT ON HR 2626 AND S570	HOUSE WAYS AND MEANS COMMITTEE	SEP 20, 1979 PROVIDED TO REQUESTOR: UNPUBLISHED

TOPIC: HOUSING	REQUESTOR(S)	COMPLETION DATE
HUMAN RESOURCES AND COMMUNITY DEVELOPMENT DIVISION (850176)		
THE LONG-TERM COSTS OF LOWER-INCOME HOUSING ASSISTANCE PROGRAMS: DESCRIBES CURRENT FUNDING PROCEDURES FOR HOUSING ASSISTANCE PROGRAMS AND PRESENTS ESTIMATES OF THE LONG-TERM COSTS OF LOWER-INCOME HOUSING ASSISTANCE PROGRAMS.ALTERNATIVE BUDGETARY TREATMENTS FOR HOUSING ASSISTANCE PROGRAMS AND OPTIONS FOR REDUCING LONG-TERM COSTS ARE EXAMINED	SENATE BUDGET COMMITTEE	MAR 14, 1979 PUBLISHED
TAX ANALYSIS DIVISION (810035)		
TAX-EXEMPT BONDS FOR SINGLE-FAMILY HOUSING:PRINTED BY HOUSE COMMITTEE ON BANKING,FINANCE AND URBAN AFFAIRS:APRIL 1 979:PRINT NO. 96-2: ANALYSIS OF THE POTENTIAL EXTENT AND EFFECTS OF THE USE OF TAX-EXEMPT BONDS TO FINANCE SINGLE-FAMILY HOME MORTGAGES.PROVIDES A BACKGROUND FOR ANALYZING VARIOUS PROPOSALS TO LIMIT THE USE OF THIS FINANCING TOOL.	HOUSE BANKING,FINANCE AND URBAN AFFAIRS COMMITTEE	APR 08, 1979 PUBLISHED

TOPIC: INCOME ASSISTANCE	REQUESTOR(S)	COMPLETION DATE
HUMAN RESOURCES AND COMMUNITY DEVELOPMENT DIVISION (850024)		
UNEMPLOYMENT INSURANCE FINANCE: AN ANALYSIS OF OPTIONS TO ALLEVIATE THE FINANCIAL PROBLEMS OF THE UNEMPLOYMENT INSURANCE SYSTEM.	HBC TASK FORCE ON HUMAN RESOURCE PROGRAMS	FEB 16, 1979 PROVIDED TO REQUESTOR: UNPUBLISHED
HUMAN RESOURCES AND COMMUNITY DEVELOPMENT DIVISION (650167)		
DISABILITY INSURANCE PROGRAM: DISCUSSION OF THE ISSUES AND ALTERNATIVES IN THE REFORM OF THE BENEFIT AND ELIGIBILITY STANDARDS OF THE DISABILITY INSURANCE TRUST FUND	SENATE BUDGET COMMITTEE	MAR 15, 1979 PROVIDED TO REQUESTOR: UNPUBLISHED
HUMAN RESOURCES AND COMMUNITY DEVELOPMENT DIVISION (850022)		
TAXATION OF TRANSFER BENEFITS: A DISCUSSION OF THE FOLLOWING ISSUES INVOLVED IN TAXING FEDERAL INCOME TRANSFFER PROGRAMS:THE REVENUE GENERATED,THE DISTRIBUTIONAL CONSEQUENCES AND THE BEHAVIORAL EFFECTS.	SENATE BUDGET COMMITTEE	APR 1979 PROVIDED TO REQUESTOR: UNPUBLISHED

TOPIC: INTERNATIONAL ECONOMIC RELATIONS	REQUESTOR(S)	COMPLETION DATE
NATIONAL SECURITY AND INTERNATIONAL AFFAIRS DIVISION (870022)		
U.S. TRADE POLICY AND THE TOKYO ROUND OF MULTILATERAL TRADE NEGOTIATIONS: PRESENTS A DISCUSSION OF THE LIKELY GENERAL EFFECTS OF TRADE LIBERALIZATION ON THE U.S. ECONOMY AND OF SOME OF THE LONGER-TERM PROBLEMS NOT ALL OF WHICH ARE BEING CONSIDERED IN GENEVA--FOR U.S. TRADE POLICY	SENATE FINANCE COMMITTEE	MAR 09, 1979 PUBLISHED
FISCAL ANALYSIS DIVISION (921260)		
INFLATIONARY IMPACT STATEMENT --- INTERNATIONAL COFFEE AGREEMENT OF 1979:HR 3637: TO IMPLEMENT THE INTERNATIONAL COFFEE AGREEMENT OF 1976 FROM THE TIME OF THE ENACTMENT OF THE BILL UNTIL OCTOBER 1, 1982.	HOUSE WAYS AND MEANS COMMITTEE	MAY 16, 1979 PROVIDED TO REQUESTOR: UNPUBLISHED
NATIONAL SECURITY AND INTERNATIONAL AFFAIRS DIVISION (970026)		
THE EFFECTS OF THE TOKYO ROUND OF MULTILATERAL TRADE NEGOTIATIONS ON THE U.S. ECONOMY:AN UPDATED VIEW: ASSESSES THE LIKELY EFFECTS OF THE RECENTLY COMPLETED MULTILATERAL TRADE AGREEMENT.SERVES AS A FOLLOW-UP STUDY TO CBO'S MARCH 1979 REPORT,U.S. TRADE POLICY AND THE TOKYO ROUND OF MULTILATERAL TRADE NEGOTIATIONS	SENATE FINANCE COMMITTEE	JUL 22, 1979 PUBLISHED

TOPIC: LAW ENFORCEMENT AND JUSTICE	REQUESTOR(S)	COMPLETION DATE
OFFICE OF INTERGOVERNMENTAL RELATIONS--GENERAL GOVERNMENT MANAGEMENT (860003)		
THE LAW ENFORCEMENT ASSISTANCE ADMINISTRATION:OPTIONS FOR REAUTHORIZATION: FOCUSES ON THE NEED FOR A MAJOR FEDERAL ROLE IN LAW ENFORCEMENT ASSISTANCE AND THE FORM IT SHOULD TAKE.	SENATE JUDICIARY COMMITTEE : HOUSE JUDICIARY COMMITTEE	MAY 16, 1979 PUBLISHED

TOPIC: STATE AND LOCAL GOVERNMENT	REQUESTOR(S)	COMPLETION DATE
HUMAN RESOURCES AND COMMUNITY DEVELOPMENT DIVISION (650166)		
COUNTERCYCLICAL USES OF FEDERAL GRANT PROGRAMS: PAPER CONSIDERS POTENTIAL USE OF GRANT SYSTEM IN STABALIZING THE ECONOMY, PARTICULARLY IN PERIODS OF OVER RAPID ECONOMIC GROWTH.IT CONSIDERS THE TYPES OF PROGRAMS THAT ARE BEST SUITED,TRIGGERING MECHANISMS AND METHODS OF GEOGRAPHIC TARGETING.	PUBLIC WORKS EMPLOYMENT ACT OF 1976	DEC 05, 1978 PUBLISHED
HUMAN RESOURCES AND COMMUNITY DEVELOPMENT DIVISION (650161)		
PHASING DOWN ANTIRECESSION PROGRAMS:FISCAL YEAR 1979 BUDGET ISSUES PRINTED BY HOUSE COMMITTEE ON BUDGET,NOV.1978: AN ANALYSIS OF THE ECONOMIC AND BUDGETARY IMPLICATIONS OF THE PHASE DOWN OF ANTIRECESSION AID TO STATE AND LOCAL GOVERNMENTS	HOUSE BUDGET COMMITTEE	DEC 06, 1978 PUBLISHED
HUMAN RESOURCES AND COMMUNITY DEVELOPMENT DIVISION (850171)		
FEDERAL CONSTRAINTS ON STATE AND LOCAL GOVERNMENT ACTIONS: PAPER DISCUSSES DIFFERENT TYPES OF CONSTRAINTS AND ASSESSES WHAT MIGHT BE INVOLVED IN MEASURING THEIR COSTS AND BENEFITS.OUTLINES POLICY OPTIONS THAT CONGRESS MIGHT CONSIDER IF THERE IS A CONSENSUS THAT INTERGOVERNMENTAL CONSTRAINTS DO POSE A PROBLEM	HBC TASK FORCE ON STATE & LOCAL GOVERNMENT	APR 06, 1979 PUBLISHED

TOPIC: TAX EXPENDITURES	REQUESTOR(S)	COMPLETION DATE
TAX ANALYSIS DIVISION (910010)		
FIVE-YEAR BUDGET PROJECTIONS AND ALTERNATIVE BUDGETARY STRATEGIES FOR FISCAL YEARS 1980-1984:SUPPLEMENTAL REPORT ON TAX EXPENDITURES: PROJECTS TAX EXPENDITURES FOR FISCAL YEARS 1080 TO 1984:REVIEWS THE IMPACT OF THE PRESIDENT'S PROPOSED CHANGES IN THE TAX EXPENDITURE BUDGET REVIEWED:CONCLUDES WITH FIVE YEAR ESTIMATES OF TAX EXPENDITURE BUDGET	MANDATED BY CONGRESSIONAL BUDGET ACT OF 1974	JUN 13, 1979 PUBLISHED

TOPIC: TRANSPORTATION	REQUESTOR(S)	COMPLETION DATE
NATURAL RESOURCES AND COMMERCE DIVISION (840005)		
WHO PAYS FOR HIGHWAYS:IS A NEW STUDY OF HIGHWAY COST ALLOCATION NEEDED?: EXAMINES THE METHODS AND FINDINGS OF PAST FEDERAL ATTEMPTS TO ANALYZE THE DISTRIBUTION OF HIGHWAY COSTS AND REVENUES AND CONSIDERS THE NEED FOR A NEW EFFORT IN LIGHT OF PENDING LEGISLATIVE PROPOSALS	SENATE ENVIRONMENT AND PUBLIC WORKS COMMITTEE : HOUSE WAYS AND MEANS COMMITTEE	OCT 03, 1978 PUBLISHED
NATURAL RESOURCES AND COMMERCE DIVISION (840013)		
GUIDELINES FOR A STUDY OF HIGHWAY COST ALLOCATION: IN THE SURFACE TRANS. ASSISTANCE ACT OF 1978,CONGRESS CALLED FOR A STUDY OF HIGHWAY COST ALLOCATION.THE STUDY,DUE JAN.15,1982,WILL GUIDE THE CONGRESS AS IT DETERMINES HOW TO IMPOSE TAXES TO FINANCE FED.HIGHWAY PROGRAMS.THE GUIDELINES IN THE CBO REPORT GIVE PROCEDURES FOR ALLOCATING COSTS OF HIGHWAYS ACCORDING TO COSTS ASSOCIATED WITH VEHICL	SURFACE TRANSPORTATION ASSISTANCE ACT OF 1978	FEB 05, 1979 PUBLISHED

TOPIC: URBAN AND REGIONAL DEVELOPMENT	REQUESTOR(S)	COMPLETION DATE
HUMAN RESOURCES AND COMMUNITY DEVELOPMENT DIVISION (950001)		
AN EVALUATION OF THE PRESIDENT'S PROPOSED EDA DEVELOPMENT FINANCING PROGRAM PROGRAM:	SENATE BANKING, HOUSING AND URBAN AFFAIRS COMMITTEE	JUL 20, 1979 PROVIDED TO REQUESTOR: UNPUBLISHED
HUMAN RESOURCES AND COMMUNITY DEVELOPMENT DIVISION (950008)		
EXTENDING UDAG ASSISTANCE TO POCKETS OF POVERTY:ISSUES AND OPTIONS: ANALYSIS OF ISSUES AND OPTIONS SURROUNDING THE EXTENSION OF UDAG TO POCKETS OF POVERTY IN OTHERWISE HEALTHY CITIES	HOUSE BANKING,FINANCE AND URBAN AFFAIRS COMMITTEE	AUG 14, 1979 PROVIDED TO REQUESTOR: UNPUBLISHED

CONGRESSIONAL BUDGET OFFICE—OBLIGATIONS, FISCAL YEAR 1979

[In thousands of dollars]

	Object class	Fiscal year 1979—Actual					
		1st quarter	2d quarter	3d quarter	4th quarter	4th quarter, percent of total	Total
11.1	Permanent positions	1,380	1,431	1,382	1,400	25	5,593
11.3	Positions other than permanent	17	23	42	53	39	135
	Total personnel compensation	(1,397)	(1,454)	(1,424)	(1,453)		(5,728)
12.1	Personnel benefits	85	88	88	86	25	347
21.0	Travel and transportation of persons	15	6	15	23	39	59
22.0	Transportation of things	0	0	1	0	0	1
23.2	Communications, utilities and other rent	126	99	127	109	24	461
24.0	Printing and reproduction	39	153	60	27	10	279
25.0	Other services	510	751	798	1,330	39	3,389
26.0	Supplies and materials	22	25	16	35	36	98
31.0	Equipment	22	4	6	25	44	57
99.0	Total obligations	2,216	2,580	2,535	3,088	30	10,419

CONGRESSIONAL BUDGET OFFICE—OBLIGATIONS, FISCAL YEAR 1980

[In thousands of dollars]

	Object class	Fiscal year 1979—Plan					
		1st quarter	2d quarter	3d quarter	4th quarter	4th quarter, percent of total	Total
11.1	Permanent positions	1,581	1,557	1,557	1,581	25	6,276
11.3	Positions other than permanent	34	33	37	38	27	142
	Total personnel compensation	(1,615)	(1,590)	(1,594)	(1,619)		(6,418)
12.1	Personnel benefits	100	98	98	99	25	395
21.0	Travel and transportation of persons	12	8	15	15	30	50
22.0	Transportation of things	0	0	1	0	0	1
23.2	Communications, utilities and other rent	131	120	132	120	24	503
24.0	Printing and reproduction	41	161	62	29	10	293
25.0	Other services	1,241	1,275	1,086	1,148	24	4,750
26.0	Supplies and materials	35	15	15	15	19	80
31.0	Equipment	26	5	5	5	12	41
99.0	Total obligations	3,201	3,272	3,008	3,050	24	12,531

CONGRESSIONAL BUDGET OFFICE—OBLIGATIONS, FISCAL YEAR 1981

[In thousands of dollars]

	Object class	Fiscal year 1980—Plan					
		1st quarter	2d quarter	3d quarter	4th quarter	4th quarter, percent of total	Total
11.1	Permanent positions	1,700	1,648	1,674	1,699	25	6,721
11.3	Positions other than permanent	37	36	40	42	27	155
	Total personnel compensation	(1,737)	(1,684)	(1,714)	(1,741)		(6,876)
12.1	Personnel benefits	107	104	105	107	25	423
21.0	Travel and transportation of persons	17	11	20	21	30	69
22.0	Transportation of things	0	0	1	0	0	1
23.2	Communications, utilities, and other rent	142	130	143	129	24	544
24.0	Printing and reproduction	44	174	67	31	10	316
25.0	Other services	1,172	1,449	1,263	1,286	25	5,170
26.0	Supplies and materials	40	22	20	13	14	95
31.0	Equipment	29	8	4	9	18	50
99.0	Total obligations	3,288	3,582	3,337	3,337	25	13,544

Program and Financing (in thousands of dollars)

Identification code 08–0100–0–1–801		1979 actual	1980 est.	1981 est.
	Program by activities:			
	Salaries and expenses [1]	9,119	12,531	13,544
	Change in selected resources (undelivered orders)	1,300	.....	.....
10.00	Total obligations	10,419	12,531	13,544
	Financing:			
25.00	Unobligated balance lapsing	949	.....	.....
	Budget authority	**11,368**	**12,531**	**13,544**
	Budget authority:			
40.00	**Appropriation**	**11,368**	**12,117**	**13,544**
44.20	**Supplemental for civilian pay raises**	.....	**414**	.....
	Relation of obligations to outlays:			
71.00	Obligations incurred, net	10,419	12,531	13,544
72.40	Obligated balance, start of year	1,788	2,149	2,680
74.40	Obligated balance, end of year	−2,149	−2,680	−3,124
77.00	Adjustments in expired accounts	79	.....	.....
90.00	Outlays, excluding pay increase supplemental	10,139	11,600	13,086
91.20	Outlays from civilian pay raise supplemental	.....	400	14

[1] Includes capital investment as follows: 1979, $57 thousand; 1980, $41 thousand; 1981, $50 thousand.

Object Classification (in thousands of dollars)

Identification code 08–0100–0–1–801		1979 actual	1980 est.	1981 est.
	Personnel compensation:			
11.1	Permanent positions	5,593	6,276	6,721
11.3	Positions other than permanent	135	142	155
	Total personnel compensation	5,728	6,418	6,876
12.1	Personnel benefits: Civilian	347	395	423
21.0	Travel and transportation of persons	59	50	69
22.0	Transportation of things	1	1	1
23.2	Communications, utilities, and other rent	461	503	544
24.0	Printing and reproduction	279	293	316
25.0	Other services	3,389	4,750	5,170
26.0	Supplies and materials	98	80	95
31.0	Equipment	57	41	50
99.0	Total obligations	10,419	12,531	13,544

Personnel Summary

Total number of permanent positions	218	218	218
Total compensable workyears	213	219	229
Full-time equivalent of other positions	(11)	(11)	(11)
Full-time equivalent of overtime and holiday hours	(0)	(0)	(0)
Average salary, grades established by the Director of the Congressional Budget Office	$27,453	$29,941	$30,615

LEGISLATIVE - ARCHITECT OF THE CAPITOL
(Including Botanic Garden)
SUMMARY OF CHANGES

(in thousands of dollars)

Appropriation	1980 Total Appropriation 1/	1980 Non-recurring Deductions	1981 Base	1981 Increases: Mandatory Items	1981 Increases: New Positions	1981 Increases: Annual Recurring Maintenance	1981 Increases: Cyclical Maintenance	1981 Increases: Continuing and Initiating Other Programs	1981 Increases: Total Increase	1981 Request
Title I:										
Salaries, Office of the Architect of the Capitol	3,008.0	6.0	3,002.0	109.2	289.8	.....	.....	.....	399.0	3,401.0
Contingent Expenses	210.0	.....	210.0	.....	.....	.....	.....	.....	.....	210.0
Capitol Buildings	7,702.0	893.2	6,808.8	184.7	84.4	281.1	296.0	1,020.0	1,866.2	8,675.0
Capitol Grounds	4,169.0	2,141.9	2,027.1	22.6	.....	31.8	161.5	.....	215.9	2,243.0
Senate Office Buildings	11,481.0	460.0	11,021.0	219.1	.....	133.9	2,017.0	105.0	2,475.0	13,496.0
Senate Garage	206.0	21.0	185.0	1.0	.....	.....	.....	.....	1.0	186.0
House Office Buildings	19,184.0	3,585.5	15,598.5	366.5	.....	329.1	280.4	1,435.5	2,411.5	18,010.0
Capitol Power Plant	(16,256.0)	(535.1)	(15,720.9)	(56.9)	.....	(3,149.7)	(651.5)	.....	(3,858.1)	(19,579.0)
Less: Estimated Reimbursements	(1,950.0)	.....	(1,950.0)	.....	.....	.....	.....	.....	.....	(1,950.0)
Capitol Power Plant, Less Reimbursements	14,306.0	535.1	13,770.9	56.9	.....	3,149.7	651.5	.....	3,858.1	17,629.0
Total, Title I	60,266.0	7,642.7	52,623.3	960.0	374.2	3,925.6	3,406.4	2,560.5	11,226.7	63,850.0
Title II:										
Library Buildings and Grounds, Structural and Mechanical Care	4,584.0	365.8	4,218.2	80.3	.....	138.5	.....	7,000.0	7,218.8	11,437.0
Total, Architect of the Capitol	64,850.0	8,008.5	56,841.5	1,040.3	374.2	4,064.1	3,406.4	9,560.5	18,445.5	75,287.0
Title II:										
Botanic Garden	1,534.0	3.0	1,531.0	35.3	.....	22.0	503.7	.....	561.0	2,092.0
Total, Architect of the Capitol and Botanic Garden	66,384.0	8,011.5	58,372.5	1,075.6	374.2	4,086.1	3,910.1	9,560.5	19,006.5	77,379.0

1/ Includes pending pay raise Supplemental of $2,164.0.

LEGISLATIVE - ARCHITECT OF THE CAPITOL
(Including Botanic Garden)
SUMMARY OF POSITIONS

Architect of the Capitol	1979 Actual	1980 Actual	1980 Reduction 1/	1981 New Positions Requested	1981 Request
Title I:					
Salaries, Office of the Architect of the Capitol.....	90	94	...	17	111
Capitol Buildings.....	215	215	...	5	220
Capitol Grounds.....	80	80	...	...	80
Senate Office Buildings.....	509	511	...	...	511
Senate Garage.....	7	7	...	...	7
House Office Buildings.....	797	797	(-)11	...	786
Capitol Power Plant.....	104	104	...	...	104
Total, Title I.....	1,802	1,808	(-)11	22	1,819
Title II:					
Library Buildings and Grounds, Structural and Mechanical Care.....	136	136	...	...	136
Total, Architect of the Capitol.....	1,938	1,944	(-)11	22	1,955
Title II:					
Botanic Garden.....	57	57	...	...	57
Total, Architect of the Capitol and Botanic Garden.....	1,995	2,001	(-)11	22	2,012

1/ Directed by House Legislative Branch Subcommittee on Appropriations as contained in Report No. 96-245 accompanying the Legislative Branch Appropriation Bill, 1980.

GENERAL STATEMENT

APPROPRIATIONS AND ESTIMATES UNDER THE ARCHITECT OF THE CAPITOL

For 1980, appropriations totaling $64,220,000 were provided under the Architect of the Capitol, including Botanic Garden, in the Continuing Appropriations, 1980 (Public Law 96-86), which references the Legislative Branch Appropriation Act, 1980 (H.R. 4390), as reported June 7, 1979, and as amended by conference action for all items pertaining to the "Architect of the Capitol". Such funds include joint items, House items, and Senate items. To this amount should be added $1,933,000 for Wage-Board Supplementals, $231,000 for Civilian Pay Act Supplementals; which brings the grand total for 1980 to $66,384,000.

For 1981, appropriations totaling $77,379,000 are requested for all items under the Architect, including Botanic Garden -- joint items, House items, and Senate items -- a net increase of $10,995,000 above the grand total of $66,384,000 for 1980. The net increase of $10,995,000 results from decreases totaling $8,011,500 offset by increases totaling $19,006,500.

If the 2 items "Senate Office Buildings" and "Senate Garage", totaling $11,687,000, are excluded from the 1980 grand total of $66,384,000, then the grand total, for joint items and House items, for 1980 amounts to $54,697,000, of which $19,184,000 is for "House Office Buildings". Likewise, if the items "Senate Office Buildings" and "Senate Garage", totaling $13,682,000, are excluded from the 1981 grand total of $77,379,000, then the grand total, for joint items and House items for 1981, amounts to $63,697,000, of which $18,010,000 is for "House Office Buildings" -- or a net increase of $9,000,000, for joint items and House items, above the 1980 total of $54,697,000 for such items.

The items comprising the gross decrease of $8,011,500 and the gross increase of $19,006,500 are detailed on separate pages preceding each appropriation account.

As indicated in the overall "Summary of Changes" statement, the gross increase of $19,006,500 is comprised of $1,075,600 for mandatory items, $374,200 for 22 new positions requested, $4,086,100 for annual recurring maintenance items, $3,910,100 for cyclical maintenance and $9,560,500 for continuing and initiating other programs.

For ready reference, two items "Mandatory Items" and "New Positions" are summarized in more detail at this point, as follows:

Mandatory Items

Personnel Compensation

Wage-Board rate increases, effective 10/21/79 covering 1,623 employees, authorized by 5 U.S.C. 5343, 5344, 5349	$124,800
Wage-Board within-grade promotions authorized by law	162,600
Increased civilian pay act costs authorized by law	253,700
Within-grade salary advancements and other changes for "GS" employees, authorized by 5 U.S.C. 5331-5336	81,500
Overtime and Holiday Pay authorized by 5 U.S.C. 5544	210,400
Total Increase - Personnel Compensation	$833,000

Personnel Benefits

Payment to Employees' Health Benefits Fund, authorized by 5 U.S.C. 8906	$ 61,700
Contribution to Retirement Fund, authorized by 5 U.S.C. 8334	55,200
Payment to Employees' Compensation Fund, authorized by 5 U.S.C. 8147	125,700
Total Increase - Personnel Benefits	$242,600

New Positions - 22

17 - Salaries, Office of the Architect	$289,800
5 - Capitol Buildings	84,400
Total Increase - New Positions	$374,200

GENERAL PURPOSE OF APPROPRIATIONS REQUESTED

The annual appropriation items under the Architect of the Capitol are primarily for maintenance and improvement of buildings occupied by the Congress and for heat, light, power, and air-conditioning, and for general housekeeping services for the Congress and are confined to items deemed necessary to render proper service to the Congress and to maintain properly the buildings and equipment of the Legislative Establishment.

COMPENSATION OF EMPLOYEES UNDER ARCHITECT

At the present time, 1,623 employees under the Architect of the Capitol, including 50 at the Botanic Garden, paid from appropriations provided in the Legislative Branch Appropriation Act, are compensated under the Wage-Board system, 199 employees are compensated under the "GS" schedule of the Classification Act; 163 employees are compensated at administrative rates and 16 employees are compensated at statutory rates -- a grand total of 2,001 employees authorized on a year-round basis. Of our annual maintenance appropriations, the cost of personnel compensation and benefits normally constitutes approximately 70 percent of the total of these appropriations.

WAGE-BOARD SYSTEM

The employees for 1981 covered by this pay system are those engaged in recognized trades and crafts and in skilled and unskilled manual-labor occupations, required for the maintenance and operation of the Capitol Building, 3 House Office Buildings, 2 House Annex Buildings (Congressional Hotel and the former FBI Building) and House Underground Garages, 2 Senate Office Buildings, 5 annex buildings, and leased space at 400 North Capitol Street now occupied by the Senate, the Senate Garage, Capitol Grounds, Capitol Power Plant and its steam and chilled water distribution systems, the 3 Library Buildings and Grounds, and the Botanic Garden. Employees compensated under the Wage-Board system constitute approximately 81 percent of our total permanent staff.

Employees under the Architect, engaged in such work have been compensated under the Wage-Board System since 1955. Their compensation is presently governed by Sections 5341-5349 and 5544-5549 of Title 5 of the United States Code, which contains a requirement that "rates of pay of prevailing rate employees shall be fixed and adjusted from time to time as nearly as is consistent with the public interest in accordance with prevailing rates."

Each year, wage surveys of private industry throughout the Washington Metropolitan area are conducted by such major government agencies as the Defense Department and other Executive agencies employing large numbers of Wage-Board employees, designated by the Office of Personnel Management to so act. Based on such surveys, analyses, and findings, appropriate wage schedules and rates for prevailing rate employees are then established and heads of agencies having prevailing rate employees in a wage area surveyed are required to apply to the prevailing rate employees of their agency in that area the wage schedules and rates established by the lead agency for prevailing rate employees in such area.

Under the provisions of Public Law 92-392, it is mandatory that such rates be placed in effect not later than the first day of the first pay period which begins on or after the 45th day, excluding Saturdays and Sundays, following the date the wage survey is ordered to be made.

The present Wage-Board System, under which the Architect of the Capitol operates, is authorized and governed by Public Law 92-392. That Act vests the Architect of the Capitol with authority to utilize the Federal Wage System established by that law for Wage-Board employees, to such extent as the Architect deems feasible. In the interest of equity and sound administration the Architect of the Capitol has continued to follow, generally, the uniform Federal Wage System, as established by P.L. 92-392.

A detailed history of the Wage-Board System, as it has applied to the Architect of the Capitol from 1955-1975 and currently applies, is contained in the 1975 Hearings and so is not repeated in these Hearings.

REPORT ON CURRENT PROJECTS

A report on four current projects of major interest follows:

LIBRARY OF CONGRESS JAMES MADISON MEMORIAL BUILDING

This project was authorized by Public Law 89-260, approved October 19, 1965, at a limit of cost of $75,000,000. The limit of cost was increased to $90,000,000 by Public Law 91-214, approved March 16, 1970, and to $123,000,000 by Public Law 94-219, approved February 27, 1976, and to $130,675,000 by Public Law 95-548, approved October 30, 1978. The total amount authorized to date has been appropriated.

Present Status of Work under Project

Work under this project is being performed in four construction phases, under construction contracts totaling to date, $109,152,506. Phase I "Excavations and foundations" has been completed at a cost of $7,301,224, having been performed under contract awarded April 23, 1971. Phase II "Quarrying, fabrication, and delivery of the exterior marble and granite and other exterior stonework required for the superstructure" has been completed at a cost of $5,353,417, having been performed under contract awarded December 16, 1971.

Present Status of Work under Project (continued)

Phase III "Construction of the Superstructure" (excluding interior work, finished interiors, and other items related to such interior work) has been completed at a cost of $25,713,452, having been performed under contract awarded December 7, 1972.

The final phase, Phase IV, "Interior and related work" is now in progress under a contract in the current amount of $70,784,412, awarded March 9, 1976. Based on competitive bids for this Phase, received and opened July 23, 1975, this contract could not be awarded until enactment of the aforementioned Public Law 94-219, February 27, 1976, increasing the limit of cost of the project by $33,000,000 and the subsequent appropriating of such additional amount in Public Law 94-226, approved March 9, 1976. Work under this contract, awarded March 9, 1976, is now about 98 percent complete. The present established completion date, based on time extensions granted to date, is May 31, 1979. Pending supplements and other changes will extend the completion date into the fiscal year 1980. Early beneficial occupancy of the James Madison Memorial Building commenced in April 1979 and will be concluded in fiscal year 1980.

The total obligated for the entire project, from its commencement to September 30, 1979, is $122,745,686. In addition to the four construction contracts enumerated above, totaling $109,152,506, obligations totaling $13,593,180, have been incurred, of which $5,612,539 has been for architectural and engineering services, $70,000 for exhibit consultant fees, $100,000 for modeling and carving of a statue of James Madison for the Memorial Hall, $88,440 for other design services, $263,878 for relocating water and sewer lines and street and curb work, and $7,458,323 for supervision, inspection, and other administrative and miscellaneous expenses.

The unobligated balance of the appropriation of $130,675,000, as of September 30, 1979, was $7,929,314. This balance will be required to meet change orders and other additional construction costs, field office construction management staff costs, and other miscellaneous expenses. The Architect of the Capitol requested an increase in the authorized limit of cost for the project, and the Committee on Public Works and Transportation determined that the request should be brought up at a later date.

Under the provisions of the authorization act governing this project, the Architect of the Capitol performs his duties under the joint direction of the House Office Building Commission, the Senate Office Building Commission, and the Joint Committee on the Library.

MODIFICATIONS AND ENLARGEMENT, CAPITOL POWER PLANT

This project is authorized, at a limit of cost of $30,600,000, by Public Law 93-50, approved July 1, 1973, "Second Supplemental Appropriations Act, 1973", as amended by Public Law 94-440, approved October 1, 1976, "Legislative Branch Appropriation Act, 1977". Public Law 93-50 included an appropriation of $17,400,000 for the project and authorized such amount to be added to and merged with a prior appropriation of $1,200,000 provided for engineering and other required design services for the project in Public Law 92-184, approved December 15, 1971, "Supplemental Appropriations Act, 1972". Public Law 94-440 increased those amounts by an additional $12,000,000, from $18,600,000 to $30,600,000, and included the additional $12,000,000 in that Act.

The authorizing legislation and appropriations text governing this project were detailed in the 1975 Hearings and are not repeated in these justifications.

Briefly stated, the purpose of the project is to make modifications to the Capitol Power Plant, its steam and chilled water distribution systems, including the enlargement thereof, required to supply steam and chilled water for air-conditioning for the Library of Congress James Madison Memorial Building and the Extension to the Dirksen Senate Office Building, in addition to the buildings now supplied with such service by the plant, with sufficient reserve plant capacity to provide for projected additional loads through 1980, including necessary environmental control and other appurtenant facilities.

Under the provisions of the Authorization Act, all work in connection with the project is being carried forward by the Architect of the Capitol under the direction of the House Office Building Commission. This Commission was vested with control over the construction of the original Capitol Power Plant, constructed in 1904-1910 and placed in operation December 1, 1910, and has been vested with control over expenditures for alterations, modifications, maintenance, and operation of the plant since that time.

Services Supplied by Capitol Power Plant

At the present time, the Capitol Power Plant generates and supplies steam for heating and chilled water for air-conditioning to the Capitol, two Senate Office Buildings, three House Office Buildings, three Library of Congress Buildings, and on a reimbursable basis to the United States Supreme Court Building and Folger Shakespeare Library. The Plant also generates and supplies steam for heat to the House and Senate garages and United States Botanic Garden, and on a reimbursable basis to the Washington City Post Office and Government Printing Office.

Under the provisions of Public Law 95-182, approved November 15, 1977, the Folger Library, at its expense, was authorized to connect its building to the Capitol Power Plant chilled water lines in a manner satisfactory to the Architect of the Capitol and the House Office Building Commission and the Architect, under the direction of the Commission, was authorized to furnish chilled water for air conditioning to such building from the Capitol Power Plant on a reimbursable basis. This connection has been completed, and chilled water is being supplied to the Folger Library.

The following statement of Expenditures and Obligations through September 30, 1979 is submitted for the information of the Committee.

Estimate 1981
#9 - General Statement

Expenditures and Obligations to date, under $30,600,000 appropriated for project

Expenditures and obligations have been incurred to September 30, 1979 as follows:

Consulting Architectural/Engineering Services	$ 1,476,983
Contract for the manufacture, delivery, and installation of 4 large centrifugal refrigeration machines having a total refrigeration capacity of 24,000 tons, including 4 pump-down units and refrigeration receivers	2,312,468
Contract for manufacture, delivery, and installation of a cooling tower	914,495
Contract for manufacture of electrical substation equipment	759,618
Contract for site preparation work for a new 24,000-ton Refrigeration Plant Building	1,329,185
Contract for New Refrigeration Building, Operations Building, and North header tunnel	6,057,587
Contracts for furnishing and delivering of structural steel, valves, piping system components, and chilled water and condensor pumps for the new Refrigeration Plant	2,556,548
Mechanical, Electrical and other related work	4,864,043
Administration, blueprints, tests, surveys, central control systems, and other miscellaneous items	1,991,335
Total Expended and Obligated to 9/30/79	$ 22,262,262

SUMMARY

Unobligated Balance, 9/30/79, of $30,600,000 appropriated for project

Total appropriated for project	$ 30,600,000
Expended and obligated to 9/30/79	22,262,262
Unobligated balance, available as of 9/30/79	$ 8,337,738

Obligations remaining to be incurred

Work remaining to complete the project, in accordance with the Authorization Act, as well as a statement of work contracted to date, is detailed on the following pages of this project report.

Phasing and Staging of Work

Work under the Modifications and Enlargement Project is being phased and staged in accordance with the following projected schedule:

Phase I

Work under this Phase includes the following contracts:

Manufacture, delivery, and installation of 4 large centrifugal refrigeration machines having a total capacity of 24,000 tons, and 4 pump-down units and refrigeration receivers -- Contract awarded December 11, 1973; as of September 30, 1979 all work was 92.7% complete.

Manufacture, delivery, and installation of a cooling tower -- Contract awarded March 21, 1974; as of September 30, 1979 all work was 84.6% complete.

54-689 - 80 - 15

Phase I (continued)

Equipment for electrical substations -- Contract awarded April 4, 1974; all work under contract is completed.

Fabrication and delivery of structural steel for new Refrigeration Plant Building -- Contract awarded December 2, 1974; all work under contract is completed.

Piping system components for new Refrigeration Plant -- Contract awarded December 27, 1974; all work under contract is completed.

Electric motor-operated ball valves for new Refrigeration Plant -- Contract awarded March 13, 1975; all work under contract is completed.

Chilled water pumps and condenser pumps for New Refrigeration Plant -- Contract awarded August 26, 1976; all work under contract is substantially completed.

Phase II

Site preparation work for a new 24,000 ton Refrigeration Plant Building -- Contract awarded July 10, 1974; all work under contract is now completed.

Phase III

Construction of a new building to house a refrigeration plant of 24,000-ton capacity; construction of a new operations building for centralization and administration of control functions of both the new and existing refrigeration plants; installation of a tunnel across the north portion of the existing power plant site, for subsequent installation therein (under a separate contract) of a new underground chilled water "headering" system -- Contract awarded May 20, 1976; all work under contract now substantially completed.

Phase IV

Procurement and installation of mechanical and electrical equipment in new Refrigeration Plant Building and in new North Header tunnel -- Contract awarded July 13, 1977; all work under this phase is substantially completed.

Phase V

Procurement of dust collectors, central control systems for new operations building, and noise abatement equipment; and other miscellaneous items remaining to complete project -- tentative projected completion date, March 1982.

Projected completion date of all work under project -- June 1982.

CONSTRUCTION OF AN EXTENSION TO THE DIRKSEN OFFICE BUILDING

Authorization and Appropriations for Project

This project was authorized by Public Law 92-607, approved October 31, 1972, "Supplemental Appropriations Act, 1973", which Act also provided an appropriation of $47,925,000 for the project. The Architect performs his duties for this project under the direction of the Senate Office Building Commission and the Senate Committee on Rules and Administration.

The 1973 Authorization Act was amended by Public Law 93-245, approved January 3, 1974, "Supplemental Appropriations Act, 1974", which Act broadened the scope of the project; increased the authorized limit of cost of the project by $20,900,000, from $47,925,000 to $68,825,000, and provided an additional appropriation of $20,900,000 for the project.

The 1973 Authorization Act, as amended, was further amended by Public Law 93-554, approved December 27, 1974, "Supplemental Appropriations Act, 1975", which Act provided for further project modifications and cost escalations; increased the limit of cost of the project by $16,322,000, from $68,825,000 to $85,147,000, and provided an additional appropriation of $16,322,000 for the project.

The 1973 Authorization Act, as amended, was further amended by Public Law 96-69, approved September 25, 1979, "Energy and Water Development Appropriation Act, 1980" (Title V - General Provision, Sec. 502), which Act provided for further project modifications and cost escalations, increased the limit of cost of the project by $52,583,400, from $85,147,000 to $137,730,400 and provided an additional appropriation of $52,583,400 for the project. Additionally, the Act stipulated that the amount of $137,730,400 shall constitute a ceiling on the total cost for construction of the project.

In summary, the total authorized and appropriated for the project to date, amounts to $137,730,400.

The following statements show the status of work, phasing of work, and projected time schedule under the project.

Estimate 1981
#14 - General Statement

Status of Work under Project

The work, as currently scheduled, is being performed in 5 phases. Work under Phase I, contracted May 20, 1975, for construction of temporary vehicular and service access to Dirksen Building, at a cost of $211,032, is completed. Work under Phase II, contracted December 11, 1975, for excavations and foundations, is now completed, at a cost of $5,933,056.

Competitive bids for Phase III were invited for the exterior stone for the Dirksen Building Extension. Bids were opened January 13, 1977. Only one bid was received and that was from the Vermont Marble Company, in the amount of $5,808,494. On February 9, 1977, contract in that amount was awarded with approval of the Chairman of the Senate Office Building Commission. Work under Phase III is substantially complete, at a present cost of $5,846,243.

Competitive bids were received for Phase IV and opened August 30, 1977 (6 bids received in all) for construction of the superstructure, including structural steel framing, and a contract in the amount of $34,180,000 was awarded to Baltimore Contractors, Inc., October 25, 1977, with the approval of the Chairman of the Senate Office Building Commission. The contract, under its terms which allow 900 calendar days for performance after date of notice to proceed, is due for completion April 17, 1980. This date has been extended to May 2, 1980. Actual completion date is estimated as mid 1982. Award of this contract was postponed until October 25, 1977, due to bid and necessary investigation required for the Architect's determination with respect to the validity of such protests. The current estimated final cost of this phase is $39,352,100, including contingencies.

On July 3, 1978 competitive bids were invited for the entire interior and related work under Phase V. However, as a result of Congressional action in deferring additional funding for completion of the Hart Building, the invitation was modified on August 7, 1978 to invite competitive bids for a certain portion of the interior and related work, primarily covering the mechanical and electrical rough-in work required for the ultimate completion of the building, together with such minor architectural work as is required for that purpose. This portion of the work is now referred to as Phase V-A. Competitive bids were received and opened December 7, 1978, (4 bids received in all), and a contract in the amount of $16,898,000 was awarded to J. W. Bateson Company, Inc., December 27, 1978, with the approval of the Chairman of the Senate Office Building Commission. Subsequently, an option was excercised amending the contract by inclusion of additional work in the amount of $2,625,000, which brings the total award amount to $19,523,000. The current estimated final cost of Phase V-A is $22,451,500, including contingencies.

Status of Work under Project (continued)

Phase V-B, which will complete the interior construction and all related work, is scheduled for award in January 1980 at an estimated cost of $37,771,000. The current estimated final cost of Phase V-B is $43,087,500, including contingencies.

The current projected occupancy date is early 1983.

MASTER PLAN FOR FUTURE DEVELOPMENT OF THE CAPITOL GROUNDS AND RELATED AREAS

This project was authorized and funded with an appropriation of $350,000 in the Legislative Branch Appropriation Act, 1976, approved July 25, 1975. An additional amount of $100,000 was authorized and appropriated in the "Second Supplemental Appropriations Act, 1978", Public Law 95-355, approved September 8, 1978, thereby making the total amount authorized and appropriated to date $450,000. The text of the initial act, with respect to this project, follows:

MASTER PLAN FOR FUTURE DEVELOPMENT OF THE CAPITOL GROUNDS AND RELATED AREAS

Notwithstanding any other provision of law, to enable the Architect of the Capitol to prepare studies and develop a Master Plan for future developments within the United States Capitol Grounds, for the future enlargement of such grounds through the acquisition and development of areas in the vicinity thereof, and for the future acquisition and development of other areas deemed appropriate by him to include in and incorporate as a part of such Plan, in order to provide within such areas for future expansion, growth, and requirements of the legislative branch and such parts of the judiciary branch as deemed appropriate to include in such Plan, after consultation with the leaders of the House and the Senate, and the Legislative Branch Appropriations Subcommittees of the House and Senate, and the Chief Justice of the United States, and in order to project other anticipated growth in and adjacent to such areas, $350,000, to be expended without regard to section 3709 of the Revised Statutes of the United States, as amended, and to remain available until expended: *Provided*, That the Architect of the Capitol is authorized to enter into personal service and other contracts, employ personnel, confer with and accept services and assistance from the National Capital Planning Commission and other Government agencies and other interested parties to insure coordinated planning, and incur obligations and make expenditures for these and other items deemed necessary to carry out the purposes of this paragraph: *Provided further*, That upon completion of such Plan, the Architect of the Capitol shall transmit to the Congress a report describing such Plan, with illustrated drawings and other pertinent material.

Status of Work under Project

A contract was entered into, April 19, 1976, with the consulting firm of Wallace, McHarg, Roberts and Todd of Philadelphia, Pennsylvania, to assist the Architect of the Capitol in the development of the authorized Master Plan, including necessary surveys and studies preceding the formulation of such Plan. Four additional firms were added to the Planning Group which then proceeded to evolve the study design as a necessary prologue to the preparation of the Master Plan. The four firms are Hammer, Siler, George Associates of Washington, D. C., Alan M. Voorhees Inc., of McLean, Virginia, Frederick Gutheim of Washington, D. C., and Mitchell and Giurgola of New York.

In August of 1976, the Group, under the direction of the Architect of the Capitol, completed its Phase I report. The report, distributed by the Architect of the Capitol, outlined for the Congress and interested citizens the results of a preliminary survey of existing conditions, the status of space and facilities, movement problems, visual disruption, and the need for environmental protection and enhancement. The report also outlined the work program needed to develop an adequate base for a Master Plan and to prepare for the Congress possible alternative courses of action regarding where new buildings ought to be, if they are needed; parking and transit requirements; and possible enlargement of the Grounds needed for the short or long term.

The Group worked intensively in preparing the background material, analyses, urban design and movement system concepts to serve as the basis for the Master Plan.

The Group had informal meetings with the Leadership to keep them advised. It held six public presentation and discussion meetings with the interested public and community leaders. It also had a number of workshop sessions with interested Congressional staff members, professional staffs of the District of Columbia's Municipal Planning Office representing the community's interest, the National Capital Planning Commission, and with other relevant District and Federal agencies and professional societies.

Status of Work under Project (continued)

In August of 1977, the Group, under the direction of the Architect of the Capitol, completed its Phase II report. Included in the Phase II report, which was also sent by the Architect of the Capitol to all Members and officers of the House and Senate and appropriate Congressional committees, and interested groups, are a series of options which have been studied and weighed in preparation for the Phase III Report, the Master Plan itself, which is planned to be issued in 1980.

Following the pattern established at the Phase I stage, the Architect of the Capitol and the Planning Group have conducted a further series of 38 presentation and discussion sessions with the Leadership of the Congress, appropriate committees of the Congress, the general public, community leaders, institutions, agencies, and property owners involved in or affected by the alternative actions under consideration. The results of these sessions have been recorded and will become part of the analysis and public record of the Master Plan preparation. They will be taken fully into account in the preparation of the Master Plan itself, which is the final phase of this project. In partial recognition of the comments received, a design symposium was conducted (Phase III-A) prior to entering into Phase III, in order to resolve many of the design alternatives that had been proposed and discussed in Phase II. Comments during the preparation of Phase III will be elicited prior to finalization of the Plan.

As indicated in the text of the authorization act, afore-cited, such act provides "That upon completion of such Plan, the Architect of the Capitol shall transmit to the Congress a report describing such Plan, with illustrated drawings and other pertinent material."

Adoption of the Plan will, of course, require further action by the Congress.

Estimate 1981
#18 - General Statement

WEST CENTRAL FRONT OF THE CAPITOL

In addition to the foregoing four project reports, there is presented at this point a brief statement with respect to the West Central Front of the Capitol. As the Committee is well aware, the following text was included in the Legislative Branch Appropriation Act, 1978 (Public Law 95-94), (91 Stat. 681-682), approved August 5, 1977, and is included in these justifications for ready reference:

TITLE III—CAPITAL IMPROVEMENTS

ARCHITECT OF THE CAPITOL

West Central Front of the Capitol

The Architect of the Capitol is authorized and directed (1) to conduct a study of the utilization of space in the United States Capitol for the purpose of recommending and reporting to the Speaker of the House of Representatives and the President of the Senate and to the Committees on Appropriations of both Houses, and the Senate Committee on Rules and Administration, those offices which, by virtue of the functions performed therein, should be located in the Capitol and those offices which could be relocated to the House and Senate Office Buildings and Annexes; (2) to prepare drawings and specifications for restoration of the West Central Front of the United States Capitol in accordance with each of the various plans and alternatives proposed to the Committees on Appropriations during hearings on Legislative Branch Appropriatons for 1978; and (3) to prepare drawings and specifications for extension of the West Central Front of the United States Capitol in accordance with the modified plan for extension of the West Central Front approved by the Commission for Extension of the United States Capitol on April 7, 1977; the drawings and specifications to be prepared in such detail as will enable the cost of such restoration proposals and extension proposal to be ascertained. The unexpended balance of appropriations heretofore appropriated under the heading, "Extension of the Capitol," shall be transferred immediately upon approval of this Act to a Commission on the West Central Front of the United States Capitol which shall be composed of the following: The Vice President of the United States, who shall be the Chairman, the Speaker of the House of Representatives, the Majority and Minority Leaders of the House of Representatives, and the Majority and Minority Leaders of the Senate. Such unexpended balances shall be available for (1) the conduct of such study and (2) the preparation of such drawings and specifications under the direction of the Commission on the West Central Front of the United States Capitol. The drawings and specifications shall be completed by March 1, 1978, and submitted for the approval of the Committees on Appropriations of the Senate and House of Representatives and the Commission on the West Central Front of the United States Capitol prior to the issuance of invitations to bid on the restoration or extension of the West Central Front of the United States Capitol.

For ready reference, there is also cited Senate Report 95-338 (pages 67-68) and House Report 95-506 (Conference Report, pages 8-9), setting forth the Committees' views with respect to this item.

In pursuance of the provisions of the afore-cited act, the Architect of the Capitol reported to the Commission on the West Central Front of the United States Capitol on October 12, 1979, and is now awaiting its response. Any questions pertaining thereto will be responded to, on an updated basis, at the time of the Hearings.

Estimate 1981
Appro. Summary
Sals. Arch. of Cap.

Salaries, Office of the Architect
Appropriation Summary

	Positions	Amount
1980 Appropriation in annual act	94	$2,836,000
1980 Supplemental for Wage-Board pay raises	...	30,000
1980 Supplemental for Civilian Pay Act raises	...	142,000
Total appropriations - 1980	94	$3,008,000

	Positions	Amount		
1980 Nonrecurring Deductions				
Deduction for Additional Excess Day (Leap Year)	...	$ 6,000		
Total 1980 Nonrecurring Deductions			...	6,000
Total 1981 Base			94	$3,002,000
Increases				
Mandatory Items				
Wage Rate Increases, Wage Board Employees, October 1979 Pay Raise	...	$ 1,400		
Within-grade Promotions, Wage Board Employees	...	3,500		
Within-grade Salary Advancements and Other Changes, GS Employees	...	36,100		
Increased Civilian Pay Act Cost, October 1979	...	2,800		
Overtime and Holiday Pay	...	57,500		
Contribution to Retirement Fund	...	7,900		
Total Mandatory Items	...	$109,200		

Estimate 1981
Appro. Summary #2
Sals. Arch. of Cap.

Salaries, Office of the Architect
Appropriation Summary
(continued)

	Positions	Amount	Positions	Amount
New Positions				
GS-12 Architectural Engineer	1	$ 24,700		
GS-12 Architectural Historian	1	24,700		
GS-12 Air Conditioning Engineer	1	24,700		
GS-11 Electrical Engineering Technician	1	20,600		
GS-11 Accountant	1	20,600		
GS-9 Secretary (Legal)	1	18,700		
GS-7 Computer Operator	1	14,000		
GS-5 Clerk Typist	1	11,200		
GS-5 Personnel Clerk	2	22,500		
GS-4 Clerk Typist	1	10,100		
GS-4 File Clerk	1	10,100		
GS-4 Keypunch Operator	1	10,100		
WG-12 Electronic Technician	4	77,800		
Total New Positions	17	$289,800		
Total Increases			17	$ 399,000
Total Estimate for 1981			111	$3,401,000

SALARIES, OFFICE OF THE ARCHITECT -- (Net Increase for 1981.....$393,000)

1980 Appropriation in annual act		$ 2,836,000
1980 Supplemental for Wage-Board pay raises		30,000
1980 Supplemental for Civilian Pay Act raises		142,000
Total appropriations - 1980		$ 3,008,000
Deductions - Nonrecurring Items		
Deduction for additional excess day (Leap Year)	$ 6,000	(-) 6,000
Base for 1981		$ 3,002,000

Increases

MANDATORY ITEMS

Wage-Rate Increases

Authorized by 5 U.S.C. 5343, 5344, 5349: Increase, determined as a result of surveys commenced on August 14, 1979, resulting in new wage rates effective October 21, 1979, under the Federal Wage System, affecting 17 Wage-Board employees carried under this appropriation, paid at new October 1979 rates for 11 months in fiscal year 1980 and required to be paid at such rates for 12 months in fiscal year 1981. Full year base pay cost of October 1979 increase, $23,700, less amount of $22,300 requested as a 1980 Pay Supplemental to cover costs in fiscal year 1980 -- Additional amount required for fiscal year 1981..... $ 1,400

Within-grade promotions authorized under the Prevailing Rate System for Wage-Board employees compensated under such system..... 3,500

Within-grade salary advancements and other changes authorized by 5 U.S.C. 5331-5336 for "GS" employees compensated under "General Schedule" Pay Rates (Classification Act)..... 36,100

Increases (continued)

MANDATORY ITEMS (continued)

Increased Civilian Pay Act Costs This increase results from new pay rates established for "GS" employees by Executive Order 12165, and by Order of the Architect of the Capitol issued October 9, 1979 under authority of section 5307 of 5 U.S.C., effective the first pay period in October 1979. Full year cost, $134,900, less $132,100 requested as a Pay Supplemental for fiscal year 1980 -- or an additional amount of $2,800 required on a full-year basis for fiscal year 1981.....	$ 2,800
Overtime and Holiday Pay (5 U.S.C. 5544) increased from $292,700 to $350,200 resulting from base pay changes authorized by law and for proposed new positions.....	57,500
Contribution to Retirement Fund increased from $200,600 to $208,500, required by 5 U.S.C. 8334, resulting from increased base pay rates.....	7,900
Total Increase - MANDATORY ITEMS.....	$109,200

Increases (continued)

NEW POSITIONS REQUESTED

1 GS-12 Architectural Engineer	$ 24,700
1 GS-12 Architectural Historian	24,700
1 GS-12 Air Conditioning Engineer	24,700
1 GS-11 Electrical Engineering Technician	20,600
1 GS-11 Accountant	20,600
1 GS-9 Secretary (Legal)	18,700
1 GS-7 Computer Operator	14,000
1 GS-5 Clerk Typist	11,200
2 GS-5 Personnel Clerk	22,500
1 GS-4 Clerk Typist	10,100
1 GS-4 File Clerk	10,100
1 GS-4 Keypunch Operator	10,100
4 WG-12 Electronic Technician	77,800
Total - 17 new positions @ annual cost of	$289,800

It is requested that funds be allowed for 17 additional positions for fiscal year 1981 on the central professional, technical, administrative and clerical staff of the Architect of the Capitol. The increase in the permanent staff is justified by the broadened and expanded duties and responsibilities of the Architect which have occurred over the past several years, and as a result of efforts to improve our services to the Congress. Among the activities which have contributed to the increase in workload are:

A vast increase in the number and magnitude of in-house remodeling, alteration, and repair projects, and new installations, such as the remodeling of House Office Building Annex No. 2, installation of a Closed Circuit Televising system in the House, and architectural and engineering design and installation of support equipment required for the Senate Computer Center. Such activities have a direct bearing on the workload of our central office operations with respect to architectural and engineering analysis and design; legal; procurement, including contract administration; personnel; data processing; and accounting functions.

Increases (continued)

NEW POSITIONS REQUESTED (continued)

Acquisition, operation and maintenance of additional buildings as a part of the Legislative group of buildings, for example, House Office Building Annexes Nos. 1 & 2, Senate Office Building Annexes (a total of five) and the Senate Computer Center.

Increase in liaison activities with other Government agencies in order to keep abreast of the latest developments in such areas as solar energy, water conservation, preservation of buildings, conservation of works of art, and urban plans affecting the Capitol Hill surroundings.

Development and administration of an energy conservation program for the Capitol Complex.

Increase in the use and complexity of electronic equipment in connection with the security system, fire and life safety programs, and energy management.

All these additional duties and responsibilities placed upon the Architect have resulted and will continue to result in a much greater workload in the central office. I assure the Committee that we have given very careful study to our personnel requirements and are recommending only those positions which are considered absolutely necessary for the satisfactory performance of the duties established and directed by the Congress.

A list of the positions required with corresponding description of duties follows:

1 - Architectural Engineer, GS-12: This position is required to provide additional architectural engineering support with respect to the development of architectural working drawings for construction, interior and exterior alterations, restorations, additions and repair to existing buildings and structures, and space layouts to accommodate changing office and staff operational needs.

Increases (continued)

NEW POSITIONS REQUESTED (continued)

The Architectural Engineering Division is charged with preparing and/or reviewing architectural designs for major construction projects, and for alterations, additions, repairs, and restorations of existing buildings under the Architect's jurisdiction. Two current examples of this type of work are the preparation of ¼" scale drawings of Senate suites and office areas for the Senate Sergeant at Arms and the preparation of design drawings for the Longworth Cafeteria renovation for the House Committee on Administration. This work has been accomplished by four permanent architectural engineering and drafting positions; and four temporary positions, two of the latter have been in existence for seven years. It is the purpose of this request to convert one temporary position to a permanent position in recognition of the increased workload. Over 200 projects in FY 1979 required client contact, field surveys, preliminary studies, drawings and specifications, an increase of 33 percent over FY 1978. In addition to the above projects, there will be a significant increase in work connected with reviewing reports, recommendations, drawings and specifications prepared by Consulting Architects and Engineers in connection with the extension or restoration of the West Central Front of the Capitol; restoration and renovation of the Main and Thomas Jefferson Buildings, Library of Congress, and the studies and recommendations being conducted with respect to alterations and renovations to the Russell and Dirksen Senate Office Buildings.

1 - Architectural Historian, GS-12: This position is required to perform work in conserving and preserving, cataloging and researching of approximately 55,000 architectural and engineering drawings for the Capitol Buildings and Grounds, and the various other buildings under the jurisdiction of this office. Currently, these functions are being provided by a temporary employee. The Architectural Historian is responsible for providing professional leadership in coordinating activities with conservators at the Library of Congress in preserving approximately 1,700 earlier drawings of Latrobe, Walter, Olmsted and others so that the drawings will be properly maintained, and easier to handle and display safely. These priceless drawings are entrusted to the Architect's care and are considered by Museum Directors and art historians to be extremely valuable works of fine art, of great historic merit as well as essential working drawings.

54-689 - 80 - 16

Increases (continued)

NEW POSITIONS REQUESTED (continued)

This position is responsible for assuring the proper storage, protection and cataloging of architectural drawings so that they may be readily available to scholars and to architects and engineers involved in alteration, renovation, repair and improvement projects for buildings under the Architect's jurisdiction. The Architectural Historian performs research on architectural questions and assists structural engineers, architects, architectural historians and other parties interested in having access to the drawings. Since the Architect's office continues to generate drawings that must be considered in the context of history in the making, this position is essential to the preservation of our cultural heritage.

1 - Air Conditioning Engineer, GS-12: This position is required to assist in the planning, design, installation and continual evaluation of the energy conservation program relating to the heating and air conditioning of the buildings in the Capitol Complex. The main effort provided by the Air Conditioning Engineering Department is in the engineering design, planning, and management in the installation, modification, maintenance and operation of refrigeration and air conditioning systems throughout the Capitol Complex. In 1976, the Program for Energy Conservation for the Capitol Complex was initiated in an effort to reduce the energy used by all equipment. The Air Conditioning Engineering Department is responsible for this program since the greatest potential for a reduction in energy usage is in the heating and air conditioning equipment aspects of building operation.

Increases (continued)

NEW POSITIONS REQUESTED (continued)

In the Capitol Complex, there are approximately 400 central air conditioning systems with numerous local systems and subsystems which require more than 15,000 tons of refrigeration. The primary concern during the initial design and installation of these systems was occupant comfort and it was accomplished through the unrestricted use of energy. The investigation, research, and redesign work necessary to bring existing heating and air conditioning systems and operating procedures into line with today's energy usage standards, the compilation of data and the investigative work required so that practical decisions involving system and operational changes can be made, and the constant educational process to keep abreast of current technologies and highly sophisticated monitoring and control system design are the responsibility of the Air Conditioning Engineering Department. This position is required to develop and effectively oversee a continuing Program of Energy Conservation.

1 - Electrical Engineering Technician, GS-11: There is an urgent need for additional engineering assistance for the Electrical Engineering Department due to the addition of new buildings to the Capitol Hill Complex as well as the constantly increasing load due to modifications and alterations to existing facilities. The Electrical Engineering Technician will assist the Head, Electrical Engineering Department in the administrative, design and field supervision and inspection functions of that Department.

Currently these services are being provided by a temporary employee.

Increases (continued)

NEW POSITIONS REQUESTED (continued)

1 - Accountant (Inventory Control Specialist), GS-11: This request is made to establish a permanent position of Accountant (Inventory Control Specialist).

With the addition of various annexes, the complex Security System, the reasonably imminent opening of new buildings, the in-house construction efforts, and the day-to-day service and care of existing buildings, the task of controlling and managing the inventory for spare parts, supplies and materials, and equipment has become increasingly more difficult. It is necessary that our inventory program be managed by a person experienced in inventory procedures and computer methods and technology to attain proper accountability.

Our inventory consists of fixed assets, equipment, small tools and expendable supplies. Many of these items are universal and can be used in many areas for repairs and maintenance. Proper central control will allow for accountability and, at the same time, reduce the probability of duplicate orders and overstocking.

A computerized perpetual inventory system will be maintained, augmented by periodic physical inventories on a scheduled and unscheduled basis. A central location will answer all inquiries, establish a standard procedure for all appropriations and monitor all inventory activities, minimum/maximum inventory levels and required lead time for reordering. Reports will be prepared for Building Superintendents and other management personnel.

Increases (continued)

NEW POSITIONS REQUESTED (continued)

1 - Secretary, GS-9: This position is required to provide the principal secretarial and administrative support to the General Counsel and immediate members of the staff in that office who are engaged in providing legal services for the Architect of the Capitol in connection with construction, maintenance and general service operations. Since the establishment of the position of General Counsel in FY 1966, the workload of this organization has increased significantly as indicated by the need to add a Deputy General Counsel position in FY 1979, and the need to continue the employment of a full-time temporary attorney. This office has never been authorized a permanent position to provide clerical and secretarial support. A temporary employee presently serves as the secretary to the General Counsel and his staff. For many years the secretarial services for the Office of the General Counsel were provided by other secretaries on our staff, but the workload of that office is highly specialized and has reached the level where it was necessary to employ, on a temporary basis, a full-time secretary. Since the secretary to the Office of the General Counsel is required in the regular operation of the central office, and in view of the ever increasing workload in that office, the position should be authorized and funded as part of our permanent staff.

1 - Computer Operator, GS-7 and 1 - Keypunch Operator, GS-4: These two positions are required to support an expanded Data Processing Operation. Approximately three years ago, it was necessary that we increase our computer capacity and sophistication to improve, monitor and control all present and proposed managerial and fiscal programs. A brief description of those programs, accomplished and proposed, are: (1) conversion of payroll to a more modern and informative system, (2) development of programs for a shop drawing control system for our Construction Management Division so that management personnel can accurately track all submittals to them for approval by contractors working on various projects under the Architect's jurisdiction, (3) establishment of a program for a centralized inventory control system including a complete listing of the many thousands of parts, tools, supplies and materials stored throughout the various shops and supply rooms of the Capitol Complex of Buildings,

Increases (continued)

NEW POSITIONS REQUESTED (continued)

(4) conversion of the accounting system to improve procedures and to provide, on a new and/or current basis, pertinent information required by management to make sound, proper and prudent decisions, (5) proposed activities include a financial management plan, correspondence control, cost controls on special projects, and personnel programs, (6) preventive maintenance program including computerized ordering of replacement parts and devices, (7) energy management program for Hill-wide control of energy use, and (8) construction management scheduling and controls for new construction as well as alteration projects. In FY 1980 two permanent Computer Specialist positions were approved to accomplish systems analysis and programming work necessary for these new programs to make them operational. This has now expanded our need to employ additional personnel to operate the systems.

A Keypunch Operator, GS-4 is required to operate keyboard controlled machines (such as keypunch equipment and computer terminals) to transcribe or verify data in a form that can be used in the various computer programs.

A Computer Operator, GS-7 is required to operate the control console of the digital computer system by mounting paper, discs, tapes, etc., as required and running programs. The addition of this position is mandated by the need to operate the computer on a second shift in order to increase computer processing time by 100%.

Currently, there are temporary personnel assigned to the functions of these two positions.

Increases (continued)

NEW POSITIONS REQUESTED (continued)

1 - Clerk (Typist), GS-5: This position is necessary to provide back-up general clerical and secretarial support to the members of the Architect's architectural and engineering and administrative staff who are not presently provided with secretarial and clerical assistance. In the past, such assistance has been provided by the secretaries to certain key officials. However, these secretaries are no longer able to provide secretarial and clerical assistance on a current basis because of tremendous increase in office workloads. The incumbent of this position will provide such assistance and in addition, will provide overflow typing and clerical support for the regular secretaries and will substitute for those individuals during periods of annual and sick leave. Further, the incumbent of this position will serve as back-up to the Architect's central office receptionist in receiving and directing persons who call or visit the office, and will provide information in person or by telephone concerning the organization.

2 - Personnel Clerks, GS-5: These two positions are required for processing of such substantive personnel actions as accessions, transfers, promotions, pay changes, separations and terminations; counseling and processing actions in connection with the workers' compensation program, health and life insurance programs and matters concerning withholdings from employees' pay; preparing reports; and maintaining office files and records. The positions provide technical assistance and general support to seven professional personnel specialists engaged in providing personnel management functions and services for approximately 2,200 employees. In FY 1979, 3.6 clerical man years were required to accomplish the work of the Personnel Division. Much of this time was required to process 735 new appointments, 342 promotions and transfers, 574 within-grade increases, 2,455 pay adjustments and 396 terminations and resignations for a total of 4,502 personnel and pay actions for FY 1979. 4,400 such actions were processed in FY 1978.

Increases (continued)

NEW POSITIONS REQUESTED (continued)

Since 1976, there have been one permanent, and two temporary and one part-time temporary positions providing 3.6 man years of personnel clerical work. It is the purpose of this request to convert the two temporary positions to permanent positions. The requested Personnel Clerk positions are essential to this Division in maintaining servicing levels and in supporting the professional staff in implementing the many and varied programs necessary to maintaining a quality workforce in the servicing of the Congress. The Personnel Division is seriously understaffed to accomplish its mission. There is a significant need to provide permanent positions for the clerical capacity in support of developing, implementation, and maintenance of programs necessary to carry out the Division's mission.

1 - Clerk Typist, GS-4: This position will provide the principal clerical support for the staff of the Procurement Division, including telephone and reception services; maintenance of office filing systems; and typing of purchase orders, correspondence, reports, contracts, and specifications. The Procurement Division negotiates and administers contracts for purchase of supplies, materials and services. The professional and technical staff includes nine permanent positions which have been supported from time to time by temporary clerical assistance. At the present time there are two temporary clerk typists assigned to the Division. There has been a significant increase in the workload of the Division, resulting from the increased in-house remodeling, and alteration and repair projects. This has affected the amount of clerical work necessary in processing contracts, purchase orders and related correspondence. Further, with the completion and occupancy of the James Madison Memorial Building and House Office Building Annex #2, and operation of the enlarged Capitol Power Plant, we will require additional clerical assistance in connection with the procurement of maintenance goods and services for those activities.

It is the purpose of this request to convert one of the temporary positions into a permanent position.

Increases (continued)

NEW POSITIONS REQUESTED (continued)

1 - File Clerk, GS-4: This position is required to provide clerical assistance to the Head, Records Management in the care, maintenance and disposal of records. This will be the sole position other than the Head of this division. The File Clerk films, indexes, files, maintains logs and performs general clerical and typing work in connection with the microfilming process. This position will also assist in sorting and evaluating files, removing duplications, separating current and historical files, maintaining and caring for files, releasing files to authorized personnel, and following through to insure that borrowed files are returned. Also, will perform clerical work in accessioning, cataloging and caring for book and slide collections. Presently, there is a temporary employee assigned these functions.

The Architect's records management program was established in fiscal year 1974 to develop an improved records maintenance and retrieval system, an effective records disposal system, and a microfilming program. A significant facet of this effort is the microfilming of records and drawings to conserve storage space, and to allow for reproduction of documents. Because prior to establishing this function there was no systematic program to microfilm documents, there is now a great volume of historical documents as well as current documents to be microfilmed, including accounting and payroll records, architectural drawings, art and reference historical documents, contracting and purchasing documents, Senate Restaurant records and the everyday correspondence of the Architect's office. In FY 1978, 63,996 records were filmed while in FY 1979 211,706 records were microfilmed.

Increases (continued)

NEW POSITIONS REQUESTED (continued)

3 - Electronics Technicians, WG-12 and 1 - Electronics Technician, WG-12 (Energy Management Systems): The Electronics and Security Engineering Department is responsible for the design, installation, maintenance, repair, modification and operation of security systems throughout the Capitol Complex, fire and life safety systems, energy management computer logic systems, book and mail conveyor systems, and computer data and television cable distribution systems. General workload for the department has increased as all of these systems have increased in size and level of sophistication. As a result of this growth, there is increased workload in connection with: the fully computerized access monitoring system for all points of access at gates, doors and manholes throughout the underground utility tunnel complex; the Perimeter Access Control and Detection system installed at the Capitol Power Plant; and the cable and electronic equipment for televising of House floor proceedings and for data transmission in the Senate and House Office Buildings and annexes, House and Senate side of the Capitol, and in the Library of Congress will result in anticipated growth from 6,200 tap points to nearly 20,000 tap points requiring increased demands for preventive maintenance, final hook-ups, testing of new service connectors and emergency service.

In addition to the overall increase in workload connected with security and cable distribution systems, this department is in the process of accepting full service responsibility for the computer controlled book conveyor, security, fire and smoke alarm and control, and systems to control HVAC in the James Madison Memorial Building. Additionally, there is a need for mechanics to install computer logic controlled Energy Management and Conservation Systems that will control HVAC systems in all the buildings of the Capitol Complex. The first such installation was accomplished in the Supreme Court Building during FY 1979-80 and we are proceeding to make similar installations in each building in the Capitol Complex.

Increases (continued)

NEW POSITIONS REQUESTED (continued)

3 - Electronics Technicians, WG-12. In addition to assisting in the increased workload of the department, these positions are requested specifically to perform work resulting from acceptance of responsibility for the maintenance, repair, modification and operation of computer controlled book conveyor, security, fire and smoke alarm and control, and HVAC systems in the James Madison Memorial Building.

1 - Electronics Technician, WG-12 (Energy Management). This position is required to perform work in the design, operation, maintenance, trouble shooting, repair and installation of computer logic controlled Energy Management and Conservation System to control the operation of all HVAC systems.

Total Increase - NEW POSITIONS	$289,800	
TOTAL INCREASES		(+) $ 399,000
Total Estimate for 1981		$3,401,000

ESTIMATED OBLIGATIONS BY QUARTER
(Includes Proposed Pay Supplemental)

REGULAR ANNUAL APPROPRIATION: Salaries, Architect of the Capitol FISCAL YEAR 1980

	Object Classification	1st Quarter	2nd Quarter	3rd Quarter	4th Quarter	Total Obligations	% of Oblig. in 4th Qtr.
11	Personnel Compensation	$675,054	$632,871	$738,329	$696,146	$2,742,400	25.38
12	Personnel Benefits	65,379	61,293	71,508	67,420	265,600	25.38
21	Travel						
22	Transportation of Things						
23	Rent, Communications & Utilities						
24	Printing & Reproductions						
25	Other Services						
26	Supplies & Materials						
31	Equipment						
32	Land & Structures						
42	Insurance Claims & Indemnities						
	Estimated Reimbursements						
	Totals	$740,433	$694,164	$809,837	$763,566	$3,008,000	25.38

2.15A

ESTIMATED OBLIGATIONS BY QUARTER

REGULAR ANNUAL APPROPRIATION: Salaries, Architect of the Capitol FISCAL YEAR 1981

	Object Classification	1st Quarter	2nd Quarter	3rd Quarter	4th Quarter	Total Obligations	% of Oblig. in 4th Qtr.
11	Personnel Compensation	$757,793	$721,827	$841,923	$805,957	$3,127,500	25.77
12	Personnel Benefits	66,269	63,124	73,626	70,481	273,500	25.77
21	Travel						
22	Transportation of Things						
23	Rent, Communications & Utilities						
24	Printing & Reproductions						
25	Other Services						
26	Supplies & Materials						
31	Equipment						
32	Land & Structures						
42	Insurance Claims & Indemnities						
	Estimated Reimbursements						
	Totals	$824,062	$784,951	$915,549	$876,438	$3,401,000	25.77

215B

Program and Financing (in thousands of dollars)

Identification code 01–0100–0–1–801	1979 actual	1980 est.	1981 est.
Program by activities:			
10.00 General administration of all activities under the Architect of the Capitol (costs—obligations)	2,306	3,008	3,401
Financing:			
25.00 Unobligated balance lapsing	184	.....	.....
Budget authority	**2,490**	**3,008**	**3,401**
Budget authority:			
40.00 **Appropriation**	**2,382**	**2,836**	**3,401**
42.00 **Transferred from other accounts**	108	.....	.....
43.00 **Appropriation (adjusted)**	**2,490**	**2,836**	**3,401**
44.10 **Supplemental for wage-board pay raises**	.....	**30**	.....
44.20 **Supplemental for civilian pay raises**	.....	**142**	.....
Relation of obligations to outlays:			
71.00 Obligations incurred, net	2,306	3,008	3,401
72.40 Obligated balance, start of year	115	143	153
74.40 Obligated balance, end of year	−143	−153	−160
90.00 Outlays, excluding pay raise supplemental	2,278	2,833	3,387
91.10 Outlays from wage-board pay raise supplemental	.....	29	1
91.20 Outlays from civilian pay raise supplemental	.....	136	6

Object Classification (in thousands of dollars)

Personnel compensation:			
11.1 Permanent positions	1,957	2,450	2,777
11.5 Other personnel compensation	163	292	350
Total personnel compensation	2,120	2,742	3,127
12.1 Personnel benefits: Civilian	186	266	274
99.0 Total obligations	2,306	3,008	3,401

Personnel Summary

Total number of permanent positions	90	94	111
Total compensable workyears	92	102	121
Full-time equivalent of overtime and holiday hours	(5)	(8)	(10)
Average GS grade	10.32	10.33	9.93
Average GS salary	$20,912	$25,123	$24,189
Average salary of ungraded positions	$18,978	$21,049	$20,972

LIMITATION ON TRAVEL EXPENSES..... $20,000

This is not an appropriation, but a limitation on the total amount under all funds which may be expended by the Architect of the Capitol in any one fiscal year for travel. Travel is done in connection with public works and other construction projects; purchase, repair, or improvement of equipment; and visits to nurseries to inspect plant material. The amount of travel varies from time to time and is determined by the extent of the workload placed upon the Architect of the Capitol from year to year. The annual limitation of $20,000 has remained unchanged since fiscal year 1961.

Estimate 1981
Appro. Summary
Cont. Exp.

Contingent Expenses
Appropriation Summary

	Positions	Amount
1980 Total Appropriation.....	...	$210,000
1981 Total Appropriation Request.....	...	$210,000

CONTINGENT EXPENSES

1980 Appropriation in annual act	$210,000
Total Estimate for 1981	$210,000

The need for this appropriation for 1981 is explained more fully, as follows:

Purpose of Appropriation and Control Over Expenditures

An appropriation for "Contingent Expenses" has been provided annually since 1956, in order to facilitate the work performed by the Architect of the Capitol in behalf of the Congress; also, to enable the Architect to make surveys and studies and to meet unforeseen expenses in connection with activities under the care of the Architect.

From 1956 through 1972, the annual appropriation was $50,000. For the fiscal years 1973 and 1974, $75,000 was appropriated for each of those 2 years. For the fiscal year 1975, $140,000 was appropriated, which included $40,000 for rental of warehouse space and related expenses.

The item of $40,000 for rental of warehouse space was reduced from $40,000 to $20,000 due to the fact that in the fiscal year 1976 warehouse space for the storage of furniture and other items for the House was made available in House Annex #2 (formerly known as the FBI building), thereby eliminating the need for rental of such space in the warehouse at #10 P Street S.W. This, in turn, resulted in a reduction of the annual 1976 appropriation estimate from $140,000 to $120,000. An additional $201,000, to remain available until expended, was appropriated in the Second Supplemental Appropriations Act, 1976, or a total of $321,000 for 1976.

54-689 - 80 - 17

For the fiscal years 1977 and 1978, $120,000 was appropriated respectively in the regular annual acts. Additionally, $90,000 was appropriated for fiscal year 1977 in the Supplemental Act. For fiscal year 1978 a supplemental for $90,000 was approved. The total appropriation for both fiscal years was $210,000. The same amount was requested and allowed in fiscal years 1979 and 1980. Accordingly, the fiscal year 1981 request is predicated on the past three years demand and related costs. Since predominately all work performed under this appropriation is either an emergency and/or requires expeditious handling due to unanticipated conditions, it is recommended that approval of this request be continued on a "No Year" basis for 1981, as initiated in fiscal year 1979 and continued in 1980.

For the past 23 years, as an informal arrangement, major expenditures from this fund affecting the Senate have been made by the Architect with the approval in most cases of the Chairman of the Senate Committee on Appropriations, and from the Speaker for those expenditures affecting the House. There has thus been careful control over the use of this fund from its inception.

Expenses under this fund include such items as urgent need for modification of rostrums, erection and relocation of partitions; rearrangement and installation of additional lighting; installation and modification of public address systems in committee rooms; alterations to offices, committee rooms, and other areas to meet unanticipated requirements of Committees, Senators, and Members, and from other changes resulting from expanded personnel, more extensive use of office equipment, and rearrangement of existing facilities -- in an effort to alleviate, through temporary expediencies, overcrowded occupancy conditions and immediate need for additional accommodations; and for emergency repairs to mechanical equipment to prevent any prolonged disruptions to service resulting from delays necessarily incident to the securing of supplemental appropriations for items costing comparatively small amounts.

Obligations - Fiscal Year 1979

As indicated, for the fiscal year 1979, $210,000 was appropriated on a "No Year" basis in the regular annual act for Contingent Expenses. In addition, $187,081 of "No Year" prior years funding was also available for obligation in fiscal year 1979, providing a total of $397,081.

Of this total, $203,657 was obligated as follows:

Renovate corridor adjacent to H-303 and H-421, Capitol Building	$ 16,138
Install Radio Booth, House Radio - TV Gallery	4,542
Renovations to HT-59 and HT-61	46,285
Repairs to 8 inch water supply line, Loop System, Rayburn House Office Building	2,000
New doorways between Member suites and annexes, Longworth House Office Building	16,412
Remodel suites 814 through 822, House Office Building Annex #1	8,145
Install partition, room 2100, Rayburn House Office Building	814
Replace 6 inch water supply line to the domestic water system for the East Underground Garage	1,744
Master Plan for Future Development, Capitol Grounds	30,000
Appraisal of Square 693 South	1,000
Installation of partitions in B-353, Law Revision Counsel, Rayburn House Office Building	5,158
Renovate room 2359, Committee on Small Business, Rayburn House Office Building	1,644
Install partitions, room 2424, Rayburn House Office Building	200

Obligations - Fiscal Year 1979 (continued)

Construct office for Committee on House Administration, Lobby of House Annex #1	$ 1,425
Soundproof booths, Radio - TV Galleries, B-364, Rayburn House Office Building	113
Graphic system, Legislative Complex	11,250
Remove partitions and install benches, room S-128	26,458
Claim for change orders - two pyramid stones in connection with restoration of Old Senate and Supreme Court Chambers	600
Renovation to room ST-53, Capitol, Committee on Appropriations	5,698
Installation of a card identification system in Parking Lot 18, square 724	6,736
Rental of storage space, #10 P Street S.W. Public Law 93-180	17,295
Total Obligated - Fiscal Year 1979	$203,657

As of September 30, 1979, there remained available for obligation in fiscal year 1980 out of "No Year" funds, $193,424.

Program and Financing (in thousands of dollars)

Identification code 01-0102-0-1-801	1979 actual	1980 est.	1981 est.
Program by activities:			
10.00 Surveys and studies, rental of storage space, and unforeseen expenses in connection with all activities under the Architect of the Capitol (costs—obligations)	204	403	210
Financing:			
21.40 Unobligated balance available, start of year	—187	—193	.....
24.40 Unobligated balance available, end of year..	193	.....	.....
25.00 Unobligated balance lapsing	.....	.....	.....
40.00 **Budget authority (appropriation)**	**210**	**210**	**210**
Relation of obligations to outlays:			
71.00 Obligations incurred, net	204	403	210
72.40 Obligated balance, start of year	43	40	.....
74.40 Obligated balance, end of year	—40	.....	.....
77.00 Adjustments in expired accounts	.....	.....	.....
90.00 Outlays	207	443	210

Object Classification (in thousands of dollars)

23.2 Communications, utilities, and other rent	17	60	60
25.0 Other services	187	343	150
99.0 Total obligations	204	403	210

OBJECT CLASSIFICATION

[In thousands of dollars]

Item	1979 actual	1980 estimate	1981 estimate
25.0 Other services:			
Renovation to corridor adjacent to H–303 and H–421 in Capitol	16		
Install radio booth, House Radio TV Gallery	5		
Renovations and improvements to Rooms HT–59 and HT–61	46		
Remove partitions and install benches, Room S–128	26		
Repair 8 inch water supply line, Loop System, Rayburn House Office Building	2		
Claim—P. A. Fiebiger—restoration Old Senate Chamber (2 pyramid stoves)	1		
Replace 6 inch water supply line, East Underground Garage	2		
New doorway between members suites and annexes, Longworth House Office Building	16		
Remodel Suites 814 through 822, House Office Building Annex No. 1	8		
Install partitions, Room 2100, Rayburn House Office Building	1		
Committee on Appropriations, renovate Room ST–53—Capitol	6		
Card ID system Parking Lot 18, Square 724	7		
Appraisal Square 693 South	1		
Master Plan, Future Development, Capitol Grounds and Related Areas	30		
Law Revision Counsel—installation partitions, B–353, Rayburn House Office Building	5		
Committee on Small Business, renovate Room 2359, Rayburn House Office Building	2		
Graphics system, Legislative Complex	11		
Committee on House Administration, construct office, Lobby Annex No. 1	2		
Total, other services	187		

Estimate 1981
Appro. Summary
Capitol Buildings

Capitol Buildings
Appropriation Summary

	Positions	Amount
1980 Appropriation in annual act	215	$7,394,000
1980 Supplemental for Wage-Board pay raises	...	226,000
1980 Supplemental for Civilian Pay Act raises	...	82,000
Total appropriations - 1980	215	$7,702,000

	Positions	Amount		
1980 Nonrecurring Deductions				
Deduction for Additional Excess Day (Leap Year)	...	$ 11,000		
Improvement of Illumination and Moderization of Electrical Wiring in the Capitol; 10th year allotment under approved program	...	50,000		
Replacement of Air Conditioning units S-18, S-18A and PS-3, Senate Terrace, Room ST-52	...	45,000		
Preservation of Historic Drawings	...	50,000		
Replacement and Repair to Roofing and Guttering, House and Senate Sides of Capitol	...	180,000		
Replace Roof over Attic Plenum, Senate Side	...	275,000		
Painting Dome and Exterior Woodwork of all Windows, except those in West Central Section and Terraces	...	145,000		
Installation of Additional Equipment, Capitol Complex Security System	...	120,000		
Micrographic Equipment	...	17,200		
Total 1980 Nonrecurring Deductions			...	893,200
Total 1981 Base			215	$6,808,800

Capitol Buildings
Appropriation Summary
(continued)

	Positions	Amount	Positions	Amount
Increases				
Mandatory Items				
Wage Rate Increases, Wage Board Employees, October 1979 Pay Raise	...	$ 10,100		
Within-grade Promotions, Wage Board Employees	...	15,600		
Within-grade Salary Advancements and other Changes, GS Employees	...	8,800		
Increased Civilian Pay Act Cost, October 1979	...	900		
Overtime and Holiday Pay	...	21,200		
Contribution to Retirement Fund	...	2,400		
Payment to Employees' Compensation Fund	...	125,700		
Total Mandatory Items			...	$ 184,700
New Positions				
GS-9 Service Officer	2	34,100		
WG-9 Painter	2	33,500		
WG-9 Sign Maker	1	16,800		
Total New Positions			5	84,400
Annual Recurring Maintenance				
Maintenance and Repair, Lighting System, Grounds, and Floodlighting Capitol Dome	...	39,200		
General Annual Repairs and Alterations	...	14,000		
Maintenance Air Conditioning System	...	3,000		
Supplies and Materials	...	30,000		

Estimate 1981
Appro. Summary #3
Capitol Buildings (continued)

Capitol Buildings
Appropriation Summary
(continued)

	Positions	Amount	Positions	Amount
Annual Recurring Maintenance (continued)				
Maintenance and Rental of Office and Computer Equipment	...	$ 23,000		
Equipment:				
Annual	...	2,000		
Replacements and Improved Facilities, House Restaurants	...	7,700		
Replacements and Improved Facilities, Senate Restaurants	...	12,000		
Maintenance of Security System	...	150,200		
Total Annual Recurring Maintenance			...	$ 281,100
Nonrecurring Items				
Cyclical Maintenance				
Replacement of Worn Minton Tile, Senate Wing	...	196,000		
Improvement of Illumination and Modernization of Electrical Wiring in the Capitol Building: 11th year allotment under approved program	...	50,000		
Preservation of Historic Drawings	...	50,000		
Total Cyclical Maintenance	...	$296,000		

Capitol Buildings
Appropriation Summary
(continued)

	Positions	Amount	Positions	Amount
Nonrecurring Items (continued)				
Continuing and Initiating Other Programs				
New Bronze Handrails, House Chamber - Gallery	...	$ 185,500		
Installation of Additional Equipment, Capitol Complex Security System, Office Intrusion Alarm System ($107.0); X-ray Inspection System ($695.5)	...	802,500		
Purchase of Electrical Testing Equipment	...	25,000		
Micrographic Equipment	...	7,000		
Total Continuing and Initiating Other Programs	...	$1,020,000		
Total Nonrecurring Items			...	$1,316,000
Total Increases			5	$1,866,200
Total Estimate for 1981			220	$8,675,000

CAPITOL BUILDINGS -- (Net Increase for 1981.....$973,000)

1980 Appropriation in annual act	$ 7,394,000
1980 Supplemental for Wage-Board pay raises	226,000
1980 Supplemental for Civilian Pay Act raises	82,000
Total appropriations - 1980	$ 7,702,000

Deductions - Nonrecurring Items

Deduction for additional excess day (Leap Year)	$ 11,000	
Improvement of illumination and modernization of electrical wiring in the Capitol -- 10th year allotment under program	50,000	
Replacement of air conditioning units S-18, S-18A and PS-3, Senate Terrace, room ST-52	45,000	
Preservation of historic drawings	50,000	
Replacement and repair to roofing and guttering, House and Senate sides of Capitol	180,000	
Replace roof over attic plenum, Senate side	275,000	
Painting Dome and exterior woodwork of all windows, except those in West Central Section and Terraces	145,000	
Installation of additional equipment, Capitol Complex Security system	120,000	
Micrographic equipment	17,200	(-) 893,200
Base for 1981		$ 6,808,800

Estimate 1981
#2 - Cap. Bldgs.

Increases

MANDATORY ITEMS

Wage-Rate Increases
Authorized by 5 U.S.C. 5343, 5344, 5349: Increase, determined as a result of surveys commenced on August 14, 1979, resulting in new wage rates effective October 21, 1979, under the Federal Wage System, affecting 146 Wage-Board employees carried under this appropriation, paid at new October 1979 rates for 11 months in fiscal year 1980 and required to be paid at such rates for 12 months in fiscal year 1981. Full year base pay cost of October 1979 increase, $180,300, less amount of $170,200 requested as a 1980 Pay Supplemental to cover costs in fiscal year 1980 -- Additional amount required for fiscal year 1981..... $ 10,100

Within-grade promotions authorized under the Prevailing Rate System for Wage-Board employees compensated under such system..... 15,600

Within-grade salary advancements and other changes authorized by 5 U.S.C. 5331-5336 for "GS" employees compensated under "General Schedule" Pay Rates (Classification Act)..... 8,800

Increased Civilian Pay Act Costs
This increase results from new pay rates established for "GS" employees by Executive Order 12165, and by Order of the Architect of the Capitol issued October 9, 1979 under authority of section 5307 of 5 U.S.C., effective the first pay period in October 1979. Full year cost, $72,700, less $71,800 requested as a Pay Supplemental for fiscal year 1980 -- or an additional amount of $900 required on a full-year basis for fiscal year 1981..... 900

Increases (continued)

MANDATORY ITEMS (continued)

Overtime and Holiday Pay (5 U.S.C. 5544) increased from $718,300 to $739,500, resulting from base pay changes authorized by law and for the proposed new positions..... $ 21,200

Contribution to Retirement Fund increased from $260,900 to $263,000, required by 5 U.S.C. 8334, resulting from increased base pay rates..... 2,400

Payment to Employees' Compensation Fund increased from $440,200 to $565,900. This item represents an increase of $125,700 over the amount of $440,200 allowed for 1980. The item varies from year to year and covers the cost of the government's payment to the Employees' Compensation Fund, required by 5 U.S.C. 8147 (b), which requires each agency to include in its annual budget estimates a request for an appropriation in an amount equal to the amount paid from the Employees' Compensation Fund to provide benefits to employees of the agency during the preceding year on account of service-connected injury or death..... 125,700

Total Increase - MANDATORY ITEMS..... $184,700

Increases (continued)

NEW POSITIONS REQUESTED

2 GS-9 Service Officer	$ 34,100
2 WG-9 Painter	33,500
1 WG-9 Sign Maker	16,800
Total - 5 new positions @ annual cost of	$ 84,400

2 - Service Officers, GS-9: These positions are requested to assist the Supervising Engineer and Assistant Supervising Engineer of the Capitol Building in the performance of their duties; namely, responsibility for the supervision and direction of the structural and mechanical care of the Capitol Building, and the domestic care of the central portion of the Capitol, and certain other offices and areas as assigned.

It is proposed to cover two shifts with these positions. I intend to keep the Supervising Engineer's Office open later than usual to be able to respond to the requests and problems that arise after normal working hours. This is especially important when the Congress is in session late into the night and during the period Easter to Labor Day when the Capitol remains open to the public until 10:00 p.m. At the present time we require one of our Engineers to remain on duty on an overtime basis to handle these late evening responsibilities.

Primarily, the two positions are needed to act as liaison between their supervisors by receiving service requests from Members, their staffs and committee staffs, and other building occupants; to determine necessary action required for fulfillment of requests; escorting and admitting authorized persons into various rooms and areas of the building as directed; and to be responsible for manning the office when supervisors are out. In the case of the night shift employee, emphasis will be on handling emergency situations and documenting and carrying out to completion those requests that can be done at a later date, either scheduled or semi-emergency.

Increases (continued)

NEW POSITIONS REQUESTED (continued)

2 - Painters, WG-9: Presently, the Paint Shop staffing consists of three permanent positions, a Painter Supervisor, Assistant Painter Supervisor and Painter, and three full-time temporary positions, two Painters and a Painter Helper. This staff is supplemented by the hiring of temporary painters at union scale which is substantially higher per hour than our "in-house" wage-board scale. Using fiscal year 1979 rates for comparison; $13.59 to $8.41 for union versus wage-board, clearly indicates that for any given period you could obtain approximately one-third more man-hours of work by hire of permanent "in-house" wage-board personnel. During the past two fiscal years 1978 and 1979, there have been approximately 6,700 and 6,300 union man-hours employed, respectively. Therefore, two Painter (WG-9) positions are requested for fiscal year 1981 to provide for the proper maintenance and preservation of the Capitol Building, including a large amount of work of a highly ornamental and decorative nature.

1 - Sign Maker, WG-9: There is justified and proposed in this appropriation request an amount of $15,000 under "Supplies and Materials" to initiate and equip a single graphic production facility for all Hill agencies, except the Library of Congress, in a central location to be determined.

If this program is approved, a Sign Maker position will be needed to fabricate all of the graphically designed signs which will be aesthetically appropriate to their designated placement and usage.

Increases (continued)

OTHER INCREASES - ANNUAL RECURRING ITEMS

Maintenance and repair, lighting systems, grounds, and floodlighting Dome of Capitol increased from $50,000 to $89,200..... $39,200

This allotment provides for the maintenance, operation and repair of all of the lighting systems on the Capitol Grounds; the equipment and lighting circuitry required for the Capitol Dome floodlighting; the motor control center and electrical systems related to display fountains and circulating pumps, and other miscellaneous units.

Additionally, there have been and continue to be hundreds of thousands of feet of communication cable installed throughout the Capitol Complex for such new systems as the Community Antennae Television and Data Information Communications. This, of course, requires funding for maintenance.

Accordingly, the portion of this request associated with the aforementioned systems, and needed on an annual basis, amounts to $71,000 -- and represents an increase of $21,000 over the current base of $50,000.

Also, included is a request for $18,200 to purchase 202 ballasts and high intensity discharge lights to convert from incandescent the remaining lighting standards located along the streets bordering the open areas to the North of the Senate Office Buildings. An area north of the Senate fountain was relighted, on a trial basis, and has proven to be very successful, especially from the standpoint of providing twice as much candlepower for an approximate savings in energy consumption of 15 percent.

Increases (continued)

OTHER INCREASES - ANNUAL RECURRING ITEMS (continued)

General annual repairs and alterations increased from $66,000 to $80,000..... $ 14,000

This allotment is required annually and provides for recurring repairs and alterations needed for the general structural care and maintenance of the building and its equipment -- such as carpentry, concrete, masonry, machinery, equipment, electrical, sheet metal work, minor roof and skylight work, plumbing, plastering, brickwork and venetian blinds.

The increase requested for 1981 is to meet projected expanded needs and escalation. Actual expenditures for fiscal years 1978 and 1979 were $60,735 and $80,230 respectively.

Maintenance, air-conditioning system increased from $26,000 to $29,000..... 3,000

This allotment provides for the maintenance of all of the air conditioning equipment in the Capitol, including such annually recurring items as filters, oil, grease, cleaning equipment, tools, paint, refrigerant; cleaning kitchen ducts, hoods, and other parts of the kitchen exhaust systems in the House and Senate Restaurants in the Capitol; cooling and heating coil replacements; maintenance and repair of refrigeration machines and other appurtenant equipment.

The increase of $3,000 for 1981 is requested to meet rising cost of items procured under this allotment. Following is a general breakdown of the program needs for fiscal year 1981.

54-689 - 80 - 18

Increases (continued)

OTHER INCREASES - ANNUAL RECURRING ITEMS (continued)

Breakdown of Estimate

Air filter replacements	$ 9,700
Oil, grease, cleaning equipment, tools, paint, refrigerant, and miscellaneous	4,100
Kitchen exhaust system: cleaning and repairs	3,000
Cooling and heating coil replacements	4,500
Maintenance and repair of refrigeration machines and appurtenant equipment	7,700
Total	$29,000

Supplies and Materials increased from $145,000 to $175,000 ..... $30,000

This allotment provides for carpentry, electrical, plumbing, hardware, cleaning, heating and ventilating, and general miscellaneous supplies for the care of the Capitol Building, including incandescent lamps and fluorescent tubes; also stationery, office supplies and reference books, and Sanitarian's supplies.

Of the total increase requested for 1981, $10,000 represents a 7 percent increase to bring the allotment more closely in line with projected and expanded needs. The amounts actually obligated for the past 3 fiscal years are; $138,800 for 1977, $156,926 for 1978, and $178,946 for 1979.

In addition, $5,000 is included to finance the projected supply needs of the microfilming process commenced with equipment purchased with fiscal year 1979 funds. Additional equipment will be purchased in 1980 with approved funding, and hopefully, concluded in 1981 with the pending funds contained in this appropriation.

Increases (continued)

OTHER INCREASES - ANNUAL RECURRING ITEMS (continued)

The remainder of $15,000 is requested to provide funding for the following new program.

As in the case of all new structures on Capitol Hill, the design and construction of the James Madison Memorial Library, Hart Senate Office Building, House Office Building Annex #2 modernization, the provision of facilities for the Physically Handicapped, and Capitol Power Plant addition all included graphic design, procurement and installation of complete signage systems. In view of the often inappropriate, inconsistent or undignified appearance of the thousands of signs on Capitol Hill, the procurement of so many signs at once offered a rare opportunity to devise a new Hill-wide graphic design system, providing a consistent and high quality of design, aesthetically appropriate to the classic monumentality of the older buildings and at the same time functional and contemporaneous to the new buildings.

It appeared that with the increasing number of tourists and other vistors, including the handicapped with their special needs, an active program was required to improve the situation.

Accordingly, a comprehensive system of direction signs, fixed maps, handout maps and other graphic material for the guidance of the estimated 4.4 million annual visitors to Capitol Hill has been devised.

The new system resolves the problem of different systems of numbering rooms in every building, as well as different designs of letters and numbers, all of which contribute to the confusion and disorientation of visitors and staff alike.

Increases (continued)

OTHER INCREASES - ANNUAL RECURRING ITEMS (continued)

In addition, the new facilities for the physically handicapped in all buildings will be given clear identification of their purpose and location, responding to the special needs of the users.

The system design is now complete, has been presented to the House Office Building Commission and the Committee on Senate Rules and Administration, and is being applied in the aforementioned new buildings.

In the new buildings, installation of initial signage under the new system is, of course, funded by the building construction appropriations. However, costs of maintenance and routine replacements occasioned by changes of tenancy after occupancy have in the past been borne by the various building maintenance appropriations. Though the cost of a complete retrofit of the existing buildings with new signs has not been considered justifiable until such time as a major restoration or modernization is authorized, it is intended that routine replacements should be provided in the new system rather than to continue in the old inconsistent systems. As a part of the graphic study we have determined that over 5,000 signs per year are presently required and made in House Office Buildings, Senate Office Buildings and the Capitol. Approximately 2,300 additional signs are made as a separate function in and for the Library of Congress. If procured from commercial sources equipped to produce them, these replacement signs, excluding the Library of Congress, are estimated to cost approximately $38,000 per year for labor and materials. None of the seven locations where signs are presently made are equipped to produce the new Hill-wide design; however if a single facility were so equipped, labor and material is estimated to cost $20,000 and the necessary equipment a one time cost of $15,000, thus a saving of $3,000 would result during the first year, and approximately $18,000 would be saved during each succeeding year. Production of signs in paint and carpentry shops would be terminated, and personnel, presently assigned part time to this duty, would be utilized elsewhere.

Accordingly, the recommended funds will be used to equip a single graphic production facility for all Congressional agencies, except the Library of Congress, in a central location in the Architect's office.

Increases (continued)

OTHER INCREASES - ANNUAL RECURRING ITEMS (continued)

Maintenance and rental of office and computer equipment increased from $168,000 to $191,000..... $23,000

This allotment is required annually to cover the cost of maintenance, rental, and service contracts required to provide and keep in good operating condition the business machines and other office equipment, including automatic data processing equipment requiring the services of specialists in the electronic field for proper maintenance and adjustment of this highly sophisticated equipment.

The amount of $191,000 requested for 1981 is based on the following breakdown:

Breakdown of Estimate

Rental, servicing, and programming of automatic data processing-computer equipment.....	$163,900
Rental and servicing of microfilm equipment.....	3,900
Rental and servicing of IBM and servicing of Xerox copier equipment.....	11,700
Servicing and repair of typewriters.....	2,500
Servicing and repair of multilith, addressograph, itek, card punch, card sorter, and other miscellaneous office equipment.....	7,800
Servicing of Magnetic Card A and Magnetic Card II typewriters.....	1,200
Total.....	$191,000

Increases (continued)

OTHER INCREASES - ANNUAL RECURRING ITEMS (continued)

Annual equipment increased from $4,000 to $6,000..... $ 2,000

This allotment provides for purchase and replacement of office equipment and furnishings for those offices in the Capitol Building occupied by employees of the Architect of the Capitol.

The last increase of $900 for this allotment was made in fiscal year 1978. Due to the increasing age and rising costs of replacements, it is requested that to provide a more realistic amount for this allotment a $2,000 increase is required.

Replacements and improved facilities, House Restaurants - carried under "Equipment" allotment, increased from $6,000 to $13,700..... 7,700

This allotment continuously fluctuates as is evidenced by the following appropriations: fiscal year 1977 - $10,000, fiscal year 1978 - $20,000, fiscal years 1979 and 1980 - $6,000 each year, and the current requested amount for fiscal year 1981 of $13,700.

Equipment replacements for restaurants on the House side of the Capitol are made, as necessary, due to age, wear and tear of such equipment.

The $13,700 represents an amount estimated for identified replacements of House Restaurant equipment, recommended by the Committee on House Administration.

Increases (continued)

OTHER INCREASES - ANNUAL RECURRING ITEMS (continued)

Replacements and improved facilities, Senate Restaurants - carried under "Equipment" allotment, increased from $17,000 to $29,000..... $ 12,000

For 1980, $17,000 was allowed under this head for replacement of restaurant equipment in the Senate Restaurants in the Capitol, as such replacements become necessary due to age, wear and tear of such equipment. As is the case for the prior item for House Restaurants, this request also fluctuates on an annual basis.

The $29,000 requested for fiscal year 1981 is needed for those identified items due for replacement.

Maintenance of Security System, Capitol Complex, increased from $488,600 to $638,800..... 150,200

Pursuant to the provisions of H. Con. Resolution 550, 92nd Congress, agreed to September 19, 1972, as amended by the Supplemental and Second Supplemental Appropriations Acts, 1973, and the Second Supplemental Appropriations Act, 1975, security systems are now in operation in the Capitol, Senate Office Buildings, House Office Buildings, Senate and House Garages, Capitol Power Plant tunnels and distribution systems, subways and other enclosed passageways connecting two or more of the buildings comprising the Capitol Complex. Under subsequent funding allowed a surveillance system was authorized and installed at the Capitol Power Plant, which, of course, resulted in additional maintenance cost.

Increases (continued) OTHER INCREASES - ANNUAL RECURRING ITEMS (continued)

The security system installed in the Capitol Complex consists of a closed circuit television system consisting of a series of strategically located closed circuit television cameras so designed as to be unobtrusive, but with the capability of surveying the corridors and passageways at all hours; an intrusion detection system for the chilled water and steam distribution tunnels; and a parcel inspection system designed to utilize low voltage, film-safe X-rays, to permit the inspection of parcels, briefcases, and other items, which displays a picture on a television screen of the contents under examination and relates to the operator any potential hazards.

For the fiscal year 1977, an annual allotment of $300,000 was established and allowed for normal replacement of consumable supplies and other items, such as TV and X-ray tubes, detection units, video tape recorders, micro and magnetic switches, generators, and controllers, required for maintaining and keeping in operation the security system now installed.

For the fiscal year 1978, the annual allotment was increased to $358,700, due, primarily, to the need to replace certain critical equipment, such as four major motion detection units.

For the fiscal year 1979, the annual allotment was increased to $488,600, due, primarily, to the replacement of 3 cameras, repair and replacement of components of the Intrusion Alarm System, and change-over to more effective computer control in the X-ray Parcel Inspection System. Fiscal year 1980 was continued at the same level, $488,600.

For the fiscal year 1981, it is requested that the annual allotment be increased from $488,600 to $638,800, due, primarily, to the necessary updating and modifications of 5 X-ray inspection units. The associated estimated cost to accomplish this work is $125,000. If approval of this request is forthcoming, then the remaining 5 units will be included in fiscal year 1982 for update and modification.

Total Increase - ANNUAL RECURRING ITEMS..... $281,100

Increases (continued)

OTHER INCREASES - NONRECURRING ITEMS

Cyclical Maintenance

Replacement of Worn Minton tile, Senate wing..... $196,000

The existing Minton floor tiles were manufactured by the Minton Company of Stoke-upon-Trent, England, between 1856-1859, and were installed throughout the Capitol during that time. Because most of these tiles have endured almost daily wear for nearly 120 years, some tiles in heavily traveled areas have worn to the extent that the decorative design has become unrecognizable, and the tiles themselves are badly cupped creating an uneven floor surface. Over the past 20 years an effort has been made to locate a manufacturer who can reproduce these tiles.

The original Minton Company, now owned by another company, has preserved its manufacturing records and the process by which the existing tiles were made has been revived. Staff from the Architect's office have identified those tiles requiring replacement, and a total cost of approximately $1,500,000 has been estimated for the complete tile replacement program.

Of that $1,500,000 total cost, the fiscal year 1981 request of $196,000 will provide for the replacement of tiles in the Senate wing, first floor. This funding is requested on a "No Year" basis, as the manufacturing and installation of these tiles will take between 1-2 years. The balance of this program will be requested in future years.

Increases (continued)

OTHER INCREASES - NONRECURRING ITEMS (continued)

Cyclical Maintenance (continued)

Improvement of illumination and modernization of electrical wiring in the Capitol -- 11th year allotment under program..... $50,000

Under funds, totaling $2,900,000 provided for such purpose under the Extension of the Capitol appropriations, a major program was carried forward during the period 1958 to 1966, of improvement of the illumination and wiring in the Capitol Building.

Under this program, 154 offices, hearing rooms and dining areas in the Capitol were provided with improved illumination and wiring, as were also many public areas such as the Brumidi corridors on the first floor of the Senate Wing, the Hall of Columns on the first floor of the House Wing, the Crypt directly under the Rotunda, the connecting corridors on the first and second floors and the corridors on all floors in the central portion of the building. Upon completion of work under this program, there remained to be performed in other areas of the Capitol similar work estimated to require expenditures totaling in the neighborhood of $500,000, spread over a period of 5 years.

An appropriation of $100,000, as a first year allotment under the proposed 5-years program, was provided under the "Capitol Buildings" appropriation for the fiscal year 1967. Work under the 1st year allotment had to be performed over a 4-year period, instead of a 1-year period as contemplated, due to the fact that with the exception of short recesses Congress remained in session from January 10, 1967 to December 15, 1967, from January 15, 1968 to October 14, 1968, from January 3, 1969 to December 23, 1969, and from January 19, 1970 to January 2, 1971. Due to the disruptive nature of work required in connection with this phase of the project, only a limited amount of the work could be performed in each of these years within the recess or other working periods available.

Increases (continued)

OTHER INCREASES - NONRECURRING ITEMS (continued)

Cyclical Maintenance (continued)

Work accomplished under the $100,000 allowed for 1967 included installation of ornamental bronze chandeliers in the east corridor leading to the Speaker's Office and in the west corridor of the House Wing in front of the House Appropriations Committee's suite -- all on the second floor; installation of new lighting and complete rewiring in one private office in the Senate Wing; completion of design and installation of a new chandelier in the connecting corridor in the Senate Wing, second floor, and of a new chandelier in the connecting corridor in the House Wing, second floor; installation of a newly purchased small chandelier at the north entrance of Statuary Hall; completion of design of two specially fabricated ornamental chandeliers for installation at the portico entrances to the House and Senate Wings. The work performed under this allotment also included preliminary studies for improving the illumination of the Capitol Dome and preliminary studies for new lighting installations for the large lobby just south of the Senate Chamber and the main corridor extending north from the House Chamber.

A second allotment of $100,000 was allowed for the fiscal year 1971 for continuation of the improved lighting and wiring program. Under this appropriation, made available until expended, the following was accomplished during the two year period July 1, 1970 to June 30, 1972. Twenty specially-designed bronze outdoor ornamental lanterns were procured and installed on the Senate and House Wing porticoes; ornamental chandeliers were procured and installed in the Speaker's Lobby and the Member's Retiring Room, in the House Administration Committee Hearing Room, and two other rooms, and the wiring was renewed where the new lighting installations were made and in several other areas; also lamps for the fixtures were procured.

Under a third year allotment of $50,000 for continuing the improved lighting and wiring program, due to the length of the Congressional session only a part of the scheduled work could be performed.

Increases (continued) OTHER INCREASES - NONRECURRING ITEMS (continued)

Cyclical Maintenance (continued)

Under a fourth year allotment of $100,000 allowed for 1974 and a fifth year allotment of $100,000 allowed for 1975, improved lighting has been installed in the Rotunda and in Statuary Hall, in the Senate and House second and third floor corridors, and in other miscellaneous areas.

Under a sixth year allotment of $157,200 allowed for 1976, a transition quarter allotment of $12,500, prior "No Year" balance of $35,500, and 1975-76 reappropriation of $95,000, improved lighting was installed in the House Chamber; 4 new chandeliers were installed on the second floor, south corridor, adjacent to the Senate Chamber; 37 bronze chandeliers on the second and third floor corridors, adjacent to the House and Senate Chambers, were installed; and 10 chandeliers have been installed in the west central front corridors on the second floor.

Under a seventh year allotment of $50,000 allowed for 1977, work included the purchase and installation of 10 chandeliers in the west central corridors, third floor, and other miscellaneous improvements.

Under an eighth year allotment of $40,000 allowed for 1978, there were improvements made to lighting in elevator lobby, House side second floor and in other miscellaneous areas where old lighting fixtures existed.

Under a ninth year allotment of $50,000 allowed for 1979, there was improved illumination in elevator lobby, East Front, Senate Wing, second floor and in other miscellaneous areas where improvements are required.

Under a tenth year allotment of $50,000 allowed for 1980, there will be improved illumination in elevator lobby, East Front, Senate Wing, third floor and staircase from basement, Senate side, west central section to third floor and in other miscellaneous areas where improvements are required.

For 1981, an eleventh year allotment of $50,000 is requested for providing improved illumination in elevator lobby, East Front, House Wing, third floor; for the replacement of missing and broken crystal in ornamental chandeliers in the Capitol; and for improvements in other miscellaneous areas.

Increases (continued)

OTHER INCREASES - NONRECURRING ITEMS (continued)

Cyclical Maintenance (continued)

Preservation of historic drawings..... $50,000

In 1977, $35,000 was allowed as the first year allotment under a 2-year program for preservation of historic drawings in the custody of the Architect of the Capitol.

For 1978, $37,000 was allowed to complete this program. However, some delay was encountered in commencing the actual physical conservation process; thereby necessitating an additional request and approval of $11,000 for fiscal year 1979. It should be emphasized that this did not represent an increase to the original two year cost projection and allowance of $72,000, but a replenishment of the funding for fiscal year 1977 that could not be obligated due to the delay. The work is being done, on a reimbursable basis, by the Library of Congress through use of document conservation laboratories of the Library.

The Committee may recall that the Architect of the Capitol is custodian of all architectural and engineering drawings for the Capitol Buildings and Grounds, left in his care by previous Architects of the Capitol.

The earlier drawings of Latrobe, Walter, Olmsted and others, are considered by Museum Directors and art historians to be extremely valuable works of fine art, of great historic merit. Though they have received meticulous care and protective measures over the years, they are extremely fragile and subject to the crumbling of old age. Their slow deterioration has reached a stage that urgently requires modern scientific methods of preservation to assure their continued existence. A list of those drawings is available.

Increases (continued) OTHER INCREASES - NONRECURRING ITEMS (continued)

Cyclical Maintenance (continued)

As previously stated, before submitting the original request, preservation experts were consulted not only at the Library of Congress, but also at the National Archives, the Smithsonian, the National Gallery, two private institutions (Cooperstown and New York University), the Fogg Museum of Art at Harvard, and the National Bureau of Standards.

These officials were unanimous in their recommendations that the preservation work be done at the Library of Congress under the direction of Dr. Peter Waters, formerly of the British Museum and internationally known for his work in restoring the rare documents damaged in the Florence flood.

The necessary language to have this work done by the Library on a reimbursable basis, contained in the 1977, 1978, and 1979 Legislative Branch Appropriation Acts, and for 1980 in the Legislative Branch Appropriation Bill, Report No. 96-245, has been continued in the 1981 Budget request, as presented to the Congress in the 1981 printed Budget.

Last year it was brought to our attention, by correspondence from the Librarian, that the samples used for cost projection purposes in 1974, according to which previous appropriations were made, were not a true representation of the overall condition of the 1,710 drawings and two bound volumes to be preserved.

Therefore, a more thorough examination of each drawing was concluded and revealed that many of the drawings will require more extensive and costly treatment than the original samplings required.

It has thus been concluded that to preserve all items will require an additional $50,000 for 1981. If the work progresses as scheduled an additional request in fiscal year 1982 will conclude this program.

Total Cyclical Maintenance..... $296,000

Increases (continued)

OTHER INCREASES - NONRECURRING ITEMS (continued)

Continuing and Initiating Other Programs

New bronze handrails, House Chamber - Gallery..... $185,500

For 1981, an amount of $185,500 is requested to be appropriated on a "No Year" basis for the purpose of procuring and installing bronze handrails in the Gallery of the House Chamber.

The recommended areas for placement of bronze railings will require 25 sections totaling approximately 120 linear feet.

Providing improved public safety, through the installation of handrailings on the steep steps, at critical points is the predominant benefit to be derived through this program. In addition, the cordoning off of existing television cameras will be accomplished at the same time.

The architectural integrity and aesthetic appearance of this monumental and historical building precluded the use of any material other than bronze to continue railing placements in this area.

Installation of additional equipment, Capitol Complex Security system..... 802,500

Ultimate control of this project, under the provisions of H. Con. Res. 550, 92nd Congress, is vested in the House Administration Committee and the Senate Committee on Rules and Administration.

The two items being requested are to continue and expand existing programs. The requested amount of $802,500 will be expended, if allowed, for the following programs and as in the past years is requested to be appropriated on a "No Year" basis.

Increases (continued)

OTHER INCREASES - NONRECURRING ITEMS (continued)

Continuing and Initiating Other Programs (continued)

The 1981 estimate is based on procurement and installation of the following equipment:

Office Intrusion Alarm System

Acquisition, installation, and interface of necessary office and field equipment not now covered in the House and Senate Office Buildings and Annexes, and the Capitol Building. A procedure for the approval of additional or temporary systems to be installed under this program was initiated on January 18, 1979. The procedure was approved by the Speaker of the House, the House Office Building Commission and the Chairman, Senate Committee on Rules and Administration. The estimated costs of projected needs will be $52,500 for field equipment and $54,500 for central equipment, totaling the request of..... $107,000

X-Ray Inspection System

Acquisition and installation of nine X-ray inspection units, similar to those presently installed. This request is made in anticipation of the need for additional sites to provide inspection capability in areas not presently covered..... 695,500

Increases (continued)

OTHER INCREASES - NONRECURRING ITEMS (continued)

Continuing and Initiating Other Programs (continued)

The Chief of Police has proposed the following sites or entrances as those desired for the installation of the requested X-ray inspection units:

Rayburn House Office Building	- Lower Independence Avenue
Longworth House Office Building	- Main Entrance New Jersey and C
Cannon House Office Building	- Rotunda Northeast (1st and Independence, S.E.) Southeast (1st and C., S.E.)
Russell Senate Office Building	- Delaware and C First and C
Dirksen Senate Office Building	- Southwest (1st and Constitution, N.E.)

Language Required for Additional Security Installations

Installation of security systems in the Capitol Complex is authorized, at a present limit of cost of $5,892,000 by House Con. Res. 550, 92nd Congress, as amended by the Second Supplemental Appropriations Act, 1973, the Second Supplemental Appropriations Act, 1975, the Legislative Branch Appropriation Acts, 1977 and 1978, and the Legislative Branch Appropriation Bill, 1980, Report No. 96-245.

Under the authorizing resolution, the buildings and structures covered by the resolution are defined to include the Capitol, Senate Office Buildings, House Office Buildings, Senate and House Garages, the Capitol Power Plant, all subways and enclosed passageways connecting two or more of such structures and the real property underlying and enclosed by any such structure; also, the chilled water and steam distribution tunnels extending from the Capitol Power Plant to the various buildings supplied by the plant.

Increases (continued)

OTHER INCREASES - NONRECURRING ITEMS (continued)

Continuing and Initiating Other Programs (continued)

In order to provide for procurement and installation of the additional equipment requested under the 1981 estimate of $802,500, it is necessary that the 1981 appropriation text contain the following language included in the 1981 printed Budget:

"security installations authorized by House Concurrent Resolution 550, Ninety-second Congress, agreed to September 19, 1972, the cost limitation of which is hereby further increased by $802,500;"

Purchase of electrical testing equipment..... $25,000

One preventive maintenance function of our Electrical Power Division personnel is the cleaning, inspecting and operational testing of main circuit breakers in main switchboards.

Periodically, mechanical deficiencies and parts with excessive wear or malfunctioning characteristics are discovered and replaced. This procedure has proven over the years to be very effective and efficient, since it has reduced major failures or downtime to a minimum.

To be even more successful in our performance testing under time-current conditions will require the purchase of electrical test gear capable of generating 45,000 amperes. Accordingly, the request for $25,000 is needed in fiscal year 1981 for the purchase of this equipment.

Increases (continued)

OTHER INCREASES - NONRECURRING ITEMS (continued)

Continuing and Initiating Other Programs (continued)

Micrographic equipment..... $ 7,000

The Office of the Architect of the Capitol has approximately 40,000 historical documents on hand and produces more daily in the form of records and drawings. The historic and aesthetic value of much of this material warrants its preservation and storage on microfilm.

Most of the major equipment for the Architect's micrographic program has and will be purchased with funds appropriated in fiscal year 1979 and 1980 of $10,100 and $17,200, respectively.

This request, in the amount of $7,000, will provide for the purchase of a reader-printer and viewer-inserter to be placed in House Office Building Annex No. 2, to be used by our Accounting, Personnel, and Construction Management Divisions.

Total Continuing and Initiating Other Programs.....	$1,020,000	
Total Increase - NONRECURRING ITEMS.....	$1,316,000	
TOTAL INCREASES.....		(+) $1,866,200
Total Estimate for 1981.....		$8,675,000

Objectives

This appropriation provides for the structural and mechanical care of the Capitol; miscellaneous improvements; operation of the mechanical equipment; domestic care of the central portion and most of the areas on the House side; care of Statuary Hall on the House side; and the care of Works of Art in the Capitol; maintenance and operation of the transformer stations in the Capitol group of buildings; and maintenance of the grounds lighting systems. The Architect performs his duties under authority of the Act of August 15, 1876 (19 Stat. 147).

A regular force of 220 employees, an increase of 5 over the number allowed for 1980, spread over day and night shifts as required, is needed for 1981 for the care of this building with its 16 1/2 acres of floor area; the House and Senate Chambers, the Old Senate and Supreme Court Chambers, the Dome, Rotunda, Crypt, 540 rooms occupied as offices, committee and storage rooms, and restaurants and other areas, including extensive corridors; with its extensive mechanical equipment, such as air-conditioning systems with over 2,000 pieces of equipment; the electrical transformer stations with their switchboards, switchgear transformers and other equipment; 25 elevators, 2 lifts, 4 kitchen conveyors, 4 escalators, 2 dumbwaiters; 700 plumbing fixtures and piping; Dome floodlighting and grounds lighting systems, including about 70,000 feet of high tension cable; legislative bell and buzzer systems; extensive electronic equipment including the voting system in House Chamber (placed in operation January 23, 1973); speech reinforcement system in House Chamber; and speech reinforcement system in Senate Chamber (placed in operation January 21, 1971), electric fixtures and wiring.

This force requested for 1981 is made up of 24 mechanics, 1 Storekeeper and 1 Assistant Storekeeper, in the general shops, 24 mechanics in the heating, ventilating and air-conditioning departments; 12 maintenance mechanics and 46 operators for elevators; 9 mechanics, in the electrical substations and transformer stations; 6 technicians for electronic equipment; 5 mechanics for the street lighting systems; 5 operators for the Public Address System in the House and Senate Chambers; 60 general laborers and helpers and 4 charwomen; and 5 supervising engineers, 10 clerks and 8 nurses.

Estimate 1981
#27 - Cap. Bldgs.

ITEMS UNDER WHICH NO CHANGES OCCUR

Travel	$ 600
Penalty Mail	10,000
Substation Equipment and Repairs	12,500
Annual Painting	80,000
Elevator Maintenance and Repairs	20,500
Repairs, Works of Art	25,000
Maintenance of Electronic Equipment	17,500
Insect and Pest Control	3,000
Miscellaneous Improvements	125,000

ESTIMATED OBLIGATIONS BY QUARTER
(Includes Proposed Pay Supplemental)

REGULAR ANNUAL APPROPRIATION: Capitol Buildings FISCAL YEAR 1980

	Object Classification	1st Quarter	2nd Quarter	3rd Quarter	4th Quarter	Total Obligations	% of Oblig. in 4th Qtr.
11	Personnel Compensation	$1,162,079	$1,087,380	$1,267,582	$1,195,959	$4,713,000	25.38
12	Personnel Benefits	538,446	91,826	107,128	101,000	838,400	12.05
21	Travel	600	.....	.....	.....	600	.....
22	Transportation of Things	.....	.....	.....	.....	.....	.....
23	Rent, Communications & Utilities	2,500	2,500	2,500	2,500	10,000	25.00
24	Printing & Reproductions	.....	.....	.....	.....	.....	.....
25	Other Services	318,884	310,403	439,478	178,335	1,247,100	14.30
26	Supplies & Materials	29,651	36,267	29,651	53,131	148,700	35.73
31	Equipment	14,200	10,000	10,000	10,000	44,200	22.62
32	Land & Structures	.....	.....	.....	.....	.....	.....
42	Insurance Claims & Indemnities	.....	.....	.....	.....	.....	.....
	Estimated Reimbursements	.....	.....	.....	.....	.....	.....
	Totals	$2,066,360	$1,538,376	$1,856,339	$1,540,925	$7,002,000	22.01

S.27A

ESTIMATED OBLIGATIONS BY QUARTER

REGULAR ANNUAL APPROPRIATION: Capitol Buildings FISCAL YEAR 1981

	Object Classification	1st Quarter	2nd Quarter	3rd Quarter	4th Quarter	Total Obligations	% of Oblig. in 4th Qtr.
11	Personnel Compensation	$1,173,459	$1,117,764	$1,303,736	$1,248,041	$4,843,000	25.77
12	Personnel Benefits	662,965	92,458	107,842	103,235	966,500	25.77
21	Travel	600	.....	.....	.....	600	.....
22	Transportation of Things	.....	.....	.....	.....	.....	.....
23	Rent, Communications & Utilities	2,500	2,500	2,500	2,500	10,000	25.00
24	Printing & Reproductions	.....	.....	.....	.....	.....	.....
25	Other Services	328,958	320,210	453,363	183,969	1,286,500	14.29
26	Supplies & Materials	35,633	43,585	35,633	63,849	178,700	35.72
31	Equipment	44,700	12,000	12,000	12,000	80,700	14.86
32	Land & Structures	.....	.....	.....	.....	.....	.....
42	Insurance Claims & Indemnities	.....	.....	.....	.....	.....	.....
	Estimated Reimbursements	.....	.....	.....	.....	.....	.....
	Totals	$2,248,815	$1,588,517	$1,915,074	$1,613,594	$7,366,000	21.90

5.27B

Program and Financing (in thousands of dollars)

Identification code 01–0105–0–1–801	1979 actual	1980 est.	1981 est.
Program by activities:			
10.00 Maintenance and operation of the Capitol (costs—obligations)	6,796	7,736	8,785
Financing:			
21.40 Unobligated balance available, start of year	−670	−249	−215
24.40 Unobligated balance available, end of year	249	215	105
25.00 Unobligated balance lapsing	5	.....	.....
Budget authority	**6,380**	**7,702**	**8,675**
Budget authority:			
40.00 **Appropriation**	**6,157**	**7,394**	**8,675**
42.00 **Transferred from other accounts**	223	.....	.....
43.00 **Appropriation (adjusted)**	**6,380**	**7,394**	**8,675**
44.10 **Supplemental for wage-board pay raises**	.....	**226**	.....
44.20 **Supplemental for civilian pay raises**	.....	**82**	.....
Relation of obligations to outlays:			
71.00 Obligations incurred, net	6,796	7,736	8,785
72.40 Obligated balance, start of year	1,096	962	669
74.40 Obligated balance, end of year	−962	−669	−773
77.00 Adjustments in expired accounts	−87	.....	.....
90.00 Outlays, excluding pay raise supplemental	6,842	7,733	8,669
91.10 Outlays from wage-board pay raise supplemental	.....	217	9
91.20 Outlays from civilian pay raise supplemental	.....	79	3

Object Classification (in thousands of dollars)

Identification code 01–0105–0–1–801		1979 actual	1980 est.	1981 est.
	Personnel compensation:			
11.1	Permanent positions	3,499	3,856	3,965
11.3	Positions other than permanent	46	50	50
11.5	Other personnel compensation	677	807	828
	Total personnel compensation	4,222	4,713	4,843
12.1	Personnel benefits: Civilian	728	838	966
21.0	Travel and transportation of persons	6	1	1
22.0	Transportation of things	2	.....	.....
23.2	Communications, utilities, and other rent	15	10	10
25.0	Other services	1,573	1,981	2,705
26.0	Supplies and materials	179	149	179
31.0	Equipment	71	44	81
99.0	Total obligations	6,796	7,736	8,785

Personnel Summary

Total number of permanent positions	215	215	220
Total compensable workyears	243	248	254
Full-time equivalent of other positions	(3)	(3)	(3)
Full-time equivalent of overtime and holiday hours	(28)	(30)	(31)
Average GS grade	10.80	10.95	10.78
Average GS salary	$23,537	$26,351	$25,921
Average salary of ungraded positions	$15,331	$16,662	$16,795

OBJECT CLASSIFICATION

[In thousands of dollars]

Item	1979 actual	1980 estimate	1981 estimate
25.0 Other services:			
General annual repairs and alterations	80	66	80
Annual painting	123	80	80
Elevator maintenance and repairs	13	21	21
Substation equipment and repairs	8	12	12
Maintenance and repair, lighting system, grounds and floodlighting dome of Capitol	48	50	89
Maintenance, air-conditioning system	25	26	29
Repairs, works of art	13	25	25
Maintenance of electronic equipment	24	17	17
Maintenance and rental of office and computer equipment	153	168	191
Insect and pest control	3	3	3
Improvement of illumination and modernization of electrical wiring in the Capitol	24	50	50
Installation of additional equipment, Capitol complex security system	1	121	803
Maintenance of security system, Capitol complex	589	597	639
Miscellaneous improvements	104	188	125
Preservation of historic drawings	11	50	50
Replacement of air-conditioning units S–18, S–18A and PS–3, Senate terrace, room ST–52		45	
Cleaning marble walls and marble floor, 1st floor of lobby entrance, east front extension	10		
Installation of security system at Capitol Power Plant as a part of Capitol complex system	44		
Improvements to exhaust and air-conditioning system, Senate restaurant pantry and carry-out, Capitol Building	33		
Systems Analysis—Accounting system conversion	14		
Painting dome and exterior, woodwork of all windows, except those in west central section and terraces		145	
Senate data communications private cable system		75	
House closed circuit televising system	228		
Alterations to rooms ST–54, ST–58, ST–50, ST–17, ST–145, and rooms S–401 through S–405	25	2	
Replacement and repair to roofing and guttering, House and Senate sides of Capitol		90	90
Replace roof over attic plenum, Senate Wing		150	125
Replacement of Minton tile			126
New Bronze handrails, House Chamber—Gallery			150
Total, other services	1,573	1,981	2,705

Capitol Grounds
Appropriation Summary

	Positions	Amount
1980 Appropriation in annual act	80	$4,062,000
1980 Supplemental for Wage-Board pay raises	...	100,000
1980 Supplemental for Civilian Pay Act raises	...	7,000
Total appropriations - 1980	80	$4,169,000

	Positions	Amount		
1980 Nonrecurring Deductions				
Deduction for Additional Excess Day (Leap Year)	...	$ 4,000		
Replacing Sections of Sidewalks in Various Areas of the Capitol Grounds	...	20,000		
Correction of Drainage and Rewaterproofing Northwest Corner on Top of Senate Garage, and Recaulking Terrace and Steps	...	125,000		
Replacement of Sections of Walkway Around Perimeter of Underground Garage in Square 637, on the House Side of the Capitol Grounds, including Correction of Drainage Conditions	...	200,900		
Replacement of Maryland and Pennsylvania Avenue Walkway Approaches and Steps on West Side of Capitol Grounds and Other Related Work	...	1,792,000		
Total 1980 Nonrecurring Deductions			...	2,141,900
Total 1981 Base			80	$2,027,100

Capitol Grounds
Appropriation Summary
(continued)

	Positions	Amount	Positions	Amount
Increases				
Mandatory Items				
Wage Rate Increases, Wage Board Employees, October 1979 Pay Raise	...	$ 5,300		
Within-grade Promotions, Wage Board Employees	...	10,500		
Within-grade Salary Advancements and Other Changes, GS Employees	...	1,000		
Increased Civilian Pay Act Cost, October 1979	...	800		
Overtime and Holiday Pay	...	800		
Payment to Health Benefits Fund	...	4,200		
Total Mandatory Items			...	$ 22,600
Annual Recurring Maintenance				
Miscellaneous Improvements	...	10,000		
Supplies and Materials	...	21,800		
Total Annual Recurring Maintenance			...	31,800
Nonrecurring Items				
Cyclical Maintenance				
Equipment: (Nonrecurring)				
Replacement of Two Sweepers	...	70,000		
Replacement of Two Trash Compactors	...	75,000		
Replacement of Stake Body Truck	...	16,500		
Total Cyclical Maintenance	...	$161,500		
Total Nonrecurring Items			...	$ 161,500
Total Increases			...	$ 215,900
Total Estimate for 1981			80	$2,243,000

CAPITOL GROUNDS -- (Net Decrease for 1981.....$1,926,000)

1980 Appropriation in annual act		$ 4,062,000
1980 Supplemental for Wage-Board pay raises		100,000
1980 Supplemental for Civilian Pay Act raises		7,000
Total appropriations - 1980		$ 4,169,000

Deductions - Nonrecurring Items

Deduction for additional excess day (Leap Year)	$ 4,000	
Replacing sections of sidewalks in various areas of the Capitol Grounds	20,000	
Correction of drainage and rewaterproofing Northwest corner on top of Senate Garage, and recaulking terrace and steps	125,000	
Replacement of sections of walkway around perimeter of underground garage in Square 637, on the House side of the Capitol Grounds, including correction of drainage conditions	200,900	
Replacement of Maryland and Pennsylvania Avenue walkway approaches and steps on west side of Capitol Grounds, and other related work	1,792,000	(-) 2,141,900
Base for 1981		$ 2,027,100

Increases

MANDATORY ITEMS

Wage-Rate Increases
Authorized by 5 U.S.C. 5343, 5344, 5349: Increase, determined as a result of surveys commenced on August 14, 1979, resulting in new wage rates effective October 21, 1979, under the Federal Wage System, affecting 77 Wage-Board employees carried under this appropriation, paid at new October 1979 rates for 11 months in fiscal year 1980 and required to be paid at such rates for 12 months in fiscal year 1981. Full year base pay cost increase, $86,200, less amount of $80,900 requested as a 1980 Pay Supplemental to cover costs in fiscal year 1980 -- Additional amount required for fiscal year 1981..... $ 5,300

Within-grade promotions authorized under the Prevailing Rate System for Wage-Board employees compensated under such system..... 10,500

Within-grade salary advancements and other changes authorized by 5 U.S.C. 5331-5336 for "GS" employees compensated under "General Schedule" Pay Rates (Classification Act)..... 1,000

Increased Civilian Pay Act Costs
This increase results from new pay rates established for "GS" employees by Executive Order 12165, effective the first pay period in October 1979, issued under authority of subchapter 1 of chapter 53 of title 5 of the U.S. Code, affecting such employees. Full Year Cost, $6,400, less $5,600 requested as a Pay Supplemental for fiscal year 1980 -- or an additional amount of $800 required on a full-year basis for fiscal year 1981..... 800

Increases (continued)

MANDATORY ITEMS (continued)

Overtime and Holiday Pay (5 U.S.C. 5544) increased from $224,700 to $225,500, resulting from base pay changes authorized by law.....	$ 800
Payment to Employees' Health Benefits Fund increased from $45,700 to $49,900, authorized by 5 U.S.C. 8906. This increase is requested to adjust the allotment to actual current cost of the item.....	4,200
Total Increase - MANDATORY ITEMS.....	$22,600

Estimate 1981
#4 - Cap. Grds.

Increases (continued)

OTHER INCREASES - ANNUAL RECURRING ITEMS

Miscellaneous improvements increased from $10,000 to $20,000..... $10,000

In fiscal year 1978, this allotment was approved for the first time to provide for unscheduled expenses found necessary from time to time to meet immediate or pressing needs of the Congress, which by their nature cannot await supplemental appropriations approval.

Since inception of this allotment, escalation alone has reduced the buying power of the original $10,000, and the severity of the winter seasons -- more snow falls and icy conditions -- has necessitated the purchasing of additional abrasives and the hiring of additional day labor personnel at substantially increased costs.

Further unpredictable conditions can occur during the year which require emergency handling. Therefore, it is requested that an additional $10,000 be provided for this allotment, making the total then available $20,000.

Also, the "Miscellaneous Improvements" allotments under the appropriation accounts "Capitol Buildings", "House Office Buildings", and "Senate Office Buildings" were, in fiscal year 1979, provided on a "No Year" basis. Accordingly, "No Year" approval is requested to provide consistency in like allotments by appropriation.

Increases (continued)

OTHER INCREASES - ANNUAL RECURRING ITEMS (continued)

Supplies and Materials increased from $54,300 to $76,100..... $21,800

The largest single expense item in this allotment is gasoline and oil, which is required for grounds motor trucks, tractors, and other grounds motorized equipment, and for operation of a shuttle bus service to and from the buildings in the Legislative group. In order to keep abreast of rising costs for these commodities an increase of $19,100 is requested for fiscal year 1981. For fiscal year 1980, $15,400 of the total supplies and materials allotment of $54,300 is for gasoline and oil. The requirement for 1981 is $34,500 for gasoline and oil, which is based on 32,000 gallons of gasoline at a cost of $1.00 per gallon and 1,000 gallons of oil at a cost of $2.50 per gallon.

This allotment provides, additionally, for the purchase of plant materials (other than obtainable from the Botanic Garden Nursery), grass seed, shrubs, fertilizers, soil, sod, insecticides, motor truck and tractor repair parts, and sign materials. Over one-half of the allotment is normally required for grass seed, peat, fertilizers, spray materials, soil and sod. The remainder of the 1980 allotment, $54,300 less the $15,400 for gasoline and oil, $38,900 has been escalated by a nominal 7 percent or $2,700.

This latter amount of $2,700 and the gasoline and oil amount of $19,100 make up the total requested increase of $21,800.

Total Increase - ANNUAL RECURRING ITEMS..... $31,800

Increases (continued)

OTHER INCREASES - NONRECURRING ITEMS

Cyclical Maintenance

Replacement of two mechanical street sweepers (heavy duty and medium sized)..... $70,000

For 1981, a nonrecurring amount is requested for purchase of two mechanical street sweepers, one heavy duty and one medium sized, to replace two medium sized sweepers purchased with funds allowed in fiscal year 1976.

The sweepers are used for cleaning the streets, roadways, and walkways in the Capitol Grounds.

By 1981, the existing sweepers, due to their age and constant use, will be worn to the degree that repair would no longer be economically feasible and replacement is therefore warranted.

Additional requirements since 1976 which justify a larger heavy duty sweeper are the cleaning of Squares 680, 721 North and South, 723, 724, and West of 681 on the Senate side; and the Congressional Hotel lot on the House side.

The amount requested is divided and allocated as $49,000 for the heavy duty and $21,000 for the medium sized sweeper.

Increases (continued)

OTHER INCREASES - NONRECURRING ITEMS (continued)

Cyclical Maintenance (continued)

Replacement of 2 trash compactors..... $75,000

Funds in the amount of $75,000 are requested for replacement of two 20-cubic yard compactor trucks equipped with rear loader bodies.

The equipment recommended for replacement are a 1974 and 1976 International with a capacity of 20 and 10 cubic yards respectively, which, due to their age and constant use experience downtime of from one-and-a-half to two months annually. By 1981, it is forseeable that from an economical or safety viewpoint, they will be virtually impossible to maintain.

Capitol Grounds personnel and vehicles are responsible for the removal and hauling of paper, trash and debris from all the buildings and grounds in the Legislative Group to the District of Columbia dump.

The vehicles proposed for purchase will provide for a much more efficient operation, both in manpower utilization and trash collection dependability.

Replacement of Stake Body Truck..... 16,500

For 1981, $16,500 is requested for purchase of a new flat body truck, with removable stake sides and hydraulic tail gate, in replacement of a 1965 Ford stake body truck, acquired as surplus property from G.S.A.

Increases (continued)

OTHER INCREASES - NONRECURRING ITEMS (continued)

Cyclical Maintenance (continued)

Due to its age and constant use, this truck can no longer be kept in economical or satisfactory repair, those parts being all but impossible to obtain, and should be replaced. This truck is used daily for heavy hauling operations of such items as; furniture for House and Senate, building materials, large trees and shrubs, and equipment.

Total Cyclical Maintenance	$161,500	
Total Increase - NONRECURRING ITEMS	$161,500	
TOTAL INCREASES		(+) $ 215,900
Total Estimate for 1981		$2,243,000

Estimate 1981
#9 - Cap. Grds.

Objectives

This appropriation provides for the care of the Capitol Grounds as defined in the Act of July 31, 1946, as amended by the Acts of October 20, 1967 (40 U.S.C. 193a) and Section 739 of Public Law 93-198 (87 Stat. 825-830), with approximately 160 acres of lawn areas, sidewalks, streets and roadways, including approximately 5 acres of streets added to the Capitol Grounds by Public Law 93-198; thousands of trees and shrubs; lawn irrigation systems with approximately 7,300 sprinkler heads; underground sewer and drainage systems; terraces, retaining walls, fountains, and reflecting pool in the area north of Constitution Avenue; terraces, fountains and retaining walls south of Independence Avenue, in the landscaped areas above the two underground House Garages; House and Senate parking lots, and other House and Senate areas; the Taft Memorial; 248 traffic signals, walk lights and 2 demand lights, including 68 traffic signals added to the Capitol Grounds by Public Law 93-198; and the care and operation of the grounds' motor and other equipment.

For many years, the Capitol Grounds comprised only the area lying between Independence Avenue and Constitution Avenue and First Street East and First Street West and totaled 58.8 acres. In 1929-1935, the Capitol Grounds were enlarged by the acquisition and development of the area north of Constitution Avenue, lying between that Avenue and the Union Station. This addition of 61.4 acres increased the total area of the Capitol Grounds to 120.2 acres.

With the acquisition in recent years of the New Senate Office Building site and additions to that site and of the 8 squares acquired for the Additional House Office Building project and of the streets added by Public Law 93-198, the Capitol Grounds' force now has to maintain a total of approximately 160 acres.

The Architect performs his duties under authority of the Acts of August 15, 1876 (19 Stat. 147), March 4, 1929 (45 Stat. 1694), and July 31, 1946 (60 Stat. 718), as amended by the Act of October 20, 1967 (81 Stat. 275) and the Act of December 24, 1973 (87 Stat. 825-830). A regular force of 80 gardeners, helpers, laborers, mechanics, and supervisory personnel is required for 1981. A breakdown of the force is as follows:

Objectives (continued)

20 employees for trimming, cultivating, weeding, planting, transplanting, spraying, pruning, grass cutting, and other gardening functions.
5 employees for tree surgery work.
5 employees on lawn irrigation systems.
8 employees for care of grounds of 3 House Office Buildings and Capitol Power Plant and for care and maintenance of landscaped areas around and above underground garages.
12 employees for cleaning walkways, approaches, porticoes and terraces, and assisting in heavy landscape and gardening work.
4 employees on sewer and concrete work.
1 employee operating heavy equipment, such as grader, bulldozer and tractor loader.
4 employees for maintenance of motor and other mechanical equipment.
13 employees on trucks, hauling and removing trash and debris from the Capitol Grounds and the buildings in the Legislative Group.
1 employee for janitorial work in locker rooms and toilets.
5 employees for direction, supervision, and clerical work.
2 employees for operation of passenger motor vehicle to provide shuttle service for Members and employees of Congress to and from the buildings in the Legislative Group.

In inclement weather, the Capitol Grounds employees are used for such work as repair and sharpening of tools, repair of equipment, cleaning debris from the Capitol, and other miscellaneous cleaning work. They are also used for raking and removing leaves, and for snow removal, and assist in preparing for functions, band concerts, parades, unveiling exercises and other ceremonies in the Capitol, Flag Day exercises, Inaugural Ceremonies, and the like.

Estimate 1981
#11 - Cap. Grds.

ITEMS UNDER WHICH NO CHANGES OCCUR

Maintenance of Signal Lights	$ 6,500
Repairs to Streets, Sidewalks, Curbing, and Other Paved Areas	17,000
Snow Removal	15,000
Insect and Pest Control	3,500
General Annual Repairs	28,000
Disposal of Solid Waste	30,000
Maintenance, Taft Memorial	5,000
Equipment:	
Annual	7,800

ESTIMATED OBLIGATIONS BY QUARTER
(Includes Proposed Pay Supplemental)

REGULAR ANNUAL APPROPRIATION: Capitol Grounds FISCAL YEAR 1980

	Object Classification	1st Quarter	2nd Quarter	3rd Quarter	4th Quarter	Total Obligations	% of Oblig. in 4th Qtr.
11	Personnel Compensation	$409,535	$383,676	$456,723	$440,866	$1,690,800	26.07
12	Personnel Benefits	40,171	37,662	43,939	41,428	163,200	25.38
21	Travel	.....	.....	.....	.....	.....	.....
22	Transportation of Things	.....	.....	.....	.....	.....	.....
23	Rent, Communications & Utilities	.....	.....	.....	.....	.....	.....
24	Printing & Reproductions	.....	.....	.....	.....	.....	.....
25	Other Services	135,966	30,512	204,317	90,105	460,900	19.55
26	Supplies & Materials	12,961	11,376	8,894	21,069	54,300	38.80
31	Equipment	1,000	2,500	2,500	1,800	7,800	23.08
32	Land & Structures	.....	.....	.....	.....	.....	.....
42	Insurance Claims & Indemnities	.....	.....	.....	.....	.....	.....
	Estimated Reimbursements	.....	.....	.....	.....	.....	.....
	Totals	$599,633	$465,726	$716,373	$595,268	$2,377,000	25.04

6.11A

ESTIMATED OBLIGATIONS BY QUARTER

REGULAR ANNUAL APPROPRIATION: Capitol Grounds FISCAL YEAR 1981

	Object Classification	1st Quarter	2nd Quarter	3rd Quarter	4th Quarter	Total Obligations	% of Oblig. in 4th Qtr.
11	Personnel Compensation	$413,170	$393,560	$459,040	$439,430	$1,705,200	25.77
12	Personnel Benefits	40,561	38,636	45,064	43,139	167,400	25.77
21	Travel	.....	.....	.....	.....	.....	.....
22	Transportation of Things	.....	.....	.....	.....	.....	.....
23	Rent, Communications & Utilities	.....	.....	.....	.....	.....	.....
24	Printing & Reproductions	.....	.....	.....	.....	.....	.....
25	Other Services	30,975	6,951	46,547	20,527	105,000	19.54
26	Supplies & Materials	18,165	15,943	12,465	29,527	76,100	38.80
31	Equipment	163,300	2,000	2,000	2,000	169,300	1.18
32	Land & Structures	.....	.....	.....	.....	.....	.....
42	Insurance Claims & Indemnities	.....	.....	.....	.....	.....	.....
	Estimated Reimbursements	.....	.....	.....	.....	.....	.....
	Totals	$666,171	$457,090	$565,116	$534,623	$2,223,000	24.04

G.11B

Program and Financing (in thousands of dollars)

Identification code 01–0108–0–1–801	1979 actual	1980 est.	1981 est.
Program by activities:			
10.00 Care and improvement of the Capitol Grounds (costs—obligations)	2,938	3,313	2,731
Financing:			
11.00 Offsetting collections from: Federal funds	—3		
21.40 Unobligated balance available, start of year	—415	—118	—973
24.40 Unobligated balance available, end of year	118	973	485
25.00 Unobligated balance lapsing	5		
Budget authority	**2,644**	**4,169**	**2,243**
Budget authority:			
40.00 **Appropriation**	**2,565**	**4,062**	**2,243**
42.00 **Transferred from other acounts**	**79**		
43.00 **Appropriation (adjusted)**	**2,644**	**4,062**	**2,243**
44.10 **Supplemental for wage-board pay raises**		**100**	
44.20 **Supplemental for civilian pay raises**		**7**	
Relation of obligations to outlays:			
71.00 Obligations incurred, net	2,935	3,313	2,731
72.40 Obligated balance, start of year	400	552	400
74.40 Obligated balance, end of year	—552	—400	—350
77.00 Adjustments in expired accounts	—2		
90.00 Outlays, excluding pay raise supplemental	2,780	3,363	2,777
91.10 Outlays from wage-board pay raise supplemental		96	4
91.20 Outlays from civilian pay raise supplemental		7	

Object Classification (in thousands of dollars)

Personnel compensation:			
11.1 Permanent positions	1,269	1,417	1,431
11.3 Positions other than permanent	65	35	35
11.5 Other personnel compensation	233	239	239
Total personnel compensation	1,567	1,691	1,705
12.1 Personnel benefits: Civilian	142	163	168
25.0 Other services	1,119	1,397	613
26.0 Supplies and materials	101	54	76
31.0 Equipment	9	8	169
99.0 Total obligations	2,938	3,313	2,731

Personnel Summary

Total number of permanent positions	80	80	80
Total compensable workyears	91	91	91
Full-time equivalent of other positions	(4)	(2)	(2)
Full-time equivalent of overtime and holiday hours	(10)	(9)	(9)
Average GS grade	11.33	11.33	11.33
Average GS salary	$29,469	$32,164	$32,490
Average salary of ungraded positions	$15,872	$16,917	$17,118

OBJECT CLASSIFICATION

[In thousands of dollars]

Item	1979 actual	1980 estimate	1981 estimate
25.0 Other services:			
General annual repairs	35	28	28
Snow removal	44	15	15
Repairs to streets, sidewalks, curbs, and other paved areas	10	17	17
Disposal of solid waste	29	30	30
Maintenance, Taft Memorial	2	5	5
Maintenance of signal lights	5	7	7
Insect and pest control	3	3	3
Miscellaneous improvements	4	10	20
Replacing sections of sidewalks in various areas of the Capitol Grounds	298	20	.....
Renovation of terrace fountain above Senate garage	184	.....	.....
Resurfacing bituminous concrete paving in various areas of the Capitol Grounds	208	.....	.....
Replacement of broad walkway approaches and steps on west side of Capitol Grounds, and other related work	.....	896	448
Repairs and refurbishing of ornamental lanterns, standards and rails, and cleaning all retaining walls, east area of Grounds	39	.....	.....
Level and landscape square 764—Old Providence Hospital site	258	40	40
Correction of drainage and rewaterproofing northwest corner on top of Senate garage, and recaulking terrace and steps	.....	125	.....
Replacement of sections of walkway around perimeter of underground garage in square 637 on the House side of the Capitol Grounds, including correction of drainage conditions	.....	201	.....
Total, other services	1,119	1,397	613

Estimate 1981
Appro. Summary
S.O. Bldgs.

Senate Office Buildings
Appropriation Summary

	Positions	Amount
1980 Appropriation in annual act	511	$10,983,000
1980 Supplemental for Wage-Board pay raises	...	498,000
Total appropriations - 1980	511	$11,481,000

	Positions	Amount		
1980 Nonrecurring Deductions				
Deduction for Additional Excess Day (Leap Year)	...	$ 23,000		
Replacement of Sanitary Sewer Piping, Dirksen Building	...	17,000		
Replacement of Cooling Tower, Immigration Building	...	30,000		
Alterations to Senate Stationery Room in Russell Building	...	40,000		
Program for Energy Conservation, Dirksen Building	...	55,000		
Uninterrupted Power Supply System, 400 North Capitol Street	...	100,000		
New Senate Bake Shop, Dirksen Building	...	70,000		
Installation of Cable Television System in Senate Office Building Complex	...	125,000		
Total 1980 Nonrecurring Deductions			...	460,000
Total 1981 Base			511	$11,021,000

(Clerk's Note: The House of Representatives, conforming to long established traditions, does not consider the budget requests for the Senate Office Buildings.)

Senate Office Buildings
Appropriation Summary
(continued)

	Positions	Amount	Positions	Amount
Increases				
Mandatory Items				
Wage Rate Increases, Wage Board Employees, October 1979 pay raise	...	$ 23,500		
Within-grade Promotions, Wage Board Employees	...	41,600		
Within-grade Salary Advancements and other Changes, GS Employees	...	14,700		
Increased Civilian Pay Act Cost, October 1979	...	91,100		
Overtime and Holiday Pay	...	12,000		
Contribution to Retirement Fund	...	15,600		
Payment to Health Benefits Fund	...	20,600		
Total Mandatory Items			...	$ 219,100
Annual Recurring Maintenance				
Elevator Repairs and Improvements	...	2,900		
Annual Painting	...	40,000		
Maintenance of Air Conditioning and Refrigeration System	...	6,000		
Furniture Repairs	...	5,000		
Laundry	...	18,000		
Supplies and Materials	...	46,000		
Equipment: Replacements, Repairs and Improved Facilities, Senate Restaurants	...	16,000		
Total Annual Recurring Maintenance			...	133,900

Senate Office Buildings
Appropriation Summary
(continued)

	Positions	Amount	Positions	Amount
Nonrecurring Items				
Cyclical Maintenance				
Cover Exposed Structural Beams, Immigration Building	...	$ 67,000		
Elevator Modernization, Immigration Building	...	170,000		
Replace Sections of Air Conditioning Systems, Russell Building	...	1,730,000		
Handrail Conversion and Step Chain Replacement of 2 Escalators at Senate Subway Terminal	...	50,000		
Total Cyclical Maintenance	...	$2,017,000		
Continuing and Initiating Other Programs				
Equipment: Sound Absorbent Partitions	...	$ 50,000		
Computer Terminal Tables	...	35,000		
Security Complex Improvements, Russell Building	...	20,000		
Total Continuing and Initiating Other Programs	...	$ 105,000		
Total Nonrecurring Items			...	$ 2,122,000
Total Increases			...	$ 2,475,000
Total Estimate for 1981			511	$13,496,000

SENATE OFFICE BUILDINGS -- (Net Increase for 1981.....$2,015,000)

1980 Appropriation in annual act		$ 10,983,000
1980 Supplemental for Wage Board pay raises		498,000
Total appropriations - 1980		$ 11,481,000

Deductions - Nonrecurring Items

Deduction for additional excess day (Leap Year)	$ 23,000	
Replacement of sanitary sewer piping, Dirksen Building	17,000	
Replacement of cooling tower, Immigration Building	30,000	
Alterations to Senate Stationery room in Russell Building	40,000	
Program for energy conservation, Dirksen Building	55,000	
Uninterrupted Power Supply System, 400 North Capitol Street	100,000	
New Senate bake shop, Dirksen Building	70,000	
Installation of Cable Television System in Senate Office Building Complex	125,000	(-) 460,000
Base for 1981		$ 11,021,000

Increases

MANDATORY ITEMS

Wage-Rate Increases

Authorized by 5 U.S.C. 5343, 5344, 5349: Increase, determined as a result of surveys commenced on August 14, 1979, resulting in new wage rates effective October 21, 1979, under the Federal Wage System affecting 429 Wage-Board employees carried under this appropriation, paid at new October 1979 rates for 11 months in fiscal year 1980 and required to be paid at such rates for 12 months in fiscal year 1981. Full year base pay cost of October 1979 increase, $414,900, less amount of $391,400 requested as a 1980 Pay Supplemental to cover costs in fiscal year 1980 -- Additional amount required for fiscal year 1981... $ 23,500

Increases (continued)

MANDATORY ITEMS (continued)

Within-grade promotions authorized under the Prevailing Rate System for Wage-Board employees compensated under such system	$ 41,600
Within-grade salary advancements and other changes authorized by 5 U.S.C. 5331-5336 for "GS" employees compensated under "General Schedule" Pay Rates (Classification Act)	14,700
Increased Civilian Pay Act Costs This increase results from new pay rates established for "GS" employees by Executive Order 12165, and by Order of the Architect of the Capitol issued October 9, 1979 under authority of section 5307 of 5 U.S.C., effective the first pay period in October 1979. Full year cost required for fiscal year 1981	91,100
Overtime and Holiday Pay (5 U.S.C. 5544) increased from $977,800 to $989,800, resulting from base pay changes authorized by law	12,000
Contribution to Retirement Fund increased from $557,400 to $573,000, required by 5 U.S.C. 8334, resulting from increased base pay rates	15,600
Payment to Employees' Health Benefits Fund increased from $209,000 to $229,600, authorized by 5 U.S.C. 8906. This increase is requested to adjust the allotment to actual current cost of this item	20,600
Total Increase - MANDATORY ITEMS	$219,100

Increases (continued)

OTHER INCREASES - ANNUAL RECURRING ITEMS

Elevator repairs and improvements increased from $19,300 to $22,200..... $ 2,900

This increase is requested for 1981 to meet continued rise in costs of items procured under this allotment. Necessary obligations for the fiscal years 1978 and 1979 were $18,251 and $26,116, respectively.

The 1981 funds are requested to provide for regular annual maintenance and repair of 36 elevators, of which 14 are in the Russell Building, 13 in the Dirksen Building, 1 at the Capitol end of the Senate Subway, 1 in Senate Annex (former "Plaza Hotel" building), 2 in Senate Annex (former "Immigration" building), 3 in Senate Annex (former "Capitol Hill" hotel), 1 in Senate Annex (former "Senate Courts" apartment building), and 1 in Senate Annex (former "Hill" apartment building); also, 1 dumbwaiter, 1 lift, and 2 escalators. Also, annual maintenance and repair of the Senate subway system are financed by this allotment. Under this allotment there are procured such items as cable, minor replacement and repair parts, lubricants, oil, grease, tools, and cleaning fluid.

Annual Painting increased from $80,000 to $120,000..... 40,000

This item varies from year to year to some extent, according to annual need, and is normally increased to cover additional expense generally required to finance election year moves and changes. Accordingly, the 1981 request has been increased from $80,000 to $120,000.

This allotment provides for painting of offices, corridors, and other areas; refinishing of woodwork, cleaning of venetian blinds, and cleaning marble and washing corridor walls in the Senate Office Buildings and Annexes.

Increases (continued)

OTHER INCREASES - ANNUAL RECURRING ITEMS (continued)

Maintenance of air conditioning and refrigeration system increased from $55,500 to $61,500..... $ 6,000

This increase is requested to cover continued rise in costs of work done under this allotment.

Breakdown of Air Conditioning Estimate

Air filter replacements	$ 10,300
Oil, grease, cleaning equipment, tools, paint	3,030
Refrigerants, refrigeration oil, and miscellaneous items	6,460
Replacement parts	10,230
Repair and servicing refrigeration machines, heating, ventilating and other equipment	26,520
Coil replacements	4,960
Total	$ 61,500

Furniture repairs increased from $20,000 to $25,000..... 5,000

This increase is requested for 1981 to meet continued rise in costs of materials for refinishing, re-upholstering, and repair of furniture throughout the Senate Office and Annex buildings and expanded needs of the Senate, since the last increase to this allotment was in fiscal year 1977. Necessary expenditures for the fiscal years 1977-1979 have been - $31,390, $16,943, and $29,736.

Increases (continued)

OTHER INCREASES - ANNUAL RECURRING ITEMS (continued)

Laundry increased from $128,000 to $146,000..... $ 18,000

This increase is to provide an additional $18,000 for laundry requirements of the Senate Restaurants, resulting in increase of cost of items procured and serviced under this allotment. The 1980 allotment was based on $28,000 for laundry requirements of the Senate Office Buildings and $100,000 for such requirements of the Senate Restaurants. The 1981 estimate is based on the same amount of $28,000 for the Senate Office Buildings; and $118,000 for the Senate Restaurants.

Supplies and Materials increased from $412,000 to $458,000..... 46,000

For 1981, an increase of $46,000 is requested to meet rising costs and expanded needs of the Senate. The 1980 allotment provided $219,000 for the Senate Office Buildings and 5 Annexes and $193,000 for the Senate Restaurants.

For 1981, $219,000 is requested for the Senate Office Buildings and Annexes (the same amount as allowed for 1980) and $239,000 for the Senate Restaurants.

Replacements and improved facilities, Senate Restaurants increased from $36,000 to $52,000..... 16,000

This allotment provides primarily for the annual replacement of worn and deteriorated equipment and for improvement of facilities in the interest of improved sanitation, economy, and managerial controls.

The 1981 estimate of $52,000 will be used for the purchase of additional and replacement equipment almost exclusively for those food facilities located in the Dirksen Senate Office Building.

Total Increase - ANNUAL RECURRING ITEMS..... $133,900

Increases (continued)

OTHER INCREASES - NONRECURRING ITEMS

Cyclical Maintenance

Cover exposed structural beams, Immigration Building..... $ 67,000

At present, an undesirable structural condition exists at the Immigration Building and funds requested to correct it amount to $67,000.

The building as originally constructed was apparently anticipated to have an addition made to it in the future. Exposed structural steel beams, intended to be enclosed by the future addition, were protected with metal covers to prevent rusting and deterioration from the weather. Several of these have disappeared over the years and it is therefore necessary to re-cover the beams for continued protection. The intention is to cover them by the attachment of metal studs and then to cover the studs with metal lath and stucco plaster. The cavity formed by the studs will be filled with a nonabsorbent insulation, thereby creating a shield from the elements.

Elevator modernization, Immigration Building..... 170,000

For 1981, it is requested that funds in the amount of $170,000 be allowed to modernize the 2 elevators in the Immigration Building.

In order to improve the elevator service an upgrading of the antiquated and unreliable equipment is recommended.

New equipment required to be procured and installed under the 1981 funds requested includes but shall not be limited to the following; controllers for duplex operation, cabs, safeties, door operators, hoistway hangers and rails, operating panel and hall position indicators with buttons installed to accommodate the handicapped, and reinsulate the hoist motor and generator including bearings.

Increases (continued)

OTHER INCREASES - NONRECURRING ITEMS

Cyclical Maintenance

All items of existing equipment that are in good or repairable condition will be retained, modified as necessary, and reused.

This need is based on future continued occupancy for at least ten or twelve years. There is legislation requiring the demolition of the other annex buildings on Square 724, contained in the Energy and Water Development Appropriation Act, 1980 (P.L. 96-69), Sec. 502.

The proposed work, if approved, would be performed over a two year period. Accordingly, these funds, $170,000, would need to be appropriated on a "No Year" basis.

Replace sections of air conditioning systems, Russell Building..... $1,730,000

This is a nonrecurring item required to replace sections of all 22 central air conditioning units in the Russell Senate Office Building that supply conditioned air to the building. All 22 units were installed and placed in service during 1932-1937. Eighteen of the units were rebuilt in fiscal year 1961 and range in capacity from approximately 5,000 to 50,000 cubic feet of air per minute supplying all of the building excluding the First Street Wing. The remaining four units supply this wing and, in fiscal year 1959, they too, were rebuilt.

The systems are primarily low velocity, of the variable volume draw-through design. Each system consists of a sprayed coil dehumidifier section with face and bypass dampers, bypass reheaters, preheaters, filter sections, outside and return air dampers and associated duct work.

After 40 odd years of continuous use, and the aforementioned rebuilding of about 20 years ago, the service life of certain components is again about exhausted.

Increases (continued) OTHER INCREASES - NONRECURRING ITEMS (continued)

Cyclical Maintenance (continued)

The specific components in poor physical condition and requiring replacement or repair are the galvanized steel dehumidifier sections, coil casings, reheaters, preheaters and associated apparatus. It is intended that only those sections and/or items presently or shortly in need of repair or replacement will be accomplished under this request. Further, as this work is performed, fans will be reconditioned and all unit controls that are outdated will be replaced with a more energy conscious control system.

This project and associated costs have been estimated to take 4 years for completion. During that period every effort will be made to schedule and coordinate the work so as to prevent any interference with the activities of Congress or cause undue discomfort to building occupants.

The requested funds of $1,730,000, if approved, should be appropriated on a "No Year" basis.

Handrail conversion and step chain replacement of 2 escalators at Senate Subway Terminal..... $ 50,000

Funding of $50,000 is requested to provide for the estimated cost of converting the existing handrails made of chain with plastic clips covered by rubber bellows to a canvas type handrail. The 2 escalators are located at the Capitol Building end of the Senate Subway.

Experience indicates that the complicated maintenance and lack of spare parts for the present handrails will exceed the cost of conversion in a reasonably short period of time.

The same type systems originally installed in other federal and commercial buildings, at approximately the same year as ours (1959), have already been converted.

Total Cyclical Maintenance..... $2,017,000

Increases (continued)

OTHER INCREASES - NONRECURRING ITEMS (continued)

Continuing and Initiating Other Programs

Equipment: Sound absorbent partitions..... $50,000

For 1981, we are requesting $50,000 to procure 200 free standing sound absorbent partitions to be used in the Russell and Dirksen Senate Office Buildings and the Senate Computer Center. It is intended that these will be compatible with any future furniture system that is selected.

Further, this project is proposed to be a 5 year replacement program, fiscal years 1981-1985, of equal denomination, totaling $250,000 and, if approved, will be retained in the base appropriation and removed in fiscal year 1986 as a nonrecurring item.

Currently, the free standing partitions are old metal ones which contain very little sound absorbent capability. They will, however, be transferred to the Immigration and other annex buildings, and be used for shielding as opposed to acoustical purposes.

Equipment: Computer terminal tables..... 35,000

This requested increase of $35,000 will provide funds to procure 200 computer terminal tables during fiscal year 1981, specifically for the Senate Computer Center and more generally for those offices and rooms where required.

As in the case of the previous allotment request, sound absorbent partitions, this project is proposed to be a multi-year procurement program of 4 year duration, 1981-1984, of equal denomination, totaling $140,000 and, if approved, will be retained in the base appropriation and removed in fiscal year 1985 as a nonrecurring item.

With the increasing advent of mini-computers a corresponding need for computer terminal tables has arisen, such as in the Senate Computer Center, thereby necessitating funding for an immediate need. Subsequent needs will be handled by accumulating an adequate inventory.

Increases (continued)

OTHER INCREASES - NONRECURRING ITEMS (continued)

Continuing and Initiating Other Programs (continued)

Security Complex improvements, Russell Building..... $ 20,000

An increase of $20,000 is recommended to provide for the cost of installing additional smoke detection devices and an automatic fire protection system in the Security Complex located in the basement of the Russell Senate Office Building.

These changes are needed in order to improve the existing alarm system, protect the vital and expensive equipment, and above all improve life safety insurances and standards.

The following changes and additions are proposed; additional smoke detection, new halon systems in computer and television rooms and sub-floors, door closers and controls, and new dampers, conduit seals, etc.

Total Continuing and Initiating Other Programs..... $ 105,000

Total Increase - NONRECURRING ITEMS..... $2,122,000

TOTAL INCREASES..... (+) $ 2,475,000

Total Estimate for 1981..... $13,496,000

Estimate 1981
#11 - S.O. Bldgs.

Objectives

This appropriation provides for the structural, mechanical and domestic care of the two Senate Office Buildings, the operation of the mechanical equipment, and maintenance of the subway transportation systems. The Russell Office Building contains approximately 425 offices and committee rooms, together with storage rooms, shops, electrical transformer station, and subway, and is 71 years old, having been occupied March 5, 1909, with the exception of the First Street Wing which was added and occupied in 1931-33. The Dirksen Office Building contains approximately 500 office and committee rooms, together with storage rooms, shops, cafeteria, auditorium and telephone exchange, and was accepted for beneficial occupancy October 15, 1958. The Old Building was designated as the "Richard Brevard Russell Office Building" and the New Building as the "Everett McKinley Dirksen Office Building" by Senate Resolution 296, 92nd Congress, agreed to October 11, 1972.

The 1981 appropriation request also provides for the structural, mechanical, and domestic care of the former Plaza Hotel properties located at First and D Streets, N.E., acquired by the Government in November, 1970; of the former Immigration Building located at 119 D Street, N.E., acquired by the Government in April 1974, the former Capitol Hill Hotel located at the corner of First and C Streets, N.E., acquired by the Government in July 1974, the apartment building formerly known as the "Senate Courts", the apartment building formerly known as the "Hill" Apartments located in Square 724, acquired in November, 1974, and domestic care of leased space at 400 North Capitol Street since November 1977. These properties are now maintained and operated as part of the Senate Office Buildings under authority of Public Laws 92-51, 93-305, and 94-157.

For 1981, a force of 511 employees, the same as allowed for 1980, is required for the care of the Russell and Dirksen Senate Office Buildings and their mechanical equipment, which includes such items as the extensive air-conditioning and refrigeration systems; 36 elevators, including 1 freight elevator, and 1 dumbwaiter; 2 escalators; electric fixtures and wiring; legislative bell and buzzer systems; plumbing and piping; and subway systems; also of five annex buildings acquired in 1970-74, operated as part of the Senate Office Buildings facilities.

Objectives (continued)

The force required for 1981, covering 3 shifts daily, is made up of 78 mechanics in the general shops; 38 engineers in the heating, ventilating and air-conditioning departments; 20 operators for the elevators; 4 mechanics and 9 subway car operators; 135 general laborers, 8 rest-room attendants, 152 charwomen and 12 charforce inspectors; 1 Superintendent and 22 clerical and other assistants; 3 nurses and 5 aides; 1 truck driver; and 23 Senate Restaurant employees.

The Architect performs his duties in connection with the Russell Office Building under authority of the Act of June 8, 1942 (56 Stat. 343); in connection with the Dirksen Office Building under authority of the Act of June 25, 1948 (62 Stat. 1029); in connection with the former Plaza Hotel building under authority of the Act of July 9, 1971 (85 Stat. 138); and in connection with the former Immigration Building, the former Capitol Hill Hotel, the "Senate Courts" and the "Hill" Apartments under authority of the Act of June 8, 1974 (88 Stat. 206); and in connection with leased space at 400 North Capitol Street under authority of the Act of December 18, 1975 (89 Stat. 832).

ITEMS UNDER WHICH NO CHANGES OCCUR

General Annual Repairs	$ 40,000
Ice	1,000
Miscellaneous Repairs and Services, Senate Restaurants	25,000
Insect and Pest Control	10,000
Miscellaneous Improvements	100,000
Senate Data Communications Cable System, Annual Maintenance	50,000
Supplies and Materials	412,000
Equipment:	
Annual Rugs and Floor Coverings	70,000
Annual Tools, Machinery and Miscellaneous	22,500
Annual Furniture and Furnishings	50,000
New Typewriter Desks and Flat-Top Desks	50,000
File Cabinets	25,000
Microfilm Cabinets	16,000
Bookcases and Credenzas	50,000
Revolving Arm Chairs for Offices	25,000
Tables for Russell Building	25,000
Typists Chairs for Offices	20,000

Estimate 1981
Appro. Summary
Senate Garage

Senate Garage
Appropriation Summary

	Positions	Amount
1980 Appropriation in annual act	7	$196,000
1980 Supplemental for Wage-Board pay raises	...	10,000
Total appropriations - 1980	7	$206,000

	Positions	Amount		
1980 Nonrecurring Deductions				
Exhaust and Cooling System for Automotive Repair Shop	...	$ 8,000		
Power Scrubber	...	13,000		
Total 1980 Nonrecurring Deductions			...	21,000
Total 1981 Base			7	$185,000
Increases				
Mandatory Items				
Wage Rate Increases, Wage Board Employees, October 1979 Pay Raise	...	$ 600		
Payment to Health Benefits Fund	...	400		
Total Mandatory Items			...	$ 1,000
Total Increases			...	$ 1,000
Total Estimate for 1981			7	$186,000

(Clerk's Note: The House of Representatives, conforming to long established traditions, does not consider the budget requests for the Senate Garage.)

SENATE GARAGE -- (Net Decrease for 1981.....$20,000)

1980 Appropriation in annual act		$ 196,000
1980 Supplemental for Wage-Board pay raises		10,000
Total appropriations - 1980		$ 206,000
Deductions - Nonrecurring Items		
Exhaust and cooling system for automotive repair shop	$ 8,000	
Power Scrubber	13,000	(-) 21,000
Base for 1981		$ 185,000

Increases

MANDATORY ITEMS

Wage-Rate Increases

Authorized by 5 U.S.C. 5343, 5344, 5349: Increase, determined as a result of surveys commenced on August 14, 1979, resulting in new wage rates effective October 21, 1979, under the Federal Wage System, affecting 7 Wage-Board employees carried under this appropriation, paid at new October 1979 rates for 11 months in fiscal year 1980 and required to be paid at such rates for 12 months in fiscal year 1981. Full year base pay cost of October 1979 increase, $7,100, less amount of $6,500 requested as a 1980 Pay Supplemental to cover costs in fiscal year 1980 -- Additional amount required for fiscal year 1981..... $ 600

Payment to Employees' Health Benefits Fund increased from $4,000 to $4,400, authorized by 5 U.S.C. 8906. This increase is requested to adjust the allotment to actual current cost of this item..... 400

Total Increase - MANDATORY ITEMS..... $ 1,000

TOTAL INCREASES..... (+) 1,000

Total Estimate for 1981..... $ 186,000

Estimate 1981
#2 - Senate Garage

Objectives

This appropriation provides for the care and maintenance of the Senate Garage, originally known as the Legislative Garage, which has a floor area of 71,000 square feet and contains 187 parking stalls, reserved for Senators and their staffs and for government-owned trucks and cars for official use of the Legislative Branch. The remaining space is reserved for the grounds' maintenance equipment. No private vehicles are serviced by this garage. The Architect performs his duties under authority of the Act of June 30, 1932 (47 Stat. 391), as amended by the Act of August 20, 1964 (78 Stat. 545).

The garage has been in operation since 1932; and since July 1, 1965, under the provisions of the Legislative Branch Appropriation Act, 1965, approved August 20, 1964, it has been operated as the "Senate Garage" under the jurisdiction and control of the Architect of the Capitol, subject to regulations respecting the use thereof promulgated by the Senate Committee on Rules and Administration. The 1965 Act requires that such regulations provide for the continued assignment of space and the continued furnishing of service in such Garage for official motor vehicles of the House and the Senate and the Architect of the Capitol and Capitol Grounds maintenance equipment. Prior to July 1, 1965, the operation of the garage was governed by regulations promulgated by the Vice President and the Speaker of the House.

A force of 7 employees, the same as allowed for 1980, spread over three 8-hour shifts, is provided under the Architect for the care and operation of this garage. The garage is kept open 24 hours each day, necessitating three 8-hour shifts.

The appropriation further provides for repairs and maintenance of the structure and its mechanical equipment.

No gasoline is purchased under the garage appropriation.

Estimate 1981
#3 - Senate Garage

ITEMS UNDER WHICH NO CHANGES OCCUR

General Annual Repairs	$ 3,500
Supplies and Materials	6,000

Estimate 1981
Appro. Summary
H.O. Bldgs.

House Office Buildings
Appropriation Summary

	Positions	Amount
1980 Appropriation in annual act	797	$18,484,000
1980 Supplemental for Wage-Board pay raises	...	700,000
Total appropriations - 1980	797	$19,184,000

	Positions	Amount		
1980 Nonrecurring Deductions				
Deduction for Additional Excess Day (Leap Year)	...	$ 40,000		
New Built-up Roof at 7th Floor Level and Related Flashing and Recaulking of Reglets, Longworth Building	...	400,000		
Alterations to House Annex #2 (Former FBI Building)	...	2,661,000		
Program for Energy Conservation, House Office Buildings	...	224,500		
Installation of Two-way Cable Television and Data Information System, House Annexes #1 and #2	...	155,000		
Reduction of 11 Elevator Positions by Direction of House Subcommittee on Appropriations	11	105,000		
Total 1980 Nonrecurring Deductions			11	3,585,500
Total 1981 Base			786	$15,598,500

Estimate 1981
Appro. Summary #2
H.O. Bldgs.

House Office Buildings
Appropriation Summary
(continued)

	Positions	Amount	Positions	Amount
Increases				
Mandatory Items				
Wage Rate Increases, Wage Board Employees, October 1979 Pay Raise	...	$ 35,900		
Within-grade Promotions, Wage Board Employees	...	55,400		
Within-grade Salary Advancements and other Changes, GS Employees	...	14,700		
Increased Civilian Pay Act Cost, October 1979	...	132,000		
Overtime and Holiday Pay	...	71,200		
Contribution to Retirement Fund	...	24,100		
Payment to Health Benefits Fund	...	33,200		
Total Mandatory Items			...	$ 366,500
Annual Recurring Maintenance				
General Annual Repairs	...	3,500		
Annual Painting	...	10,000		
Supplies and Materials	...	160,000		
Elevator and Escalator Repairs	...	4,100		
Insect and Pest Control	...	4,500		
Maintenance, Air Conditioning System	...	21,500		
Replacements, Repairs and Improved Facilities, House Restaurants in House Office Buildings	...	97,500		
Equipment, annual	...	28,000		
Total Annual Recurring Maintenance			...	329,100

House Office Buildings
Appropriation Summary
(continued)

	Positions	Amount	Positions	Amount
Nonrecurring Items				
Cyclical Maintenance				
Correct Drainage, Central Court Pool	...	$ 108,200		
Replacement of Computer Room Air Conditioning Units, House Annex #2	...	95,000		
Repairs to Granite Arches of Garage Entrance, First St., Rayburn Building	...	77,200		
Total Cyclical Maintenance	...	$ 280,400		
Continuing and Initiating Other Programs				
Fire Protection Improvements: Cannon, Longworth and Rayburn Buildings	...	$ 70,000		
Computer Room, HIS, House Annex #2	...	48,000		
Computer Room, HIS, Rayburn Building	...	32,500		
Renovation of Longworth Cafeteria	...	950,000		
Installation of Additional Electrical Power and Communication Wiring and Lowering of Ceiling Heights in Longworth Building	...	300,000		
Modernization of Speech Reinforcement Systems	...	35,000		
Total Continuing and Initiating Other Programs	...	$1,435,500		
Total Nonrecurring Items			...	$ 1,715,900
Total Increases			...	$ 2,411,500
Total Estimate for 1981			786	$18,010,000

54-689 - 80 - 22

HOUSE OFFICE BUILDINGS -- (Net decrease for 1981.....$1,174,000)

1980 Appropriation in annual act	$ 18,484,000
1980 Supplemental for Wage-Board pay raises	700,000
Total appropriations - 1980	$ 19,184,000

Deductions - Nonrecurring Items

Deduction for additional excess day (Leap Year)	$ 40,000	
New built-up roof at 7th floor level and related flashing and recaulking of reglets, Longworth Building	400,000	
Alterations to House Annex #2	2,661,000	
Program for energy conservation, House Office Buildings	224,500	
Installation of two-way cable television and data information system, House Annexes #1 and #2	155,000	
Reduction of 11 Elevator Positions by direction of House Appropriations Committee	105,000	(-) 3,585,500
Base for 1981		$ 15,598,500

Increases

MANDATORY ITEMS

Wage-Rate Increases

Authorized by 5 U.S.C. 5343, 5344, 5349: Increase, determined as a result of surveys commenced on August 14, 1979, resulting in new wage rates effective October 21, 1979, under the Federal Wage System, affecting 668 Wage-Board employees carried under this appropriation, paid at new October 1979 rates for 11 months in fiscal year 1980 and required to be paid at such rates for 12 months in fiscal year 1981. Full year base pay cost of October 1979 increase, $644,700, less amount of $608,800 requested as a 1980 Pay Supplemental to cover costs in fiscal year 1980 -- Additional amount required for fiscal year 1981.. $ 35,900 9.1

Increases (continued)

MANDATORY ITEMS (continued)

Within-grade promotions authorized under the Prevailing Rate System for Wage-Board employees compensated under such system	$ 55,400
Within-grade salary advancements and other changes authorized by 5 U.S.C. 5331-5336 for "GS" employees compensated under "General Schedule" Pay Rates (Classification Act)	14,700
Increased Civilian Pay Act Costs This increase results from new pay rates established for "GS" employees by Executive Order 12165, and by Order of the Architect of the Capitol issued October 9, 1979 under authority of section 5307 of 5 U.S.C., effective the first pay period in October 1979. Full year cost required for fiscal year 1981	132,000
Overtime and Holiday Pay (5 U.S.C. 5544) increased from $1,234,300 to $1,305,500, resulting from base pay changes authorized by law	71,200
Contribution to Retirement Fund increased from $874,400 to $898,500, required by 5 U.S.C. 8334, resulting from increased base pay rates	24,100
Payment to Employees' Health Benefits Fund increased from $335,000 to $368,200, authorized by 5 U.S.C. 8906. This increase is requested to adjust the allotment to actual current cost of this item	33,200
Total Increase - MANDATORY ITEMS	$ 366,500

Increases (continued)

OTHER INCREASES - ANNUAL RECURRING ITEMS

General annual repairs increased from $35,000 to $38,500..... $ 3,500

This allotment, last increased in fiscal year 1980, requires an increase of $3,500 to keep abreast of rising costs during the preceding year of accelerated inflation.

Provided under this allotment are such repairs as carpentry, concrete, and masonry, machinery and equipment, electrical, sheet metal work, plumbing, plastering, brickwork, and other similar repairs required for proper structural care and upkeep of the House Office Buildings.

Annual Painting increased from $50,000 to $60,000..... 10,000

For 1981, $60,000 is requested for annual painting under this allotment. This amount (representing an increase of $10,000 above 1980) is based on normal average painting of 35 three-room suites in the Cannon Building, 32 three-room suites or the equivalent in the Longworth Building, 42 three-room suites and cabinets in the Rayburn Building, and miscellaneous painting in House Annex #1 and House Annex #2.

Under rules set by the House Office Building Commission, for many years Congressional offices were normally allowed to be painted once in every 4 years. These rules were changed by the Commission in February 1973. Since then, painting of Congressional offices is now allowed every two years. Painting requests generally increase following election year Member suite changes, and the $10,000 will enable the painting division to accommodate the additional painting requests.

Increases (continued)

OTHER INCREASES - ANNUAL RECURRING ITEMS (continued)

Supplies and Materials increased from $240,000 to $400,000..... $160,000

For 1981, $160,000 is requested to place this allotment on a current need basis. The last increase was provided in fiscal year 1980. An increase of $24,000 (10% increase) is requested to cover increased costs due to inflation. An additional $136,000 is requested to provide supplies, materials, and other necessary items for Legislative Branch staff located in House Office Building Annex #2.

This allotment provides for cleaning, plumbing, carpentry, heating, electrical, hardware, toilet and general supplies for the House Office Buildings Complex; also, supplies and materials for Committees and offices other than Members' offices in the three office buildings and annex buildings.

Elevator and escalator repairs increased from $40,900 to $45,000..... 4,100

This increase is requested to cover the continued rise in cost of work performed under this allotment and represents 10% increase to cover the rate of inflation.

This allotment provides for the regular annual maintenance and repair of 23 elevators and 1 lift in the Cannon and Longworth Buildings, 30 elevators and 23 escalators in the Rayburn Building, 6 escalators providing access between the Rayburn and Longworth Buildings, 2 elevators and 2 escalators in the Underground Garages in Squares 637 and 691, and 3 elevators in House Annex #1 (former Congressional Hotel) and 8 elevators in House Annex #2 (former F.B.I. building), and provides for the purchase of such items as cable, minor replacement and repair parts, lubricants, oil, grease, tools, and cleaning fluid.

Increases (continued)

OTHER INCREASES - ANNUAL RECURRING ITEMS (continued)

Insect and pest control increased from $10,500 to $15,000..... $ 4,500

Since 1963 funds have been provided annually for the control of insects and pests in the Cannon and Longworth buildings, since 1965 for such control in the Rayburn building, since 1974 for such control in House Annex #1, and since 1977 for such control in House Annex #2.

The current costs projected to fiscal year 1981 indicate that the annual contract cost for this item will be approximately $15,000, which provides for the spraying of offices, Member's suites, hallways, elevator pits, machinery areas, and other locations where insects and other pests can hide.

Maintenance, air conditioning systems -- annual allotment increased from $66,000 to $87,500..... 21,500

The increase of $21,500 under the annual recurring items is requested to provide for rising costs of materials and equipment procured under this allotment, and miscellaneous repairs to House Annex #1 equipment.

The annual allotment provides for such annually recurring items as filters, oil, grease, cleaning equipment, tools, paint, refrigerant, waste, antifreeze liquid, and for repairs and minor improvements for maintenance and upkeep of the air conditioning systems servicing the 3 House Office Buildings and the 2 House Annexes; also for cleaning and chemically treating kitchen ducts and hoods in House Restaurant facilities located in the 3 office buildings.

Increases (continued)

OTHER INCREASES - ANNUAL RECURRING ITEMS (continued)

The miscellaneous repairs to the House Annex #1 equipment are necessary because of the poor condition of the existing system, of which there are two components. The existing wall units are obsolete, and repair parts or replacements are unavailable. Therefore, as these units fail they must be replaced with window units. A portion of the increase for House Annex #1 is attributable to that need. The other component is the water system piping, which is used for both heating and cooling. These pipes are old and over the past year have failed more than 30 times. This repair work is extensive when failure occurs, because ceilings must be opened to gain access to the piping. The balance of the increase for House Annex #1 is for this type of repair work.

It is anticipated that this work on House Annex #1 will continue over the next several years but should eventually cease as window units are installed and the piping system is gradually replaced.

A breakdown of the estimate follows:

Air Conditioning Estimate - annual items

Air Filter replacements	$34,000
Oil, grease, cleaning equipment, tools, paint	6,600
Refrigerants, refrigeration oil, and miscellaneous items	4,500
Replacement parts	6,600
Repair and servicing refrigeration machines, heating, ventilating and other equipment	17,400
Cleaning and treating kitchen exhaust systems	4,500
Coil replacements	3,900
Miscellaneous repairs, House Annex #1	10,000
Total	$87,500

Increases (continued)

OTHER INCREASES - ANNUAL RECURRING ITEMS (continued)

Replacements and improved facilities, House Restaurants in House Office Buildings increased from $156,500 to $254,000..... $ 97,500

For 1980, $156,500 was allowed under this head for items required for improved sanitation, maintenance and replacement of existing equipment, as the same becomes worn and as required to provide improved sanitary conditions.

The amount requested for 1981 represents an estimated sum for equipment replacement -- tentatively identified by building as follows: Rayburn - $160,300, Longworth - $13,300, and House Annex #2 - $5,000.

This request for 1981 is submitted at the request of the Chairman of the Subcommittee on Services, House Administration Committee.

Annual Equipment, increased from $2,000 to $30,000..... 28,000

The annual equipment category provides miscellaneous equipment items not funded under other specific categories. For example, vacuum cleaners, floor scrubbers and ice machines, along with various other types of equipment, are purchased from this category.

Two factors attribute to the increase of $28,000. The first and major need is to institute a regular program of equipment replacement. For example, a vacuum cleaner has a normal useful life of between 8 and 9 years, and therefore needs to be replaced on a regular 8 - 9 year cycle. The same normal useful life expectancy can be predicted for other types of equipment as well. Therefore, by replacing equipment on a regular cycle unexpected breakdowns are reduced and routine work can take place as scheduled, improving overall efficiency.

The second factor is the full occupancy of House Office Building Annex #2. Some equipment will need to be purchased for the maintenance of this facility.

Total Increase - ANNUAL RECURRING ITEMS..... $329,100

9.7

Increases (continued)

OTHER INCREASES - NONRECURRING ITEMS (continued)

Cyclical Maintenance

Correct drainage, Central Court Pool, Rayburn Building..... $108,200

An amount of $108,200 is requested to rectify drainage problems in the Rayburn Building Central Court Pool.

In fiscal year 1979 $195,000 was appropriated to correct drainage problems at the Rayburn West Court above rooms G2-27A and G2-28A and the West Terrace and Central Court pools. Work began early in March on the West Terrace planter boxes, which had previously been determined to be part of the problems above rooms G2-27A and G2-28A. The planter boxes were partially excavated to expose the old waterproofing, which was removed and replaced with new materials.

During this work it was discovered that the drainage problems were more extensive than had been originally determined. Old waterproofing had failed in the West Terrace walls where they meet the terrace floor, voids and cracks were found in the steps and flashing along the terrace and steps, and grading problems were discovered causing pools of water to form on the terrace. These problems required attention or else water would continue to leak into the Rayburn Building. This work had not been budgeted for because the extent of the drainage problems had not been known to be so great. Only after performing the initial work and opening up the underground areas, was it learned that the problems were larger than anticipated.

Increases (continued)

OTHER INCREASES - NONRECURRING ITEMS (continued)

Cyclical Maintenance (continued)

As a result, the work that was accomplished on the West Terrace used nearly all of the $195,000 available for the project. The balance was used to drain and correct the drainage problems in the West Court pool, and to drain and winterize the Central Court Pool.

The estimate of $108,200 for the Central Court Pool is the amount needed to complete the drainage work already started. Without this funding, the pool will have to remain empty and unused, or else water will leak into the areas below.

Replacement of Computer Room air conditioning units,
House Office Building Annex #2..... $95,000

The House Office Building Annex #2 sixth floor computer room is occupied by the House Information System. Prior to 1976, when the Architect of the Capitol assumed responsibility for the maintenance of the facility the General Services Administration had maintained a computer room there. The existing self-contained air conditioning units were reused, and are now thirteen years old. These units have operated 24 hours a day, seven days a week to maintain the HIS computer room at a constant temperature, and they are shut down only for maintenance functions.

One of the existing units failed and was replaced in May, 1978 by a chilled water unit. This was accomplished in conjunction with the additional air conditioning provided for in the expansion of the facility.

Increases (continued)

OTHER INCREASES - NONRECURRING ITEMS (continued)

Cyclical Maintenance (continued)

It is proposed that the four remaining original air conditioning units be replaced with new equipment over a two year period to provide a dependable, more efficient air conditioning system. Installation will be accomplished by regular maintenance forces under the supervision and direction of the Architect's Engineering Staff. The necessary work will be performed with minimal disruption to existing facilities. Because of the need to work only at times when HIS equipment is not being used at full capacity, these funds in the amount of $95,000 are requested on a "No Year" basis.

Repairs to granite arches of garage entrance, First Street, Rayburn Building..... $ 77,200

The three granite arches over the Rayburn Garage entrance on 1st Street, S.W., have had stone movement, which indicates a structural deficiency. A structural survey was therefore conducted.

Each arch is identical, with a span of 22 feet. The arches support the granite wall above. Stone movement has occurred in all three arches, and some stones are cracked. Additionally, there are horizontal gaps between the arches and the wall above them. The result is that water penetrates these gaps, causing the mortar to leach and therefore weaken. If the water should freeze, the pressure could cause greater movement, thereby aggravating the problem.

To correct the problem, holes will be drilled to allow water drainage so no ice buildup occurs in the future. To strengthen the arches, steel plates will be bolted in place to prevent further movement. The estimated cost of this work is $77,200.

Total Cyclical Maintenance..... $280,400 9.10

Increases (continued)

OTHER INCREASES - NONRECURRING ITEMS (continued)

Continuing and Initiating Other Programs

Fire Protection Improvements: Cannon, Longworth and Rayburn Buildings..... $70,000

This request is for funding the continuing program of fire protection improvements to the several House Office Buildings. The $70,000 request for 1981 is to correct fire safety hazards in the Longworth House Office Building, specifically in the attic.

The attic of the Longworth House Office Building is used as a building systems area, housing elevator equipment, fans, air handling units, etc. The area is frequently unattended, accessible and not under security surveillance. The catwalks and flooring are wood, the ceiling and walls are lined with highly combustible cellulose fiber insulation, and the air handling equipment has combustible cork insulation. This inherent fuel source, coupled with the minor storage and furnishings in the space, pose a threat to the exposed steel structural members in the event of a fire in the area. By the same token, any danger to the attic is transmitted to the occupied 7th floor by virtue of the thin plaster barrier separating the two.

Reliance on fire hose streams will be dangerous to the building and the firefighters due to the potential loss of structural integrity. The large quantities of water utilized in such an operation would cause extensive water damage to the floors below.

Therefore, funds are requested in the amount of $70,000 to install an automatic sprinkler system to provide localized application of water onto a fire and protect the steel building members. As this work may involve operations in or near occupied spaces, it is requested that this money be made available on a "No Year" basis.

Increases (continued)

OTHER INCREASES - NONRECURRING ITEMS (continued)

Continuing and Initiating Other Programs (continued)

Fire Protection Improvements: Computer Room, House Information Systems, House Office Building Annex #2..... $48,000

The House Information Systems Computer Room located on the sixth floor of the House Office Building Annex #2 is not protected by any automatic fire suppression system. Should hand operated fire extinguishers not be effective, or if the space is unoccupied at the time of a fire, this vital support facility serving the House of Representatives would be destroyed.

Therefore, to insure the protection of the facility and occupants, $48,000 is requested to install a total flooding Halon 1301 Fire Protection System, activated by cross zoned smoke detectors, to protect the entire computer room including the area under the raised floor.

Fire Protection Improvements: Computer Room, House Information Systems, Rayburn Building..... 32,500

The House Information System Computer Room located in the Rayburn House Office Building, Room 2401A, currently has no fire protection beyond hand operated fire extinguishers. Should these not be effective, or if the area is unoccupied at the time of a fire, this vital support facility serving the House of Representatives would be destroyed.

Therefore, to insure the protection of the facility and occupants, $32,500 is requested for the installation of a total flooding Halon 1301 Fire Suppression System, activated by cross zoned smoke detectors, to protect the entire Computer Room including the area under the raised floor.

Increases (continued)

OTHER INCREASES - NONRECURRING ITEMS (continued)

Continuing and Initiating Other Programs (continued)

Renovation of Longworth Cafeteria..... $950,000

At the request of the Chairman of the Subcommittee on Services, House Administration Committee, the 1981 request includes $950,000 for the renovation of the Longworth Cafeteria. This request is concurred in by the House Office Building Commission.

The Longworth House Office Building Cafeteria and kitchen facility was constructed in the existing basement courtyard in 1958 to serve congressional Members and staff. This facility contains a fully equipped kitchen and an 11,330 square foot dining area, seating approximately 528 persons. Due to a limited budget, the original construction was accomplished with minimum embellishment of the dining area. Other than the cleaning of perimeter stone walls, re-draping windows, the addition of a ramp for the handicapped and an occasional painting of the ceiling, this dining area has remained as constructed for about 20 years.

Recently, the Architect of the Capitol was requested to prepare plans and cost estimates for remodeling and improving the appearance of the dining area, for presentation to the Services Subcommittee.

The renovations will consist of a complete remodeling of the dining and serving area, along with related mechanical and electrical work. Because of the need to perform work in this facility on an irregular schedule, the renovation will take longer than one year. Therefore, these funds are requested on a "No Year" basis.

Increases (continued) OTHER INCREASES - NONRECURRING ITEMS (continued)

Continuing and Initiating Other Programs (continued)

Installation of additional electrical power and communication wiring and lowering ceiling heights in Longworth Building..... $ 300,000

This project was justified and approved, in fiscal year 1979.

For fiscal year 1981 an amount of $300,000 on a "No Year" basis is requested to continue the work begun in 1979.

The work being performed provides additional electrical power capacity, computer and closed circuit television cabling, and fire sprinkler system piping in the hallways. A new hung acoustical tile ceiling will be provided to cover the wiring and pipes.

Modernization of speech reinforcement systems..... 35,000

In fiscal year 1977, $185,000 was appropriated to replace the speech reinforcement systems in the main Committee Hearing Rooms in the House Office Buildings. These funds have been expended as planned.

There are eleven subcommittee rooms that also have speech reinforcement equipment that has been in use for many years. This equipment should be either replaced or modernized to insure that Congressional hearings can take place with maximum efficiency. The request of $35,000 will provide funding for that purpose.

Total Continuing and Initiating Other Programs..... $1,435,500

Total Increase - NONRECURRING ITEMS..... $1,715,900

TOTAL INCREASES..... (+) $ 2,411,500

Total Estimate for 1981..... $18,010,000

Estimate 1981
#15 - H.O. Bldgs.

CANNON, LONGWORTH AND RAYBURN HOUSE OFFICE BUILDINGS, GARAGES, AND HOUSE ANNEXES (FORMERLY KNOWN AS "CONGRESSIONAL HOTEL" AND "FBI BUILDING")

Objectives

This appropriation provides for the structural, mechanical, and domestic care of the Cannon, Longworth and Rayburn House Office Buildings, Garages, and House Annexes, the House subways, and the operation of the mechanical equipment. The Cannon and Longworth Buildings each contain approximately 500 office and committee rooms, together with storage rooms, shops, transformer stations, and subways. The Rayburn House Office Building contains approximately 700 office and committee rooms, together with storage rooms, shops, transformer rooms, subways, and other miscellaneous facilities. The old building, known as the Cannon House Office Building, has a 300-car garage in its courtyard; the new building, known as the Longworth House Office Building, has a cafeteria in its courtyard; the Rayburn House Office Building has a 1,600-car garage in its substructure.

The Cannon Building is 72 years old, having been occupied January 10, 1908; the Longworth Building is 47 years old, having been occupied April 20, 1933; general occupancy of Congressional suites in the Rayburn Building commenced in February 1965 and was completed in April 1965. Occupancy of Committee Rooms in the Rayburn Building commenced in March 1965 and was also completed in April 1965. The underground garages in Squares 637 and 691, accommodating 1,276 automobiles and building maintenance shops, were placed in operation in September 1967 and are being operated and maintained under this appropriation under the provisions of existing law.

House Annex #1 ("Congressional Hotel") Building has been remodeled and the remodeled areas have been occupied by House personnel under authority of Section 8 of Public Law 92-313 (86 Stat. 222) approved June 16, 1972. House Annex #2 ("FBI Building"), made part of the House Office Buildings Complex for occupancy by the House, under authority of Public Law 94-6, approved February 28, 1975, is now about 75% occupied by the House and the remainder is being occupied by the House progressively, as permanent remodeling work is completed.

54-689 - 80 - 23

Objectives (continued)

A regular force of 797 employees was allowed for the fiscal year 1980 for the care of these buildings and garages and their mechanical equipment, which includes such items as the air-conditioning systems with their extensive and complex equipment; 66 elevators, 31 escalators and 1 lift; 1 dumbwaiter, and 2 subway cars and transportation system; electric fixtures and wiring; legislative bell, clock, and buzzer systems; plumbing fixtures and piping.

A force of 786 employees is required for 1981 which reflects a reduction of 11 Elevator Operator positions, as directed by the House Subcommittee on Appropriations, as compared to the previous fiscal year. This force, covering 3 shifts daily, consists of 110 mechanics and helpers in the general shops; 31 engineers, 59 mechanics and helpers in the heating, ventilating and air-conditioning departments; 43 attendants and 6 laborers to operate garages in the Cannon and Rayburn House Office Buildings; 16 attendants and 6 laborers to operate the underground garages in Squares 637 and 691; 4 attendants to operate the parking facility in Square 692; 14 operators and 1 starter for the elevators; 5 subway car operators; 195 general laborers and helpers, and 255 charwomen; 1 Superintendent and 32 clerical and other assistants; 5 nurses, 1 Recreation Specialist; 1 Physio Therapy Aid and 1 Garage Superintendent.

The Architect performs his duties in connection with these buildings under authority of the Acts of March 4, 1907 (34 Stat. 1365), May 28, 1908 (40 U.S.C. 184), April 22, 1955 (40 U.S.C. 175), June 16, 1972 (86 Stat. 222), and February 28, 1975 (89 Stat. 11-12).

ITEMS UNDER WHICH NO CHANGES OCCUR

Maintenance, Subway Transportation System	$ 12,000
Miscellaneous Improvements	100,000
House Cable Distribution System, Annual Maintenance	64,800
Equipment:	
Storage Boxes	3,000
Movable Partitions	20,000

ESTIMATED OBLIGATIONS BY QUARTER
(Includes Proposed Pay Supplemental)

REGULAR ANNUAL APPROPRIATION: House Office Buildings FISCAL YEAR 1980

	Object Classification	1st Quarter	2nd Quarter	3rd Quarter	4th Quarter	Total Obligations	% of Oblig. in 4th Qtr.
11	Personnel Compensation	$3,374,191	$3,162,057	$3,675,394	$3,471,258	$13,682,900	25.37
12	Personnel Benefits	310,406	290,632	339,069	319,693	1,259,800	25.37
21	Travel	.....	.....	.....	.....	.....	.....
22	Transportation of Things	.....	.....	.....	.....	.....	.....
23	Rent, Communications & Utilities	.....	.....	.....	.....	.....	.....
24	Printing & Reproductions	.....	.....	.....	.....	.....	.....
25	Other Services	44,923	45,454	58,604	130,219	279,200	46.64
26	Supplies & Materials	38,040	35,352	32,736	133,872	240,000	55.78
31	Equipment	50,000	99,000	16,500	16,000	181,500	8.82
32	Land & Structures	.....	.....	.....	.....	.....	.....
42	Insurance Claims & Indemnities	.....	.....	.....	.....	.....	.....
	Estimated Reimbursements	.....	.....	.....	.....	.....	.....
	Totals	$3,817,560	$3,632,495	$4,122,303	$4,071,042	$15,643,400	26.02

9.17A

ESTIMATED OBLIGATIONS BY QUARTER

REGULAR ANNUAL APPROPRIATION: House Office Buildings FISCAL YEAR 1981

	Object Classification	1st Quarter	2nd Quarter	3rd Quarter	4th Quarter	Total Obligations	% of Oblig. in 4th Qtr.
11	Personnel Compensation	$3,355,177	$3,195,934	$3,727,666	$3,568,423	$13,847,200	25.77
12	Personnel Benefits	319,133	303,987	354,563	339,417	1,317,100	25.77
21	Travel	.....	.....	.....	.....	.....	.....
22	Transportation of Things	.....	.....	.....	.....	.....	.....
23	Rent, Communications & Utilities	.....	.....	.....	.....	.....	.....
24	Printing & Reproductions	.....	.....	.....	.....	.....	.....
25	Other Services	100,353	101,538	130,915	290,894	623,700	46.64
26	Supplies & Materials	63,400	58,920	54,560	223,120	400,000	55.78
31	Equipment	76,750	76,750	76,750	76,750	307,000	25.00
32	Land & Structures	.....	.....	.....	.....	.....	.....
42	Insurance Claims & Indemnities	.....	.....	.....	.....	.....	.....
	Estimated Reimbursements	.....	.....	.....	.....	.....	.....
	Totals	$3,914,813	$3,737,129	$4,344,454	$4,498,604	$16,495,000	27.27

9.17B

Program and Financing (in thousands of dollars)

Identification code 01–0127–0–1–801	1979 actual	1980 est.	1981 est.
Program by activities:			
10.00 Maintenance and operation of the House Office Buildings (costs—obligations)	20,973	20,835	18,688
Financing:			
21.40 Unobligated balance available, start of year	−4,226	−3,986	−2,335
24.40 Unobligated balance available, end of year..	3,986	2,335	1,657
25.00 Unobligated balance lapsing	110	.....	.....
Budget authority	**20,843**	**19,184**	**18,010**
Budget authority:			
40.00 **Appropriation**	**21,465**	**18,484**	**18,010**
41.00 **Transferred to other accounts**	−622	.....	.....
43.00 **Appropriation (adjusted)**	**20,843**	**18,484**	**18,010**
44.10 **Supplemental for wage-board pay raises**	.....	**700**	.....
Relation of obligations to outlays:			
71.00 Obligations incurred, net	20,973	20,835	18,688
72.40 Obligated balance, start of year	2,153	2,953	1,227
74.40 Obligated balance, end of year	−2,953	−1,227	−1,295
77.00 Adjustments in expired accounts	−16	.....	.....
90.00 Outlays, excluding pay raise supplemental	20,157	21,888	18,593
91.10 Outlays from wage-board pay raise supplemental	.....	673	27

Object Classification (in thousands of dollars)

Identification code 03–0127–0–1–801	1979 actual	1980 est.	1981 est.
Personnel compensation:			
11.1 Permanent positions	10,482	11,922	12,015
11.3 Positions other than permanent	.....	15	15
11.5 Other personnel compensation	1,752	1,746	1,817
Total personnel compensation	12,234	13,683	13,847
12.1 Personnel benefits: Civilian	1,135	1,260	1,317
22.0 Transportation of things	1	.....	.....
25.0 Other services	6,992	5,471	2,817
26.0 Supplies and materials	504	240	400
31.0 Equipment	106	181	307
42.0 Insurance claims and indemnities	1	.....	.....
99.0 Total obligations	20,973	20,835	18,688

Personnel Summary

Total number of permanent positions	797	797	786
Total compensable workyears	835	876	866
Full-time equivalent of other positions	(0)	(1)	(1)
Full-time equivalent of overtime and holiday hours	(84)	(78)	(79)
Average GS grade	7.94	7.94	7.94
Average GS salary	$16,066	$18,411	$18,790
Average salary of ungraded positions	$13,745	$14,696	$14,884

OBJECT CLASSIFICATION

[In thousands of dollars]

Item	1979 actual	1980 estimate	1981 estimate
25.0 Other services:			
General annual repairs	112	35	39
Annual painting	133	50	60
Elevator and escalator repair	42	41	45
Maintenance, air-conditioning system	97	66	88
Insect and pest control	11	11	15
Maintenance, subway transportation system	1	12	12
Miscellaneous improvements	57	139	100
Alterations to House Annex No. 2	5,397	2,663	350
Replacement of deteriorated sections of air-conditioning system supplying heat and cooling throughout the Longworth Building	397	912	.....
Correct drainage northwest court, Rayburn Building, above rooms G2–27A and G2–28A; west terrace and central court pools	197	.....	108
Repairs to coping, and removing and installing bronze railing, Longworth House Office Building	10	.....	.....
Fire protection improvements—installation of electronically supervised automatic sprinkler system in HOBA No. 1 (former Congressional Hotel)	126	.....	.....
Program for energy conservation, House Office Buildings	1	155	173
Installation of additional electrical power and communication wiring and lowering of ceiling heights in Longworth Building	.....	250	550
Fire protection improvements, Cannon, Longworth, and Rayburn Buildings	172	161	70
Modernization of speech reinforcement systems	15	1	35
Waterproofing pedestrian tunnel between the Capitol and Cannon Building	40	110	.....
House closed circuit televising system	36	.....	.....
Installation of partitions and air conditioning in room B–204, Longworth Building	30	9	.....
Install 6-foot fencing in attic, Rayburn Building	.....	25	.....
Alterations to House Annex No. 1	87	.....	.....
House cable distribution system, annual maintenance	.....	65	65
Installation of two-way cable television and data information system, House Annexes No. 1 and No. 2	28	466	55
New built-up roof at seventh floor level and related flashing and recaulking of reglets, Longworth Building	.....	300	300
Replacement of Computer Room air conditioning units, House Annex No. 2	.....	.....	95
Fire Protection Improvements: Computer Room, HIS, House Annex No. 2	.....	.....	48
Computer Room, HIS, Rayburn Building	.....	.....	32
Repairs to granite arches of garage entrances, First Street, Rayburn Building	.....	.....	77
Renovation of Longworth Cafeteria	.....	.....	700
Total, other services	6,989	5,471	2,817
31.0 Equipment:			
Annual	29	2	30
Storage boxes	.....	3	3
Movable partitions	10	20	20
Replacements, repairs and improved facilities, House Restaurants in House Office Buildings	67	156	254
Total, equipment	106	181	307

Estimate 1981
Appro. Summary
C.P.P.

Capitol Power Plant
Appropriation Summary

	Positions	Amount
1980 Appropriation in annual act	104	$14,181,000
1980 Supplemental for Wage-Board pay raises	...	125,000
Total appropriations - 1980	104	14,306,000
1980 Estimated reimbursements	...	1,950,000
Total appropriations and estimated reimbursements	104	$16,256,000

	Positions	Amount		
1980 Nonrecurring Deductions				
Deduction for Additional Excess Day (Leap Year)	...	$ 5,600		
Replacement of Expansion Joints in Steam Lines	...	199,500		
Replacement of Underground Steam Lines serving U.S. Capitol Building from South Capitol Street Main Line	...	300,000		
Installation of Steam Meters in Capitol Complex of Buildings	...	30,000		
Total 1980 Nonrecurring Deductions			...	535,100
Total 1981 Base			104	$15,720,900
Increases				
Mandatory Items				
Wage Rate Increases, Wage Board Employees, October 1979 Pay Raise	...	35,200		
Within-grade Promotions, Wage Board Employees	...	14,400		
Increased Civilian Pay Act Cost, October 1979	...	4,400		
Overtime and Holiday Pay	...	1,100		
Contribution to Retirement Fund	...	1,800		
Total Mandatory Items			...	56,900

Estimate 1981
Appro. Summary #2
C.P.P.

Capitol Power Plant
Appropriation Summary
(continued)

	Positions	Amount	Positions	Amount
Annual Recurring Maintenance				
Purchase of Electrical Energy	...	$2,359,700		
Miscellaneous Annual Supplies	...	10,000		
Fuel: Coal	...	780,000		
Total Annual Recurring Maintenance			...	$ 3,149,700
Nonrecurring Items				
Cyclical Maintenance				
Replacement of Expansion Joints in Steam Lines	...	300,000		
Replacement of Roof, Original Section of the Power Plant Building	...	131,500		
Replacement of Controls on Nos. 2 and 3 Wickes Coal Fired Boilers	...	50,000		
Replacement of Controls on Nos. 4, 5, 6, and 7 Oil Fired Boilers	...	70,000		
Installation of Diesel Generator	...	100,000		
Total Cyclical Maintenance	...	$ 651,500		
Total Nonrecurring Items			...	651,500
Total Increases			...	$ 3,858,100
Total Estimate for 1981			104	$19,579,000
Less Estimated Reimbursements			...	(-)1,950,000
Total Appropriation Estimate 1981			104	$17,629,000

CAPITOL POWER PLANT -- (Net Increase for 1981.....$3,323,000)

1980 Appropriation in annual act	$ 14,181,000
1980 Supplemental for Wage-Board pay raises	125,000
Total appropriations - 1980	$ 14,306,000
1980 Estimated reimbursements	1,950,000
Total appropriations and estimated reimbursements	$ 16,256,000

Deductions - Nonrecurring Items

Deduction for additional excess day (Leap Year)	$ 5,600	
Replacement of expansion joints in steam lines	199,500	
Replacement of underground steam lines serving U.S. Capitol Building from South Capitol Street Main Line	300,000	
Installation of steam meters in Capitol Complex of Buildings	30,000	(-) 535,100
Base for 1981		$ 15,720,900

Increases

MANDATORY ITEMS

Wage-Rate Increases

Authorized by 5 U.S.C. 5343, 5344, 5349: Increase, determined as a result of surveys commenced on August 14, 1979, resulting in new wage rates effective October 21, 1979, under the Federal Wage System affecting 109 Wage-Board employees carried under this appropriation, paid at new October 1979 rates for 11 months in fiscal year 1980 and required to be paid at such rates for 12 months in fiscal year 1981. Full year base pay cost of October 1979 increase, $139,300, less amount of $104,100 requested as a 1980 Pay Supplemental to cover costs in fiscal year 1980 -- Additional amount required for fiscal year 1981..... 35,200

Increases (continued)

MANDATORY ITEMS (continued)

Within-grade promotions authorized under the Prevailing Rate System for Wage-Board employees compensated under such system	$ 14,400
Increased Civilian Pay Act Costs This increase results from new pay rates established for "GS" employees by Executive Order 12165, effective the first pay period in October 1979, issued October 9, 1979, under authority of section 5307 of title 5 of the U.S. Code, affecting such employees	4,400
Overtime and Holiday Pay (5 U.S.C. 5544) increased from $107,250 to $108,350 resulting from base pay changes authorized by law	1,100
Contribution to Retirement Fund increased from $163,300 to $165,100, required by 5 U.S.C. 8334, resulting from increased base pay rates	1,800
Total Increase - MANDATORY ITEMS	$ 56,900

Increases (continued)

OTHER INCREASES - ANNUAL RECURRING ITEMS

Purchase of electrical energy increased from $8,915,300 to $11,275,000..... $2,359,700

For the fiscal year 1980, $8,915,300 was required, based on the projected procurement of approximately 162,100,000 K.W. hours of electrical energy, at an average cost of 5.5 cents per K.W. hour, including demand charges, surcharges, and fuel adjustment charges.

For 1981, based on figures presently predictable, we are asking for an amount of $11,275,000 -- or an increase of $2,359,700 over the 1980 amount. The amount of $11,275,000 is predicated on the procurement of approximately 205,000,000 K.W. hours of electrical energy, at an average cost of 5.5 cents per K.W. hour, including demand charges, surcharges, and fuel adjustment charges.

The 1981 increase of $2,359,700 is, therefore, based on an anticipated additional consumption of 42,900,000 K.W. hours.

The anticipated additional consumption is due to increased loads added annually, resulting from installation and use of more extensive and sophisticated electrical equipment in the buildings in the Legislative group, and to expected loads to be assumed in 1981 associated with the full occupancy of House Annex #2 and the expanded occupancy of the Library of Congress Madison Building and the Capitol Power Plant. These increases are unavoidable, despite concerted efforts to conserve energy in every feasible way.

Electrical energy is procured from the Potomac Electric Power Company at rates approved by the Public Service Commission. Electrical energy has been procured from such company ever since the Capitol Power Plant discontinued the generation of electricity at the plant in 1950-1951.

Increases (continued)

OTHER INCREASES - ANNUAL RECURRING ITEMS (continued)

The following table shows, by percentages, how the use of electrical energy actually occurred in the fiscal year 1979.

Building or Unit	Percentage Used
Capitol Building	7.4
Dirksen Senate Office Building	6.8
Russell Senate Office Building	4.5
Senate Annex (former Plaza Hotel Building)	0.3
Senate Annex (former Capitol Hill Hotel)	0.3
Senate Annex (former Senate Courts Apartments)	0.3
Senate Annex (former Hill Apartments)	0.2
Senate Annex (former Immigration Building)	0.9
Rayburn House Office Building	16.1
Longworth House Office Building	4.2
Cannon House Office Building	4.2
House Annex #1 (former Congressional Hotel)	0.9
House Annex #2 (former FBI Building)	5.6
Library of Congress (Main Building)	6.8
Library of Congress Annex (Jefferson Building)	6.0
James Madison Memorial Building	5.8
Senate Garage	0.6
Capitol Power Plant	24.4
Street Lighting, Capitol Grounds	0.2
Miscellaneous, Including Traffic Signals, Capitol Grounds	0.3
400 North Capitol (Senate Computer Facility)	1.8
Temporary Library Computer Facility	2.4
TOTAL	100.0

Increases (continued)

OTHER INCREASES - ANNUAL RECURRING ITEMS (continued)

Miscellaneous annual supplies increased from $105,000 to $115,000..... $ 10,000

This allotment provides for miscellaneous annual supplies, consisting almost entirely of consumable materials, such as freon gas for refrigeration machines, chemicals for the treatment of water used in the refrigeration and steam generating systems, lubricants for the rotating machinery, lamp replacements and other electrical supplies, cleaning materials, paint, lumber, tools, and other consumable items used each day to keep the plant operating in a safe and satisfactory manner. For the fiscal year 1979, $114,882 was obligated. Current indications are that cost requirements for the fiscal year 1981 will amount to $115,000.

The Capitol Power Plant furnishes a vital service for the Legislative and other buildings which it serves and the amount requested for 1981 is deemed necessary for continued dependable operation.

Purchase of fuel: Coal increased from $1,600,000 to $2,380,000..... 780,000

In a continuing effort to comply with the regulations for particulate and gaseous emissions established by the various environmental agencies, and at the same time exercise responsibility for national energy concerns, we utilize coal, whenever possible, as the basic fuel to produce steam necessary for heating the various buildings supplied with such service by the plant and in providing hot water and other process operations.

The availability of low sulphur coal is diminishing and the cost is naturally increasing in reflection of that short supply; also, our alternate fuel source, oil, is in short supply and consequently increased cost for this commodity is a further factor considered in arriving at our 1981 budget request.

Increases (continued)

OTHER INCREASES - ANNUAL RECURRING ITEMS (continued)

As the Committee has been advised in previous years, both coal and fuel oil are purchased through the Federal Bureau of Supply, General Services Administration, under authority of Public Law 152, 81st Congress, as amended. Bids for fuel are received in April or May each year by that Bureau and the fuel is contracted for with a provision in the contract allowing for changes in wage and freight wage rates.

With respect to the fiscal year 1981, the James Madison Memorial Building will become fully operational, also, temporary heat must be supplied to the Hart Senate Office Building during construction.

Based on these various considerations, we deem it necessary to request for the fiscal year 1981 an allotment of $2,380,000 for 34,000 tons of coal at $70.00 per ton, as opposed to the fiscal year 1980 allotment of $1,600,000 for 32,000 tons of coal at $50.00 per ton.

Total Increase - ANNUAL RECURRING ITEMS..... $3,149,700

Increases (continued)

OTHER INCREASES - NONRECURRING ITEMS

Cyclical Maintenance

Replacement of expansion joints in steam lines..... $300,000

Funds in the amount of $104,000 were appropriated in fiscal year 1977 for an initial allotment under a program for replacement of expansion joints in the steam lines in the underground tunnels between the Senate Office Buildings and the Government Printing Office. Subsequent thereto, further engineering analysis of the work to be done has revealed that, because of the age of these expansion joints and the many unknown structural problems associated therewith, a detailed engineering study was required before we could logically proceed with the task of replacement of these expansion joints. Therefore, we engaged a consulting engineering firm to study the many different conditions that prevail in the existing steam lines and to develop a report and make recommendations for specific solutions to the problems.

In anticipation of work required to be accomplished as a result of the study and current knowledge there was requested and approved an amount of $150,000 in fiscal year 1979, on a "No Year" basis. However, $50,000 of this amount was withheld from obligation and expenditure pursuant to Section 311, General Provisions, Legislative Branch Appropriation Act, 1979, and subsequently released to partially finance the fiscal year 1979 pay supplemental.

For fiscal year 1980, an additional amount of $199,500 was appropriated, on a "No Year" basis, making the total appropriated for construction of this project $349,500, of which $50,000 was subsequently transferred as previously stated, leaving a balance available for construction of this project of $299,500.

Increases (continued)

OTHER INCREASES - NONRECURRING ITEMS (continued)

Cyclical Maintenance (continued)

The study, "Steam Distribution System", has been completed, and identifies the pertinent and specific problems and the recommended corrective course of action. Generally, the age of the expansion joints and the structural deterioration of the anchors, concrete walls and ceilings require replacement, repair and upgrading.

In addition to those funds already appropriated, $300,000 is requested on a "No Year" basis to continue required work in connection with the replacement of expansion joints, and associated upgrading, as it relates to the steam distribution system serving the Capitol Complex of Buildings. This program is estimated for conclusion in fiscal year 1983.

Further estimated funds needed to conclude this project are $300,000 and $120,000 for fiscal years 1982 and 1983, respectively.

Repairs to roof, original section of the power plant building..... $ 131,500

During roof repairs authorized by funds appropriated in fiscal year 1978, it became obvious that deterioration, and therefore repairs needed, was more extensive than originally foreseen. Accordingly, an identical amount was requested in fiscal year 1980 and denied without prejudice.

Under the amount requested, it is again proposed to make the remaining repairs as deemed necessary to the flat roof area.

Presently, there are numerous leaks causing interior damage and in order to rectify this problem it is recommended that the remaining flat roof area of 8,100 square feet be repaired.

Increases (continued) OTHER INCREASES - NONRECURRING ITEMS (continued)

Cyclical Maintenance (continued)

Replacement of controls on Nos. 2 and 3 Wickes coal fired boilers..... $50,000

This item, as is the case with the prior item, is a resubmittal from fiscal year 1980 which was denied without prejudice.

In recent years replacement controls have been installed on the No. 1 Wickes coal fired boiler. Controls on Wickes Nos. 2 and 3 have also become outdated and replacement parts are not available. Considering our continuing efforts to improve the efficiency of operation and the reduction of environmental pollution, these control modifications are deemed essential. Therefore, the economical and logical course of action is to replace the controls on the remaining two boilers.

Under an amount of $50,000 for 1981, these improved and beneficial changes will be made.

Replacement of controls on Nos. 4, 5, 6 and 7 oil fired boilers..... 70,000

This nonrecurring request of $70,000 is needed to replace and correspondingly update antiquated combustion control equipment on oil fired boilers numbered four through seven.

These controls are critical to the regulation of air-fuel mixture in each boiler dependent on the particular demand at any given period in time. Further, to improve efficiency of operation and continously strive to reduce emission of pollutants the more modern controls are essential.

In order not to significantly affect the capability to produce the required steam demand at any given time, the combustion control work will be accomplished on a selective basis. This procedure will require a period of more than one but less than two years. Therefore, this appropriation is requested on a "No Year" basis.

54-689 - 80 - 24

Increases (continued)

OTHER INCREASES - NONRECURRING ITEMS (continued)

Cyclical Maintenance (continued)

Installation of diesel generator..... $100,000

The Potomac Electric Power Company is the sole supplier of electrical energy needs to keep the plants in operation on coal, oil, and refrigeration. Presently, the only emergency electrical energy source available, if there is a loss of power from PEPCO, is an approximately 25 year old 60 kilowatt generator.

This piece of equipment does not possess the required, nor due to age and use, have the desired or needed capacity to provide emergency electrical energy, if ever needed.

Also, the lack of capacity is even more prevalent due to the installation of additional equipment placed in operation under the appropriation "Modification and Enlargement of the Capitol Power Plant".

Accordingly, the request of $100,000 is needed for procurement and installation of a diesel generator which can, in the event of PEPCO service interruption, maintain the required kilowatt output to keep the plants operating until permanent power is restored.

Total Cyclical Maintenance.....		651,500
Total Increase - NONRECURRING ITEMS.....		$651,500
TOTAL INCREASES.....	(+)	3,858,100
Total Estimate for 1981.....		$19,579,000
Less Estimated Reimbursements.....	(-)	1,950,000
Total Appropriation Estimate 1981.....		$17,629,000

Estimate 1981
#11 - C.P.P.

Objectives

This appropriation is for the operation and maintenance of the Capitol Power Plant, which has been in operation since December 1, 1910. It covers heat, light, power and air conditioning refrigeration for the Capitol, Senate and House Office Buildings, and Library of Congress Buildings; heat, light, and power for the United States Botanic Garden, and the Senate and House Garages; light for the Capitol Grounds street, park and floodlighting systems; and steam heat for the Government Printing Office, the Washington City Post Office, and steam heat and air-conditioning for the Folger Shakespeare Library and the U. S. Supreme Court Building on a reimbursable basis. The Architect of the Capitol performs his duties in connection with the plant under authority of the Act of March 4, 1911 (36 Stat. 1414).

All electrical energy is now being purchased from the local public utility. Approximately one-half of the electrical load at the Capitol Power Plant has been purchased since September 1950, and the remaining one-half load since September 1951 when generation of all electrical energy at the Capitol Power Plant was discontinued. The energy purchased for all buildings and grounds under the jurisdiction of the Architect of the Capitol is now 60-cycle alternating current, having been converted from 25-cycle alternating current during the period 1951 - 1963 under funds allowed for such purpose by Congress.

The steam generated by the Capitol Power Plant in the fiscal year 1979 was 827,144,000 pounds. The steam was supplied to the various buildings served through approximately 3 miles of steam lines. The new steam generators, new tunnel and steam lines, installed under the Capitol Power Plant Changes and Improvements Project, have been in service since 1954. The output of the refrigeration plant in the fiscal year 1979 was approximately 30 million ton-hours of refrigeration.

A work force of 104 employees, the same as allowed for 1980, is required for 1981 for the operation of the Capitol Power Plant.

Estimate 1981
#12 - C.P.P.

ITEMS UNDER WHICH NO CHANGES OCCUR

Travel	$ 100
Communication Services	750
Annual Gas	68,000
Purchase of Steam from GSA for House Annex #2	315,000
Purchase of Chilled Water from GSA for House Annex #2	288,000
General Annual Repairs and Alterations (includes elevator maintenance)	198,000
Fuel: Oil	1,665,000

ESTIMATED OBLIGATIONS BY QUARTER
(Includes Proposed Pay Supplemental)

REGULAR ANNUAL APPROPRIATION: Capitol Power Plant FISCAL YEAR 1980

	Object Classification	1st Quarter	2nd Quarter	3rd Quarter	4th Quarter	Total Obligations	% of Oblig. in 4th Qtr.
11	Personnel Compensation	$ 578,386	$ 538,932	$ 627,113	$ 592,569	$ 2,337,000	25.36
12	Personnel Benefits	57,687	54,082	63,094	59,487	234,350	25.38
21	Travel	100	.....	.....	.....	100	.....
22	Transportation of Things	.....	.....	.....	.....	.....	.....
23	Rent, Communications & Utilities	1,645,715	1,779,439	2,657,474	3,504,422	9,587,050	36.55
24	Printing & Reproductions	.....	.....	.....	.....	.....	.....
25	Other Services	33,640	28,037	50,965	85,358	198,000	43.11
26	Supplies & Materials	995,835	1,258,021	464,049	652,095	3,370,000	19.35
31	Equipment	.....	.....	.....	.....	.....	.....
32	Land & Structures	.....	.....	.....	.....	.....	.....
42	Insurance Claims & Indemnities	.....	.....	.....	.....	.....	.....
	Estimated Reimbursements	.....	(487,500)	(975,000)	(487,500)	(1,950,000)	(25.00)
	Totals	$3,311,363	$3,171,011	$2,887,695	$4,406,431	$13,776,500	31.98

10,12A

ESTIMATED OBLIGATIONS BY QUARTER

REGULAR ANNUAL APPROPRIATION: Capitol Power Plant

FISCAL YEAR 1981

	Object Classification	1st Quarter	2nd Quarter	3rd Quarter	4th Quarter	Total Obligations	% of Oblig. in 4th Qtr.
11	Personnel Compensation	$ 578,249	$ 550,804	$ 642,446	$ 615,001	$ 2,386,500	25.77
12	Personnel Benefits	57,219	54,503	63,572	60,856	236,150	25.77
21	Travel	100	.....	.....	.....	100	.....
22	Transportation of Things	.....	.....	.....	.....	.....	.....
23	Rent, Communications & Utilities	2,051,257	2,217,317	3,311,639	4,366,537	11,946,750	36.55
24	Printing & Reproductions	.....	.....	.....	.....	.....	.....
25	Other Services	81,467	67,897	123,423	206,713	479,500	43.11
26	Supplies & Materials	1,229,280	1,552,928	572,832	804,960	4,160,000	19.35
31	Equipment	.....	.....	.....	.....	.....	.....
32	Land & Structures	.....	.....	.....	.....	.....	.....
42	Insurance Claims & Indemnities	.....	.....	.....	.....	.....	.....
	Estimated Reimbursements	.....	(487,500)	(975,000)	(487,500)	(1,950,000)	(25.00)
	Totals	$3,997,572	$3,955,949	$3,738,912	$5,566,567	$17,259,000	32.25

10,12B

Program and Financing (in thousands of dollars)

Identification code 01-0133-0-1-801		1979 actual	1980 est.	1981 est.
	Program by activities:			
	Direct program	10,603	14,446	17,809
	Reimbursable program	1,531	1,950	1,950
10.00	Operation and maintenance of the Capitol Power Plant, its steam and chilled water systems (costs—obligations)	12,134	16,396	19,759
	Financing:			
	Offsetting collections from:			
11.00	Federal funds	−1,273	−1,910	−1,910
14.00	Non-Federal sources	−30	−40	−40
21.40	Unobligated balance available, start of year	−24	−340	−200
24.40	Unobligated balance available, end of year	340	200	20
25.00	Unobligated balance lapsing	2,206	.....	.....
	Budget authority	**13,355**	**14,306**	**17,629**
	Budget authority:			
40.00	**Appropriation**	**13,635**	**14,181**	**17,629**
41.00	**Transferred to other accounts**	−280	.....	.....
43.00	**Appropriation (adjusted)**	**13,355**	**14,181**	**17,629**
44.10	**Supplemental for wage-board pay raises**	.....	**125**	.....
	Relation of obligations to outlays:			
71.00	Obligations incurred, net	10,831	14,446	17,809
72.40	Obligated balance, start of year	2,247	1,686	1,705
74.40	Obligated balance, end of year	−1,686	−1,705	−2,000
77.00	Adjustments in expired accounts	−243	.....	.....
90.00	Outlays, excluding pay raise supplemental	11,149	14,307	17,509
91.10	Outlays from wage-board pay raise supplemental	.....	120	5

Object Classification (in thousands of dollars)

Identification code 01-0133-0-1-801		1979 actual	1980 est.	1981 est.
	Direct obligations:			
	Personnel compensation:			
11.1	Permanent positions	1,402	1,665	1,768
11.3	Positions other than permanent	24	6	6
11.5	Other personnel compensation	67	138	144
	Total personnel compensation	1,493	1,809	1,918
12.1	Personnel benefits: Civilian	154	181	190
23.2	Communications, utilities, and other rent	6,946	9,066	11,367
25.0	Other services	218	821	991
26.0	Supplies and materials	1,792	2,569	3,343
	Total direct obligations	10,603	14,446	17,809
	Reimbursable obligations:			
	Personnel compensation:			
11.1	Permanent positions	362	486	432
11.3	Positions other than permanent	1	2	1
11.5	Other personnel compensation	30	40	35
	Total personnel compensation	393	528	468
12.1	Personnel benefits: Civilian	38	53	46
23.2	Communications, utilities, and other rent	429	521	580
25.0	Other services	37	47	39
26.0	Supplies and materials	634	801	817
	Total reimbursable obligations	1,531	1,950	1,950
99.0	Total obligations	12,134	16,396	19,759

Personnel Summary

Direct:			
Total number of permanent positions	104	104	104
Total compensable workyears	76	85	89
Full-time equivalent of other positions	(1)	(0)	(0)
Full-time equivalent of overtime and holiday hours	(2)	(4)	(5)
Average GS grade	8.00	8.00	8.00
Average GS salary	$19,888	$22,259	$22,259
Average salary of ungraded positions	$19,125	$20,855	$21,076
Reimbursable:			
Total compensable workyears	20	24	21
Full-time equivalent of overtime and holiday hours	(1)	(1)	(1)

OBJECT CLASSIFICATION

[In thousands of dollars]

Item	1979 actual	1980 estimate	1981 estimate
23.2 Communications, utilities, and other rent:			
Communication services	1	1	1
Annual gas	47	52	55
Purchase of electrical energy	6,602	8,410	10,708
Purchase of steam from GSA for House Annex No. 2	196	315	315
Purchase of chilled water from GSA for House Annex No. 2	100	288	288
Total, communications, utilities, and other rent	6,946	9,066	11,367
25.0 Other services:			
General annual repairs and alterations (includes elevator maintenance)	150	151	160
Replacement of expansion joints in steam lines	14	286	300
Replacement of underground steam lines serving U.S. Capitol Building from South Capitol Street main line	20	280	200
Installation of steam meters in Capitol complex of buildings		80	
Installation of oxygen analyzers for coal and oil boilers	34		
Modifications to 3 centrifugal refrigeration machines		24	
Replacement of roof, original section of Power Plant building			132
Replacement of controls on No. 2 and No. 3 Wickes coal fired boilers			50
Replacement of controls on Nos. 4, 5, 6 and 7 oil fired boilers			50
Installation of diesel generator			100
Total, other services	218	821	992
26.0 Supplies and materials:			
Miscellaneous annual supplies	97	80	93
Fuel: Coal	1,302	1,220	1,913
Fuel: Oil	393	1,269	1,338
Total, supplies and materials	1,792	2,569	3,344

Library Buildings and Grounds, Structural and Mechanical Care
Appropriation Summary

	Positions	Amount
1980 Appropriation in annual act	136	$4,410,000
1980 Supplemental for Wage-Board pay raises	...	174,000
Total appropriations - 1980	136	$4,584,000

	Positions	Amount		
1980 Nonrecurring Deductions				
Deduction for Additional Excess Day (Leap Year)	...	$ 10,000		
Replacement of Roof Over Garage, East Side of Main Library of Congress Building, 2nd Street Receiving Station	...	36,500		
Program for Energy Conservation, Water Flow Measurement Devices, Main and Jefferson Buildings	...	69,300		
Interior Restoration of Main Library of Congress Building	...	250,000		
Total 1980 Nonrecurring Deductions			...	365,800
Total 1981 Base			136	$4,218,200
Increases				
Mandatory Items				
Wage Rate Increases, Wage Board Employees, October 1979 Pay Raise	...	9,200		
Within-grade Promotions, Wage Board Employees	...	13,600		
Within-grade Salary Advancements and other Changes, GS Employees	...	3,700		
Increased Civilian Pay Act Cost, October 1979	...	12,300		
Overtime and Holiday Pay	...	38,800		
Contribution to Retirement Fund	...	2,700		
Total Mandatory Items			...	80,300

Library Buildings and Grounds, Structural and Mechanical Care
Appropriation Summary
(continued)

	Positions	Amount	Positions	Amount
Annual Recurring Maintenance				
Movable Partitions and Acoustical Ceiling and Wall Materials	...	$ 38,500		
Miscellaneous Improvements	...	100,000		
Total Annual Recurring Maintenance			...	$ 138,500
Nonrecurring Items				
Continuing and Initiating Other Programs				
Interior Restoration of Main and Jefferson Library of Congress Buildings	...	7,000,000		
Total Continuing and Initiating Other Programs	...	$7,000,000		
Total Nonrecurring Items			...	7,000,000
Total Increases			...	7,218,800
Total Estimate for 1981			136	$11,437,000

TITLE II.
LIBRARY BUILDINGS AND GROUNDS, STRUCTURAL AND MECHANICAL CARE - (Net Increase for 1981.....$6,853,000)

1980 Appropriation in annual act	$ 4,410,000
1980 Supplemental for Wage-Board pay raises	174,000
Total appropriations - 1980	$ 4,584,000

Deductions - Nonrecurring items

Deduction for additional excess day (Leap Year)	$ 10,000	
Replacement of roof over garage, East side of Main Library of Congress Building, 2nd street receiving station	36,500	
Program for energy conservation, water flow measurement devices, Main and Jefferson Buildings	69,300	
Interior restoration of Main Library of Congress Building	250,000	(-) 365,800
Base for 1981		$ 4,218,200

Increases

MANDATORY ITEMS

Wage-Rate Increases

Authorized by 5 U.S.C. 5343, 5344, 5349: Increase, determined as a result of surveys commenced on August 14, 1979, resulting in new wage rates effective October 21, 1979, under the Federal Wage System affecting 128 Wage-Board employees carried under this appropriation, paid at new October 1979 rates for 11 months in fiscal year 1980 and required to be paid at such rates for 12 months in fiscal year 1981. Full year base pay cost of October 1979 increase, $166,600, less amount of $157,400 requested as a 1980 Pay Supplemental to cover costs in fiscal year 1980 -- Additional amount required for fiscal year 1981 ..... $ 9,200

Increases (continued)

MANDATORY ITEMS (continued)

Within-grade promotions authorized under the Prevailing Rate System for Wage-Board employees compensated under such system	$ 13,600
Within-grade salary advancements and other changes authorized by 5 U.S.C. 5331-5336 for "GS" employees compensated under "General Schedule" Pay Rates (Classification Act)	3,700
Increased Civilian Pay Act Costs This increase results from new pay rates established for "GS" employees by Executive Order 12165, effective the first pay period in October 1979, issued October 9, 1979, under authority of section 5307 of title 5 of the U.S. Code, affecting such employees	12,300
Overtime and Holiday Pay (5 U.S.C. 5544) increased from $501,500 to $540,300, resulting from base pay changes authorized by law	38,800
Contribution to Retirement Fund increased from $201,500 to $204,200, required by 5 U.S.C. 8334, resulting from increased base pay rates	2,700
Total Increase - MANDATORY ITEMS	$ 80,300

Increases (continued)

OTHER INCREASES - ANNUAL RECURRING ITEMS

Movable partitions and acoustical ceiling and wall materials increased from $26,500 to $65,000..... $ 38,500

No increase is requested for 1981 under this allotment for the Main and Thomas Jefferson Buildings.

The $38,500 increase is requested to cover cost of procurement of metal partitions and related acoustical ceiling and wall materials, as initial inventory, for the James Madison Memorial Building. Normally, during the first several months of occupancy, management, after exposure to actual physical conditions, recommends changes for improvements requiring partitions and related hardware. These items are necessary for efficient administration of the Library's activities and for the control of inter office noise, which will be a major concern in the large office spaces in the Madison Building. The use of sound-absorbing materials lessens disruption from the high ambient noise level usually associated with open office spaces, and effectively reduces these annoying sound levels so that work productivity is not affected by noise.

Miscellaneous Improvements..... 100,000

In fiscal year 1977 "Miscellaneous Improvements" accounts were established for several appropriations under the Architect of the Capitol to provide for unscheduled or emergency expenses found necessary from time to time to meet on a timely basis the needs of Congress. These situations, by their nature, cannot await supplemental appropriations approval, and the "Miscellaneous Improvements" accounts were considered the best possible way of handling these needs. In fiscal year 1979 these accounts were provided on a "No Year" basis.

Increases (continued)

OTHER INCREASES - ANNUAL RECURRING ITEMS (continued)

In 1981, $100,000 is requested on a "No Year" basis to establish a "Miscellaneous Improvements" account for the Structural and Mechanical Care of the Library Buildings and Grounds. The ability to perform necessary but unscheduled work is hampered by not having this type of account for the Library. In addition, experience with the occupation of new facilities gives every indication that as the Madison Building is occupied, there will be requests for work to be performed to correct or alter situations that cannot be anticipated. This is because until the building is occupied and the staff have some experience with how systems work and where they are located, problems cannot be specifically identified.

The $100,000 request for "Miscellaneous Improvements" will provide the needed funding to allow for such unanticipated needs to be taken care of by the Architect.

Total Increase - ANNUAL RECURRING ITEMS..... $138,500

Increases (continued)

OTHER INCREASES - NONRECURRING ITEMS

Continuing and Initiating Other Programs

Renovation and Restoration of Main and Jefferson Buildings..... $7,000,000

For fiscal year 1980 funds in the amount of $3,500,000 were requested as the initial part of a major new project, the restoration of the Library of Congress Main Building. Under this 1981 request both the Main and Jefferson Buildings are included in the renovation program. Of the amount requested in 1980, $250,000 was approved for the employment of consultants to prepare design drawings and estimates of costs for the project. The House Appropriations Subcommittee on the Legislative Branch, in its report (H.R. 96-245), emphasized its concern that a comprehensive renovation and restoration plan be developed, complete with design drawings, specifications and cost estimates.

Since that time, the Librarian of Congress and the Architect of the Capitol have worked together to develop the basis for such a comprehensive plan. Library of Congress staff have surveyed both the Main and Jefferson Buildings and have prepared initial plans for space utilization in the two buildings, and have prepared a Program Statement based on the survey. At the same time, Architect of the Capitol staff have reviewed the several studies previously prepared: the Firepro report on fire protection improvements; the Fauber report on the restoration and renovation of the Main building, and the report prepared on the Coolidge auditorium renovation. Additionally, Architect of the Capitol staff have performed preliminary architectural and engineering surveys to better determine the probable nature and extent of the work that will be necessary to restore and renovate the two buildings.

The conclusion of this staff work is that three general types of work are necessary at the two buildings. Needed are a general renovation of both buildings, a fire protection program and miscellaneous improvements.

54-689 - 80 - 25

Increases (continued)

OTHER INCREASES - NONRECURRING ITEMS (continued)

Continuing and Initiating Other Programs (continued)

The general renovation of both buildings will provide modernized space and facilities for staff and visiting scholars, researchers, and other persons who use the Library's resources. The purpose of the Library to make its resources available to Congress and the public in the most effective way is enhanced by the occupancy of the Madison Building, because both the Library's source materials and research staff can now be located in the same place.

The scope of the general renovation includes the interior and exterior building components. For the interior of the Main Building, the renovation of the mechanical and electrical systems will provide necessary improvements to those systems, and the Coolidge Auditorium will be renovated to provide necessary changes for Life Safety Code conformance, with particular attention given to preserving its excellent acoustics. The Main Building's magnificent architectural features and artwork will also be restored. This work will include the removal of the temporary partitions which had been installed to provide needed offices. Because the staff that occupied this space will be located in regular office space in one of the three Library buildings, these unsightly partitions can now be removed to reveal the highly decorated surfaces of the original fabric. The frescoes, mosaics, ornamental plaster work, inlaid floors, and paneled and coffered ceilings are still intact, although presently covered and out of sight. In the Jefferson Building, the same types of work will be performed on a smaller scale. Electrical service and air conditioning modernization are the primary needs. The final major portion of the general renovation work is the improvements necessary to correct certain deficiencies found present on the exteriors of both buildings.

The scope of the fire protection improvements is the result of review of the Firepro report and staff survey of existing conditions. The immediate need has been determined to be provision of a sprinkler system in the book stacks for both the Main and Jefferson Buildings.

Increases (continued)

OTHER INCREASES - NONRECURRING ITEMS (continued)

Continuing and Initiating Other Programs (continued)

The miscellaneous category includes such items as elevator modernization, installation of storm windows, provision of new security locks, and data cable installation. Most of these improvements are the same types of cyclical maintenance work performed on other buildings in the Legislative Complex. Their inclusion in the comprehensive plan is to provide the total program necessary for renovation.

Once the scope of the renovation had been determined, cost estimates were prepared. During the fiscal year 1980 hearings a tentative estimate in the amount of $26,000,000 was provided. As noted when this estimate was provided, this was a preliminary estimate that was still under review because final review of the estimates provided in the Fauber and Firepro reports had not yet taken place. The Librarian of Congress and the Architect of the Capitol have now reviewed all of the activities which make up the renovation project, some of which were not included in the fiscal year 1980 estimate. All costs have been escalated to mid-points of construction. Related costs such as Construction Management Division services, architectural/engineering fees, and contingency, have also been included. The total of these costs is approximately $57,000,000, which is the revised estimate. To that should be added an estimated $3.5 million for costs to the Library of Congress for relocation, furniture and furnishings, and related expenses. Because the cost estimates are not based on completed working drawings, which have not yet been prepared, we have utilized our best efforts to be conservative and thus to provide more than adequate funding.

The fiscal year 1981 request of $7,000,000 is broken down as follows:

A/E Fees	$4,250,000
CMD Services	360,000
Construction	2,390,000
Total	$7,000,000

Increases (continued) OTHER INCREASES - NONRECURRING ITEMS (continued)

Continuing and Initiating Other Programs (continued)

The A/E fees are based on those portions of the program that cannot be designed in-house, and the total amount of $4,500,000 has been reduced by the fiscal year 1980 amount of $250,000, leaving a balance of $4,250,000 still required to complete the detailed drawings, bid specifications, and estimates of costs. Construction funds are requested for necessary fire protection improvements in the book stacks in both buildings, removal of the temporary partitions in the Main Building, cyclical maintenance improvements, and related work. Construction Management Division services are based on the amounts for construction and A/E contract management.

The construction plan for the renovation project is to perform work using in-house labor over a period of seven years. This is similar to the situation of the modernization of HOBA #2. A portion of each building will be vacated, renovated, and then occupied. Experience gained with the HOBA #2 project will enable us to provide high quality work performance and efficiency on the renovation. The total cost estimate includes both relocation expenses (in the Library of Congress budget) and occupancy accommodations (in the Architect of the Capitol budget).

It is essential to begin design and construction of this major project immediately because of the serious affect inflation has on construction costs. A delay of one year will add nearly $6 million to the total cost of the project.

Upon completion of the renovation project, the Library of Congress states that it will be able to provide the best research services possible to both the Congress and the public; the building will have been modernized and restored and will be safe and useful for the foreseeable future, with minimal future maintenance, and will once again be physically commensurate with their status as a national treasure.

Total Continuing and Initiating Other Programs	$7,000,000	
Total Increase - NONRECURRING ITEMS	$7,000,000	
TOTAL INCREASES		(+) $ 7,218,800
Total Estimate for 1981		$11,437,000

Estimate 1981
#9 - LB&G - Struc. & Mech. Care

Objectives

The Library appropriation under the Architect of the Capitol provides for the structural and mechanical care of the Main Library of Congress Building and the Annex (Jefferson Building), for operation of mechanical equipment; and care of the grounds. The Architect performs such duties in connection with the Library Buildings and Grounds under the provisions of the Act of June 29, 1922 (42 Stat. 715), as amended, and the Library Madison Building commencing in fiscal year 1979 under the provisions of the Act of October 19, 1965 (79 Stat. 987).

A regular force of 136 employees is requested for 1981, the same as requested for 1980, for the structural and mechanical care of these three buildings.

The Main and Jefferson Buildings contain approximately 33 acres of floor area; are equipped with bookstacks and shelving containing Library collections totaling approximately 74,335,877 items, consisting of books and pamphlets, manuscripts, and miscellaneous items, such as maps, reels of microfilm and motion pictures, volumes and pieces of music, photographs, prints, unbound newspapers, etc.; contain reading rooms, studies, office and other rooms, substation, shops and storage space; and are equipped with extensive mechanical equipment, such as refrigeration plant and air-conditioning systems in the Main and Annex Buildings with its related equipment; electrical substation and transformer stations with their switchboards, switchgear, transformers and related equipment; 26 elevators, 4 dumbwaiters, and 4 lifts; innumerable electrical fixtures and wiring; plumbing fixtures and piping; pneumatic tubes, automatic bookcarriers and apparatus for photo-duplication and for transcription of phonograph records. Related pertinent information pertaining to the Library Madison Building will be incorporated upon completion and occupancy of the building.

The force requested for 1981 is made up of 31 engineers in the heating, ventilating and air conditioning departments; 19 electricians; 14 elevator mechanics; 11 carpenters; 12 machinists; 3 masons; 11 steamfitters-plumbers; 9 metal workers; 2 decorator and 12 painters; 3 tool and parts attendants; 5 clerks; 1 engineer-in-charge; 1 supervising engineer and 1 assistant supervising engineer and 1 mechanical engineer to plan, supervise and direct all operations.

ITEMS UNDER WHICH NO CHANGES OCCUR

General Annual Repairs	$ 80,000
Maintenance and Repair, Air-Conditioning and Refrigeration System	93,400
Maintenance and Repair, Elevators	32,900
Caulking and Pointing Exterior Stones of the Library of Congress Building and the Thomas Jefferson Building	15,000
Supplies and Materials	374,000
Annual Cleaning Equipment	38,300
Annual Care of Grounds	12,000
Snow Removal	3,000

ESTIMATED OBLIGATIONS BY QUARTER
(Includes Proposed Pay Supplemental)

REGULAR ANNUAL APPROPRIATION: Library Bldgs. & Grds., Struc. & Mech. Care FISCAL YEAR 1980

	Object Classification	1st Quarter	2nd Quarter	3rd Quarter	4th Quarter	Total Obligations	% of Oblig. in 4th Qtr.
11	Personnel Compensation	$ 803,089	$ 751,606	$ 876,235	$ 826,670	$3,257,600	25.38
12	Personnel Benefits	72,740	68,192	79,557	75,011	295,500	25.38
21	Travel	.....	.....	.....	.....	.....	.....
22	Transportation of Things	.....	.....	.....	.....	.....	.....
23	Rent, Communications & Utilities	.....	.....	.....	.....	.....	.....
24	Printing & Reproductions	.....	.....	.....	.....	.....	.....
25	Other Services	45,400	343,500	70,500	48,400	507,800	9.53
26	Supplies & Materials	65,100	52,200	96,600	160,100	374,000	42.80
31	Equipment	16,200	16,200	16,200	16,200	64,800	25.00
32	Land & Structures	4,500	4,500	3,000	3,000	15,000	20.00
42	Insurance Claims & Indemnities	.....	.....	.....	.....	.....	.....
	Estimated Reimbursements	.....	.....	.....	.....	.....	.....
	Totals	$1,007,029	$1,236,198	$1,142,092	$1,129,381	$4,514,700	25.02

11.10A

ESTIMATED OBLIGATIONS BY QUARTER

REGULAR ANNUAL APPROPRIATION: Library Bldgs. & Grds., Struc. & Mech. Care FISCAL YEAR 1981

	Object Classification	1st Quarter	2nd Quarter	3rd Quarter	4th Quarter	Total Obligations	% of Oblig. in 4th Qtr.
11	Personnel Compensation	$ 805,696	$767,456	$ 895,144	$ 856,904	$3,325,200	25.77
12	Personnel Benefits	72,254	68,825	80,275	76,846	298,200	25.77
21	Travel	.....	.....	.....	.....	.....	.....
22	Transportation of Things	.....	.....	.....	.....	.....	.....
23	Rent, Communications & Utilities	.....	.....	.....	.....	.....	.....
24	Printing & Reproductions	.....	.....	.....	.....	.....	.....
25	Other Services	38,949	80,221	60,548	41,582	221,300	18.79
26	Supplies & Materials	65,100	52,200	96,600	160,100	374,000	42.81
31	Equipment	25,825	25,825	25,825	25,825	103,300	25.00
32	Land & Structures	4,500	4,500	3,000	3,000	15,000	20.00
42	Insurance Claims & Indemnities	.....	.....	.....	.....	.....	.....
	Estimated Reimbursements	.....	.....	.....	.....	.....	.....
	Totals	$1,012,324	$999,027	$1,161,392	$1,164,257	$4,337,000	26.84

11.10B

Program and Financing (in thousands of dollars)

Identification code 01–0155–0–1–801	1979 actual	1980 est.	1981 est.
Program by activities:			
10.00 Mechanical and structural maintenance, Library buildings and grounds (costs—obligations)	2,632	4,908	11,453
Financing:			
21.40 Unobligated balance available, start of year	−211	−356	−32
24.40 Unobligated balance available, end of year	356	32	16
25.00 Unobligated balance lapsing	165	.....	.....
Budget authority	**2,942**	**4,584**	**11,437**
Budget authority:			
40.00 **Appropriation**	**2,847**	**4,410**	**11,437**
42.00 **Transferred from other accounts**	**95**	.....	.....
43.00 **Appropriation (adjusted)**	**2,942**	**4,410**	**11,437**
44.10 **Supplemental for wage-board pay raises**	.....	**174**	.....
Relation of obligations to outlays:			
71.00 Obligations incurred, net	2,632	4,908	11,453
72.40 Obligated balance, start of year	199	399	207
74.40 Obligated balance, end of year	−399	−207	−200
77.00 Adjustments in expired accounts	−4	.....	.....
90.00 Outlays, excluding pay raise supplemental	2,428	4,933	11,453
91.10 Outlays from wage-board pay raise supplemental	.....	167	7

Object Classification (in thousands of dollars)

Personnel compensation:			
11.1 Permanent positions	1,560	2,687	2,716
11.5 Other personnel compensation	378	571	609
Total personnel compensation	1,938	3,258	3,325
12.1 Personnel benefits: Civilian	172	295	298
25.0 Other services	267	901	7,338
26.0 Supplies and materials	185	374	374
31.0 Equipment	52	65	103
32.0 Lands and structures	18	15	15
99.0 Total obligations	2,632	4,908	11,453

Personnel Summary

Total number of permanent positions	136	136	136
Total compensable workyears	149	155	156
Full-time equivalent of overtime and holiday hours	(21)	(19)	(20)
Average GS grade	9.25	9.25	9.25
Average GS salary	$18,143	$22,983	$23,439
Average salary of ungraded positions	$17,855	$19,717	$19,895

OBJECT CLASSIFICATION

[In thousands of dollars]

Item	1978 actual	1979 estimate	1980 estimate
25.0 Other services:			
General annual repairs	59	80	80
Maintenance and repair, air-conditioning and refrigeration system	84	93	94
Maintenance and repair, elevators	11	33	33
Caulking and pointing exterior stones of the Library of Congress Building and the Thomas Jefferson Building	14	15	15
Replacement of exposed aggregate entrance walks and drives, aligning of curbs, and placing waterproof membrane, Thomas Jefferson Building	31	.....	.....
Safety railings for roof maintenance, Library of Congress Building	10	.....	.....
Fire protection improvements to main building and annex (Jefferson) building	14	276	.....
Installation of electronic card readers for security control of library collections	.....	78	.....
Rebuild 8 central air-conditioning units, main building	41	2	.....
Replacement of roof over garage, East side of Main Library of Congress Building, Second Street receiving area	.....	37	.....
Program for energy conservation, water flow measurement devices	.....	37	16
Restoration of Main Library of Congress and Jefferson Buildings	.....	250	7,000
Graphics system, Legislative Complex	3	.....	.....
Miscellaneous Improvements	.....	.....	100
Total, other services	267	901	7,338

Estimate 1981
Appro. Summary
Bot. Gdn.

Botanic Garden
Appropriation Summary

	Positions	Amount
1980 Appropriation in annual act	57	$1,464,000
1980 Supplemental for Wage-Board pay raises	...	70,000
Total appropriations - 1980	57	$1,534,000

	Positions	Amount		
1980 Nonrecurring Deductions				
Deduction for Additional Excess Day (Leap Year)	...	$ 3,000		
Total 1980 Nonrecurring Deductions			...	3,000
Total 1981 Base			57	$1,531,000
Increases				
Mandatory Items				
Wage Rate Increases, Wage Board Employees, October 1979 Pay Raise	...	3,600		
Within-grade Promotions, Wage Board Employees	...	8,000		
Within-grade Salary Advancements and other Changes, GS Employees	...	2,500		
Increased Civilian Pay Act Cost, October 1979	...	9,400		
Overtime and Holiday Pay	...	7,800		
Contribution to Retirement Fund	...	700		
Payment to Health Benefits Fund	...	3,300		
Total Mandatory Items			...	35,300
Annual Recurring Maintenance				
Miscellaneous Improvements	...	20,000		
Supplies and Materials	...	2,000		
Total Annual Recurring Maintenance			...	22,000

Estimate 1981
Appro. Summary #2
Bot. Gdn.

Botanic Garden
Appropriation Summary
(continued)

	Positions	Amount	Positions	Amount
Nonrecurring Items				
Cyclical Maintenance				
Repairs to Roof and Repointing of Botanic Garden Office	...	$ 25,700		
Roof Replacement and Exterior Renovation of Conservatory	...	473,000		
Replenishment of Landscaping Stock	...	5,000		
Total Cyclical Maintenance	...	$503,700		
Total Nonrecurring Items			...	$ 503,700
Total Increases			...	561,000
Total Estimate for 1981			57	$2,092,000

TITLE II.
SALARIES AND EXPENSES, BOTANIC GARDEN -- (Net Increase for 1981.....$558,000)

1980 Appropriation in annual act	$ 1,464,000
1980 Supplemental for Wage-Board pay raises	70,000
Total appropriations - 1980	$ 1,534,000

Deductions - Nonrecurring Items

Deduction for additional excess day (Leap Year)	$ 3,000	(-) 3,000
Base for 1981		$ 1,531,000

Increases

MANDATORY ITEMS

Wage-Rate Increases

Authorized by 5 U.S.C. 5343, 5344, 5349: Increase, determined as a result of surveys commenced on August 14, 1979, resulting in new wage rates effective October 21, 1979, under the Federal Wage System affecting 50 Wage-Board employees carried under this appropriation, paid at new October 1979 rates for 11 months in fiscal year 1980 and required to be paid at such rates for 12 months in fiscal year 1981. Full year base pay cost of October 1979 increase, $61,300, less amount of $57,700 requested as a 1980 Pay Supplemental to cover costs in fiscal year 1980 -- Additional amount required for fiscal year 1981..... $ 3,600

Within-grade promotions authorized under the Prevailing Rate System for Wage-Board employees compensated under such system..... 8,000

Increases (continued)

MANDATORY ITEMS (continued)

Within-grade salary advancements and other changes authorized by 5 U.S.C. 5331-5336 for "GS" employees compensated under "General Schedule" Pay Rates (Classification Act)	$ 2,500
Increased Civilian Pay Act Costs This increase results from new pay rates established for "GS" employees by Executive Order 12165, effective the first pay period in October 1979, issued October 9, 1979, under authority of section 5307 of title 5 of the U.S. Code, affecting such employees	9,400
Overtime and Holiday Pay (5 U.S.C. 5544) increased from $189,300 to $197,100, resulting from base pay changes authorized by law	7,800
Contribution to Retirement Fund increased from $81,400 to $82,100, required by 5 U.S.C. 8334, resulting from increased base pay rates	700
Payment to Employees' Health Benefits Fund increased from $31,800 to $35,100, authorized by 5 U.S.C. 8906. This increase is requested to adjust the allotment to actual current cost of this item	3,300
Total Increase - MANDATORY ITEMS	$ 35,300

Increases (continued)

OTHER INCREASES - ANNUAL RECURRING ITEMS

Miscellaneous Improvements..... $20,000

For fiscal year 1977, allotments were provided for the first time under the appropriation accounts "Capitol Buildings", "Senate Office Buildings", and "House Office Buildings", to provide for unscheduled expenses found necessary from time to time to meet immediate or pressing needs of the Congress, which by their nature cannot await supplemental appropriations approval. For fiscal year 1977, a similar allotment was provided for care of the Supreme Court Building, under the Architect of the Capitol, by the Appropriations Subcommittee handling that Bill. For fiscal year 1978, an allotment under the appropriation account "Capitol Grounds" was approved to provide for unscheduled expenses in that account.

For 1981, it is requested that an allotment of $20,000 be provided on a "No Year" basis for miscellaneous improvements in order that urgent or unforeseen needs of the Botanic Garden may be met on an expeditious basis, without the delays incident to awaiting supplemental appropriations for items that cannot be anticipated at this time.

This request is actually a request for a reserve contingency fund. No such fund has heretofore been provided for the care and upkeep of the gardens and grounds, including the Poplar Point Nursery, as has been provided for other buildings in the Legislative group under the Architect of the Capitol.

Increases (continued)

OTHER INCREASES - ANNUAL RECURRING ITEMS

Supplies and Materials increased from $35,000 to $37,000..... $ 2,000

Costs under this allotment continue to rise due to escalation. The increase of $2,000, if allowed for 1981, will bring the allotment more in line with current expenditure requirements.

This allotment provides all miscellaneous supplies and materials for the Main Garden, Nursery, Conservatory, and office, including electrical supplies, flower pots and tubs, gas and oil for motor vehicles, mowers and tractors, hardware and tools, labels and boxes, manure, fertilizers, insecticides, fungicides, scalecides, medical and office supplies, paints and brushes, periodicals and books, towels, soap, and cleaning supplies.

Total Increase - ANNUAL RECURRING ITEMS..... $22,000

OTHER INCREASES - NONRECURRING ITEMS

Cyclical Maintenance

Repairs to roof and repointing of Botanic Garden Office Building..... $25,700

The Botanic Garden Office Building was constructed in 1931-1933, in the area currently bounded by First Street, Canal Street, and Independence Avenue, S. W., directly across from the Main Conservatory site (west of the Rayburn Building).

Only minor repairs and maintenance have been necessary since 1933 on this building. Presently, leaks have developed, requiring replacement of the slag roof and repair of all open masonry joints. Therefore, $25,700 is requested for the purpose of performing necessary maintenance on the walls and roof areas of this building.

Increases (continued)

OTHER INCREASES - NONRECURRING ITEMS (continued)

Cyclical Maintenance (continued)

Roof replacement and exterior renovation of Conservatory..... $473,000

The main conservatory of the Botanic Garden was completed and occupied in January 1933. Structurally, the design of the conservatory follows the conventional form of conservatory structures with an arched and domed roof framing carrying a great expanse of glass sheathing. The main feature is the one-story loggia or entrance hall forming the Maryland Avenue front which is of limestone, carried to a height of about 40 feet and having a series of lofty arched doorways, the main conservatory being approximately 262 feet in length and 183 feet in width.

The roof of the loggia or entrance hall is constructed of concrete slab covered with foamglass insulation and a membrane waterproofing composed of felt, asphalt, and slag. The normal life of a composition roof covering is 20 years. The present covering is 21 years old, has deteriorated to the point where numerous leaks have developed in the roof, and the roof can no longer be kept in satisfactory repair. The original composition roof was replaced in 1959. It is proposed to remove the present foamglass insulation and waterproof covering from the concrete roof slab and to replace the same with 1½ inch of foamglass insulation and a new composition roof covering made up of 4-ply felt and asphalt, with slag topping.

Deteriorated sections of the mortar joints of the stone and brickwork of the entrance hall need to be renewed, in order to protect the structure from penetration of rain and moisture through the joints.

Increases (continued)

OTHER INCREASES - NONRECURRING ITEMS (continued)

Cyclical Maintenance (continued)

This request also includes funds for a complete renovation of the exterior of the building. The limestone facade has developed cracks over the years and now requires repairs to cracked stone and replacement of stone in certain instances, recaulking and repointing of joints and cleaning of the building facade.

Additionally, it is requested that these funds be appropriated on a "No Year" basis.

Replenishment of landscaping stock..... $ 5,000

A first year allotment of $5,000 of a two year program is requested for the purchase of plants to be added to the inventory at the outdoor Poplar Point Nursery. Young plants are purchased and planted at the nursery for future replanting on the Capitol Grounds.

Total Cyclical Maintenance..... $503,700

Total Increase - NONRECURRING ITEMS..... $503,700

TOTAL INCREASES..... (+) $ 561,000

Total Estimate for 1981..... $2,092,000

54-689 - 80 - 26

397

Estimate 1981
#7 - Bot. Gdn.

Objectives

This appropriation provides for the care and upkeep of the gardens and grounds, including Poplar Point Nursery.

At the main gardens, there is a large Main Conservatory, with its collections of tropical and subtropical plants, the large outdoor garden, office building and storage sheds. At Poplar Point there is a nursery used for the growing of plants for exhibition at the Conservatory and plant material to help meet landscape demands for the Botanic Garden and the Capitol Grounds; also 16 greenhouses and 2 boiler houses.

The Architect of the Capitol has been serving as Acting Director since July 3, 1934, under the direction of the Joint Committee on the Library.

A regular force of 57 employees is requested for 1981, for carrying on the work of the gardens, as follows:

6 Greenhouse men at the Conservatory.
27 Greenhouse men and heating attendants for the 16 greenhouses at Poplar Point Nursery.
5 Gardeners for growing nursery stock at Poplar Point Nursery.
1 Grounds Maintenance Worker for outside gardening work at the Conservatory.
6 Mechanics (1 carpenter, 1 painter, 1 steamfitter, 1 glazier, 1 electrician, 1 maintenance foreman).
1 Laborer-Gardener for cleaning and gardening work at the Nursery.
1 Laborer for general cleaning.
3 Heating and ventilating attendants in the Conservatory.
7 Supervisory and clerical (1 assistant director, 2 horticulturists, 1 botanist, 1 office supervisor, 2 clerks).

Estimate 1981
#8 - Bot. Gdn.

ITEMS UNDER WHICH NO CHANGES OCCUR

Travel	$ 150
Transportation of Things	50
Penalty Mail	200
Communication Services	100
Utility Services	13,000
General Annual Repairs	21,000
Laundry	100
Botanic Garden Stock	40,500
Annual Care of Grounds	2,000

ESTIMATED OBLIGATIONS BY QUARTER
(Includes Proposed Pay Supplemental)

REGULAR ANNUAL APPROPRIATION: Botanic Garden

FISCAL YEAR 1980

	Object Classification	1st Quarter	2nd Quarter	3rd Quarter	4th Quarter	Total Obligations	% of Oblig. in 4th Qtr.
11	Personnel Compensation	$322,171	$300,848	$349,930	$330,551	$1,303,500	25.35
12	Personnel Benefits	29,144	27,324	31,876	30,056	118,400	25.38
21	Travel	150	.....	.....	.....	150	.....
22	Transportation of Things	50	.....	.....	.....	50	.....
23	Rent, Communications & Utilities	3,325	3,325	3,325	3,325	13,300	25.00
24	Printing & Reproductions	.....	.....	.....	.....	.....	.....
25	Other Services	6,100	5,000	5,000	5,000	21,100	23.70
26	Supplies & Materials	8,750	8,750	8,750	8,750	35,000	25.00
31	Equipment	10,500	10,000	10,000	10,000	40,500	24.69
32	Land & Structures	1,000	.....	1,000	.....	2,000	.....
42	Insurance Claims & Indemnities	.....	.....	.....	.....	.....	.....
	Estimated Reimbursements	.....	.....	.....	.....	.....	.....
	Totals	$381,190	$355,247	$409,881	$387,682	$1,534,000	25.27

400

12.8A

ESTIMATED OBLIGATIONS BY QUARTER

REGULAR ANNUAL APPROPRIATION: Botanic Garden

FISCAL YEAR 1981

	Object Classification	1st Quarter	2nd Quarter	3rd Quarter	4th Quarter	Total Obligations	% of Oblig. in 4th Qtr.
11	Personnel Compensation	$322,695	$307,379	$358,521	$343,205	$1,331,800	25.77
12	Personnel Benefits	29,658	28,250	32,950	31,542	122,400	25.77
21	Travel	150	.....	.....	.....	150	.....
22	Transportation of Things	50	.....	.....	.....	50	.....
23	Rent, Communications & Utilities	3,325	3,325	3,325	3,325	13,300	25.00
24	Printing & Reproductions	.....	.....	.....	.....	.....	.....
25	Other Services	11,700	11,700	11,700	11,700	46,800	25.00
26	Supplies & Materials	9,250	9,250	9,250	9,250	37,000	25.00
31	Equipment	10,500	10,000	12,500	12,500	45,500	27.47
32	Land & Structures	1,000	.....	1,000	.....	2,000	.....
42	Insurance Claims & Indemnities	.....	.....	.....	.....	.....	.....
	Estimated Reimbursements	.....	.....	.....	.....	.....	.....
	Totals	$388,328	$369,904	$429,246	$411,522	$1,599,000	25.74

12.88

Program and Financing (in thousands of dollars)

Identification code 09-0200-0-1-801	1979 actual	1980 est.	1981 est.
Program by activities:			
10.00 Maintenance and operation of the Botanic Garden (costs—obligations)	1,445	1,540	1,892
Financing:			
21.40 Unobligated balance available, start of year	−6	−6	.....
24.40 Unobligated balance available, end of year	6	.....	200
25.00 Unobligated balance lapsing	4	.....	.....
Budget authority	**1,448**	**1,534**	**2,092**
Budget authority:			
40.00 **Appropriation**	**1,392**	**1,464**	**2,092**
42.00 **Transferred from other accounts**	56	.....	.....
43.00 **Appropriation (adjusted)**	1,448	1,464	2,092
44.10 **Supplemental for wage-board pay raises**	.....	**70**	.....
Relation of obligations to outlays:			
71.00 Obligations incurred, net	1,445	1,540	1,892
72.40 Obligated balance, start of year	130	132	143
74.40 Obligated balance, end of year	−132	−143	−150
77.00 Adjustments in expired accounts	−3	.....	.....
90.00 Outlays, excluding pay raise supplemental	1,440	1,461	1,882
91.10 Outlays from wage-board pay raise supplemental	.....	67	3

Object Classification (in thousands of dollars)

Personnel compensation:			
11.1 Permanent positions	987	1,071	1,091
11.3 Positions other than permanent	10	10	10
11.5 Other personnel compensation	191	223	231
Total personnel compensation	1,188	1,304	1,332
12.1 Personnel benefits: Civilian	106	118	122
23.2 Communications, utilities, and other rent	16	14	14
25.0 Other services	22	27	340
26.0 Supplies and materials	49	35	37
31.0 Equipment	64	40	45
32.0 Lands and structures	.....	2	2
99.0 Total obligations	1,445	1,540	1,892

Personnel Summary

Total number of permanent positions	57	57	57
Total compensable workyears	64	66	66
Full-time equivalent of other positions	(1)	(1)	(1)
Full-time equivalent of overtime and holiday hours	(7)	(8)	(8)
Average GS grade	8.42	8.85	8.85
Average GS salary	$18,264	$20,267	$20,618
Average salary of ungraded positions	$17,461	$18,522	$18,755

LIBRARY OF CONGRESS

Comparative Summary of Appropriations and Appropriation Estimates TABLE I

	1980 Appropriation*	1981 Estimate	1981 Increases: Current Level	1981 Increases: Growing Workload	1981 Increases: Total	Inc.
Salaries and Expenses, Library of Congress:						
Mandatory items	$ ----	$ 1,348,594	$1,348,594	$ ----	$ 1,348,594	
Purchase of books	4,373,245	4,753,760	380,515	----	380,515	+ 8.7
Preparation of books	28,023,620**	28,347,869	324,249	----	324,249	+ 1.1
Cataloging distribution service	14,156,490	14,156,490	----	----	----	+ ---
Research and reader services	19,205,626	20,843,695	29,195	1,608,874	1,638,069	+ 8.5
Preservation of library materials	5,241,396	6,507,576	234,358	1,031,822	1,266,180	+ 24.1
Automated systems support	16,113,253	16,261,393	-14,900	163,040	148,140	+ .9
Central support services	26,191,895	24,409,623	-2,800,145	1,017,873	-1,782,272	- 6.8
American Folklife Center	553,475	766,000	29,075	183,450	212,525	+ 38.4
Total, LC	$113,859,000	$117,395,000	$ -469,059	$ 4,005,059	$ 3,536,000	+ 3.1
Salaries and Expenses, Copyright Office	14,332,000	15,112,000	580,000	200,000	780,000	+ 5.4
Salaries and Expenses, Books for the Blind and Physically Handicapped	34,533,000	35,290,000	677,000	80,000	757,000	+ 2.2

LIBRARY OF CONGRESS

Comparative Summary of Appropriations and Appropriation Estimates TABLE I

	1980 Appropriation*	1981 Estimate	1981 Increases: Current Level	1981 Increases: Growing Workload	1981 Increases: Total	Inc.
Collection and Distribution of Library Materials (Special Foreign Currency Program)	$ 3,580,000***	$ 3,980,000	$ 400,000	$ ----	$ 400,000	+ 11.2
Furniture and Furnishings:						
Regular	641,000	1,931,000	105,500	1,184,500	1,290,000	+ 201.2
James Madison Memorial Library Building	229,000	2,229,000	2,000,000	----	2,000,000	+ 873.4
	870,000	4,160,000	2,105,500	1,184,500	3,290,000	+ 378.2
Subtotal.....	$167,174,000	$175,937,000	$3,293,441	$ 5,469,559	$ 8,763,000	+ 5.2
Less: CDS and COP receipts ..	- 10,800,000	-11,000,000	-200,000	----	-200,000	+ 1.8
Total, Title II	$156,374,000	$164,937,000	$3,093,441	$ 5,469,559	$ 8,563,000	+ 5.5
Salaries and Expenses, Congressional Research Service - Title I	28,690,000	31,589,000	1,282,806	1,616,194	2,899,000	+ 10.1
Total appropriations ...	$185,064,000	$196,526,000	$4,376,247	$ 7,085,753	$11,462,000	+ 6.2

*includes proposed pay raise supplemental ($7,573,000) for 1980
**reflects $50,200 comparative transfer to State in 1981.
***reflects $29,000 comparative transfer to State in 1981.

LIBRARY OF CONGRESS
Summary of Permanent Budgeted Positions

TABLE II

	1980 Total Number	1981 Total Number	Increase or Decrease
Salaries and Expenses, Library of Congress:			
Purchase of books	----	----	--
Preparation of books	1,105	1,114	+ 9
Cataloging distribution service	443	443	--
Research and reader services	788	850	+ 62
Preservation of library materials	108	108	--
Automated systems support	184	190	+ 6
Central support services	823	869	+ 46
American Folklife Center	12	16	+ 4
Total, Library of Congress	3,463	3,590	+ 127
Salaries and Expenses, Copyright Office	593	604	+ 11
Salaries and Expenses, Books for the Blind and Physically Handicapped	116	124	+ 8
Collection and Distribution of Library Materials (Special Foreign Currency Program)	9	9	--
Subtotal	4,181	4,327	+ 146
Salaries and Expenses, Congressional Research Service	868	941	+ 73
TOTAL	5,049	5,268	+ 219

LIBRARY OF CONGRESS

Total Funds Available - All Sources

	1979 actual	1980 estimate	1981 estimate
Annual appropriation to the Library of Congress	$174,646,300*	$185,064,000	$196,526,000
Receipts:			
Sale of catalog cards and publications	6,500,000	6,500,000	6,500,000
Copyright fees	4,600,000	4,300,000	4,500,000
Annual appropriations for Library Buildings to Architect of the Capitol:			
Structural and Mechanical Care	2,942,000	4,410,000	11,437,000
Gift and Trust Funds	6,670,814	5,882,000	5,082,000
Reimbursement for Services Performed	294,805	261,000	227,000
Working Fund Advances and Allocations	8,354,260	8,157,000	8,157,000
TOTAL	$204,008,179	$214,574,000	$232,429,000

*$4,205,000 not available pursuant to Section 311 of P.L. 95-322 (8/2/78)

LIBRARY OF CONGRESS

Statement of Receipts, Treasury Department General Fund Account

	1979 actual	1980 estimate	1981 estimate
Receipts from Special Foreign Currency Program participants	$ 20,500	$ 17,745	$ 17,745
Other miscellaneous receipts	528,659	40,000	40,000
Total receipts into the general fund account	$549,159	$ 57,745	$ 57,745

LIBRARY OF CONGRESS

Number of Positions by Source of Funds, Fiscal Year 1980

Support from direct appropriations for regular authorized positions	5,049
Support from direct appropriations for temporary, part-time, and indefinite positions	272
Support from appropriated funds transferred from other Federal agencies	241
Total support from appropriated general tax revenues	5,562
Support from gift, trust, and service fee funds	228
Grand Total	5,790

LIBRARY OF CONGRESS

New Positions Requested by Grade Level
Fiscal Year 1981

	Salaries and Expenses, LC	Copyright Office Registration	Copyright Office Licensing	Congressional Research Service	Books for the Blind & Physically Handicapped	Increases
GS-18	--	--	--	--	--	--
GS-17	--	--	--	--	--	--
GS-16	--	--	--	--	--	--
GS-15	--	--	--	2	--	2
GS-14	--	--	--	2	--	2
GS-13	2	--	--	1	--	3
GS-12	15	--	--	4	1	20
GS-11	6	--	--	5	2	13
GS-10	2	--	--	--	--	2
GS-9	20	--	1	12	2	35
GS-8	2	--	--	--	--	2
GS-7	40	--	1	30	3	74
GS-6	8	--	3	9	--	20
GS-5	15	--	1	4	--	20
GS-4	14	--	3	4	--	21
GS-3	--	--	2	--	--	2
GS-2	2	--	--	--	--	2
GS-1	--	--	--	--	--	--
Wage Board ...	1	--	--	--	--	1
Total	127	--	11	73	8	219

LIBRARY OF CONGRESS
SALARIES AND EXPENSES

	Total	Offsetting Collections	Regular Bill
1980 Budget	$108,880,000	$ 6,500,000	$102,380,000
Proposed pay raise supplemental ..	4,979,000	----	4,979,000
1980 adjusted	$113,859,000	$ 6,500,000	$107,359,000
1981 Estimate	117,395,000	6,500,000	110,895,000
Net increase	+ 3,536,000	$ ----	+ 3,536,000

1. MANDATORY ITEMS

Summary

	FY 1980 No.	FY 1980 Amount	FY 1981 No.	FY 1981 Amount	Increase No.	Increase Amount
A. Ingrades and reallocations						+$ 982,640
B. Annualization of pay raises						+ 186,800
C. Accident Compensation						+ 64,600
D. Annualization of fiscal 1980 positions (106)						+ 408,084
E. Less: one extra day salary costs						- 293,530
Mandatory Items - Total						+$1,348,594

Current level (net) ..... + $1,348,594

LIBRARY OF CONGRESS
SALARIES AND EXPENSES

1. MANDATORY ITEMS

Justification of Increases

	FY 1980 No.	FY 1980 Amount	FY 1981 No.	FY 1981 Amount	Increase No.	Increase Amount
Current level (net)						+ $1,348,594
A. Ingrades and reallocations						+ $ 982,640

Funds are requested to cover within grade increases and reallocations as follows:

Salaries	$ 893,915
Personnel Benefits	88,725
	$ 982,640

B. Annualization of pay raises						+ 186,800

This increase is necessary to provide for annualization of the 1980 pay raises for General Schedule employees, effective October 8, 1979, for employees in rates included in Public Law 96-86 (Continuing Resolution, Fiscal 1980), and for Wage Board employees effective in October 1979. Funds have been requested in the fiscal 1980 supplemental request to cover the increases from the effective dates through September 30, 1980.

Salaries	$ 172,339
Personnel Benefits	14,461
	$ 186,800

C. Accident Compensation - reimbursement to Bureau of Employee's Compensation						+ 64,600

The Library's reimbursement to the Bureau of Employee's Compensation for benefits and other payments for fiscal 1979 was more than the amount budgeted for those purposes as follows:

Cost	$ 155,079
Available	90,479
	$ 64,600

54-689 - 80 - 27

1. MANDATORY ITEMS

Justification of Increases

	FY 1980		FY 1981		Increase	
	No.	Amount	No.	Amount	No.	Amount
D. Annualization of salary costs for 106 positions (1980)						+ $ 408,084

The fiscal 1980 appropriation contained authorization for 106 new positions with funding for nine months (88 positions) and six months (18 positions). It is necessary to request the following amounts to provide full year funding for these positions in fiscal 1981:

Salaries	$ 370,996
Personnel Benefits	37,088
	$ 408,084

Decrease:

E. One less day						- $ 293,530

Fiscal 1980 had 262 days and fiscal 1981 will have 261 days.

Salaries	$ 266,844
Personnel Benefits	26,686
	$ 293,530

LIBRARY OF CONGRESS
SALARIES AND EXPENSES

2. PURCHASE OF BOOKS

Summary

	FY 1980 No.	FY 1980 Amount	FY 1981 No.	FY 1981 Amount	Increase No.	Increase Amount
A. Books (GENPAC)		$ 3,994,000		$ 4,321,420		+$ 327,420
Current level		$ 3,994,000		$ 4,321,420		+$ 327,420
B. Books for the Law Library		$ 379,245		$ 432,340		+$ 53,095
Current level		$ 379,245		$ 432,340		+$ 53,095
Purchase of Books - Total		$ 4,373,245		$ 4,753,760		+$ 380,515

Current level .... + $380,515

2. PURCHASE OF BOOKS

General Statement

The Office of the Assistant Librarian for Processing Services provides for the acquisition and subsequent preparation of books and other library materials for use in the Library of Congress. It administers the purchase of materials for the Library's general collections and for the Law Library. Although materials come to the Library through copyright deposits, transfer from Federal agencies, gift, domestic and international exchange, and by provisions of State and Federal law, the material acquired through purchase augments these other sources of library material in an important way. Through the National Program for Acquisitions and Cataloging (NPAC), the Library acquires promptly current books from foreign countries of research value, catalogs them, and disseminates this cataloging data widely, in order to meet the urgent needs of American libraries through a centralized cataloging effort. NPAC shared cataloging programs using bibliographic entries prepared by foreign national bibliographers cover most of the countries throughout the world which have a well-organized booktrade. Also, NPAC regional acquisition programs cover over 30 countries in Africa, Asia, and Latin America where acquisition is more difficult.

Management objectives for this office in fiscal 1981 are directed primarily to supporting the purchase of materials for the Library at the same level as in 1980.

Additional resources required in fiscal 1981 to accomplish these objectives total $380,515. This amount provides funds to meet an inflationary rate of growth of 14 percent in the cost of purchasing books and other library materials, less a decrease in the sum requested for bibliographic services under the National Program for Acquisitions and Cataloging.

LIBRARY OF CONGRESS
SALARIES AND EXPENSES

2. PURCHASE OF BOOKS

Justification of Increases

	FY 1980 No.	FY 1980 Amount	FY 1981 No.	FY 1981 Amount	Increase No.	Increase Amount
Purchase of Books		$ 4,373,245		$ 4,753,760*		+ $ 380,515
Current level						+ $ 380,515

Books and Library Materials (GEN) ..... + $ 320,929
Books and Library Materials (NPAC) ..... + 139,146
Books for the Law Library ..... + 53,095

An increase of 14 percent, or $513,170, is requested in the funds for book purchases to offset the inflationary rise in the cost of books. This increase is needed to maintain the current level of purchasing power for Books for the General Collections, Books for the Law Library, and for the National Program for Acquisitions and Cataloging.

Catalog Card Subscriptions (NPAC) ..... - $ 132,655

The decrease in the sum requested for bibliographic services under the National Program for Acquisitions and Cataloging reflects a deduction of $196,000 from the fiscal 1980 base as a funding transfer. (See page 18 for an explanation of this.) A 12.2 percent inflationary increase of $63,345, computed on the base after the transfer, is requested. This results in a net reduction of $132,655.

* This includes the $100,000 appropriated in each of the past five fiscal years for the purchase of the Walt Whitman papers (now completed). It is requested that this amount be retained in fiscal 1981 base in order to partially offset the 10 percent reduction in book funds sustained over the last two fiscal years and to be continued in fiscal 1981 as a result of the Section 311 reduction of the fiscal 1979 Legislative Appropriations Act.

2. PURCHASE OF BOOKS

Additional Information

Special Reserve Fund

As requested by the Subcommittee, a brief description of some of the items purchased in fiscal 1979 from the Librarian's Special Reserve Fund is as follows: a typed manuscript of a speech by President Theodore Roosevelt; the Gottscho Collection of American Architectural Photographic Negatives; John White's 1585 map of Virginia; a letter sent by James Monroe on March 20, 1821, dealing with the settlement of Spanish claims in Florida; another letter of Monroe dated July 13, 1801, addressed to William Jones of Philadelphia; and James Madison's copy of the first American edition of Sir Thomas More's Utopia, published in Philadelphia in 1753 and containing Madison's signature. A total of $49,196.14 was spent for these and other items in fiscal 1979. The above were purchased because of their historical and literary significance, and because their acquisition filled gaps in the Library's collections or added to the collections materials of exceptional research value.

2. PURCHASE OF BOOKS

Additional Information

		1980 Estimate	1981 Estimate	1981 Increases: Current Level	1981 Increases: Growing Workload	1981 Increases: Total
31	Books & Library Materials (Gen.)..	$2,292,348	$2,613,277	$ 320,929	----	$ 320,929
31	Books & Library Materials (NPAC) .	993,900	1,133,046	139,146	----	139,146
31K	Catalog Card Subscriptions (NPAC)	707,752	575,097	-132,655	----	-132,655
	Subtotal, Books GENPAC.....	$3,994,000	$4,321,420	$ 327,420	$ ----	$ 327,420
31.	Books & Library Materials, Subtotal, Books Law	$ 379,245	$ 432,340	$ 53,095	$ ----	$ 53,095
Total, Purchase of Books		$4,373,245	$4,753,760	$ 380,515	$ ----	$ 380,515

LIBRARY OF CONGRESS
SALARIES AND EXPENSES

3. PREPARATION OF BOOKS

Summary

	FY 1980		FY 1981		Increase	
	No.	Amount	No.	Amount	No.	Amount
A. Positions						
(1) Permanent positions	1105	$25,445,109	1114	$25,641,109	+9	+$ 196,000
(2) Indef. positions (local)		478,400		478,400		----
	1105	$25,923,509	1114	$26,119,509	+9	+$ 196,000
B. Non-personal Services						
Current level		$ 2,100,111		$ 2,228,360		+$ 128,249
Preparation of Books - Total	1105	$28,023,620	1114	$28,347,869	+9	+$ 324,249

Current level +9 +$324,249

3. PREPARATION OF BOOKS

General Statement

The Office of the Assistant Librarian for Processing Services provides for the acquisition and subsequent preparation of books and other library materials for the collections of the Library of Congress. Among other things it administers the National Program for Acquisition and Cataloging which acquires current materials of value to scholarship, catalogs, them, and distributes bibliographic information regarding them to other libraries in the United States through the Cataloging Distribution Service. By this cataloging and other cataloging done by the staff of Processing Services, other libraries benefit from the work done by the Library of Congress, thus eliminating costly duplication of effort while speeding and facilitating research access to knowledge.

Management objectives for this office in fiscal 1981 are directed primarily to continuing the preparation of books at its present level.

Additional resources required in fiscal 1981 to accomplish this objective total $324,249. Of this total, $128,249 is required to meet inflationary costs of several budgetary items. The remaining amount of $196,000 is for 9 new positions to enable the Library to do cataloging in Washington which was formerly done for the Library in Florence, The Hague, and Oslo, and formerly paid for out of funds for the purchase of books. There is a corresponding reduction in the Purchase of Books program. (See page 14)

LIBRARY OF CONGRESS
SALARIES AND EXPENSES

3. PREPARATION OF BOOKS

Justification of Increases

	FY 1980		FY 1981		Increase	
	No.	Amount	No.	Amount	No.	Amount
A. Positions	1105	$25,923,509	1114	$26,119,509	+9	+ $ 196,000

To fulfill the goals of the National Program for Acquisitions and Cataloging (NPAC) as speedily and efficiently as possible, the Library over the last decade has contracted with book dealers overseas to maintain shared cataloging centers devoted entirely to providing LC with bibliographic services. Among other functions, the staffs of these centers use the national bibliographies of the countries in which they are located to prepare preliminary cataloging records for new publications acquired for the Library, often before the publications are even received by the book dealers. These arrangements have been extremely effective in insuring the fastest possible processing of NPAC materials. However, the increasing costs of these contracts for bibliographic services and the increase in automated techniques here at the Library have made continued maintenance of these centers no longer the most economical and efficient approach.

In fiscal 1981, the Library proposes to begin phasing out the overseas centers and transferring their functions to Washington. Accordingly, we are reprogramming $196,000 from Purchase of Book base funds to maintain the current level of bibliographic services to support NPAC personnel (4 GS-12's, 2 GS-10's, and 3 GS-7's) in Washington to handle work currently done in Florence, The Hague, and Oslo, the three centers we plan to discontinue in fiscal 1981 because of their high operating costs. We expect to close additional centers when justified and will request further reprogramming accordingly.

LIBRARY OF CONGRESS
SALARIES AND EXPENSES

3. PREPARATION OF BOOKS

Justification of Increases

	FY 1980 No.	FY 1980 Amount	FY 1981 No.	FY 1981 Amount	Increase No.	Increase Amount
B. Non-personal services (net)		$ 2,100,111		$ 2,228,360		+ $ 128,249

Decrease

Other Services ..... - $ 50,200

At the instructions of the State Department, a comparative transfer of $50,200 applicable to the Foreign Affairs Administrative Support (FAAS) is being made in fiscal 1981.

Increases - Current level ..... + $ 178,449

Travel and transportation ..... + $ 19,513

During fiscal 1979, the Library experienced air fare increases plus a government-wide increase in per diem due to the addition of 69 new cities by GSA to its list of high cost cities. These increases were somewhat offset by requiring Library travelers to use Metroliner trains to New York City rather than higher cost air travel. This has resulted in a net increase of all travel in fiscal 1979 of approximately 15 percent. Therefore, based on these actual costs, current level increases in 1981 of $8,100 for regular travel and $2,150 for attendance at meetings travel are requested.

An additional amount of $9,263 requested for travel and transportation expenses in the overseas regional acquisition centers is based upon local rates of inflation supplied by the American embassies abroad.

3. PREPARATION OF BOOKS

Justification of Increases

	FY 1980		FY 1981		Increase	
	No.	Amount	No.	Amount	No.	Amount

B. Non-personal services - Current level (continued)

Rent, communications, utilities..... + $ 23,743

Local inflationary increases, as reported by American embassies overseas, in the cost of postage, telephone, and teletype services as well as in the rental of office space require an additional $23,743 to cover these expenses in the Library's overseas regional acquisitions centers.

Printing and reproduction ..... + $ 105,732

The Government Printing Office issued Circular Letter No. 161, April 27, 1979, in which it forecasts an 8 percent increase in the cost of printing for fiscal 1981 over the costs for fiscal 1980. A current level request of $97,329 for printing done in the U. S. is therefore based on that GPO forecast. The Photoduplication Service has forecast a 10 percent increase in its rates due to increases in the cost of labor and material. An increase of $6,670 is therefore requested to provide for the current level costs of photoduplication work in the U. S.

An increase of $1,733 to cover printing and reproduction expenses in the overseas regional acquisition centers is based upon local rates of inflation abroad as determined by the appropriate U. S. embassies.

3. PREPARATION OF BOOKS

Justification of Increases

	FY 1980		FY 1981		Increase	
	No.	Amount	No.	Amount	No.	Amount

B. Non-personal services - Current level (continued)

Other services ..... + $ 25,332

Based upon the State Department's estimate of an increase during fiscal 1981 in charges for Foreign Affairs Administrative Support, an additional $7,000 is requested. A Library analysis of tuition fees charged by local colleges and universities and by the Office of Personnel Management indicates an increase of approximately 13 percent from the 1977/78 school year to the 1978/79 school year. Based on that analysis, an amount of $2,813 is requested to maintain the current level of training.

Another sum of $15,519 is required to offset inflationary increases abroad, as reported by U. S. embassies, in the costs of other services used by the Library's overseas centers.

Supplies and materials ..... + $ 4,129

The Library has experienced actual increases in the costs of supplies and materials of approximately 8.8 percent in fiscal 1979. A current level increase of $2,025 is therefore requested to offset these inflationary costs. An additional amount of $2,104 is needed to absorb inflationary increases in the cost of acquiring supplies and materials locally for the overseas centers. The rates of inflation in the countries where these centers are located have been supplied by the U. S. embassies there.

LIBRARY OF CONGRESS
SALARIES AND EXPENSES

3. PREPARATION OF BOOKS

Additional Information

New Positions Requested

Processing Services - NPAC

Shared Cataloging Division

4	GS-12 Cataloger @ $24,703	$ 98,812
2	GS-10 Supervisor, Processing Assistant @ $18,760	37,520
3	GS-7 Processing Assistant @ $13,925	41,775
		$ 178,107
	Personnel Benefits	17,893
9	positions	$ 196,000

LIBRARY OF CONGRESS
SALARIES AND EXPENSES

3. [redacted]REPARATION OF BOOKS

Additional Information

	1980 Estimate	1981 Estimate	1981 Increases: Current Level	1981 Increases: Growing Workload	1981 Increases: Total
21. Travel	$ 36,602	$ 43,515	$ 6,913	$ ----	$ 6,913
21A. Regular Travel	54,400	62,500	8,100	----	8,100
21B. Attendance at Meetings	14,550	16,700	2,150	----	2,150
21C. Local Travel	475	475	----	----	----
22. Transportation of Things	18,431	20,781	2,350	----	2,350
22A. Transportation of Things	34,333	34,333	----	----	----
22B. Transportation of Household Eff.	4,500	4,500	----	----	----
23. Rent, Communications and Utilities	126,932	150,675	23,743	----	23,743
23A. Postage	10,000	10,000	----	----	----
23A1. Postage, Military Postal Service	98,000	98,000	----	----	----
23B. Local Telephone	45,000	45,000	----	----	----
23C. Long Distance Telephone	32,700	32,700	----	----	----
23D. Teletype, etc.	5,750	5,750	----	----	----
23E. Rental of Equipment	38,300	38,300	----	----	----
24. Printing and Reproduction	8,770	10,503	1,733	----	1,733
24F. Printing, Forms	10,875	11,700	825	----	825
24G. Card Printing	1,207,496	1,304,000	96,504	----	96,504
24L. Offset Reproduction	165	165	----	----	----
24M. Photoduplication	66,230	72,900	6,670	----	6,670
25. Other Services	78,506	94,025	15,519	----	15,519
25A. Other Services, Misc.	3,367	3,367	----	----	----
25C. Health Services	30	30	----	----	----
25D. Services of Other Agencies	143,000	99,800	- 43,200	----	- 43,200
25E. Tuition and Training	21,272	24,085	2,813	----	2,813
25G. Repairs to Machines	1,039	1,039	----	----	----
25N. Storage of Household Effects	4,500	4,500	----	----	----
26. Supplies and Materials	11,388	13,492	2,104	----	2,104
26A. Office Supplies	23,375	25,400	2,025	----	2,025
26C. Automotive Supplies	125	125	----	----	----
Total, Preparation of Books	$2,100,111	$2,228,360	$128,249	$ ----	$ 128,249

LIBRARY OF CONGRESS
SALARIES AND EXPENSES

4. CATALOGING DISTRIBUTION SERVICE

Summary

	FY 1980		FY 1981		Increase	
	No.	Amount	No.	Amount	No.	Amount
A. Positions	443	$ 8,208,636	443	$ 8,208,636		$ ----
B. Non-personal services (current level)		5,947,854		5,947,854		----
Cataloging Distribution Service - Total	443	$14,156,490	443	$14,156,490		+ ----
Less: CDS receipts		-6,500,000		-6,500,000		----
	443	$ 7,656,490	443	$ 7,656,490		+ ----

4. CATALOGING DISTRIBUTION SERVICE

General Statement

The Office of the Assistant Librarian for Processing Services provides for the acquisition and preparation of books and other library materials for use in the Library of Congress. Through the Cataloging Distribution Service, the bibliographic data generated and compiled at the Library of Congress and the technical tools prepared for control and management of the data are made available to other libraries and individuals under the provision of 2 U.S.C. 150. This distribution of the results of the Library's cataloging and bibliographic control activities has been of major importance to libraries throughout the United States since 1901, for through it, the libraries have benefited from the results of the Library's expertise in cataloging, classification, and compilation. The sharing of the technical skills of these experts has eliminated costly duplication of effort by thousands of libraries throughout the country and also has provided them with language and subject competence in cataloging and classification work not otherwise available to them. The major effect of this national service has been to facilitate the research of library users.

The printing and distribution expenses of providing this service to other libraries and individuals are supported by those who acquire and use the products offered. In fiscal 1981, it is estimated that $6,500,000 will be collected from the sales program of the Cataloging Distribution Service and this sum will be credited to the fiscal 1981 estimate of $14,156,490, thus reducing the amount requested in the regular bill to $7,656,490.

Management objectives for this office in fiscal 1981 are directed primarily to supporting the Cataloging Distribution Service at its present level.

No additional resources are required in fiscal 1981 although minor reallocations of existing funding are being made.

54-689 - 80 - 28

4. CATALOGING DISTRIBUTION SERVICE

Justification of Increases

	FY 1980 No.	FY 1980 Amount	FY 1981 No.	FY 1981 Amount	Increase No.	Increase Amount
B. Non-personal services		$ 5,947,854		$ 5,947,854		+ $ ----
Decrease						- $ 46,500
Postage		- $ 46,500				

Decrease in sale and distribution of bibliographic products such as cards and book catalogs has reduced postage costs.

Increases - Current level						+ $ 46,500
Travel		+ $ 1,500				

During fiscal 1979, the Library experienced air fare increases plus a government-wide increase in per diem due to the addition of 69 new cities by GSA to its list of high cost cities. These increases were somewhat offset by requiring Library travelers to use Metroliner trains to New York City rather than higher cost air travel. This has resulted in a net increase for all travel in fiscal 1979 of approximately 15 percent. Therefore, based on these actual costs, current level increases in 1981 of $900 for regular travel and $600 for attendance at meetings travel are requested.

Rental of equipment		+ $ 45,000				

To provide for rental of additional peripheral equipment for the IBM 158 computer. This equipment is a data adapter, printer controller, disc controller, and disk storage unit, all of which are needed to run programs for the 158, both for the Cataloging Distribution Service current operations and for some additional work of the Library.

LIBRARY OF CONGRESS
SALARIES AND EXPENSES

4. CATALOGING DISTRIBUTION SERVICE

Additional Information

	1980 Estimate	1981 Estimate	1981 Increases: Current Level	1981 Increases: Growing Workload	1981 Increases: Total
21A. Regular Travel	$ 6,000	$ 6,900	$ 900	$ ----	$ 900
21B. Attendance at Meetings	4,200	4,800	600	----	600
21C. Local Travel	200	200	----	----	----
22A. Transportation of Things	11,800	11,800	----	----	----
23A. Postage	630,000	583,500	- 46,500	----	- 46,500
23B. Local Telephone	13,000	13,000	----	----	----
23C. Long Distance Telephone	9,000	9,000	----	----	----
23D. Teletype, etc.	600	600	----	----	----
23E. Rental of Equipment	1,246,500	1,291,500	45,000	----	45,000
23F. Rental of Space	1,500	1,500	----	----	----
24E. Printing, Publications	283,000	305,000	22,000	----	22,000
24F. Printing, Forms	89,000	89,000	----	----	----
24G. Card Printing	429,000	329,000	-100,000	----	-100,000
24J. National Union Catalog	1,412,000	1,525,000	113,000	----	113,000
24K. Subject Catalog	847,000	912,000	65,000	----	65,000
24L. Offset Reproduction	375,000	275,000	-100,000	----	-100,000
24M. Photoduplication	5,000	5,000	----	----	----
24N. Photoduplication--Union Catalog	4,754	4,754	----	----	----
24R. Offset Printing, Misc.	10,000	10,000	----	----	----
24S. Offset Printing, Catalogs	3,000	3,000	----	----	----
24W. Oriental Photocomposition	500	500	----	----	----

4. CATALOGING DISTRIBUTION SERVICE

Additional Information

	1980 Estimate	1981 Estimate	1981 Increases: Current Level	1981 Increases: Growing Workload	1981 Increases: Total
25A. Other Services, Misc.	85,000	85,000	----	----	----
25B. Loyalty Investigations	800	800	----	----	----
25D. Services of Other Agencies	1,000	1,000	----	----	----
25E. Tuition and Training	5,000	5,000	----	----	----
25G. Repairs to Machines	75,000	75,000	----	----	----
26A. Office Supplies	75,000	75,000	----	----	----
26Q Automation Supplies	75,000	75,000	----	----	----
26R Card Production Supplies	250,000	250,000	----	----	----
Total, CDS	$5,947,854	$5,947,854	$ ----	$ ----	$ ----

LIBRARY OF CONGRESS
SALARIES AND EXPENSES

5. RESEARCH AND READER SERVICES

Summary

	FY 1980		FY 1981		Increase	
Research Services Department	No.	Amount	No.	Amount	No.	Amount
A. Positions	690	$15,373,972	744	$16,253,903	+54	+$ 879,931
Indefinite	(50)	615,920	(82)	1,061,920	(+32)+	446,000
Special & Temporary	(13)	141,460	(20)	216,460	(+ 7)+	75,000
B. Non-personal Services						
Current level		$ 453,457		$ 470,952		+$ 17,495
Growing workload				66,885		+ 66,885
		$ 453,457		$ 537,837		+$ 84,380
Subtotal Research	690	$16,584,809		$18,070,120		$1,485,311
Law Library						
A. Positions	98	$ 2,561,117	106	$ 2,652,175	+ 8	$ 91,058
B. Non-personal Services						
Current level		$ 59,700		$ 71,400		+$ 11,700
Growing workload				50,000		+ 50,000
		$ 59,700		$ 121,400		+$ 61,700
Subtotal Law		$ 2,620,817		$ 2,773,575		$ 152,758
Research and Reader Services-Total	788	$19,205,626	850	$20,843,695	+ 62	+$1,638,069

Current level ..... + $ 29,195
Growing workload +62 + 1,608,874

5. RESEARCH AND READER SERVICES

Research Services Department

General Statement

The Research Services Department is responsible for organizing, developing, and maintaining the Library's general and special collections and encouraging their use. The Department serves researchers and other users, who come to the Library from all over the United States, by providing service directly through 16 reading rooms and the Motion Picture, Broadcasting, and Recorded Sound Division listening service and indirectly through correspondence, telephone, and published reference works, from collections totaling nearly 75,000,000 items. These collections include books and pamphlets, maps, atlases, manuscripts and personal papers of prominent figures (including past Presidents), music and music literature, sound recordings, photographs, prints, drawings, posters, motion pictures, rare books technical reports, government documents, newspapers, periodicals, microforms, etc., with the exceptions of legal materials and those available through the National Library Service for the Blind and Physically Handicapped. The department cooperates and experiments in the application of data processing techniques to collection control and to reference service.

In fiscal 1981, the first objective for Research Services will be the implementation of the move into the James Madison Memorial Building and service of collections to be housed there. The Library's expansion into the Madison Building will provide Research Services with the physical facilities to render adequate service in the fields of performing arts, music, motion pictures, television, and geography and maps. In addition, by providing adequate space for the collections, the move to Madison will increase the service capability in the areas of manuscripts, prints and photographs, serials, newspapers, and government documents. The second objective for Research Services will be improved book and reference service in the present and expanded reading rooms made possible by the move to the new building. The third objective will be to carry out a full-scale inventory of the Library's general collections and to provide Special and Temporary deck staff to match seasonal variations and workload fluctuations in reading room service.

Additional resources required in fiscal 1981 to accomplish these objectives total $1,485,311. This amount provides $879,931 for 54 new positions (27 for occupancy of the Madison Building and 27 for improved book and reference service in the present buildings), $521,000 for indefinite and special and temporary positions, and $84,380 in non-personal support services.

5. RESEARCH AND READER SERVICES

Research Services Department

Justification of Increases

	FY 1980		FY 1981		Increase	
	No.	Amount	No.	Amount	No.	Amount
A. Positions	690	$16,131,352	744	$17,532,283	+54	+ $1,400,931
(1) To complete occupancy of the James Madison Memorial Building and make collections housed there available for effective service					+27	+ $ 413,867

Twenty-seven (27) positions are requested to provide full and improved reference service in the specialized reading rooms to be located in the James Madison Memorial Building. The Library's expansion into the Madison Building will provide Research Services with the physical facilities to render adequate service in the fields of performing arts, music, motion pictures, television, and geography and maps. These twenty-seven positions are needed to provide full reference service, to provide technical support to the reference staff, and to enhance the availability to Congressional, Federal agency, scholarly and public clients of LC to 50 million items contained in the highly specialized collections, including manuscripts, maps, globes, atlases, music, disc and tape recordings, radio and television programs, motion picture films, prints, drawings, posters, rare books and other rarities. Detailed justifications for these positions are as follows:

Eight of these twenty-seven positions are needed to assure that the James Madison Memorial Building physical facilities in the fields of performing arts, music, motion pictures, television, and geography and maps are used fully, to increase the sound recording listening hours from the present limit of 2 hours per day to the entire period of opening, to increase motion picture study facilities to 12 viewing stations (currently restricted to 6 readers at a time), and to provide television study facilities. Requests from scholars during the past five years demonstrate the need for these services, and the demand for service of the geography and map collections is expected to increase sharply when that material comes to Capitol Hill from its present location outside Washington, D. C.

5. RESEARCH AND READER SERVICES

Research Services Department

Justification of Increases

	FY 1980		FY 1981		Increase	
	No.	Amount	No.	Amount	No.	Amount

A. Positions (continued)

Thirteen of the twenty-seven positions for the James Madison Memorial Building are to assist the professional reference librarians in serving the public and to undertake routine tasks. Their duties will include locating and delivering items needed by researchers, monitoring the use of material and assuring its security, servicing viewing and listening booths for research in motion pictures, sound recordings, and video tapes. In addition, these staff are required for organizing reference files for public use, registering users of the reading rooms, maintaining records of material on loan, on exhibit, or being restored, and assisting with several reading room services. The workload has long justified this additional support, but the request for positions has been deferred until space was available in the Madison Building for work stations.

Six of the twenty-seven positions for the James Madison Memorial Building are to maintain the Library's special collections more efficiently and accurately, and to create grater efficiency in reader services. The additional staff is needed for collating, arranging, labeling, organizing and describing objects in the Library's custody, and reviewing accession entries in preparation for addition to master computer bases. They will thus enable higher paid professional catalogers and curators to perform professional functions.

(2) To improve research and reader service with emphasis on improving serviceability of the collections in the present and expanded reading rooms in the Library of Congress and Thomas Jefferson Buildings ..... +27 + $ 466,064

A total of twenty-seven (27) positions are requested to improve research and reader service with emphasis on improving serviceability of the collections in the present reading rooms and in expanded reading areas resulting from changes in service patterns in the Library of Congress and Thomas Jefferson Buildings and made possible by the expansion into the Madison Building. Detailed justifications for these positions are as follows:

5. RESEARCH AND READER SERVICES

Research Services Department

Justification of Increases

	FY 1980		FY 1981		Increase	
	No.	Amount	No.	Amount	No.	Amount

A. Positions (continued)

Nine of the twenty-seven positions for expanded service in the Library of Congress and Thomas Jefferson Buildings are needed to provide expanded and improved reference service in the present foreign Area Studies divisions, to provide technical support to the reference staff to properly maintain and service the Area Studies collections, and to provide clerical support to assist in the achievement of these goals.

Two of these nine Area Studies positions are librarians required to provide coverage of countries employing Romance and Germanic languages; such coverage, now lacking, is essential in providing research and reader services for France, Italy, the Scandinavian countries, and the Benelux countries, particularly in assisting researchers to exploit the Library's resources on these countries and on their relations (economic, cultural, political) with the United States in an expanded European (formerly Slavic and East European) Reading Room. In addition, they will contribute to the further development of the book collections on France, Italy, etc., which have a current yearly intake of approximately 30,000 books and 14,000 periodicals and now number over two million volumes.

One of these nine Area Studies positions is a librarian required to meet the commitment of research and reader services in the field of Slavic and East European Studies, especially as they related to bibliographic programs.

One of these nine Area Studies positions is a librarian required to meet the commitment of research and reader services in the increasingly important area of Africa and African studies. Workload in the area of African studies over the past 13 years has grown by 69 percent in reference inquiries by telephone; by 133 percent in reader services; by 53 percent in recommending (acquisitions) activities, while staffing levels have remained the same.

5. RESEARCH AND READER SERVICES

Research Services Department

Justification of Increases

	FY 1980		FY 1981		Increase	
	No.	Amount	No.	Amount	No.	Amount

A. Positions (continued)

One of these nine Area Studies positions is a librarian needed to provide improved reader services in social science materials in the Hispanic and Latin American areas and in the Portuguese collections and to permit the expansion of bibliographic services in this area in response to reader demand.

Four of these nine Area Studies positions are two library technicians and two secretarial positions required to provide technical and clerical support essential to the servicing of the collections under Area Studies. These positions are needed to reduce arrearages of unprocessed material, to perform typing and filing duties, and to increase the efficiency of present staff whose work has been seriously hampered without additional positions to support the increasingly heavy workload.

Seventeen positions -- one GS-13 supervisory librarian, seven GS-9 reference librarians, and nine technical and clerical support positions -- of the twenty-seven positions for providing expanded service in the Library of Congress and Thomas Jefferson Buildings are requested to staff the Social Science and Humanities reading rooms, to meet demand growing at a rate of 15 percent per year for service of genealogical and microform materials, and to serve scholars using 273 study rooms in areas restored to public use through the move of the Congressional Research Service to the Madison Building. These positions will permit more timely and responsive processing and servicing of the heavily-used genealogical and microform materials, extension of service to users of the public reading rooms and study facilities in the Thomas Jefferson Building according to the original 1938 configuration of those public facilities, and servicing of the Humanities reading room with its 8,500 volume reference collections and associated study facilities.

5. RESEARCH AND READER SERVICES

Research Services Department

Justification of Increases

	FY 1980		FY 1981		Increase	
	No.	Amount	No.	Amount	No.	Amount

A. Positions (continued)

One position of these twenty-seven positions for providing expanded service in the Library of Congress and Thomas Jefferson Buildings is requested to describe, interpret, and serve the Lessing J. Rosenwald Rare Book Collection, perhaps the Library's single most important and valuable rare book collection; this collection had been housed in the donor's private library near Philadelphia, and had been tended largely by his staff. Mr. Rosenwald's recent death requires the Library to prepare to meet the obligation understood when the Library of Congress Trust Fund Board accepted his gift to the Nation in 1943; the books are now housed in Washington for the first time, and demand is certain to be heavy on this collection.

(3) To carry out a full-scale inventory of the Library's general collections and to provide Special and Temporary deck staff to match seasonal variations and workload fluctuations in reading room service ..... (+39)+ $ 521,000

Indefinite positions (+32) ..... + $ 446,000

Thirty-two indefinite positions are requested for a three-year period to carry out a full-scale inventory of the Library's ten million volume general book collections, in order to identify hundreds of thousands of items that have been lost, mislabeled, or mis-shelved over the years. Nearly one-fourth of all books requested by users from entries in the card catalogs turn out to be not-on-shelf at the time they are needed. While many of these may be in use or charged to Congressional and other borrowers, a significant number cannot be accounted for. During the period from October 1980 to September 1983, when the general collections will be shifted into space made available by the move of library units to the Madison Building, a unique opportunity will exist to conduct a systematic inventory to reconcile books missing from the shelves with the Library's official records, identify fragile items in need of preservation or binding, set aside for review those which should

5. RESEARCH AND READER SERVICES

Research Services Department

Justification of Increases

	FY 1980		FY 1981		Increase	
	No.	Amount	No.	Amount	No.	Amount

A. Positions (continued)

be weeded from the collections, and alert recommending officers to missing titles that are in demand and should be considered for replacement. As a result of this first full-scale inventory in forty years, staff now engaged in searching for missing books will be able to improve and maintain meaningful quality control programs, benefiting all categories of users by providing fuller access to the general collections.

Of the thirty-two indefinite positions, 20 will be GS-5 library technicians in the Collections Management Division who would review volumes on the shelves against the shelflist and the central charge file and identify and resolve problems in tandem with wage-grade book movers (authorized in fiscal 1980) who will be arranging and shifting the collections by subject class.

Twelve of the thirty-two indefinite positions will be GS-7/8/9 library technicians for Processing Services to handle the increased workload of resolving the record-keeping problems in Shelflisting and Serial Record revealed by the inventory. A survey of the books on economics in May 1979 indicated that 7.3 percent of the items checked would have been unretrievable because of discrepancies in cataloging and labeling. This figure does not include the cumulative problems on mis-shelved, damaged and missing volumes that would be addressed by an inventory.

5. RESEARCH AND READER SERVICES

Research Services Department

Justification of Increases

	FY 1980		FY 1981		Increase	
	No.	Amount	No.	Amount	No.	Amount

A. Positions (continued)

Special and Temporary funds (+7) ... + $ 75,000

Seven equivalent GS-4 deck attendants as temporary staff are requested to allow the Collections Management Division to match seasonal variations and workload fluctuations in reading room service. The current staff of 68 are not now sufficient to provide adequate service for the existing 1.5 million book requests per year (and the equivalent reshelving and shelf-reading tasks) during the 77.5 hours a week the reading rooms are open. The opening of the Madison Building means that significant additional workload will be placed on this staff. The relocation of work stations now in the stacks will make available over a three-year period an additional 90 miles of desperately needed shelving (75 miles in the first year) that must be organized and maintained. The return of the Geography and Map Division and the Copyright Office to Capitol Hill and the expansion of the Music, Prints and Photographs, and Motion Picture and Recorded Sound reading rooms and an additional of 39 new book delivery points in the Madison Building will add a significant workload to the division's responsibilities for book service.

5. RESEARCH AND READER SERVICES

Research Services Department

Justification of Increases

	FY 1980 No.	FY 1980 Amount	FY 1981 No.	FY 1981 Amount	Increase No.	Increase Amount
B. Non-personal services		$ 453,457		$ 537,837		+ $ 84,380
Current level						+ $ 17,495

(1) Travel and transportation ..... + $ 5,065

During fiscal 1979, the Library experienced air fare increases plus a government-wide increase in per diem due to the addition of 69 new cities by GSA to its list of high cost cities. These increases were somewhat offset by requiring Library travelers to use Metroliner trains to New York City rather than higher cost air travel. This has resulted in a net increase for all travel in fiscal 1979 of approximately 15 percent. Therefore, based on these actual costs, current level increases in 1981 of $2,750 for regular travel and $2,315 for attendance at meetings travel are requested.

(2) Printing ..... + $ 1,200

The Government Printing Office issued Circular Letter No. 161, April 27, 1979, in which they forecast an 8 percent increase in the cost of printing for fiscal 1981 over the costs for fiscal 1980. Our current level request of $1,200 is therefore based on that GPO forecast.

(3) Photoduplication ..... + $ 4,530

The Photoduplication Service has forecast a 10 percent increase in its rates due to increases experienced in the cost of labor and material. An increase of $4,530 is therefore requested to provide for the current level costs of photoduplication work.

5. RESEARCH AND READER SERVICES

Research Services Department

Justification of Increases

	FY 1980		FY 1981		Increase	
	No.	Amount	No.	Amount	No.	Amount

B. Non-personal services (continued)

(4) Training ..... + $ 1,400

A Library analysis of tuition fees charged by local colleges and universities and by the Office of Personnel Management indicates an increase of approximately 13 percent from the 1977/1978 school year to the 1978/1979 school year. Based on that analysis, an amount of $1,400 is requested to maintain the current level of training.

(5) Other services ..... + $ 5,300

Data base subscription services such as Lockheed's DIALOG and the on-line union catalog of the Ohio College Library Center, Inc., are currently used by specially trained staff to identify government documents, technical reports, journal articles and rare research materials not yet listed in printed bibliographies or not held by the Library of Congress. An additional $5,000 is needed to maintain the current level of access to these tools so the Library can continue to provide authoritative information to assist scholars and other libraries.

Also, $300 is needed in order to allow for continued support at the current level of the interagency Chinese-English Translation Assistant Group working on computer-based Chinese dictionary files for U. S. Government use.

5. RESEARCH AND READER SERVICES

Research Services Department

Justification of Increases

	FY 1980		FY 1981		Increase	
	No.	Amount	No.	Amount	No.	Amount

B. Non-personal services (continued)

Growing workload ..... + $ 66,885

(1) Travel and transportation ..... + $ 11,185

An increase of $8,000 in regular travel funds is requested to provide better reference information service by allowing for contacts with other libraries, government units, and professional organizations for cooperative programs.

An increase of $3,185 in attendance at meetings funds is requested to allow professional staff to attend meetings of library, information science, and subject specialization organizations, all of which are essential to maintaining a high level of subject expertise and developing sources of information to support scholarly requests.

(2) Rent, communication, utilities .... + $ 12,200

An additional $12,200 is requested for the rental of word processing equipment to increase the efficiency of departmental personnel in preparing bibliographies, reports, reference aids, and cataloging information.

(3) Other services ..... + $ 13,000

Reference staff conducting complex searches in the natural and social sciences are significantly more effective in locating material when able to supplement printed bibliographies with commercially available data base systems such as the New York Times INFOBANK or System Development Corporation's ORBIT. The cost of

5. RESEARCH AND READER SERVICES

Research Services Department

Justification of Increases

	FY 1980		FY 1981		Increase	
	No.	Amount	No.	Amount	No.	Amount

B. Non-personal services (continued)

these and similar files, essential for access to current periodical and report literature, is determined by the amount of use. An additional $10,000 is requested to expand the scope of the Department's subscriptions to provide access to the basic automated reference tools available, and to extend access to these indispensable resources to all divisions in Research Services.

$3,000 is needed for the overhauling and repair of TV equipment for the American Television and Radio Archives program which will have been in use for three years.

(4) Supplies ..... + $ 14,000

Under the American Television and Radio Archives program, an additional $4,000 is needed to stock items necessary for our preventive maintenance program and will consist mostly of parts commonly known to break down due to usage, such as switches, small bearings, and assemblies. The spare parts will enable our staff to make on-the-spot repairs, return video and audio equipment to operation quickly, lessen the number of items needed as standby equipment and result in overall savings.

An additional $10,000 is needed to purchase tapes to duplicate archival copies needed for reference purposes, for audio and video taping off the air and to provide special supplies, i. e., alignment tapes and tools necessary in our preventive maintenance program.

5. RESEARCH AND READER SERVICES

Research Services Department

Justification of Increases

	FY 1980		FY 1981		Increase	
	No.	Amount	No.	Amount	No.	Amount

B. Non-personal services (continued)

(5) Equipment ..... + $ 16,500

To purchase equipment, such as recorders, video and videodisc players, and monitors, necessary for the preservation of audio/video/film material to be acquired under the American Television and Radio Archives program.

54-689 - 80 - 29

5. RESEARCH AND READER SERVICES

Research Services Department

Additional Information

New positions requested

a. To complete occupancy of the James Madison Memorial Building and make collections housed there available for effective service. +27

Special Collections

Geography and Map Division

2	GS-9	Reference Librarian @ $17,035	$ 34,070
1	GS-5	Library Technician	11,243
3			$ 45,313

Manuscript Division

2	GS-7	Reading Room Assistant @ $13,925	$ 27,850
1	GS-7	Library Technician	13,925
1	GS-5	Library Technician	11,243
4			$ 53,018

Motion Picture, Broadcasting, and Recorded Sound Division

1	GS-12	Supervisory Librarian	$ 24,703
2	GS-9	Reference Librarian @ $17,035	34,070
1	GS-7	Engineer	13,925
3	GS-6	Library Technician @ $12,531	37,593
2	GS-4	Library Technician @ $10,049	20,098
1	GS-4	Clerical Assistant	10,049
10			$140,438

5. RESEARCH AND READER SERVICES

Research Services Department

Additional Information

New positions requested (continued)

Special Collections (continued)

Music Division

1	GS-12	Music Specialist	$ 24,703
2	GS-9	Reference Librarian @ $17,035	34,070
3	GS-5	Library Technician @ $11,243	33,729
6			$ 92,502

Prints and Photographs Division

4	GS-5	Library Technician @ $11,243	$ 44,972
			$376,243
		Personnel Benefits	37,624
27	positions		$413,867

5. RESEARCH AND READER SERVICES

Research Services Department

Additional Information

New positions requested (continued)

b. To improve research and reader service with emphasis on improving serviceability of the collections in the present and expanded reading rooms in the Library of Congress and Thomas Jefferson Buildings. +27

Area Studies

Office of the Director

1	GS-7	Secretary	$ 13,925

African and Middle Eastern Division

1	GS-9	Reference Librarian/Bibliographer	$ 17,035
1	GS-7	Secretary	13,925
2			$ 30,960

Asian Division

1	GS-7	Processing and Reference Assistant	$ 13,925

European Division

2	GS-12	Area Specialist @ $24,703	$ 49,406
1	GS-9	Bibliography and Reference Assistant	17,035
3			$ 66,441

Hispanic Division

1	GS-9	Bibliography and Reference Assistant	$ 17,035
1	GS-5	Library Technician	11,243
2			$ 28,278

5. RESEARCH AND READER SERVICES

Research Services Department

Additional Information

New positions requested (continued)

General Reference

General Reading Rooms Division

1	GS-13	Supervisory Librarian	$ 29,375
7	GS-9	Reference Librarian @ $17,035	119,245
1	GS-8	Library Technician	15,423
1	GS-6	Microform Processing Assistant	12,531
2	GS-5	Reading Room Assistant @ $11,243	22,486
1	GS-4	Library Technician	10,049
1	GS-4	Clerk-Typist	10,049
1	GS-4	Microform Reading Room Assistant	10,049
2	GS-2	Messenger @ $8,128	16,256
17			$245,463

Special Collections

Rare Book and Special Collections Division

1	GS-12	Subject Specialist	$ 24,703
			$423,695
		Personnel Benefits	42,369
27	positions		$466,064

5. RESEARCH AND READER SERVICES

Research Services Department

Additional Information

	1980 Estimate	1981 Estimate	1981 Increases Current Level	1981 Increases Growing Workload	1981 Increases Total
21A. Regular Travel	$ 18,750	$ 29,500	$ 2,750	$ 8,000	$ 10,750
21B. Attendance at Meetings	15,700	21,200	2,315	3,185	5,500
21C. Local Travel	1,575	1,575	----	----	----
23B. Local Telephone	850	850	----	----	----
23C. Long Distance Telephone	30,762	30,762	----	----	----
23E. Rental of Equipment	18,800	31,000	----	12,200	12,200
24F. Printing, Forms	15,675	16,875	1,200	----	1,200
24M. Photoduplication	45,300	49,830	4,530	----	4,530
25A. Other Services, Misc.	2,200	2,500	300	----	300
25E. Tuition and Training	10,900	12,300	1,400	----	1,400
25F. Professional & Consultant Services	15,795	15,795	----	----	----
25G. Repairs to Machines	----	3,000	----	3,000	3,000
25Q. Data Base Subscriptions	10,000	25,000	5,000	10,000	15,000
26A. Office Supplies	150	150	----	----	----
26F. Spare Parts, etc.	2,000	6,000	----	4,000	4,000
26G. Laboratory Supplies	100,000	110,000	----	10,000	10,000
31H. Equipment	165,000	181,500	----	16,500	16,500
Total, Research Services	$ 453,457	$ 537,837	$ 17,495	$ 66,885	$ 84,380

5. RESEARCH AND READER SERVICES

Law Library

General Statement

The Law Library, the only comprehensive legal research library of the United States Government, provides direct research service to Congress in foreign, international, and comparative law and supports the Congressional Research Service in American law. During fiscal 1979, the Law Library prepared 1,148 special studies, translations and bibliographies totaling 21,908 pages for the Congress, and answered 237,560 reference and research inquiries from all users.

The Law Library's staff of 98 is responsible for the development, maintenance, and service of a law collection of over 1,600,000 volumes--probably the largest law library ever assembled. This collection, comprising the legal sources and literature of all foreign nations and the United States, covers all legal systems including common, civil, international, religious, and historic law. Reader reference service is maintained by a Law Library Reading Room and a Law Library in the Capitol.

The professional staff, which includes members of American and foreign bars, provides bibliographic and informational services, prepares background papers, comparative studies, legal interpretations, and translations, involving materials in over 50 official languages for Members and committees of Congress, officers of the legislative branch, Supreme Court and other justices, members of the Departments of State and Justice and other federal agencies. Furthermore, the Law Library makes its collections and services available to a diverse community of users--the foreign diplomatic corps, international organizations, members of the bench and bar, educational institutions, nongovernmental libraries, legal service organizations, and the general public.

The objectives of the Law Library in fiscal 1981 are to improve the quality, accessiblity, and distribution of research and reference services in all fields of law; to purchase necessary domestic, foreign and international law books; and to maintain, organize, and preserve this comprehensive collection.

Additional resources required in fiscal 1981 to accomplish these aims total $152,758, providing $91,058 for 8 new positions, and $61,700 for other non-personal services. It should be noted that a request of $53,095 for book acquisitions appears in the Purchase of Books section of this Justification. (See page 14)

5. RESEARCH AND READER SERVICES

Law Library

Justification of Increases

	FY 1980		FY 1981		Increase	
	No.	Amount	No.	Amount	No.	Amount
A. Positions	98	$ 2,561,117	106	$ 2,652,175	+ 8	+ $ 91,058
To meet current demands for service					+ 8	+ $ 91,058

The 1,600,000 volume collection in the custody of the Law Library, which is expanding at an annual rate of 40,000 volumes, will be integrated in fiscal 1981 into a larger and lengthened facility using compact, motorized book stacks, separated by four floors from the public Law Library Reading Room, and will provide increased collections service, especially during evening and weekend hours.

Additional staff will be required as follows:

Four GS-4 Library Technicians to shelve, organize, maintain, locate and make readily available books and periodicals to support the longer hours of service;

One GS-5 Library Technician to perform on a continuous basis the preservation needs of oiling, repairing, and cleaning the law collections, particularly rare and valuable leather bound books;

One GS-5 Binding Preparation Assistant to prepare for microfilming the current national gazettes (the basic source of law) of Latin America, North Africa, the Middle East, and Asia for purposes of preservation and national availability in conjunction with the Library of Congress/New York Public Library Joint Project; and

Two GS-4 Loose-Leaf Filers to maintain in an up-to-date condition an increasing number of loose-leaf services and treatises in loose-leaf form.

5. RESEARCH AND READER SERVICES

Law Library

Justification of Increases

	FY 1980		FY 1981		Increase	
	No.	Amount	No.	Amount	No.	Amount
B. Non-personal services		$ 59,700		$ 121,400		+ $ 61,700
Current level						+ $ 11,700

(1) Travel and transportation ..... + $ 1,600

During fiscal 1979, the Library experienced air fare increases plus a government-wide increase in per diem due to the addition of 69 new cities by GSA to its list of high cost cities. These increases were somewhat offset by requiring Library travelers to use Metroliner trains to New York City rather than higher cost air travel. This has resulted in a net increase for all travel in fiscal 1979 of approximately 15 percent. Therefore, based on these actual costs, current level increases in 1981 of $1,100 for regular travel and $500 for attendance at meetings travel are requested.

(2) Rental of equipment ..... + $ 6,400

Increase in copying service costs in the Law Library in the Capitol and the rental of a word processing device to facilitate the preparation of long, complex research reports and publications has resulted in a current level increase of $6,400.

(3) Printing ..... + $ 100

The Government Printing Office issued Circular Letter No. 161, April 27, 1979, in which they forecast an 8 percent increase in the cost of printing for fiscal 1981 over the costs for fiscal 1980. A current level request of $100 is therefore based on that GPO forecast.

5. RESEARCH AND READER SERVICES

Law Library

Justification of Increases

	FY 1980		FY 1981		Increase	
	No.	Amount	No.	Amount	No.	Amount

B. Non-personal services (continued)

(4) Photoduplication ..... + $ 2,800

The Photoduplication Service has forecast a 10 percent increase in its rates due to increases experienced in the cost of labor and material. An increase of $2,800 is therefore requested to provide for the current level costs of photoduplication work.

(5) Training ..... + $ 800

A Library analysis of tuition fees charged by local colleges and universities and by the Office of Personnel Management indicates an increase of approximately 13 percent from the 1977/1978 school year to the 1978/1979 school year. Based on that analysis, an amount of $800 is requested to maintain the current level of training.

Growing workload ..... + $ 50,000

(1) Data base subscriptions ..... + $ 50,000

$50,000 is requested to subscribe to the New York Times Information Bank which provides information from numerous domestic and foreign newspapers and other publications. Access to this information will provide the Law Library researchers with background material in preparing foreign and international law reports for Congress and will enable the Law Library to utilize the most relevant and current source of computer-assisted information from a commercial data base system. Based on current costs of $85 per hour, an amount of $50,000 will provide approximately 11 hours of service per week.

5. RESEARCH AND READER SERVICES

Law Library

Additional Information

New positions requested

Processing Section

2	GS-4	Loose Leaf Filers @ $10,049	$ 20,098
1	GS-5	Binding Preparation Assistant	11,243
1	GS-5	Library Technician (Collections Maintenance)	11,243
4	GS-4	Library Technician @ $10,049	40,196
			$ 82,780
		Personnel Benefits	8,278
8	positions		$ 91,058

5. RESEARCH AND READER SERVICES

Law Library

Additional Information

	1980 Estimate	1981 Estimate	1981 Increases: Current Level	1981 Increases: Growing Workload	1981 Increases: Total
21A. Regular Travel	$ 7,175	$ 8,275	$ 1,100	$ ----	$ 1,100
21B. Attendance at Meetings	3,400	3,900	500	----	500
21C. Local Travel	100	100	----	----	----
22A. Transportation of Things	350	350	----	----	----
23C. Long Distance Telephone	2,000	2,000	----	----	----
23D. Teletype, etc.	550	550	----	----	----
23E. Rental of Equipment	2,000	8,400	6,400	----	6,400
24F. Printing, Forms	1,100	1,200	100	----	100
24M. Photoduplication	27,600	30,400	2,800	----	2,800
25A. Other Services, Misc.	500	500	----	----	----
25E. Tuition and Training	6,000	6,800	800	----	800
25F. Professional & Consultant Services	8,925	8,925	----	----	----
25Q. Data Base Subscriptions	----	50,000	----	50,000	50,000
Total, Law Library	$ 59,700	$ 121,400	$ 11,700	$ 50,000	$ 61,700

LIBRARY OF CONGRESS
SALARIES AND EXPENSES

6. PRESERVATION OF LIBRARY MATERIALS

Summary

	FY 1980		FY 1981		Increase	
	No.	Amount	No.	Amount	No.	Amount
A. Permanent positions	108	$ 2,153,667	108	$ 2,153,667		$ ----
Indefinite positions	----		(23)	400,000	(+23)	+ 400,000
	108	$ 2,153,667	108	$ 2,553,667	(+23)	+ 400,000
B. Non-personal Services						
Current level		$ 3,087,729		$ 3,322,087		+$ 234,358
Growing workload				631,822		+ 631,822
		$ 3,087,729		$ 3,953,909		+ 866,180
Preservation of Library Materials - Total	108	$ 5,241,396	108	$ 6,507,576	(+23)	+$1,266,180

Current level ..... + $ 234,358
Growing workload ... + 1,031,822

LIBRARY OF CONGRESS
SALARIES AND EXPENSES

6. PRESERVATION OF LIBRARY MATERIALS

General Statement

The Library of Congress preservation program preserves and restores deteriorating and damaged portions of the collections so that these materials will continue to be available for future use by Congress, the public, and scholars. Preservation techniques include actual restoration and preventive treatment in original formats, as well as transfer of contents of deteriorated materials to other media, such as microfilm. Funds are used for binding, microfilming, nitrate film transfer, sound cylinders to tape transfer, and for research on improved preservation procedures and technology. In addition, the Library provides limited assistance and guidance to other holders of deteriorating or damaged library materials.

Preservation program objectives for 1981 are threefold: (1) to maintain most preservation activities at current or near current levels of production, (2) to substantially expand the conversion of nitrate motion picture film to safety base film in order to complete the conversion program by 1986, and (3) to initiate a three year project to transfer a collection of unique, ethnic (primarily American Indian) sound cylinders to tape for preservation and distribution purposes.

Additional resources required in FY 1981 to accomplish these objectives total $1,266,180. This amount includes $400,000 for the equivalent of 23 indefinite positions for a period of 6 years to complete the conversion of nitrate film, $234,358 in non-personal current level increases, and $631,822 in growing workload non-personal increases to support motion picture conversion and the Federal Cylinder Project.

6. PRESERVATION OF LIBRARY MATERIALS

Justification of Increases

	FY 1980		FY 1981		Increase	
	No.	Amount	No.	Amount	No.	Amount
A. Positions	108	$2,153,667	108	$2,153,667	--	$ ---
Indefinite positions	(--)	---	(23)	$ 400,000	+(23)	+$ 400,000

(1) To complete the nitrate film conversion process by the end of the 1980's.

The equivalent of twenty-three (23) positions are requested in order to complete the nitrate film conversion process by the end of the 1980's. Because of its rapid deterioration and the highly explosive nature of nitrate film --as demonstrated in recent fires at the National Archives and Eastman House-- the Library has felt it is essential to accelerate the program of converting nitrate film to acetate base.

The nitrate duplication program has the mission of salvaging a treasury of social and political history. Begun in the late 1950's, relying at first on outside laboratories, the program entered a new and vigorous phase in 1970 with the establishment of our own duplicating laboratory. In the present decade, we have converted more than 30 million feet of nitrate to safety film, adding thousands of titles to our usable collection, international in scope, and representing every decade of film history.

The laboratory has become the main force in our nitrate program. In recent years, it has reached an output of 4-6 million feet per year. We intend to relocate the laboratory in 1980, and we hope to substantially increase production. We are resolved to complete our entire nitrate program during the coming decade. We have 70 million feet of nitrate film in our vaults awaiting conversion. With the establishment of three shifts we hope to be able to complete the conversion process of the Library's nitrate collection by the late 1980's.

LIBRARY OF CONGRESS
SALARIES AND EXPENSES

6. PRESERVATION OF LIBRARY MATERIALS

Justification of Increases

	FY 1980 No.	FY 1980 Amount	FY 1981 No.	FY 1981 Amount	Increase No.	Increase Amount
B. Non-personal services		$ 3,087,729		$ 3,953,909		+ $ 866,180
Current Level						+ $ 234,358

Preservation of Library Materials ..... + $ 234,358

Due to rising costs, an increase of $234,358 (7.6% overall increase) is requested to maintain the Library's preservation program at the current level of service.

Growing Workload ..... + $ 631,822

(1) Preservation of Deteriorating Motion Pictures and Other Photographic Materials ..... + $581,822

The Library of Congress has collected motion picture film for over 70 years. Until 1951 when all motion pictures were printed on cellulose acetate film, the vast majority of these materials were received on nitrocellulose film which is highly flammable and chemically unstable. For over a decade, the Library has been transferring nitrate film to safety base stock in an attempt to preserve this aspect of our historical and cultural heritage. The work must proceed at a faster pace, if we are to complete the job before losing substantial nitrate footage. In FY 1981, the Library seeks to double the annual amount of footage transferred to safety based stock which is now approximately 5,000,000 per year. With the relocation of the Library's Motion Picture Laboratory from the Library of Congress to Wright-Patterson Air Force Base in Ohio and the $581,822 requested, it should be possible to complete the nitrate transfer program by the late 1980's.

460

54-689 - 80 - 30

6. PRESERVATION OF LIBRARY MATERIALS

Justification of Increases

	FY 1980		FY 1981		Increase	
	No.	Amount	No.	Amount	No.	Amount

B. Non-personal services (continued)

Growing Workload (continued)

a. Laboratory Supplies ..... + $274,000

Several types of film stock are used in the laboratory. Price for this stock range from $30-$80 per 1,000 feet.

b. Equipment ..... + $177,000

These funds are requested to equip the Motion Picture Laboratory to be relocated at Wright-Patterson Air Force Base in Ohio.

c. Miscellaneous ..... + $130,822

These funds are requested for film development (which costs from $20-$21 per 1,000 feet), for housing materials, repair to equipment.

(2) Preservation of Federal Cylinder Project ..... + $50,000

First year funding is requested for the Federal Cylinder Project, expected to be completed in three years, which will transfer to tape and make available for distributing a unique collection of ethnic sound cylinders (primarily American Indian) held primarily by the Library of Congress. The $50,000 requested will not only allow the Library to preserve the cylinders, in the literal sense of copying them before they deteriorate, but will also make possible the eventual wide dissemination of those copies to distant scholars, American Indian tribal and cultural groups, and the public.1/

6. PRESERVATION OF LIBRARY MATERIALS

Justification of Increases

	FY 1980		FY 1981		Increase	
	No.	Amount	No.	Amount	No.	Amount

B. Non-personal services (continued)

Growing Workload (continued)

a. Regular Travel ..... + $3,750

To pay for consultants' travel to Library.

b. Offset Reproduction ..... + $ 750

For the reproduction of catalog cards and guides to the collection.

c. Professional and Consultant Services + $44,000

To support consultants (sociologists, anthropologists) having special expertise in Indian song and folklore.

d. Office Supplies ..... + $ 200

For miscellaneous office supplies.

e. Sound Reproduction ..... + 1,300

To pay for sound reproduction services and tapes.

6. PRESERVATION OF LIBRARY MATERIALS

Justification of Increases

	FY 1980		FY 1981		Increase	
	No.	Amount	No.	Amount	No.	Amount

B. Non-personal services (continued)

Growing Workload (continued)

1/. When Jesse Fewkes took Edison's new cylinder recording machine with him in 1890 to document songs and stories of the Passamaquoddy Indians in Maine, he inaugurated for the United States and the world the use of the phonograph to preserve cultural expression. From that date until the early 1930's, the only portable recording apparatus for the field documentation of folk music and folklore was the cylinder recording machine. Many of the early recordings made by scholars and other collectors have long since perished, through breakage, disintegration, mold, melting of the wax, or other reasons. Most of the Library's holdings--as well as the holdings of other Federal agencies--consist of field recordings of American Indian music and lore. While these collections have been used periodically by researchers, scholars, and various American Indian tribes as a source of information and documentation on folk cultural history, in recent years American Indian tribes have evidenced a rising tide of concern about maintaining cultural traditions and rediscovering their cultural history of yesteryear.

6. PRESERVATION OF LIBRARY MATERIALS

Additional Information

New positions requested

Indefinite (6 years: 1981-1986)

Motion Picture, Broadcasting, & Recorded Sound Division (night rate)

(3)	Equiv. GS-11	Timer @ $22,672	$ 68,016
(15)	Equiv. WG-8	Inspector/Printer @ $15,225	228,375
(1)	Equiv. WG-6	Laboratory Assistant	12,688
(4)	Equiv. GS-6	Vault Assistant @ $13,769	55,076
(23)		(rounded)	$ 364,000
		Personnel Benefits	36,000
(23)	indefinite positions		$ 400,000

6. PRESERVATION OF LIBRARY MATERIALS

Additional Information

	1980 Estimate	1981 Estimate	1981 Increases: Current Level	1981 Increases: Growing Workload	1981 Increases: Total
21A. Regular Travel	$ 13,897	$ 19,747	$ 2,100	$ 3,750	$ 5,850
21B. Attendance at Meetings	1,650	1,900	250	----	250
22A. Transportation of Things	14,050	15,350	1,300	----	1,300
23E. Rental of Equipment	1,050	1,050	----	----	----
23F. Rental of Space	5,600	5,600	----	----	----
24B. Preserv Supplies in lieu of Binding	43,000	57,300	4,300	10,000	14,300
24C. Commercial Binding	1,013,400	1,064,070	50,670	----	50,670
24L. Offset Reproductions	----	750	----	750	750
25A. Other Services, Misc.	193,635	284,200	18,943	71,622	90,565
25D. Services of Other Agencies	2,100	2,100	----	----	----
25E. Tuition and Training	3,150	3,600	450	----	450
25F. Professional & Consultant Services	4,200	48,200	----	44,000	44,000
25G. Repairs to Machines	500	30,500	----	30,000	30,000
26A. Office Supplies	----	200	----	200	200
26G. Laboratory Supplies	263,672	564,031	26,359	274,000	300,359
26K. Restoration Supplies	59,850	65,835	5,985	----	5,985
26L. Binding Supplies	15,000	15,000	----	----	----
26M. Preservation Microfilm Supplies	7,000	7,000	----	----	----

LIBRARY OF CONGRESS
SALARIES AND EXPENSES

6. PRESERVATION OF LIBRARY MATERIALS

Additional Information

	1980 Estimate	1981 Estimate	1981 Increases: Current Level	1981 Increases: Growing Workload	1981 Increases: Total
31. Books and Library Materials	$ 3,150	$ 3,465	$ 315	$ ----	$ 315
31C. Microfilm Subscriptions (Cont.)	126,000	138,600	12,600	----	12,600
31E. Sound Reproductions	----	1,300	----	1,300	1,300
31H. Equipment	13,500	190,500	----	177,000	177,000
31H-1 Equipment - Restoration	33,250	36,250	3,000	----	3,000
31H-2 Equipment - Research	20,900	23,129	2,229	----	2,229
31M-1 MIDEMA - Serials (Asian)	12,000	13,000	1,000	----	1,000
31M-2 MIDEMA - Serials (Serial)	288,000	316,800	28,800	----	28,800
31M-3 MIDEMA - Serials (Law)	27,500	30,250	2,750	----	2,750
31M-4 MIDEMA - Music	54,200	54,200	----	----	----
31M-5 MIDEMA - Manuscripts	46,000	50,600	4,600	----	4,600
31M-6 MIDEMA - Maps	9,500	10,450	950	----	950
31M-7 MIDEMA - Prints & Photographs	9,400	10,340	940	----	940
31M-8 MIDEMA - Rare Books	9,100	9,100	----	----	----
31M-9 MIDEMA - Serials (African)	10,000	10,000	----	----	----
31N. MIDEMA - Flat Film	22,500	43,950	2,250	19,200	21,450
31P. MIDEMA - Books	466,100	512,710	46,610	----	46,610
31Q. MIDEMA - Recordings	111,000	122,100	11,100	----	11,100
31R. MIDEMA - Motion Pictures	10,000	11,000	1,000	----	1,000
31S. MIDEMA - Serials (Non-Cont.)	172,300	178,000	5,700	----	5,700
31T. Subscriptions not for LC collect	1,575	1,732	157	----	157
Total, Preservation	$3,087,729	$3,953,909	$234,358	$631,822	$ 866,180

LIBRARY OF CONGRESS
SALARIES AND EXPENSES

7. AUTOMATED SYSTEMS SUPPORT

Summary

	FY 1980		FY 1981		Increase	
	No.	Amount	No.	Amount	No.	Amount
A. Positions	184	$ 5,468,604	190	$ 5,631,644	+ 6	+$ 163,040
Temporary positions	(4)	61,081	(4)	61,081		----
B. Non-personal Services (current level)		10,583,568		10,568,668		- 14,900
Automated Systems Support - Total	184	$16,113,253	190	$16,261,393	+ 6	+$ 148,140

Current level ..... -$ 14,900
Growing workload +6 + 163,040

7. AUTOMATED SYSTEMS SUPPORT

General Statement

The Automated Systems Office, Office of the Associate Librarian for Management is responsible for providing central computer support to all the missions of the Library. This support comprises systems analysis, programming, and operation of central computers with associated minicomputers and communication services. Computer support is deeply embedded in the programs of the Copyright Office, the Congressional Research Service, and almost every element in the Research and Processing Services. The computer, thus, is essential to succcessful and timely service to users of Library facilities and information resources. The Library's main computers provide service to computer terminals in all of the Library's locations in the Washington Metropolitan area, and to many located in the Capitol Building and the House and Senate Office Buildings thereby making computer-aided information service directly available in all those locations.

Goals for fiscal 1981 are centered on continued improvement of computer reliability and response time, and of equipment efficiency, upon keeping pace with development of computer applications required to support all Library activities, with special emphasis on increasing support to the Congressional Research Service.

Additional funds for non-personal services are not requested in fiscal 1981. Because of effective competitive procurements and improvements in utilization efficiency made in fiscal years 1979 and 1980, it is not necessary to request added equipment rental funds to increase computer capacity, disc storage or number of computer terminals. Upgrading of the computer configuration in the Library's central computer utilization patterns has also resulted in small economies in other expenses, such as computer supplies and software, which will enable the central computer activity to operate at basically the same level for non-personal services as in fiscal 1980.

Additional personnel are required in fiscal 1981 which total $163,040. This amount provides for six new positions to increase support to the Congressional Research Service. Combined with a decrease of $14,900 in non-personal services, the total increase requested for central computer support is $148,140.

7. AUTOMATED SYSTEMS SUPPORT

Justification of Increases

	FY 1980		FY 1981		Increase	
	No.	Amount	No.	Amount	No.	Amount
A. Positions	184	$5,468,604	190	$5,631,644	+6	+ $ 163,040
Automated Systems Office, Office of the Associate Librarian for Management					+6	+ $ 163,040
B. Non-personal services		$10,583,568		$10,568,668		- $ 14,900
Current Level						- $ 14,900

Six GS-12 Computer Programmer/Analyst positions are requested to accelerate development of computer applications of value to the Congressional Research Service. (CRS)

1. Decrease ..... - $25,000

Transportation of Things ..... - $25,000

During fiscal 1980 a one-time expenditure of $25,000 was required to transport computer equipment by professional freight companies into the James Madison Memorial Building. This work will have been completed in FY 1981 resulting in a reduction of $25,000.

2. Increases ..... + $10,100

a. Travel ..... + $ 4,450

During fiscal year 1979, the Library experienced air fare increases plus a government-wide increase in per diem due to the addition of 69 new cities by GSA to its list of high cost cities. These increases were somewhat offset by requiring Library travelers to use Metroliner trains to New York City rather than higher cost air travel. This has resulted in a net increase for all travel in fiscal 1979 of approximately 15 percent. Therefore, based on these actual costs, we are requesting current level increases in 1981 of $3,000 for regular travel and $1,450 for attendance at meetings travel.

7. AUTOMATED SYSTEMS SUPPORT

Justification of Increases

	FY 1980		FY 1981		Increase	
	No.	Amount	No.	Amount	No.	Amount

B. Non-personal services (continued)

Current Level (continued)

b. Printing ..... + $1,500

The Government Printing Office issued Circular Letter No. 161, April 27, 1979, in which they forcast an 8 percent increase in the cost of printing for fiscal year 1981 over the cost for fiscal year 1980. A current level request of $1,500 is therefore based on that GPO forecast.

c. Tuition and Training ..... + $4,150

A Library analysis of tuition fees charged by local colleges and universities and by the Office of Personnel Management indicates an increase of approximately 13 percent from the 1977/1978 school year to the 1978/1979 school year. Based on that analysis, an amount of $4,150 is requested to maintain the current level of training.

7. AUTOMATED SYSTEMS SUPPORT

Additional Information

The fiscal 1981 objective to accelerate computer support service for the Congressional Research Service (CRS) and to keep pace with CRS plans necessitates an increase of six computer programmer/analyst positions in the staff of the Automated Systems Office. The work to be performed by these staff members will to some degree support several missions of the Library but primarily those CRS-related activities requiring on-line access to a data management system, contractor support to improve Selective Dissemination of Information services, statistics and modelling, maintenance and improved capabilities for the information retrieval (SCORPIO) system, and general data base improvements. Examples of areas of importance for greater attention include:

(1) DATA MANAGEMENT SYSTEM

CRS is in need of a total management information system to process the more than 300,000 congressional requests received each year. At present, the input module of this system--Inquiry Status Information System--has been in operation since April, 1978. It is operated on a Data General minicomputer supporting 24 data capture stations located in the CRS Inquiry Section. After the move to the Madison Building, it is expected that the terminal network will be expanded to include CRS subject divisions and other locations. The continually developing management system is expected to include periodic and ad hoc managerial reports and statistical information; an on-line base containing statistics on the use of CRS by Congressional clients; a directory of 500-1000 subjects of interest to Congress with the names of researchers having expertise in that subject field; and, Issue Brief statistics to provide management information relating to the distribution of these popular technical papers.

(2) EVALUATION AND PROCUREMENT OF COMPUTER SOFTWARE PACKAGES

To complement the major software packages available in the Library's Computer Service Center there is a continued need for evaluation of software facilities in the market place which are appropriate to CRS needs in the areas of data management, statistics and modelling, data capture on-line, publications, graphics, and computer-assisted-instruction.

7. AUTOMATED SYSTEMS SUPPORT

Additional Information

(3) CONTRACTOR SUPPORT

Contractor support by computer/analyst staff is needed to supplement existing CRS facilities to meet internal or congressional deadlines. Major areas of concern are: the testing and application of software packages, data capture improved data entry for CRS on-line files, key punch power required for the processing of questionnaires; and, special projects such as analyzing the feasibility of expanding the CRS SDI service, the development of a CRS management data system, and improved information distribution capability.

(4) STATISTICS AND MODELLING SUPPORT

The Economics and Education and Public Welfare (EPW) Divisions of CRS already make extensive use of statistical and modelling facilities. Well-known are the Economics Divisions's use of the Data Resources Incorporated, Chase Manhattan, and Wharton models, and EPW's use of an educational model, developed by a contractor, operational on the Library's main computer system. There is a major untapped need for similar facilities in other CRS divisions. There is a trend for the CRS researcher to be familiar with the use of intelligent terminals and microprocessor-based facilities as well as with the more sophisticated tools such as The Statistical Package for the Social Sciences (SPSS) computer package. There is also a need for researchers to be able to process large files on an interactive or rapid turnaround basis.

(5) EQUIPMENT

The CRS network of approximately 200 devices is used primarily for data input; bibliographic, textual, or management data retrieval; data manipulation; and training and briefing. Support is needed to install the cathode ray tubes, hardcopy terminals, special purpose (e.g., graphics and communicating work processing) devices, and such support equipment as acoustic couplers and control units. There is also an increasing unfilled need for specific task-oriented devices such as a more effective video projection capability. Related needs include electrical power, space, supplies, tables and work stations, and noise shields.

7. AUTOMATED SYSTEMS SUPPORT

Additional Information

(6) SCORPIO MAINTENANCE AND ENHANCEMENT

SCORPIO, the Library's information retrieval system, contains a dozen discrete data files accessed by over five hundred terminals located in CRS and throughout Member and committee offices in the House, Senate, and other legislative agencies. User needs directed to SCORPIO are usually aimed at either: making improvements to the SCORPIO language itself (e.g., change an existing command, change the display on a video screen); or adding new data files to the SCORPIO system. Over the past four years there has remained a considerable backlog of requirements from the Senate, the House, and CRS for upgrading the SCORPIO software and for adding new information files.

(7) DATA BASE IMPROVEMENTS

CRS is responsible for the input and maintenance of four major bibliographic and textual data bases, all of which are available in SCORPIO: Bill Digest, Major Issues System, Bibliographic Citations and Legislative Index Vocabulary and Congressional Record file, supplied by Capitol Services, Inc. Since these are large files, updated daily, and used by hundreds of customers either on-line or in printed form, there is a continuing need not only to maintain the files but also to add new features.

(8) PRINTED PRODUCTS

In spite of a heavy CRS commitment to automation, there remains a great need for printed products, many of which can be generated from computer data files. The variety of products might be described as follows: printed products from SCORPIO data bases (e.g., the printed Bill Digest, the bibliographic SDI service, the printed issue briefs, the Major Legislation of Congress); SCORPIO print facilities such as the PRINT command; printed products from special facilities such as Computer Output Microfilm (COM), videocomp, etc.; and special printed products such as the CRS multilith catalog.

LIBRARY OF CONGRESS
SALARIES AND EXPENSES

7. AUTOMATED SYSTEMS SUPPORT

Additional Information

New positions requested

Automated Systems Office

6 GS-12 Programmer/Analyst @ $24,703	$ 148,218
Personnel Benefits	14,822
6 positions	$ 163,040

7. AUTOMATED SYSTEMS SUPPORT

Additional Information

	1980 Estimate	1981 Estimate	1981 Increases: Current Level	1981 Increases: Growing Workload	1981 Increases: Total
21A. Regular Travel	$ 20,000	$ 23,000	$ 3,000	$ ----	$ 3,000
21B. Attendance at Meetings	9,650	11,100	1,450	----	1,450
21C. Local Travel	205	205	----	----	----
22A. Transportation of Things	65,000	40,000	-25,000	----	-25,000
23B-2 Local Telephone - Data Commun	593,509	593,509	----	----	----
23C-2 Long Dist Tel - Data Commun	4,500	4,500	----	----	----
23E. Rental of Equipment	4,000	4,000	----	----	----
23E-1 Rental of Equipment - On Line	9,222,131	9,222,131	----	----	----
23E-2 Rental of Equipment - Off Line	179,671	179,671	----	----	----
24E. Printing, Publications	6,112	6,612	500	----	500
24F. Printing, Forms	12,000	13,000	1,000	----	1,000
25A. Other Services, Misc.	26,000	26,000	----	----	----
25D. Services of Other Agencies	12,000	12,000	----	----	----
25E. Tuition and Training	31,750	35,900	4,150	----	4,150
25R. Automation Study	135,000	135,000	----	----	----
26E. Pamphlets and Documents	18,440	18,440	----	----	----
26N. Computer Software	55,800	55,800	----	----	----
26Q. Automation Supplies	149,800	149,800	----	----	----
31H. Equipment (Automation)	30,000	30,000	----	----	----
31T. Subscriptions not for LC Collec	8,000	8,000	----	----	----
Total, Automation	$10,583,568	$10,568,668	$-14,900	$ ----	$ -14,900

LIBRARY OF CONGRESS
SALARIES AND EXPENSES

8. CENTRAL SUPPORT SERVICES

Summary

	FY 1980 No.	FY 1980 Amount	FY 1981 No.	FY 1981 Amount	Increase No.	Increase Amount
A. Associate Librarian for National Programs						
(1) Positions	58	$ 1,629,802	69	$ 1,796,387	+11	+$ 166,585
(2) Non-personal services ...		600,070		692,780		+ 92,710
	58	$ 2,229,872	69	$ 2,489,167	+11	+$ 259,295
B. Associate Librarian for Management						
(1) Positions	707	$12,398,136	736	$12,849,530	+29	+$ 451,394
(2) Non-personal services ...		2,457,407		2,608,132		+ 150,725
	707	$14,855,543	736	$15,457,662	+29	+$ 602,119
C. Office of The Librarian						
(1) Positions	58	$ 2,095,460	64	$ 2,229,844	+ 6	+$ 134,384
(2) Non-personal services ...		7,011,020		4,232,950		- 2,778,070
	58	$ 9,106,480	64	$ 6,462,794	+ 6	-$2,643,686
Central Support Services - Total .	823	$26,191,895	869	$24,409,623	+46	-$1,782,272

Current level ..... -$2,800,145
Growing workload +46 + 1,017,873

476

8. CENTRAL SUPPORT SERVICES

Summary

	FY 1980		FY 1981		Increase	
	No.	Amount	No.	Amount	No.	Amount
A. Associate Librarian for National Programs						
(1) Positions	58	$ 1,629,802	69	$ 1,796,387	+11	+$ 166,585
(2) Non-personal services:						
Current level		$ 600,070		$ 653,880		+$ 53,810
Growing workload				38,900		+ 38,900
		600,070		692,780		+ 92,710
AL/NP - Total	58	$ 2,229,872	69	$ 2,489,167	+11	+$ 259,295

Current level ..... + $ 53,810
Growing workload +11 + 205,485

8. CENTRAL SUPPORT SERVICES

A. ASSOCIATE LIBRARIAN FOR NATIONAL PROGRAMS

General Statement

The Library of Congress has vast collections, resources, and commitments, all international in scope. In addition to our primary responsibility to serve Congress, as the National Library of the United States we serve the library and scholarly communities, the artistic-creative sector of the nation, and, as appropriate, the general public, administering a number of continually expanding national programs and becoming ever more centrally concerned in international library and scholarly activities. In June 1978, as a result of the reorganization plan, nine units of the Library were transferred to the Office of the Associate Librarian for National Programs. These units are: the Publishing, Information, and Exhibits Offices, the National Library Service for the Blind and Physically Handicapped, Network Development Office, Children's Literature Center, American Folklife Center, the Federal Library Committee, and the Educational Liaison Office which is responsible for arranging for Library activities for foreign visitors, librarians, and other distinguished visitors to the Library and for coordinating Library-wide special events. Direct program funding for the National Library Service for the Blind and Physically Handicapped, the American Folklife Center, and the Federal Library Committee is provided by separate accounts and appropriations. Expenses of the remaining six organizations are funded by this budget activity.

Through these national programs, the vast resources of the Library of Congress, developed over many years and at great expenses, are shared with other libraries, education institutions, government agencies, and the people of the United States.

Management objectives represented in this fiscal 1981 budget request include: (a) development of a coherent current and future exhibits program in the three Library buildings, with a total exhibit space of 47,033 square feet, of which 14,000 square feet is in the James Madison Memorial Building. The total exhibit space in the three buildings is greater than the combined exhibit areas in the National Collection of Fine Arts and the National Portrait Gallery; (b) the ability to better meet the needs of the increasing number of visiting scholars and distinguished guests to the Library; (c) secretarial support (where none exists) in the Information Office; (d) the ability to offer tours to visitors drawn to the Library by the opening of the James Madison Memorial Building; and (e) expansion of the Network Development Office staff to further develop the national network program, assuming its Congressional approval.

To achieve these objectives in fiscal 1981 a sum of $259,295 is required -- $166,585 for eleven additional positions and $92,710 for non-personal services.

8. CENTRAL SUPPORT SERVICES

A. ASSOCIATE LIBRARIAN FOR NATIONAL PROGRAMS

Justification of Increases

	FY 1980		FY 1981		Increase	
	No.	Amount	No.	Amount	No.	Amount
(1) Positions	58	$ 1,629,802	69	$ 1,796,387	+11	+ $ 166,585
a. Exhibits Office					+ 3	+ $ 49,374

One GS-9 Exhibit Specialist (Silkscreen) and two GS-7 Exhibit Specialists (Fabrication) are required to give the Exhibits Office greater professional in-house capability to produce many of the elements of the complex exhibits we present; such capability results in increased flexibility and control in meeting exhibition deadlines and lower costs of exhibition production.

b. Educational Liaison Office					+ 1	+ $ 16,965

One GS-8 Staff Assistant is urgently needed in the Office of the Associate Librarian for National Programs to assist with the many diverse activities for which that Office is responsible. The Staff Assistant will help the Educational Liaison Officer arrange programs for and greet the many professional and international visitors referred to the Library by Congressional offices, Executive Branch agencies, embassies, academic institutions, and others. The number of official visitors is now more than 3,000 per year, and increasing, especially as the devaluated dollar makes travel to this country from abroad more advantageous and as the program for visitors are improved by experience. One person can no longer receive these visitors and arrange their individually-tailored programs in the Library.

8. CENTRAL SUPPORT SERVICES

A. ASSOCIATE LIBRARIAN FOR NATIONAL PROGRAMS

Justification of Increases

	FY 1980		FY 1981		Increase	
	No.	Amount	No.	Amount	No.	Amount
(1) Positions (continued)						
c. Information Office					+ 5	+ $ 70,454

The Information Office has no secretary or typist position. The staff is supported by a single Information Clerk/Receptionist Specialist. As the title indicates, the incumbent is at the front desk of an office open to the public, receiving as many as 50 visitors and 80 telephone information requests daily. Without secretarial help, members of the professional staff must do their own typing of press releases, correspondence, and printer's copy. The addition of a GS-7 Secretary will greatly increase the efficiency and productivity of the professional staff.

Four GS-6 Tour Leaders are requested to provide service in the new James Madison Memorial Library Building. It is anticipated that the Building, its exhibit halls, and services will generate requests for tours from international visitors, librarians, college and school groups, and Congressional constituents as well as special tours arranged for groups.

d. Network Development Office					+ 2	+ $ 29,792

A GS-9 Network Systems Research Assistant is needed to help senior staff conduct studies related to Network Development Office efforts, to assist in the preparation of reports and proposals, and to perform tasks of limited duration related to other projects conducted in the Office. The Research Assistant will also assist in maintaining a clearinghouse for library networking information, developing or monitoring networking standards and protocols, and assessing Federal and State legislation that impacts the national library bibliographic network. The Office has had to rely on temporary help for several of these activities in the past, involving time-consuming orientations. Continuity is virtually impossible under such conditions.

A GS-4 Clerk-Typist is needed to keep current the large amount of typing, filing, and records required by the professional staff. The present professional staff has already generated more work than the existing clerical staff can handle.

8. CENTRAL SUPPORT SERVICES

A. ASSOCIATE LIBRARIAN FOR NATIONAL PROGRAMS

Justification of Increases

	FY 1980		FY 1981		Increase	
	No.	Amount	No.	Amount	No.	Amount
(2) Non-personal services		$ 600,070		$ 692,780		+ $ 92,710
Current level						+ $ 53,810

a. Travel and transportation ..... + $ 2,100

During fiscal 1979, the Library experienced air fare increases plus a government-wide increase in per diem due to the addition of 69 new cities by GSA to its list of high cost cities. These increases were somewhat offset by requiring Library travelers to use Metroliner trains to New York City rather than higher cost air travel. This has resulted in a net increase for all travel in fiscal 1979 of approximately 15 percent. Therefore, based on these actual costs, current level increases in 1981 of $1,400 for regular travel and $700 for attendance at meetings are requested.

b. Printing and reproduction ..... + $ 32,210

The Government Printing Office issued Circular Letter No. 161, April 27, 1979, in which they forecast an 8 percent increase in the cost of printing for fiscal 1981 over the costs for fiscal 1980. A current level request of $30,080 is therefore based on that GPO forecast.

The Photoduplication Service has forecast a 10 percent increase in its rates due to increases experienced in the cost of labor and material. An increase of $2,130 is therefore requested to provide for current level costs of photoduplication work.

8. CENTRAL SUPPORT SERVICES

A. ASSOCIATE LIBRARIAN FOR NATIONAL PROGRAMS

Justification of Increases

	FY 1980		FY 1981		Increase	
	No.	Amount	No.	Amount	No.	Amount

(2) Non-personal services (continued)

c. Other services ..... + $ 15,000

An increase of $14,500 is requested to maintain the exhibits program at the new Performing Atrs Library at the Kennedy Center for the Performing Arts. Since its opening in 1979, funds to produce two exhibits there were reprogramed from other areas of the Library

A Library analysis of tuition fees charged by local colleges and universities and by the Office of Personnel Management indicates an increase of approximately 13 percent from the 1977/1978 school year to the 1978/1979 school year. Based on that analysis, an amount of $500 is requested to maintain the current level of training.

d. Exhibit supplies ..... + $ 4,500

The Library has experienced an increase in the cost of supplies and materials of approximately 8.8 percent in 1979. A current level increase of $4,500 is therefore requested to offset these inflationary costs.

8. CENTRAL SUPPORT SERVICES

A. ASSOCIATE LIBRARIAN FOR NATIONAL PROGRAMS

Justification of Increases

	FY 1980		FY 1981		Increase	
	No.	Amount	No.	Amount	No.	Amount

(2) Non-personal services (continued)

Growing workload ..... + $ 38,900

a. Travel and transportation ..... + $ 9,400

$4,300 is requested for regular travel for the Information and Network Development Offices. $1,200 of this amount will permit the Library to present information about its services and activities at the Midwinter and Annual Conferences of the American Library Association. $2,500 will enable the professional staff of the Network Development Office (NDO) to fulfill its liaison functions on site with developing network systems of state, regional and international networks. The amount requested will fund four on-location investigations (for an average of three days) in the continental United States. Funding will be requested from outside sources to supplement appropriated funds in meeting the NDO function.

$600 is requested for associated travel for training of staff of the Children's Literature Center. Its participation in seminars is essential for future program development and interpretation of work of the Center.

An additional sum of $3,100 will provide funds for the Network Development Office staff to attend computer and library professional meetings to gather information and to keep the library and information communities informed of the Office's activities.

8. CENTRAL SUPPORT SERVICES

A. ASSOCIATE LIBRARIAN FOR NATIONAL PROGRAMS

Justification of Increases

	FY 1980		FY 1981		Increase	
	No.	Amount	No.	Amount	No.	Amount

(2) Non-personal services (continued)

a. Travel and transportation (continued)

The Library's collections, large and diverse, are not always sufficient for an exhibit. For example, in planning a retrospective exhibition of an artist's work, the Library may have early materials but not the works revealing the artist's creative efforts in later life. We must be able to borrow needed materials from other institutions. When we borrow we are required to pay transportation costs. This procedure is basic to any and all exhibit programs. $2,000 is requested to fund shipping costs of items borrowed from other collections to augment Library of Congress exhibits.

b. Rental of equipment ..... + $ 1,000

$1,000 is requested for rental of audio-visual equipment for the exhibits program. It is sometimes more practical to rent equipment needed on a short term basis than to request funding to purchase equipment which may be used only once or at least infrequently.

c. Printing and reproduction ..... + $ 3,000

$3,000 is requested to produce exhibit quality prints for the exhibition program. For preservation and other reasons it is not always possible to exhibit original materials. In such instances photocopies are substituted.

d. Exhibit supplies ..... + $ 25,500

$23,500 is requested for supplies as general support for major exhibitions in the James Madison Memorial Building.

$2,000 is requested for supplies as general support for divisional exhibits in the James Madison Memorial Building.

8. CENTRAL SUPPORT SERVICES

A. ASSOCIATE LIBRARIAN FOR NATIONAL PROGRAMS

Additional Information

New positions requested

Educational Liaison Office

1	GS-8	Staff Assistant	$ 15,423

Information Office

1	GS-7	Secretary	$ 13,925
4	GS-6	Tour Leader @ $12,531	50,124
5			$ 64,049

Exhibits Office

1	GS-9	Exhibits Specialist (Silk Screen)	$ 17,035
2	GS-7	Exhibits Specialist (Fabrication) @ $13,925	27,850
3			$ 44,885

Network Development Office

1	GS-9	Network Systems Research Analyst	$ 17,035
1	GS-4	Clerk-Typist	10,049
2			$ 27,084

		$ 151,441
	Personnel Benefits	15,144
11	positions	$ 166,585

8. CENTRAL SUPPORT SERVICES

A. ASSOCIATE LIBRARIAN FOR NATIONAL PROGRAMS

Additional Information

	1980 Estimate	1981 Estimate	1981 Increases: Current Level	1981 Increases: Growing Workload	1981 Increases: Total
21A. Regular Travel	$ 9,300	$ 15,000	$ 1,400	$ 4,300	$ 5,700
21B. Attendance at Meetings	5,000	8,800	700	3,100	3,800
21C. Local Travel	370	370	----	----	----
22A. Transportation of Things	8,000	10,000	----	2,000	2,000
23C. Long Distance Telephone	6,700	6,700	----	----	----
23E. Rental of Equipment	3,500	4,500	----	1,000	1,000
24E. Printing, Publications	371,150	400,850	29,700	----	29,700
24F. Printing, Forms	4,750	5,130	380	----	380
24M. Photoduplication	21,300	26,430	2,130	3,000	5,130
25A. Other Services, Misc.	73,000	87,500	14,500	----	14,500
25E. Tuition and Training	4,000	4,500	500	----	500
25F. Professional & Consultant Services	17,000	17,000	----	----	----
25R. Automation Study	25,000	25,000	----	----	----
26S. Exhibit Supplies	51,000	81,000	4,500	25,500	30,000
Total, AL/NP	$ 600,070	$ 692,780	$ 53,810	$ 38,900	$ 92,710

LIBRARY OF CONGRESS
SALARIES AND EXPENSES

8. CENTRAL SUPPORT SERVICES

Summary

	FY 1980 No.	FY 1980 Amount	FY 1981 No.	FY 1981 Amount	Increase No.	Increase Amount
B. Associate Librarian for Management						
(1) Positions	707	$12,398,136	736	$12,849,530	+29	+$ 451,394
(2) Non-personal services:						
Current level		2,457,407		2,531,522		+$ 74,115
Growing workload				76,610		+ 76,610
		2,457,407		2,608,132		+ 150,725
ALM - Total	707	$14,855,543	736	$15,457,662	+29	+$ 602,119

Current level ..... + $ 74,115
Growing workload +29 + 528,004

8. CENTRAL SUPPORT SERVICES

B. ASSOCIATE LIBRARIAN FOR MANAGEMENT

General Statement

The Office of the Associate Librarian for Management provides administrative and support services to all organizational elements of the Library. Services provided include financial services (accounting, budgeting, and managerial-financial reporting); recruitment, placement, classification, training and use of personnel; maintenance of central records and promotion of efficient paperwork practices; administration of the Library's labor relations program; maintenance of Library buildings, leased space and related equipment and facilities; administration of programs of health, safety, fire prevention and physical protection of the Library, its staff, visitors, and property; purchasing and contracting services; procurement of personal property, furniture and equipment and non-personal services (including printing, duplicating, and publication services); development and implementation of the Library's automation program and provision of centralized data processing services; procurement and utilization of transportation and communication services; supply management; and management policy.

Although by law the Architect of the Capitol is responsible for the structural and mechanical maintenance of the Library buildings, the Engineer Force he has assigned to the Library is under the general supervision of the Office of the Associate Librarian for Management which maintains close coordination with his staff in planning and programming repairs, alterations, preservation, and improvement of Library buildings. The Office of the Associate Librarian for Management maintains similar relations with the General Services Administration with respect to rented buildings.

Management objectives for this office in fiscal 1981 are directed primarily to supporting the occupancy of the James Madison Memorial Library Building and to provide essential improvements in support activities.

Additional resources required in fiscal 1981 to accomplish these objectives total $602,119. This amount provides $451,394 for 29 new positions (26 special police positions in order to provide necessary protective services upon occupancy of the Madison Building and 3 Madison-related support positions) and $150,725 in non-personal support services.

8. CENTRAL SUPPORT SERVICES

B. ASSOCIATE LIBRARIAN FOR MANAGEMENT

Justification of Increases

	FY 1980		FY 1981		Increase	
	No.	Amount	No.	Amount	No.	Amount
(1) Positions	707	$12,398,136	736	$12,849,530	+29	+ $ 451,394
a. Department Office					+ 2	+ $ 33,726
b. Buildings Management Division					+26	+ $ 398,255

A GS-11 Fire Protection Specialist/Engineer is required to provide a staff assistant to the Safety Officer with responsibilities for coordinating and administering the implementation of the Library's fire prevention and protection programs. The development of a broad labor-management health and safety program has resulted in extensive work being done by the Labor-Management Health and Safety Committees which heavily involves the time of the Library's Safety Officer.

One GS-4 Clerk-Typist is needed to provide clerical support for the activities of the Safety Office. This office has no full time clerical help assigned to it at present.

Twenty-six GS-7 Special Police Private positions are needed to provide the James Madison Memorial Building with a fully staffed police organization required to (1) prevent or control property loss or damage by fire, storm, and theft, or resulting from action contrary to Federal law or to regulation prescribed by the Librarian, (2) protect persons from injury, and (3) prevent interference with business conducted on the premises. Specific protection requirements necessitating these additional positions are as follows:

8. CENTRAL SUPPORT SERVICES

B. ASSOCIATE LIBRARIAN FOR MANAGEMENT

Justification of Increases

	FY 1980		FY 1981		Increase	
	No.	Amount	No.	Amount	No.	Amount

(1) Positions (continued)

Entrance Control Requirements - (12 Privates) - An increase in building entrance coverage is necessary for efficient building operation and to allow for access to the collections by the Congress, the scholarly community, the staff, and the public at-large as well as to place the Library in compliance with OSHA regulations. These entrances are: the Main Entrance; the Southwest, Northwest, and Southeast Entrances; the Subbasement Entrance; and the tunnel to the Cannon House Office Building.

Patrolling Requirements - (13 Privates) - The establishment of building and grounds patrols are required to detect and control fires and assist in other protective and security activities.

Fixed Post Requirement - (1 Private) - An Investigator post is required to review, and follow up on any complaint or report concerning thefts, alarms, personal harassment, injuries, etc. The need exists to investigate incidents which may occur in other than standard hours of opening.

c. Central Services Division ..... + 1 + $ 19,413

A WG-10 Signmaker position is needed to maintain a new, uniform signage system throughout the Library. Categories of signage include door identification signs which are hallway or wall-mounted at doorways; name/title identification signs which are mounted on inner office wall space; special signs which take the form of wall-mounted placards; projecting signs which are two-sided and usually bracket-mounted above doorways; reading room user and instructional signs; and miscellaneous informational and directional signs located throughout the buildings and grounds.

8. CENTRAL SUPPORT SERVICES

B. ASSOCIATE LIBRARIAN FOR MANAGEMENT

Justification of Increases

	FY 1980 No.	FY 1980 Amount	FY 1981 No.	FY 1981 Amount	Increase No.	Increase Amount
(2) Non-personal services		$ 2,457,407		$ 2,608,132		+ $ 150,725
Decreases						- $ 192,100
a. Regular Travel		- $ 8,100				
b. Local Telephone		- 175,000				
c. Uniforms		- 9,000				

Increases

Current level ..... + $ 266,215

a. Travel ..... + $ 6,200

During fiscal 1979, the Library experienced air fare increases plus a government-wide increase in per diem due to the addition of 69 new cities by GSA to its list of high cost cities. These increases were somewhat offset by requiring Library travelers to use Metroliner trains to New York City rather than higher cost air travel. This has resulted in a net increase for all travel in fiscal 1979 of approximately 15 percent. Therefore, based on these actual costs, we are requesting current level increases in 1981 of $1,900 for regular travel and $500 for attendance at meetings travel. Included in the requested increase for regular travel is an amount of $3,800 needed to provide for the travel of Special Police from Washington, D. C., to Glynco, Georgia, to attend a five-weeks police training course at the Federal Law Enforcement Training Center.

8. CENTRAL SUPPORT SERVICES

B. ASSOCIATE LIBRARIAN FOR MANAGEMENT

Justification of Increases

	FY 1980		FY 1981		Increase	
	No.	Amount	No.	Amount	No.	Amount

(2) Non-personal services (continued)

b. Postage ..... + $ 129,945

An increase of $129,945 is requested to provide sufficient funds to maintain the fiscal 1979 level of postage expenditures as determined by the mail samplings taken during that year.

c. Long distance telephone ..... + $ 1,700

This increase in costs for ALM long distance telephone services is based on the average monthly costs during fiscal 1979 as follows:

Commercial ($192/month)	$ 2,304
FTS (LC $237,000) - ALM usage	
@ 5.9 percent	14,096
ALM fiscal 1981 usage	$16,400

d. Printing, forms ..... + $ 64,000

The Government Printing Office issued Circular Letter No. 161, April 27, 1979, in which they forecast an 8 percent increase in the cost of printing for fiscal 1981 over the costs for fiscal 1980. An increase of $14,120 is therefore based on that GPO forecast. An additional $49,880 is requested to provide funding for increases in printing volume experienced in the past two years for which no additional funding has been requested.

8. CENTRAL SUPPORT SERVICES

B. ASSOCIATE LIBRARIAN FOR MANAGEMENT

Justification of Increases

	FY 1980		FY 1981		Increase	
	No.	Amount	No.	Amount	No.	Amount

(2) Non-personal services (continued)

e. Photoduplication ..... + $ 30,000

The Photoduplication Service has forecast a 10 percent increase in its rates due to increases experienced in the cost of labor and material. An increase of $5,520 is therefore requested to provide for the price increase of photoduplication work. An additional $24,480 is requested to provide for increases in volume over the past two years for which no increases have been requested.

f. Health services ..... + $ 2,982

The Library has experienced increases in the costs of laboratory contracts and related services of approximately 13 percent in 1979. A current level increase of $2,982 is therefore requested to offset these inflationary costs.

g. Tuition and training ..... + $ 8,330

A Library analysis of tuition fees charged by local colleges and universities and by the Office of Personnel Management indicates an increase of approximately 13 percent from the 1977/1978 school year to the 1978/1979 school year. Based on that analysis, an amount of $2,210 is requested to maintain the current level of training. An additional $6,120 is requested to provide training for Special Police at the Federal Law Enforcement Training Center, Glynco, Georgia. This training requirement is based on the annual turnover rate of the Library's Special Police Force personnel (7-8 percent).

54-689 - 80 - 32

8. CENTRAL SUPPORT SERVICES

B. ASSOCIATE LIBRARIAN FOR MANAGEMENT

Justification of Increases

	FY 1980		FY 1981		Increase	
	No.	Amount	No.	Amount	No.	Amount

(2) Non-personal services (continued)

h. Office supplies ..... + $ 21,293

The Library experienced increases in the costs of supplies and materials of approximately 8.8 percent in 1979. A current level increase of $21,293 is therefore requested to offset these inflationary costs.

i. Medical supplies ..... + $ 1,765

The Library experienced increases in the costs of health supplies and materials of approximately 10 percent in 1979. A current level increase of $1,765 is therefore requested to offset these inflationary costs.

Growing workload ..... + $ 76,610

a. Local telephone ..... + $ 11,500

This increase is requested to provide telephone service for new positions.

b. Health services ..... + $ 9,010

An increase of $6,910 is requested to provide for laboratory and other contractual services related to periodic medical examinations for physically strenuous positions (every 1 to 3 years). Approximately 500 positions (Special Police, laborers, warehousemen, motor vehicle operators, etc.) are in this category. One third of this group will be due for medical exams in fiscal 1981. An additional $2,100 is requested as support for medical examinations for newly requested positions.

8. CENTRAL SUPPORT SERVICES

B. ASSOCIATE LIBRARIAN FOR MANAGEMENT

Justification of Increases

	FY 1980		FY 1981		Increase	
	No.	Amount	No.	Amount	No.	Amount

(2) Non-personal services (continued)

c. Repairs to machines ..... + $ 40,000

The increase requested is to provide for maintenance and repair contracts for equipment purchased for use in the James Madison Memorial Building by the Motion Picture, Broadcasting and Recorded Sound Division. Expiration of warranties on this highly sophisticated and technical equipment will require some maintenance and repair arrangement.

d. Office supplies ..... + $ 14,800

An increase of $5,000 is requested to provide for the purchase of necessary materials required to make an estimated 4,500 signs. An additional $9,800 is requested to provide office supplies for newly requested positions.

e. Medical supplies ..... + $ 1,300

The amount requested is to provide for an anticipated increase in the number of health care cases handled by the Library's health services facilities.

8. CENTRAL SUPPORT SERVICES

B. ASSOCIATE LIBRARIAN FOR MANAGEMENT

Additional Information

New positions requested

Department Office (Safety Office)

1	GS-11 Fire Protection Specialist/Engineer	$ 20,611
1	GS-4 Clerk-Typist	10,049
2		$ 30,660

Buildings Management Division

26	GS-7 Special Policemen (Private) @ $13,925	$362,050

Central Services Division

1	WG-10 Signmaker	$ 17,648
		$410,358
	Personnel Benefits	41,036
29	positions	$451,394

LIBRARY OF CONGRESS
SALARIES AND EXPENSES

8. CENTRAL SUPPORT SERVICES

B. ASSOCIATE LIBRARIAN FOR MANAGEMENT

Additional Information

	1980 Estimate	1981 Estimate	1981 Increases Current Level	1981 Increases Growing Workload	1981 Increases Total
21A. Regular Travel	$ 21,000	$ 18,600	$ -2,400	$ ----	$ -2,400
21B Attendance at Meetings	3,600	4,100	500	----	500
21C. Local Travel	1,388	1,388	----	----	----
22A. Transportation of Things	9,000	9,000	----	----	----
22B. Transportation of Household Effects	16,500	16,500	----	----	----
23A. Postage	520,055	650,000	129,945	----	129,945
23B. Local Telephone	552,440	388,940	-175,000	11,500	-163,500
23C. Long Distance Telephone	14,700	16,400	1,700	----	1,700
23D. Teletype, etc.	7,700	7,700	----	----	----
23E. Rental of Equipment	110,270	110,270	----	----	----
24F. Printing, Forms	176,500	240,500	64,000	----	64,000
24M. Photoduplication	55,200	85,200	30,000	----	30,000
25A. Other Services, Misc.	59,100	59,100	----	----	----
25C. Health Services	22,453	34,445	2,982	9,010	11,992
25D. Services of Other Agencies	6,020	6,020	----	----	----
25E. Tuition and Training	17,000	25,330	8,330	----	8,330
25F. Professional & Consultant Services	215	215	----	----	----
25G. Repairs to Machines	122,250	162,250	----	40,000	40,000
25G-1 Repairs - Type, Calc, etc.	150,000	150,000	----	----	----
25K. Grievance & Arbitration Services	65,000	65,000	----	----	----
25S. Cleaning and Laundering	46,900	46,900	----	----	----

8. CENTRAL SUPPORT SERVICES

B. ASSOCIATE LIBRARIAN FOR MANAGEMENT

Additional Information

	1980 Estimate	1981 Estimate	1981 Increases Current Level	1981 Increases Growing Workload	1981 Increases Total
26A. Office Supplies	$ 241,951	$ 278,044	$ 21,293	$ 14,800	$ 36,093
26B. Housekeeping Supplies	169,430	169,430	----	----	----
26C. Automotive Supplies	6,500	6,500	----	----	----
26D. Uniforms	44,000	35,000	-9,000	----	-9,000
26H. Medical Supplies	17,235	20,300	1,765	1,300	3,065
42A. Indemnities	1,000	1,000	----	----	----
Total, ALM	$2,457,407	$2,608,132	$ 74,115	$ 76,610	$ 150,725

LIBRARY OF CONGRESS
SALARIES AND EXPENSES

8. CENTRAL SUPPORT SERVICES

Summary

	FY 1980 No.	FY 1980 Amount	FY 1981 No.	FY 1981 Amount	Increase No.	Increase Amount
C. Office of The Librarian						
(1) Positions	58	$ 2,095,460	64	$ 2,229,844	+ 6	+$ 134,384
(2) Non-personal services:						
Current level		$ 7,011,020		$ 4,082,950		-$2,928,070
Growing workload				150,000		+ 150,000
		7,011,020		4,232,950		- 2,778,070
Librarian - Total	58	$ 9,106,480	64	$ 6,462,794	+ 6	-$2,643,686

Current level ..... -$2,928,070
Growing workload + 6 + 284,384

8. CENTRAL SUPPORT SERVICES

C. OFFICE OF THE LIBRARIAN

General Statement

The Office of The Librarian is responsible for the over-all administration of the Library's programs, including service to Congress, the national library community, scholars, and the general public. Within the Office of The Librarian are offices responsible for equal employment opportunity and affirmative action programs, internal audit functions, liaison with the Congress, space planning, collection development, and the planning and development of new programs, projects, and organizations.

Objectives for fiscal 1981 include the strengthening of the staff responsible for equal employment opportunity and internal audit functions and the development of valid employment selection procedures.

To accomplish these objectives four equal employment specialist positions, two auditor positions costing $134,384 and $150,000 for professional and consultant services to begin validation of employment selection procedures are needed.

There is a total net reduction of $2,643,686 for this activity because of a reduction in rental of space off Capitol Hill due to the occupancy of the Madison Building in 1980 and the non-recurring cost of the move-in.

8. CENTRAL SUPPORT SERVICES

C. OFFICE OF THE LIBRARIAN

Justification of Increases

	FY 1980		FY 1981		Increase	
	No.	Amount	No.	Amount	No.	Amount
(1) Positions	58	$ 2,095,460	64	$ 2,229,844	+ 6	+ $ 134,384
a. Internal Audit Office					+ 2	+ $ 34,056

There is a particular need for two additional auditor positions at the GS-7 and GS-9 levels, to assist the senior audit staff in the performance of their duties. This support would free the senior audit staff from much detail work and permit them to concentrate on more important functions, especially in program evaluation, field audits, contracting operations, and automatic data processing. The growth of automatic data processing and computer operations and activities during the last few years has increased the need for more extensive and independent auditing, including computer security, efficiency of the Computer Center, and ADP management.

b. Equal Employment Opportunity and Compliance Office					+ 4	+ $ 100,328

A GS-13 Equal Opportunity Officer and three GS-11 Counselor-Investigators are urgently needed to resolve the increasing number of complaints before they become hearings or court cases. In 1978 there were 154 investigations of complaints and in 1979 there were 165. These positions replace the present part-time help of three Equal Opportunity Officers and eight Counselor-Investigators. The support of full-time personnel will provide maximum effectiveness in settling more complex matters through mediation and will help enable the Library to meet the six month statutory deadline of the EEO Act of 1972.

8. CENTRAL SUPPORT SERVICES

C. OFFICE OF THE LIBRARIAN

Justification of Increases

	FY 1980		FY 1981		Increase	
	No.	Amount	No.	Amount	No.	Amount
(2) Non-personal services		$ 7,011,020		$ 4,232,950		- $2,778,070
Decrease						- $2,950,000

a. Rental of space ..... - $2,200,000

b. Moving costs ..... - $ 750,000

The sum of $750,000 was a non-recurring item in the fiscal 1980 budget for costs associated with the move to the James Madison Memorial Building.

Increases

Current level ..... + $ 21,930

a. Travel and transportation ..... + $ 3,560

During fiscal 1979, the Library experienced air fare increases plus a government-wide increase in per diem due to the addition of 69 new cities by GSA of its list of high cost cities. These increases were somewhat offset by requiring Library travelers to use Metroliner trains to New York City rather than higher cost air travel. This has resulted in a net increase for all travel in fiscal 1979 of approximately 15 percent. Therefore, based on these actual costs, we are requesting current level increases in 1981 of $3,000 for regular travel and $560 for attendance at meetings travel.

8. CENTRAL SUPPORT SERVICES

C. OFFICE OF THE LIBRARIAN

Justification of Increases

	FY 1980		FY 1981		Increase	
	No.	Amount	No.	Amount	No.	Amount

(2) Non-personal services (continued)

b. Communications ..... + $ 3,325

A sum of $3,325 is required for long distance telephone service. This increase is based on General Services Administration surveys of actual FTS usage.

c. Printing and reproduction ..... + $ 1,795

The Government Printing Office issued Circular Letter No. 161, April 27, 1979, in which they forecast an 8 percent increase in the cost of printing for fiscal 1981 over the costs for fiscal 1980. Our current level request of $375 is therefore based on that GPO forecast.

The Photoduplication Service has forecast a 10 percent increase in its rates due to increases in the cost of labor and material. An increas of $1,420 is therefore requested to provide for the current level costs of photoduplication work.

d. Other services ..... + $ 13,250

A Library analysis of tuition fees charged by local colleges and universities and by the Office of Personnel Management indicates an increase of approximately 13 percent from the 1977/78 school year to the 1978/79 school year. Based upon that analysis, an amount of $13,250 is therefore requested to offset these inflationary costs.

8. CENTRAL SUPPORT SERVICES

C. OFFICE OF THE LIBRARIAN

Justification of Increases

	FY 1980		FY 1981		Increase	
	No.	Amount	No.	Amount	No.	Amount
(2) Non-personal services (continued)						
Growing workload						+ $ 150,000
a. Other services		+ $ 150,000				

Section 717 of Title VII of the Civil Rights Act of 1964, as amended, requires that "All personnel actions affecting employees or applicants for employment . . . in the Library of Congress shall be made free from all discrimination based on race, color, religion, sex, or national origin."

The implementation of this mandate requires, at a minimum, the development of valid employment selection procedures as decreed by the Supreme Court in Griggs v. Duke Power Company.

The Library has a total of 109 General Schedule plus a number of wage grade job series, all of which require a systematic examiniation of the extent to which they comply with Title VII of the Civil Rights Act. Some of these positions require more immediate action than others because of the seemingly adverse impact that they produce with respect to race and sex.

A careful analysis has been made of the positions that require immediate action. However, resources are not available to timely execute such an action. In view of the number of positions to be evaluated and the continuing vulnerability of the Library to charges on non-validation and non-compliance with Title VII, the most effective method to complete the requirements would be the engagement of contractors.

It is estimated that contracts for fiscal 1981 would require $150,000 for the development of valid selection procedures for three job series. This estimate is based on the average estimated cost of $50,000 per study.

8. CENTRAL SUPPORT SERVICES

C. OFFICE OF THE LIBRARIAN

Additional Information

New positions requested

Internal Audit Office

1	GS-9 Auditor	$ 17,035
1	GS-7 Auditor	13,925
2		$ 30,960

Equal Employment Opportunity & Compliance Office

1	GS-13 Equal Opportunity Office	$ 29,375
3	GS-11 Counselor-Investigator @ $20,611	61,833
4		$ 91,208

	$ 122,168
Personnel Benefits	12,216
6 positions	$ 134,384

8. CENTRAL SUPPORT SERVICES

C. OFFICE OF THE LIBRARIAN

Additional Information

	1980 Estimate	1981 Estimate	1981 Increases: Current Level	1981 Increases: Growing Workload	1981 Increases: Total
21A. Regular Travel	$ 20,000	$ 23,000	$ 3,000	$ ----	$ 3,000
21B. Attendance at Meetings	4,040	4,600	560	----	560
21C. Local Travel	430	430	----	----	----
23C. Long Distance Telephone	6,150	9,475	3,325	----	3,325
23E. Rental of Equipment	6,800	6,800	----	----	----
23F. Rental of Space	6,000,000	3,800,000	-2,200,000	----	-2,200,000
24F. Printing, Forms	4,725	5,100	375	----	375
24M. Photoduplication	14,200	15,620	1,420	----	1,420
25A. Other Services, Misc.	16,000	16,000	----	----	----
25B. Loyalty Investigations	21,000	21,000	----	----	----
25D. Services of Other Agencies	750,000	----	-750,000	----	-750,000
25E. Tuition and Training	101,793	115,043	13,250	----	13,250
25F. Professional & Consultant Services	61,882	211,882	----	150,000	150,000
26A. Office Supplies	4,000	4,000	----	----	----
Total, Office of the Librarian	$7,011,020	$4,232,950	-2,928,070	$150,000	-2,778,070

9. AMERICAN FOLKLIFE CENTER

Summary

	FY 1980 No.	FY 1980 Amount	FY 1981 No.	FY 1981 Amount	Increase No.	Increase Amount
A. Positions	12	$ 348,910	16	$ 425,360	+4	+$ 76,450
Current level--mandatories				2,760		+ 2,760
	12	$ 348,910	16	$ 428,120	+4	+$ 79,210
B. Non-personal Services						
Current level		$ 204,565		$ 230,880		+$ 26,315
Growing workload				107,000		+ 107,000
		$ 204,565		$ 337,880		+$ 133,315
American Folklife Center - Total	12	$ 553,475	16	$ 766,000	+4	+$ 212,525

Current level ..... + $ 29,075
Growing workload .+4 + 183,450

9. AMERICAN FOLKLIFE CENTER

General Statement

In the three years since its creation by P.L. 94-201, the American Folklife Center has consolidated its relationships with the other offices of the Library of Congress, established and refined its operating procedures, initiated activities in a variety of experimental directions, increased its coordinative role on behalf of folklife with other federal agencies, and begun to lay the groundwork for future endeavors in areas of research, publication, and dissemination of information. All of this is being done pursuant to our mandate to "preserve and present" American Folklife.

Through its projects and the favorable publicity which it has received, the Center has found itself increasingly called upon by agencies of the federal government and various state governments to advise on future folk cultural programming. This coordinative role of the Center includes not only informational but policy guidance and programmatic cooperation. The coordinative role of the Center, implicit in its legislative mandate, is to grow in future years.

Management objectives for the Center in fiscal 1981 are directed primarily towards meeting increased demands from its varied constituencies to further develop programs of assistance to the field, proceeding with an expanded publications program designed to enrich the study of American folklife, and providing additional services to those citizens concerned about folk culture, as needed.

Additional resources required in fiscal 1981 to accomplish these objectives total $212,525. This amount provides $76,450 for 4 new positions which will enable the Center to respond efficiently to requests for publications, archival work, consultancies, and support services; $2,760 for mandatory salary and personnel benefits costs; and $133,315 in non-personal services.

9. AMERICAN FOLKLIFE CENTER

Justification of Increases

	FY 1980 No.	FY 1980 Amount	FY 1981 No.	FY 1981 Amount	Increase No.	Increase Amount
A. Mandatory Increases (net)						+ $ 2,760

Increases:

1. Ingrades and reallocations ..... + $ 3,679

Funds are requested to cover within grade increases and reallocations as follows:

Salaries	$ 3,400
Personnel Benefits	279
	$ 3,679

2. Annualization of pay raises ..... + 400

This increase is necessary to provide for annualization of the 1980 pay raises for General Schedule employees, effective October 8, 1979, and for employees in rates included in Public Law 96-86 (Continuing Resolution, Fiscal 1980). Funds have been requested in the fiscal 1979 supplemental request to cover the increases from the effective dates through September 30, 1980.

Salaries	$ 400

Decreases:

3. One less day ..... - $ 1,319

Fiscal 1980 had 262 days and fiscal 1981 will have 261 days.

Salaries	$ 1,199
Personnel Benefits	120
	$ 1,319

54-689 - 80 - 33

LIBRARY OF CONGRESS
SALARIES AND EXPENSES

9. AMERICAN FOLKLIFE CENTER

Justification of Increases

	FY 1980		FY 1981		Increase	
	No.	Amount	No.	Amount	No.	Amount
B. Positions	12	$ 348,910	16	$ 425,360	+4	+ $ 76,450

One GS-11 Editor-Writer is needed to coordinate publishing activities of the Center, to edit manuscripts, reports, and other documents originating at the Center, and prepare them for publishing and distribution. Publishing is a major effort of the Center, and an orderly release of these materials is important. At the present time there is a backlog of materials in need of editing prior to release.

One GS-11 Folklife Specialist will enable the Center to respond more expeditiously and efficiently to requests from its constituency. As the programs and services of the center expand, so do the demands from the folklife community and the general public.

One GS-9 Archivist will process field documentation; survey material and determine what should be retained; prepare recording, video and photography logs; use basic preservation techniques; prepare the collection inventory and index; arrange for portions of Center's collection to go to appropriate divisions of the Library; accession collections and move them in to the Archive of Folk Song. Provide access and reference service to Center and Archive staff and outside researchers.

One GS-5 Clerk-typist will provide necessary administrative support for the proposed expansion of the Center's staff. Responsibilities include stenographic preparation of reports, correspondence and informational materials.

9. AMERICAN FOLKLIFE CENTER

Justification of Increases

	FY 1980 No.	FY 1980 Amount	FY 1981 No.	FY 1981 Amount	Increase No.	Increase Amount
C. Non-personal services		$ 204,565		$ 337,880		+ $ 133,315
Current Level						+ $ 26,315

(1) Travel ..... + $ 5,920

During fiscal 1979, the Library experienced air fare increases plus a government-wide increase in per diem due to the addition by GSA of 69 new cities to its list of high cost cities. These increases were somewhat offset by requiring Library travelers to use Metroliner trains to New York City rather than higher cost air travel. This has resulted in a net increase for all travel in fiscal 1979 of approximately 15 percent. Therefore, based on these actual costs, current level increases in 1981 of $5,000 for regular travel, and $290 for attendance at meetings travel are requested.

(2) Postage ..... + $ 475

An increase of $475 is requested for recovery of postage cost in 1979. This increase is based on actual postage costs as determined by two mail samples conducted for the U.S. Postal Service.

(3) Long Distance Telephone ..... + $ 600

An increase of $600 is requested to recover long distance telephone costs experienced in FY 1979. Usage costs are based on Federal Telecommunications Service (FTS) samplings and actual calls placed commercially.

9. AMERICAN FOLKLIFE CENTER

Justification of Increases

	FY 1980		FY 1981		Increase	
	No.	Amount	No.	Amount	No.	Amount

C. Non-personal services (continued)

Current Level (continued)

(4) Printing, Publications Forms ... + $ 700

The Government Printing Office issued Circular Letter No. 161, April 27, 1979, in which they forecast an 8 percent increase in the cost of printing for fiscal year 1981 over the cost for fiscal year 1980. A current level request of $700 is therefore based on the GPO forecast.

(5) Offset Reproductions ..... + $ 3,100

The Library has determined that the cost of labor and materials involved in the offset reproduction process has increased 33 percent between fiscal 1977 and the end of fiscal 1979. In order to continue the Center's present level of reproduction for general distribution, we are requesting $2,000 to cover this increase and $1,100 to adjust the base which has not been sufficient to cover the workload in this area.

(6) Photoduplication ..... + $ 300

The Photoduplication Service has forecast a 10 percent increase in its rates due to increases experienced in the cost of labor and material. An increase of $300 is therefore requested to provide for the current level costs of photoduplication work.

9. AMERICAN FOLKLIFE CENTER

Justification of Increases

	FY 1980		FY 1981		Increase	
	No.	Amount	No.	Amount	No.	Amount

C. Non-personal services (continued)

Current Level (continued)

(7) Professional and Consultant Services .. + $ 15,000

The current level increase of $15,000 in professional and consultant services reflects inflationary costs for personal services. This category is a significant item in the Center's budget.

(8) Office Supplies ..... + $ 850

The Library has experienced increases in the costs of supplies and materials of approximately 8.8 percent in 1979. A current level increase of $850 is therefore requested to offset these inflationary costs.

Growing Workload ..... + $ 107,000

(1) Long Distance Telephone ..... + $ 2,000

Increased field activities require maintaining contact with fieldworkers and professional consultants to the Center after regular Library hours and on weekends, necessitating extensive use of long distance telephone communications. A growing workload increase of $2,000 is required for this item. It is not anticipated that this allotment will increase substantially in the future.

9. AMERICAN FOLKLIFE CENTER

Justification of Increases

	FY 1980		FY 1981		Increase	
	No.	Amount	No.	Amount	No.	Amount

C. Non-personal services (continued)

Growing Workload (continued)

(2) Printing, Publications ..... + $ 35,000

One of the major elements in the Center's program is the documentation and dissemination of information about American folk culture. In the next fiscal year we anticipate expanded activity with the products of several projects readied to the point of publication. The increase of $35,000 will cover costs of producing publications and educational materials following folklife projects, studies, and conferences carried out in various parts of the country. In addition, at the Board of Trustees' urging, plans are underway to begin the publication of a folklife journal, which will require a significant investment in planning and printing costs.

(3) Professional and Consultant Services .. + $ 60,000

The major item in the Center's fiscal year 1981 budget, as in the past, is for professional and consultant services. Since the Center operates with a small, versatile staff, it must rely on contract employees to provide particular expertise and perform services essential to the carrying out of its diverse programs, and the fulfillment of its broad mandate. The additional $60,000 requested will enable the Center to respond to increased numbers of requests from the field, and will permit the Center to engage in one additional project of significant proportions. It is anticipated that this activity will level off in conformity with our authorization.

9. AMERICAN FOLKLIFE CENTER

Justification of Increases

	FY 1980		FY 1981		Increase	
	No.	Amount	No.	Amount	No.	Amount
				-		

C. Non-personal services (continued)

Growing Workload (continued)

(4) Equipment ..... + $ 10,000

An additional $10,000 is being requested for equipment to accommodate the projected move of the Center to larger quarters in the Library of Congress Main Building in fiscal 1981. This move, we anticipate, will bring the Center and the Archive of Folk Song together in expanded quarters. It will require significant investments in furniture and equipment, so as to better service the public. This will be a one time requirement.

LIBRARY OF CONGRESS
SALARIES AND EXPENSES

9. AMERICAN FOLKLIFE CENTER

Additional Information

New positions requested

1	GS-11 Editorial Assistant	$ 20,611
1	GS-11 Folklife Specialist	20,611
1	GS-9 Archivist	17,035
1	GS-5 Clerk-Typist	11,243
4		$ 69,500
	Personnel Benefits	6,950
4	positions	$ 76,450

LIBRARY OF CONGRESS
SALARIES AND EXPENSES

9. AMERICAN FOLKLIFE CENTER

Additional Information

	1980 Estimate	1981 Estimate	1981 Increases: Current Level	1981 Increases: Growing Workload	1981 Increases: Total
21A. Regular Travel	$ 35,000	$ 40,000	$ 5,000	$ ----	$ 5,000
21B. Attendance at Meetings	1,810	2,100	290	----	290
23A. Postage	3,525	4,000	475	----	475
23C. Long Distance Telephone	1,100	3,700	600	2,000	2,600
24E. Printing, Publications	7,535	43,135	600	35,000	35,600
24F. Printing, Forms	1,200	1,300	100	----	100
24L. Offset Reproduction	7,000	10,100	3,100	----	3,100
24M. Photoduplication	3,300	3,600	300	----	300
25F. Professional & Consultant Services	125,395	200,395	15,000	60,000	75,000
26A. Office Supplies	9,900	10,750	850	----	850
31H. Equipment	8,800	18,800	----	10,000	10,000
Total, American Folklife Center	$ 204,565	$ 337,880	$ 26,315	$107,000	$133,315

LIBRARY OF CONGRESS
SALARIES AND EXPENSES

REPORT ON OBLIGATIONS BY QUARTER
Fiscal Year 1979

(in thousands of dollars)

Object Class	First Quarter	Second Quarter	Third Quarter	Fourth Quarter	Total	% 4th Qtr. To Total
11. Personnel compensation	$ 14,473	$ 14,438	$ 14,794	$ 14,823	$ 58,528	25%
12. Personnel benefits	1,397	1,315	1,344	1,338	5,394	25%
13. Benefits to former personnel	5	7	7	2	21	9%
21. Travel and transportation of persons	66	70	124	67	327	20%
22. Transportation of things	11	19	32	22	84	26%
23. Rent, communications, and utilities	14,450	1,129	-215	850	16,214	5%
24. Printing and reproduction	3,049	1,040	1,099	1,200	6,388	19%
25. Other services	996	651	851	1,698	4,196	40%
26. Supplies and materials	241	303	452	414	1,410	29%
31. Equipment	3,278	766	720	1,177	5,941	20%
42. Insurance claims and indemnities	----	----	1	----	1	---
Totals	$ 37,966	$ 19,738	$ 19,209	$ 21,591	$ 98,504	22%

LIBRARY OF CONGRESS
SALARIES AND EXPENSES

REPORT ON OBLIGATIONS BY QUARTER
Fiscal Year 1980

(in thousands of dollars)

Object Class	First Quarter	Second Quarter	Third Quarter	Fourth Quarter	Total	% 4th Qtr. To Total
11. Personnel compensation	$ 17,320	$ 17,278	$ 17,705	$ 17,762	$ 70,065	25%
12. Personnel benefits	1,710	1,705	1,747	1,753	6,915	25%
13. Benefits to former personnel	---	---	---	---	---	---
21. Travel and transportation of persons	63	66	118	63	310	20%
22. Transportation of things	24	41	69	48	182	26%
23. Rent, communications, and utilities	14,970	1,361	1,725	1,500	19,556	8%
24. Printing and reproduction	3,141	1,071	1,132	1,236	6,580	19%
25. Other services	609	398	521	1,040	2,568	40%
26. Supplies and materials	282	355	529	485	1,651	29%
31. Equipment	3,395	793	745	1,221	6,154	20%
42. Insurance claims and indemnities	1	----	----	----	1	---
Totals	$ 41,515	$ 23,068	$ 24,291	$ 25,108	$ 113,982	22%

LIBRARY OF CONGRESS
SALARIES AND EXPENSES

REPORT ON OBLIGATIONS BY QUARTER
Fiscal Year 1981

(in thousands of dollars)

Object Class	First Quarter	Second Quarter	Third Quarter	Fourth Quarter	Total	% 4th Qtr. To Total
11. Personnel compensation	$ 18,304	$ 18,259	$ 18,711	$ 18,772	$ 74,046	25%
12. Personnel benefits	1,821	1,816	1,861	1,868	7,366	25%
13. Benefits to former personnel	---	---	---	---	---	---
21. Travel and transportation of persons	75	80	142	77	374	20%
22. Transportation of things	21	37	62	42	162	26%
23. Rent, communications, and utilities	14,213	1,209	950	1,000	17,372	6%
24. Printing and reproduction	3,310	1,129	1,193	1,302	6,934	19%
25. Other services	556	364	475	949	2,344	40%
26. Supplies and materials	348	437	653	598	2,036	29%
31. Equipment	3,729	871	819	1,341	6,760	20%
42. Insurance claims and indemnities	----	----	1	----	1	---
Totals	$ 42,377	$ 24,202	$ 24,867	$ 25,949	$ 117,395	22%

Program and Financing (in thousands of dollars)

Identification code 03-0101-0-1-503		1979 actual	1980 est.	1981 est.
	Program by activities:			
	Direct program:			
	1. Purchase of books and library materials	4,032	4,497	4,754
	2. Preparation of books and library materials for use	24,236	28,023	28,734
	3. Cataloging distribution service:			
	(a) Catalog services for the Library of Congress	7,741	7,928	7,982
	(b) Sale of catalog service to other institutions	6,050	6,229	6,271
	4. Research and reader services	17,061	19,206	21,187
	5. Preservation of library materials	4,723	5,241	6,534
	6. Automated systems support	14,150	16,113	16,337
	7. Central support services	20,008	26,192	24,830
	8. American Folklife Center	503	553	766
	Total direct program	98,504	113,982	117,395
	Reimbursable program:			
	1. Reference services:			
	(a) Department of Defense	0	0	5,100
	(b) Others	130	96	2,355
	2. Administrative supplement	0	0	764
	Total reimbursable program	130	96	8,219
10.00	Total obligations	98,634	114,078	125,614
	Financing:			
	Offsetting collections from:			
11.00	Federal funds	−393	−346	−8,469
14.00	Non-Federal sources	−6,237	−6,250	−6,250
21.40	Unobligated balance available, start of year	−128	−570	−447
24.40	Unobligated balance available, end of year	570	447	447
25.00	Unobligated balance lapsing	1,736	0	0
	Budget authority	**94,182**	**107,359**	**110,895**

Program and Financing (in thousands of dollars)

Identification code 03–0101–0–1–503	1979 actual	1980 est.	1981 est.
Budget authority:			
40.00 **Appropriation**	**92,249**	**102,380**	**110,895**
42.00 **Transfer from other accounts**	1,933	0	0
43.00 **Appropriation (adjusted)**	94,182	102,380	110,895
44.10 **Supplemental for wage board pay raises**	0	379	0
44.20 **Supplemental for civilian pay raises**	**0**	**4,600**	**0**
Relation of obligations to outlays:			
71.00 Obligations incurred, net	92,004	107,482	110,895
72.40 Obligated balance, start of year	14,297	16,212	11,398
74.40 Obligated balance, end of year	−16,212	−11,398	−11,722
77.00 Adjustments in expired accounts	−1,050	0	0
90.00 Outlays, excluding pay raise supplemental	89,039	107,566	110,322
91.10 Outlays from wage-board pay raise supplemental	0	360	19
91.20 Outlays from civilian pay raise supplemental	0	4,370	230
Distribution of outlays by account:			
Salaries and expenses	88,280	112,151	110,571
Salaries and expenses, distribution of catalog cards	521	134	0
Books for the general collection	179	6	0
Books for the Law Library	59	5	0

Object Classification (in thousands of dollars)

Identification code 03–0101–0–1–503		1979 actual	1980 est.	1981 est.
	Direct obligations:			
	Personnel compensation:			
11.1	Permanent positions	56,854	68,018	71,069
11.3	Positions other than permanent	363	1,292	2,222
11.5	Other personnel compensation	1,289	737	737
11.8	Special personal services payments	22	18	18
	Total personnel compensation	58,528	70,065	74,046
12.1	Personnel benefits: Civilian	5,394	6,915	7,366
13.0	Benefits for former personnel	21	.....	.....
21.0	Travel and transportation of persons	327	310	374
22.0	Transportation of things	84	182	162
23.1	Standard level user charges	4,702	4,959	3,200
23.2	Communications, utilities, and other rent	11,512	14,597	14,172
24.0	Printing and reproduction	6,388	6,580	6,934
25.0	Other services	4,196	2,568	2,344
26.0	Supplies and materials	1,410	1,651	2,036
31.0	Equipment	5,941	6,154	6,760
42.0	Insurance claims and indemnities	1	1	1
	Total direct obligations	98,504	113,982	117,395
	Reimbursable obligations:			
	Personnel compensation:			
11.1	Permanent positions	108	79	5,630
11.3	Positions other than permanent	9	5	0
11.5	Other personnel compensation	0	0	41
	Total personnel compensation	117	84	5,671
12.1	Personnel benefits: Civilian	5	4	504
21.0	Travel & Transportation of personnel	0	0	38
22.0	Transportation of things	0	0	1
23.1	Standard level user charges	0	0	252
23.2	Communications, utilities, and other rent	1	1	266
24.0	Printing and reproduction	6	6	26
25.0	Other services	0	0	1,162
26.0	Supplies and materials	1	1	52
31.0	Equipment	0	0	247
	Total reimbursable obligations	130	96	8,219
99.0	Total obligations	98,634	114,078	125,614

Personnel Summary

Total number of permanent positions	3,332	3,463	3,590
Total compensable workyears	3,085	3,458	3,539
Full-time equivalent of other positions	(67)	(35)	(35)
Full-time equivalent of overtime and holiday hours	(43)	(20)	(20)
Average GS grade	8.81	8.87	8.81
Average GS salary	19,256	20,824	20,892
Average ungraded salary	14,541	14,709	14,716

COPYRIGHT OFFICE
SALARIES AND EXPENSES

	Total	Offsetting Collections	Regular Bill
1980 Budget	$13,551,000	$ 4,300,000	$ 9,251,000
Proposed pay raise suppl	781,000	----	781,000
1980 adjusted	$14,332,000	$ 4,300,000	$10,032,000
1981 Estimate	15,112,000	4,500,000	10,612,000
Net increase	+ 780,000	$ 200,000	+ 580,000

Summary

	FY 1980 No.	FY 1980 Amount	FY 1981 No.	FY 1981 Amount	Increase No.	Increase Amount
Mandatory Increases		$ ----		$ 194,783		+$ 194,783
Ingrades and reallocations						+$ 227,023
Annualization of pay raises						+ 14,400
Less: one extra day salary cost						- 46,640
Positions	593	$12,050,890	604	$12,181,522	+11	+$ 140,632
Temporary positions	(5)	60,000	(-)	----	(-5)	- 60,000
	593	$12,110,890	604	$12,181,522	+11	+$ 80,632
Non-personal Services						
Current level		$ 2,231,110		$ 2,535,695		+$ 304,585
Growing workload				200,000		+ 200,000
		$ 2,231,110		$ 2,735,695		+$ 504,585
S&E, Copyright Office - Total	593	$14,332,000	604	$15,112,000	+11	+$ 780,000

Current level .. +11 + $580,000
Growing workload +11 + 200,000

54-689 - 80 - 34

COPYRIGHT OFFICE
SALARIES AND EXPENSES

General Statement

The Copyright Office is responsible for recording copyright claims, documents and renewals; for supplying copyright information to the public; for collecting and accounting for copyright fees; and for printing complete and indexed catalogs for each class of copyright entries.

The Copyright Office has reduced its excess workload to manageable levels during the course of the year with the use of continuous overtime, by continuing to allow a lower standard of examining, and by introducing several fundamental modifications into the registration processes which have brought about dramatic efficiencies in the handling of the work in process. Furthermore, the percentage of applications requiring correspondence has fallen from a high of about 60 percent in July of 1978 to 26 percent in October 1979. This factor, which is updated regularly by sampling one complete week's work each quarter, is still almost double the constant 15 percent under the old law, thus extending the average time to process a claim by almost 50 percent. The higher level of claims registered has resulted in a substantial increase in the number of items awaiting cataloging. To cope with this, the Cataloging Division has temporarily suspended its rules in several areas in order to speed up the cataloging process.

The Copyright Office objectives for fiscal 1981 are to provide the copyright owner with a certificate in a timely manner and to continue to provide the copyright community with information.

Additional resources required in fiscal 1981 to accomplish these objectives total $780,000, of which $504,585 will be used in the non-personal support services area. The amount requested is substantially counterbalanced by fees received for services rendered and the value of books and other library materials deposited in accordance with the Copyright Act and transferred to the Library of Congress.

COPYRIGHT OFFICE
SALARIES AND EXPENSES

Justification of Increases

	FY 1980		FY 1981		Increase	
	No.	Amount	No.	Amount	No.	Amount
A. Mandatory Increases (net)						+ $ 194,783

Increases:

1. Ingrades and reallocations ..... + $ 227,023

Funds are requested to cover within grade increases and reallocations as follows:

Salaries	$ 206,207
Personnel Benefits	20,816
	$ 227,023

2. Annualization of pay raises ..... + 14,400

This increase is necessary to provide for annualization of the 1980 pay raises for General Schedule employees, effective October 8, 1979, and for employees in rates included in Public Law 96-86 (Continuing Resolution, Fiscal 1980). Funds have been requested in the fiscal 1980 supplemental request to cover the increases from the effective dates through September 30, 1980.

Salaries	$ 13,400
Personnel Benefits	1,000
	$ 14,400

Decreases:

3. One less day ..... - $ 46,640

Fiscal 1980 had 262 days and fiscal 1981 will have 261 days.

Salaries	$ 42,400
Personnel Benefits	4,240
	$ 46,640

COPYRIGHT OFFICE
SALARIES AND EXPENSES

Justification of Increases

	FY 1980		FY 1981		Increase	
	No.	Amount	No.	Amount	No.	Amount
B. Positions	593	$12,050,890	604	$12,181,522	+11	+ $ 140,632
Temporary positions	(5)	60,000	(-)	----	(-5)-	60,000
	593	$12,110,890	604	$12,181,522	+11	+ $ 80,632

Licensing Division ..... +11 + $ 80,632

The Licensing Division was created in October 1977 to carry out the responsibilities mandated by Sections 111 and 116 of the 1976 copyright law. Under the statute the entire operating expenses for the Licensing Division are deducted by the Copyright Office from the royalty receipts and deposited in the Miscellaneous Receipts of the U.S. Treasury.

The estimated operating expenses for fiscal 1980 for the Licensing Division are $525,000 which supports 16 permanent positions, 5 indefinite positions, $116,000 for non-personal services, and $50,000 for overtime. This level of funding is based on two full years of experience and will enable the Division to achieve its primary statutory objectives: issue a license for each of 140,000 jukeboxes within 20 days of the receipt of an application; process 4,000 statements of account received semi-annually from cable television companies; and deposit approximately $13,000,000 annually for subsequent distribution to appropriate copyright owners.

The 11 budgeted positions and $80,632 are requested for two reasons. The first is to convert the 5 indefinite positions presently on the staff to permanent status, and the second is to increase the staffing level by six, thereby eliminating the majority of the overtime expenditure.

COPYRIGHT OFFICE
SALARIES AND EXPENSES

Justification of Increases

	FY 1980		FY 1981		Increase	
	No.	Amount	No.	Amount	No.	Amount
C. Non-Personal Services		$ 2,231,110		$ 2,735,695		+ $ 504,585
Current Level						+ 304,585

Travel & transportation of persons ..... +$ 8,385

During fiscal year 1979, the Library experienced air fare increases plus a government-wide increase in per diem due to the addition of 69 new cities by GSA to its list of high cost cities. These increases were somewhat offset by requiring Library travelers to use Metroliner trains to New York City rather than higher cost air travel. This has resulted in a new increase for all travel in fiscal 1979 of approximately 15 percent. Therefore, based on these actual costs, current level increases in 1981 of $6,935 for regular travel and $1,450 for attendance at meetings travel are requested.

Rent, communications and utilities ..... +$ 208,800

The need to supply additional copyright information to the copyright community has caused the weight of each envelope to increase. This, coupled with the change in postal rates effective May 1978, will increase the cost of postage necessary to maintain current level of service by $200,000. The remaining $8,800 is requested to cover the current rate of increased telephone cost of 5 percent.

Printing ..... +$ 57,000

The Government Printing Office issued Circular Letter No. 161 on April 27, 1979, in which they forecast an 8 percent increase in the cost of printing for fiscal year 1981 over the costs for fiscal year 1980. The current level increase of $57,000 reflects that GPO forecast.

COPYRIGHT OFFICE
SALARIES AND EXPENSES

Justification of Increases

	FY 1980		FY 1981		Increase	
	No.	Amount	No.	Amount	No.	Amount

Current Level .(continued)

Photoduplication ..... +$ 17,500

The Photoduplication Service has forecast a 10 percent increase in its rates due to increases experienced in the cost of labor and material. An increase of $17,500 is therefore requested to provide for the current level costs of photoduplication work.

Training ..... +$ 2,400

A Library analysis of tuition fees charged by local colleges and universities and by the Office of Personnel Management indicated an increase of approximately 13 percent from the 1977/1978 school year to the 1978/1979 school year. Based on that analysis, an amount of $2,400 is requested to maintain the current level of training.

Office Supplies ..... +$ 10,500

The Library has experienced actual increases in the costs of supplies and materials of approximately 8.8 percent in 1979. A current level increase of $10,500 is therefore requested to offset these inflationary costs.

Justification of Increases

	FY 1980		FY 1981		Increase	
	No.	Amount	No.	Amount	No.	Amount
Growing Workload						+$ 200,000

Professional and Consultant Services ... +$ 200,000 (Non-Recurring)

These funds will be needed to support the preparation of the 5-year photocopy study mandated by 17 U.S.C. 108(1). The nationwide study will have to be conducted by professionals whose principal activities involve the preparation of questions, the development of sampling plans,and the creation of the proper methodology. Only with the help of such a study will the Register of Copyrights be able to write her report to Congress that must be based upon conclusions reached from the gathering of unbiased, statistically valid data.

COPYRIGHT OFFICE
SALARIES AND EXPENSES

TABLE I

Income: Fiscal Year 1979

Receipts transferred to the appropriation	$ 4,600,000
Receipts transferred to the Treasury	301,190

Estimated value of materials transferred to the Library of Congress:

	Items Transferred	Average Price	Total Value of Items Transferred
Books	79,947	$16.50	$1,319,126
Books E&G	40,827	1.90	77,571
Periodicals	256,395	2.90	743,546
Motion Pictures	2,195	*	834,914
Music	16,189	10.00	161,890
Sound Recordings	9,128	8.75	79,870
Maps	5,116	10.00	51,160
Prints, Pictures, and Works of Art	30	5.00	150
	409,827		$3,268,227

Total estimated value of materials transferred to the Library of Congress	$ 3,268,227
TOTAL INCOME	$ 8,169,417

Obligations: Fiscal 1979

Salaries	$10,613,415
Other Obligations	2,508,085
TOTAL OBLIGATIONS	$13,121,500

RATIO of total income to obligations 60%

*Average prices for
Feature films: $170 per reel of 16 mm. film; $200 per reel of 35 mm. film
Shorts: $0.80 per foot
Documentaries: $170 per 30 minutes of 16 mm. film
Videotape (2"): $130 per 30 minutes
Entertainment: $65 for 30 minutes; $195 for 60 minutes
Commercials: $3.38
Nontheatrical: $245 per title (16 mm.)

COPYRIGHT OFFICE
SALARIES AND EXPENSES

TABLE II

Additional Information

The following table compares income and obligations for fiscal 1976 through 1981:

	1976	1977	1978	1979	1980 Estimate	1981 Estimate
Income:						
Fees transferred to appropriation	$ ----	$ ----	$ 3,495,682*	$ 4,600,000**	$ 4,300,000	$ 4,500,000
Fees transferred to misc. receipts	2,524,519	2,798,682	----	301,190**	----	----
Estimated value of materials selected by the Library	5,707,569	5,681,436	4,484,059	3,268,227	3,431,567	3,603,117
	$8,232,088	$8,480,118	$ 7,979,741	$ 8,169,417	$ 7,731,567	$ 8,103,117
Registration Obligations:						
Salaries	$6,353,785	$7,745,096	$ 9,771,042	$10,277,189	$10,655,624	$10,828,272
Other Obligations	536,431	1,817,240	1,804,852	2,430,344	3,174,476	3,706,122
	$6,890,216	$9,562,336	$11,575,894	$12,707,533	$13,830,100	$14,534,394
Licensing Division:						
Salaries			$ 206,536	$ 336,225	$ 355,832	$ 428,238
Other Obligations			45,716	77,741	146,068	149,368
			$ 252,252	$ 413,966	$ 501,900	$ 577,606
Ratio of total income to obligations, excluding Licensing	119%	89%	69%	64%	56%	56%
Ratio of fees transferred to obligations, excluding licensing	36%	29%	30%	38%	31%	31%

* Effective fiscal 1978 these figures represent gross receipts credited to the Copyright Office appropriation.
** These amounts represent 13 months of receipts transferred to the Treasury, of which $4,600,000 was applied to the Copyright Office appropriation.

LIBRARY OF CONGRESS
COPYRIGHT OFFICE
SALARIES AND EXPENSES

	1980 Estimate	1981 Estimate	1981 Increases: Current Level	1981 Increases: Growing Workload	1981 Increases: Total
21A. Regular Travel	$ 46,365	$ 53,300	$ 6,935	$ ----	$ 6,935
21B. Attendance at Meetings	9,350	10,800	1,450	----	1,450
21C. Local Travel	1,230	1,230	----	----	----
22A. Transportation of Things	10,500	10,500	----	----	----
23A. Postage	324,000	524,000	200,000	----	200,000
23B. Local Telephone	133,200	140,000	6,800	----	6,800
23C. Long Distance Telephone	40,000	42,000	2,000	----	2,000
23D. Teletype, etc.	100	100	----	----	----
23E. Rental of Equipment	412,500	412,500	----	----	----
24E. Printing, Publications	2,500	2,500	----	----	----
24F. Printing, Forms	340,705	367,705	27,000	----	27,000
24H. Printing, Catalogs	289,750	312,750	23,000	----	23,000
24L. Offset Reproduction	89,760	96,760	7,000	----	7,000
24M. Photoduplication	175,000	192,500	17,500	----	17,500
25A. Other Services, Misc.	16,550	16,550	----	----	----
25B. Loyalty Investigations	7,000	7,000	----	----	----
25C. Health Services	5,500	5,500	----	----	----
25D. Services of Other Agencies	17,000	17,000	----	----	----
25E. Tuition and Training	19,100	21,500	2,400	----	2,400
25F. Professional & Consultant Services	129,000	329,000	----	200,000	200,000
25K. Grievance & Arbitration Services	20,000	20,000	----	----	----
26A. Office Supplies	121,500	132,000	10,500	----	10,500
31. Books & Library Materials	20,500	20,500	----	----	----
Total	$2,231,110	$2,735,695	$ 304,585	$200,000	$ 504,585

LIBRARY OF CONGRESS
COPYRIGHT OFFICE
SALARIES AND EXPENSES

REPORT ON OBLIGATIONS BY QUARTER
Fiscal Year 1979

(in thousands of dollars)

Object Class	First Quarter	Second Quarter	Third Quarter	Fourth Quarter	Total	% 4th Qtr. To Total
11. Personnel compensation	$ 2,596	$ 2,619	$ 2,656	$ 2,743	$ 10,614	26%
12. Personnel benefits	221	228	234	232	915	25%
13. Benefits to former personnel	----	----	----	----	----	---
21. Travel and transportation of persons	10	13	19	5	47	11%
22. Transportation of things	----	----	----	1	1	100%
23. Rent, communications, and utilities	289	147	7	382	825	46%
24. Printing and reproduction	211	60	101	47	419	11%
25. Other services	27	57	27	14	125	11%
26. Supplies and materials	79	27	11	8	125	6%
31. Equipment	15	12	12	12	51	23%
42. Insurance claims and indemnities	----	----	----	----	----	---
Totals	$ 3,448	$ 3,163	$ 3,067	$ 3,444	$ 13,122	26%

LIBRARY OF CONGRESS
COPYRIGHT OFFICE
SALARIES AND EXPENSES

REPORT ON OBLIGATIONS BY QUARTER
Fiscal Year 1980

(in thousands of dollars)

Object Class	First Quarter	Second Quarter	Third Quarter	Fourth Quarter	Total	% 4th Qtr. To Total
11. Personnel compensation	$ 2,753	$ 2,753	$ 2,753	$ 2,753	$11,011	25%
12. Personnel benefits	273	273	272	272	1,090	25%
13. Benefits to former personnel	---	---	---	---	---	---
21. Travel and transportation of persons	14	14	15	14	57	24%
22. Transportation of things	3	3	2	2	10	20%
23. Rent, communications, and utilities	340	490	40	40	910	4%
24. Printing and reproduction	224	224	226	224	898	25%
25. Other services	53	53	54	54	214	25%
26. Supplies and materials	30	30	31	30	122	25%
31. Equipment	5	5	5	5	20	25%
42. Insurance claims and indemnities	----	----	----	----	----	---
Totals	$ 3,695	$ 3,845	$ 3,398	$ 3,394	$ 14,332	24%

LIBRARY OF CONGRESS
COPYRIGHT OFFICE
SALARIES AND EXPENSES

REPORT ON OBLIGATIONS BY QUARTER
Fiscal Year 1981

(in thousands of dollars)

Object Class	First Quarter	Second Quarter	Third Quarter	Fourth Quarter	Total	% 4th Qtr. To Total
11. Personnel compensation	$ 2,814	$ 2,814	$ 2,814	$ 2,815	$11,257	25%
12. Personnel benefits	279	279	279	282	1,119	25%
13. Benefits to former personnel	----	----	----	----	----	---
21. Travel and transportation of persons	16	16	18	16	66	24%
22. Transportation of things	3	3	2	2	10	20%
23. Rent, communications, and utilities	398	573	75	73	1,119	6%
24. Printing and reproduction	243	243	243	243	972	25%
25. Other services	22	351	22	22	417	5%
26. Supplies and materials	33	33	33	33	132	25%
31. Equipment	5	5	5	5	20	25%
42. Insurance claims and indemnities	----	----	----	----	----	---
Totals	$ 3,813	$ 4,317	$ 3,491	$ 3,491	$15,112	23%

COPYRIGHT OFFICE

SALARIES AND EXPENSES

Program and Financing (in thousands of dollars)

Identification code 03-0102-0-1-376		1979 actual	1980 est.	1981 est.
	Program by activities:			
	1. Receiving and accounting for applications, fees, and correspondence	2,679	2,788	2,926
	2. Examining copyright applications	3,557	3,864	4,054
	3. Indexing and cataloging materials received	2,445	2,636	2,766
	4. Reference service	1,415	1,580	1,658
	5. Printing the catalog of copyright entries and bulletins of decisions	51	290	313
	6. Records management	729	737	773
	7. General supervision and legal services	1,832	1,897	1,989
	8. Licensing Division	414	540	633
10.00	Total obligations	13,122	14,332	15,112
	Financing:			
	Offsetting collections from:			
11.00	Federal funds	−8	−8	−8
14.00	Non-Federal sources	−4,592	−4,292	−4,492
25.00	Unobligated balance lapsing	100	0	0
	Budget authority	**8,622**	**10,032**	**10,612**
	Budget authority:			
40.00	**Appropriation**	**8,561**	**9,251**	**10,612**
42.00	**Transferred from other accounts**	**61**	**0**	**0**
43.00	**Appropriated (adjusted)**	**8,622**	**9,251**	**10,612**
44.20	**Supplemental for civilian pay raises**	**0**	**781**	**0**
	Relations of obligations to outlays:			
71.00	Obligations incurred, net	8,522	10,032	10,612
72.40	Obligated balance, start of year	1,322	1,321	717
74.40	Obligated balance, end of year	−1,321	−717	−755
77.00	Adjustments in expired accounts	−44	0	0
90.00	Outlays, excluding pay raise supplementals	8,479	9,894	10,535
91.20	Outlays from civilian pay raise supplemental	0	742	39

Object Classification (in thousands of dollars)

Identification code 03–0102–0–1–376		1979 actual	1980 est.	1981 est.
	Personnel compensation:			
11.1	Permanent positions	9,840	10,511	10,817
11.3	Positions other than permanent	0	60	0
11.5	Other personnel compensation	764	428	428
11.8	Special personal services payment	10	12	12
	Total personnel compensation	10,614	11,011	11,257
12.1	Personnel benefits: Civilian	915	1,090	1,119
21.0	Travel and transportation of persons	47	57	66
22.0	Transportation of things	1	10	10
23.2	Communications, utilities, and other rent	825	910	1,119
24.0	Printing and reproduction	419	898	972
25.0	Other services	125	214	417
26.0	Supplies and materials	125	122	132
31.0	Equipment	51	20	20
99.0	Total obligations	13,122	14,332	15,112

Personnel Summary

Total number of permanent positions	596	593	604
Total compensable workyears	609	580	589
Full-time equivalent of other positions	(0)	(3)	(0)
Full-time equivalent of overtime and holiday hours	(30)	(15)	(15)
Average GS grade	8.07	8.20	8.14
Average GS salary	$16,991	$18,627	$18,841
Average ungraded salary	$12,542	$14,400	$14,400

CONGRESSIONAL RESEARCH SERVICES
SALARIES AND EXPENSES

1980 Budget	$27,090,000
Proposed pay raise supplemental	1,600,000
1980 adjusted	$28,690,000
1981 Estimate	31,589,000
Net increase	+ 2,899,000

Summary

	FY 1980		FY 1981		Increase	
	No.	Amount	No.	Amount	No.	Amount
Mandatory Increases		$ -----		$ 744,566		+$ 744,566
Ingrades and reallocations						+$ 811,156
Annualization of pay raises						+ 30,000
Less: one extra day salary cost						- 96,590
Positions	868	$24,219,498	941	$25,542,192	+73	+$1,322,694
Non-personal Services						
Current level		$ 4,470,502		$ 5,008,742		+$ 538,240
Growing workload				293,500		+ 293,500
		$ 4,470,502		$ 5,302,242		+$ 831,740
S&E, Congressional Research Service - Total	868	$28,690,000	941	$31,589,000	+73	+$2,899,000

Current level ..... + $1,282,806
Growing workload +73 + 1,616,194

LIBRARY OF CONGRESS
CONGRESSIONAL RESEARCH SERVICE
SALARIES AND EXPENSES

General Statement

The Congressional Research Service is the department within the Library of Congress that works exclusively as a research arm for Members, committees, and their staffs. In addition to rendering a great diversity of reference services, CRS staff provide close Member and committee support through background reports, bill analysis, analyses of alternative legislative proposals, assistance in hearings and other phases of the legislative and oversight processes, factual statements, bibliographies, translations, goals and objectives, analysis of emerging issues, and trend data. The Service also sponsors and conducts workshops and seminars on public policy issues. In addition, to provide for the most effective use of CRS resources, a program of Legislative Institutes, District Workshops and other aids has been developed.

CRS is the only congressional support agency that provides the entire range of analysis, research, and information to every element of the congressional community. We do this on a nonpartisan, nonadvocacy basis in virtually every area of public policy and subject interest and we work for every Member of Congress; we work for all Senate and House committees, most joint committees, most of the subcommittees of the two Houses, and the staffs of all these elements. CRS also serves the staffs of various other specialized groups of Congress and provides substantial support to three sister agencies: the General Accounting Office, the Office of Technology Assessment, and the Congressional Budget Office.

During subcommittee hearings on fiscal 1980 appropriations, CRS submitted a statement to the subcommittees which discussed an optimum size of 1,060 positions for the Service, to be reached in three years. This optimum size is predicated on responsibilities mandated by the Reorganization Act of 1970, and by subsequent statutes and regulations, and on the recommendations of several congressional oversight studies of CRS operations. An increase of 85 positions was requested for fiscal 1980 as the first year of the growth plan; due to budgetary constraints only 12 of these positions were granted. On the premise that our planned, balanced growth has been delayed one year, we are requesting that the 73 positions not granted in FY 1980 be granted in 1981.

Additional resources required in fiscal 1981 to accomplish the next step in a balanced growth total $2,899,000. This amount provides for 73 new positions ($1,322,694), mandatory salary costs of $744,566, and $831,740 in non-personal services.

LIBRARY OF CONGRESS
CONGRESSIONAL RESEARCH SERVICE
SALARIES AND EXPENSES

Justification of Increases

	FY 1980 No.	FY 1980 Amount	FY 1981 No.	FY 1981 Amount	Increase No.	Increase Amount
A. Mandatory Increases (net)						+ $ 744,566
Increases:						
1. Ingrades and reallocations						+ $ 811,156

Funds are requested to cover within grade increases and reallocations as follows:

Salaries	$ 737,513
Personnel Benefits	73,643
	$ 811,156

2. Annualization of pay raises						+ 30,000

This increase is necessary to provide for annualization of the 1980 pay raises for General Schedule employees, effective October 8, 1979, and for employees in rates included in Public Law 96-86 (Continuing Resolution, Fiscal 1980). Funds have been requested in the fiscal 1980 supplemental request to cover the increases from the effective dates through September 30, 1980.

Salaries	$ 27,600
Personnel Benefits	2,400
	$ 30,000

Decreases:						
3. One less day						- $ 96,590

Fiscal 1980 had 262 days and fiscal 1981 will have 261 days.

Salaries	$ 87,810
Personnel Benefits	8,780
	$ 96,590

LIBRARY OF CONGRESS
CONGRESSIONAL RESEARCH SERVICE
SALARIES AND EXPENSES

Justification of Increases

	FY 1980		FY 1981		Increase	
	No.	Amount	No.	Amount	No.	Amount
B. Positions	868	$24,219,498	941	$25,542,192	+73	+ $1,322,694

The House Committee on Rules, in its report on the Reorganization Act of 1970, estimated that CRS would have to triple its staff to "be substantially completed within 5 years." This growth has been slowed, first by the necessity for care in the selection of competent personnel, and later by space constraints in Library buildings. In the interim various congressional studies pointed out imbalances and inadequacies in staffing. The advent of the Madison Building allows orderly attention to staffing, against a three-year plan submitted to the Appropriations Subcommittee in February, 1979.

1. Policy analysis and research ..... +36 + $ 666,818

It is the policy of the Service to provide optimum support services to mid-level and senior analysts so that they may "work smarter", rather than multiplying more expensive research expertise. Thus about 70% of this request is for less expensive junior analytical and secretarial service.

a. (+24) In our testimony for FY 1979 appropriations we mentioned that a program is being established to bring in the brightest graduates as "research fellows" to assist senior specialists for up to two post graduate years. We request twenty GS-7 positions to implement this program, which is in response to suggestions of the House Commission on Information and Facilities and the Commission on the Operation of the Senate that senior specialists be properly supported to maximize their effectiveness. An additional four GS-7/9 positions for support technicians in the Government, Foreign Affairs and National Defense, and American Law Divisions are requested to relieve policy analysts of lesser analytical duties.

542

LIBRARY OF CONGRESS
CONGRESSIONAL RESEARCH SERVICE
SALARIES AND EXPENSES

Justification of Increases

	FY 1980		FY 1981		Increase	
	No.	Amount	No.	Amount	No.	Amount

B. Positions (continued)

1. Policy analysis and research (continued)

b. (+7) Due to space problems no appropriations for new research analyst positions were received in fiscal 1977 or 1978. While a number of initiatives, described later, have helped absorb increased workload, it is vitally necessary to supplement the Service's analytical capacity in the following seven areas; industry economics, money and banking, foreign trade, energy, and regulatory economics (Economics Division); food and agriculture (Environment and Natural Resources Policy Division); and electronics (Science Policy Research Division).

c. (+5) To balance secretarial support to the policy analysis staff, GS-6 positions are requested by division as follows: Economics (two); Education and Public Welfare (two); and Science Policy Research (one).

2. Documentation and status of legislation ..... + 5 + $ 76,587

These major program activities are concerned with preparation and entry on-line of the Digest of Public General Bills and Resolutions; status information on major legislative issues; legislative history memoranda; regularized reporting on terminating programs; and a computerized file of briefing papers on some 375 major issues of congressional interest.

a. (+4) No positions have been added to the Bill Digest Section since fiscal 1977. In the interim the following workload has been added at specific congressional request: summarizing floor amendments acted upon, a high priority of both the House and Senate LEGIS Task Force; revised digests (as many as 5 or 6 per bill) reflecting committee or floor action; priorities on all bills reported out of committee or floor action; and daily indexing from the Congressional Record. Absorption of these duties without additional personnel has seriously eroded the timeliness of digest operations. Three positions are requested to keep the Digest up to date.

Justification of Increases

	FY 1980		FY 1981		Increase	
	No.	Amount	No.	Amount	No.	Amount

B. Positions (continued)

2. Documentation and status of legislation (continued)

To reduce duplication, the Service, the House, and the Senate began exchanging title information in early 1978 and by fiscal 1980 will be passing large volumes of sponsor, committee, and action information. One additional position for a Quality Control Coordinator is required.

b. (+1) Workload for Issue Briefs has grown from 201 active issues in fiscal 1976 (400 updates a month) to 340 active issues in fiscal 1979 (680 updates) and is projected at 375 issues (750 updates) in fiscal 1980. The data input operation is still staffed at the fiscal 1976 workload level; one additional position is required for a working supervisor for training, work assignment, and balancing of priorities.

3. Information and Reference ..... +20 + $ 346,925

Most efficient and effective use of the Service's resources depends on
- Minimizing non-analytical work of researchers
- Performing functions at the least expensive possible level in the organization
- Making services as readily available to congressional clients as possible
- Familiarizing congressional clients with the most effective ways to use the Service.

All requested positions in this program activity address one or more of the above criteria.

a. (+9) In the past year, expansion of the technician staff of the "quick response" Congressional Reference Division has resulted in shifting of the more routine requests from subject teams to production teams--day and night--and to the House and Senate Reference Centers. These shifts have, in turn, enabled the Division to absorb increasing numbers of more difficult reference requests traditionally handled by the research divisions--particularly Foreign Affairs and National Defense, and Economics. Since subject teams have had more time to devote to more complex requests, client callbacks to check status have been reduced.

Justification of Increases

	FY 1980		FY 1981		Increase	
	No.	Amount	No.	Amount	No.	Amount

B. Positions (continued)

3. Information and Reference (continued)

(1.) Four GS-6 Library Technician positions are requested to allow for a professional part-time evening staff and for continued transfer of requests from the subject teams to the Reference Centers and Production Teams. This will free the time of professional staff to further improve turnaround time on requests, diminish client callbacks, devote more effort to improving quality of response, take on more reference work from subject divisions, and improve the outreach program in the centers.

(2.) Three librarian positions are needed to support services to be offered through the new Congressional Research Reading Room in the Madison Building. One GS-12 team leader and two GS-9 librarians are required; one librarian will be used to provide evening coverage.

(3.) Two GS-4 delivery clerk positions are needed. Because of the consistent and permanent need for CRS delivery services to Congress, we believe it is equitable to offer permanent status and benefits to these dedicated entry-level employees. The Appropriations Committees agreed and granted two positions to begin a phased conversion program in fiscal 1980. Two positions are requested to continue permanent conversions from their current temporary status.

b. (+3) The Library Services Division provides bibliographic and collections support to all other CRS divisions as well as direct support to Congress through distribution of CRS reports, committee prints, and the Selective Dissemination of Information (SDI) systems. Since 1971 the ratio of bibliographers to CRS analysts has deteriorated from 1 to 24 to 1 to 46, though bibliographic demand has increased. To begin to redress this imbalance one new bibliographer position and one bibliographic assistant position are requested. One position for a Collections Development Supervisor is needed in connection with increased Division responsibilities in this area.

LIBRARY OF CONGRESS
CONGRESSIONAL RESEARCH SERVICE
SALARIES AND EXPENSES

Justification of Increases

	FY 1980		FY 1981		Increase	
	No.	Amount	No.	Amount	No.	Amount

B. Positions (continued)

3. Information and Reference (continued)

c. (+1) Workload in language services, including accelerated service to analysts, has been increasing rapidly during the past few years with virtually no increase in staff; requests have increased from 1,096 in fiscal 1975 to 1,627 in fiscal 1979. One translator position is requested for the Language Services Section to accommodate heightened interests, especially in Chinese technical publications.

d. (+5) The Information Systems Section provides SCORPIO training to staff of Members, committees and CRS, coordinates CRS data base activities, and conducts reference searches. Three positions (one currently filled by a temporary employee) are requested to eliminate a training course backlog and extend training through Legislative Assistant Institute courses. Two editorial assistants are required to schedule classes and provide typing support.

e. (+2) The Office of Member and Committee Relations, organized in fiscal 1977, coordinates seminar and other outreach activities by CRS divisions, and is responsible for CRS publications including the monthly CRS Review. While the Office has purposely been kept small, the significant acceptance of outreach activities requires the addition of one junior editor, and one junior seminar assistant.

4. Management and Administration ..... +12 + $ 232,364

a. (+2) The CRS Inquiry Status and Information System (ISIS) has substantially completed initial development and will require one permanent management information specialist to oversee its operation and application within CRS. One additional secretary is also required to support ISIS and provide needed service for the Office of the Director.

LIBRARY OF CONGRESS
CONGRESSIONAL RESEARCH SERVICE
SALARIES AND EXPENSES

Justification of Increases

	FY 1980		FY 1981		Increase	
	No.	Amount	No.	Amount	No.	Amount

B. Positions (continued)

4. Management and Administration.(continued)

b. (+10) For fiscal 1978 four positions were approved for CRS to begin the augmentation of support services recommended by the House Commission on Information and Facilities in its 1976 study. A successful beginning has been made in providing partial administrative liaison with each division. Seven administrative officers are needed to provide a full-time liaison for each division to provide the entire range of support, and to allow full coverage in substantive areas of recruitment, training, and labor relations. Three clerical support positions are required as backup to the expanded administrative staff, especially in the areas of contracts, data entry, and personnel administration.

LIBRARY OF CONGRESS
CONGRESSIONAL RESEARCH SERVICE
SALARIES AND EXPENSES

Justification of Increases

	FY 1980 No.	FY 1980 Amount	FY 1981 No.	FY 1981 Amount	Increase No.	Increase Amount
C. Non-personal services		$ 4,470,502		$ 5,302,242		+ $ 831,740
Decrease						
Equipment						- $ 30,000
Increase						
1. Current level						+ $ 568,240

a. Travel and Transportation ..... + $ 19,340

During fiscal year 1979, the Library experienced air fare increases plus a government-wide increase in per diem due to the addition of 69 new cities by GSA to its list of high cost cities. These increases were somewhat offset by requiring CRS travelers to use Metroliner trains to New York City rather than higher cost air travel. This has resulted in a net increase for all travel in fiscal 1979 of approximately 15 percent. Therefore, based on these actual costs, we are requesting current level increases in fiscal year 1981 of $9,680 for regular travel and $9,660 for attendance at meetings.

b. Rental of Equipment ..... + $ 89,500

The Library's survey of manufacturers indicates an average increase of 12.5 percent in procurement of equipment during fiscal year 1979. In order to continue renting existing equipment, we are requesting $89,500.

LIBRARY OF CONGRESS
CONGRESSIONAL RESEARCH SERVICE
SALARIES AND EXPENSES

Justification of Increases

	FY 1980		FY 1981		Increase	
	No.	Amount	No.	Amount	No.	Amount

C. Non-personal services (continued)

c. Printing ..... + $ 27,300

The Government Printing Office issued Circular Letter No. 161, April 26, 1979, in which they forecast an 8 percent increase in the cost of printing for fiscal 1981 over the costs for fiscal 1980. Therefore, we are requesting an increase of $23,800 for printing of publications and $3,500 for printing of forms, based on this GPO announcement.

d. Offset Reproduction ..... + $ 97,000

The Library has determined that the cost of labor and materials involved in the offset reproduction process has increased 33 percent between rates in effect for fiscal 1977 and the end of fiscal 1979. In order to continue our present level of reproduction of CRS research products for distribution to Congress, we are thus requesting $97,000.

e. Photoduplication ..... + $ 11,000

The Photoduplication Service has forecast a 10 percent increase in its rates due to increases experienced in the cost of labor and material. An increase of $11,000 is therefore requested to provide for the current level costs of CRS photoduplication activities.

f. Other Services ..... + $ 17,000

Member and staff attendance at various CRS seminars, legislative staff institutes and workshops increased by 43 percent in fiscal 1979 over the previous year. In order to continue to provide the current level of support for these services to Congress, we are requesting $17,000 to cover the 10 percent increase in costs of conducting these programs.

LIBRARY OF CONGRESS
CONGRESSIONAL RESEARCH SERVICE
SALARIES AND EXPENSES

Justification of Increases

	FY 1980		FY 1981		Increase	
	No.	Amount	No.	Amount	No.	Amount

C. Non-personal Services (continued)

g. Services of Other Agencies ..... + $ 50,000

Beginning January 1, 1980, the Committee on House Administration requires the Congressional Research Service to reimburse House Information Systems (HIS) for use of its computer facilities which heretofore have been provided to CRS gratis. The use of these facilities, to avoid duplication of effort among legislative facilities, continues to be vital to CRS services to congressional clients. Based on recent usage, principally of the MATH model in HIS, we estimate a need for $50,000 for the fiscal year.

h. Tuition and Training ..... + $ 11,000

A Library analysis of tuition fees charged by local colleges and universities and by the Office of Personnel Management indicates an increase of approximately 13 percent from the 1977/1978 academic year to the 1978/1979 academic year. Based on that analysis, an amount of $11,000 is requested to continue our present training efforts.

i. Professional & Consultant Services +$ 78,000

A 10 percent increase is requested to cover the effects of inflation on charges by consultants experienced during the 1979 fiscal year. Thus, we are requesting $78,000 in order to maintain the current level.

j. Data Base Subscriptions ..... + $ 62,000

The econometric and statistical models, bibliographic data bases and automated sources of statistical and factual information averaged increases of approximately 10 percent for one-line use and for access subscriptions during fiscal year 1979. We are requesting $62,000 to cover these increased rates.

LIBRARY OF CONGRESS
CONGRESSIONAL RESEARCH SERVICE
SALARIES AND EXPENSES

Justification of Increases

	FY 1980		FY 1981		Increase	
	No.	Amount	No.	Amount	No.	Amount

C. Non-personal Services (continued)

k. Office Supplies ..... + $ 20,200

The Library has experienced actual increases in the costs of supplies and materials between fiscal years 1978 and 1979 of approximately 8.8 percent. A current level increase of $20,200 is therefore requested to offset these inflationary costs.

l. Books and Library Materials ..... + $ 85,900

The Library has determined that the cost of acquiring printed materials has increased 14 percent between fiscal year 1978 and fiscal year 1979. Therefore, we are requesting $4,200 increase for pamphlets and documents, and $81,700 for books and library materials.

2. Growing Workload ..... + $ 293,500

a. Local Telephone ..... + $ 16,500

This increase of $16,500 will provide local telephone service for the new staff requested for fiscal 1981.

LIBRARY OF CONGRESS
CONGRESSIONAL RESEARCH SERVICE
SALARIES AND EXPENSES

Justification of Increases

	FY 1980		FY 1981		Increase	
	No.	Amount	No.	Amount	No.	Amount

C. Non-personal Services (continued)

b. Rental of Equipment ..... + $ 233,000

CRS has continued to utilize new technologies in the storage, retrieval and transfer of public policy information. The success of these applications results in the following request for photocopiers, word processing equipment and computer terminals which provide access to outside subscription data bases.

(1) Photocopying Equipment (+75,000)

This increase will support (a) additional machines in the CRS reference centers and Congressional Reading Rooms; (b) improved machine configuration in the CRS research divisions to shorten response time to congressional requests; and (c) rental of microfiche-to-paper copying equipment, permitting congressional staff and CRS researchers direct access to the microform resources located in the CRS reference centers and the CRS general collections.

(2) Word Processing (+83,000)

These funds will support two additional word processing keyboards for each CRS division, further increasing typing productivity and shortening response time for congressional requests.

(3) Terminals Associated with Outside Data Bases (+75,000)

The increase will be used to rent additional terminals which provide access to (a) econometric and statistical modeling systems; (b) bibliographic data bases, and (c) other statistical and factual automated information resources utilized in responding to congressional requests for public policy research.

LIBRARY OF CONGRESS
CONGRESSIONAL RESEARCH SERVICE
SALARIES AND EXPENSES

Justification of Increases

	FY 1980		FY 1981		Increase	
	No.	Amount	No.	Amount	No.	Amount

C. Non-personal Services (continued)

c. Tuition and Training ..... + $ 26,000

This request of $26,000 will permit a greater percentage of the CRS staff to receive training, with particular emphasis on increased interdisciplinary and methodological courses and on support for affirmative action programs.

d. Office Supplies ..... + $ 18,000

The requested $18,000 will provide basic office supplies for the new staff requested for fiscal year 1981.

LIBRARY OF CONGRESS
CONGRESSIONAL RESEARCH SERVICE
SALARIES AND EXPENSES

Additional Information

New positions requested

American Law Division

I	1	GS-7	Paralegal Assistant	$ 13,925
II	3	GS-7	Paralegal Specialist (Bill Digest) @ $13,925	$ 41,775
	1	GS-7	Quality Control Coordinator	13,925
	4			$ 55,700
	5			$ 69,625

Economics Division

I	1	GS-15	Specialist in Industry Economics	$ 40,832
	1	GS-14	Analyst in Money and Banking	34,713
	1	GS-12	Analyst in Foreign Trade	24,703
	1	GS-12	Analyst in Industry Economics (Energy)	24,703
	1	GS-12	Analyst in Regulatory Economics	24,703
	2	GS-6	Assistant Division Secretary @ $12,531	25,062
	7			$ 174,716

Education and Public Welfare Division

I	2	GS-6	Assistant Division Secretary @ $12,531	$ 25,062

Environment and Natural Resources Policy Division

I	1	GS-9	Analyst in Food and Agriculture	$ 17,035

Foreign Affairs and National Defense Division

I	1	GS-9	Technical Information Specialist	$ 17,035

Government Division

I	2	GS-7	Technical Information Specialist @ $13,925	$ 27,850

LIBRARY OF CONGRESS
CONGRESSIONAL RESEARCH SERVICE
SALARIES AND EXPENSES

Additional Information

New positions requested (continued)

Science Policy Research Division

I	1	GS-15	Senior Analyst in Electronics	$ 40,832
	1	GS-5	Editorial Assistant	11,243
	2			$ 52,075

Office of Senior Specialists

I	20	GS-7	Research Assistant @ $13,925	$ 278,500

Congressional Reference Division

				$ 24,703
III	1	GS-12	Librarian	34,070
	2	GS-9	Librarian @ $17,035	50,124
	4	GS-6	Library Technician @ $12,531	20,098
	2	GS-4	Delivery Clerks @ $10,049	$ 128,995
	9			

Library Services Division

				$ 29,375
III	1	GS-13	Collections Development Officer	20,611
	1	GS-11	Bibliographer (Government and Law)	11,243
	1	GS-5	Serials Accessioner	$ 61,229
	3			

Office of Assignment, Reference and Special Services

III	1	GS-11	Translator	$ 20,611

LIBRARY OF CONGRESS
CONGRESSIONAL RESEARCH SERVICE
SALARIES AND EXPENSES

Additional Information

New positions requested (continued)

Office of Automated Information Services

II	1	GS-7	Data Entry Supervisor	$ 13,925
III	3	GS-9	Special Asst (SCORPIO Training), Info Sys Section @ $17,035	$ 51,105
	2	GS-5	Editorial Assistant, Info Sys Sec @ $11,243	22,486
	5			$ 73,591
	6			$ 87,516

Office of Member and Committee Relations

III	1	GS-9	Editor	$ 17,035
	1	GS-7	Seminar Assistant	13,925
	2			$ 30,960

Office of the Director

IV	1	GS-14	Management Information Specialist	$ 34,713
	1	GS-7	Secretary	13,925
	2			$ 48,638

556

LIBRARY OF CONGRESS
CONGRESSIONAL RESEARCH SERVICE
SALARIES AND EXPENSES

Additional Information

New positions requested (continued)

Office of Support Services

IV	3	GS-11	Administrative Officer @ $20,611	$ 61,833
	4	GS-9	Administrative Officer @ $17,035	68,140
	1	GS-6	Data Entry Operator	12,531
	2	GS-4	Administrative Clerk @ $10,049	20,098
	10			$ 162,602
				$1,202,449
			Personnel Benefits	120,245
	73	positions		$1,322,694

		Pos.	Salaries	Benefits	Total
I	Policy Analysis and Research	36	$ 606,198	$ 60,620	$ 666,818
II	Documentation & Status of Legis	5	69,625	6,962	76,587
III	Information and Reference	20	315,386	31,539	346,925
IV	Management and Administration	12	211,240	21,124	232,364
	Total	73	$1,202,449	$120,245	$1,322,694

LIBRARY OF CONGRESS
CONGRESSIONAL RESEARCH SERVICE
SALARIES AND EXPENSES

Additional Information

	1980 Estimate	1981 Estimate	1981 Increases: Current Level	1981 Increases: Growing Workload	1981 Increases: Total
21A. Regular Travel	$ 46,102	$ 55,782	$ 9,680	$ ----	$ 9,680
21B. Attendance at Meetings	46,000	55,660	9,660	----	9,660
21C. Local Travel	3,500	3,500	----	----	----
23A. Postage	15,000	15,000	----	----	----
23B. Local Telephone	185,000	201,500	----	16,500	16,500
23C. Long Distance Telephone	75,000	75,000	----	----	----
23C-2. Long Dist Tel--Data Comm.	10,000	10,000	----	----	----
23D. Teletype, etc.	1,800	1,800	----	----	----
23E. Rental of Equipment	716,000	1,038,500	89,500	233,000	322,500
24E. Printing, Publications	297,000	320,800	23,800	----	23,800
24F. Printing, Forms	44,500	48,000	3,500	----	3,500
24L. Offset Reproduction	294,000	391,000	97,000	----	97,000
24M. Photoduplication	110,000	121,000	11,000	----	11,000
25A. Other Services, Misc.	169,500	186,500	17,000	----	17,000
25B. Loyalty Investigations	20,600	20,600	----	----	----
25D. Services of Other Agencies	52,000	102,000	50,000	----	50,000
25E. Tuition and Training	85,000	122,000	11,000	26,000	37,000
25F. Professional & Consultant Services	790,500	868,500	78,000	----	78,000
25Q. Data Base Subscriptions	623,500	685,500	62,000	----	62,000
26A. Office Supplies	230,000	268,200	20,200	18,000	38,200
26E. Pamphlets & Documents	42,000	46,200	4,200	----	4,200
31. Books & Library Materials	583,500	665,200	81,700	----	81,700
31H. Equipment	30,000	----	-30,000	----	-30,000
Total, CRS	$4,470,502	$5,302,242	$538,240	$293,500	$ 831,740

LIBRARY OF CONGRESS
CONGRESSIONAL RESEARCH SERVICE
SALARIES AND EXPENSES

REPORT ON OBLIGATIONS BY QUARTER
Fiscal Year 1979

(in thousands of dollars)

Object Class	First Quarter	Second Quarter	Third Quarter	Fourth Quarter	Total	% 4th Qtr. To Total
11. Personnel compensation	$ 4,568	$ 4,701	$ 4,833	$ 4,800	$ 18,902	25%
12. Personnel benefits	391	399	405	402	1,597	25%
13. Benefits to former personnel	----	----	----	----	----	---
21. Travel and transportation of persons	18	18	29	33	98	34%
22. Transportation of things	----	----	----	1	1	100%
23. Rent, communications, and utilities	430	417	31	4	882	.4%
24. Printing and reproduction	56	188	-10	238	472	50%
25. Other services	509	304	220	896	1,929	46%
26. Supplies and materials	15	58	87	185	345	54%
31. Equipment	279	12	162	146	599	24%
42. Insurance claims and indemnities	----	----	----	----	----	---
Totals	$ 6,266	$ 6,097	$ 5,757	$ 6,705	$ 24,825	27%

LIBRARY OF CONGRESS
CONGRESSIONAL RESEARCH SERVICE
SALARIES AND EXPENSES

REPORT ON OBLIGATIONS BY QUARTER
Fiscal Year 1980

(in thousands of dollars)

Object Class	First Quarter	Second Quarter	Third Quarter	Fourth Quarter	Total	% 4th Qtr. To Total
11. Personnel compensation	$ 5,513	$ 5,513	$ 5,513	$ 5,514	$22,053	25%
12. Personnel benefits	540	542	542	542	2,166	25%
13. Benefits to former personnel	----	----	----	----	----	---
21. Travel and transportation of persons	32	20	20	24	96	25%
22. Transportation of things	----	----	----	----	----	---
23. Rent, communications, and utilities	530	380	83	10	1,003	1%
24. Printing and reproduction	67	298	194	186	745	25%
25. Other services	656	226	226	633	1,741	36%
26. Supplies and materials	14	54	68	136	272	50%
31. Equipment	490	17	21	86	614	14%
42. Insurance claims and indemnities	----	----	----	----	----	---
Totals	$ 7,842	$ 7,050	$ 6,667	$ 7,131	$28,690	25%

LIBRARY OF CONGRESS
CONGRESSIONAL RESEARCH SERVICE
SALARIES AND EXPENSES

REPORT ON OBLIGATIONS BY QUARTER
Fiscal Year 1981

(in thousands of dollars)

Object Class	First Quarter	Second Quarter	Third Quarter	Fourth Quarter	Total	% 4th Qtr. To Total
11. Personnel compensation	$ 5,975	$ 5,974	$ 5,974	$ 5,974	$23,897	25%
12. Personnel benefits	599	597	597	597	2,390	25%
13. Benefits to former personnel	---	---	---	---	---	---
21. Travel and transportation of persons	24	24	35	32	115	28%
22. Transportation of things	---	---	---	---	---	---
23. Rent, communications, and utilities	1,208	67	54	13	1,342	1%
24. Printing and reproduction	88	353	220	220	881	25%
25. Other services	536	258	258	933	1,985	47%
26. Supplies and materials	16	63	78	157	314	50%
31. Equipment	333	67	99	166	665	25%
42. Insurance claims and indemnities	---	---	---	---	---	---
Totals	$ 8,779	$ 7,403	$ 7,315	$ 8,092	$31,589	26%

Congressional Research Service

SALARIES AND EXPENSES

Program and Financing (in thousands of dollars)

Identification code 03-0127-0-1-801		1979 actual	1980 est.	1981 est.
	Program by activities:			
	Direct program:			
	1. Policy analysis and research	17,024	19,380	21,048
	2. Documentation and status of legislation	1,240	1,490	1,656
	3. Information and reference service	5,520	6,633	7,363
	4. Administration	1,041	1,215	1,522
	Total direct program	24,825	28,718	31,589
	Reimbursable program	165	165	165
10.00	Total obligations	24,990	28,883	31,754
	Financing:			
11.00	Offsetting collections from: Federal funds	−165	−165	−165
21.40	Unobligated balance available, start of year	−79	−28	0
24.40	Unobligated balance available, end of year	28	0	0
25.00	Unobligated balance lapsing	779	0	0
	Budget authority	**25,553**	**28,690**	**31,589**
	Budget authority:			
40.00	**Appropriation**	**25,553**	**27,090**	**31,589**
44.20	**Supplemental for civilian pay raises**	**0**	**1,600**	**0**
	Relations of obligations to outlays:			
71.00	Obligations incurred, net	24,825	28,718	31,589
72.40	Obligated balance, start of year	3,068	3,235	2,872
74.40	Obligated balance, end of year	−3,235	−2,872	−2,788
77.00	Adjustments in expired accounts	−51	0	0
90.00	Outlays, excluding pay raise supplemental	24,607	27,561	31,593
91.20	Outlays from civilian pay raise supplemental	0	1,520	80
	Distribution of outlays by account:			
	Salaries and expenses, Congressional Research Service	24,607	29,053	31,673
	Salaries and expenses, Revision of Annotated Constitution	0	28	0

Object Classification (in thousands of dollars)

Identification code 03-0127-0-1-801		1979 actual	1980 est.	1981 est.
	Direct obligations:			
	Personnel compensation:			
11.1	Permanent positions	18,001	21,496	23,348
11.3	Positions other than permanent	695	409	409
11.5	Other personnel compensation	206	176	176
	Total personnel compensation	18,902	22,081	23,933
12.1	Personnel benefits: Civilian	1,597	2,166	2,354
21.0	Travel and transportation of persons	98	96	115
22.0	Trans of Things	1	0	0
23.2	Communications, utilities, and other rent	882	1,003	1,342
24.0	Printing and reproduction	472	745	881
25.0	Other services	1,929	1,741	1,985
26.0	Supplies and materials	345	272	314
31.0	Equipment	599	614	665
	Total direct obligations	24,825	28,718	31,589
	Reimbursable obligations:			
11.1	Personnel compensation: Permanent positions	156	156	156
12.1	Personnel benefits: Civilian	9	9	9
	Total reimbursable obligations	165	165	165
99.0	Total obligations	24,990	28,883	31,754

Personnel Summary

Total number of permanent positions	856	868	941
Total compensable workyears	781	841	939
Full-time equivalent of other positions	(29)	(16)	(16)
Full-time equivalent of overtime and holiday hours	(8)	(6)	(6)
Average GS grade	10.60	10.65	10.44
Average GS salary	24,243	26,011	25,864

BOOKS FOR THE BLIND AND PHYSICALLY HANDICAPPED
SALARIES AND EXPENSES

1980 Budget	$34,337,000
Proposed pay raise supplemental	196,000
1980 adjusted	$34,533,000
1981 Estimate	35,290,000
Net increase	+ 757,000

Summary

	FY 1980 No.	FY 1980 Amount	FY 1981 No.	FY 1981 Amount	Increase No.	Increase Amount
Mandatory Increases		$ ----		$ 54,673		+$ 54,673
Ingrades and reallocations						+$ 60,841
Annualization of pay raises						+ 3,600
Less: one extra day salary cost						- 9,768
Positions						
Permanent positions	116	$ 2,550,111	124	$ 2,716,852	+ 8	+$ 166,741
Indefinite positions	(25)	428,392	(17)	261,651	(-8)	- 166,741
	116	$ 2,978,503	124	$ 2,978,503	+ 8	+$ ----
Non-personal Services						
Current level		$31,554,497		$32,176,824		+$ 622,327
Growing workload				80,000		+ 80,000
		$31,554,497		$32,256,824		+$ 702,327
S&E, Books for the Blind and Physically Handicapped-Total	116	$34,533,000	124	$35,290,000	+ 8	+$ 757,000

Current level . +8 + $ 677,000
Growing workload .. + 80,000

LIBRARY OF CONGRESS
BOOKS FOR THE BLIND AND PHYSICALLY HANDICAPPED

General Statement

The Library of Congress, as authorized by Public Law 89-522, administers a national reading program for blind and physically handicapped residents of the United States and outlying areas and for all U.S. citizens living abroad. Based on an average growth in readership during the latest 5-year period for which verified statistics are available, an 11.9 percent increase in users is anticipated in fiscal 1981 which will bring the total readership to almost 900,000.

Management objectives represented in this 1981 budget request are:

1. A multifaceted patron comment program will be designed and implemented to ensure regular and systematic consumer input into programs and procedures;

2. A comprehensive review of NLS resources offered to blind, visually, and physically handicapped patrons will be undertaken, and alternate methods of information transfer will be examined;

3. Public service performance standards will be applied to improve delivery of machines and books to readers, and operating procedures will be analyzed to ensure even more efficient use of funds and manpower resources; and

4. Quality control standards will be applied to all internal and external materials production systems.

Additional resources required in fiscal 1981 to accomplish these objectives and maintain the program at the FY 1980 level total $757,000. This includes $54,673 in mandatory salary cost and $702,327 in non-personal support cost. Conversion of eight positions from indefinite to permanent status is proposed to assure continuation of the current level effort.

LIBRARY OF CONGRESS
BOOKS FOR THE BLIND AND PHYSICALLY HANDICAPPED
SALARIES AND EXPENSES

Justification of Increases

	FY 1980		FY 1981		Increase	
	No.	Amount	No.	Amount	No.	Amount
A. Mandatory Increases (net)						+ $ 54,673

Increases:

1. Ingrades and reallocations ..... + $ 60,841

Funds are requested to cover within grade increases and reallocations as follows:

Salaries	$ 55,398
Personnel Benefits	5,443
	$ 60,841

2. Annualization of pay raises ..... + 3,600

This increase is necessary to provide for annualization of the 1980 pay raises for General Schedule employees, effective October 8, 1979, for employees in rates included in Public Law 96-86 (Continuing Resolution, Fiscal 1980), and for Wage Board employees effective in October 1979. Funds have been requested in the fiscal 1980 supplemental request to cover the increases from the effective dates through September 30, 1980.

Salaries	$ 3,400
Personnel Benefits	200
	$ 3,600

Decreases:

3. One less day ..... - $ 9,768

Fiscal 1980 had 262 days and fiscal 1981 will have 261 days.

Salaries	$ 8,880
Personnel Benefits	888
	$ 9,768

LIBRARY OF CONGRESS
BOOKS FOR THE BLIND AND PHYSICALLY HANDICAPPED

Justification of Increases

	FY 1980		FY 1981		Increase	
	No.	Amount	No.	Amount	No.	Amount
B. Permanent positions	116	$ 2,550,111	124	$2,716,852	+8	+$166,741
Indefinite positions	(25)	$ 428,392	(17)	$ 261,651	(-8)	-$166,741
	116	$ 2,978,503	124	$2,978,503	+8	---

The eight positions requested are not actual increases in staff but represent the conversion of eight essential positions in the NLS operation from indefinite to permanent status. These key positions have been filled for the past 1-3 years and the request to provide budgeted positions is an effort to accurately represent the personnel required for NLS to function effectively.

1. Quality control over materials ..... +5 + $102,712

Two Quality Assurance Technicians (Production Section) inspect and review braille and recorded books and magazines received from contractors to ensure conformance to technical specifications prior to production authorization. Such review involves control copies of 3,725 book and 89 magazine titles, which will result in a $12,000,000 production commitment. A Network Consultant performs monitoring visits, telephone contact and response to local concerns for cooperating network libraries. A Studio Director coordinates production of quality recordings; evaluation of voice audition; hiring of narrators, monitors and reviewers; scheduling of personnel; assigning materials for recording; and performing tests on the equipment. The Supervisory Librarian (Processing Section) directs the conversion to machine-readable form of thousands of titles in special format to provide bibliographic access and control over materials provided by the National Library Service for the Blind and Physically Handicapped and cooperating libraries.

LIBRARY OF CONGRESS
BOOKS FOR THE BLIND AND PHYSICALLY HANDICAPPED

Justification of Increases

	FY 1980		FY 1981		Increase	
	No.	Amount	No.	Amount	No.	Amount

B. Positions (continued)

2. Demands for service ..... +3 + $ 64,029

One Writer-Editor (Publication Services) coordinates the editing and production of music publications, bibliographies, and training manuals, handling in excess of 1,000 print pages during each year and developing required specifications and contracts for each item produced. One Writer-Editor coordinates the bimonthly magazine Talking Book Topics which has doubled in content since 1978. The Selection Assistant helps research and examine reviews for a large percentage of the 40,000 print items published annually and the ability to provide a consistent flow for an increased number of items into the NLS production system.

C. Non-personal services ..... $31,554,497 $32,256,824 + $ 702,327

Current Level ..... + $ 622,327

1. Travel and transportation of persons ... + $ 11,661

During fiscal year 1979, the Library experienced air fare increases plus a government-wide increase in per diem due to the addition of 69 new cities by GSA to its list of high cost cities. These increases were somewhat offset by requiring Library travelers to use Metroliner trains to New York City rather than higher cost air travel. This has resulted in a net increase for all travel in fiscal 1979 of approximately 15 percent. Therfore, based on these actual costs, we are requesting current level increases in 1981 of $11,061 for regular travel and $600 for attendance at meetings travel.

LIBRARY OF CONGRESS
BOOKS FOR THE BLIND AND PHYSICALLY HANDICAPPED

Justification of Increases

	FY 1980		FY 1981		Increase	
	No.	Amount	No.	Amount	No.	Amount

C. Non-personal services (continued)

Current Level (continued)

2. Printing and reproduction ..... + $342,739

Because of an actual increase of 21 percent in printing experienced during fiscal 1979, and increased size of the cassette catalogs, $324,739 is required. The Library has determined that the cost of labor and materials involved in the offset reproduction process has increased 33 percent between the rates charged for fiscal 1977 and the end of fiscal 1979; an increase of $18,000 is therefore requested.

3. Other services ..... + $267,927

a. Multistate Centers ..... + $153,904

A $153,904 increase for funding of four multistate centers--logistical support facilities--will cover actual cost incurred by those centers.

b. Public Education ..... + $ 49,034

To continue the division's public education program by replacing damaged exhibit units and other education materials, $49,034 is required.

c. Publication Contracts ..... + $ 64,989

Because of increased costs for maintaining a comprehensive mailing list of the total readership, $64,989 is required.

151-152.

LIBRARY OF CONGRESS
BOOKS FOR THE BLIND AND PHYSICALLY HANDICAPPED

Justification of Increases

	FY 1980		FY 1981		Increase	
	No.	Amount	No.	Amount	No.	Amount
C. Non-personal services (continued)						
Growing workload						+ $ 80,000
1. Other services		+ $ 80,000				
a. Research and Development		+ $ 80,000				

Cost considerations in manufacturing increasingly affect the cost of providing service. An additional research and development project is to determine if large-print materials produced for blind and visually handicapped readers are legible and useful.

570

LIBRARY OF CONGRESS
BOOKS FOR THE BLIND AND PHYSICALLY HANDICAPPED

Additional Information

Detail of New Positions

2 GS-7	Quality Assurance Technicians
2 GS-9	Writer-Editors
1 GS-12	Network Consultant
1 GS-11	Senior Selection Assistant
1 GS-7	Studio Director
1 GS-11	Supervisory Librarian (Processing)

The eight positions requested are not actual increases in staff but represent the conversion of eight essential positions in the NLS operation from indefinite to permanent status. These key positions have been filled for the past 1-3 years and the request to provide budgeted positions is an effort to accurately represent the personnel required for NLS to function effectively.

2 Quality Assurance Technicians

Contractors and volunteers currently produce approximately 750 braille books, 400 braille magazine issues, 1,750 recorded books, and 700 recorded magazine issues annually. All items must be reviewed by NLS staff for adherence to specifications before they are added to the collection, involving detailed quality assurance procedures to ensure careful, thorough review of these items. The quality assurance workload in braille has doubled, and the workload in recordings has increased by more that 400 percent since the last permanent staff additions were made in these areas. The addition of two indefinite Quality Assurance Technicians has enabled NLS to continue an effective quality control program, meet production time restrictions, and adequately perform and enforce new quality assurance requirements as stated in specifications. This requirement will continue and requires the support of two permanent positions to replace the two indefinite quality assurance technicians.

2 Writer-Editors

The bimonthly magazine Talking Book Topics and music publications have doubled in content since 1978. TBT is produced in large-print and recorded editions for a total of twelve separate issues a year. A companion bimonthly magazine edited by the TBT writer/editor is produced in large-print and braille editions for a total of twelve separate issues a year. This same writer/editor also translates and edits correspondence and book information in Spanish and French. A music writer/editor handles twenty-four separate issues of two bimonthly magazines produced in large-print, braille, and recorded formats. In addition, the music writer/editor handles

Additional Information

Detail of New Positions (continued)

eight separate issues of four catalogs and special publications such as brochures, instruction manuals, and articles and bibliographies. The music writer/editor also performs necessary editorial work for some 2,500 annotations entered into the database annually and published in magazines, bibliographies, and catalogs. These two writer/editor positions are required to assure that the workloads described are handled efficiently.

Network Consultant

Network consultant activities are a vital information and service link between NLS and the national network of approximately 56 regional and 102 subregional state and local libraries for the blind and physically handicapped. This involves NLS monitoring visits, daily telephone contact, and ongoing attention to local concerns and problems. In the past, these responsibilities were shared by five of the top professional staff members, who handled consultant duties in addition to their other primary supervisory and program responsibilities, such as Reference and Interlibrary Loan. These supervisors could not perform both functions simultaneously in an effective way; they were forced to sacrifice either attention to their essential primary workload or to important network concerns and problems that deserved thoughtful and immediate care and action. Thus, a full-time consultant was appointed on an indefinite basis in the spring of 1979. That person now works directly with 30 libraries in the northeastern regional of the U.S. and assists other staff members with network concerns in the remaining 128 libraries. Conversion of this position from indefinite to permanent is vital to continue effective management of NLS programs while maintaining strong ties and commitments to network agencies who act as the service arm of NLS.

Senior Selection Assistant

To insure timely responsiveness to patron reading needs, the process of selecting titles for production in braille or recorded media requires continuous interaction with blind and physically handicapped patrons, network librarians and other professionals. It also involves researching and examining reviews for a large percentage of 40,000 print items published annually and the ability to provide a consistent flow of items into the NLS production system. During the period 1975-1978 the annual number of titles provided by NLS grew from 2,000 to its present level of 2,500 with no increase in permanent staff to handle the increased selection workload. Backlogs developed in the system, manufacturing costs rose because of uneven flow, and delays in distribution of materials caused dissatisfaction among patrons. Two years ago, in an attempt to improve this situation, an indefinite position was added to support the activities of the two permanent staff involved in this process. As a result, a consis-

Additional Information

Detail of New Positions (continued)

tent level of quality selections are now introduced into the production system, backlogs have been eliminated, and the overall production time for a title reduced by six months. This has reduced complaints, improved patron satisfaction and has enabled NLS to achieve cost savings in its manufacturing operations. Permanent establishment of this position is vital to maintain a responsive effective selection program.

Studio Director

The NLS recording studio was built in FY 1972 through funds donated to the division for that specific purpose. At first volunteers were recruited to operate the facility. However, due to a government regulation, NLS was only allowed to utilize paid personnel. Realizing the importance of the studio, NLS hired an indefinite studio director and a number of part-time personnel (WAE) to produce the recordings. Through these years the NLS recording studio proved to be extremely valuable to NLS in recording rush materials; special projects; and for recording 10% of the materials to meet NLS' yearly production requirements. Since the NLS studio is typical of the ones used by the producers of NLS materials under contract, it serves as a model for developing and testing specifications for narration. A permanent studio director is essential in assisting NLS to produce quality recordings; evaluate voice auditions; hire narrators, monitors and reviewers; schedule personnel; assign materials for recording; make periodic performance tests on the equipment. It is anticipated that NLS will always need this capability.

Supervisory Librarian (Processing Section)

To provide quality library service to blind and handicapped individuals, NLS staff and reader service librarians need bibliographic access and control over the items in the NLS collection and knowledge of materials in collections of other organizations servicing the blind and handicapped. In 1974 funds were appropriated to permit NLS to modernize its bibliographic practices through automated techniques. At that time, an indefinite position was created to supervise these activities. To date, 30,000 titles have been reviewed, cataloged, converted to machine-readable form and published to readers and network librarians. This has doubled the size of the collection available for use and has provided improved access and control for all concerned. The permanent establishment of this position will permit continued developments in this area and further service benefits to NLS patrons.

54-689 - 80 - 37

573

LIBRARY OF CONGRESS
BOOKS FOR THE BLIND AND PHYSICALLY HANDICAPPED

Additional Information

Narrative and Tables -- Current Level

1. Travel ..... + $ 11,661

During fiscal 1979, the Library experienced air fare increases plus a government-wide increase in per diem due to the addition of 69 new cities by GSA to its list of high cost cities. These increases were somewhat offset by requiring Library travelers to use Metroliner trains to New York City rather than higher cost air travel. This has resulted in a net increase for all travel in fiscal 1979 of approximately 15 percent. Therefore, based on these actual costs, we are requesting current level increases in 1981 of $11,061 for regular travel and $600 for attendance at meetings travel.

2. Printing, Publications ..... + $324,739

The requested funds are required to provide current readers with large-print editions of a bimonthly magazine, subject bibliographies, and catalogs listing books and magazines in recorded and braille formats that can be borrowed through the talking-book and braille program. The change of $324,739 represents $263,693 for actual increase (21%) in costs and $61,046 for the increased size of the major catalog of cassette titles.

3. Other services ..... + $268,927

a. Public Education ..... + $ 49,034

The requested funds are required for exhibit repair, exhibit replacement, rental of exhibit space, and replacement of public education audio visual material to inform potential patrons about the availability of library services for blind and physically handicapped individuals. The change of $49,034 represents an inflationary increase of $3,084 (12% in FY 1980) for the ongoing exhibit program, an increase of $15,150 (15%) for public education programming, and $30,800 for replacement of twelve exhibits rotated among 160 network libraries across the country.

LIBRARY OF CONGRESS
BOOKS FOR THE BLIND AND PHYSICALLY HANDICAPPED

Additional Information

Narrative and Tables -- Current Level

3. Other services (continued)

b. Multistate Centers ..... + $153,904

FY 1981 costs to maintain existing operations at the FY 1980 level include:

10% inflation for personnel and overhead*	$ 44,000
5000 square feet per MSC, averaging $2.50 per square foot to house collections/equipment	50,000
Inspection and weeding program for existing materials (8 temporary staff, 2 for each MSC. each working 3 months, @ minimum 40 hours per week, minimum wage of $3.10)	11,904
Reinstate requirement for review, quality control, and evaluation of locally produced materials - @ 1 FTE per MSC $12,000	48,000
	$153,904

c. Publication Contracts ..... + $ 64,989

Funds in the amount of $314,875 are required to perform mailing list maintenance and operation for NLS publications. The increase of $64,989 includes $24,989, a 10% inflation increase, and $40,000 for increased operation costs for a revised automated system created in FY 1979. This system brings NLS/BPH into compliance with Joint Committee on Printing Regulations, i.e., ability to update and weed mailing lists annually. It is a consolidation of mailing list services for all publications and magazines provided to patrons. Operation includes more than 200,000 adds, deletes, and other transactions per year and production of more than two million mailing labels.

*Projected by current MSC Directors at the May 1979 MSC Directors' Meeting in Daytona Beach, Florida.

LIBRARY OF CONGRESS
BOOKS FOR THE BLIND AND PHYSICALLY HANDICAPPED

Additional Information

Narrative and Tables -- Growing Workload

Research and Development ..... + $ 80,000

It is important that large-print materials produced for blind and visually handicapped readers be legible and useful. No information currently exists which correlates print size with visual acuity. Denial of the increase will retard program improvements and continue some decision-making without adequate data.

LIBRARY OF CONGRESS
BOOKS FOR THE BLIND AND PHYSICALLY HANDICAPPED
SALARIES AND EXPENSES

Additional Information

New positions requested

Positions to be converted from indefinite to permanent

1	GS-12-3 Network Consultant	$ 26,349
1	GS-11-2 Senior Selection Assistant	21,298
1	GS-11-1 Supervisory Processing Librarian	20,611
1	GS-9-5 Writer Editor	19,307
1	GS-9-2 Writer Editor (Music)	17,603
1	GS-7-7 Quality Assurance Technician	16,709
1	GS-7-3 Studio Director	14,853
1	GS-7-3 Quality Assurance Technician	14,853
		$ 151,583
	Personnel Benefits	15,158
8	positions	$ 166,741

577

LIBRARY OF CONGRESS
BOOKS FOR THE BLIND AND PHYSICALLY HANDICAPPED
SALARIES AND EXPENSES

Additional Information

	1980 Estimate	1981 Estimate	1981 Increases Current Level	1981 Increases Growing Workload	1981 Increases Total
21A. Regular Travel	$ 74,339	$ 85,400	$ 11,061	$ ----	$ 11,061
21B. Attendance at Meetings	3,900	4,500	600	----	600
21C. Local Travel	285	285	----	----	----
22A. Transportation of Things	45,000	45,000	----	----	----
23A. Postage	43,000	43,000	----	----	----
23B. Local Telephone	21,500	21,500	----	----	----
23C. Long Distance Telephone	36,000	36,000	----	----	----
23D. Teletype, etc.	2,000	2,000	----	----	----
23E. Rental of Equipment	15,000	15,000	----	----	----
24E. Printing, Publications	1,255,680	1,580,419	324,739	----	324,739
24F. Printing, Forms	22,000	22,000	----	----	----
24L. Offset Reproduction	55,625	73,625	18,000	----	18,000
24M. Photoduplication	27,000	27,000	----	----	----
25A. Other Services, Misc.	10,000	10,000	----	----	----
25A-01 Other Serv - Public Education	178,700	227,734	49,034	----	49,034
25A-02 Other Serv - Natl Biblio Serv	95,377	95,377	----	----	----
25A-03 Other Serv - Inventory Control	57,000	57,000	----	----	----
25A-04 Other Serv - Multistate Centers	440,000	593,904	153,904	----	153,904
25E. Tuition and Training	8,000	8,000	----	----	----
25F. Professional & Consultant Services	12,000	12,000	----	----	----
25G. Repair to Machines	25,000	25,000	----	----	----
25H. Publication Contracts	249,886	314,875	64,989	----	64,989
25J. Research & Development	275,500	355,500	----	80,000	80,000
25Q. Data Base Subscriptions	15,000	15,000	----	----	----

LIBRARY OF CONGRESS
BOOKS FOR THE BLIND AND PHYSICALLY HANDICAPPED
SALARIES AND EXPENSES

Additional Information

	1980 Estimate	1981 Estimate	1981 Increases: Current Level	1981 Increases: Growing Workload	1981 Increases: Total
26A. Office Supplies	$ 17,000	$ 17,000	$ ----	$ ----	$ ----
26E. Pamphlets & Documents	67,500	67,500	----	----	----
26F. Needles, Spare Parts, etc.	767,500	767,500	----	----	----
31. Books & Library Materials	21,950	21,950	----	----	----
31D. Books in Raised Characters	3,255,252	3,255,252	----	----	----
31E. Sound Reproductions	12,287,265	12,287,265	----	----	----
31F. Replacement of Machines	11,755,875	11,755,875	----	----	----
31G. Testing Equipment	57,750	57,750	----	----	----
31J. Books - Music	356,613	356,613	----	----	----
Total, BBPH	$31,554,497	$32,256,824	$ 622,327	$ 80,000	$ 702,327

LIBRARY OF CONGRESS
BOOKS FOR THE BLIND AND PHYSICALLY HANDICAPPED
SALARIES AND EXPENSES

REPORT ON OBLIGATIONS BY QUARTER
Fiscal Year 1979

(in thousands of dollars)

Object Class	First Quarter	Second Quarter	Third Quarter	Fourth Quarter	Total	% 4th Qtr. To Total
11. Personnel compensation	$ 623	$ 632	$ 618	$ 640	$ 2,513	25%
12. Personnel benefits	54	55	53	54	216	25%
13. Benefits to former personnel	----	----	----	----	----	---
21. Travel and transportation of persons	21	21	25	17	84	20%
22. Transportation of things	11	13	11	10	45	22%
23. Rent, communications, and utilities	42	22	3	32	99	32%
24. Printing and reproduction	154	94	275	811	1,334	61%
25. Other services	96	1,516	802	733	3,147	23%
26. Supplies and materials	33	52	129	376	590	64%
31. Equipment	6,199	6,127	983	12,495	25,804	48%
42. Insurance claims and indemnities	----	----	----	----	----	---
Totals	$ 7,233	$ 8,532	$ 2,899	$ 15,168	$ 33,832	45%

LIBRARY OF CONGRESS
BOOKS FOR THE BLIND AND PHYSICALLY HANDICAPPED
SALARIES AND EXPENSES

REPORT ON OBLIGATIONS BY QUARTER
Fiscal Year 1980

(in thousands of dollars)

Object Class	First Quarter	Second Quarter	Third Quarter	Fourth Quarter	Total	% 4th Qtr. To Total
11. Personnel compensation	$ 600	$ 639	$ 743	$ 738	$ 2,720	27%
12. Personnel benefits	58	61	70	70	259	27%
13. Benefits to former personnel	---	---	---	---	---	---
21. Travel and transportation of persons	18	21	23	17	78	22%
22. Transportation of things	11	6	16	12	45	27%
23. Rent, communications, and utilities	72	1	1	44	118	37%
24. Printing and reproduction	156	40	331	833	1,360	61%
25. Other services	672	232	232	230	1,366	17%
26. Supplies and materials	60	52	205	535	852	63%
31. Equipment	7,283	6,793	1,230	12,429	27,735	45%
42. Insurance claims and indemnities	----	----	----	----	----	---
Totals	$ 8,930	$ 7,845	$ 2,850	$ 14,908	$ 34,533	43%

LIBRARY OF CONGRESS
BOOKS FOR THE BLIND AND PHYSICALLY HANDICAPPED
SALARIES AND EXPENSES

REPORT ON OBLIGATIONS BY QUARTER
Fiscal Year 1981

(in thousands of dollars)

Object Class	First Quarter	Second Quarter	Third Quarter	Fourth Quarter	Total	% 4th Qtr. To Total
11. Personnel compensation	$ 619	$ 655	$ 747	$ 748	$ 2,769	27%
12. Personnel benefits	60	62	71	71	264	27%
13. Benefits to former personnel	---	---	---	---	---	---
21. Travel and transportation of persons	20	25	24	21	90	23%
22. Transportation of things	11	6	16	12	45	27%
23. Rent, communications, and utilities	72	1	1	44	118	37%
24. Printing and reproduction	213	70	390	1,030	1,703	60%
25. Other services	874	280	280	280	1,714	16%
26. Supplies and materials	60	52	205	535	852	63%
31. Equipment	7,283	6,793	1,230	12,429	27,735	45%
42. Insurance claims and indemnities	----	----	----	----	----	---
Totals	$ 9,212	$ 7,944	$ 2,964	$ 15,170	$ 35,290	43%

582

Program and Financing (in thousands of dollars)

Identification code 03-0141-0-1-503		1979 actual	1980 est.	1981 est.
	Program by activities:			
	1. Direct service to users	29,214	29,453	29,932
	2. Support services	4,618	5,080	5,358
10.00	Total obligations	33,832	34,533	35,290
	Financing:			
25.00	Unobligated balance lapsing	904	0	0
	Budget authority	**34,736**	**34,533**	**35,290**
	Budget authority:			
40.00	**Appropriation**	**36,730**	**34,337**	**35,290**
41.00	**Transferred to other accounts**	**−1,994**	**0**	**0**
43.00	**Appropriated (adjusted)**	**34,736**	**34,337**	**35,290**
44.10	**Supplemental for wage-board pay raises**	**0**	**13**	**0**
44.20	**Supplemental for civilian pay raises**	**0**	**183**	**0**
	Relation of obligations to outlays:			
71.00	Obligations incurred, net	33,832	34,533	35,290
72.40	Obligated balance, start of year	22,117	28,682	20,720
74.40	Obligated balance, end of year	−28,682	−20,720	−21,181
77.00	Adjustments in expired accounts	426	0	0
90.00	Outlays, excluding pay raise supplemental	27,693	42,309	34,819
91.10	Outlays from wage-board pay raise supplemental	0	12	1
91.20	Outlays from civilian pay raise supplemental	0	174	9

Object Classification (in thousands of dollars)

Identification code 03-0141-0-1-503		1979 actual	1980 est.	1981 est.
	Personnel compensation:			
11.1	Permanent positions	2,399	2,204	2,405
11.3	Positions other than permanent	85	486	334
11.5	Other personnel compensation	29	30	30
	Total personnel compensation	2,513	2,720	2,769
12.1	Personnel benefits: Civilian	216	259	264
21.0	Travel and transportation of persons	84	78	90
22.0	Transportation of things	45	45	45
23.2	Communications, utilities, and other rent	99	118	118
24.0	Printing and reproduction	1,334	1,360	1,703
25.0	Other services	3,147	1,366	1,714
26.0	Supplies and materials	590	852	852
31.0	Equipment	25,804	27,735	27,735
99.0	Total obligations	33,832	34,533	35,290

Personnel Summary

Total number of permanent positions	116	116	124
Total compensable workyears	138	136	136
Full-time equivalent of other positions	(29)	(24)	(16)
Full-time equivalent of overtime and holiday hours	(1)	(1)	(1)
Average GS grade	8.64	8.77	8.79
Average GS salary	18,491	20,360	20,520
Average ungraded salary	14,448	15,939	15,939

COLLECTION AND DISTRIBUTION OF LIBRARY MATERIALS
(SPECIAL FOREIGN CURRENCY PROGRAM)

1980 Budget	$ 3,563,000
Proposed pay raise supplemental	17,000
1980 adjusted	$ 3,580,000
1981 Estimate	3,980,000
Net increase	+ 400,000

Summary

	FY 1980		FY 1981		Increase	
	No.	Amount	No.	Amount	No.	Amount
U. S. Dollar Support						
A. Mandatory increases	9	$ 339,900	9	$ 345,140		+$ 5,240
B. Non-personal services		53,000		66,760		+ 13,760
Subtotal, U. S. $	9	$ 392,900	9	$ 411,900		+$ 19,000
Foreign Currencies						
A. Egypt		$ 61,000		$ ----		-$ 61,000
B. India		2,587,000		2,965,000		+ 378,000
C. Pakistan		539,100		603,100		+ 64,000
Subtotal, Foreign Currency		$ 3,187,100		$ 3,568,100		+$ 381,000
Special Foreign Currency Program	9	$ 3,580,000	9	$ 3,980,000		+$ 400,000

Current level ..... + $ 400,000

LIBRARY OF CONGRESS
COLLECTION AND DISTRIBUTION OF LIBRARY MATERIALS
SPECIAL FOREIGN CURRENCY PROGRAM

General Statement

The Office of the Assistant Librarian for Processing Services provides for the acquisition and subsequent preparation of books and other library materials for use in the Library of Congress. It administers projects for the acquisition of library materials in India, Pakistan and Nepal with funds appropriated under the Special Foreign Currency Program since 1962. In these countries, foreign currencies which have accrued to the United States are utilized to sustain offices employing local staff, rent office space, purchase books, newspapers, journals and maps and ship sets of these materials to the Library of Congress and 38 American research libraries involved in area studies. Selected publications are sent to the National Library of Medicine and the National Agricultural Library, and, from the offices in India and Pakistan, 270 American libraries receive a selection of English Language monographs and serials. The Overseas offices produce and distribute bibliographic data on current publications of the countries in which they operate; these are invaluable aids to U.S. librarians and researchers throughout America.

Management objectives for this office in fiscal 1981 are directed primarily to continuing the Special Foreign Currency Program at its present level.

Additional resources required in fiscal 1981 to accomplish these objectives total $400,000. This amount will enable the Library to meet certain increased expenses caused by the current rate of inflation as reported by the American Embassies in India and Pakistan.

LIBRARY OF CONGRESS
COLLECTION AND DISTRIBUTION OF LIBRARY MATERIALS
(SPECIAL FOREIGN CURRENCY PROGRAM)

Justification of Increases

	FY 1980		FY 1981		Increase	
	No.	Amount	No.	Amount	No.	Amount
Increases - U. S. Dollar Support						
A. Mandatory Increases (net)						+ $ 5,240
1. Ingrades and reallocations						+ $ 6,130

Funds are requested to cover within grade increases and reallocations as follows:

Salaries	$ 5,575
Personnel Benefits	555
	$ 6,130

2. Annualization of pay raises ..... + 300

This increase is necessary to provide for annualization of the 1980 pay raises for General Schedule employees, effective October 8, 1979, and for employees in rates included in Public Law 96-86 (Continuing Resolution, Fiscal 1980). Funds have been requested in the fiscal 1980 supplemental request to cover the increases from the effective dates through September 30, 1980.

Salaries	$ 300

Decreases:

3. One less day ..... - $ 1,190

Fiscal 1980 had 262 days and fiscal 1981 will have 261 days.

Salaries	$ 1,081
Personnel Benefits	109
	$ 1,190

LIBRARY OF CONGRESS
COLLECTION AND DISTRIBUTION OF LIBRARY MATERIALS
(SPECIAL FOREIGN CURRENCY PROGRAM)

Justification of Increases

	FY 1980		FY 1981		Increase	
	No.	Amount	No.	Amount	No.	Amount
Increases - U.S. Dollar Support						
B. Non-personal services		$ 53,000		$ 66,700		+ $ 13,760
Current Level						+ $ 13,760

(1) Travel and transportation ... + $ 360

During fiscal 1979, the Library experienced air fare increases plus a government-wide increase in per diem due to the addition of 69 new cities by GSA to its list of high cost cities. These increases were somewhat offset by requiring Library travelers to use Metroliner trains to New York City rather than higher cost air travel. This has resulted in a net increase for all travel costs in fiscal 1979 of approximately 15 percent. Therefore, based on these actual costs, we are requesting current level increases in 1981 of $300 for regular travel and $60 for attendance at meetings travel.

(2) Other services ..... + $ 4,500

Based upon the State Department's estimate of an increase during FY81 in charges for Foreign Affairs Administrative Support, we are requesting an additional $4,500.

LIBRARY OF CONGRESS
COLLECTION AND DISTRIBUTION OF LIBRARY MATERIALS
(SPECIAL FOREIGN CURRENCY PROGRAM)

Justification of Increases

	FY 1980		FY 1981		Increase	
	No.	Amount	No.	Amount	No.	Amount

Increases - U.S. Dollar Support (continued)

B. Non-personal services (continued)

Current Level (continued)

(3) Supplies and materials ..... + $ 400

The Library has experienced actual increases in the cost of supplies and materials between fiscal years 1978 and 1979 of approximately 8.8 percent. A current level increase of $400 is therefore requested to offset these inflationary costs.

(4) Equipment ..... + $ 8,500

The sum of $8,500 is requested to purchase equipment for overseas offices which cannot be purchased overseas or, if available, is either so expensive or poorly made that purchase abroad is not in the interest of the government.

LIBRARY OF CONGRESS
COLLECTION AND DISTRIBUTION OF LIBRARY MATERIALS
(SPECIAL FOREIGN CURRENCY PROGRAM)

Justification of Increases

	FY 1980		FY 1981		Increase	
	No.	Amount	No.	Amount	No.	Amount
Increases - Foreign Currency (net)		$3,187,100		$3,568,100		+ $ 381,000

Increases

Current Level ..... + $ 471,000

India ..... + $387,000

Pakistan ..... + $ 84,000

An increase of approximately 15 percent is being requested in foreign currencies available to the Library in India and Pakistan. This amount is based upon the current rate of inflation as reported by the American Embassies in those two countries and would enable the special foreign acquisition programs there to be maintained at the same level as in fiscal year 1980.

Decreases

Current Level ..... - $ 90,000

Egypt ..... - $ 61,000

India ..... - $ 9,000

Pakistan ..... - $ 20,000

A reduction of $61,000 will result from the final phasing out of the foreign currency program in Egypt. $29,000 is being transferred to State Department for Foreign Affairs Administrative Support costs based on instructions from State.

LIBRARY OF CONGRESS
COLLECTION AND DISTRIBUTION OF LIBRARY MATERIALS
(SPECIAL FOREIGN CURRENCY PROGRAM)

Additional Information

U. S. and Foreign Currencies by Object Classification

	Fiscal 1980		Fiscal 1981		Increases/Decreases	
Object Classification	U. S. $	Foreign	U. S. $	Foreign	U. S. $	Foreign
Personnel Compensation	$311,990	$ 525,300	$316,784	$ 604,500	+$ 4,794	+$ 79,200
Personnel Benefits	27,910	66,000	28,356	76,000	+ 446	+ 10,000
Severance Pay	----	73,000	----	13,700	----	- 59,300
Travel	2,600	100,800	2,960	116,000	+ 360	+ 15,200
Transportation of Things	12,200	199,300	12,200	229,400	----	+ 30,100
Rent, Communications, and Utilities	4,000	231,900	4,000	266,900	----	+ 35,000
Printing and Reproduction ...	100	244,300	100	281,300	----	+ 37,000
Other Services	26,700	279,500	31,200	292,800	+ 4,500	+ 13,300
Supplies and Materials	4,600	107,400	5,000	123,600	+ 400	+ 16,200
Books and Library Materials .	1,200	1,265,300	1,200	1,455,200	----	+ 189,900
Equipment	1,600	94,300	10,100	108,700	+ 8,500	+ 14,400
	$392,900	$3,187,100	$411,900	$3,568,100	+$19,000	+$381,000
Total	$3,580,000		$3,980,000		+$400,000	

LIBRARY OF CONGRESS
COLLECTION AND DISTRIBUTION OF LIBRARY MATERIALS
(SPECIAL FOREIGN CURRENCY PROGRAM)

Additional Information

U. S. and Foreign Currencies by Country

	Fiscal 1980		Fiscal 1981		Increases/Decreases	
Country	U. S. $	Foreign	U. S. $	Foreign	U. S. $	Foreign
Egypt	$ ----	$ 61,000	$ ----	$ ----	$ ----	-$ 61,000
India	190,300	2,587,000	193,300	2,965,000	+ 3,000	+ 378,000
Pakistan	57,800	539,100	58,800	603,100	+ 1,000	+ 64,000
Subtotal	$248,100	$3,187,100	$252,100	$3,568,100	+$ 4,000	+$381,000
U. S. Costs	144,800	----	159,800	----	+ 15,000	----
	$392,900	$3,187,100	$411,900	$3,568,100	+$19,000	+$381,000
Total	$3,580,000		$3,980,000		+$400,000	

LIBRARY OF CONGRESS
COLLECTION AND DISTRIBUTION OF LIBRARY MATERIALS
(SPECIAL FOREIGN CURRENCY PROGRAM)

Additional Information

	1980 Estimate	1981 Estimate	1981 Increases: Current Level	1981 Increases: Growing Workload	1981 Increases: Total
U.S. Dollar Support					
11.1 Salaries and Compensation	$ 277,990	$ 282,784	$ 4,794	$ ----	$ 4,794
11.5 Other Personnel Compensation	34,000	34,000	----	----	----
12.1 Personnel Benefits	27,910	28,356	446	----	446
	339,900*	345,140	5,240	----	5,240
21A. Regular Travel	2,200	2,500	300	----	300
21B. Attendance at Meetings	400	460	60	----	60
22A. Transportation of Things	9,200	9,200	----	----	----
22B. Transportation of Household Effects	3,000	3,000	----	----	----
23C. Long Distance Telephone	3,300	3,300	----	----	----
23D. Teletype, etc.	700	700	----	----	----
24F. Printing, Forms	50	50	----	----	----
24M. Photoduplication	50	50	----	----	----
25D. Services of Other Agencies	25,500	30,000	4,500	----	4,500
25N. Storage of Household Effects	1,200	1,200	----	----	----
26A. Office Supplies	4,600	5,000	400	----	400
31. Books & Library Materials	1,200	1,200	----	----	----
31H. Equipment	1,600	10,100	8,500	----	8,500
	53,000	66,760	13,760	----	13,760
Total, U.S. $	$ 392,900	$ 411,900	$ 19,000	$ ----	$ 19,000

*includes $17,000 proposed pay supplemental

LIBRARY OF CONGRESS
COLLECTION AND DISTRIBUTION OF LIBRARY MATERIALS
(SPECIAL FOREIGN CURRENCY PROGRAM)

Additional Information

	1980 Estimate	1981 Estimate	1981 Increases Current Level	1981 Increases Growing Workload	1981 Increases Total
Egypt					
13.1 Severance Pay	$ 61,000	$ ----	$ -61,000	$ ----	$ -61,000
Total, Egypt	$ 61,000	$ ----	$ -61,000	$ ----	$ -61,000
India					
11.3A Salaries - Locals	$ 451,100	$ 518,800	$ 67,700	$ ----	$ 67,700
12.3A Personnel Benefits - Locals	57,100	65,700	8,600	----	8,600
13.1 Severance Pay	5,300	6,000	700	----	700
21 Travel	77,600	89,200	11,600	----	11,600
22 Transportation of Things	155,600	179,000	23,400	----	23,400
23 Rent, Communications, Utilities	190,300	218,900	28,600	----	28,600
24 Printing and Reproduction	177,800	204,500	26,700	----	26,700
25 Other Services	37,600	43,300	5,700	----	5,700
25D Services of Other Agencies	152,800	166,600	13,800	----	13,800
26 Supplies and Materials	91,400	105,000	13,600	----	13,600
31 Books and Library Materials	1,124,000	1,291,600	167,600	----	167,600
31H Equipment	66,400	76,400	10,000	----	10,000
Total, India	$2,587,000	$2,965,000	$ 378,000	$ ----	$ 378,000

LIBRARY OF CONGRESS
COLLECTION AND DISTRIBUTION OF LIBRARY MATERIALS
(SPECIAL FOREIGN CURRENCY PROGRAM)

Additional Information

	1980 Estimate	1981 Estimate	1981 Increases: Current Level	1981 Increases: Growing Workload	1981 Increases: Total
Pakistan					
11.3A Salaries - Locals	$ 72,200	$ 83,400	$ 11,200	$ ----	$ 11,200
11.5A Other Personnel Comp - Locals	2,000	2,300	300	----	300
12.3A Personnel Benefits - Locals	8,900	10,300	1,400	----	1,400
13.1 Severance Pay	6,700	7,700	1,000	----	1,000
21 Travel	23,200	26,800	3,600	----	3,600
22 Transportation of Things	43,700	50,400	6,700	----	6,700
23 Rent, Communications, Utilities	41,600	48,000	6,400	----	6,400
24 Printing and Reproduction	66,500	76,800	10,300	----	10,300
25 Other Services	26,600	30,700	4,100	----	4,100
25D Services of Other Agencies	62,500	52,200	-10,300	----	-10,300
26 Supplies and Materials	16,000	18,600	2,600	----	2,600
31 Books and Library Materials	141,300	163,600	22,300	----	22,300
31H Equipment	27,900	32,300	4,400	----	4,400
Total, Pakistan	$ 539,100	$ 603,100	$ 64,000	$ ----	$ 64,000
Total, Foreign	$3,187,100	$3,568,100	$ 381,000	$ ----	$ 381,000
Total	$3,580,000	$3,980,000	$ 400,000	$ ----	$ 400,000

LIBRARY OF CONGRESS
COLLECTION AND DISTRIBUTION OF LIBRARY MATERIALS
(SPECIAL FOREIGN CURRENCY PROGRAM)

REPORT ON OBLIGATIONS BY QUARTER
Fiscal Year 1979

(in thousands of dollars)

Object Class	First Quarter	Second Quarter	Third Quarter	Fourth Quarter	Total	% 4th Qtr. To Total
11. Personnel compensation	$ 130	$ 176	$ 188	$ 240	$ 734	33%
12. Personnel benefits	17	31	18	22	88	25%
13. Benefits to former personnel	----	----	----	-181	-181	-100%
21. Travel and transportation of persons	17	5	16	16	54	30%
22. Transportation of things	19	39	46	57	161	35%
23. Rent, communications, and utilities	77	123	42	51	293	17%
24. Printing and reproduction	26	61	71	59	217	27%
25. Other services	35	35	188	73	331	22%
26. Supplies and materials	10	22	20	49	101	48%
31. Equipment	393	255	285	304	1,237	24%
42. Insurance claims and indemnities	----	----	----	----	----	---
Totals	$ 724	$ 747	$ 874	$ 690	$ 3,035	23%

LIBRARY OF CONGRESS
COLLECTION AND DISTRIBUTION OF LIBRARY MATERIALS
(SPECIAL FOREIGN CURRENCY PROGRAM)

REPORT ON OBLIGATIONS BY QUARTER
Fiscal Year 1980

(in thousands of dollars)

Object Class	First Quarter	Second Quarter	Third Quarter	Fourth Quarter	Total	% 4th Qtr. To Total
11. Personnel compensation	$ 180	$ 206	$ 244	$ 310	$ 940	33%
12. Personnel benefits	21	37	23	27	108	25%
13. Benefits to former personnel	3	4	65	4	76	5%
21. Travel and transportation of persons	48	16	46	33	143	23%
22. Transportation of things	60	95	68	143	366	39%
23. Rent, communications, and utilities	49	58	71	119	297	40%
24. Printing and reproduction	61	78	68	98	305	32%
25. Other services	39	34	245	95	413	23%
26. Supplies and materials	18	29	43	58	148	39%
31. Equipment	421	613	397	477	1,908	25%
42. Insurance claims and indemnities	----	----	----	----	----	---
Totals	$ 900	$ 1,170	$ 1,270	$ 1,364	$ 4,704*	29%

* Includes fiscal 1979 carryover of $1,241,000, of which $302,000 is for the Cairo Office.

LIBRARY OF CONGRESS
COLLECTION AND DISTRIBUTION OF LIBRARY MATERIALS
(SPECIAL FOREIGN CURRENCY PROGRAM)

REPORT ON OBLIGATIONS BY QUARTER
Fiscal Year 1981

(in thousands of dollars)

Object Class	First Quarter	Second Quarter	Third Quarter	Fourth Quarter	Total	% 4th Qtr. To Total
11. Personnel compensation	$ 175	$ 212	$ 240	$ 294	$ 921	32%
12. Personnel benefits	18	32	28	26	104	25%
13. Benefits to former personnel	3	3	4	4	14	28%
21. Travel and transportation of persons	40	33	20	26	119	22%
22. Transportation of things	40	60	46	96	242	40%
23. Rent, communications, and utilities	38	50	75	108	271	40%
24. Printing and reproduction	63	61	70	87	281	31%
25. Other services	30	190	33	71	324	22%
26. Supplies and materials	16	32	23	58	129	45%
31. Equipment	425	370	386	394	1,575	25%
42. Insurance claims and indemnities	----	----	----	----	----	---
Totals	$ 848	$ 1,043	$ 925	$ 1,164	$ 3,980	29%

598

Program and Financing (in thousands of dollars)

Identification code 03–0144–0–1–503		1979 actual	1980 est.	1981 est.
	Program by activities:			
	1. Acquisition of books and other library materials:			
	(a) Egypt	413	363	0
	(b) India	1,906	3,238	2,965
	(c) Nepal	17	16	0
	(d) Pakistan	362	612	603
	(e) Burma	0	10	0
	2. Program support (U.S. dollars)	337	465	412
10.00	Total obligations	3,035	4,704	3,980
	Financing:			
21.40	Unobligated balance available, start of year	−802	−1,627	−503
24.40	Unobligated balance available, end of year	1,627	503	503
	Budget authority	**3,860**	**3,580**	**3,980**
	Budget authority:			
40.00	**Appropriation**	**3,860**	**3,563**	**3,980**
44.20	**Supplemental for civilian pay raises**	**0**	**17**	**0**
	Relation of obligations to outlays:			
71.00	Obligations incurred, net	3,035	4,704	3,980
72.40	Obligated balance, start of year	577	366	701
74.40	Obligated balance, end of year	−366	−701	−608
90.00	Outlays, excluding pay raise supplemental	3,246	4,353	4,072
91.20	Outlays from civilian pay raise supplemental	0	16	1

Object Classification (in thousands of dollars)

Identification code 03-0144-0-1-503		1979 actual	1980 est.	1981 est.
	Personnel compensation:			
11.1	Permanent positions	295	288	280
11.3	Positions other than permanent	395	609	602
11.5	Other personnel compensation	44	43	39
	Total personnel compensation	734	940	921
12.1	Personnel benefits: Civilian	88	108	104
13.0	Benefits for former personnel	−181	76	14
21.0	Travel and transportation of persons	54	143	119
22.0	Transportation of things	161	366	242
23.2	Communications, utilities, and other rent	293	297	271
24.0	Printing and reproduction	217	305	281
25.0	Other services	331	413	324
26.0	Supplies and materials	101	148	129
31.0	Equipment (books and library materials)	1,237	1,908	1,575
99.0	Total obligations	3,035	4,704	3,980

Personnel Summary

Total number of permanent positions	10	9	9
Total compensable workyears	10	9	9
Full-time equivalent of other positions	(12)	(17)	(19)
Full-time equivalent of overtime and holiday hours	(0)	(0)	(0)
Average GS grade	12.00	11.33	11.33
Average GS salary	$30,095	$31,231	$31,757

LIBRARY OF CONGRESS
FURNITURE AND FURNISHINGS

1980 Budget	$ 870,000
1981 Estimate	4,160,000
Net increase	+ 3,290,000

Summary

	FY 1980 Amount	FY 1981 Amount	Increase Amount
A. Regular Furniture & Furnishings			
1. Decreases			
a. Furniture & equipment for 1980 new positions			- $ 48,875
b. Typewriters for 1980 new positions			- 12,000
c. Special CRS typewriters			- 35,875
d. Purchase of non-recurring furniture & equipment			- 296,000
Total decreases			- $ 392,750
2. Increases			
a. Current level			+ $ 498,250
b. Growing workload			+ 1,184,500
Total increases			+ $1,682,750
Regular Furniture & Furnishings-Total	$ 641,000	$1,931,000	+ $1,290,000

601

LIBRARY OF CONGRESS
FURNITURE AND FURNISHINGS

A. Regular Furniture and Furnishings

General Statement

This appropriation provides funding for the purchase of furniture, furnishings, and equipment for most Library programs.

The total amount requested is $1,931,000. This provides for: (1) an increase of $251,750 for recurring furniture and equipment requirements, (2) $607,000 for non-recurring needs, (3) $24,000 for new and replacement equipment specifically required by overseas offices, and (4) $800,000 for additional shelving needed in the Thomas Jefferson Building.

602

LIBRARY OF CONGRESS
FURNITURE AND FURNISHINGS

A. Regular Furniture and Furnishings

Justification of Increases

	FY 1980 Amount	FY 1981 Amount	Increase Amount
1. Annual Furniture and Equipment			
Current level			+ $ 50,250
a. Typewriters		+ $ 14,250	
This increase reflects a 10 percent cost increase for replacement typewriters.			
b. Special CRS Typewriters		+ $ 36,000	
This request is made to provide for the replacement of 35 typewriters used by the CRS research staff; these machines are no longer serviceable.			
Growing workload			+ $ 201,500
a. Typewriters		+ $ 76,000	
This increase is requested to provide selected new positions with typewriters.			
b. Furniture and Equipment		+ $ 125,500	
This increase is requested to provide furniture for 102 new positions.			

603

LIBRARY OF CONGRESS
FURNITURE AND FURNISHINGS

A. Regular Furniture and Furnishings

Justification of Increases

	FY 1980 Amount	FY 1981 Amount	Increase Amount
2. Non-recurring Furniture and Equipment			
Current level			+ $ 425,000

a. Microfilm Equipment ..... + $ 53,000

Of the total amount requested $35,000 is needed to provide Research Services with 14 storage cabinets to house the accumulation of collections, and 9 microfilm readers to replace obsolete equipment and allow access to materials presently unaccessible due to limited equipment. $11,000 is needed for 16 storage cabinets and 4 microfiche readers for the Science and Technology Division. The remaining sum of $7,000 will provide 6 microfilm readers to the Copyright Office and 1 to the MARC Editorial Division.

b. Book, Basket and Map Trucks ..... + $ 2,000

This sum is to provide 11 book trucks for the transportation of materials by Processing Services.

c. Other Filing Equipment ..... + $ 29,000

Of the funds requested, $22,000 is needed by CRS to store computer printouts for ready accessibility. The remaining $7,000 is required to provide other necessary storage facilities.

d. Map Cabinets ..... + $ 10,000

$8,000 is required by the Geography and Map Division for 40 cases to relieve congested and overloaded cabinets and provide for the continuing growth of the collections. The remaining $2,000 is needed to provide nine map cases (one for each CRS division) to house the growing collections of map materials used in public affairs analysis.

604

54-689 - 80 - 39

A. Regular Furniture and Furnishings

Justification of Increases

	FY 1980 Amount	FY 1981 Amount	Increase Amount

2. Non-recurring Furniture and Equipment (continued)

e. Equipment and Office Machines ..... + $ 57,000

Of the total amount requested $19,000 is needed to provide 63 replacement calculators. The remaining sum is requested for various equipment throughout the Library to include such items as numbering machines, mailing equipment, and dictating equipment.

f. Audio-Visual Equipment ..... + $ 2,000

The Copyright Office presently accepts cassette tape copies for registration of literary material as permitted under the new law; however, no equipment is available for examination. Cassette equipment ($700) is needed to perform this function. $900 is requested to replace a badly worn tape recorder in the Hispanic Division. The remaining sum of $400 is requested for two slide and filmstrip viewers required by the Copyright Examining Division.

g. Maintenance Equipment ..... + $ 24,000

The total amount requested is to provide equipment required for buildings and grounds maintenance. Included is a lawn tractor ($11,500) which will replace equipment which is no longer economically repairable, and various items of cleaning equipment (12 buffers, 3 water vacuums, 4 mop tanks, and 20 trash trucks) ($12,500).

A. Regular Furniture and Furnishings

Justification of Increases

	FY 1980 Amount	FY 1981 Amount	Increase Amount

2. Non-recurring Furniture and Equipment (continued)

h. Modular System Acoustical Dividers ..... + $ 216,000

Major staff relocations from rental spaces are planned for completion in fiscal 1981. The first installation of a modular system of acoustical dividers is planned for offices moving from rental space to the Thomas Jefferson Building. Where possible, this system will be used in lieu of floor-to-ceiling partitions and will obviate the need for some other kinds of construction work by providing built-in electrical capability and by providing channeling for telephone cabling. The ability to transform space in response to changes in staff patterns is greatly enhanced. Existing furniture will be replaced, as appropriate, with more efficient components compatible with the modular system of acoustical dividers. Modular systems have been used throughout the Madison Building and their use in the Library of Congress and Thomas Jefferson Buildings will help maintain a degree of uniformity throughout the three buildings. Existing bank-type partitions and furniture will be used throughout the buildings until they can be gradually replaced. The amount requested is an initial installment to begin meaningful replacements in the Thomas Jefferson Building for 200 to 250 of the occupants on the second and third floors.

i. Venetian Blinds ..... + $ 5,000

The total amount requested is needed to provide 100 replacement venetian blinds for the Thomas Jefferson Building study rooms. The present blinds are unsightly and beyond repair.

A. Regular Furniture and Furnishings

Justification of Increases

	FY 1980 Amount	FY 1981 Amount	Increase Amount

2. Non-recurring Furniture and Equipment (continued)

j. Materials Handling Equipment ..... + $ 4,000

Of the amount requested, $3,400 is for a portable loading dock for the Buildings Management Division to load and unload materials at the Thomas Jefferson Building. This work currently requires several people and the use of manually operated materials handling equipment. The remainder ($600) is needed to provide the Catalog Publication Division with materials handling equipment required for loading and unloading of materials.

k. Security Equipment ..... + $ 23,000

This sum is needed for security equipment required to monitor exhibit cases housing valuable collections.

Growing workload ..... + $ 182,000

a. Microfilm Equipment ..... + $ 74,000

Of the total amount requested $48,500 is needed to provide 25 pieces of microfilm equipment for use in Capitol Hill centers for reading and printing of research and reference materials presently available only in miniature format. This equipment will permit direct congressional access in CRS reference centers. $11,500 is required for two microfilm reader printers for the Geography and Map Division and the Prints and Photographs Division in order to provide readers with microfilm prints for a fee. $13,500 is to provide Research Services with 28 pieces of equipment to facilitate staff access to heavily used collections and to accommodate increased patronage. The remaining sum of $500 is needed for equipment to store the microfiche and microfilm collection in the Performing Arts Library.

LIBRARY OF CONGRESS
FURNITURE AND FURNISHINGS

A. Regular Furniture and Furnishings

Justification of Increases

	FY 1980 Amount	FY 1981 Amount	Increase Amount

Non-recurring Furniture and Equipment (continued)

b. Book, Basket and Map Trucks ..... + $ 14,000

The sum is required to provide 67 new book trucks for Research Services to move materials within the Library to accommodate the expanded deck area for book and material retrieval capacity and for use in the Collections Management Division's Inventory Project.

c. Other Filing Equipment ..... + $ 4,000

This request is for the provision of 9 printout storage bins required in connection with the decentralization of the MARC Editorial Division's verification operation for monograph and name authority records being converted to machine readable form.

d. Exhibit Equipment ..... + $ 56,000

Of the total amount requested $54,275 is needed for the acquisition of hand tools and equipment required by the shop and staff of exhibit technicians for their operations. An additional $1,725 is to provide for a stand to display large prints.

e. Work Stations ..... + $ 16,000

The requested amount is to provide 30 workstations in Research Services.

f. Maintenance Offices (Architect's Office) + $ 3,000

This request is for the provision of 5 drafting tables required by various maintenance offices in the Library.

LIBRARY OF CONGRESS
FURNITURE AND FURNISHINGS

A. Regular Furniture and Furnishings

Justification of Increases

	FY 1980 Amount	FY 1981 Amount	Increase Amount

2. Non-recurring Furniture and Equipment (continued)

g. Security Equipment ..... + $ 15,000

This sum is required to provide for a closed circuit television monitoring system for exhibits in the Great Hall.

3. Furniture and Equipment - Overseas Offices

Current level ..... + $ 23,000

Of the total amount requested, $21,500 is required to replace station wagons (1 each for the Nairobi and Cairo offices). These vehicles meet the replacement criteria as established in the Federal property management regulations. Also required in the Nairobi office are a clothes washer and dryer to replace similar items already requiring extensive repair.

Growing workload ..... + $ 1,000

This request is for the provision of a microfiche reader required by the Nairobi office to scan National Union Catalog fiche.

609

LIBRARY OF CONGRESS
FURNITURE AND FURNISHINGS

A. Regular Furniture and Furnishings

Justification of Increases

	FY 1980 Amount	FY 1981 Amount	Increase Amount
4. Thomas Jefferson Building Shelving			
Growing workload			+ $. 800,000

When the Thomas Jefferson Building was opened in 1939, some of the bookstack areas were left unfinished. During the years some of the bookstack areas have been used for staff work areas or for collections not requiring conventional shelving, such as maps, posters, and photograph files. As the collections have grown some new bookstack equipment has been funded, but the final equipping of the bookstacks has had to be delayed until the Madison Building was finished.

By fiscal 1981 the staff and special collections now in six bookstack areas of the Jefferson Buidling will have been moved to the Madison Building, so equipping of the six bookstacks can begin. Funds in the amount of $800,000 are requested for approximately 100,000 linear feet of shelving. This added shelving capacity will alleviate severely crowded shelving conditions, allow for the return to Capitol Hill of important collections from remote locations, and facilitate the shifting of Library collections made possible by the long-awaited move to the Madison Building and the Library's plans to make collections more readily available to Library users.

610

LIBRARY OF CONGRESS
FURNITURE AND FURNISHINGS

A. Regular Furniture and Furnishings

Additional Information

	1980 Estimate	1980 Budget	1981 Estimate	1981 Increases: Current Level	1981 Increases: Growing Workload	1981 Increases: Total
31H-B Typewriters	$ 153,750	$ 140,750	$ 231,000	$ 14,250	$ 76,000	$ 90,250
31H-B Special CRS Typewriters	35,875	----	36,000	36,000	----	36,000
31H-C Annual Furniture	155,375	107,500	233,000	----	125,500	125,500
31H-D Non-recurring furniture	(296,000)	(----)	(607,000)	(425,000)	(182,000)	(607,000)
31H-DA Catalog Card Cases	104,000	----	----	----	----	----
31H-DC Microfilm Equipment	22,000	----	127,000	53,000	74,000	127,000
31H-DD Book, Basket & Map Trucks	5,000	----	16,000	2,000	14,000	16,000
31H-DF Other Filing Equipment	24,000	----	33,000	29,000	4,000	33,000
31H-DG Map Cabinets	----	----	10,000	10,000	----	10,000
31H-DH Equip & Office Machines	20,000	----	57,000	57,000	----	57,000
31H-DL Audio-Visual Equipment	119,000	----	2,000	2,000	----	2,000
31H-DN Exhibit Equipment	----	----	56,000	----	56,000	56,000
31H-DT Maintenance Equipment	----	----	24,000	24,000	----	24,000
31H-DU Work Stations	2,000	----	232,000	216,000	16,000	232,000
31H-DV Venetian Blinds	----	----	5,000	5,000	----	5,000
31H-DW Materials Handling Equip	----	----	4,000	4,000	----	4,000
31H-DX Maintenance Offices (AoC) F&E	----	----	3,000	----	3,000	3,000
31H-DY Security Equipment	----	----	38,000	23,000	15,000	38,000
31H-G Furnishings & Equipment (Overseas Offices)	----	----	24,000	23,000	1,000	24,000
31H-H TJB Shelving	----	----	800,000	----	800,000	800,000
Total, F&F Regular	$ 641,000	$ 248,250	$1,931,000	$498,250	$1,184,500	$1,682,750

1980 budget: non-recurring items deducted: Typewriters $48,875; Annual furniture $47,875; Non-recurring $296,000; for a total of $392,750.

LIBRARY OF CONGRESS
FURNITURE AND FURNISHINGS

Summary

	FY 1980 Amount	FY 1981 Amount	Increase Amount
B. James Madison Memorial Building			
1. Increases			
a. Conventional bookshelves			+ $ 300,000
b. Special purpose furniture and equipment			+ 500,000
c. Office furniture			+ 1,200,000
Total increases			+ $2,000,000
James Madison Memorial Building-Total	$ 229,000	$2,229,000	+ $2,000,000
Net increase, Furniture & Furnishings	$ 870,000	$4,160,000	+ $3,290,000

612

B. James Madison Memorial Library Building

General Statement

Since fiscal 1973 the Library of Congress has requested funds under several categories for the furniture and equipment needed for the new Madison Building and not covered in the construction contracts handled by the Architect of the Capitol. The Library is responsible for requesting appropriations for and procuring such things as bookshelves, card catalogs, movable partitions not attached to the building structure, carpeting, reading room furniture, special purpose equipment, and general office furniture. It is our objective to provide a working environment in the Madison Building that is consistent with the architecture and one that supports the efficiencies to be derived from the expanded space provided. Not only should the building relieve present overcrowding, but it should enhance the working environment in every possible way.

Funds available for expenditure during fiscal years 1973 through 1979 have totaled $24,248,000 for the several categories of equipment and furniture. Procurements could not begin on most categories, however, until occupancy was certain, but all major procurements are now under contract. Such contracts reflect rising costs and have resulted in decreased quantities of some important items required for the proper use of the new building. Occupancy of the Madison Building is scheduled for late 1979 or early 1980 and will continue in phases for at least a year. Over 4,000 staff members and collections of some 50,000,000 pieces will be moved into Madison from the two buildings on Capitol Hill and from five rental buildings in the District, Maryland, and Virginia.

The objective for fiscal 1981 is to complete the procurement of equipment and furnishings for the Madison Building.

Additional resources required in fiscal 1981 to accomplish this objective total $2,000,000. This amount will provide for the procurement of additional bookshelving, map cases, microfilm viewing machines and storage files, reading room furniture, and general office furniture.

LIBRARY OF CONGRESS
FURNITURE AND FURNISHINGS

B. James Madison Memorial Library Building

Justification of Increases

	FY 1980 Amount	FY 1981 Amount	Increase Amount
Current level			+ $2,000,000

For conventional bookshelving, originally requested in fiscal 1974 and 1978, the delays in building construction have resulted in higher costs of approximately ten percent. In order to complete the procurement of bookshelving for the Madison Building, an additional $300,000 is requested. Further funds are also needed for such special purpose furniture as that for the initial equipping of the preservation and restoration laboratories, microform viewing machines and storage files, public address equipment in public meeting rooms, reading room furntiure, staff lockers, a closed circuit television surveillance system, and miscellaneous items needed to operate the new building. Although planned in the original budgets, many of these items have increased in cost from the time of earlier appropriations. Funds of $500,000 are requested.

The costs of general office furniture were originally estimated at $7,500,000 of which amount $5,700,000 has been made available through appropriations. The Congress directed the deferral of additional funding until after occupancy of the Madison Building, but as occupancy proceeds it is clear that further furniture purchases are necessary to achieve efficient office layouts in the new space and to provide a suitable working environment. Much existing furniture will be moved into the Madison Building, but replacement furniture has been long deferred in many offices in anticipation of furnishings for the new building. Funds of $1,200,000 are requested.

B. James Madison Memorial Library Building

Additional Information

	1980 Estimate	1981 Estimate	1981 Increases: Current Level	1981 Increases: Growing Workload	1981 Increases: Total
31H-E3 Conventional Bookshelves	$ ----	$ 300,000*	$ 300,000	$ ----	$ 300,000
31H-F1 Special Purpose F & E	----	500,000*	500,000	----	500,000
31H-F2 Office Furniture	----	1,200,000*	1,200,000	----	1,200,000
Total, F&F JMMB	$ ----	$2,000,000*	$2,000,000	$ ----	$2,000,000

* Non-recurring.

LIBRARY OF CONGRESS
FURNITURE AND FURNISHINGS

B. James Madison Memorial Library Building

Additional Information

Summary of JMMB Furniture Funding

Appropriated fiscal years 1973 through 1980:

Compact bookshelves	$ 6,850,000	
Conventional bookshelves	3,580,000	
Card catalogs	2,000,000	
Carpeting	1,376,000	
Interior partitions	380,000	
Reading room furniture	390,000	
Cafeteria furniture	150,000	
Conference and meeting room furniture	136,000	
Special purpose furniture	3,686,000	
Office furniture	5,700,000*	$24,248,000

Appropriations requested in fiscal 1981:

Conventional bookshelves	$ +300,000	
Special purpose furniture	+500,000	
Office furniture	+1,200,000	+2,000,000

Total Appropriations, JMMB Furnishings	$26,248,000
Less: Section 311 reduction	-800,000
Net available for expenditure	$25,448,000

* Of a fiscal 1979 appropriation of $3,000,000 for this category, $800,000 was returned to the Treasury under provisions of Section 311 of Public Law 95-391.

LIBRARY OF CONGRESS
FURNITURE AND FURNISHINGS

REPORT ON OBLIGATIONS BY QUARTER
Fiscal Year 1979

(in thousands of dollars)

Object Class	First Quarter	Second Quarter	Third Quarter	Fourth Quarter	Total	% 4th Qtr. To Total
11. Personnel compensation	$ 59	$ 58	$ 59	$ 59	$ 235	25%
12. Personnel benefits	5	5	4	5	19	26%
13. Benefits to former personnel	----	----	----	----	----	---
21. Travel and transportation of persons	3	----	1	1	5	20%
22. Transportation of things	----	----	1	1	2	50%
23. Rent, communications, and utilities	7	----	----	----	7	---
24. Printing and reproduction	----	----	----	----	----	---
25. Other services	8	4	20	6	38	16%
26. Supplies and materials	----	----	----	----	----	---
31. Equipment	1,555	2,054	2,705	2,812	9,126	31%
42. Insurance claims and indemnities	----	----	----	----	----	---
Totals	$ 1,637	$ 2,121	$ 2,790	$ 2,884	$ 9,432	31%

LIBRARY OF CONGRESS
FURNITURE AND FURNISHINGS

REPORT ON OBLIGATIONS BY QUARTER
Fiscal Year 1980

(in thousands of dollars)

Object Class	First Quarter	Second Quarter	Third Quarter	Fourth Quarter	Total	% 4th Qtr. To Total
11. Personnel compensation	$ 88	$ 90	$ 90	$ 90	$ 358	25%
12. Personnel benefits	4	4	5	5	18	28%
13. Benefits to former personnel	---	---	---	---	---	---
21. Travel and transportation of persons	---	---	---	---	---	---
22. Transportation of things	---	---	---	---	---	---
23. Rent, communications, and utilities	1	---	---	---	1	---
24. Printing and reproduction	---	---	---	---	---	---
25. Other services	7	3	17	5	32	16%
26. Supplies and materials	---	---	---	---	---	---
31. Equipment	1,753	5,000	2,767	767	10,287	7%
42. Insurance claims and indemnities	----	----	----	----	----	---
Totals	$1,853	$5,097	$2,879	$ 867	$10,696	8%

LIBRARY OF CONGRESS
FURNITURE AND FURNISHINGS

REPORT ON OBLIGATIONS BY QUARTER
Fiscal Year 1981

(in thousands of dollars)

Object Class	First Quarter	Second Quarter	Third Quarter	Fourth Quarter	Total	% 4th Qtr To Total
11. Personnel compensation	$ 54	$ 54	$ 54	$ 54	$ 216	25%
12. Personnel benefits	4	3	3	3	13	23%
13. Benefits to former personnel	---	---	---	---	---	---
21. Travel and transportation of persons	---	---	---	---	---	---
22. Transportation of things	---	---	---	---	---	---
23. Rent, communications, and utilities	---	---	---	---	---	---
24. Printing and reproduction	---	---	---	---	---	---
25. Other services	---	---	---	---	---	---
26. Supplies and materials	---	---	---	---	---	---
31. Equipment	2,000	644	644	643	3,931	16%
42. Insurance claims and indemnities	---	---	---	---	---	---
Totals	$2,058	$ 701	$ 701	$ 700	$4,160	17%

Program and Financing (in thousands of dollars)

Identification code 03–0146–0–1–503		1979 actual	1980 est.	1981 est.
	Program by activities:			
	1. Regular furniture and furnishings:			
	(a) Repair and replacement furniture and furnishings	399	470	746
	(b) New furniture and furnishings	811	171	1,185
	2. James Madison Memorial Building, furniture and furnishings	8,222	10,055	2,229
10.00	Total obligations	9,432	10,696	4,160
	Financing:			
21.40	Unobligated balance available, start of year	−12,494	−10,626	−800
24.40	Unobligated balance available, end of year	10,626	800	800
25.00	Unobligated balance lapsing	130	0	0
40.00	**Budget authority (appropriation)**	**7,694**	**870**	**4,160**
	Relation of obligations to outlays:			
71.00	Obligations incurred, net	9,432	10,696	4,160
72.40	Obligated balance, start of year	6,600	11,712	563
74.40	Obligated balance, end of year	−11,712	−563	−212
77.00	Adjustments in expired accounts	−14	0	0
90.00	Outlays	4,306	21,845	4,511

Object Classification (in thousands of dollars)

Identification code 03–0146–0–1–503		1979 actual	1980 est.	1981 est.
11.3	Personnel compensation: Positions other than permanent	235	358	216
12.1	Personnel benefits: Civilian	19	18	13
21.0	Travel and transportation of persons	5	0	0
22.0	Transportation of things	2	0	0
23.2	Communications, utilities, and other rent	7	1	0
25.0	Other services	38	32	0
31.0	Equipment:			
	Typewriters	137	190	267
	Annual furniture and equipment	190	155	233
	Nonrecurring equipment	878	296	1,407
	Furniture and equipment for overseas offices	5	0	24
	Shelving equipment for the Madison Building	1,364	2,846	0
	Model furniture for the Madison Building	9	5	0
	Furnishings for the Madison Building	6,543	6,795	2,000
99.0	Total obligations	9,432	10,696	4,160

54-689 - 80 - 40

Request to increase the authorization for expenses of attendance at meetings from $123,250 to $150,620, of which $55,660 is for the Congressional Research Service.

Increase by fund are as follows:

	Current Level	Growing Workload	Total
Salaries and Expenses:			
Library of Congress	$ 9,315	$ 6,285	$15,600
Copyright Office	1,450	----	1,450
Books for the Blind and Physically Handicapped	600	----	600
Special Foreign Currency Program (U. S. $)	60	----	60
Subtotal	$ 11,425	$ 6,285	$17,710
Congressional Research Service	9,660	----	9,660
Total increases	$ 21,085	$ 6,285	$27,370

The Current Level increase of $11,425 is to provide for increases in air fare and per diem rates which amount to 15 percent.

The Current Level increase of $9,660 for the Congressional Research Service will provide for the 15 percent increase in air fares and per diem rates experienced in fiscal 1979 ($6,900) and for a 6 percent increase in air fares experienced in fiscal 1978 ($2,760).

The Growing Workload increase of $6,285 is requested to provide better reference and information services through contacts with other libraries, government units, and professional organizations by professional staff attendance at meetings of library information science and subject specialization organizations and to provide for 5 additional trips by staff composed of both librarians and computer specialists in network development.

U.S. GOVERNMENT PRINTING OFFICE—SUMMARY OF APPROPRIATIONS REQUESTED

	Fiscal year 1980		Fiscal year 1981 requested
	Requested	Approved	
Congressional printing and binding	$76,212,000	$74,500,000	$85,400,000
Printing and binding	15,722,000	12,500,000	16,850,000
Superintendent of Documents, S & E	[1] 24,228,000	23,000,000	26,200,000
Site acquisition and building design	19,396,000	([2])	20,869,000
Deficiency—Congressional printing and binding			[3] 4,578,000
Deficiency—Printing and binding	[5] 3,819,000	1,146,000	[4] 5,295,000
Total	$139,377,000	$111,146,000	$159,192,000

[1] Fiscal year 1980 request includes the proposed supplementals for civilian pay increases ($401,000) and special sales postage ($790,000).
[2] This request was not considered because authorizing legislation was not available.
[3] This request includes $3,400,000 for fiscal year 1978 and $1,178,000 for fiscal year 1980.
[4] This request includes $2,423,000 for fiscal year 1979 and $2,872,000 for fiscal year 1980.
[5] This request included funding for fiscal years 1978 and 1979 of which $1,146,000 was approved for fiscal year 1978.

GOVERNMENT PRINTING OFFICE

Congressional Printing and Binding

For authorized printing and binding for the Congress; for printing and binding for the Architect of the Capitol; expenses necessary for preparing the semimonthly and session index to the Congressional Record, as authorized by law (44 U.S.C. 902); and printing and binding of Government publications authorized by law to be distributed to Members of Congress, [$74,500,000] *$89,978,000: Provided,* That this appropriation shall not be available for printing and binding part 2 of the annual report of the Secretary of Agriculture (known as the Yearbook of Agriculture): *Provided further,* That this appropriation shall be available for the payment of obligations incurred under the appropriations for similar purposes for preceding fiscal years. (Continuing Appropriations, 1980.)

Congressional printing and binding estimated requirements for fiscal year 1981

A. Congressional Record program	$4,712,000
B. Miscellaneous publications	6,180,000
C. Committee prints	9,052,000
D. Miscellaneous printing and binding	8,580,000
E. Details to Congress	5,980,000
F. Franked envelopes and document franks	1,281,000
G. House and Senate business calendars	2,808,000
H. Bills, resolutions, and amendments	11,725,000
I. Committee reports	4,747,000
J. Documents	2,128,000
K. Hearings	28,207,000
Subtotal	85,400,000
For the payment of obligations incurred under the appropriations for similar purposes for preceding fiscal years	4,578,000
Total	$89,978,000

SUMMARY AND JUSTIFICATION OF APPROPRIATION ESTIMATES FOR CONGRESSIONAL PRINTING AND BINDING, FISCAL YEAR 1981

The estimates for congressional printing and binding are to provide funds with which to pay for the cost of printing and binding required for the use of Congress.

The total amount requested for congressional printing and binding for fiscal year 1981 is $85,400,000 compared to $74,500,000 appropriated last year.

The requirements for the Congressional Printing and Binding Appropriation for fiscal year 1981 are described below by category. Detailed supportive information is provided on page II–4 for total costs, on page II–4 for rates, and on pages II–5 and II–6 for volume.

A. *Congressional Record Program.*—The proceedings of the Senate and House of Representatives are printed daily in the Congressional Record. Approximately 5,800 copies are printed daily and distributed for Congressional use as provided by law (44 U.S.C. 906), and are charged to the appropriation for Congressional Printing and Binding. There are also printed daily about 27,000 additional copies that are not charged to the Congressional Printing and Binding Appropriation. These copies are delivered and charged to Government departments on requisition, to the Superintendent of Documents for sale to subscribers, and to recipients as authorized by law which are paid for from the Printing and Binding Appropriation. After the close of each session, the daily proceedings are consolidated, indexed, and about 1,500 copies printed as the bound edition of the Record. About 1,300 of these sets are distributed to departments, depository libraries, public sales, and recipients other than Congress by law. In addition to the printed sets, there are approximately 650 sets of the bound edition that are produced in microfiche for depository libraries. An estimated 42,800 pages will be required in fiscal year 1981 and the cost will be approximately $4.7 million.

B. *Miscellaneous publications.*—This item includes printed matter such as the Congressional Directory, Senate and House Journals, memorial addresses of Members, nominations, United States Code and supplements, and publications not carrying a document or report number, such as laws, treaties, and similar publications. An estimated $6.2 million will be required in fiscal year 1981 for approximately 60,000 pages.

C. *Committee prints.*—This item includes publications printed for the internal use of committees on pending legislation. The estimate for fiscal year 1981 is $9.1 million for 124,000 pages.

D. *Miscellaneous printing and binding.*—This item includes letterheads, envelopes, blank paper, wall calendars, miscellaneous

blank forms, and binding for both Houses. The estimate for fiscal year 1981 is $8.6 million for 165 million units.

E. *Details to Congress.*—This item includes the cost for GPO employees detailed to Congress. The estimated cost for fiscal year 1981 is $6.0 million.

F. *Franked envelopes and document franks.*—Franked envelopes are furnished to Senators and Representatives for the mailing of speeches and documents. Franks are printed individually or in sheets with perforations and are furnished to Members for the mailing of documents. An estimated $1.2 million will be needed in fiscal year 1981 for approximately 63 million envelopes at a cost of $1.1 million and 6.7 million franks at a cost of $.1 million.

G. *House and Senate business calendars.*—This heading covers the printing of all House and Senate committee and business calendars which list the actions on pending and completed legislation. An estimated $2.8 million will be required in fiscal year 1981 for approximately 54,000 pages.

H. *Bills, resolutions, and amendments.*—This heading covers the printing of bills, resolutions, and amendments in all forms, including the prints as introduced, referred, reported, and as finally passed. The estimate for fiscal year 1981 is $11.7 million for approximately 175,000 pages.

I. *Committee reports.*—This item covers printed reports of congressional committees on pending legislation which carry a congressional number. An estimated $4.8 million will be needed for about 47,000 pages in fiscal year 1981.

J. *Documents.*—This heading includes all classes of Senate and House documents ordered printed by Congress which carry a congressional number, such as annual reports, engineers' reports, special reports made by Government departments in response to resolutions, supplemental and deficiency estimates of appropriations, etc. The estimate for fiscal year 1981 is $2.1 million for about 28,000 pages.

K. *Hearings.*—This item covers all hearings before congressional committees. The estimate for fiscal year 1981 is $28.2 million for approximately 614,000 pages.

ESTIMATED REQUIREMENTS BY CATEGORY FOR CONGRESSIONAL PRINTING AND BINDING APPROPRIATION AS OF SEPTEMBER 30, 1979

Category	Unit	In millions			
		1978	1979	1980	1981
A. Congressional Record program	Daily page	$4.4	$4.3	$4.7	$4.7
A. Bound Record	Bound Record page	1.5	1.6	1.6	1.4
A. Daily	Daily page	2.8	2.5	2.9	3.1
A. Index	Index page	.1	.2	.2	.2
B. Miscellaneous publications [1]	Page	4.2	5.3	5.7	6.2
C. Committee prints	do	6.4	8.4	8.4	9.1
D. Miscellaneous printing and binding [2]	1,000 items	6.1	7.9	8.4	8.6
E. Details to Congress		5.3	5.4	5.5	6.0
F. Franked envelopes	1,000 each	.8	.9	1.0	1.1
F. Document franks	do	.1	.1	.1	.1
G. Business calendars	Page	2.6	2.3	2.6	2.8
H. Bills, resolutions, and amendments	do	10.1	9.9	10.7	11.7
I. Committee reports	do	4.4	3.9	4.2	4.8
J. Documents	do	2.1	1.9	1.7	2.1
K. Hearings	do	25.5	23.7	23.2	28.2
Total		$72.0	$74.0	$76.2	$85.4

ESTIMATED COST PER UNIT OF PRINTING AND BINDING CHARGEABLE TO THE CONGRESSIONAL PRINTING AND BINDING APPROPRIATION AS OF SEPTEMBER 30, 1979

Category	Unit	1978	1979	1980	1981
A. Congressional Record program	Daily page	$101.14	$106.65	$107.20	$110.11
A. Bound Record	Bound Record page	32.11	34.28	36.15	33.00
A. Daily	Daily page	64.53	62.43	66.81	72.07
A. Index	Index page	60.95	63.02	67.45	73.00
B. Miscellaneous publications [1]	Page	71.62	88.00	95.63	103.00
C. Committee prints	do	53.32	66.00	69.60	73.00
D. Miscellaneous printing and binding [2]	1,000 items	47.10	46.50	49.20	52.00
F. Franked envelopes	1,000 each	14.79	15.44	16.55	18.00
F. Document franks	do	18.08	19.31	20.15	22.00
G. Business calendars	Page	43.05	44.62	47.80	52.00
H. Bills, resolutions, and amendments	do	58.06	59.45	63.04	67.00
I. Committee reports	do	92.45	86.92	93.16	101.00
J. Documents	do	61.76	66.00	69.64	76.00
K. Hearings	do	36.84	40.93	42.25	46.00

[1] This item includes printed matter such as the Congressional Directory, Senate and House Journals, memorial addresses, nominations, U.S. Code and supplements, etc.

[2] This item includes letterheads, envelopes, blank paper, wall calendars, miscellaneous blank forms, and binding for both Houses.

CONGRESSIONAL PRINTING AND BINDING—VOLUME INCREASE OR DECREASE, AS OF SEPTEMBER 30, 1979

Category	Unit	1978	Increase or (decrease)		1979	Increase or (decrease)		1980
			Quantity	Percent		Quantity	Percent	
A. Congressional Record program	Daily page	43,477	(3,477)	(8.0)	40,000	4,000	10.0	44,000
A. Bound Record	Bound Record page	45,000	2,000	4.4	47,000	(2,500)	(5.3)	44,500
A. Daily	Daily page	43,477	(3,477)	(8.0)	40,000	4,000	10.0	44,000
A. Index	Index page	2,409	91	3.7	2,500			2,500
B. Miscellaneous publications	Page	58,000	2,500	4.3	60,500	(1,500)	(2.5)	59,000
C. Committee prints	do	120,100	7,900	6.6	128,000	(8,000)	(6.3)	120,000
D. Miscellaneous printing and binding	1,000 items	129,980	40,020	30.7	170,000			170,000
F. Franked envelopes	1,000 each	55,297	1,703	3.1	57,000	3,000	5.3	60,000
F. Document franks	do	5,264	1,736	32.9	7,000	(500)	(7.1)	6,500
G. Business calendars	Page	61,464	(9,464)	(15.4)	52,000	3,000	5.8	55,000
H. Bills, resolutions, and amendments	do	173,941	(7,941)	(4.5)	166,000	4,000	2.4	170,000
I. Committee reports	do	48,128	(3,128)	(6.5)	45,000			45,000
J. Documents	do	33,656	(5,656)	(16.8)	28,000	(3,000)	(10.7)	25,000
K. Hearings	do	690,805	(112,805)	(16.3)	578,000	(28,000)	(4.8)	550,000

CONGRESSIONAL PRINTING AND BINDING—VOLUME INCREASE OR DECREASE, AS OF SEPTEMBER 30, 1979—Continued

Category	Unit	1980	Increase or (decrease)		1981
			Quantity	Percent	
A. Congressional Record program	Daily page	44,000	(1,200)	(2.7)	42,800
A. Bound Record	Bound Record page	44,500	(700)	(1.5)	43,800
A. Daily	Daily page	44,000	(1,200)	(2.7)	42,800
A. Index	Index page	2,500			2,500
B. Miscellaneous publications	Page	59,000	1,000	1.6	60,000
C. Committee prints	do	120,000	4,000	3.3	124,000
D. Miscellaneous printing and binding	1,000 items	170,000	(5,000)	(2.9)	165,000
F. Franked envelopes	1,000 each	60,000	3,000	5.0	63,000
F. Document franks	do	6,500	200	3.1	6,700
G. Business calendars	Page	55,000	(1,000)	(1.8)	54,000
H. Bills, resolutions, and amendments	do	170,000	5,000	2.9	175,000
I. Committee reports	do	45,000	2,000	4.4	47,000
J. Documents	do	25,000	3,000	12.0	28,000
K. Hearings	do	550,000	64,000	11.6	614,000

Congressional Printing and Binding

Program and Financing (in thousands of dollars)

Identification code 04–0203–0–1–801		1979 actual	1980 est.	1981 est.
	Program by activities:			
10.00	Printing, binding, and distribution (costs—obligations) (object class 24.0)	77,361	75,678	85,400
	Financing:			
21.10	Deficiencies, start of year	.....	3,400	4,578
24.10	Deficiencies, end of year	[1] —3,400	—4,578	.....
40.00	**Budget authority (appropriation)**	**73,961**	**74,500**	**89,978**
	Relation of obligations to outlays:			
71.00	Obligations incurred, net	77,361	75,678	85,400
72.40	Obligated balance, start of year	21,532	31,656	30,900
74.40	Obligated balance, end of year	—31,656	—30,900	—34,900
77.00	Adjustments in expired accounts	—2,034	.....	.....
90.00	Outlays	65,203	76,434	81,400

[1] Excess of FY 1978 obligations over previous estimates authorized by law to be paid out of subsequent appropriations.

GOVERNMENT PRINTING OFFICE

Printing and Binding

For authorized printing, binding, and distribution of the Federal Register (including the Code of Federal Regulations) as authorized by law (44 U.S.C. 1509, 1510); and printing and binding of Government publications authorized by law to be distributed without charge to the recipient, [$13,646,000] *$22,145,000: Provided,* That this appropriation shall not be available for printing and binding part 2 of the annual report of the Secretary of Agriculture (known as the Yearbook of Agriculture): *Provided further,* That this appropriation shall be available for the payment of obligations incurred under the appropriations for similar purposes for preceding fiscal years. (Continuing Appropriations, 1980.)

Printing and binding estimated requirements for fiscal year 1981

A. Congressional Record program	$12,972,000
B. Miscellaneous publications	644,000
C. Publications for International Exchange	1,800,000
D. House and Senate business calendars	19,000
E. Bills, resolutions, and amendments	366,000
F. Committee reports	50,000
G. Documents	38,000
H. U.S. Government Manual, Public Papers of the Presidents, and Weekly Compilation of Presidential Documents	961,000
Subtotal	16,850,000
For the payment of obligations incurred under the appropriations for similar purposes for preceding fiscal years	5,295,000
Total	$22,145,000

SUMMARY AND JUSTIFICATION OF APPROPRIATION ESTIMATES FOR PRINTING AND BINDING, FISCAL YEAR 1981

This estimate is to provide funds for printing, binding, and distribution of the Federal Register (including the Code of Federal Regulations) as authorized by law (44 U.S.C. 1509, 1510); and printing and binding of Government publications authorized by law to be distributed without charge to the recipient.

The total amount requested for printing and binding for fiscal year 1981 is $16,850,000 compared to $12,500,000 appropriated last year.

A. *Congressional Record program.*—Title 44 U.S.C. provides for certain copies to be distributed without charge to correspondents, ex-members, agencies, judges, and recipients designated by Members of Congress. An estimated 16,000 copies will be required in fiscal year 1981 and the cost will be approximately $13.0 million.

B. *Miscellaneous publications.*—This item includes printed matter such as the Congressional Directory, Senate and House Journals, memorial addresses of Members, nominations, United States Code and supplements, and publications not carrying a document or report number, such as laws, treaties, and similar publications. An estimated $644,000 will be required in fiscal year 1981 for copies distributed by law to recipients other than Congress.

C. *Publications for International Exchange and the Library of Congress.*—As provided by law (44 U.S.C. 1718 and 1719), certain publications are provided for official use in international exchange and for the Library of Congress. An estimated $1.8 million will be needed for about 2.5 million copies in fiscal year 1981.

D. *House and Senate business calendars.*—This heading covers the printing of all House and Senate business calendars which list the actions on pending and completed legislation. An estimated $19,000 will be required in fiscal year 1981 for 55 sets distributed by law to recipients other than Congress.

E. *Bills, resolutions, and amendments.*—This heading covers the printing of bills, resolutions, and amendments in all forms, including the prints as introduced, referred, reported, and as finally passed. The estimate for fiscal year 1981 is $366,000 for 250 sets distributed by law to recipients other than Congress.

F. *Committee reports.*—This item covers printed reports of congressional committees on pending legislation which carry a congressional number. An estimated $50,000 will be needed in fiscal year 1981 for 165 sets distributed by law to recipients other than Congress.

G. *Documents.*—This heading includes all classes of Senate and House documents ordered printed by Congress which carry a congressional number, such as annual reports, engineers' reports, spe-

cial reports made by Government departments in response to resolutions, supplemental and deficiency estimates of appropriations, etc. The estimate for fiscal year 1981 is $38,000 for 140 sets distributed by law to recipients other than Congress.

H. *U.S. Government Manual, the Public Papers of the Presidents of the United States, and the Weekly Compilation of Presidential Documents.*—The National Archives and Records Service has been authorized (13 F.R. 5935; 1 CFR, pt. 31) to handle the U.S. Government Manual as a special edition of the Federal Register. On November 6, 1957, the National Archives and Records Service was authorized (22 F.R. 8895; 1 CFR, pt. 32) to begin printing as a special edition of the Federal Register, the Public Papers of the Presidents of the United States starting with the calendar year 1957 and specified calendar years prior to 1957 as authorized by the Administrative Committee of the Federal Register. The Weekly Compilation of Presidential Documents, which began publication on August 2, 1965, is published pursuant to the authority contained in the Federal Register Act (49 Stat. 500, as amended; 44 U.S.C. ch. 15), under regulations prescribed by the Administrative Committee of the Federal Register, approved by the President (1 CFR, pt. 32). The total estimated requirements for these three publications, based on page estimates furnished by the Office of the Federal Register, is $961,000, which consists of U.S. Government Manual ($132,000) for 920 pages of approximately 8,500 copies, Public Papers of the Presidents ($115,000) for 2,500 pages of approximately 1,500 copies of two books, and Weekly Compilation of Presidential Documents ($714,000) for 3,800 pages of approximately 4,500 copies.

The Federal Register and the Code of Federal Regulations printing and binding costs previously included in the Printing and Binding Appropriation are now paid by the publishing agencies in compliance with P.L. 95–94.

ESTIMATED REQUIREMENTS BY CATEGORY FOR PRINTING AND BINDING APPROPRIATION AS OF SEPTEMBER 30, 1979

Category	Unit	In thousands			
		1978	1979	1980	1981
A. Congressional Record program	Daily page	$10,833	$10,962	$12,591	$12,972
A. Bound Record	Bound Record page	2,884	2,998	3,266	3,154
A. Daily	Daily page	7,531	7,491	8,819	9,278
A. Index	Index page	418	473	506	540
B. Miscellaneous publications	Page	668	415	470	644
C. International exchange	Copy	1,260	1,357	1,434	1,800
D. Business calendars	Set [1]	11	11	11	19
E. Bills, resolutions, and amendments	do	191	343	343	366
F. Committee reports	do	30	38	41	50
G. Documents	do	25	34	37	38
H. U.S. Government Manual	Page	130	113	121	132
H. Public Papers	do	124	108	120	115
H. Weekly Compilation	do	474	518	554	714
Total		$13,746	$13,899	$15,722	$16,850

[1] A set is one copy of each publication within the category, and distributed as authorized by law, produced during the fiscal year with the cost computed at the rider rate.

ESTIMATED COST PER UNIT OF PRINTING AND BINDING CHARGEABLE TO THE PRINTING AND BINDING APPROPRIATION AS OF SEPTEMBER 30, 1979

Category	Unit	1978	1979	1980	1981
A. Congressional Record program	Daily page	$249.16	$274.05	$286.16	$303.08
A. Bound Record	Bound Record page	64.09	63.78	73.39	72.00
A. Daily	Daily page	173.22	187.29	200.43	216.78
A. Index	Index page	173.35	189.12	202.35	216.00
B. Miscellaneous publications	Page	99.89	83.00	85.45	92.00
C. International exchange	Copy	.60	.59	.61	.72
D. Business calendars	Set [1]	304.32	305.00	325.00	353.00
E. Bills, resolutions, and amendments	do	766.75	1,370.00	1,370.00	1,465.00
F. Committee reports	do	227.09	280.00	300.00	300.00
G. Documents	do	183.68	250.00	270.00	270.00
H. U.S. Government Manual	Page	121.36	123.26	131.90	143.00
H. Public Papers	do	35.38	43.00	46.00	46.00
H. Weekly Compilation	do	154.14	161.88	173.25	188.00

[1] A set is one copy of each publication within the category, and distributed as authorized by law, produced during the fiscal year with the cost computed at the rider rate.

PRINTING AND BINDING—VOLUME INCREASE OR DECREASE AS OF SEPTEMBER 30, 1979

Category	Unit	1978	Increase or (decrease)		1979	Increase or (decrease)		1980
			Quantity	Percent		Quantity	Percent	
A. Congressional Record program	Daily page	43,477	(3,477)	(8.0)	40,000	4,000	10.0	44,000
A. Bound Record	Bound Record page	45,000	2,000	4.4	47,000	(2,500)	(5.3)	44,500
A. Daily	Daily page	43,477	(3,477)	(8.0)	40,000	4,000	10.0	44,000
A. Index	Index page	2,409	91	3.7	2,500	.....	.....	2,500
B. Miscellaneous publications	Page	6,685	(1,685)	(25.2)	5,000	500	10.0	5,500
C. International exchange	1,000 copies	2,100	200	9.5	2,300	50	2.2	2,350
D. Business calendars	Set [1]	35	.....	.....	35	.....	.....	35
E. Bills, resolutions, and amendments	....do	250	.....	.....	250	.....	.....	250
F. Committee reports	....do	135	.....	.....	135	.....	.....	135
G. Documents	....do	135	.....	.....	135	.....	.....	135
H. U.S. Government Manual	Page	1,073	153	(14.2)	920	.....	.....	920
H. Public Papers	....do	3,500	(1,000)	(28.5)	2,500	100	4.0	2,600
H. Weekly Compilation	....do	3,073	127	4.1	3,200	.....	.....	3,200

[1] A set is one copy of each publication within the category, and distributed as authorized by law, produced during the fiscal year with the cost computed at the rider rate.

PRINTING AND BINDING—VOLUME INCREASE OR DECREASE AS OF SEPTEMBER 30, 1979—Continued

Category	Unit	1980	Increase or (decrease)		1981
			Quantity	Percent	
A. Congressional Record program	Daily page	44,000	(1,200)	(2.7)	42,800
A. Bound Record	Bound Record page	44,500	(700)	(1.6)	43,800
A. Daily	Daily page	44,000	(1,200)	(2.7)	42,800
A. Index	Index page	2,500			2,500
B. Miscellaneous publications	Page	5,500	1,500	27.2	7,000
C. International exchange	1,000 copies	2,350	150	6.4	2,500
D. Business calendars	Set [1]	35	20	57.0	55
E. Bills, resolutions, and amendments	do	250			250
F. Committee reports	do	135	30	22.2	165
G. Documents	do	135	5	3.7	140
H. U.S. Government Manual	Page	920			920
H. Public Papers	do	2,600	(100)	(3.8)	2,500
H. Weekly Compilation	do	3,200	600	18.7	3,800

[1] A set is one copy of each publication within the category, and distributed as authorized by law, produced during the fiscal year with the cost computed at the rider rate.

Program and Financing (in thousands of dollars)

Identification code 04-0202-0-1-801		1979 actual	1980 est.	1981 est.
	Program by activities:			
10.00	Printing, binding, and distribution (costs—obligations) (object class 24.0)	13,899	15,372	16,850
	Financing:			
21.10	Deficiencies, start of year	1,146	3,569	5,295
24.10	Deficiencies, end of year	−3,569	−5,295	.....
40.00	**Budget authority (appropriation)**	**11,476**	**13,646**	**22,145**
	Relation of obligations to outlays:			
71.00	Obligations incurred, net	13,899	15,372	16,850
72.40	Obligated balance, start of year	12,775	9,426	11,400
74.40	Obligated balance, end of year	−9,426	−11,400	−6,700
77.00	Adjustments in expired accounts	−4,474	.....	.....
90.00	Outlays	12,774	13,398	21,550

OFFICE OF SUPERINTENDENT OF DOCUMENTS

SALARIES AND EXPENSES

For necessary expenses of the Office of Superintendent of Documents, including compensation of all employees in accordance with the provisions of 44 U.S.C. 305; travel expenses (not to exceed $88,300): *Provided,* That expenditures in connection with travel expenses of the Depository Library Council to the Public Printer shall be deemed necessary to carry out the provisions of chapter 19 of title 44, United States Code; price lists and bibliographies; repairs to buildings, elevators, and machinery; and supplying books to depository libraries; [$23,000,000] *$26,200,000: Provided further,* That $300,000 of this appropriation shall be apportioned for use pursuant to section 3679 of the Revised Statutes, as amended (31 U.S.C. 665), with the approval of the Public Printer, only to the extent necessary to provide for expenses (excluding permanent personal services) for workload increases not anticipated in the budget estimates and which cannot be provided for by normal budgetary adjustments. (*Continuing Appropriations, 1980.*)

Salaries and expenses estimated requirements for fiscal year 1981

1. Personnel compensation	$5,127,000
2. Personnel benefits	505,000
3. Travel and transportation of persons	63,000
4. Transportation of things	1,157,000
5. Rent, communications, and utilities	4,652,000
6. Printing and reproduction	11,336,000
7. Other services	2,671,000
8. Supplies and materials	343,000
9. Machinery and equipment	46,000
Contingency fund	300,000
Total	$26,200,000

SUMMARY AND JUSTIFICATION OF APPROPRIATION ESTIMATES FOR SALARIES AND EXPENSES, FISCAL YEAR 1981

The budget request for the Office of Superintendent of Documents is to provide for salaries and expenses for the sale, distribution, and cataloging and indexing of Government documents to the public, for Members of Congress, and for other Government agencies. The total request for fiscal year 1981 is $26,200,000. The requirements, by major classification and expense, are explained below.

1. *Personnel Compensation.*—Compensation is requested for 324 positions. The total request for Personnel Compensation is $5,127,000.

2. *Personnel Benefits.*—Funds are requested for the Government's contribution toward employees' retirement, health benefits, and life insurance. The total request for Personnel Benefits is $505,000.

3. *Travel and Transportation of Persons.*—Travel is necessary for inspection of commercial contractors' facilities and statutory requirements for inspection of conditions of depository libraries. Travel is also incurred in connection with training. The total request for Travel and Transportation of Persons is $63,000.

4. *Transportation of Things.*—This expense includes the cost of transporting publications for local and long distance delivery to warehouses, mailing facilities, depository libraries, and to Members of Congress. The total request for Transportation of Things is $1,157,000.

5. *Rent, Communications, and Utilities:*

a. *Rentals.*—This expense includes the costs of leasing office and warehouse space and rental of office machines. The total request for Rentals is $867,000.

b. *Communications.*—This expense includes the costs of mailing publications to Depository Libraries and By-Law mailings for Congress which have the U.S. Government Printing Office postage and fees indicia. Also included is postage for the mailing of administrative correspondence. The total request for Communications is $3,667,000.

c. *Utilities.*—Utilities are paid for leased office and warehouse space. The total request for Utilities is $118,000.

6. *Printing and Reproduction.*—This expense is necessary for the printing of all Depository Library publications, subject classification lists and catalogs and indexes. The total request for Printing and Reproduction is $11,336,000.

7. *Other Services.*—There are two major expenses included in Other Services: The cost for administrative support and building expenses and the cost of computer services. Additional expenses for

Other Services include: the cost of repairs and alterations to machinery and equipment; engineering charges; training; and maintenance contracts for office equipment. The total request for Other Services is $2,671,000.

8. *Supplies and Materials.*—The expense for Supplies and Materials includes mailing supplies, office supplies and paper, certain small office and warehouse equipment, and minor furnishings. The request for Supplies and Materials is $343,000.

9. *Machinery and Equipment.*—This object classification includes equipment items for modernization of warehouse facilities and offices. The request for Machinery and Equipment is $46,000.

In addition to the Salaries and Expense items listed above, the Superintendent of Documents requests $300,000 as a *Contingency Fund* for use only to the extent necessary to provide for expenses (excluding permanent personal services) for workload increases not anticipated in the budget estimates and which cannot be provided for by normal budgetary adjustments. This fund would only be used with the express approval of the Public Printer.

SALARIES AND EXPENSES, OFFICE OF SUPERINTENDENT OF DOCUMENTS

Appropriation estimate for fiscal year 1981		$26,200,000
Appropriation for fiscal year 1980	$23,000,000	
Fiscal year 1980 proposed supplemental for civilian pay increases	401,000	
Fiscal year 1980 proposed supplemental for special sales postage	790,000	24,191,000
Increase for fiscal year 1981		$2,009,000

Classification	1980 estimate	1981 estimate	Increase or (decrease)
1. Personnel compensation	$5,078,000	$5,127,000	$49,000
2. Personnel benefits	499,000	505,000	6,000
3. Travel and transportation of persons	41,000	63,000	22,000
4. Transportation of things	1,082,000	1,157,000	75,000
5. Rent, communications, and utilities	4,078,000	4,652,000	574,000
6. Printing and reproduction	10,353,000	11,336,000	983,000
7. Other services	2,361,000	2,671,000	310,000
8. Supplies and materials	325,000	343,000	18,000
9. Machinery and equipment	74,000	46,000	(28,000)
Contingency fund	300,000	300,000	0
Total	$24,191,000	$26,200,000	$2,009,000

SALARIES AND EXPENSES—BREAKDOWN OF 1981 BUDGET INCREASES AND DECREASES REQUESTED

Classification	1980 estimate	1981 estimate	Increase or (decrease)
Personnel compensation:			
Salaries	$5,078,000	$5,127,000	$49,000
Personnel benefits:			
Contributions are for retirement, health insurance, and life insurance	499,000	505,000	6,000
Travel and transportation of persons	41,000	63,000	22,000
Increase in travel associated with inspections of depository libraries due to the establishment of 98 new depositories in FY 1979. Major efforts will be made to shorten the time span between inspections.			
Transportation of things:			
Local and long distance deliveries to depository libraries, Members of Congress, and warehouses	1,082,000	1,157,000	75,000
Rent, communications, and utilities:			
Rent:			
Buildings	605,000	822,000	217,000
Miscellaneous equipment	39,000	45,000	6,000
Total rent	644,000	867,000	223,000
Increase in buildings is due to an additional 44,000 square feet of warehouse space expected to be added to the Farrington Warehouse in fiscal year 1981.			
Communications:			
Postage	3,321,000	3,665,000	344,000
Telephone	2,000	2,000	
Total communications	3,323,000	3,667,000	344,000
Increase in postage is due to expected volume increases associated with the establishment of additional depository libraries.			
Utilities:			
Gas	19,000	20,000	1,000
Electricity	64,000	67,000	3,000
Water	5,000	5,000	
Fuel oil	23,000	26,000	3,000
Total utilities	111,000	118,000	7,000
Printing and reproduction:			
Monthly catalog	103,000	103,000	
Depository publications	10,183,000	11,165,000	982,000
Miscellaneous (labels, forms)	67,000	68,000	1,000
Total printing and reproduction	10,353,000	11,336,000	983,000
Increase in depository publications is due to increased volume as a result of additional libraries.			

SALARIES AND EXPENSES—BREAKDOWN OF 1981 BUDGET INCREASES AND DECREASES REQUESTED—Continued

Classification	1980 estimate	1981 estimate	Increase or (decrease)
Other services:			
Repairs to equipment	22,000	22,000	
Computer services—DSS	693,000	621,000	(72,000)
Contractual ADP	69,000	487,000	418,000
Maintenance contracts	89,000	95,000	6,000
Administrative support services	931,000	998,000	67,000
Tuition	10,000	9,000	(1,000)
Systems study	42,000	41,000	(1,000)
Engineering charges	16,000	16,000	
Miscellaneous	489,000	382,000	(107,000)
Total other services	2,361,000	2,671,000	310,000
The costs of computer services—DSS will decline in future years as more automated systems become fully operational. Fiscal year 1981 contractual ADP includes the nonrecurring amount of $412,000 for the automation of the depository line and item books. Fiscal year 1980 miscellaneous includes the costs associated with the move to the Farrington Warehouse.			
Supplies and materials	325,000	343,000	18,000
Machinery and equipment	74,000	46,000	(28,000)
Major procurements in fiscal year 1981 include double stack shelving for the Laurel warehouse.			
Contingency fund	300,000	300,000	
Total	$24,191,000	$26,200,000	$2,009,000

OFFICE OF SUPERINTENDENT OF DOCUMENTS—SUMMARY OF WORKLOAD

	In thousands		
	1979 estimated actual	1980 estimate	1981 estimate
Number of sales orders	2,931	3,100	3,200
Number of orders for consumer information	2,940	3,234	3,557
Number of by-law and reimbursable mailing orders	352	403	465
Letters of inquiry	408	414	420
Total sales revenue:			
General sales of publications	$42,357	$48,805	$51,332
Special sales of publications	$2,419	$2,525	$2,661
Number of publications sold:			
General sales of publications	34,952	35,459	36,011
Special sales of publications	11,919	12,105	12,277
Consumer product information sales	1,800	1,800	1,900
Publications distributed free, by law, and on a reimbursable basis	51,132	56,357	63,395
Publications distributed to depository libraries	19,580	21,000	23,000
Publications cataloged and indexed	41	43	45

APPROPRIATIONS

[In thousands of dollars]

	1979 actual	1980 estimate	1981 estimate
Appropriations	23,613	[1] 24,191	26,200

[1] Includes proposed supplementals for civilian pay increases and special sales postage.

Program and Financing (in thousands of dollars)

Identification code 04–0201–0–1–806		1979 actual	1980 est.	1981 est.
	Program by activities:			
	Direct program:			
	1. Special sales of publications	2,496	2,117	3,020
	2. Distribution for other Government agencies and Members of Congress	3,734	2,690	2,759
	3. Depository library distribution	15,778	16,208	18,038
	4. Cataloging and indexing	1,605	2,086	2,083
	5. Contingency fund	.....	300	300
	Total direct program	23,613	23,401	26,200
	Reimbursable programs	5,114	6,844	7,690
10.00	Total obligations	28,727	30,245	33,890
	Financing:			
11.00	Offsetting collections from: Federal funds	−5,114	−6,844	−7,690
	Budget authority	**23,613**	**23,401**	**26,200**
	Budget authority:			
40.00	**Appropriation**	**23,613**	**23,000**	**26,200**
44.20	**Supplemental for civilian pay raises**	.....	**401**	.....
	Relation of obligations to outlays:			
71.00	Obligations incurred, net	23,613	23,401	26,200
72.40	Obligated balance, start of year	13,560	10,114	10,250
74.40	Obligated balance, end of year	−10,114	−10,250	−10,388
77.00	Adjustments in expired accounts	−3,512	.....	.....
90.00	Outlays, excluding pay raise supplemental	23,547	22,864	26,062
91.20	Outlays from civilian pay raise supplemental	.....	401	.....

Object Classification (in thousands of dollars)

Identification code 04-0201-0-1-806		1979 actual	1980 est.	1981 est.
	Direct obligations:			
	Personnel compensation:			
11.1	Permanent positions	4,194	4,730	4,758
11.3	Positions other than permanent	225	254	283
11.5	Other personnel compensation	84	94	86
	Total personnel compensation	4,503	5,078	5,127
12.1	Personnel benefits: Civilian	435	499	505
21.0	Travel and transportation of persons	45	41	63
22.0	Transportation of things	920	1,082	1,157
23.2	Communications, utilities, and other rent	3,940	3,288	4,652
24.0	Printing and reproduction	10,842	10,353	11,336
25.0	Other services	2,347	2,361	2,671
26.0	Supplies and materials	457	325	343
31.0	Equipment	124	74	46
92.0	Undistributed: Contingency fund	.....	300	300
	Total direct obligations	23,613	23,401	26,200
	Reimbursable obligations:			
	Personnel compensation:			
11.1	Permanent positions	1,690	2,479	2,593
11.3	Positions other than permanent	154	192	217
11.5	Other personnel compensation	49	60	53
	Total personnel compensation	1,893	2,731	2,863
12.1	Personnel benefits: Civilian	183	268	282
21.0	Travel and transportation of persons	2	8	8
22.0	Transportation of things	2	21	22
23.1	Standard level user charges	125	114	127
23.2	Communications, utilities, and other rent	2,139	2,586	3,357
24.0	Printing and reproduction	26	15	16
25.0	Other services	571	833	856
26.0	Supplies and materials	131	127	135
31.0	Equipment	42	141	24
	Total reimbursable obligations	5,114	6,844	7,690
99.0	Total obligations	28,727	30,245	33,890

Personnel Summary

Total number of permanent positions [1]	304	324	324
Total compensable workyears	309	338	338
Full-time equivalent of other positions [2]	(10)	(10)	(10)
Full-time equivalent of overtime and holiday hours	(4)	(4)	(4)
Average grade [1]	6.38	6.19	6.22
Average salary of graded positions	$14,584	$13,749	$14,859
Average salary of ungraded positions	$17,211	$16,360	$15,297

[1] Positions and grades established in accordance with 44 U.S.C. 305.
[2] Includes 62 W.A.E.'s/intermittents and 4 temporary positions in 1980 and 1981.

GOVERNMENT PRINTING OFFICE

ACQUISITION OF SITE AND GENERAL PLANS AND DESIGNS OF BUILDING

For necessary expenses for acquisition of site, and general plans and designs of building for the Government Printing Office, $20,869,000 to remain available until expended, and to be available for transfer to the General Services Administration. (Authorization Pending.)

SUMMARY AND JUSTIFICATION OF APPROPRIATION ESTIMATES FOR ACQUISITION OF SITE AND GENERAL PLANS AND DESIGNS OF BUILDING, FISCAL YEAR 1981

In 1956, the Joint Committee on Printing directed the Public Printer to investigate the possibility of expanding the Government Printing Office's warehouse facilities.

In 1961, as a result of that investigation and study, requests for funding were submitted and the Congress authorized the construction of a four-story and basement fireproof annex to the Government Printing Office (Public Law 87-373). However, the growing space requirements soon made it apparent that additional space, over and above that provided by the annex, would be needed. Consequently, Public Printer Harrison asked the General Services Administration to delay action on the annex until such time as the Government Printing Office could reexamine its overall space requirements.

After discussion with officials of Congressional committees and the General Services Administration, a decision was made to attempt relocation of the Government Printing Office to a plant designed and engineered to meet our specific needs. Several sites were reviewed and discussed with officials in and out of Government. Eventually, the decision was made to remain at the present location and to attempt to solve the Government Printing Office's space dilemma through expansion adjacent to its present location.

In July of 1973, representatives of the National Capital Planning Commission recommended relocation of the Government Printing Office within the District of Columbia on a site located in the New York Avenue industrial corridor.

The Commission has developed a master plan for renewal of the downtown area which includes the present Government Printing Office site. The Government Printing Office which is an industrial type operation does not fit in with the Commission's master plan and therefore a study was made by the Commission to relocate the Office. The study forecasts a growth in the Federal Government with a continuing need for government printing. The availability of sites in the District of Columbia, economic factors, accessibility to transportation, and objectives of the Commission were all considered and resulted in the recommendation to relocate the Government Printing Office to the site in the New York Avenue industrial corridor.

This area has been designated for industrial purposes and is served by several highways, railroads, and the new Metro transit system. The site is approximately a 10-minute drive to the Capitol and offers sufficient space for the present Government Printing Office complex, parking lots, and Documents warehousing operations.

A new Government Printing Office (GPO) building is required to consolidate and provide operationally efficient space to accommodate the 7 major operational areas now housed in the grossly inadequate federally-owned complex on North Capitol and H Streets Northwest, and in 8 leased facilities scattered at several suburban locations. The requirement for improved operational facilities for the GPO has been recognized by the Congress and the Public Printers for over 20 years. The basic deficiencies in the existing plant include: documents storage areas costing $1.8 million annually in leased locations, separated by the city from one another and removed from central user agencies and the general public; a consolidated stores warehouse located 14 miles from the printing plant; a materials handling system that relies wholly on freight elevators and industrial trucks for product distribution; lack of space to accommodate straight line arrangements of production equipment; limited floor load capacities and low ceilings resulting in an inability to use large, faster and more efficient press equipment; and the lack of area required to utilize the efficiencies of mechanization, automation, and the latest advances in printing technology.

Construction of a new Government Printing Office building is considered the most desirable means of providing for its combined requirements. This solution will permit the consolidation of all GPO operations into a single, modern, functionally efficient facility. It will replace the present outdated buildings on North Capitol Street and supporting leased warehouses located in the suburbs. It will improve agency operations, provide a centralized location to consolidate common use facilities, reduce utility consumption, promote more cost effective management of materials, space, and personnel. In addition, continually increasing operating costs and annual expenditures for leased space can be eliminated. Finally, if located on the Brentwood Site it will also help to promote the objectives of the city and the National Capital Planning Commission, by serving as an anchor for further planned development in the area, by attracting other related businesses, thereby improving the District's economic base and helping to stem the flow of jobs from the District to nearby suburbs.

The General Services Administration has estimated total construction costs for the new 1.8 million square feet GPO building to be about $204.4 million. Resources requested in fiscal year 1981 ($20.9 million) will provide funding for site relocation, partial design and review, and part of the management phase.

In accordance with a resolution adopted by the Committee on Public Works and Transportation of the House of Representatives on June 13, 1978, the General Services Administration has investigated the feasibility and need for construction of a new Government Printing Office in Washington, D.C.

The GSA has determined that a new facility is needed to consolidate and provide operationally efficient space to accommodate all major operational areas now housed in the inadequate federally owned complex and in eight leased facilities scattered at several suburban locations. This project contemplates consolidation of all GPO operations into a single, modern, efficient, industrial-type Federal building of approximately 2,077,000 gross square feet and 1,818,000 occupiable square feet, including 130,000 square feet of open roof parking. GSA is to serve as the design and construction agency.

In summary the GSA Report states:

Need for a new GPO facility has been recognized since 1954. Present building deficiencies include lack of straight-line layout of production equipment; and outdated materials handling system comprised principally of elevators and fork trucks; and limited weight and height capacities which preclude the use of faster and more efficient press equipment, as well as the ability to utilize automation and available advances in printing technology.

Savings available with a new straight-line facility are estimated at over $17.1 million annually. This figure includes the reduction by 396 employees and 800,000 square feet of space from current levels which can be achieved by the improved efficiency of the new layout, as well as savings in materials handling, utility costs, and the elimination of $2.7 million in annual leasing costs.

Several studies dealing with contiguous expansion versus relocation have recommended relocation to a light industrial complex in the Northeast corridor (New York Avenue). This relocation enjoys the support of the National Capital Planning Commission, District of Columbia Government, the Joint Government/Industry Advisory Board, the District of Columbia Council, the District of Columbia Board of Trade and the Printing Industries of America.

The proposed site is served by the New York, Rhode Island, Brentwood Avenue road nets, is adjacent to the Metro Rhode Island Avenue Station, and has excellent rail facilities.

On June 13, 1978, President Carter "concluded that the new facility is indeed warranted" and designated it as a public building, pursuant to section 13 of the Public Buildings Act of 1959.

On August 2, 1978, the House Committee on Public Works and Transportation, pursuant to the provisions of section 7 of the Public Buildings Act of 1959, approved the construction of a new Government Printing Office facility. We need the approval of the Senate Environment and Public Works Committee and of both Appropriations Committees before site acquisition and design can begin.

Program and Financing (in thousands of dollars)

Identification code 04–0207–0–1–806	1979 actual	1980 est.	1981 est.
Program by activities:			
10.00 Acquisition of site, plans and designs of buildings (costs—obligations)	.....	.....	20,869
Financing:			
21.40 Unobligated balance available, start of year [1]	—4,600	—4,600	—4,600
24.40 Unobligated balance available, end of year..	4,600	4,600	4,600
40.00 **Budget authority (appropriation)**	.....	.....	**20,869**
Relation of obligations to outlays:			
71.00 Obligations incurred, net	.....	.....	20,869
90.00 Outlays	.....	.....	20,869

[1] This amount was appropriated for a site adjacent to the present GPO complex but will not be expended if an alternate site is approved in the 1981 budget.

Object Classification (in thousands of dollars)

25.0 Other services	.....	.....	8,592
32.0 Lands and structures	.....	.....	12,277
99.0 Total obligations	.....	.....	20,869

Environmental Impact Statement

Program and Financing (in thousands of dollars)

Identification code 04–0208–0–1–806	1979 actual	1980 est.	1981 est.
Program by activities:			
10.00 Project planning (costs—obligations) (object class 25.0)	.....	40	.....
Financing:			
21.40 Unobligated balance available, start of year	—40	—40	.....
24.40 Unobligated balance available, end of year..	40	.....	.....
Budget authority	.....	.....	.....
Relation of obligations to outlays:			
71.00 Obligations incurred, net	.....	40	.....
72.40 Obligated balance, start of year	1	1	.....
74.40 Obligated balance, end of year	—1	.....	.....
90.00 Outlays	.....	41	.....

GOVERNMENT PRINTING OFFICE

Revolving Fund

The Government Printing Office is hereby authorized to make such expenditures, within the limits of funds available and in accord with the law, and to make such contracts and commitments without regard to fiscal year limitations as provided by section 104 of the Government Corporation Control Act, as amended, as may be necessary in carrying out the programs and purposes set forth in the budget for the current fiscal year for the "Government Printing Office revolving fund": *Provided,* That not to exceed $5,000 may be expended on the certification of the Public Printer in connection with special studies of governmental printing, binding, and distribution practices and procedures: *Provided further,* That during the current fiscal year the revolving fund shall be available for the hire of two passenger motor vehicles and the purchase of one passenger motor vehicle. (Continuing Appropriations, 1980.)

Government Printing Office Revolving Fund

Program and Financing (in thousands of dollars)

Identification code 04-4505-0-4-806		1979 actual	1980 est.	1981 est.
	Program by activities:			
	Printing and binding	616,274	625,854	666,367
	Sales of publications	51,426	51,330	53,993
	Total operating costs, funded	667,700	677,184	720,360
	Capital investment, acquisition of equipment	2,956	8,628	6,552
	Total program costs, funded	670,656	685,812	726,912
	Change in selected resources	26,755	9,983	4,947
10.00	Total obligations	697,411	695,795	731,859
	Financing:			
	Offsetting collections from:			
11.00	Federal funds	−674,758	−680,984	−725,687
14.00	Non-Federal sources	−187	.....	.....
21.98	Unobligated balance available, start of year: Fund balance	−45,699	−23,233	−8,422
24.98	Unobligated balance available, end of year: Fund balance	23,233	8,422	2,250
	Budget authority	.....	.....	.....
	Relation of obligations to outlays:			
71.00	Obligations incurred, net	22,466	14,811	6,172
72.10	Receivables in excess of obligations, start of year	−25,688	−15,130	1,728
74.10	Receivables in excess of obligations, end of year	15,130	−1,728	−9,950
90.00	Outlays	11,908	−2,047	−2,050

Revenue and Expense (in thousands of dollars)

	1979 actual	1980 est.	1981 est.
Operating income or loss (−):			
Printing and binding:			
Revenue	629,982	629,654	671,694
Expense	618,457	629,654	671,694
Net operating income, printing and binding	11,525	.....	.....
General sales of publications:			
Revenue	42,357	48,805	51,332
Expense	49,007	48,805	51,332
Net operating loss, general sales of publications	−6,650	.....	.....
Special sales of publications:			
Revenue	2,419	2,525	2,661
Expense	2,419	2,525	2,661
Net operating income, special sales of publications	.....	.....	.....
Net operating income, total	4,875	.....	.....
Nonoperating income or loss (−):			
Proceeds from sale of equipment	187	.....	.....
Net book value of assets sold	200	.....	.....
Net loss from sale of equipment	−13	.....	.....
Net nonoperating loss	−13	.....	.....
Net income for the year	4,862	.....	.....
Analysis of retained earnings:			
Retained earnings, start of year	80,236	84,355	84,355
Net income for year	4,862	.....	.....
Adjustment for prior years	−743	.....	.....
Retained earnings, end of year	84,355	84,355	84,355

54-689 - 80 - 42

Object Classification (in thousands of dollars)

Identification code 04–4505–0–4–806		1979 actual	1980 est.	1981 est.
	Personnel compensation:			
11.1	Permanent positions	126,344	145,481	155,632
11.3	Positions other than permanent	1,958	2,255	1,803
11.5	Other personnel compensation	19,835	22,839	24,222
	Total personnel compensation	148,137	170,575	181,657
12.1	Personnel benefits: Civilian	16,153	19,631	21,023
21.0	Travel and transportation of persons	255	370	355
22.0	Transportation of things	4,912	5,400	5,797
23.1	Standard level user charges	2,169	2,183	2,132
23.2	Communications, utilities, and other rent	16,440	20,925	21,423
24.0	Printing and reproduction	423,697	392,538	417,772
25.0	Other services	7,375	8,504	8,725
26.0	Supplies and materials	48,471	56,747	61,227
31.0	Equipment	3,042	8,937	6,799
42.0	Insurance claims and indemnities	5	2	2
	Total costs, funded	670,656	685,812	726,912
94.0	Change in selected resources	26,755	9,983	4,947
99.0	Total obligations	697,411	695,795	731,859

Personnel Summary

Total number of permanent positions [1]	7,368	7,198	7,150
Total compensable workyears	7,367	7,490	7,446
Full-time equivalent of other positions	(130)	(159)	(89)
Full-time equivalent of overtime and holiday hours	(507)	(509)	(583)
Average grade [1]	8.322	8.381	8.289
Average salary of graded positions	$18,581	$19,890	$21,554
Average salary of ungraded positions	$19,259	$20,285	$22,340

[1] Positions and grades established in accordance with 44 U.S.C. 305.

GOVERNMENT PRINTING OFFICE

OFFICE OF SUPERINTENDENT OF DOCUMENTS

Salaries and Expenses

For an additional amount for "Salaries and expenses," Office of Superintendent of Documents, $790,000.

ESTIMATED ADDITIONAL REQUIREMENTS FISCAL YEAR 1980—OFFICE OF SUPERINTENDENT OF DOCUMENTS, SALARIES AND EXPENSES

Classification	In thousands		
	Amount appropriated	Additional amount	Total requirements
Personnel compensation	$5,078	.....	$5,078
Personnel benefits	499	.....	499
Travel and transportation of persons	41	.....	41
Transportation of things	1,082	.....	1,082
Rent, communications, and utilities	3,288	$790	4,078
Printing and reproduction	10,353	.....	10,353
Other services	2,361	.....	2,361
Supplies and materials	325	.....	325
Machinery and equipment	74	.....	74
Contingency fund	300	.....	300
Total	[1] $23,401	$790	$24,191

[1] Includes fiscal year 1980 proposed supplemental for civilian pay increases

SUMMARY AND JUSTIFICATION OF FISCAL YEAR 1980 SUPPLEMENTAL REQUEST, OFFICE OF THE SUPERINTENDENT OF DOCUMENTS, SALARIES AND EXPENSES

An additional amount of $790,000 for Salaries and Expenses, Superintendent of Documents, is necessary to cover postage costs that exceed revenue from annual subscriptions to the Federal Register.

The price for a subscripton to the Federal Register is fixed by the Administrative Committee of the Federal Register in accordance with 44 U.S.C. Section 1504. The sales price of $50 per subscription was established by the Administrative Committee in 1975. Since that time, costs have been increasing but the sales price has remained the same. Until recently, the sales revenue was sufficient to pay for all postage expenses. In view of the fact that GPO has no control over the prices and that postage costs have increased substantially since 1975, GPO will require an additional $790,000 for Fiscal Year 1980 to pay for the postage that exceeds the funds received from sales revenue.

IN-HOUSE AND COMMERCIAL PROCUREMENT OF PRINTING AND BINDING

Fiscal year	Central, field, and DSO including paper used in printing and binding	Commercially procured printing and binding including paper furnished contractors	Percent of commercially procured printing and binding	Blank paper, miscellaneous supplies and services, and other revenue	Total revenue
1967	$86,594,001	$97,409,932	52.9	$15,971,901	$199,975,834
1968	84,597,886	97,399,609	53.5	12,816,372	194,813,867
1969	87,774,844	102,999,500	54.0	12,877,260	203,651,604
1970	97,225,799	125,654,131	56.4	12,761,209	235,641,139
1971	104,346,304	108,348,337	50.9	11,509,214	224,203,855
1972	109,181,199	141,916,593	56.5	10,545,555	261,643,347
1973	114,125,810	165,720,491	59.2	11,847,326	291,693,627
1974	125,401,610	222,493,706	64.0	18,243,276	366,138,592
1975	138,765,773	279,686,398	66.8	21,310,399	439,762,570
1976	155,829,389	237,604,768	60.4	17,228,730	410,662,887
1TQ	40,146,773	71,563,653	64.1	5,179,564	116,889,990
1977	158,465,444	274,389,488	63.4	18,222,482	451,077,414
1978	177,028,924	321,479,643	64.5	17,069,172	515,577,739
1979 (estimate)	183,751,517	426,633,100	69.8	19,596,990	629,981,607

VALUE OF COMMERCIAL PRINTING

Fiscal year	Value of commercial printing	Value of paper furnished contractors	Total
1954	$18,143,383	$2,541,696	$20,685,079
1955	21,147,523	2,481,072	23,628,595
1956	23,160,773	3,467,137	26,627,910
1957	24,314,072	4,859,553	29,173,625
1958	28,484,792	3,744,305	32,229,097
1959	28,588,242	3,879,593	32,467,835
1960	31,062,889	4,546,789	35,609,678
1961	31,580,445	4,473,401	36,053,846
1962	43,376,398	5,793,104	49,169,502
1963	47,533,962	5,835,773	53,369,735
1964	50,493,980	3,861,028	54,355,008
1965	51,129,601	3,277,965	54,407,566
1966	74,885,832	4,307,185	79,193,017
1967	92,945,592	4,464,340	97,409,932
1968	93,994,354	3,405,255	97,399,609
1969	99,877,843	3,121,657	102,999,500
1970	122,508,631	3,145,500	125,654,131
1971	105,455,938	2,892,399	108,348,337
1972	139,757,283	2,159,310	141,916,593
1973	164,503,965	1,216,526	165,720,491
1974	221,461,036	1,032,670	222,493,706
1975	278,813,011	873,387	279,686,398
1976	237,155,843	448,925	237,604,768
1TQ	71,388,964	174,689	71,563,653
1977	273,997,607	391,881	274,389,488
1978	321,319,228	160,415	321,479,643
1979 (estimate)	426,602,499	30,601	426,633,100

Total printing and binding income, including all fieldwork

Fiscal year:	*Amount*
1954	$74,482,987
1955	78,493,956
1956	86,852,359
1957	88,745,435
1958	89,684,998
1959	93,047,066
1960	99,547,840
1961	97,749,609
1962	121,316,943
1963	129,650,829
1964	136,058,238
1965	137,473,221
1966	175,878,649
1967	199,975,834
1968	194,813,867
1969	203,651,604
1970	235,641,139
1971	224,203,855
1972	261,643,347
1973	291,693,627
1974	366,138,592
1975	439,762,570
1976	410,662,887
19TQ	116,889,990
1977	451,077,414
1978	515,577,739
1979 (estimate)	629,981,607

Profits and losses from printing and binding operations, Government Printing Office revolving fund, fiscal year 1954 through fiscal year 1979

Fiscal year:	*Net profit or loss (—)*
1954	$3,483,727
1955	3,156,673
1956	3,203,201
1957	2,971,901
1958	975,037
1959	1,218,169
1960	1,264,135
1961	—809,188
1962	2,236,531
1963	1,343,814
1964	1,733,046
1965	1,573,889
1966	5,887,210
1967	4,406,239
1968	757,325
1969	2,256,522
1970	1,019,225
1971	2,215,293
1972	139,438
1973	6,519,211
1974	4,296,075
1975	789,042
1976	9,294,971
19TQ	2,836,097
1977	4,129,640
1978	11,934,187
1979 (estimate)	11,525,453

Government Printing Office Revolving Fund

The Government Printing Office executes orders for printing, binding, and blankbook work placed by Congress and the various agencies of the Federal Government, and furnishes, on order, blank paper, inks, and similar supplies. The Government Printing Office also sells publications to the public through its General and Special Sales Programs.

The General Sales Program covers primarily the sale of those publications which by Section 1708 of Title 44 are offered for sale to the public by the Superintendent of Documents. Effective with fiscal year 1978 the funding of the expenses of this program is primarily from sales receipts. The Special Sales Program covers the sale of the Congressional Record, Federal Register, Presidential Papers, etc., at prices which are set in accordance with other sections of the United States Code.

All such work is financed through the Government Printing Office revolving fund (44 U.S.C. 309). The fund is reimbursed by the customer agencies, receipts from sales of publications to the general public and except for the excess of receipts over costs associated with the sale of publications to the public, net operating income is retained for reuse by the fund.

REVENUE AND EXPENSES—PRINTING AND BINDING OPERATIONS

	In thousands		
	1979 estimated actual	1980 estimate	1981 estimate
Total revenue	$629,982	$629,654	$671,694
Expenses:			
Personnel compensation	135,793	156,036	165,648
Personnel benefits	14,967	18,176	19,431
Travel and transportation of persons	228	338	323
Transportation of things	4,754	5,085	5,462
Communications, utilities, and other rent	6,382	10,196	10,318
Printing and reproduction	403,834	377,413	402,097
Other services	1,422	2,434	2,461
Supplies and materials	48,146	56,174	60,625
Insurance claims and indemnities	5	2	2
Depreciation	2,926	3,800	5,327
Total expenses	618,457	629,654	671,694
Net operating income	$11,525	$0	$0

REVENUE AND EXPENSES—GENERAL SALES OF PUBLICATIONS OPERATIONS

	In thousands		
	1979 estimated actual	1980 estimate	1981 estimate
Total revenue	$42,357	$48,805	$51,332
Expenses:			
Sales publications—purchased for resale	12,735	11,544	11,820
Postage for sales copies mailed	7,221	7,696	7,880
Unsalable publications	5,453	2,405	2,643
Subtotal	25,409	21,645	22,343
Gross profit	16,948	27,160	28,989
General and administrative:			
Personnel compensation	12,344	14,539	16,009
Personnel benefits	1,186	1,455	1,592
Travel and transportation of persons	27	32	32
Transportation of things	158	315	335
Communications, utilities, and other rents	3,123	3,261	3,304
Printing and reproduction	396	606	604
Other services	5,953	6,070	6,264
Supplies and materials	325	573	602
Equipment	86	309	247
Subtotal General and Administrative	23,598	27,160	28,989
Total expenses	49,007	48,805	51,332
Net income (loss)	($6,650)	$0	$0

REVENUE AND EXPENSES—SPECIAL SALES OF PUBLICATIONS OPERATIONS

	In thousands		
	1979 estimated actual	1980 estimate	1981 estimate
Total revenue	$2,419	$2,525	$2,661
Expenses:			
Sales publications—purchased for resale	522	556	593
Postage for sales copies mailed	1,883	1,955	2,053
Unsalable publications	14	14	15
Subtotal	2,419	2,525	2,661
Profit before deduction of salaries and expenses appropriation expenditures (to be returned to Treasury)	0	0	0
Expenditures from salaries and expenses appropriation required to operate the Special Sales Program:			
Personnel compensation	1,021	1,101	1,126
Personnel benefits	97	110	112
Travel and transportation of persons	1	2	2
Transportation of things	3	22	23
Communications, utilities, and other rents	814	982	1,051
Printing and reproduction	27	47	47
Other services	472	569	590
Supplies and materials	51	46	49
Equipment	10	28	20
Subtotal	2,496	2,907	3,020
Total expenses	4,915	5,432	5,681
Net income (loss)	($2,496)	($2,907)	($3,020)

ANALYSIS OF RETAINED EARNINGS—REVOLVING FUND

	In thousands		
	1979 estimated actual	1980 estimate	1981 estimate
Nonoperating income (loss):			
Acquisition value of equipment sold	1,330	.....	.....
Less: Accumulated depreciation	1,130	.....	.....
Book value of equipment sold	200	.....	.....
Proceeds from sale of equipment	187	.....	.....
Nonoperating income (loss)	(13)	.....	.....
Total net income for year	$4,862	.....	.....
Analysis of retained earnings:			
Retained earnings, start of year	80,236	84,355	84,355
Net income for year	4,862	.....	.....
Adjustments for prior years	−743	.....	.....
Retained earnings, end of year	$84,355	$84,355	$84,355

U.S. GOVERNMENT PRINTING OFFICE, SCHEDULE OF ESTIMATED OBLIGATIONS AND OUTLAYS FOR FISCAL YEAR 1979

[Dollar amounts in thousands]

Appropriation	1st quarter	2d quarter	3d quarter	4th quarter		Total
Salaries and expenses:						
Personnel compensation	$1,578	$1,590	$1,597	$1,602	25%	$6,367
Personnel benefits	149	156	157	178	28%	640
Travel and transportation of persons		16	9	10	29%	35
Transportation of things	113	777		52	6%	942
Rent, communications, and utilities	4,823	1,421	2	10		6,256
Printing and reproduction	2,588	2,653	2,724	2,950	27%	10,915
Other services	1,228	639	602	250	9%	2,719
Supplies and materials	88	242	181	208	29%	719
Equipment	36	63	14	21	16%	134
Total	10,603	7,557	5,286	5,281	18%	28,727
Advances, reimbursements, other income, etc.	(757)	(1,672)	(1,225)	(1,460)		(5,114)
Net obligations incurred	9,846	5,885	4,061	3,821	16%	23,613
Printing and binding:						
Obligations [1]	11,476					11,476
Outlays	1,215	1,287	2,839	2,883	25%	[2] 8,224
Congressional printing and binding:						
Obligations [1]	73,961					73,961
Outlays	4,503	10,159	14,620	18,897	26%	[3] 48,179

[1] The obligation authority is fixed by law and the entire appropriation is obligated immediately for the congressional printing and binding work.
[2] Of the initial 1979 appropriation of $11,476,000; an estimated $3,252,000 of printing and binding work remains to be completed and liquidated in subsequent fiscal years.
[3] Of the initial 1979 appropriation of $73,961,000; an estimated $25,782,000 of printing and binding work remains to be completed and liquidated in subsequent fiscal years.

U.S. GOVERNMENT PRINTING OFFICE, SCHEDULE OF ESTIMATED OBLIGATIONS AND OUTLAYS FOR FISCAL YEAR 1980

[Dollar amounts in thousands]

Appropriation	1st quarter	2d quarter	3d quarter	4th quarter		Total
Salaries and expenses:						
Personnel compensation	$1,935	$1,950	$1,959	$1,965	25%	$7,809
Personnel benefits	179	187	188	213	28%	767
Travel and transportation of persons	10	12	13	14	29%	49
Transportation of things	924	75	43	61	6%	1,103
Rent, communications, and utilities	4,616	1,360	2	10	.....	5,988
Printing and reproduction	2,458	2,521	2,587	2,802	27%	10,368
Other services	1,443	751	707	293	9%	3,194
Supplies and materials	55	152	114	131	29%	452
Equipment	58	101	22	34	16%	215
Contingency fund	.....	.....	.....	300	100%	300
Total	11,678	7,109	5,635	5,823	19%	30,245
Advances, reimbursements, other income, etc.	(1,013)	(2,238)	(1,639)	(1,954)	.....	(6,844)
Net obligations incurred	10,665	4,871	3,996	3,869	17%	23,401
Printing and binding:						
Obligations [1]	12,500	.....	.....	.....	.....	12,500
Outlays	1,250	1,250	3,125	3,750	30%	[2] 9,375
Congressional printing and binding:						
Obligations [1]	74,500	.....	.....	.....	.....	74,500
Outlays	5,215	11,175	14,900	18,625	25%	[3] 49,915

[1] The obligation authority is fixed by law and the entire appropriation is obligated immediately for the congressional printing and binding work.
[2] Of the initial 1980 appropriation of $12,500,000; an estimated $3,125,000 of printing and binding work remains to be completed and liquidated in subsequent fiscal years.
[3] Of the initial 1980 appropriation of $74,500,000; an estimated $24,585,000 of printing and binding work remains to be completed and liquidated in subsequent fiscal years.

U.S. GOVERNMENT PRINTING OFFICE, SCHEDULE OF ESTIMATED OBLIGATIONS AND OUTLAYS FOR FISCAL YEAR 1981

[Dollar amounts in thousands]

Appropriation	1st quarter	2d quarter	3d quarter	4th quarter		Total
Salaries and expenses:						
Personnel compensation	$1,980	$1,995	$2,004	$2,011	25%	$7,990
Personnel benefits	195	197	197	198	25%	787
Travel and transportation of persons	14	18	18	21	30%	71
Transportation of things	933	115	66	65	6%	1,179
Rent, communications, and utilities	6,272	1,848	3	13	.....	8,136
Printing and reproduction	2,692	2,759	2,833	3,068	27%	11,352
Other services	1,593	829	781	324	9%	3,527
Supplies and materials	59	161	120	138	29%	478
Equipment	19	33	7	11	16%	70
Contingency fund				300	100%	300
Total	13,757	7,955	6,029	6,149	18%	33,890
Advances, reimbursements, other income, etc.	(1,138)	(2,514)	(1,842)	(2,196)	.....	(7,690)
Net obligations incurred	12,619	5,441	4,187	3,953	15%	26,200
Printing and binding:						
Obligations [1]	16,850					16,850
Outlays	1,685	1,685	4,215	5,055	30%	[2] 12,640
Congressional printing and binding:						
Obligations [1]	85,400					85,400
Outlays	5,975	12,810	17,080	21,350	25%	[3] 57,215

[1] The obligation authority is fixed by law and the entire appropriation is obligated immediately for the congressional printing and binding work.
[2] Of the initial 1981 appropriation of $16,850,000; an estimated $4,210,000 of printing and binding work remains to be completed and liquidated in subsequent fiscal years.
[3] Of the initial 1981 appropriation of $85,400,000; an estimated $28,185,000 of printing and binding work remains to be completed and liquidated in subsequent fiscal years.

EMPLOYEES ON ROLL

	As of—	Number
Fiscal year:		
1954	Jan. 1, 1954	7,148
1955	June 1, 1955	6,803
1956	Apr. 1, 1956	6,687
1957	Mar. 15, 1957	6,490
1958	Mar. 31, 1958	6,432
1959	Feb. 28, 1959	6,513
1960	Feb. 29, 1960	6,547
1961	Feb. 28, 1961	6,614
1962	Feb. 28, 1962	6,887
1963	Feb. 28, 1963	7,161
1964	Jan. 31, 1964	7,272
1965	Jan. 31, 1965	7,392
1966	Jan. 31, 1966	7,257
1967	Jan. 31, 1967	7,542
1968	Jan. 31, 1968	7,825
1969	Jan. 31, 1969	7,971
1970	Dec. 31, 1969	8,125
1971	Dec. 31, 1970	8,371
1972	Dec. 31, 1971	8,259
1973	Dec. 31, 1972	8,527
1974	Dec. 31, 1973	8,237
1975	Dec. 31, 1974	8,417
1976	Dec. 31, 1975	8,508
19TQ	Sept. 30, 1976	8,226
1977	Sept. 30, 1977	7,914
1978	Sept. 30, 1978	7,574
1979	Sept. 30, 1979	7,226

	Sept. 30, 1978			Sept. 30, 1979		
	Washington Metro area	Field	Total	Washington Metro area	Field	Total
Documents area	1,261	221	1,482	1,205	197	1,402
GPO operations	5,765	327	6,092	5,510	314	5,824
Total	7,026	548	7,574	6,715	511	7,226

SUMMARY OF DETAILS TO CONGRESS AS OF OCT. 31

	1978			1979		
	Temporary	Permanent	Total	Temporary	Permanent	Total
Senate	30	16	46	29	11	40
House of Representatives	25	15	40	23	12	35
Joint Committees	5	2	7	3	2	5
Miscellaneous	12	35	47	15	36	51
Total	72	68	140	70	61	131

DETAILS TO CONGRESS

	As of Oct. 31, 1978			As of Oct. 31, 1979		
	Temporary	Permanent	Total	Temporary	Permanent	Total
SENATE COMMITTEES						
Agriculture, Nutrition, and Forestry	1	0	1	2	0	2
Appropriations	3	1	4	3	1	4
Armed Services	1	1	2	1	1	2
Banking, Housing, and Urban Affairs	1	0	1	1	0	1
Budget	2	0	2	2	0	2
Commerce, Science, and Transportation	1	0	1	2	0	2
Energy and Natural Resources	0	2	2	0	2	2
Environment and Public Works	5	0	5	1	0	1
Finance	5	0	5	3	0	3
Foreign Relations	0	1	1	1	1	2
Governmental Affairs	1	1	2	3	1	4
Human Resources	0	3	3	0	2	2
Judiciary	2	4	6	4	1	5
Republican Policy	1	0	1	1	0	1
Rules and Administration	0	1	1	0	1	1
Veterans' Affairs	2	0	2	2	0	2
Select Committee on Small Business	1	0	1	1	0	1
Select Committee on Intelligence	2	0	2	1	0	1
Select Committee on Indian Affairs	0	1	1	0	0	0
Special Committee on Aging	2	1	3	1	1	2
Total Senate	30	16	46	29	11	40
HOUSE COMMITTEES						
Agriculture	1	0	1	1	0	1
Appropriations	2	0	2	1	0	1
Armed Services	0	1	1	1	1	2
Banking, Finance and Urban Affairs	1	1	2	0	1	1
Budget	1	1	2	1	0	1
District of Columbia	0	1	1	0	1	1
Education and Labor	1	1	2	1	1	2
Government Operations	1	1	2	1	1	2
House Administration	1	1	2	6	1	7
Interior and Insular Affairs	1	0	1	1	0	1
International Relations	1	1	2	1	0	1

54-689 - 80 - 43

DETAILS TO CONGRESS—Continued

	As of Oct. 31, 1978			As of Oct. 31, 1979		
	Temporary	Permanent	Total	Temporary	Permanent	Total
Interstate and Foreign Commerce	2	1	3	3	1	4
Judiciary	0	1	1	0	1	1
Merchant Marine and Fisheries	1	0	1	1	0	1
Rules	1	0	1	1	0	1
Science and Technology	1	1	2	1	1	2
Small Business	0	0	0	1	0	1
Ways and Means	0	2	2	0	2	2
Select Committee on Aging	2	0	2	2	0	2
Select Committee on Assassinations	2	0	2	0	0	0
Select Committee on Congressional Operations	4	1	5	0	0	0
Select Committee on Narcotics Abuse and Control	1	1	2	0	1	1
Select Committee on Population	1	0	1	0	0	0
Total House of Representatives	25	15	40	23	12	35
JOINT COMMITTEES						
Joint Economic Committee	1	1	2	1	1	2
Joint Committee on Printing	4	1	5	2	1	3
Total Joint Committees	5	2	7	3	2	5
MISCELLANEOUS						
Congressional Receiving Clerks	0	15	15	0	16	16
Congressional Record Indexors	6	13	19	5	14	19
Secretary of Senate	1	3	4	1	3	4
Clerk of House of Representatives	1	4	5	1	2	3
House Legislative Counsel				3	1	4
Senate Legislative Counsel				2	0	2
Speaker's Office	4	0	4	3	0	3
Total Miscellaneous	12	35	47	15	36	51
Grand total	72	68	140	70	61	131

	Fiscal year—								
	1974	1975	1976	19TQ	1977	1978	1979	1980 estimate	1981 estimate
Man-year equivalents	177	162	173	43	165	157	153	145	147
Total dollars (millions)	$3.9	$4.3	$5.1	$1.2	$4.7	$5.3	$5.4	$5.5	$6.0

SUMMARY OF PUBLICATIONS BOUND FOR SENATE COMMITTEES—FISCAL YEAR 1979

	Number of volumes bound	Amount billed to congressional printing and binding appropriation
Senate committees:		
Agriculture, Nutrition and Forestry	75	$7,078
Appropriations	82	17,688
Armed Services	88	8,738
Banking, Housing and Urban Affairs	47	4,339
Commerce, Science, and Transportation	102	12,346
Democratic Policy	5	1,167
Environment and Public Works	80	6,822
Finance	139	24,697
Foreign Relations	73	8,900
Governmental Affairs	55	3,814
Human Resources	5	856
Joint Economic	299	26,318
Judiciary	36	3,372
Select Committee on Indian Affairs	66	6,901
Select Committee on Intelligence	1	92
Total	1,153	$133,128
Senate Members	17	2,086
Total Senate	1,170	$135,214

SUMMARY OF PUBLICATIONS BOUND FOR HOUSE COMMITTEES—FISCAL YEAR 1979

	Number of volumes bound	Amount billed to congressional printing and binding appropriation
House Committees:		
Agriculture	390	$19,605
Appropriations	210	23,718
Armed Services	27	4,475
Banking, Finance and Urban Office	825	61,000
Budget	135	14,144
District of Columbia	53	4,511
Education and Labor	420	30,420
Government Operations	167	18,964
House Administration	8	972
Interior and Insular Affairs	136	17,192
International Relations	290	16,808
Interstate and Foreign Commerce	131	11,701
Judiciary	104	10,328
Merchant Marine and Fisheries	122	10,172
Post Office and Civil Service	2	130
Science and Technology	255	11,321
Select Committee on Aging	8	524
Select Committee on Intelligence	78	10,290
Select Committee on Outer Continental Shelf	46	2,953
Small Business	6	869
Standards of Official Conduct	4	247
Veterans' Affairs	53	5,232
Ways and Means	60	13,366
Total for House Committees	3,530	$288,942
House Members	294	45,350
Total House of Representatives	3,824	$334,292

1980 AND 1981 WALL CALENDARS ORDERED FROM GOVERNMENT PRINTING OFFICE

Ordered by—	Requisition		Number of calendars	Estimated cost
	Number	Date		
Clerk's Office, House of Representatives	2,701	Oct. 17, 1979	178,000	$176,700
Secretary of the Senate	157	Oct. 10, 1979	18,000	21,300
Total ordered by House and Senate			196,000	$198,000

Notes: House calendars, size 12¼ × 17⁹⁄₁₆, cover 2 years 1980 and 1981, are printed in 2 colors, mounted on board, lined with blue paper, and have an illustration showing a 4-color panoramic view of Capitol.

Senate calendars, size 9¾ × 14⅝, cover 2 years 1980 and 1981, are printed with single-color numerals, mounted on board, and have an illustration showing a 4-color panoramic view of the Senate wing of Capitol.

CONGRESSIONAL RECORD PROGRAM PAGE COSTS

	Fiscal year—			
	1978	1979	1980	1981
Per typed page	$350.30	$380.70	$393.36	$413.19
Per page per copy (in mills)	14.3	19.4	16.4	17.2

COPYRIGHT ROYALTY TRIBUNAL

1980 Regular Bill	$471,000
Proposal Supplemental for Pay Raise	$ 19,000
1980 Adjusted	$490,000
1981 Estimate	$490,000
Net Increase	- 0 -

Decreases

1.	Travel	- $ 2,000
2.	Postage	- $ 2,500
3.	Local Telephone	- $ 3,000
4.	Long Distance Telephone	- $ 2,400
5.	Rental of Equipment	- $ 2,200
6.	Rental of Space	- $ 3,000
7.	Printing, Forms	- $ 4,200
8.	Offset Reproduction	- $ 1,500
9.	Other Services, Misc.	- $ 1,700
10.	Grievance & Arbitration Services	- $ 9,000
11.	Office Supplies	- $ 1,800
	Total Decreases	- $ 33,300

Analysis of Increases

		FY 1980	FY 1981	Increase
1.	Salaries and Compensation.....	$387,500	$394,500	+ $ 7,000
	Current level +$26,000			
	To cover cost of living increase granted in 1980 by Congress for commissioners and salary increase for staff.			
2.	Professional and Consultant Services	-0-	$ 25,000	+ $25,000
	Service Expansion +$25,000			
	Increase provides for the use of professionals on a temporary basis particularly for the proceedings the Tribunal is required by mandate to conduct the latter part of 1980.			
3.	Repair to Equipment	$ 500	$ 1,800	+ $ 1,300
	Current level +$1,300			
	To provide for increased costs in repair to equipment.			
	Total Increases			+ $33,300

SUMMARY

Total Salaries and Expenses - Copyright Royalty Tribunal	$490,000	$490,000	-0-
Decrease in Current Level - $33,300			
Service Expansion +$25,000			
Increase in Current Level +$8,300			

COPYRIGHT ROYALTY TRIBUNAL

		Fiscal 1980	Fiscal 1981
11.1	Salaries and Compensation	$358,500	$361,900
12.1	Personnel Benefits	$ 29,000	32,600
21.	Travel	7,000	5,000
23A.	Postage	3,000	500
23B.	Local Telephone	5,500	2,500
23C.	Long Distance Telephone	3,600	1,200
23E.	Rental of Equipment	2,400	200
23F.	Rental of Space	27,000	24,000
24F.	Printing, Forms	6,000	1,800
24L.	Offset Reproduction	1,500	-0-
25A.	Other Services, Miscellaneous	1,700	-0-
25D.	Services of Other Agencies	25,300	25,300
25F.	Professional and Consultant Services	-0-	25,000
25G.	Repair of Equipment	500	1,800
25K.	Grievance and Arbitration Services	15,000	6,000
26A.	Office Supplies	3,000	1,200
31.	Books and Library Materials	1,000	1,000
	Total	$490,000	$490,000

Program and Financing (in thousands of dollars)

Identification code 09–0310–0–1–376	1979 actual	1980 est.	1981 est.
Program by activities:			
10.00 Copyright Royalty Tribunal	485	490	490
Financing:			
25.00 Unobligated balance lapsing	320	.....	.....
Budget authority	**805**	**490**	**490**
Budget authority:			
40.00 **Appropriation**	**805**	**471**	**490**
44.20 Supplemental for civilian pay raise	.....	19	.....
Relation of obligations to outlays:			
71.00 Obligations incurred, net	485	490	490
72.40 Obligated balance, start of year	81	60	62
74.40 Obligated balance, end of year	−60	−62	−63
77.00 Adjustments in expired accounts	−7	.....	.....
90.00 Outlays excluding pay raise	499	470	488
91.20 Outlays from civilian pay raise supplemental	.....	18	1

Object Classification (in thousands of dollars)

Identification code 09–0310–0–1–376	1979 actual	1980 est.	1981 est.
11.1 Personnel compensation: Permanent positions	334	359	362
12.1 Personnel benefits: Civilian	27	29	33
21.0 Travel and transportation of persons	9	7	5
23.1 Standard level user charges	24	27	24
23.2 Communications, utilities, and other rent	7	14	4
24.0 Printing and reproduction	12	8	2
25.0 Other services	65	42	58
26.0 Supplies and materials	1	3	1
31.0 Equipment	6	1	1
99.0 Total obligations	485	490	490

Personnel Summary

Total number of permanent positions	18	10	10
Total compensable workyears	10	10	10
Average salary of ungraded positions	$33,445	$34,790	$36,190

UNITED STATES GENERAL ACCOUNTING OFFICE

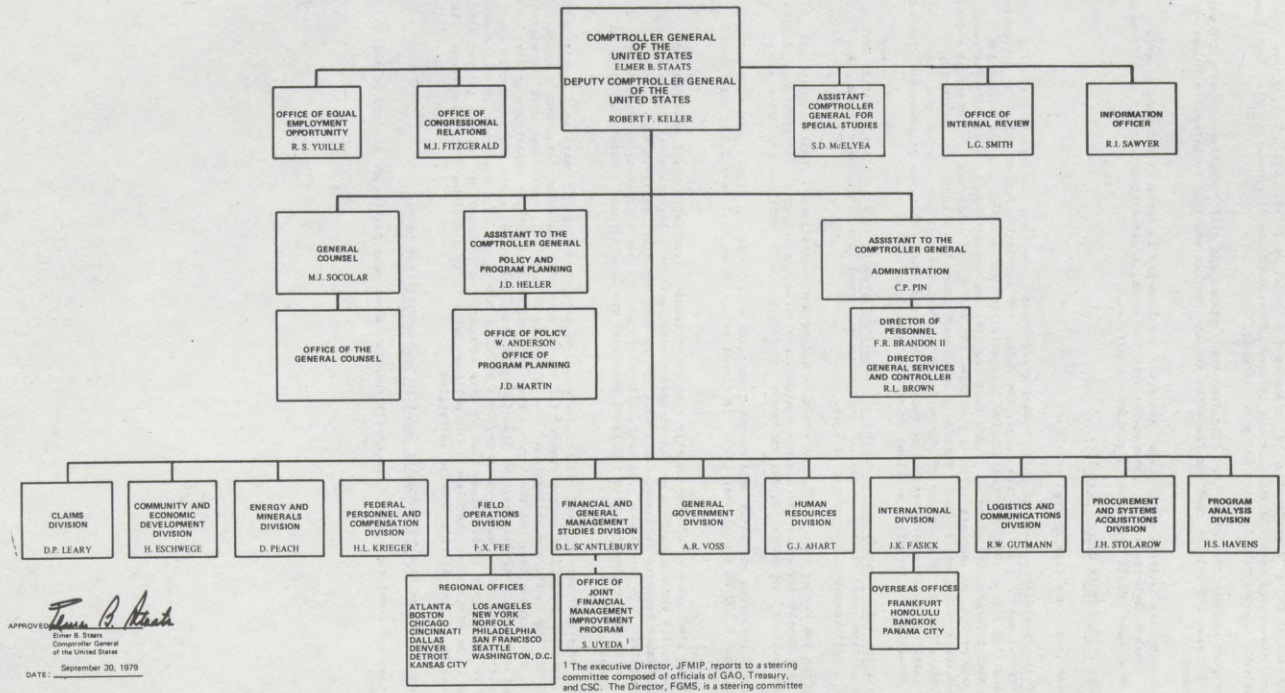

[1] The executive Director, JFMIP, reports to a steering committee composed of officials of GAO, Treasury, and CSC. The Director, FGMS, is a steering committee member.

APPROVED: Elmer B. Staats
Elmer B. Staats
Comptroller General of the United States

DATE: September 30, 1979

(629)

U.S. GENERAL ACCOUNTING OFFICE
PROGRAM AND PERFORMANCE

INTRODUCTION

The sections of GAO's "Justification of Estimates for Fiscal Year 1981" which follow show the plans and staff requirements of each GAO division and office. Those sections disclose the role, functions, and plans of each organization in which GAO staff is used.

This Program and Performance section discusses work, plans, and staff requirements on a GAO-wide basis. It discusses GAO's total need for resources and the overall workload requirements to which it must respond.

This section also outlines work, plans, and staff requirements in terms of GAO-wide program categories. Those categories are not coextensive with individual organizations. Their objectives are shared by a number of different GAO divisions and offices.

NEED FOR STAFF RESOURCES IN FISCAL YEAR 1981

GAO's workload comes from several sources:

--Continuing legislation such as that requiring audit and evaluation coverage of virtually all Federal agencies and programs, e.g., the Budget and Accounting Act of 1921, the Accounting and Auditing Act of 1950, the Legislative Reorganization Act of 1970, and the Budget and Impoundment Control Act of 1974. Under such legislation, while there is a clear requirement that GAO provide an adequate level of coverage, the timing and substance of individual audits and evaluations is left to GAO. This we view as work under GAO's continuing statutory responsibilities. This portion of our workload is increased when new programs are created or when existing programs are expanded or substantially modified. When new programs are created, they constitute an increased workload which continues from year to year.

--Legislation which specifically mandates a particular GAO audit or evaluation, usually within a stated timeframe. Audits or evaluations may be performed in a single year or they may require performance over a number of years.

--Committee and Member requests for GAO to make audits and evaluations. These requests are made on a day-to-day basis and include a wide array of federal agencies and programs. Audits and evaluations respond to the current needs and interests of committees and Members.

GAO's staff resources virtually held constant at 5,144 staff years in fiscal year 1977 and fiscal year 1978 and only 5,100 in fiscal year 1979. In fiscal year 1980 we will have 5,275 staff years available to us.

During this time GAO's workload -- mostly that which results from legislative mandates for particular GAO audits and evaluations -- has increased substantially. For example, legislation and committee and Member requests increased GAO's workload by some 400 staff years in both fiscal year 1979 and fiscal year 1980. To meet these congressionally directed workload increases, we reduced coverage under GAO's continuing responsibilities in fiscal year 1979 and we will need to continue to do so in fiscal year 1980.

In fiscal year 1981 our workload will be increased by more than 50 staff years as a result of new legislation (enacted since GAO's budget request for fiscal year 1980 was submitted), and by committee reports requiring GAO audits and evaluations. Our plans are to meet this additional workload without an increase in staff resources. We are hopeful that this can be done without materially eroding coverage under our continuing responsibilities. We plan to apply about 25% of our audit and evaluation staff time to defense related work. Such work, which involved 45.5% of our effort in fiscal year 1970, had declined to about 21% in fiscal year 1978. Since then we have attempted to increase our defense related work to about 25% and to maintain it at that level. We believe that this is a minimum level consistent with the audit requirements of the nation's defense activities.

Legislation and Committee Reports Mandating Specific Responsibilities to GAO

Legislation and committee reports frequently require GAO to make particular studies or audits

involving either specific one-time requirements which need to be met in a stated time frame--usually by a specific date--or requiring the use of GAO resources over a number of years.

The following are illustrative of specific legislative mandates enacted since GAO made its last budget submission:

--The Amtrak Reorganization Act of 1979, Public Law 96-73, September 29, 1979, requires GAO to study the free or reduced rate transportation provided to railroad employees by Amtrak under Section 405(f) of the Rail Passenger Service Act. GAO is to recommend appropriate means for reimbursing Amtrak for the cost of providing such services, study Amtrak's debt obligations, and recommend means to eliminate obligations guaranteed under Section 602 of the Rail Passenger Service Act.

--Health Planning and Resources Development Act, Public Law 96-79, October 4, 1979, requires GAO to evaluate the exemption authority provided by Section 152.7(b) of the Public Health Services Act which exempts Health Maintenance Organizations from certificate of need requirements.

--Panama Canal Act of 1979, Public Law 96-70, September 27, 1979, requires GAO annually to (a) certify revenues estimated by the Secretary of Defense, (b) audit the financial statements of the new Panama Canal Commission, and (c) audit the payments made to Panama for public services under paragraph 5 of article III of the treaty. The Comptroller General must also review and approve the Panama Canal Commission's accounting system when it is acceptable under GAO's standards.

--Federal Trade Commission Authorization for Fiscal Years 1980 - 1982, Senate Report 96-184, May 15, 1979, requires a GAO audit of recipients of public participation funds.

--Agriculture, Rural Development and Related Agencies Appropriations, Public Law 96-108, November 9, 1979, mandates GAO to conduct a full and complete review of the resource conservation and development program, taking into account both the costs and the benefits of the program.

Legislation Creating or Expanding Federal Programs

With only minor exceptions, GAO is required to audit and evaluate the operations of all Federal agencies and their programs. Our basic 1921 legislation--reemphasized by various pieces of additional legislation through the years--gives GAO this massive audit and evaluation responsibility over the range of Federal activities. This total workload remains in place from year to year. In effect, GAO's basic continuing legislation requires us to obtain needed resources and use them in a way that provides meaningful audit and evaluation coverage over GAO's continuing responsibilities, as well as its responsibility to respond to those studies which are legislatively mandated, or are requested by a committee or Member.

Each new piece of legislation which adds a new program or modifies or expands an existing one, effectively increases GAO's total workload whether or not it specifically calls for GAO audit. Examples of such legislation enacted since we made our last request for resources include the following:

--Veterans Health Care Amendments of 1979, Public Law 96-22, June 13, 1979. Providing adequate audit and evaluation coverage under these amendments will require GAO to review the effectiveness of readjustment counseling and related mental health services to Vietnam era veterans, and the pilot program for alcohol and drug dependence treatment.

--Department of Education Organization Act of 1979, Public Law 96-88, October 17, 1979. This act establishes the new Department of Education. GAO will need to increase its work in related areas, including the feasibility of transferring other education functions, such as those of the Bureau of Indian Affairs, to the new department.

--International Development Cooperation Act of 1979, Public Law 96-53, August 14, 1979. The Institute for Scientific and Technological Cooperation was created by this act. In fiscal year 1981, we will need to devote increased resources to review the organizational and start-up issues associated with the new agency.

--Speedy Trial Act Amendments of 1979 Public Law 96-43 August 2 1979. GAO will need to consider the impact and operational effectiveness of the new provisions in this act to determine whether they have remedied problems identified by prior GAO reports.

--The Federal Magistrates Act of 1979, Public Law 96-82, October 10, 1979. GAO will need to assess the implementation of the act, with particular attention to the degree to which the role and efficiency of U.S. magistrates has been affected, and the corresponding effect on U.S. district courts.

Requests of Committees and Members

Another important part of our workload which directly assists Congress--and one over which we have little or no control--involves requests of committees and Members of Congress for the performance of particular audits and evaluations. In recent years these requests have increased in frequency, number, and scope. In fiscal year 1979, they required 33 percent of the staff resources used by GAO's audit and evaluation divisions. The Legislative Reorganization Act of 1970 directs GAO to respond to the requests of committees. We also try to fulfill the audit and evaluation requests of individual Members in so far as possible.

We continue to work with committees and Members on individual requests to seek ways in which we can consolidate requests for work from different committees or Members. We are frequently able to satisfy request work by expanding or modifying work already in process and by using the results of recently completed, self-initiated work. That work which is typically broadly based frequently meets the needs of individual requestors.

Present estimates are that, through judicious use of these approaches, work responsive to committee and Member requests in fiscal year 1981 can be kept to fiscal year 1980 levels which we estimate to be 1,350 staff years.

Other Direct Assistance Activities

All of GAO's work assists the Congress in its legislative or oversight roles. GAO's program plans and plans for individual assignments are developed only after careful consideration of the needs and interests of committees and Members of Congress, and of the congressional time table. GAO's self-initiated work, under its continuing legislative responsibilities, is carefully planned and performed to be timely and relevant to congressional interests and actions. As previously pointed out, GAO directly supports the Congress by performing work which is legislatively mandated and which is requested by committees and Members. Other GAO work which is of immediate and direct support to the Congress includes:

--testimony relating to GAO work, including staff effort required to prepare for hearings. This is a significant and fast-growing role, which gives the Congress the benefit of the results of GAO work and the expertise of GAO staff in particular areas. In fiscal year 1979, GAO officials testified 188 times, virtually once every legislative day. These 188 appearances represented a 15 percent increase over fiscal year 1978 and a 500 percent increase over the 31 times GAO officials testified in fiscal year 1970. The number of times GAO representatives are asked to testify before congressional committees is an important indication of congressional reliance on our work.

--comments on legislative proposals. GAO reviews and evaluates proposed legislation or proposed changes in legislation, when asked. By reviewing agency programs and activities firsthand, GAO is in an excellent position to advise objectively how a program can be expected to work, or whether a better alternative exists.

--substantive support to appropriation, authorization, and oversight hearings. On request, GAO reviews the results of its work and provides relevant questions, or otherwise helps committees probe areas of concern.

--assistance in developing statements of legislative objectives and goals. Knowledge gained by GAO in auditing and evaluating programs is made available, on request, when goals and objectives are being considered for inclusion in legislative proposals.

--legislative recommendations. At times GAO audit and evaluation work indicates that program economy, efficiency, or effectiveness would be improved by changes to legislation.

--rendering advisory legal opinions in drafting legislation and other legal assistance. GAO issues opinions on the authority of departments and agencies and the circumstances under which public funds may be spent. GAO also issues advisory opinions on a wide variety of issues to assist the Congress in its legislative and oversight functions.

--auditing services for the legislative branch. GAO has a small professional staff located in the Capitol complex. This staff performs required work in auditing private organizations and other commercial type activities performing services at the Capitol complex. GAO assists in House and Senate financial and administrative operations and provides advisory services.

--staff assigned to congressional committees. When committees need audit and evaluation skills rather than particular "products", GAO staff members may be assigned to committees for up to a year. However, these assignments are made only in special cases and on a very limited basis. The Senate is required to reimburse GAO for the salary of staff members loaned to committees.

In fiscal year 1981 we expect these direct assistance services to increase. We are not, however, requesting additional resources to meet this increase. Instead, we plan to reprogram from other work as may be necessary.

Pending Legislation

At present, 18 bills are pending in the Congress which, if passed, would increase GAO's workload by 106 staff years in fiscal year 1980, and 141 in fiscal year 1981. Pending legislation does not form a part of GAO's request for resources. Resources are requested only for the existing workload.

If these bills or others are enacted, we will need to further reprogram from work that we would otherwise perform or request a supplemental appropriation if the impact of new legislation would seriously impair GAO's ability to meet its overall responsibilities.

WORK REQUIRED FOR OFFICE-WIDE PROGRAM CATEGORIES

GAO work is accomplished through a large number of individual assignments, each of which seeks particular defined objectives. GAO's program planning system provides an important vehicle by which individual assignments are the "building blocks" in GAO audits and evaluations of major issues of highest national interest. An important perspective by which we establish the need for resources and manage their use is that of GAO-wide program categories, which require the participation of all or most GAO divisions. These program categories, and our estimate of the staff years that they will require are:

Program Category	Estimated Staff Years FY 1980	FY 1981	Change
Review of Programs for Economy, Efficiency, and Effectiveness	3,345	3,375	+ 30
Analysis of Costs and Benefits of Alternative Approaches	279	270	- 9
Audits of Financial Operations and Accounting Systems Work	339	339	-
Special Studies	414	397	- 17
Claims Settlement and Debt Collection Activities	115	115	-
Legal Services and Decisions	232	232	-
Executive Direction and Administrative Support	551	547	- 4
Total	5,275	5,275	-0-

The work that we do in each of these program categories the congressional mandates giving rise to it, and the need for resources in fiscal year 1981 are described in the following pages.

Review of Programs for Economy, Efficiency, and Effectiveness

This is GAO's largest program category. It involves work directed to saving money through efficient program management, and in making the Federal Government work better and be more responsive through program effectiveness. Work in this category deals with audits and evaluations concerned with efficiency, economy, and effectiveness in the use of public resources

Work under this category includes the review of policies, procedures, and transactions as a basis for evaluating (1) the manner in which an agency carries out its programs and activities and uses financial, property, and personnel resources, and (2) what has been, is being, or should be accomplished through existing Federal programs and activities, in relation to objectives established by the Congress through statute, or by agencies through regulations or procedures. GAO work under this category inquires into matters such as the:

--need for goods or services provided or procured;

--reasonableness of costs incurred or expenditures made;

--proper use of resources;

--adequacy of revenues received for goods and services;

--effects that programs are achieving, gauged against those that were intended; and

--improvements that can be made in the programs themselves, or the manner in which they are carried out.

All Federal agencies and programs are covered by work in this program category. It is performed based on GAO's continuing responsibilities (beginning with the Budget and Accounting Act of 1921), on specific legislative mandates, or by the request of committees or Members.

In planning work under this program category, we give first consideration to the interests of the Congress. We maintain close and continuing contacts with congressional committees to assure the usefulness of our work products. To determine what we should undertake in this program category, we consider

--expressions of congressional interest;

--the importance of programs and activities based on public impact, amount of expenditures, investment in assets, and amount of revenues;

--the newness of programs and activities;

--public criticism indicating the need for corrective action; and

--the extent and recency of prior work by GAO or by agency internal review and evaluation groups.

In work under this category, we consider what is happening in programs and activities of virtually all executive agencies. With GAO staff stationed in department and agency locations in Washington, D.C., 15 regional offices and 21 suboffices throughout the continental United States, and in 4 offices around the world we identify problems as they develop and keep on top of what is happening day-to-day in the planning and operation of Federal programs. Our government-wide responsibilities give us the perspective to recommend ways to improve interagency relationships, to eliminate program overlaps and duplication, and to correct gaps in program coverage. In so doing, we point out to the Congress how program effectiveness, efficiency, and economy can be improved.

In fiscal year 1981 we plan to use 3,375 staff years for work under this program category--30 staff

years more than in fiscal year 1980. Of this total, we estimate that in fiscal year 1981, 39 percent will be in response to legislation specifically mandating GAO audits and evaluations and on requests of committees and Members. The remainder will be based on statutes requiring certain GAO work on a continuing basis, on continuing commitments to committees, and to fulfill requirements under GAO's basic legislation (e.g. the Budget and Accounting Act of 1921) to assure an adequate level of audit and evaluation coverage of Federal agencies and programs.

Analysis of Costs and Benefits of Alternative Approaches

This program category analyzes the costs and benefits of alternative programs. Its main thrust analyzes the cost benefit and probable impact and implications of different approaches to significant problems which are usually national in scope. Its emphasis is on alternative actions needed to deal with an important issue or problem at the national level, whether or not any Federal programs or legislation are in place to deal with the problem.

For example, we:

--assess the impact revenue sharing program alternatives have on (a) the level of revenue sharing payments available to State governments, (b) State taxing levels, and (c) State and local governments;

--evaluate alternatives to the Bureau of Customs' procedures for appraising imported merchandise;

--assess the impact that regulations have on operations and costs for electric utilities and for consumers and evaluate the changing thrust of current regulatory efforts.

We plan to use 270 staff years for work in this program category in fiscal year 1981. This is 9 staff years under the 279 staff years planned for fiscal year 1980.

Audits of Financial Operations and Accounting Systems Work

Work under this program category is directed toward improving accounting and financial accountability of Federal agencies and their programs. It includes:

--Improving the accounting systems of Federal executive agencies by prescribing principles and standards, cooperating with agencies as they develop their systems, reviewing the design of completed systems, and approving them when the systems' design meets GAO prescribed principles and standards.

--Reviewing accounting systems as they are used in connection with agency programs throughout the Government. By such work, we determine whether accounting systems are operating as intended.

--Auditing and settling accounts of accountable officers in both civil and military departments and at military finance centers. This work is closely related to, and benefits from, reviews of accounting systems discussed above.

--Auditing Government corporations and other Government activities for which GAO is assigned responsibility by various legislation, primarily the Government Corporation Control Act of 1945. These examinations determine the propriety of financial transactions and the fairness of financial statements. They include comments and information needed to inform Congress of corporation activities.

--Assisting Federal, State, and local Governments to strengthen their auditing and evaluation standards and methods.

--Participating in the Joint Financial Management Improvement Program. This Government-wide program stimulates improvements in accounting and other financial management practices.

--Helping congressional committees get the fiscal, budgetary, and program information that they need and to effectively use the information that they get. This part of our work got particular emphasis from the Budget and Impoundment Control Act of 1974.

--Improving the program evaluation methods used by executive agencies and helping Congress to use program evaluation information. This work was emphasized by the Budget and Impoundment Control Act of 1974.

54-689 - 80 - 44

In fiscal year 1981 we plan to use 339 staff years for work in this program category--the same number as in fiscal year 1980.

Special Studies

This category includes assignments and studies that fulfill important GAO responsibilities but do not easily fit in any of the other program categories. It also includes broadly-based planning surveys which will guide GAO work perhaps for years to come. It includes research efforts such as those directed to developing or improving evaluation methodology and innovative techniques.

The following illustrate the kinds of work included in this program category:

--Monitoring ongoing investigations concerning the Three Mile Island nuclear accident and determining how well these investigations are conducted.

--Designing and developing a prototype inventory of all Federal food, agriculture, and nutrition programs. This includes designing a classification structure to define and compare programs on a common basis.

--Assessing the danger to people from low level radiation, evaluating research efforts that have been completed and additional research needs.

Our work in this program category will require 397 staff years in fiscal year 1981. This is 17 staff years less than will be required for fiscal year 1980.

Claims Settlement and Debt Collection Activities

This category includes GAO work required to settle claims by and against the United States. At little or no expense to aggrieved parties, it provides an impartial and independent settlement of their claims. It also reduces the burden of the courts and the Department of Justice which could result from litigation instituted by aggrieved parties. GAO work involves

--claims against the United States that are referred to GAO for settlement because they involve questions of law or fact or because submission of the claim is required by statute, and

--claims referred to GAO because of administrative doubt as to the liability of the debtor or the amount of the debt or because the agencies' own collection efforts have been unsuccessful.

One hundred and fifteen staff years will be used for work in this program category in fiscal year 1981--the same number as in fiscal year 1980.

Legal Services and Decisions

This program category includes GAO's legal work. Work under it extends, with certain exceptions, to virtually the full range of the Government's receipt and expenditure activity. It includes

--preparing legal decisions on questions within the jurisdiction of the Comptroller General and in response to requests of unsuccessful bidders,

--furnishing legal references and legislative services,

--reviewing audit reports, and

--offering legal services and advice to divisions and offices in GAO.

Also included in this program category is GAO's impoundment control work. This involves monitoring executive branch actions to assure that budget authority is made available for obligation and, where budget authority is withheld, that required reports are made to the Congress. It includes proceedings in court to force the executive branch to comply with the law when it fails to follow congressional mandates.

We will need 232 staff years in fiscal year 1981 for work in this program category. This is the same as for fiscal year 1980.

Executive Direction and Management Services

This program category includes:

--Directing and controlling the operation of the General Accounting Office by the Office of Comptroller General.

--The functions of the Office of Policy, the Office of Program Planning, the Office of Internal Review, the Office of Equal Employment Opportunity and those of the Information Officer.

--The functions of the General Services and Controller organization which provides direct support to all of GAO's divisions and offices as follows:

.accounting and financial management

.ADP and other information planning and management and administrative and library services.

--Personnel management and staff development functions of the Office of Personnel.

This work will require 547 staff years in fiscal year 1981. This is 4 staff years less than in fiscal year 1980.

U.S. GENERAL ACCOUNTING OFFICE
SALARIES AND EXPENSES
Summary of Amounts Requested

	1980 Base		Changes from Base		1981 Estimates	
	Average Positions	Amount	Average Positions	Amount	Average Positions	Amount
Office of Comptroller General	14	$ 478,000		+$ 6,000	14	$ 484,000
Special Staff Offices	41	1,115,000		+ 21,000	41	1,136,000
Office of the General Counsel	228	6,532,000		+ 97,000	228	6,629,000
Claims Division	120	2,484,000		+ 58,000	120	2,542,000
Community and Economic Development Division	265	8,191,000		+ 285,000	265	8,476,000
Energy and Minerals Division	192	5,885,000		+ 174,000	192	6,059,000
Federal Personnel and Compensation Division	146	4,234,000		+ 107,000	146	4,341,000
Field Operations Division	2,156	60,691,000		+ 2,274,000	2,156	62,965,000
Financial and General Management Studies Division	280	8,987,000		+ 246,000	280	9,233,000
General Government Division	239	6,950,000		+ 257,000	239	7,207,000
General Services and Controller	329	7,777,000		+ 185,000	329	7,962,000
Human Resources Division	294	9,001,000		+ 365,000	294	9,366,000
International Division	272	8,332,000		+ 235,000	272	8,567,000
Joint Financial Management Improvement Program	5	157,000		+ 5,000	5	162,000
Logistics and Communications Division	185	5,694,000		+ 191,000	185	5,885,000
Personnel	151	3,324,000		+ 98,000	151	3,422,000
Policy	13	465,000		+ 12,000	13	477,000
Procurement and Systems Acquisition Division	165	5,398,000		+ 131,000	165	5,529,000
Program Analysis Division	165	5,017,000		+ 128,000	165	5,145,000
Program Planning	15	488,000		+ 15,000	15	503,000
Sub-total	5,275	151,200,000	-	+ 4,890,000	5,275	156,090,000
Personnel Benefits		14,909,000		+ 698,000		15,607,000
Travel		12,500,000		+ 700,000		13,200,000
Other Expenses		31,980,000		+ 1,193,000		33,173,000
Estimated Obligations 1980 and 1981		210,589,000		+$ 7,481,000		$218,070,000
Appropriation 1980		200,300,000				
Add: Proposed Supplemental Civilian Pay Raise		10,289,000				
		210,589,000				
Minus: Civilian pay raise absorption		1,522,000				
		$ 209,067,000				

ANALYSIS OF CHANGES
FROM FISCAL YEARS 1980 TO 1981

	1980 Base		Changes from Base	
	Average Positions	Amount	Average Positions	Amount
1980 Appropriation	5,275	$200,300,000		
Proposed Supplemental				
--Civilian pay raise		10,289,000		
Mandatory Costs				
Personnel Compensation				
Annualization of FY 80 salary cost				+$ 2,087,000
Ingrade increases				+ 1,290,000
Promotions				+ 1,366,000
Other personnel compensation				+ 5,000
Personnel Benefits				+ 698,000
Subtotal				+ 5,446,000
Inflation				
Travel				+$ 700,000
Transportation of Things				+ 46,000
Rent, Communications, and Utilities				
Duplicating Equipment				+ 63,000
Automatic Typing Equipment				+ 64,000
Other Equipment				+ 14,000
Office Space				+ 147,000
Telephone Services				+ 232,000
Mailgrams				+ 3,000
Postage and Fees				+ 131,000
Printing and Reproduction				+ 157,000
Other Services				
Training				+ 159,000
Health Services				+ 10,000
Maintenance of Other Equipment				+ 40,000
Maintenance of Leaseholds				+ 16,000
Supplies and Materials				+ 215,000
Subtotal				+ 1,997,000

ANALYSIS OF CHANGES
FROM FISCAL YEARS 1980 TO 1981

	1980 Base		Changes from Base	
	Average Positions	Amount	Average Positions	Amount
Growing Workload				
Personnel Compensation				
Positions other than permanent				+ 50,000
Other personnel compensation				+ 92,000
Transportation of Things				+ 79,000
Rent, Communications, and Utilities				
Automatic Typing Equipment				+ 11,000
Postage and Fees				+ 87,000
Telephone Services				+ 48,000
Office Space				+ 268,000
Printing and Reproduction				+ 27,000
Other Services				
Non-government Computer Services				+ 282,000
Maintenance of ADP Equipment				+ 30,000
Other Government Contracts				+ 34,000
Maintenance of Other Equip.				+ 40,000
Other Non-Government Contracts				+ 218,000
Training				+ 96,000
Supplies and Materials				+ 98,000
Subtotal				+ 1,460,000
Decreases in Costs				
Rental of ADP Equipment				- 87,000
Government Computer Service				- 86,000
Shared Administrative Support				- 293,000
Equipment				- 443,000
Lands and Structures				- 513,000
Subtotal				- 1,422,000
Total Change from FY 1980 Base	5,275	$210,589,000	-	+$ 7,481,000

ANALYSIS OF CHANGES IN PERSONNEL COMPENSATION
FISCAL YEARS 1980 TO 1981

	FY 1980 Salaries	Annualization of FY 1980 Salaries	Periodic Step Increases	Grade Promotion	Positions Other Than Permanent	Other Personnel Compensation	Total Change	FY 1981 Salaries
Office of Comptroller General	$ 478,000	+$ 3,000	+$ 3,000	+$ -	+$ -	+$ -	+$ 6,000	$ 484,000
Special Staff Offices	1,115,000	+ 8,000	+ 9,000	+ 3,000	-	+ 1,000	+ 21,000	1,136,000
Office of the General Counsel	6,532,000	+ 35,000	+ 41,000	+ 19,000	+ -	+ 2,000	+ 97,000	6,629,000
Claims Division	2,484,000	+ 23,000	+ 24,000	+ 8,000	+ 3,000	-	+ 58,000	2,542,000
Community and Economic Development Division	8,191,000	+ 128,000	+ 66,000	+ 85,000	+ 4,000	+ 2,000	+ 285,000	8,476,000
Energy and Minerals Division	5,885,000	+ 65,000	+ 55,000	+ 30,000	+ 20,000	+ 4,000	+ 174,000	6,059,000
Federal Personnel and Compensation Division	4,234,000	+ 39,000	+ 40,000	+ 22,000	+ 5,000	+ 1,000	+ 107,000	4,341,000
Field Operations Division	60,691,000	+ 992,000	+ 554,000	+ 708,000	+ 2,000	+ 18,000	+ 2,274,000	62,965,000
Financial and General Management Studies Division	8,987,000	+ 111,000	+ 80,000	+ 47,000	+ 4,000	+ 4,000	+ 246,000	9,233,000
General Government Division	6,950,000	+ 114,000	+ 66,000	+ 69,000	+ 8,000	-	+ 257,000	7,207,000
General Services and Controller	7,777,000	+ 74,000	+ 47,000	+ 31,000	- 22,000	+ 55,000	+ 185,000	7,962,000
Human Resources Division	9,001,000	+ 179,000	+ 73,000	+ 111,000	+ 2,000	-	+ 365,000	9,366,000
International Division	8,332,000	+ 93,000	+ 61,000	+ 74,000	+ 2,000	+ 5,000	+ 235,000	8,567,000
Joint Financial Management Improvement Program	157,000	+ 2,000	+ 2,000	+ 1,000	-	-	+ 5,000	162,000
Logistics and Communication Division	5,694,000	+ 72,000	+ 46,000	+ 68,000	+ 2,000	+ 3,000	+ 191,000	5,885,000
Personnel	3,324,000	+ 39,000	+ 32,000	+ 19,000	+ 8,000	-	+ 98,000	3,422,000
Policy	465,000	+ 5,000	+ 3,000	+ 4,000	-	-	+ 12,000	477,000
Procurement and Systems Acquisition Division	5,398,000	+ 47,000	+ 42,000	+ 38,000	+ 3,000	+ 1,000	+ 131,000	5,529,000
Program Analysis Division	5,017,000	+ 51,000	+ 42,000	+ 25,000	+ 9,000	+ 1,000	+ 128,000	5,145,000
Program Planning	488,000	+ 7,000	+ 4,000	+ 4,000	-	-	+ 15,000	503,000
TOTAL	$151,200,000	+$ 2,087,000	+$1,290,000	+$1,366,000	+$ 50,000	+$ 97,000	+$ 4,890,000	$ 156,090,000

DISTRIBUTION
OF FIELD AND OVERSEAS RESOURCES
BY DIVISION

	1980 Operating Level		Changes from Operating Level		1981 Estimates	
	Average Positions	Amount	Average Positions	Amount	Average Positions	Amount
Office of Comptroller General	-	-	-	-	-	-
Special Staff Offices	-	-	-	-	-	-
Office of the General Counsel	-	-	-	-	-	-
Claims Division	5	$ 138,000	-	+$ 5,000	5	$ 143,000
Community and Economic Development Division	360	9,938,000	+ 11	+ 692,000	371	10,630,000
Energy and Minerals Division	134	3,699,000	-	+ 140,000	134	3,839,000
Federal Personnel and Compensation Division	106	2,926,000	-	+ 111,000	106	3,037,000
Field Operations Division	-	-	-	-	-	-
Financial and General Management Studies Division	183	5,052,000	- 18	- 324,000	165	4,728,000
General Government Division	313	8,641,000	-	+ 327,000	313	8,968,000
General Services and Controller	-	-	-	-	-	-
Human Resources Division	474	13,085,000	- 12	+ 152,000	462	13,237,000
International Division	81	2,236,000	-	+ 85,000	81	2,321,000
Joint Financial Management Improvement Program	-	-	-	-	-	-
Logistics and Communications Division	259	7,150,000	+ 8	+ 500,000	267	7,650,000
Personnel	-	-	-	-	-	-
Policy	-	-	-	-	-	-
Procurement and Systems Aquisition Division	276	7,619,000	+ 11	+ 604,000	287	8,223,000
Program Analysis Division	59	1,629,000	-	+ 61,000	59	1,690,000
Program Planning	-	-	-	-	-	-
TOTAL	2,250	$ 62,113,000	-	+$2,353,000	2,250	$64,466,000

U.S. GENERAL ACCOUNTING OFFICE
Location and Staffing of Major Offices

	Average Positions 1980	Average Positions 1981	Actual on Board Sept. 22, 1979
Regional Offices:			
Atlanta	171	171	163
Boston	119	119	122
Chicago	122	122	114
Cincinnati	115	115	117
Dallas	160	160	160
Denver	127	127	126
Detroit	113	113	110
Kansas City	129	129	129
Los Angeles	131	131	123
New York	146	146	139
Norfolk	118	118	113
Philadelphia	144	144	139
San Francisco	151	151	146
Seattle	122	122	127
Washington	270	270	227
Total Regional Offices	2,138	2,138	2,055
Foreign Operations:			
Far East Branch			
Honolulu	35	35	36
Bangkok	11	11	11
European Branch			
Frankfurt	50	50	51
Latin American Branch			
Panama	16	16	15
Total Foreign Operations	112	112	113
Washington, D.C.	3,025	3,025	2,906
Total GAO	5,275	5,275	5,074
Average GS grade	11.1	11.1	11.1
Average GS salary	$27,322	$28,508	$25,504
Average salary of ungraded positions	$16,104	$16,104	$15,789

COLLECTIONS AND OTHER MEASURABLE SAVINGS
ATTRIBUTABLE TO THE WORK OF THE
GENERAL ACCOUNTING OFFICE
FISCAL YEAR 1979
(000 OMITTED)

DEPARTMENTS	Collections	Other measurable savings: Congressional action involved	Other measurable savings: Agency action involved	Total
Agriculture	$ -	$ 35,000	$ 11,000	$ 46,000
Air Force	24	32,000	95,884	127,908
Army	135	21,400	14,005	35,540
Commerce	-	6,800	11,000	17,800
Defense	8,570	693,500	190,242	892,312
District of Columbia Government	-	-	36	36
Energy	-	-	100,000	100,000
Environmental Protection Agency	-	300,000	-	300,000
Federal Judicial Center	-	510	-	510
General Services Administration	444	-	1,358	1,802
Health, Education, and Welfare	18,513	22,500	140,634	181,647
Housing and Urban Development	-	3,000	1,032	4,032
Interior	2,884	-	20,563	23,447
Justice	-	2,847	4,618	7,465
Labor	-	-	16	16
National Aeronautics and Space Administration	62	-	-	62
Navy	5,265	29,000	707,445	741,710
Postal Service	-	-	96	96
State	-	-	143	143
Transportation	17	30,000	-	30,017
Treasury	-	-	152	152
Veterans Administration	349	49,300	409	50,058
Washington Metropolitan Area Transit Authority	1,075	-	-	1,075
Government-wide	-	3,000	-	3,000
	37,338	1,228,857	1,298,633	2,564,828
General Claims work	10,585	-	-	10,585
Total	$47,923	$1,228,857	$1,298,633	$2,575,413

Fiscal Year 1979 Obligations
By Quarter

		1st	2nd	3rd	4th	4th Qtr. as % of Total	Total
11.00	Personnel Compensation	37,425,933	28,465,541	32,920,996	32,710,530	25%	131,523,000
12.00	Personnel Benefits	3,594,489	2,700,605	3,148,091	3,894,815	29%	13,338,000
13.00	Benefits for Former Personnel	8,222	8,225	5,481	12,072	36%	34,000
21.00	Travel and Transportation of Persons	2,523,828	2,572,852	2,781,418	2,622,902	25%	10,501,000
22.00	Transportation of Things	11,822	57,157	107,308	197,713	53%	374,000
23.00	Rent, Communications & Utilities	3,708,521	1,109,023	5,374,466	1,271,990	11%	11,464,000
24.00	Printing and Reproduction	1,351,622	156,972	115,864	(129,458)	(9%)	1,495,000
25.00	Other Services	1,249,088	2,308,644	2,176,466	3,353,802	37%	9,088,000
26.00	Supplies and Materials	225,489	676,841	277,594	423,076	26%	1,603,000
31.00	Equipment	154,379	171,886	75,751	592,984	60%	995,000
32.00	Lands and Structures	6,659	454,932	2,431	59,978	11%	524,000
41.00	Grants, Subsidies and Contributions	-	-	-	25,000	100%	25,000
42.00	Claims and Indemnities	9,439	12,456	(2,494)	16,599	46%	36,000
TOTAL		50,269,491	38,695,134	46,983,372	45,052,003	25%	181,000,000

Fiscal Year 1980 Estimated Obligations
By Quarter

		1st	2nd	3rd	4th	4th Qtr. as % of Total	Total
11.00	Personnel Compensation	38,213,000	37,607,000	37,631,000	36,336,000	24%	149,787,000
12.00	Personnel Benefits	3,888,000	3,739,00	3,740,000	3,397,000	23%	14,764,000
13.00	Benefits for Former Personnel	9,000	9,000	9,000	9,000	25%	36,000
21.00	Travel and Transportation of Persons	3,399,000	3,044,000	3,064,000	2,993,000	24%	12,500,000
22.00	Transportation of Things	119,000	118,000	118,000	118,000	25%	473,000
23.00	Rent, Communicatons and Utilities	4,508,000	2,800,000	2,800,000	2,800,000	22%	12,908,000
24.00	Printing and Reproduction	1,448,000	90,000	100,000	29,000	2%	1,667,000
25.00	Other Services	5,884,000	2,609,000	1,805,000	1,862,000	15%	12,160,000
26.00	Supplies and Materials	580,000	522,000	523,000	520,000	24%	2,145,000
31.00	Equipment	412,000	427,000	403,000	294,000	19%	1,536,000
32.00	Lands & Structures	388,000	228,000	228,000	189,000	18%	1,033,000
41.00	Grants, Subsidies and Contributions	28,000	-	-	-	-	28,000
42.00	Claims and Indemnities	30,000	-	-	-	-	30,000
TOTAL		58,906,000	51,193,000	50,421,000	48,547,000	23%	209,067,000

Fiscal Year 1981 Estimated Obligations
By Quarter

		1st	2nd	3rd	4th	4th Qtr. as % of Total	Total
11.00	Personnel Compensation	39,337,000	38,498,000	38,918,000	39,337,000	25%	156,090,000
12.00	Personnel Benefits	3,915,000	3,832,000	3,874,000	3,915,000	25%	15,536,000
13.00	Benefits for Former Personnel	18,000	18,000	17,000	18,000	25%	71,000
21.00	Travel and Transportation of Persons	3,564,000	3,168,000	3,300,000	3,168,000	24%	13,200,000
22.00	Transportation of Things	150,000	150,000	149,000	149,000	25%	598,000
23.00	Rent, Communications and Utilities	4,861,000	3,056,000	3,055,000	2,917,000	21%	13,889,000
24.00	Printing and Reproduction	1,610,000	93,000	111,000	37,000	2%	1,851,000
25.00	Other Services	6,099,000	2,795,000	1,906,000	1,906,000	15%	12,706,000
26.00	Supplies and Materials	664,000	590,000	614,000	590,000	24%	2,458,000
31.00	Equipment	295,000	306,000	284,000	208,000	19%	1,093,000
32.00	Lands and Structures	198,000	114,000	114,000	94,000	18%	520,000
41.00	Grants, Subsidies and Contributions	28,000	-	-	-	-	28,000
42.00	Claims and Indemnities	30,000	-	-	-	-	30,000
TOTAL		60,769,000	52,620,000	52,342,000	52,339,000	24%	218,070,000

OFFICE OF COMPTROLLER GENERAL

	FY 1980		FY 1981		Change	
	Average Positions	Dollars	Average Positions	Dollars	Average Positions	Dollars
Professional	6		6		-0-	
Support	8		8		-0-	
Total	14	$478,000	14	$484,000	-0-	+$6,000
Total Positions at September 30	14		14		-0-	

Scope and Nature of Work Program

With the assistance of the Deputy Comptroller General, the Comptroller General is responsible for the direction and control of the General Accounting Office and is required to perform certain duties as specified by the Budget and Accounting Act of 1921, the Budget and Accounting Procedures Act of 1950, the Legislative Reorganization Act of 1970, and other laws. In general, direction and control of the General Accounting Office is related to (1) providing direct assistance to the Congress through special audits and reviews at the request of congressional committees and members, assigning GAO staff members to committees, presenting testimony, etc.; (2) performing independent audits and reviews of management efficiency and the results of Federal programs; (3) providing legal advisory services and decisions relative to financial matters to the Congress, departments, and agencies; (4) examining Federal agencies' financial systems, transactions, accounts, and reports; (5) participating in programs and activities to improve financial management in the Federal Government; (6) settling claims for and against the United States, except those placed by law under the jurisdiction of the department or agency responsible; and (7) providing support to the congressional budget process as authorized under the Congressional Budget and Impoundment Act of 1974.

The Comptroller General was designated as a member of the Technology Assessment Advisory Council by the Technology Assessment Act of 1972. He continues to serve on other boards and commissions, including serving as Chairman of the Cost Accounting Standards Board (Public Law 91-379, August 15, 1970).

Also included in this office are two Assistants to the Comptroller General. The Assistant to the Comptroller General, Administration, has direct responsibility for the Personnel Office and the General Services and Controller Organization. The Assistant to the Comptroller General, Policy and Program Planning, has direct responsibility for the Office of Policy and the Office of Program Planning. They also assist the Comptroller General and Deputy Comptroller General in the direction of the operating divisions of the General Accounting Office.

SPECIAL STAFF OFFICES

	FY 1980		FY 1981		Change	
	Average Positions	Dollars	Average Positions	Dollars	Average Positions	Dollars
Professional	28		28		-0-	
Support	13		13		-0-	
Total	41	$1,115,000	41	$1,136,000	-0-	+$21,000
Total Positions at September 30	41		41		-0-	

Scope and Nature of Work Program

These are separate and independent organizations but are grouped under this caption for purposes of budget presentation. The staff years are distributed as follows:

Resources by Office

Office	Average Positions FY 1980	FY 1981	Change
Office of Congressional Relations	14	14	-0-
Public Information Office	4	4	-0-
Equal Employment Opportunity Office	9	9	-0-
Office of Internal Review	14	14	-0-
Total	41	41	-0-

The Office of Congressional Relations is the central coordination point within GAO for providing the Congress with prompt and effective assistance. The Office is under the direct supervision of the Deputy Comptroller General and is headed by a Director. The representatives from the Office maintain continuous contact with members of Congress and committee staffs to:

--Coordinate the work of the office in meeting and anticipating the needs of the committees and individual members of Congress.

--Keep the committees of the Congress advised of information developed by our operating divisions.

--Ascertain the interests of committees so that they will be considered in planning our audit programs.

--Provide personal attention to the inquiries and requests of individual members and Committees.

--Arrange for testimony to be given before congressional committees and for assigning GAO staff to Congressional Committees.

The Public Information Office supports GAO communications with the Congress, the media, and the public. It provides writing and editing services on titles, summaries, and digests of GAO audit reports to the Congress, its committees, and members; prepares the Comptroller General's Monthly List of GAO Reports to the Congress as required by the Legislative Reorganization Act of 1970; prepares the GAO Management News; and serves as the coordinator in the preparation of the Comptroller General's speeches. The Information Office is the main point of contact between GAO and the press, radio, and television representatives.

The Equal Employment Opportunity Office serves to monitor the General Accounting Office s Equal Employment Opportunity Program. It issues EEO action plans and handles discrimination cases utilizing, on an as-needed basis, counselors and investigators from other offices and divisions within GAO.

The Office of Internal Review reviews the operations and performances of all divisions and offices of the General Accounting Office. It prepares reports on the findings, conclusions, and recommendations growing out of these reviews. In fulfilling these responsibilities, the Office evaluates performance under established policies, procedures, regulations, and laws and reviews the system of management controls over operations and resources to ascertain whether it is promoting effective, efficient, and economical operations in GAO. The Office of Internal Review also examines GAO's accounts, financial transations, financial and other management reports, and related control procedures from the standpoint of their reliability and usefulness.

OFFICE OF GENERAL COUNSEL

	FY 1980		FY 1981		Change	
	Average Positions	Dollars	Average Positions	Dollars	Average Positions	Dollars
Professional	131		131		-0-	
Support	97		97		-0-	
Total	228	$6,532,000	228	$6,629,000	-0-	+$97,000
Total Positions at September 30	235		235		-0-	

Scope and Nature of Work Program

The Office of the General Counsel is responsible for GAO's legal and impoundment control work. This responsibility covers preparing decisions concerning the legality and propriety of the receipt and expenditure of public funds including the resolution of legal issues related to the award of direct Federal contracts and contracts under grants; preparing advisory opinions and reports on proposed and pending legislation for Members of Congress, congressional committees, and the Office of Management and Budget; preparing reports and furnishing legal assistance for litigation by and against the United States; reviewing draft reports prepared by the auditing divisions; and preparing office memorandums on legal questions arising in the GAO's work.

Our principal responsibility is preparing decisions on questions within the Comptroller General's jurisdiction for determining the legality and justice of public accounts. This function of interpreting and applying Federal statutes and regulations has produced many pronouncements over the years which serve as interpretive guidelines for the Government's receipt and appropriated-fund expenditure transactions. Departments and establishment heads and division certifying officers can apply to the Comptroller General for advance decisions on legal questions involving proposed expenditures of Federal funds. Government contracting and procurement officers, individuals, and organizations doing business with the Government and with the recipients of Government grants use the forum the office provides to resolve legal questions arising out of the award and execution of agreements and contracts. Persons indebted to the Government and those having claims against the Government may have their accounts reviewed.

Our impoundment control work involves monitoring executive branch actions to assure that budget authorities are made available for obligation and, where budget authority is withheld, that required reports are made to the Congress. It includes proceedings in court to force the executive branch to comply with the law when it fails to follow congressional mandates.

	Average Positions		
	FY 1980	FY 1981	Change
Area of Responsibility			
Washington Professional staff:			
Immediate Office	8	8	-0-
Procurement Law	38	38	-0-
Personnel	31	31	-0-
Transportation Law	8	8	-0-
General Government Matters	21	21	-0-
Special Studies and Analysis	23	23	-0-
Legal Information and Reference Services	2	2	-0-
Support staff	97	97	-0-
Total	228	228	-0-

F-1

The Office of the General Counsel's wide scope of legal work is categorized under five general areas which also represent the organizational units within the Office:

--Personnel. Matters involving civilian and military personnel, including compensation, leave, transportation, and retirement.

--Procurement. Matters involving Government procurement of goods and services; the construction of public buildings, military housing, highways, and public works projects; lease agreements; Government property sales--real and personal; and bid-protest cases.

--General Government Matters. Matters involving the availability and obligation of appropriations; the application of appropriations limitations and prohibitory statutes; Government fiscal officers' accountability; Government corporations and regulatory agencies; and Federal aid to States, Federal grant programs, etc.

--Transportation. Matters involving Government shipments and movement of personnel by air, motor, rail, and water carriers.

--Special Studies and Analysis. Matters on which we advise the General Counsel or Comptroller General on--problems which cross traditional organization lines; interacting with the other divisions and offices of GAO in areas of common interest; analyzing segments of agency law to develop position papers solving recurring problems; and fulfilling the responsibilities associated with controlling executive branch impoundments.

The Legal Information and Reference Service of the Office of the General Counsel provides information and research support for the above activities and consists of the (1) Index-Digest Section, (2) Index and Files Section, and (3) Legislative Digest Section.

CLAIMS DIVISION

	FY 1980		FY 1981		Change	
	Average Positions	Dollars	Average Positions	Dollars	Average Positions	Dollars
Professional	62		62		-0-	
Support	58		58		-0-	
Total [1/]	120	$2,484,000	120	$2,542,000	-0-	+$58,000
Total Positions at September 30	124		124		-0-	

Scope and Nature of Work Program

The Claims Division is responsible for settling and adjudicating claims and demands by or against the United States. It furnishes technical support and other assistance to the Department of Justice in its prosecution or defense of suits arising from claims to which the United States is a party. This Division also reviews, evaluates, and reports on the claims settlement and debt collection activities of Government agencies and assists agencies in improving their effectiveness in these activities.

The following schedule shows the planned application of Washington staff resources during fiscal years 1980 and 1981.

	Average Positions		
	FY 1980	FY 1981	Change
Area of Responsibility			
Washington Professional Staff:			
Agency Reviews, Assistance, and Special Projects	9	9	-0-
Claims Settlement and Debt Collection	49	49	-0-
Office of the Director	4	4	-0-
Support Staff	58	58	-0-
Total	120	120	-0-
Field Resources [2/]	5	5	-0-
Total	125	125	-0-

To accomplish its functions, the Claims Division is organized into two major responsibility areas:

Agency Reviews, Assistance, and Special Projects

This staff reviews agencies' regulations, procedures, and operations covering claims by and against the Government and waivers of erroneous pay and allowances. Efforts are directed primarily toward (1) increasing the effectiveness of agency debt collection procedures and operations, (2) minimizing the incidence of erroneous payments and insuring institution of corrective action to avoid repetition of the same types of errors, and (3) insuring maximum uniformity in agency waiver operations under the statutes authorizing waiver of debts due to overpayment of pay or allowances. Efforts are also directed toward improving the operations of GAO's internal claims collection and payment functions.

1/ Excludes field and overseas average positions.
2/ Funds for these resources for fiscal years 1980 and 1981 are $138,000 and $143,000 respectively.

Claims Settlement and Debt Collection

This group is further divided into a Payment Branch and a Debt Branch. The Payment Branch handles doubtful or disputed claims against the Government that administrative agencies are unable to resolve, as well as those claims required by statute to be reported to the General Accounting Office. The Debt Branch handles debts due the Government reported by administrative agencies as well as doubtful or disputed claims by the Government and requests for the waiver of collection on certain types of debts.

In FY 1980 and 1981, the Payment Branch expects to reduce the number of incoming claims by continuing its efforts to improve the efficiency and effectiveness of agency claims settlement operations. However, the Branch is aware of two "class action" matters which may significantly increase its workload. The first concerns claims for additional compensation as a result of Comptroller General Decision B-170675, August 8, 1979. The second concerns a decision in the U.S. Court of Claims in the case of Joseph J. Clark, et al. v. The United States, No. 26-76. The Clark matter is presently under consideration for appeal by the Department of Justice.

The volume of debt claims referred to GAO for further collection action declined significantly during fiscal year 1979, primarily because the Veterans Administration and certain other agencies are now referring cases requiring legal action directly to the Department of Justice. The Debt Branch workload will remain heavy during fiscal year 1980, however, due to some 15,000 unsettled cases on hand.

COMMUNITY AND ECONOMIC DEVELOPMENT DIVISION

	FY 1980		FY 1981		Change	
	Average Positions	Dollars	Average Positions	Dollars	Average Positions	Dollars
Professional	220		220		-0-	
Support	45		45		-0-	
Total 1/	265	$8,191,000	265	$8,476,000	-0-	+$285,000
Total Positions at September 30	274		274		-0-	

Scope and Nature of Work Program

The Community and Economic Development Division (CEDD) is responsible for auditing and evaluating functions in those civil departments, agencies, and commissions that have primary responsibility for environmental, resource management, economic development, and related programs: Agriculture, Commerce, Interior, Transportation, Housing and Urban Development, and such independent agencies and commissions as the Small Business Administration, Environmental Protection Agency and the Commodity Futures Trading Commission, whose activities affect many other Government agencies as well as broad segments of private industry and the public. The Division also aids other GAO divisions in various other areas including energy and foreign activities.

The following schedule shows the planned application of Washington professional staff resources during fiscal years 1980 and 1981 to auditing and investigative work by each CEDD responsibility area.

	Average Positions		
Area of Responsibility	FY 1980	FY 1981	Change
Washington Professional Staff:			
Food, Agriculture, and Land Programs	49	49	-0-
Environmental Protection, Water, and Ocean Programs	49	49	-0-
Transportation Programs	43	43	-0-
Economic and Area Development Programs	37	37	-0-
Housing and Community Development Programs	29	29	-0-
Office of the Director	13	13	-0-
Support Staff	45	45	-0-
Total	265	265	-0-
Field Resources 2/	360	371	+ 11
Total	625	636	+ 11

CEDD has divided its work into five responsibility areas to bring similar functions under a single operating group head. These areas are:

Food, Agriculture, and Land Programs

CEDD reviews activities of the Departments of Agriculture and Interior primarily relating to these programs and expects to consider numerous areas of concern in fiscal

1/ Excludes field and overseas average positions.
2/ Funds for these resources for fiscal years 1980 and 1981 are $9,938,000 and $10,630,000 respectively.

years 1980 and 1981. These areas include: the effectiveness of Federal efforts to help feed the poor; the assuring of safe, nutritious food for all; the role of farm programs in maintaining an adequate supply of agricultural commodities at reasonable prices and promoting the well being of farmers; developing and coordinating national and international food policies; the adequacy of land use planning; and the effectiveness of land management and control. CEDD will also continue to evaluate progress being made by Federal programs designed to improve employment, education, income, housing, and self-determination status of the American Indians.

Environmental Protection, Water, and Ocean Programs

This group reviews activities of the Environmental Protection Agency, the Council on Environmental Quality, the Corps of Engineers (Civil Functions), water activities of the Department of the Interior, the Water Resources Council, the National Oceanic and Atmospheric Administration, and the U.S. Coast Guard. In fiscal year 1980 the major areas of concern will be: the effectiveness of environmental protection regulatory programs; Federal controls over the municipal waste treatment construction grant program; developing, managing, and conserving the Nation's water resources; and the effectiveness of Federal programs and activities concerned with the oceans and the atmosphere.

Transportation Programs

This program area addresses the development, financing and maintenance of a safe, efficient, accessible, and diverse domestic and international transportation system to meet the needs of all Americans. CEDD expects to address the following issues: developing and coordinating balanced national transportation policies and programs; restructuring and rehabilitating the railroad freight transportation system; developing a safe motor vehicle-highway transportation system; developing and maintaining an adequate and cost-effective national highway system; determining the continued justification for and effectiveness of surface transportation economic regulation; developing economically viable urban public transit systems; determining the role of intercity rail passenger service in the U.S. transportation system; and developing a safe, efficient and reliable air transportation system.

Economic and Area Development Programs

CEDD's work in this area primarily addresses the advancement of business, assistance furnished to economically distressed communities, area and regional development, disaster assistance, the economic policy and regulatory activities for various Federal agencies, and ADP programs and activities of all Federal agencies under CEDD's control. In fiscal year 1981, it plans to review various programs related to the advancement of business including the Small Business Administration's 8(a) procurement program, call contract program for minority enterprises, minority business subcontracting program, and the small business development center program. Reviews will also be made of the effectiveness of the Federal subsidy programs of the Maritime Administration and of the total Federal assistance provided to minority-owned businesses, including those of the Small Business Administration, Office of Minority Business Enterprise, and the Economic Development Administration, and the adequacy of the control and disposition of collateral by Federal agencies which lend to businesses. Additional areas of review include a determination of how well the Department of Commerce, HUD and other agencies plan and in coordinate their economic development programs, if ADP resources are effective in meeting mission and program objectives of selected agencies under the audit cognizance of CEDD, a study of the impact of competition in the domestic telecommunication industry, whether Federal regulation over the maritime industry is effective, and the adequcy of the activities of the Commodity Futures Trading Commission.

Housing and Community Development Programs

In this area, CEDD reviews programs of the Department of Housing and Urban Development (HUD) and certain programs administered by the Departments of Defense and Agriculture and the Veterans Administration. During fiscal year 1981, CEDD plans to review the effectiveness of HUD's effort to meet the nation's housing challenge through mortgage insurance programs, the effectiveness of low-rent public housing programs, the effectiveness of HUD's efforts to promote community development, the effectiveness of Federal efforts to minimize costs in maintaining and operating subsidized housing, and the decisionmaking process for developing housing strategies.

ENERGY AND MINERALS DIVISION

	FY 1980		FY 1981		Change	
	Positions	Dollars	Positions	Dollars	Position	Dollars
Professional	165		165		-0-	
Support	27		27		-0-	
Total [1/]	192	$5,885,000	192	$6,059,000	-0-	+$174,000
Total Positions at September 30	198		198		-0-	

Scope and Nature of Work Program

The Energy and Minerals Division (EMD) is responsible for all GAO audit and analysis of energy-related activities including but not limited to the Department of Energy (DOE), Nuclear Regulatory Commission, the Tennessee Valley Authority, and energy-related activities of the Department of Interior. In addition, EMD is responsible for carrying out work involving GAO's authority to verify energy data in the hands of private companies and to consult in the development of accounting practices for the oil and gas producers. In the materials area, EMD is responsible for providing overall leadership for GAO's work on materials-related issues and specifically for reviewing minerals-related programs of the Department of Interior.

The following summary shows our planned allocation of Washington professional staff resources during fiscal years 1980 and 1981.

	Average Positions		
Area of responsibility	FY 1980	FY 1981	Change
Washington professional staff:			
Energy	135	135	-0-
Materials	21	21	-0-
Office of Director	9	9	-0-
Support staff	27	27	-0-
Total	192	192	-0-
Field resources [2/]	134	134	-0-
Total	326	326	-0-

The Energy and Minerals Division is organized along the lines of its principal responsibilities. Its primary groups are:

Energy

EMD is primarily responsible for monitoring the roles of both the Federal Government and the energy industries in insuring an adequate supply of energy at reasonable prices. Both proposed Federal programs and recently enacted energy legislation have an enormous impact on this division's responsibilities. The authority to verify energy data of private companies gave GAO a whole new set of responsibilities and required the development of added energy expertise in EMD. The strong continuing congressional interest in GAO involvement in energy resulted in the mandate in the recent Department of Energy Organization Act that the

---

1/ Excludes field and overseas average positions.
2/ Funds for these resources for fiscal years 1980 and 1981 are $3,699,000 and $3,839,000 respectively.

Comptroller General conduct studies of existing statutes and regulations governing DOE programs; review the policy and practices of DOE; evaluate particular DOE projects and programs; and review and evaluate the procedures followed by DOE in gathering, analyzing, and interpreting energy and energy conservation data. EMD also has responsibility for reviewing the practices of the Nuclear Regulatory Commission.

EMD plans to deal with several energy impact areas, including: Federal government efforts to conserve energy; the use of renewable energy resources as an energy source; the reliance on fossil fuels to fulfill future energy needs; the problems and potential solutions associated with making nuclear fission a substantial energy source; the economic regulation of energy; the extent of coordination and consistency between the international component of U.S. energy policy and domestic energy requirements; the effectiveness of the Federal Government's trusteeship over energy sources on Federal lands; and energy information and organization.

In addition, EMD will devote considerable effort to reviewing the implementation and impact of the Nuclear Non-Proliferation Act of 1978 (Public Law 95-242) on the nuclear non-proliferation policies, purposes, and objectives contained therein. This Act is the major statement of non-proliferation policy and statutory directives to achieve the goal of world use of nuclear power without unacceptable risks of the further spread of nuclear explosives.

Materials

The United States is by far the greatest user of nonenergy minerals and other materials. Each year it becomes more dependent upon imports for its materials needs. For some materials--chromium, tin, and manganese--it is already essentially 100 percent dependent on foreign sources. In view of the growing global competition for many of these materials resources and their importance to American industry, it will become increasingly important for the United States to develop sound plans for future materials resource use and development.

The Materials responsibility area is concerned with nonenergy minerals and other materials and is the focal point for GAO's work affecting these items. This group develops comprehensive, integrated plans and objectives for GAO work in materials; monitors and coordinates GAO reviews of public policy issues and actions affecting materials resource capacities; participates in multiagency work assignments affecting materials resource development and use; and evaluates data and information management systems so that the right decisions can be made for future materials resource development.

FEDERAL PERSONNEL AND COMPENSATION DIVISION

	FY 1980		FY 1981		Change	
	Average Positions	Dollars	Average Positions	Dollars	Average Positions	Dollars
Professional	123		123		-0-	
Support	23		23		-0-	
Total 1/	146	$4,234,000	146	$4,341,000	-0-	+$107,000
Total Positions at September 30	151		151		-0-	

Scope and Nature of Work Program

The Federal Personnel and Compensation Division (FPCD) audits, investigates, and reports on the management and compensation of Government uniformed and civilian employees and retirees. Its major objectives include: stimulating improvements in the methods used by Federal agencies to determine their personnel needs and to fill those needs; encouraging effective and efficient use of the Federal work force and developing the work force through economical and effective training, education, and career development programs; evaluating the impact of Federal personnel policies, procedures, and controls on productivity; and reviewing the organizational structure and staffing patterns of selected Federal agencies in relation to the efficient use of their personnel resources. It is also involved in assessing the bases and processes for determining the compensation of Government civilian employees and military personnel; evaluating the adequacy of expenses for transportation, clothing, and overseas duty; promoting effective employee relations practices in the Federal Government; insuring ethical conduct by Federal employees; and evaluating agency programs and practices relating to or affecting employee discipline.

The following schedule shows FPCD's planned application of staff resources during fiscal years 1980 and 1981.

	Average Positions		
Area of responsibility	FY 1980	FY 1981	Change
Washington professional staff:			
Management Policies Group	32	31	-1
Compensation Group	40	40	-0-
Special Programs Group	29	30	+1
Office of Personnel Management Liaison	4	4	-0-
Congressional Assistance	4	4	-0-
Management Science	4	5	+1
Management and Assistance	8	7	-1
Office of Director	2	2	-0-
Support staff	23	23	-0-
Total	146	146	-0-
Field resources 2/	106	106	-0-
Total	252	252	-0-

1/ Excludes field and overseas average positions.
2/ Funds for these resources for fiscal years 1980 and 1981 are $2,926,000 and $3,037,000 respectively.

FPCD is organized along the lines of the principal purposes served by the programs it is responsible for:

Management Policies Group

This group plans to review various programs related to the Division's general and specific oversight responsibilities included in the Civil Service Reform Act of 1978. This involves reviews of the conversion to the senior executive service, performance appraisal systems for compliance with the law, and use made of appraisals. In the defense manpower management area, the group will review the effectiveness of skill training, weaknesses in the armed forces induction process, and manpower/personnel factors adversely impacting on availability of troops in event of war or national emergency. In the civilian workforce planning and organization area the group will review field office personnel requirements, the effectiveness of agency workforce management and evaluations, and the adequacy of OPM's organizational structure and staffing levels. On the management of the Federal civilian workforce, the group will review controls over consultants, including the practicality of inhouse government consultants and the levels of supervision of Federal employees. Finally, the group will also examine the Federal role in supporting personnel management improvements of State and local governments.

Compensation Group

The Compensation Group reviews the compensation of Federal civilian and military personnel including (1) the policies, standards, and processes for determining the various elements of compensation, (2) the structure and design of salary schedules and benefit programs, (3) various aspects of compensation administration, and (4) position classification standards and controls. The group also reviews the policies, organization, and administration of morale support activities and certain noncompensation personnel expenses. This group plans to concentrate on (1) emphasizing the need for corrective action in many aspects of retirement programs, with particular attention to the need for an overall Federal retirement policy and the need to fully recognize and fund the cost of providing retirement benefits to Federal personnel; (2) evaluating the proposals for major reform of civilian employee pay systems developed by the executive branch in response to previous FPCD work; (3) evaluating the executive branch's proposal for reform of the military retirement system; (4) identifying needed improvements to the military compensation systems; and (5) evaluating alternatives for more cost effective management of morale, welfare, and recreation activities. Work will also be done to identify opportunities for economies in the travel, per diem, and miscellaneous allowances area.

Special Programs Group

This group reviews programs which relate to the human factors and needs of Federal employees or which are of such a nature that they require special attention. Review subjects include labor-management and employee relations, ethics, military justice, and equal employment opportunity. The group plans to continue work on grievance systems, remedies, work environment, labor relations training, use of unions, management cooperative programs, and preparation for the negotation process. It will review the legislative branch financial disclosure system established by the Ethics in Government Act, survey agency enforcement practices for dealing with ethical problems, review the impact ethics and conflict-of-interest laws have on hiring and retaining Government officals, and continue to monitor activities of the new Office of Government Ethics. It will assess the operations of the newly created Merit System Protection Board (MSPB) and the Federal Labor Relations Authority. (The Civil Service Reform Act of 1978 requires GAO to report annually to the Congress on MSPB activities.) It will also review aspects of the military justice system, including administration and use of the discharge system, the appelate/post trial and parole and clemency processes. The equal employment opportunity staff will examine the accessibility of public buildings to the handicapped, the EEO management in the uniform services, employee perceptions of EEO progress and status in agencies, and the validity, job relatedness and adverse impact on minorities of standardized qualification requirements for general schedule positions.

FIELD OPERATIONS DIVISION

	FY 1980		FY 1981		Change	
	Average Positions	Dollars	Average Positions	Dollars	Average Positions	Dollars
Professional	1,892		1,892		-0-	
Support	264		264		-0-	
Total	2,156	$60,691,000	2,156	$62,965,000	-0-	+$2,274,000
Total Positions at September 30	2,225		2,225		-0-	

Scope and Nature of Work Program

The Field Operations Division consists of a central office in Washington and 15 regional offices located in principal cities throughout the United States. The Director, Field Operations Division, with the assistance of his staff, supervises the 15 regional offices which have a total staff of almost 2150 personnel. The director is responsible to the Comptroller General for the operation and administration of the division. To some degree, each of the regional offices, under the overall direction of a regional manager, initiates and programs specific surveys and reviews.

Office-wide Support

Consistent with the policies, determinations, and instructions of the Comptroller General, the 15 regional offices perform accounting and auditing assignments in accordance with plans and work programs provided by the Washington operating divisions and offices. The staffs of the regional offices are assigned to specific surveys, reviews, congressional request work, etc., by the regional managers, as warranted by the plans and programs furnished by the Washington operating divisions and offices. Regional office staff members, therefore, work on several different assignments during the course of a year. As a result of their knowledge of conditions at the site of Government and contractor operations in the field, regional offices make recommendations for in-depth audit assignments for programming by the GAO operating divisions and offices in Washington.

The work planned by the Washington divisions and offices, as set out in this justification document, will require personnel for the Field Operations Division as follows:

	Average Positions		
	FY 1980	FY 1981	Change
Director's office, Washington, D.C.	18	18	-0-
Regional offices	2,138	2,138	-0-
Total	2,156	2,156	-0-

Distribution of Regional Office Staff Years by Division

Our plans provide for the application of the Field Operations Division regional office staff to the work of each of the Washington divisions and offices as follows:

	Average Positions		
	FY 1980	FY 1981	Change
Financial and General Management Studies Division	183	165	- 18
Federal Personnel and Compensation Division	98	98	-0-
General Government Division	306	306	-0-
International Division	22	22	-0-
Logistics and Communications Division	235	243	+ 8
Human Resources Division	470	458	- 12
Procurement and Systems Acquisition Division	271	282	+ 11
Community and Economic Development Division	358	369	+ 11
Claims Division	5	5	-0-
Energy and Minerals Division	131	131	-0-
Program Analysis Division	59	59	-0-
Total	2,138	2,138	-0-

FINANCIAL AND GENERAL MANAGEMENT STUDIES DIVISION

	FY 1980		FY 1981		Change	
	Average Positions	Dollars	Average Positions	Dollars	Average Positions	Dollars
Professional	245		245		+ -0-	
Support	35		35		-0-	
Total 1/	280	$8,987,000	280	$9,233,000	+ -0-	+$246,000
Total Positions at September 30	289		289		-0-	

Scope and Nature of Work Program

The Financial and General Management Studies Division (FGMSD) is responsible for: helping Government agencies develop accounting systems which conform to principles and standards prescribed by the Comptroller General; reviewing agency accounting systems and the accounts of accountable officers, including civil and military pay and allowance systems; reviewing automatic data processing activities and programs on a Government-wide basis; and providing expert technical and advisory services in the fields of automatic data processing, systems analysis, actuarial science, and statistical sampling. It also performs continuing studies related to developing and disseminating auditing and accounting standards and methods and to reviewing the adequacy of Federal agency internal auditing systems; reviews productivity efforts on a Government-wide basis; reviews the activities of the Securities and Exchange Commission; reviews accounting rules and financial reports required by Federal regulatory agencies; investigates indications of fraud and waste in Federal agencies and represents GAO in the Joint Financial Management Improvement Program.

The following summary shows our planned application of Washington professional staff resources during fiscal years 1980 and 1981.

Area of Responsibility	Average Positions FY 1980	Average Positions FY 1981	Change
Washington Professional staff:			
Financial Management	52	52	-0-
Systems in Operation	40	40	-0-
Automatic Data Processing	21	21	-0-
Multidisciplinary Technical Assistance	51	51	-0-
Governmental Internal Audit	17	17	-0-
National Productivity	12	12	-0-
Securities and Exchange Commission	3	3	-0-
Regulatory Operations	15	15	-0-
Fraud Prevention	23	23	-0-
Office of the Director	11	11	-0-
Support staff	35	35	-0-
Total	280	280	-0-
Field resources 2/	183	165	-18
Total	463	445	-18

1/ Excludes field and overseas average positions.
2/ Funds for these resources for fiscal years 1980 and 1981 are $5,052,000 and $4,728,000 respectively.

FGMSD organizes its division along the lines of its major areas of responsibility. These include:

Financial Management

FGMSD's major concern with financial management at this time is approving the accounting systems of all Federal agencies. Substantial progress has been made in recent years in getting agencies to design acceptable accounting systems and in granting the approval of the Comptroller General to systems so designed. Increased effort by FGMSD, with HEW and DOD, will be necessary to solve major accounting problems.

Systems in Operation

FGMSD's objectives in performing reviews of accounting systems in operation are to determine whether agency financial management systems have been implemented in accordance with approved designs; adequately and efficiently control resources; and provide reliable, timely, and relevant financial information to the Congress, Federal managers, and the public. It also reviews accountable officer accounts in the departments and agencies, including civil and military pay and allowance systems, to determine whether payments are accurate, legal, and appropriate. FGMSD reviews multisystem, multiagency, and Government-wide financial issues and accounting system problems and makes recommendations designed to effect improved operations. The Division also examines the U.S. Treasury's centralized reporting system and financial statements; reviews audit reports of Federally chartered corporations, and examines the appropriated funds for payment of airline transportation on non-U.S. flag carriers.

Automatic Data Processing

FGMSD has responsibility for planning GAO-wide ADP audit resource requirements, reviewing the technical adequacy of other divisions' work plans, and planning and executing Government-wide policy reviews. This includes audit work under the Brooks Act (PL 89-306) which governs the entire Federal Government's acquisition and utilization of computers and related resources. Since these areas are all interrelated, the ADP Group serves as the "integrating mechanism" to bring together the efforts of its Technical Assistance Group, research and development, training, and other divisions' ADP work.

Multidisciplinary Technical Assistance

The major effort here is to assist auditors in other GAO divisions and offices in assignments requiring technical knowledge in the fields of ADP, systems analysis, actuarial science, and statistical sampling. Besides developing a technically competent staff in Washington, FGMSD helps divisions and regional offices establish and use their own interdisciplinary groups, participates in ADP liaison meetings with all divisions, develops and supports a computer time-sharing capability, provides specialized training in cooperation with the Office of Personnel and, in general, encourages the use of specialized techniques in GAO audits.

Governmental Internal Audit

FGMSD's major concern is to improve auditing at Federal, State, and local governmental levels. The work at the Federal level is directed to reviewing the agency internal audit systems with a continued emphasis on the adequacy of the organization, staffing, and planning. This will include an evalution of the operations of Inspectors General. The objectives at the State and local governmental levels are to provide greater assurance that Federally assisted program funds are given proper audit attention by Federal, State, and and local governmental audit organizations.

National Productivity

In the national productivity issue area FGMSD develops and periodically updates a long-range plan for GAO coverage of national productivity issues. Its role involves making reviews and evaluations of national productivity programs and providing technical assistance to all GAO divisions working in the area and assuring that productivity improvement is considered over the range of GAO audit and evaluation activities. FGMSD's objective is to improve national productivity by fostering increases in the efficiency of the Federal Government as well as State and local governments and the private sector.

Securities and Exchange Commission

FGMSD undertakes reviews of Securities and Exchange Commission (SEC) programs concentrating on such SEC responsibilities as regulation of exchanges, brokers, dealers, investment companies, and investment counselors. It also looks into SEC's largest program--promoting full and fair disclosure of information in financial statements and other statements on securities being offered to investors.

Regulatory Operations

FGMSD was assigned responsibility for regulatory accounting and financial reporting in the later part of fiscal year 1978. It is developing a long-range plan for GAO coverage of accounting rules and reports required by the various Federal regulatory agencies and expects to undertake detailed reviews of the procedures followed by these agencies in establishing accounting rules and requirements for financial reporting. FGMSD's objective is to reduce the burden on respondents while seeing that the Government agencies only collect the information they need to manage their programs efficiently and economically. The work will emphasize the feasibility of greater standardization of accounting rules and reports.

Fraud Prevention

A Special Task Force has been established to study the effectiveness of agency controls as a means of preventing fraud and related abuses. The major responsibility of this group is to evaluate the adequacy of the management control systems in Federal agencies that are necessary for the prevention of fraud and to assess the adequacy of followup and corrective actions taken on reports of auditors and investigators.

GENERAL GOVERNMENT DIVISION

	FY 1980		FY 1981		Change	
	Average Positions	Dollars	Average Positions	Dollars	Average Positions	Dollars
Professional	203		203		-0-	
Support	36		36		-0-	
Total 1/	239	$6,950,000	239	$7,207,000	-0-	+$257,000
Total Positions at September 30	247		247		-0-	

Scope and Nature of Work Program

The General Government Division (GGD) is responsible for GAO's auditing, evaluating, and reporting in five major areas: (1) law enforcement and justice--concerning primarily the Department of Justice, the judicial branch, and the law enforcement activities of the Department of the Treasury; (2) tax administration (internal revenue operations)--including the tax activities of the Department of the Treasury; (3) activities concerned with statistics, paperwork management, regulatory reports and the Postal Service; (4) financial institutions (bank regulatory agencies)--the Federal Deposit Insurance Corporation, the Office of the Comptroller of the Currency, the Federal Reserve Board, the National Credit Union Administration, and the Farm Credit Administration; and (5) intergovernmental relations--related to improving relations between Federal, State, and local governments and audit activities concerning general revenue sharing, the District of Columbia government, and the fiscal activities in the legislative branch. GGD work is also done in the Executive Office of the President, Department of the Treasury (other than law enforcement and tax activities), Federal Financing Bank, Smithsonian Institution, National Foundation on the Arts and the Humanities, and various committees and commissions.

The following schedule shows how GGD plans to allocate its Washington professional resources during fiscal years 1980 and 1981.

Area of responsibility	Average Positions FY 1980	FY 1981	Change
Washington professional staff:			
Law Enforcement	48	48	-0-
Tax Administration	40	40	-0-
Statistics, Paperwork Management, and Regulatory Reports	41	41	-0-
Financial Institutions	25	25	-0-
Intergovernmental Relations	41	41	-0-
Office of Director	8	8	-0-
Support staff	36	36	-0-
Total	239	239	-0-
Field Resources 2/	313	313	-0-
Total	552	552	-0-

1/ Excludes field and overseas average positions.
2/ Funds for these resources for fiscal years 1980 and 1981 are $8,641,000 and $8,968,000 respectively.

Work plans for GGD's major areas of responsibility are as follows:

Law Enforcement and Justice

Major work in fiscal years 1980 and 1981 include reviewing correctional organizations, staffing, and training; assessing the effectiveness of Federal efforts to combat organized crime and white collar crime; and stimulating attention to find ways to increase the efficiency of Federal courts. Specific review efforts will include (1) reviewing the effectiveness of Federal and federally assisted research and demonstration programs and their impact on the criminal justice system; (2) examining the efficacy and effectiveness of the U.S. Parole Commission; (3) reviewing the effectiveness of Federal drug enforcement strategies; (4) identifying causes, impacts, and possible remedies for reducing civil case backlog; (5) determining how well the U.S. Marshal Service functions in law enforcement and providing supportive services to U.S courts; and (6) reviewing Federal law enforcement agencies' efforts to assess their performance and productivity.

Tax Administration

During fiscal years 1980 and 1981, GGD will continue to review various aspects of tax administration and internal revenue operations. Our work will focus on such areas as (1) IRS efforts to identify non-filers and underreporters; (2) controls used to insure audit quality and prevent unwarranted tax assessments; (3) intelligence activities; (4) methods used to simplify and communicate tax law requirements to taxpayers; (5) management information used in measuring tax program effectiveness and in allocating resources; (6) the impact of tax administration on specific tax policies; and (7) collection activities. Reviews will also be made of various operations in the Department of the Treasury.

Statistics, Paperwork Management, Regulatory Reports

During fiscal years 1980 and 1981, GGD will direct its statistical work at the utility of data collected by selected major statistical programs. This work will look at the effectiveness of the price statistics program in providing useful price data, whether the economic accounts adequately represent the volume and direction of current economic activity, and the effectiveness of the efforts to obtain accurate population counts. In the area of paperwork management, GGD will continue reviewing (1) selected areas of reporting to identify ways in which the burden imposed could be reduced, (2) management controls established by Federal agencies to oversee and control their information collection efforts, and (3) agency efforts to implement Commission on Federal Paperwork recommendations. GGD will also continue to carry out GAO's Federal Reports Act responsibilities for reviewing independent Federal regulatory agencies' reporting requirements as well as auditing their information gathering activities. GGD will continue to monitor Postal Service programs and the quality of mail service and recommend improvements in the efficiency and economy of Service operations. As part of our work, we plan to review the development of electronic mail delivery systems.

Financial Institutions (Bank Regulatory Agencies)

Public Law 95-320, approved July 21,1978, directs the Comptroller General to conduct audits of the Federal Reserve Board, Federal Reserve Banks and their branches and facilities, the Federal Deposit Insurance Corporation, and the Office of the Comptroller of the Currency. Under this authority, GGD plans to look into (1) the Federal regulation and supervision of commercial banks, savings and loans, credit unions, and regulation of bank holding companies; (2) condition and structure of the financial industry; (3) central bank and agent functions at the Federal Reserve; and (4) organizational and administrative management. GGD will also review the regulatory activities of the Farm Credit Administration.

54-689 - 80 - 46

Intergovernmental Relations

The principal objective of GAO's work in this area is to promote more effective operation of the Federal assistance system by identifying and analyzing major causes of intergovernmental conflict and recommending ways for improvement. Emphasis is placed on examining the impact of Federal policies and practices from the perspective of State and local governments. The area also includes evaluations of individual Federal programs if their principal objective is to provide general financial support for State and local governments. General revenue sharing and the New York City loan program are two examples of such programs. Also, as in prior years, a significant amount of work will be performed reviewing District of Columbia governmental operations. Reviews will also be made of fiscal activities in the legislative branch.

GENERAL SERVICES AND CONTROLLER

	FY 1980		FY 1981		Change	
	Average Positions	Dollars	Average Positions	Dollars	Average Positions	Dollars
Professional	134		134		-0-	
Support	195		195		-0-	
Total	329	$7,777,000	329	$7,962,000	-0-	+$185,000
Total Positions at September 30	340		340		-0-	

Scope and Nature of Work Program

The Office of General Services and Controller is responsible for the formulation, preparation, and execution of the GAO budget for submission to Congress; establishment of a centralized library system; management and administration of ADP applications agency-wide; management of space and government fiscal records; coordination, publication, and distribution of manuals, reports, and other documents; and furnishing general office services.

The following schedule shows the planned distribution of staff by office during fiscal years 1980 and 1981.

Resources by Office

	Average Positions		
Office	FY 1980	FY 1981	Change
Organization Development Staff	10	10	-0-
Systems & Procedures Analysis Staff	15	15	-0-
Office of Budget and Financial Management	70	70	-0-
Office of Administrative Services	69	69	-0-
Office of Publishing Services	102	102	-0-
Office of Information Management	25	25	-0-
Office of Library	33	33	-0-
Office of Director, General Services and Controller	5	5	-0-
Total	329	329	-0-

The responsibilities of the offices within the General Services and Controller include:

The Systems and Procedures Analysis Staff

This office is responsible for establishing administrative procedures; developing and carrying out administrative training programs; evaluating the effectiveness of GAO's support services; and auditing GAO's cashier funds.

Organization Development Staff

The Organization Development Staff was established about 4 years ago. It evolved out of supervisory training provided to the support services offices in GAO and a project using an employee survey and data feedback in the International Division. The staff is responsible for improving GAO's productivity and quality of work life by assisting work groups and organizational units, at all levels, to identify and resolve issues hindering effectiveness.

The Office of Budget and Financial Management

This office consists of three branches which perform the following functions

The Budget and Financial Planning Branch is responsible for the formulation, presentation, justification and execution of the GAO budget. In connection with this responsiblity, the staff prepares and approves financial plans for each division and office and renders timely reports to them on the status of their expenditures under these plans.

The Financial Management Branch prepares all reports pertaining to payroll and related financial management matters for the Office of Management and Budget, the Office of Personnel Management and the Treasury Department. The branch examines and certifies administrative vouchers and invoices covering operating expenses, examines and certifies payrolls, and maintains related records and reports. These services are also provided on a reimbursable basis to the Cost Accounting Standards Board, the Office of Technology Assessment, and the Commission on Security and Cooperation in Europe.

The Systems Operations Branch maintains and operates GAO's automated administrative systems, which include Payroll, Property, Travel and Miscellaneous Payments, Allotment and General Ledger Systems. The branch provides system analysis and programming support to: (1) comply with legal mandates, (2) improve administrative operations, (3) respond to management reporting needs, (4) satisfy other GAO users, and (5) report to other agencies.

The Office of Administrative Services

This office renders extensive services and support to the operating divisions. These services include records management, space and facilities management, security, property management, travel, repair and laborer procurement and supply, contracting, and the internal directives system. During the coming fiscal year it expects continuing increases in workloads throughout its many and diverse operations. These include contracting with more complicated and involved applications, and travel and related services, with increases in the variety of services being provided.

The Office of Publishing Services

This office renders a variety of services and support to the operating divisons and offices. These services include the editing, typing, illustrating, printing, microfilming, and distribution of GAO publications. Also included are mail, messenger, and copier services. During the coming fiscal year OPS expects increases in workloads throughout the organization. This year particular emphasis will be placed on keeping abreast with technological advancements relating to the publishing industry. Through such technological improvements we hope to improve the services rendered to the General Accounting Office.

The Office of Information Management

This office is responsible for developing, implementing, reviewing, and evaluating GAO Automated Data Processing (ADP) and information management policies, practices, and programs; assisting GAO management in determining their current and long-range information management needs; advising and assisting the Comptroller General, the Deputy Comptroller General, the Information Policy Committee (IPC), and the heads of divisions and offices (1) on information processing policies, standards, systems, methods, and procedures and (2) on the development and acquisition of ADP and management information systems; administering agency-wide ADP acquisitions and services; maintaining liaison on information management matters with the legislative, judicial, and executive agencies ensuring GAO conformity with the latest legislation, regulations, and directives affecting ADP procurement; and representing GAO on matters relating to document and management systems acquisition and development.

The Office of Librarian

This office is comprised of a Law Library and a Technical Library. The staffs of these libraries will continue to serve the entire professional staff. Primary goals of the library staff are: to acquire current research materials in a variety of formats; to obtain access to relevant data bases and provide literature searches and bibliographies to the operating divisions, audit sites, and regional offices; to provide research and reference assistance to staff members; and to routinely publish announcements of new accessions and serial listings in order to inform staff members of available resources.

Office of Director

This office is comprised of a Director and a Deputy Director who direct and control the operations of the offices under General Services and Controller.

HUMAN RESOURCES DIVISION

	FY 1980		FY 1981		Change	
	Average Positions	Dollars	Average Positions	Dollars	Average Positions	Dollars
Professional	238		238		-0-	
Support	56		56		-0-	
Total 1/	294	$9,001,000	294	$9,366,000	-0-	+$365,000
Total Positions at September 30	303		303		-0-	

Scope and Nature of Work Program

The Human Resources Division (HRD) is responsible for auditing, investigating, and reporting on the Departments of Labor and Health, Education, and Welfare; the Veterans and Community Services Administrations; ACTION; the Railroad Retirement Board; the Corporation for Public Broadcasting; the Legal Services Corporation; the Pension Benefit Guaranty Corporation; the Consumer Product Safety, Federal Trade, and Equal Employment Opportunity Commissions; and certain related agencies, boards, and commissions. The division also reviews the health programs of all Federal agencies and the interrelationships of Federal programs and activities dealing with health, employment and training, education, income security, consumer and worker protection, and nondiscrimination and equal opportunity. The division's responsibilities exclude those assigned to other divisions for auditing international programs and the accounts of accountable officers.

The following schedule shows the division's planned application of Washington professional staff resources during fiscal year 1980 and 1981.

	Average Positions		
Area of responsibility	FY 1980	FY 1981	Change
Washington professional staff:			
Health--research, resources, and services	41	41	-0-
Health financing and quality control	32	32	-0-
Income security, social services, non-functional and other activities	62	62	-0-
Consumer and worker protection, antidiscrimination and equal employment opportunity programs	45	45	-0-
Education, employment and training programs	41	41	-0-
Office of the Director	17	17	-0-
Support staff	56	56	-0-
Total	294	294	-0-
Field resources 2/	474	462	- 12
Total	768	756	- 12

1/ Excludes field and overseas average positions.
2/ Funds for these resources for fiscal years 1980 and 1981 are $13,085,000 and $13,237,000 respectively.

The division is organized along the lines of the principal purposes served by the agencies and programs it is responsible for:

Health -- Research, Resources, and Services

The overall life expectancy rate for the American people continues to increase, a result primarily of a sustained decrease in deaths from heart disease and stroke. Also contributing is the decline, to an all time low, of the infant death rate. Despite progress made, problems--especially cost growth--still abound in the health area. Until costs can be contained, Federal policymaking will be dominated by economic considerations.

During fiscal year 1981, we will address the following major issues: preventing disease through early diagnosis and control; lengthening life expectancies through research for cures and alternate treatment; improving the quality, supply, distribution, and use of medical manpower and facilities; and improving the provision of health services through alternate delivery and financing mechanisms such as health maintenance organizations.

Health Financing and Quality Control

This area includes the evaluation of management, administration, and effectiveness of Federal health financing programs including Medicare, Medicaid, CHAMPUS, and the Federal Employees Health Benefits programs. Federal outlays for these programs in fiscal year 1981 should be more than $40 billion. The major aims are to minimize the fraud and abuse associated with health financing programs, to contain the costs of these programs, and to review the development of a quality assurance system for individuals who are beneficiaries of Medicare, Medicaid, and Maternal and Child Health programs.

Income Security and Social Services

Estimated outlays for income security and social services programs should total over $200 billion in fiscal year 1981. These programs will touch the lives of nearly all of the 221 million Americans at some point.

During fiscal years 1980 and 1981 increased emphasis will be placed on: the efficiency, economy, effectiveness and equity of the welfare, retirement and disability programs of the Social Security Administration and the Railroad Retirement Board; ways to ensure the integrity and stability of the trust funds; criteria for workers' compensation and disability benefits; data gathering and analysis in support of the continuing debate on welfare reform; the expressed concerns of the Congress regarding programs for the elderly; and a congressionally mandated look into various aspects of the social services being provided.

Specifically, the division will address the following major issues: eligibility determinations; payment processes and systems; resource allocations and utilization; long-term stability of funding mechanisms; interactions between income security programs and the economy; impact of programs on the elderly; impact of legal services for the economically disadvantaged; appropriateness of varying eligibility and benefit levels; streamlining and consolidating programs; assessing designs for an alternative American system of income security; stability of program funding mechanisms; and assessing the effectiveness of social services programs.

Consumer and Worker Protection
Antidiscrimination and Equal
Employment Opportunity Programs

HRD will address several consumer and worker protection issues including: the purity and wholesomeness of foods; the safety and efficacy of drugs; the protection of the public from unreasonable risks of injury associated with consumer products; assurance of a safe and healthful workplace for every employee; protection from unfair, misleading, or deceptive advertising or trade practices; the adequacy of statutes and administrative control over employee pension and benefit plans; and long-term stability of pension and benefit programs.

In the area of equal employment opportunity and antidiscrimination the division will review Federal agencies' effectiveness in achieving equal opportunity and nondiscrimination objectives, enforcement activities of the Equal Employment Opportunity Commission, handicapped assistance programs, discrimination in employment services programs and CETA, and enforcement of the Intergovernmental Personnel Act.

Education, Employment, and Training

The Federal Government carries out a myriad of education, training, and employment programs involving complex interaction between the Federal, State, and local levels as well as the public and private sectors. Estimated budget outlays for the major agencies administering these programs are expected to exceed $29 billion. Regarding education, the division plans to examine: the accountability for Federal education programs and funds; the efforts of Federal, State, and local agencies and institutions to improve student learning levels; Federal programs to foster educational opportunities and specialized education services to prepare students to function in society. In the employment and training area the division will examine programs to combat the youth unemployment problem; adequacy of the administration of programs to serve target groups; efforts to improve the employability and earning potential of and provide marketable skills to program participants; the adequacy of national programs; the effectiveness of management controls; the Federal oversight of local programs; the administration of the alien certification program; and the interrelationships of Federal, State, and local employment and training programs.

Nonfunctional and Other Activities

HRD is responsible for assuring that all non-functional aspects of agencies' operations are also adequately audited, principally their administrative and support activities. During fiscal year 1980 and 1981 it will review selected statistical and management information systems, automatic data processing systems, and budgeting and budget processes.

INTERNATIONAL DIVISION

	FY 1980		FY 1981		Change	
	Average Positions	Dollars	Average Positions	Dollars	Average Positions	Dollars
Professional	234		234		-0-	
Support	38		38		-0-	
Total 1/	272	$8,332,000	272	$8,567,000	-0-	+$235,000
Total Positions at September 30	281		281		-0-	

Scope and Nature of Work Program

The International Division is responsible for auditing, investigating, and reporting on the Department of State and its related international activities; the Peace Corps; the Arms Control and Disarmament Agency; the International Development Cooperation Agency; the Agency for International Development; the Institute for Scientific and Technological Cooperation; the International Communication Agency; the Board for International Broadcasting; the Overseas Private Investment Corporation; the Inter-American Foundation; the Export-Import Bank of the United States; the Panama Canal Commission; the International Trade Commission; the international functions and affairs of the Departments of Defense, Energy, Commerce, Agriculture, and Treasury; and the International Programs Division of the Office of Management and Budget. The division is also responsible for monitoring U.S. participation in international economic development, educational and humanitarian organizations; and U.S. participation in multilateral development banks. It also promotes the exchange of ideas and experience in governmental auditing and finance with top national auditors of countries that are members of the United Nations. It is also responsible for conducting studies and auditing international trade and investment matters.

We plan to allocate our Washington professional staff resources for fiscal years 1980 and 1981 as follows:

	Average Positions		
	FY 1980	FY 1981	Change
Area of responsibility			
Washington Professional staff:			
International trade and finance	46	46	-0-
International development assistance	38	38	-0-
Security and international relations	40	40	-0-
Internal audit and accounting and financial reporting	4	4	
Office of the Director	6	6	-0-
Support staff	26	26	-0-
Total	160	160	-0-
Field resources 2/	81	81	-0-
Total	241	241	-0-

The International Division maintains the European, Far East, and Latin America branches which also do field work for other GAO divisions. The Washington staff of the division is organized along the lines of the principal purposes served by the agencies and programs for which it is responsible:

1/ Includes Washington and overseas average positions.
2/ Funds for these resources for fiscal years 1980 and 1981 are $2,236,000 and $2,321,000 respectively.

International Trade and Finance

The Trade and Finance Group's mission is to evaluate U.S. management of international economic, investment, and trade matters to develop findings and recommendations that will (1) produce maximum overall benefits to the United States from U.S. trade and commerce, including improved relations with other nations; (2) address trade relationships with the Organization of Oil Exporting Countries (OPEC) and other oil producing nations in order to insure a continuing flow of oil to the United States and to emphasize policies that deal with the allocation of petroleum supplies worldwide; (3) promote effective international monetary management; and (4) insure the financial integrity of U.S. international programs and activities which involve the underwriting of long-term foreign investments, sales and loans which are financed, guaranteed, or insured against commercial and political risks. Major areas of concern include examination of the effectiveness of U.S. market development and export promotion policies; assessment of the effectiveness of U.S. tax policy and government programs in promoting U.S. trade; U.S. participation in international commodity agreements; evaluation of U.S. trade protection policies and practices; examination of U.S. technology transfer policies and practices; and programs and activities influencing international investment and capital flows.

Development Assistance

The Development Assistance Group evaluates programs for improving the effect of U.S. assistance on the poor in recipient countries. Development assistance also encompasses (1) U.S. programs for improving the quality of life and humanitarian assistance in developing countries, (2) security support assistance to insure economic, political, and military stability in selected countries, (3) international efforts to deal with world food problems, and (4) non-aid development efforts such as trade with developing countries.

Security and International Relations

The Security and International Relations Group evaluates U.S. security programs that generally are implemented through specific agreements or arrangements with partner nations. International security programs may involve the Departments of State and Defense, the intelligence community, and Arms Control and Disarmament Agency activities concerned with initiating developing, administering, and monitoring security assistance programs; programs and activities for limiting the quantity, availability, or use of instruments of war; and the security agreements needed to implement these programs.

This area encompasses organizations, policies, procedures, and functions which may interrelate with or exist to facilitate and support the attainment of U.S. international security objectives, specifically activities of the Department of State, the International Communication Agency, and other agencies or organizations involved in (1) conducting foreign affairs, (2) fostering cooperation and coordination in major international efforts to retain U.S. access to critical resources and to develop and manage natural resources in nonterritorial areas, (3) protecting human rights, and (4) monitoring the impact of U.S. activities and programs in foreign countries.

U.S. participation in international organizations and financial institutions are included as a responsibility of the group. While the organizations, such as the United Nations, World Health Organization and Inter-American Development Bank, themselves are outside of GAO's audit authority, U.S. participation includes the efforts made to improve the management of the organizations and as such includes an understanding of the programing, execution, and evaluation of the projects being done by the organizations.

Distribution of Overseas Offices Staff Years by Division

Our plans provide for the application of overseas offices staff to the work of Washington divisions and offices as follows:

	Average Positions		
	FY 1980	FY 1981	Change
Community and Economic Development Division	2	2	-0-
Energy and Minerals Division	3	3	-0-
Federal Personnel and Compensation Division	8	8	-0-
General Government Division	7	7	-0-
Human Resources Division	4	4	-0-
International Division	59	59	-0-
Logistics and Communications Division	24	24	-0-
Procurement and Systems Acquisition Division	5	5	-0-
Total	112	112	-0-

P-3

JOINT FINANCIAL MANAGEMENT IMPROVEMENT PROGRAM

	FY 1980		FY 1981		Change	
	Average Positions	Dollars	Average Positions	Dollars	Average Positions	Dollars
Professional	3		3		-0-	
Support	2		2		-0-	
Total	5	$157,000	5	$162,000	-0-	+$ 5,000
Total Positions at September 30	5		5		-0-	

Scope and Nature of Work Program

The Joint Financial Management Improvement Program (JFMIP) is a cooperative undertaking of the General Accounting Office, the Office of Management and Budget, the Office of Personnel Management and the Treasury Department working in cooperation with each other and with the operating agencies to improve financial management on a Government-wide basis and in individual agencies. The program was established by the Budget and Accounting Procedures Act of 1950. The program is administered by an Executive Director who develops and directs JFMIP programs and projects under the general direction of a Steering Committee representing the four central agencies. The JFMIP staff is on the GAO payroll; however, the other central agencies share equally in the costs.

The JFMIP activities that will be continued during FY 1981 include (1) cooperative study projects on financial management research and other subjects of Government-wide interest; (2) advisory services to agencies on financial management systems and problems; (3) coordination of central financial policies and practices; (4) publication of JFMIP technical publications on various topics of interest to financial managers; (5) review of agency financial management improvement efforts; (6) cooperation in the development of improved methods of education for public financial management; (7) organization and conduct of conferences, workshops, and seminars; (8) dissemination of information on new techniques and new technology implementation to prevent "reinventing of the wheel" in the Federal Government; and (9) overall promotion of improved financial management practices. JFMIP relies heavily on participation of people from the central agencies and operating agencies in cooperative projects, with the JFMIP staff serving as a mobilizer of resources and a catalyst.

LOGISTICS AND COMMUNICATIONS DIVISION

	FY 1980		FY 1981		Change	
	Average Positions	Dollars	Average Positions	Dollars	Average Positions	Dollars
Professional	154		154		-0-	
Support	31		31		-0-	
Total [1/]	185	$5,694,000	185	$5,885,000	-0-	+$191,000
Total Positions at September 30	191		191		-0-	

Scope and Nature of Work Program

The Logistics and Communications Division (LCD) audits (1) logistics and communications activities in the Department of Defense and the General Services Administration, (2) activities of the National Security Agency, (3) Federal Government activities related to printing and publications, and (4) Government policies and practices related to logistics and communications. The areas of responsibility encompass the review of requirements for and the receipt, storage, distribution, and disposal of materials and equipment; the determination of supply management effectiveness through reviews of the readiness of active and reserve forces; the acquisition and management of facilities; the repair and maintenance of equipment and components; the acquisition and operation of communications and data processing systems; and supporting activities such as food service, records management, and printing and publishing operations.

The following schedule shows how LCD plans to allocate its Washington professional staff resources during fiscal years 1980 and 1981.

	Average Positions		
Area of responsibility	FY 1980	FY 1981	Change
Washington Professional staff:			
Communications and Information Management	33	33	-0-
Distribution Management	42	42	-0-
Facilities Acquisition and Management	32	32	-0-
Materiel Management	38	38	-0-
Office of the Director	9	9	-0-
Support staff	31	31	-0-
Total	185	185	-0-
Field resources [2/]	259	267	+8
Total	444	452	+8

1/ Excludes field and overseas average positions.
2/ Funds for these resources for fiscal years 1980 and 1981 are $7,150,000 and $7,650,000 respectively.

The division is organized into subdivisions which perform their work along the lines of the following responsibility areas:

Communications and Information Management

The work of this subdivision is primarily aimed at improving the effectiveness of data processing operations and management and improving the effectiveness of communications, operations, and management. In addition this group has the responsibility of reviewing Federal agencies' involvement with the creation, protection, access, disclosure and management of Federal information.

Distribution Management

This subdivision is primarily concerned with promoting economy and effectiveness by using a total systems approach to distribution; promoting effective and efficient inventory practices; promoting the effective and efficient disposition of excess personal property; promoting air, land, and sea readiness; and promoting effective and efficient traffic management practices.

Facilities Acquisition and Management

This subdivision is responsible for promoting efficient methods of acquiring facilities; investigating opportunities to foster cost-effective operation and maintenance of facilities; and promoting efficient use of facilities and the disposal of unneeded properties.

Materiel Management

This group directs much of its effort to military readiness, the determination of materiel requirements, equipment maintenance and repair, and the operation of materiel management systems and various support service activities. Also, special consideration is given to the management of ammunition and the Federal cataloging and materiel standardization programs. The primary concerns are to review the readiness of key general-purpose, strategic, and reserve forces and the effectiveness of their weapons; to improve agency methods for determining equipment and materiel requirements; to promote the effective operation of materiel management systems; to promote the effective management of maintenance and repair activities; to promote the effective operation of support service activities; to improve ammunition management and the ammunition production base; and to promote effective cataloging and standardization activities.

PERSONNEL

	FY 1980		FY 1981		Change	
	Average Positions	Dollars	Average Positions	Dollars	Average Positions	Dollars
Professional	85		85		-0-	
Support	66		66		-0-	
Total	151	$3,324,000	151	$3,422,000	-0-	+$98,000
Total Positions at September 30	156		156		-0-	

Scope and Nature of Work Program

Personnel is responsible for staff acquisition, development of employment policy, personnel information services, career development, and employee counseling services. Functions of this office include: recruiting and appointing; maintaining relationships with universities and professional groups; performing personnel research and analysis; providing necessary job classification and salary and wage administration services; maintaining liaison with the Office of Personnel Management; and determining the application to personnel of pertinent laws, rules, and regulations for GAO, OTA, and CASB. It is also responsible for a variety of functions including: designing, implementing, and maintaining a comprehensive Upward Mobility Program; designing and processing personnel records and data; managing the personnel security clearance program; managing labor-management relations; and developing, implementing, and assessing a comprehensive and unified training, counseling, and development program for all GAO employees.

Secretarial Assignment Pool

Newly appointed secretaries at Washington Headquarters are carried in a centrally administered secretarial pool for a brief period of orientation and indoctrination. Vacancies are promptly filled from this pool as they occur. Pool staffing will remain at the level of 15 staff years in fiscal years 1980 and 1981.

OFFICE OF POLICY

	FY 1980		FY 1981		Change	
	Average Positions	Dollars	Average Positions	Dollars	Average Positions	Dollars
Professional	11		11		-0-	
Support	2		2		-0-	
Total	13	$465,000	13	$477,000	-0-	+$12,000
Total Positons at September 30	13		13		-0-	

Scope and Nature of Work Program

The Office of Policy is responsible for developing and promulgating auditing and reporting policies, standards, and procedures for the guidance of GAO's operating divisions; conducting or sponsoring research in auditing theory, objectives, practices, and techniques; furnishing policy advice on auditing and reporting problems; and reviewing proposed reports for the Comptroller General's signature. It also advises and assists in developing operating policies and guidance for GAO's legislative, legal, claims, and administrative activities.

PROGRAM ANALYSIS DIVISION

	FY 1980		FY 1981		Change	
	Average Positions	Dollars	Average Positions	Dollars	Average Positions	Dollars
Professional	143		143		-0-	
Support	22		22		-0-	
Total [1/]	165	$5,017,000	165	$5,145,000	-0-	+$128,000
Total Positions at September 30	170		170		-0-	

Scope and Nature of Work Program

The Program Analysis Division (PAD) is responsible for providing leadership and assistance in fulfilling those functions of the Comptroller General and the General Accounting Office with respect to economic and program evaluation and analysis, improving evaluation methods, and financial and program information systems for reporting to the Congress.

The mission of PAD is (1) to prepare analyses having a broad perspective, particularly where economic factors are important and major program implications are involved, (2) to provide leadership and assistance in focusing GAO's analytical resources in support of the congressional decisionmaking processes on major program issues, (3) to improve the usefulness of and access to Federal fiscal, budgetary and program-related information for the Congress and related activities to assist in fulfilling GAO's responsibility under Title VIII of the Congressional Budget Act, and (4) to improve the quality of evaluations performed by Federal departments and agencies as required by Title VII of the Congressional Budget Act, and (5) to perform research and analysis on national issues involving science and technology policy.

The following schedule shows our planned application of staff resources during fiscal years 1980 and 1981:

Area of responsibility	Average Positions FY 1980	FY 1981	Change
Washington professional staff:			
Program Evaluation	35	35	-0-
Program Information Requirements, Sources, and Classifications	36	36	-0-
Economic and Program Analysis	40	40	-0-
Science Policy	22	22	-0-
Office of the Director	8	8	-0-
Support staff	24	24	-0-
Total	165	165	-0-
Field resources [2/]	59	59	-0-
Total	224	224	-0-

The Program Analysis Division is organized along the lines of its basic areas of responsibility. PAD has established operating groups that perform studies of

---

1/ Excludes field and overseas average positions.

2/ Funds for these resources for fiscal years 1980 and 1981 are $1,629,000 and $1,690,000 respectively.

54-689 - 80 - 47

program evaluation and program information, and operating groups that perform economic and program analysis and research and analysis on major science policy issues. PAD's major responsibility areas include:

Program Evaluation

The Comptroller General is given broad responsibility for evaluating and analyzing Federal programs and activities under several Federal statutes including GAO's responsibilities under Title VII of the Congressional Budget Act of 1974. PAD's specific responsibility in this area is to provide leadership and assistance in performing these activities and to develop and demonstrate in its own work the effectiveness of better analytical tools. This responsibility includes developing guideline documents for use by executive agency evaluation staffs and GAO staffs. PAD also performs appropriate appraisals of the effectiveness of agency evaluation efforts. Additionally, PAD provides assistance to committees with respect to reviewing program performance that will be useful in the oversight process.

Program Information

Title VIII of the Congressional Budget Act of 1974 places on the General Accounting Office responsibility for improving fiscal, budgetary, and program-related information available to Congress. PAD work in this area is directed at improving the uniformity and consistency among concepts, procedures, practices, terminology, classifications, and codes; improving the accessibility, form, and substance of information available for congressional decisionmaking; and developing, maintaining, publishing, and assisting in the use of inventories and directories on information.

Economic and Program Analysis

PAD is responsible for performing various economic and program analyses including: the economic impact of Government programs; macroeconomic studies of various aspects of the economy reviews of alternative methods of achieving program objectives and studies of regulatory policy, tax policy, selected intergovernmental matters, and the regional and national impact of Federal policies and programs. PAD also provides economic assistance to other GAO divisions and offices as requested.

Science Policy

PAD is responsible for the broad subject of science policy, including policy considerations that transcend a particular agency or program. Consideration will be given to such matters as: improving Government/industry/university relations; improving the climate for innovation in the U.S. within national goals, priorities and international relations; and reviewing selected aspects of the Government scientific resource decisionmaking process. In addition, PAD has an audit site where staff will be dedicated to reviewing the activities of the National Science Foundation.

GAO Coordination with the Congressional Budget Office and the Office of Technology Assessment

Because of the nature of PAD's mission, it has been assigned responsibility for GAO-wide coordination with CBO and OTA. Close working relationships have been established with the organizations involved to assure appropriate coordination of respective efforts.

OFFICE OF PROGRAM PLANNING

	FY 1980		FY 1981		Change	
	Average Positions	Dollars	Average Positions	Dollars	Average Positions	Dollars
Professional	12		12		-0-	
Support	3		3		-0-	
Total	15	$488,000	15	$503,000	-0-	+$15,000
Total Positions at September 30	15		15		-0-	

Scope and Nature of Work Program

The Office of Program Planning is responsible for advising the Comptroller General in defining the immediate and long-range objectives and responsibilities of GAO and its principal organizational units, in determining relative emphasis, and in making decisions on the nature and direction of effort. This office is also responsible for translating the Comptroller General's decisions with respect to the above into planning guidance to GAO's divisions and offices; assessing and advising the Comptroller General on progress and problems experienced by GAO divisions and offices; monitoring and evaluating the operational planning of divisions and offices for compliance and consistency with established objectives and operating policies; advising and assisting the operating groups and divisions in developing and using effective planning; and conducting or sponsoring appropriate research and special studies to assist in decisions on level and direction of effort.

PROCUREMENT AND SYSTEMS ACQUISITION DIVISION

	FY 1980		FY 1981		Change	
	Average Positions	Dollars	Average Positions	Dollars	Average Positions	Dollars
Professional	142		142		-0-	
Support	23		23		-0-	
Total 1/	165	$5,398,000	165	$5,529,000	-0-	+$131,000
Total Positions at September 30	170		170		-0-	

Scope and Nature of Work Program

The Procurement and Systems Acquisition Division (PSAD) monitors the Government's entire procurement function and the research and development activities and programs of assigned mission agencies. It is concerned with the (1) establishment of needs and operational requirements (2) identification of technology gaps, (3) support of research and development, and (4) Government use of contracts and grants to acquire goods, services, and facilities.

Procurement and research and development activities falling within PSAD's jurisdiction are administered largely by components of the Department of Defense, National Aeronautics and Space Administration, Department of Energy, General Services Administration, and the Office of Federal Procurement Policy. These agencies are responsible for most of the Government s annual expenditure for procurement and research and development; in addition, grantees procure a large (but unknown) amount of goods and services and contribute significantly to advancing research and development programs.

The following schedule shows the planned application of Washington professional staff resources during fiscal years 1980 and 1981 by responsibility area.

Area of Responsibility	Average Positions FY 1980	Average Positions FY 1981	Change
Washington Professional staff:			
Research and Development	27	27	-0-
Acquisition Management	54	54	-0-
General Procurement	46	46	-0-
Office of Director	15	15	-0-
Support staff	23	23	-0-
Total	165	165	-0-
Field resources 2/	276	287	+11
Total	441	452	+11

1/ Excludes field and overseas average positions.
2/ Funds for these resources for fiscal years 1980 and 1981 are $7,619,000 and $8,223,000 respectively.

The division consists of three principal groups, whose responsibilities are described below.

Research and Development

This group is concerned with all aspects of the administration and management of research and development within DOD, NASA and the DOE nuclear weapons programs. Assignments in this area fall into five general areas: policy, planning, and budgeting; coordination of research and development efforts; improving the administration of programs by inhouse laboratories, universities, research and development centers, and other contractors and grantees; improving the effectiveness of selected research and development programs; and improving the dissemination of research by the performing agency. Major emphasis is given to the technology base programs (basic and applied research) within the above agencies.

Acquisition Management

This group reviews major system acquisitions by civilian and Defense agencies. Its tasks include (1) monitoring individual systems during the acquisition process--from determination of need through development, production, and placement-in-use and (2) continuously reviewing the management of selected phases of the acquisition process. About 50 percent of AM's resources are directed toward providing individual system studies to key congressional committees before authorization and appropriation hearings. These studies concentrate on cost, schedule, performance and other matters of concern. Increased attention is being given to (1) how all executive branch agencies are implementing OMB Circular A-109 on major systems acquisitions, (2) the management structure and procedures for acquiring major systems, (3) the need for major systems considering the relationship between enemy threat and existing and proposed weapons systems, (4) the adequacy, communication and use of test results in the decision process, and (5) cooperative development or production programs with foreign countries.

General Procurement

This group is responsible for reviewing Federal agencies' and grantees' activities related to the acquisition of needed goods and services. The group's objective is to furnish reports to the Congress and agency officials on ways to improve the procurement process. This objective is achieved by performing examinations of various agency, contractor, and grantor/grantee systems designed to assure that: (1) only needed products and services are purchased, (2) only the required quantities are purchased, (3) only proper quality products and services are acquired, (4) prices are fair and reasonable, and (5) products and services are timely delivered. Fifteen major problem areas or issues related to these acitvities have been identified. During fiscal year 1981, the group will concentrate on those areas or issues determined to require priority attention, including agency and contractor systems to detect and prevent fraud and corrupt practices in the buying of goods and services, quality of delivered products and services, control by grantor agencies over products and services procured by grantees, problems preventing effective competition, reasonableness of prices negotiated in the absence of competition, effectiveness of central supply agencies, and re-emphasis of selected recommendations made by the Procurement Commission.

UNITED STATES GENERAL ACCOUNTING OFFICE

Estimated obligations--other expenses:

Fiscal Year	Estimated obligations	Increase or decrease
1980	$59,389,000	
1981	$61,980,000	+$2,591,000

The fiscal year 1981 estimate of $61,980,000 for all our expenses other than salaries is $2,591,000 more than our revised 1980 requirements. The major increases are $700,000 for travel, $981,000 for rent, communications and utilities, and $698,000 for personnel benefits. Our revised 1980 requirements and the estimates for 1981 are compared below by object class of expense and explained in more detail in the narrative section following this summary.

	Object class	Actual 1979	Revised 1980	Estimated 1981	Changes 1980 to 1981
12	Personnel benefits	$13,338,307	$ 14,873,000	$ 15,536,000	+$ 663,000
13	Benefits for former personnel	33,660	36,000	71,000	+ 35,000
	Total personnel benefits	13,371,967	14,909,000	15,607,000	+ 698,000
21	Travel and transportation of persons	10,500,788	12,500,000	13,200,000	+ 700,000
22	Transportation of things	374,118	473,000	598,000	+ 125,000
23	Rent, communications & utilities	11,463,510	12,908,000	13,889,000	+ 981,000
24	Printing & reproduction	1,495,295	1,667,000	1,851,000	+ 184,000
25	Other services	9,087,217	12,160,000	12,706,000	+ 546,000
26	Supplies & materials	1,603,268	2,145,000	2,458,000	+ 313,000
31	Equipment	995,276	1,536,000	1,093,000	- 443,000
32	Lands & structures	524,313	1,033,000	520,000	- 513,000
41	Grants, subsidies, and contributions	25,000	28,000	28,000	-
42	Claims & indemnities	36,451	30,000	30,000	-
	Total 20, 30, 41 & 42	36,105,236	44,480,000	46,373,000	+ 1,893,000
	Total--other expenses	$49,477,203	$ 59,389,000	$ 61,980,000	+$2,591,000

12. Personnel benefits
13. Benefits for former personnel

Estimate 1980	$14,909,000	
1981	$15,607,000	+$698,000

The items involved in these object classes, and the estimated costs for each, are as follows:

		Revised 1980	Estimate 1981	Changes 1980 to 1981
12	Personnel Benefits:			
	Cost of Living Allowances	$ 571,000	$ 725,000	+$ 154,000
	Payments to OPM Life Insurance Fund	539,000	557,000	+ 18,000
	Payments to OPM Retirement Fund	10,201,000	10,527,000	+ 326,000
	Employers Share FICA Taxes	204,000	210,000	+ 6,000
	Employees Suggestion Awards	119,000	119,000	-
	Payments to Health Benefits Program	2,732,000	2,791,000	+ 59,000
	Employee Compensation Act	92,000	192,000	+ 100,000
	Dislocation Allowances	415,000	415,000	-
13	Benefits for former personnel	36,000	71,000	+ 35,000
	Total Personnel Benefits	$ 14,909,000	$15,607,000	+$ 698,000

The net increase of $698,000 in benefits consists of increases in employer contributions to benefit funds ($409,000), an increase in the cost of living allowances ($154,000), an increase in Employee Compensation ($100,000), and an increase in benefits for former personnel ($35,000). The increase in benefits result primarily from an increase in the amount of salary paid.

Cost of Living Allowances

An increase in the average salary of employees officially stationed at posts of duty in foreign areas and in Hawaii in FY 1981 will result in a $154,000 increase of which 29% is for education allowances, 64% living quarters allowances, and 7% territorial cost-of-living allowances. Cost of living allowances are primarily based on a percent of the employee's salary. Allowances for which such employees may be eligible (5 U.S.C. 5924, 5941) include:

An education allowance which is granted to assist an employee in meeting extraordinary expenses incurred by reason of his service in a foreign area in providing adequate elementary and secondary education for his children.

A living quarters allowance is for rent, heat, light, fuel, gas, electricity and water, and is granted when Government owned or rented quarters are not provided without charge for an employee in a foreign area.

A Territorial cost-of-living allowance provides additional compensation to persons stationed outside the Continental United States or in Alaska (whose rates of basic compensation are fixed by statute) when living costs are substantially higher than in the District of Columbia.

Payments to OPM Life Insurance Fund

The $18,000 increase in the cost for group life insurance results from an increase in the average salary of the staff. The amount of insurance in force is based upon an employee's annual salary rate plus $2,000 with a minimum of $10,000. The Government pays one-third the cost of regular life insurance and the employee pays two-thirds, under provisions of 5 United States Code 8707.

Payments to OPM Retirement Fund

Section 8334 of title 5, United States Code, provides that there shall be deducted and withheld from the basic salary of each civilian officer or employee to whom this law applies an amount equal to 7 percent of such basic salary as a deduction for retirement. The Government matches the employee's contribution.

The increase of $326,000 in the amount of payments to the OPM retirement fund results directly from an increase in the salary paid to GAO staff.

Employers Share FICA Taxes

The Social Security Amendments of 1972 provided that beginning in calendar year 1973 FICA taxes would be 5.8% of the first $10,800. Public Law 93-233, approved December 31, 1973, provided that FICA deductions beginning with calendar year 1974 would be made on the first $13,200 of wages received instead of the first $10,800. However, the Social Security Act as amended October 31, 1974, provided that deductions beginning with calendar year 1975 would be made on the first $14,100 and beginning with calendar year 1976, deductions would be made on the first $15,300. Beginning with calendar year 1977, FICA taxes were 5.85% of the first $16,500 and 6.05% of the first $17,700 at the start of calendar year 1978. Beginning with calendar year 1979 FICA taxes have increased to 6.13% of the first $22,900. The Government, as an employer, matches the employee's contribution.

Employees Suggestion Awards

Our Incentive Awards program is administered consistent with chapter 45 of title 5, U.S.Code, and the regulations issued by the Office of Personnel Management. Our program is designed to encourage employees to participate in the common task of improving the effectiveness, efficiency, and economy of Government operations. Also, we wish to recognize and reward employees, individually or in groups, who by their suggestions, inventions, superior accomplishments, or other personal efforts directly contribute to the efficiency, economy, or other improvement of Government operations, or who perform special acts or services in the public interest in connection with or related to their official employment.

Payments to Health Benefits Program

Payments to the health benefits program will increase $59,000 from 1980 to 1981 because of annualization of increased carrier subscription charges. The cost of health benefits coverage for employees is shared by the employee and the Government, with the Government's contribution about 60 percent of the subscription charges.

Employee Compensation Act

The reimbursement for benefits and other payments from the Employee's Compensation Fund varies from year to year depending upon the number of GAO employees injured in the line of duty and the severity of the injuries. The amount required for such payments for 1979 is $100,000 more than the payments made for 1978. We are required to include in our 1981 budget estimates an amount equal to the cost in 1979 of such benefits for repayment to the Compensation Fund (5 U.S.C. 8147).

Dislocation Allowances

The amount for dislocation allowances, authorized under the provisions of 5 U.S.C. 5724a, provides for the payment of relocation expenses of employees involved in permanent changes of station.

Some of the more significant allowances paid under this category in connection with a permanent change of station are:

1. Subsistence expenses of the employee and his immediate family while occupying temporary quarters.

2. Expenses of the sale of the residence (or the settlement of an unexpired lease) of the employee at the old official station and the purchase of a home at the new official station.

3. Miscellaneous expenses such as charges for connection and disconnection of appliances and utilities, alterations and installation of rugs and draperies at the new residence, drivers and auto licenses required by the State to which the employee moved, and similar costs related to the move.

13. Benefits for Former Personnel

The $71,000 is for providing an annuity for Comptrollers General retired for age or disability and their survivors (section 43 of title 31, United States Code).

21. Travel and Transportation

Estimate 1980	$12,500,000	
1981	$13,200,000	+$700,000

Effective examination of the activities of Federal agencies and contractors requires that our audit and investigative work be done at Federal agency offices and installations and contractors' plants located throughout the United States and in numerous locations abroad. For this reason, a large part of the working time of our professional staff of accountants and auditors must be spent in travel status.

We are requesting $13,200,000 to meet our 1981 travel needs. This amount represents an increase of $700,000 over the 1980 travel budget.

Our requirements for travel funds for 1980 and 1981 are compared by organizational unit within the General Accounting Office in the following tabulation. This tabulation also shows the general categories of work assignments for which increased travel costs are expected to be incurred.

	1980 Revised Estimate	1981 Estimate	Increase or Decrease (-)
Field Operations Division:			
Energy and Minerals Work	$ 487,000	$ 512,000	+ $ 25,000
Program Analysis Work	219,000	231,000	+ 12,000
Federal Personnel and Compensation Work	364,000	383,000	+ 19,000
Financial & General Management Studies Work	680,000	645,000	- 35,000
General Government Work	1,137,000	1,196,000	+ 59,000
Logistics & Communications Work	873,000	950,000	+ 77,000
Human Resources Work	1,747,000	1,791,000	+ 44,000
Procurement & Systems Acquisition Work	1,007,000	1,103,000	+ 96,000
Community & Economic Development Work	1,331,000	1,443,000	+ 112,000
International Work	83,000	86,000	+ 3,000
Claims Work	19,000	19,000	-
Other Work, Training, Recruiting, etc.	472,000	495,000	+ 23,000
Sub-total	$8,419,000	$8,854,000	+ $ 435,000

Energy and Minerals Division	327 000	$ 345,000	+$	18,000
Program Analysis Division	87,000	100,000	+	13,000
Logistics & Communications Division	235,000	235,000		-
Procurement & Systems Acquisition Division	225,000	254,000	+	29,000
Federal Personnel & Compensation Division	115,000	125,000	+	10,000
General Government Division	212,000	247,000	+	35,000
Community & Economic Development Division	358,000	381,000	+	23,000
Human Resources Division	452,000	477,000	+	25,000
Financial & General Management Studies Division	276,000	311,000	+	35,000
International Division:				
For work performance	1,205,000	1,272,000	+	67,000
For change of station (note a):	200,000	210,000	+	10,000
Other Divisions and Offices	389,000	389,000		-
Total	$12,500,000	$13,200,000	+$	700,000

The estimated increase of $700,000 in travel costs for 1981 is due to increases in the daily travel rates and the cost of transportation. The increase is divided between travel within the continental United States and international travel, as follows:

For travel within the continental United States	+	623,000
For international travel	+	77,000
Total net increase	+$	700,000

Travel Within Continental United States

About 70 percent of the estimated increase in domestic travel fund requirements for 1981 is needed for our regional office staffs to carry out accounting and auditing assignments in agency offices and contractor plants outside of Washington and away from the cities where our regional offices and suboffices are located.

The nature of the activities of the Defense establishment requires most of the assigned staffs of the regional offices to remain at temporary duty locations for periods of 60 to 90 days to effectively perform the work necessary to support their findings, conclusions and recommendations.

The areas reviewed may involve a variety of matters such as acquisition of major weapons systems, manpower utilization, accounting system reviews, procurement, supply management, contract administration, construction projects, should cost studies, and research and development programs, at several different sites.

Major new and expanded Federal programs have been enacted by the Congress in recent years, particularly in health, labor, welfare, education, revenue sharing, energy, and transportation. Expenditures for these programs are becoming sizeable. Our selective reviews at field locations require considerable travel by our Washington and regional staffs in order to achieve representative coverage in reviews of these programs.

---

a/ Represents estimated cost of travel of employees and their families between the United States and the foreign branch offices on initial assignments and on completion of tours of duty in foreign branch offices.

Request work for committee chairmen and individual congressmen in the areas of these new and expanded programs, as well as on previously authorized programs, have increased significantly and much of this work will be done at locations which involve travel by our Washington and regional staffs.

The estimates shown will permit us to provide the direction and supervision necessary to the successful accomplishment of our audit assignments and the additional travel is necessary because of anticipated increases in our effort principally in the following areas: energy studies, revenue sharing, law enforcement, reconstruction and rehabilitation assistance, housing and community development, defense procurement, major acquisitions of weapon systems, ADP installations, and financial activities.

International Travel

Travel required for the making of examinations of Federal programs carried on outside of the United States may be performed by personnel located either in the United States or in our foreign branches.

Our work programs require travel assignments to countries where Federal agency operations and programs are conducted. These areas include the Far East, Asia, Europe, the Near East, Africa, and Latin America.

22. Transportation of Things

Estimate 1980	$473,000	
1981	$598,000	+$125,000

The principal items of expense in this category are for transporting the household goods and personal effects of employees who are transferred between the United States and our European, Latin America, and Far East Branches and between our field locations in the United States and employees who are assigned to their first duty station.

The increase of $125,000 for transportation of things provides for increases in the number of pounds per shipment, in the cost of transportation for household goods and personal effects, and in the number of changes in official station expected to occur in 1981.

In addition to the costs for movement of household goods and personal effects, the estimates provide for the necessary cost of shipment of audit work papers, rental of trucks from the General Services Administration for local hauling, and other miscellaneous transportation charges.

23. Rent, Communications, and Utilities

Estimate 1980	$12,908,000	
1981	$13,889,000	+$981,000

There follows a detailed breakdown of the various items included in this object class and the estimated costs for each:

	Revised 1980	Estimate 1981	Changes 1980 to 1981
Rentals			
Automatic data processing equipment	$ 394,000	$ 307,000	-$ 87,000
Duplicating equipment	420,000	483,000	+ 63,000
Automatic typing equipment	425,000	500,000	+ 75,000
Office space	8,300,000	8,715,000	+ 415,000
Other	145,000	159,000	+ 14,000
Communications			
Local telephone service	1,123,000	1,314,000	+ 191,000
Long distance telephone service:			
FTS	916,000	988,000	+ 72,000
Commercial	283,000	300,000	+ 17,000
Postage and fees paid	875,000	1,093,000	+ 218,000
Other	27,000	30,000	+ 3,000
Total	$12,908,000	$13,889,000	+$ 981,000

Increases in this object class totaling $981,000 are primarily a result of (1) the requirement that all Federal agencies reimburse the General Services Administration for the space which they occupy, (2) an increase in the number of additional documents to be mailed, assuming no APO rate increase above those already in effect, (3) an estimated use growth rate of 17 percent for local telephone service and additional instrument installation charges, and (4) an increase in the use of more sophisticated duplicating equipment, and automatic typing equipment.

Automatic Data Processing Equipment

This category includes the rental of automatic data processing equipment for both our headquarters and regional offices to augment our present ADP hardware configuration.

Duplicating Equipment

Duplicating equipment provides our audit groups permanent copies, which are essential for our workpapers and exhibits in many cases, and more timely processing of our copying workload. The number of copies of internal and agency material essential to our audit work has been and continues to be voluminous.

Automatic Typing Equipment

It has become necessary to utilize automatic typing equipment wherever practicable and economical to speed up our reporting and to overcome the continuing and critical shortage of qualified typists. This type of equipment provides automatic formatting, alignment of inserted corrections on edited materials, plus a high speed final print.

Office Space

Public Law 92-313, June 16, 1972, requires that, beginning in 1975, Federal agencies reimburse the General Services Administration on a continuing basis for all space which they occupy, rather than for only increases in space. The increase of $415,000 for office space in FY 1981 over FY 1980 results from rate changes and additional space need requirements in regional offices as well as in headquarters and audit site offices.

Other Rentals

This category includes charges for miscellaneous equipment rentals including facsimile, teleconferencing, teleticketing, and microfilming equipment.

Communications

Estimates for this object class provide for all communication charges for the usual and necessary expenses of local and long distance telephone service, various charges for telegrams and teletype, and reimbursement to the Post Office Department to cover our mailing costs.

24. Printing and Reproduction

Estimate 1980	$1,667,000	
1981	$1,851,000	+$184,000

The increase of $184,000 for printing and reproduction reflects an anticipated increase in GAO originated publications as well as publications of other agencies and associated typesetting and bindery costs.

The estimates provide for our minimum requirements in this expense category. The principal items in the wide variety of material required are (1) printed forms and letter-heads, (2) publications issued by GAO and other agencies, (3) recruiting brochures used in recruitment of professional staff, (4) hearings, reports, bills, calendars, and the record and reports of the Congress, (5) printing and reproduction necessary to maintain on a current basis the GAO Policy and Procedures Manual for Guidance of Federal Agencies, and (6) printing of the monthly and quarterly pamphlets and the annual volumes of decisions of the Comptroller General of the United States.

25. Other Services

Estimate 1980	$12,160,000	
1981	$12,706,000	+$546,000

The costs in this object class, which is our largest miscellaneous category because of the variety of services covered, are shown below according to the principal types of expense and the estimated costs for each type:

	Revised 1980	Estimate 1981	Changes 1980 to 1981
Nongovernment services:			
Credit reports	$ 20,000	$ 20,000	$ -
Training	918,000	1,120,000	+ 202,000
Storage of household goods	29,000	29,000	-
Maintenance of equipment	554,000	664,000	+ 110,000
Computer services	3,028,000	3,310,000	+ 282,000
Contract services	4,612,000	4,830,000	+ 218,000
Total nongovernment	9,161,000	9,973,000	+ 812,000
Services by other government agencies:			
Security investigations	190,000	190,000	-
Administrative support	565,000	272,000	- 293,000
Health services	199,000	209,000	+ 10,000
Computer services	975,000	889,000	- 86,000
Leasehold maintenance	306,000	322,000	+ 16,000
Training	420,000	473,000	+ 53,000
Other contract services	344,000	378,000	+ 34,000
Total government	2,999,000	2,733,000	- 266,000
Total--other services	$12,160,000	$12,706,000	+$ 546,000

Credit Reports

The estimates in this object class are for contracts with companies that provide us with credit ratings or financial status reports on persons against whom the government has a claim.

Training - Nongovernment

The increase in the amount for tuition and fees for training results from (1) our increased awareness of the need for functional and specialty training as a result of our reorganization along functional and specialty lines and (2) our upward mobility program which provides a means whereby nonprofessional employees may become professional auditors.

The amount for training, tuition and fees, provides for the cost of staff taking part in either advanced management or executive development programs and costs for those attending college classes, in order to update their knowledge in various subject matter areas associated with their work in GAO. We are continuing to maintain our emphasis on professional and career development.

Storage of Household Goods

The costs in this object class are for the permanent storage of household goods which are stored in the United States for our employees while they are assigned to our overseas offices on permanent change of station orders.

Maintenance of Equipment

The amount for maintenance of equipment provides for the costs of repairs and preventive maintenance of all classes of equipment. We have a small group of repairmen who are very proficient at repairing office machines that would otherwise have to be repaired by the manufacturer. This has helped to reduce costs somewhat. However, maintenance costs associated with the automatic typing equipment, printing plant equipment and automatic data processing equipment continue to escalate. All of this equipment must, of course, be repaired by the manufacturer.

Computer Services - Nongovernment

This object class includes contractual agreements for the use of computers, other ADP equipment, data bases, and ADP personnel services (specification writing, programming, documentation, etc.) when performed by commercial firms. The types of services provided under these contracts are as follows:

(1) time-sharing services

(2) econometric forecasting analyses

(3) statistical analyses

(4) data base design and manipulation

(5) sensitivity analyses

(6) Assignment Management and Planning

(7) Financial Management

Contract Services

These services provide for the necessary analyses, consulting and assistance, and models and studies from State governments, consulting firms and individuals required in connection with the audits, investigations, and reports by the GAO.

Security Investigations

The amount for security investigations provides for reimbursement to the Office of Personnel Management for necessary investigations of new or reassigned employees filling sensitive positions.

Administrative Support

We reimburse the Department of State for administrative support on a shared cost concept depending on how many other agencies and how many staff members are in a given area. The State Department furnishes space and various other necessary services such as guard services, heat, light, and quarters. The State Department funds approximately 80 percent of the total costs of administrative facilities overseas; other participating agencies reimburse the Department for the remaining 20 percent. Beginning with FY 1981, the State Department will assume complete responsibility for the building operating expenses on all overseas Government-owned and long-term leased properties which have been leased through the Foreign Affairs Administrative Support System. As a result of this action by State, we anticipate a decrease in administrative support of $293,000 in FY 1981.

Health Services

There continues to be an increase in the cost of health services each year. Our estimate provides for an increase of $10,000 in 1981 to cover the increased cost of such services.

Computer Services - Government

Under this category we provide reimbursement to other Government agencies for computer services for

(1) development and maintenance of documentation indices,

(2) special analyses of Federal budget data,

(3) data preparation for cross reference systems,

(4) Joint Financial Management Improvement Program studies,

(5) collection and analysis of financial data by our field offices,

(6) payroll processing, and

(7) time-sharing and access to reference data bases utilized in the performance of audits and reviews.

Maintenance of Leaseholds

The maintenance of leaseholds includes minor modifications, repairs, and maintenance of existing facilities, carpeting, including installation, and purchase and installation of ceiling and floor-to-ceiling walls and partitions.

Training-Government

We provide formal training for our staff at the United States Office of Personnel Management and at other government agencies so that each staff member will have full opportunity to: (1) improve his current work performance, (2) progress to maximum capabilities, (3) prepare himself for undertaking supervisory and managerial leadership responsibilities, and (4) keep abreast of current thinking and practices in accounting and auditing and in management philosophies and techniques.

Examples of such training follow:

1. Courses to be conducted by United States Office of Personnel Management and other civil agencies including:
   a. Executive management
   b. Management sciences
   c. Middle management workshops
   d. Supervision and group performance
   e. Special subject matter areas such as:
      (1) Automatic data processing
      (2) Planning, programming, and budgeting systems
      (3) Personnel processing
      (4) Contracting and procurement
2. Department of Defense courses in those areas peculiar to the programs and activities of the Military Establishment.
3. Other training which is not feasible for the Office to give.

Other Contract Services

These services are to provide for guard service and other building maintenance as well as for interagency agreements and contracts for non-ADP services.

26. Supplies and materials

Estimate	1980	$2,145,000	
	1981	$2,458,000	+$313,000

The estimates provide for the wide variety of supplies and materials necessary in our operations. One of the larger costs in this object class is for blank paper and related supplies used in preparation of our audit reports to the Congress and the agencies. Although we have been faced with continuing increases in the cost of items of supply and materials for several years, we are trying to hold our expenses for this object as low as possible through the maintenance of minimum inventories.

31. Equipment

Estimate	1980	$1,536,000	
	1981	$1,093,000	-$443,000

The amount in this object class for 1981 is needed to provide for:

1. minimum requirements to continue the gradual replacement of worn and obsolete office machines,

2. necessary office furniture for additional staff,

3. technical books and publications for permanent collection, and

4. office alterations and associated furniture and equipment.

32. Lands and Structures

Estimate 1980	$1,033,000	
1981	$ 520,000	-$513,000

This estimate provides funds for major leasehold improvements to existing facilities, and carpeting, including installation thereof. It also includes ceilings and floor-to-ceiling partitions.

41. Grants, Subsidies, and Contributions

This category provides for grants, subsidies, gratuities, and other aid for which cash payments are made to States, other political subdivisions, corporations, associations, international societies, commissions, etc.

Estimate 1980	$28,000
1981	$28,000

42. Insurance Claims and Indemnities

This estimate provides money for payments on claims of life and marine insurance policies, annuities paid from trust funds to former employees and others, indemnities for destruction or injury of property; and other losses.

Estimate 1980	$30,000
1981	$30,000

54-689 - 80 - 48

Program and Financing (in thousands of dollars)

Identification code 05–0107–0–1–801	1979 actual	1980 est.	1981 est.
Program by activities:			
Direct program:			
1. Office of the Comptroller General	514	580	584
2. Special Staff Offices	1,685	1,272	1,296
3. Office of the General Counsel	6,524	7,221	7,341
4. General Services and Controller	19,874	30,628	31,874
5. Personnel	2,793	4,207	4,339
6. Office of Policy	416	522	539
7. Office of Program Planning	415	551	570
8. Logistics and Communications Division	5,911	6,524	6,734
9. Procurement and Systems Acquisition Division	5,753	6,170	6,364
10. Federal Personnel and Compensation Division	3,992	4,779	4,929
11. General Government Division	6,713	7,885	8,218
12. Community and Economic Development Division	8,660	9,398	9,760
13. Human Resources Division	9,204	10,389	10,847
14. International Division	10,488	12,186	12,497
15. Financial and General Management Studies Division	8,829	10,307	10,752
16. Joint Financial Management Improvement Program	142	193	228
17. Energy and Minerals Division	6,600	6,758	6,981
18. Program Analysis Division	4,601	5,586	5,767
19. Field Operations Division	65,375	74,333	79,021
20. Claims Division	2,663	2,778	2,829
Total direct program	171,152	202,267	211,470
Reimbursable program:			
21. Special assistance to the Congress	357	350	350
From other Federal funds	439	450	450
Total reimbursable program	796	800	800
Total operating costs	171,948	203,067	212,270
Unfunded adjustments to total operating costs:			
Depreciation included above	−578	−600	−600
Increase in unfunded leave accrual	−598	−600	−800
Total operating costs, funded	170,772	201,867	210,870
Capital investment	7,812	8,000	8,000
Total program costs, funded	178,584	209,867	218,870
Change in selected resources (undelivered orders)	3,212	.....	.....
10.00 Total obligations	181,796	209,867	218,870
Financing:			
11.00 Offsetting collections from: Federal funds	−796	−800	−800
25.00 Unobligated balance lapsing	4,906	.....	.....
Budget authority	**185,906**	**209,067**	**218,070**
Budget authority:			
40.00 **Appropriation**	**185,906**	**200,300**	**218,070**
44.20 **Supplemental for civilian pay raises**	.....	**8,767**	.....

	Relation of obligations to outlays:			
71.00	Obligations incurred, net	181,000	209,067	218,070
72.40	Obligated balance, start of year	18,490	19,030	20,631
74.40	Obligated balance, end of year	−19,030	−20,631	−22,275
77.00	Adjustments in expired accounts	−847	.....	.....
90.00	Outlays, excluding pay raise supplemental	179,613	198,868	216,257
91.20	Outlays from civilian pay raise supplemental	.....	8,598	169

Object Classification (in thousands of dollars)

Identification code 05–0107–0–1–801		1979 actual	1980 est.	1981 est.
	Direct obligations:			
	Personnel compensation:			
11.1	Permanent positions	127,350	144,122	150,387
11.3	Positions other than permanent	3,340	4,285	4,335
11.5	Other personnel compensation	833	1,271	1,368
	Total personnel compensation	131,523	149,678	156,090
12.1	Personnel benefits: Civilian	13,338	14,873	15,536
13.0	Benefits for former personnel	34	36	71
21.0	Travel and transportation of persons	10,501	12,500	13,200
22.0	Transportation of things	374	473	598
23.1	Standard level user charges	7,220	8,300	8,715
23.2	Communications, utilities, and other rent	4,244	4,608	5,174
24.0	Printing and reproduction	1,495	1,667	1,851
25.0	Other services	9,088	12,160	12,706
26.0	Supplies and materials	1,603	2,145	2,458
31.0	Equipment	995	1,536	1,093
32.0	Lands and structures	524	1,033	520
41.0	Grants, subsidies, and contributions	25	28	28
42.0	Insurance claims and indemnities	36	30	30
	Total direct obligations	181,000	209,067	218,070
	Reimbursable obligations:			
11.1	Personnel compensation: Permanent positions	531	530	530
21.0	Travel and transportation of persons	51	50	50
25.0	Other services	214	220	220
	Total reimbursable obligations	796	800	800
99.0	Total obligations	181,796	209,867	218,870

Personnel Summary

Total number of permanent positions	5,225	5,442	5,442
Total compensable workyears	5,062	5,275	5,275
Full-time equivalent of other positions	.....	.....	.....
Full-time equivalent of overtime and holiday hours	14	15	19
Average GS grade	11.10	11.10	11.10
Average GS salary	$25,504	$27,322	$28,508
Average salary of ungraded positions	$15,789	$16,104	$16,104

COST ACCOUNTING STANDARDS BOARD

SALARIES AND EXPENSES

For expenses of the Cost Accounting Standards Board necessary to carry out the provisions of Section 719 of the Defense Production Act of 1950, as amended (Public Law 91-379, approved August 15, 1970), [$1,300,000], $961,000.

(Joint-Resolution - Continuing Appropriations, 1980 - Public Law 96-86)

Justification of Estimates

Fiscal Year 1981

Section 103, title I, of the 1970 amendment (Public Law 91-379) to the Defense Production Act of 1950, established as an agent of the Congress a Cost Accounting Standards Board. This legislation provides that the Board shall consist of the Comptroller General of the United States who shall serve as Chairman and four other members appointed by the Comptroller General. The Act empowers the Board to appoint an Executive Secretary at a rate of compensation not to exceed the rate prescribed for level IV of the Federal Executive Salary Schedule.

The enabling legislation provides that three Board members appointed from private life will receive compensation at a rate of one two-hundred-sixtieth of the rate prescribed for level IV of the Federal Executive Salary Schedule for each day in which he is engaged in the actual

performance of duties vested in the Board. The enabling legislation also provides that the Comptroller General (who serves as Chairman) and one member to be named from Government would continue to receive the compensation of his regular position from the agency employing him.

The principal function of the Board has been to develop and promulgate Cost Accounting Standards designed to achieve greater uniformity and consistency in the cost accounting practices followed by defense contractors and subcontractors under negotiated defense procurements in excess of $100,000. The Standards, rules, and regulations promulgated are to be followed in estimating, accumulating, and reporting costs of defense contracts. During Fiscal Year 1980, it is anticipated that the Board will substantially complete work on Standards that will cover the accounting for the bulk of the costs which are allocated to Government contracts. The remaining costs involve various accounting issues on which work will continue. However, although in the future the Board may issue new Standards as needed, its principal function will be to assure that Standards, disclosure statements, and implementing regulations developed by the Board are interpreted correctly and operate effectively to fulfill the objectives of Public Law 91-379.

The budget estimate for Fiscal Year 1981 is $961,000. This estimate is $339,000 less than the amount appropriated for Fiscal Year 1980.

Object Classification

		1979 Actual	1980 Estimate	1981 Estimate
		(In thousands of dollars)		
Personnel compensation:				
11.1	Permanent positions	$1,002	$ 946	$ 679
11.3	Positions other than permanent	32	24	7
11.5	Other personnel compensation	14	11	11
	Total personnel compensation	1,048	981	697
12.1	Personnel benefits: Civilian employees	90	85	60
21.0	Travel and transportation of persons	65	63	46
22.0	Transportation of things	-	-	-
23.0	Rent, communications, and utilities	103	93	80
24.0	Printing and reproduction	7	6	6
25.0	Other services	139	68	68
26.0	Supplies and materials	8	4	4
31.0	Equipment	1	-	-
99.0	Total obligations	1,461	1,300	961
	Unobligated balance lapsing	389	-	-
	Budget authority	$1,850	$1,300	$ 961

An explanation of our fund requirements by object classification follows:

Total Personnel Compensation. This estimate covers the fiscal year 1981 salary costs for 20 permanent positions and 1 part-time consultant. The permanent positions include 3 Board Members, and Executive Secretary, 11 other professional positions and 5 supportive clerical positions. The decrease shown for total personnel compensation results primarily from the need for less staff to carry out the planned change in direction of

the CASB from research and development of Cost Accounting Standards to assuring that Standards already published continue to function properly. Achieving this goal may require amendment, interpretation or other action with respect to Standards.

All other Object Classifications. The estimates for all other object classifications for 1981 is $204,000, a reduction of $30,000 in the amounts estimated for these object classifications for fiscal year 1980. This decrease also is related to the proposed change in direction of the Board.

Program and Financing (in thousands of dollars)

Identification code 09–0600–0–1–801	1979 actual	1980 est.	1981 est.
Program by activities:			
Salaries and expenses	1,400	1,300	961
Change in selected resources (undelivered orders)	61	.....	.....
10.00 Total obligations	1,461	1,300	961
Financing:			
25.00 Unobligated balance lapsing	389	.....	.....
Budget authority	**1,850**	**1,300**	**961**
Budget authority:			
40.00 **Appropriation**	**1,850**	**1,300**	**961**
Relation of obligations to outlays:			
71.00 Obligations incurred, net	1,461	1,300	961
72.40 Obligated balance, start of year	114	180	200
74.40 Obligated balance, end of year	−180	−200	−157
77.00 Adjustments in expired accounts	−332	.....	.....
90.00 Outlays	1,063	1,280	1,004

Object Classification (in thousands of dollars)

Identification code 09–0600–0–1–801	1979 actual	1980 est.	1981 est.
Personnel compensation:			
11.1 Permanent positions	1,002	946	679
11.3 Positions other than permanent	32	24	7
11.5 Other personnel compensation	14	11	11
Total personnel compensation	1,048	981	697
12.1 Personnel benefits: Civilian	90	85	60
21.0 Travel and transportation of persons	65	63	46
23.1 Standard level user charge	74	64	54
23.2 Communications, utilities, and other rent	29	29	26
24.0 Printing and reproduction	7	6	6
25.0 Other services	139	68	68
26.0 Supplies and materials	8	4	4
31.0 Equipment	1	.....	.....
99.0 Total obligations	1,461	1,300	961

Personnel Summary

Total number of permanent positions	30	28	20
Total compensable workyears	27	25	17
Full-time equivalent of other positions	.....	.....	.....
Full-time equivalent of overtime and holiday hours	.....	.....	.....
Average GS grade	12.7	12.8	13.6
Average GS salary	$33,590	$35,994	$38,514

○