Y 4
.P 96/10
94-H 34
1045
94Y4
P96/10
94-H34
GOVERNMENT
Storage
RECEIVED
1976
KANSA... RY
...IVERSITY
A11600 754531

EXTENSION OF THE PUBLIC WORKS AND ECONOMIC DEVELOPMENT ACT OF 1965 AND TITLE V REGIONAL COMMISSIONS

HEARINGS

BEFORE THE

SU... MITTEE ON ECONOMIC DEVELOPMENT

OF THE

...MITTEE ON PUBLIC WORKS

UNITED STATES SENATE

NINETY-FOURTH CONGRESS

SECOND SESSION

ON

S. 2228

A BILL TO AMEND THE PUBLIC WORKS AND ECONOMIC DEVELOPMENT ACT OF 1965 TO EXTEND AUTHORIZATIONS FOR A THREE-YEAR PERIOD

MARCH 15, 16, AND 17, 1976

SERIAL NO. 94-H34

Printed for the use of the Committee on Public Works

AUTHENTICATED
U.S. GOVERNMENT
INFORMATION
GPO

EXTENSION OF THE PUBLIC WORKS AND ECONOMIC DEVELOPMENT ACT OF 1965
AND
TITLE V REGIONAL COMMISSIONS

HEARINGS

BEFORE THE

SUBCOMMITTEE ON ECONOMIC DEVELOPMENT

OF THE

COMMITTEE ON PUBLIC WORKS
UNITED STATES SENATE

NINETY-FOURTH CONGRESS

SECOND SESSION

ON

S. 2228

A BILL TO AMEND THE PUBLIC WORKS AND ECONOMIC DEVELOPMENT ACT OF 1965 TO EXTEND AUTHORIZATIONS FOR A THREE-YEAR PERIOD

MARCH 15, 16, AND 17, 1976

SERIAL NO. 94-H34

Printed for the use of the Committee on Public Works



U.S. GOVERNMENT PRINTING OFFICE
69-393 O WASHINGTON : 1976

COMMITTEE ON PUBLIC WORKS

JENNINGS RANDOLPH, West Virginia, *Chairman*

EDMUND S. MUSKIE, Maine
JOSEPH M. MONTOYA, New Mexico
MIKE GRAVEL, Alaska
LLOYD M. BENTSEN, Texas
QUENTIN N. BURDICK, North Dakota
JOHN C. CULVER, Iowa
ROBERT MORGAN, North Carolina
GARY HART, Colorado

HOWARD H. BAKER, JR., Tennessee
JAMES L. BUCKLEY, New York
ROBERT T. STAFFORD, Vermont
JAMES A. McCLURE, Idaho
PETE V. DOMENICI, New Mexico

M. BARRY MEYER, *Chief Counsel and Chief Clerk*
BAILEY GUARD, *Minority Staff Director*
LEON G. BILLINGS and RICHARD D. GRUNDY, *Senior Professional Staff Members*
RICHARD A. HELLMAN, *Minority Counsel*
JOHN W. YAGO, JR., *Assistant Chief Clerk;* PHILIP T. CUMMINGS, *Assistant Chief Counsel*
HAROLD H. BRAYMAN, *Senior Professional Staff Member* (Minority)

Professional and research staff: KARL R. BRAITHWAITE, JAMES W. CASE (*Assistant Counsel*), PAUL CHIMES, TRENTON CROW, KATHERINE Y. CUDLIPP, PAUL F. EBELTOFT, JR., GEORGE F. FENTON, JR., RANDOLPH G. FLOOD, KATHALEEN R. E. FORCUM, ANN GARRABRANT, RICHARD T. GREER, RICHARD M. HARRIS (*Assistant Counsel*), WESLEY F. HAYDEN, RICHARD E. HEROD (*Assistant Counsel, Minority*), VERONICA A. HOLLAND, RONALD L. KATZ, JUDY F. PARENTE, JOHN B. PURINTON, JR., JAMES D. RANGE, W. LEE RAWLS, CHARLENE A. STURBITTS, E. STEVENS SWAIN, JR., SALLY W. WALKER, and HAVEN WHITESIDE

SUBCOMMITTEE ON ECONOMIC DEVELOPMENT

JOSEPH M. MONTOYA, New Mexico, *Chairman*

EDMUND S. MUSKIE, Maine
QUENTIN N. BURDICK, North Dakota
ROBERT MORGAN, North Carolina
GARY HART, Colorado

JAMES A. McCLURE, Idaho
ROBERT T. STAFFORD, Vermont
PETE V. DOMENICI, New Mexico

CONTENTS

OPENING STATEMENTS

TITLE V REGIONAL COMMISSIONS

Burdick, Hon. Quentin N., U.S. Senator from the State of North Dakota ---- 3
Domenici, Hon. Pete V., U.S. Senator from the State of New Mexico ---- 3
Montoya, Hon. Joseph M., U.S. Senator from the State of New Mexico ---- 1

EXTENSION OF THE PUBLIC WORKS AND ECONOMIC DEVELOPMENT ACT OF 1965

Montoya, Hon. Joseph M., U.S. Senator from the State of New Mexico ---- 155, 267

LIST OF WITNESSES

MARCH 15, 1976—TITLE V REGIONAL COMMISSIONS

Anderson, Ray, Upper Great Lakes Regional Commission ---- 101
Castro, Hon. Raul H., Governor, State of Arizona, Four Corners Regional Commission ---- 34
Prepared statement ---- 36
Dukakis, Hon. Michael, Governor, State of Massachusetts, New England Regional Commission ---- 22
Prepared statement ---- 24
Hansen, Hon. Clifford P., U.S. Senator from the State of Wyoming ---- 2
Hawke, Jack, Coastal Plains Regional Commission ---- 82
Herschler, Hon. Ed, Governor, State of Wyoming, Old West Regional Commission ---- 50
Prepared statement ---- 53
Merriman, Russell, New England Regional Commission ---- 121
Padrick, Jack, Pacific Northwest Regional Commission ---- 82
Womer, Stanley, Four Corners Regional Commission ---- 122

EXTENSION OF THE PUBLIC WORKS AND ECONOMIC DEVELOPMENT ACT OF 1965

MARCH 16, 1976

Hartley, David, Director, State Economic Planning Project, American Institute of Planners, Washington, D.C. ---- 231
Prepared statement ---- 233
Supplementary statement ---- 239
Kelly, Thomas A., President, National Council for Urban Economic Development ---- 193
Prepared statement ---- 196
Maloney, Hon. Thomas C., Mayor, Wilmington, Delaware, Representing National League of Cities and U.S. Conference of Mayors ---- 183
McCartney, Agnes, National Association of Regional Councils ---- 167
Patton, D. Kenneth, President, Real Estate Board, City of New York ---- 204
Prepared statement ---- 207
Paul, Charles Ralph, Immediate Past Chairman, Southeast Alabama Regional Planning and Development Commission ---- 160
Schneider, William J., Executive Director, City-Wide Development Corp., Dayton, Ohio ---- 218
Scott, James M., Supervisor, Providence District, Fairfax County, Va., on behalf of The National Association of Counties, accompanied by: Elliott Alman, NACo legislation representative in Washington, D.C. ---- 227

Vela, Hon. Eduardo C., Mayor, Hidalgo, Texas; First Vice President of Lower Rio Grande Valley Development Council, and Chairman of City-County Economic Development Commission ---- 172

MARCH 17, 1976

Eden, John, Deputy Under Secretary of Commerce and Acting Special Assistant to the Secretary for Regional Economic Coordination, accompanied by George Milner ---- 405
Mizell, Hon. Wilmer, Assistant Secretary of Commerce for Economic Development, accompanied by: William Henkel, Deputy Assistant Secretary for Operations, EDA; William Clinger, Chief Counsel; Nathan Maryn, Special Assistant to Deputy Assistant Secretary for EDA; Glenn Waldron, Director, Office of Business Development for EDA ---- 268
Widner, Ralph R., Academy for Contemporary Problems ---- 434
Prepared statement ---- 438

ADDITIONAL MATERIAL

TITLE V REGIONAL COMMISSIONS

Eden, John, Deputy Under Secretary of Commerce, material supplied by:
Regional action planning commissions:
Percentages of appropriated funds being spent for administration, supplemental, and technical assistance grants ---- 410
Staffing ---- 411
Herschler, Hon. Ed, Governor, State of Wyoming, responses to additional questions from Senator Montoya ---- 64
Pacific Northwest Regional Commission:
Straub, Hon. Robert W., Governor, State of Oregon:
Letter to Senator Montoya ---- 85
Responses to additional questions ---- 88
Mailgram to Senator Randolph ---- 92
Fiscal year 1977 budget request ---- 93
Responses from title V regional commissions to budget questions from the Department of Commerce:
Coastal Plains ---- 129
Four Corners ---- 132
New England ---- 137
Old West ---- 138
Ozarks ---- 143
Pacific Northwest ---- 145
Upper Great Lakes ---- 150
Statements and communications:
Communications:
Governors:
Apodaca, Hon. Jerry, Governor, State of New Mexico ---- 112
Busbee, Hon. George, Governor, State of Georgia ---- 120
Castro, Hon. Raul H., Governor, State of Arizona ---- 113
Dukakis, Hon. Michael S., Governor State of Massachusetts ---- 113
Herschler, Hon. Ed, Governor, State of Wyoming ---- 114
Judge, Hon. Thomas L., Governor, State of Montana ---- 114
Lucey, Hon, Patrick, Governor, State of Wisconsin ---- 111
Pryor, Hon. David, Governor, State of Arkansas ---- 116
Salmon, Hon. Thomas P., Governor, State of Vermont ---- 117
Statements:
Anderson, Hon. Wendell R., Governor, State of Minnesota ---- 102
Eden, John W., Deputy Under Secretary of Commerce ---- 151
Edwards, Hon. James B., Governor, State of South Carolina ---- 119
Pryor, Hon. David, Governor, State of Arkansas ---- 5

EXTENSION OF THE PUBLIC WORKS AND ECONOMIC DEVELOPMENT ACT OF 1965

Communications:
Akins, Andrew X., executive director, Penobscot-Passamaquoddy Tribal Planning Board ---- 451
Hathaway, Hon. William D., U.S. Senator from the State of Maine ---- 450
Eden, John, Deputy Under Secretary of Commerce, draft regulations to implement P.L. 94–188 ---- 414
Mizell, Hon. Wilmer, Assistant Secretary of Commerce for Economic Development, material supplied by:
Loan guarantees ---- 274
Summary data on title X:
Project cost ---- 279
Source of funds ---- 281
Section 304 program grants, list of ---- 288
Assistance to urban areas ---- 291
Title X projects, list of ---- 307
National League of Cities, U.S. Conference of Mayors, recommended changes in programs authorized by the Public Works and Economic Development Act of 1965 ---- 186
S. 2228, reprint of ---- 157

EXTENSION OF THE PUBLIC WORKS AND ECONOMIC DEVELOPMENT ACT OF 1965, AND TITLE V REGIONAL COMMISSIONS

MONDAY, MARCH 15, 1976

U.S. SENATE,
COMMITTEE ON PUBLIC WORKS,
SUBCOMMITTEE ON ECONOMIC DEVELOPMENT,
Washington, D.C.

The subcommittee met at 9:35 a.m., pursuant to call, in room 4200, Dirksen Senate Office Building, Hon. Joseph M. Montoya [chairman of the subcommittee] presiding.

Present: Senators Montoya, Burdick, Hart, and Domenici.

Senator MONTOYA. The committee will be in order.

OPENING STATEMENT OF HON. JOSEPH M. MONTOYA, U.S. SENATOR FROM THE STATE OF NEW MEXICO

Good morning, ladies and gentlemen. We begin this morning 3 days of hearings on pending legislation to extend the Public Works and Economic Development Act. As you know, except for title V, the act expires on June 30, this year.

Today is title V day. For some time we have wanted to consult with the State side of the partnership of the title V commissions. We are fortunate to have joining us this morning many of the Governors who serve as State cochairmen of the seven commissions.

Most of you do not need to be reminded that the struggle of the commissions to achieve their legislative mandate has been an arduous struggle. Chronically underfunded and therefore effectively ignored, the commissions have nevertheless begun to make a difference.

Many of us in Congress have never flagged in our confidence that there is an important mission for the title V commissions. Against odds, we have raised the funding authorization levels year after year.

During 1975 in the Regional Development Act we further expanded program and budget authority for title V. The 1977 budget authority for title V, may I remind you, is $250 million, up $50 million from fiscal year 1976.

We have added authority in energy, transportation, vocational education and health. We are saying, it is time to move forward with this Federal-State partnership concept.

Most of you know that we were partially successful in bringing the commissions up to a par with the programs of the Appalachian Commission. We extended ARC for 4 years. We meant to do the same with title V.

Unfortunately, it was not an issue the conference could pass on. I assure you, however, we will add the rest of the years in this legislation so that title V will be on the same legislative cycle as Appalachia.

But you all know that we can talk about authorization levels until the cows come home. What counts is appropriations. Last year the President asked for $42 million. We upped that in the Senate to $84 million but had to settle on $63 million as a compromise with the House.

This year the President, despite our raising the authority and adding new programs, again requests $42 million. I am disheartened by this request. I am, because as I looked at your original requests as commissions, here is what I found:

—Ozarks requested $40 to $48 million annually for the next 5 years based on its new plan;

—Coastal Plains asked for $17.4 million;

—Pacific Northwest asked for $12.9 million;

—Four Corners asked for $24 million;

—New England asked for $21.5 million;

—Upper Great Lakes asked for a transitional $12.9 million leading to an annual $33 million based on a new long-range plan; and

—Old West asked for $35 million.

What I hope you will tell us today is: What was behind those requests? What are the plans and problems and aspirations of your commission?

Finally, we asked you to respond to a number of questions in your testimony. We are anxious to hear your response to them.

Allow me to suggest that we proceed by calling those Governors first whose commission is oldest:

Governor Pryor of Arkansas representing Ozarks has called in that he was sick and unable to be here. The New England Commission is represented here today by Governor Dukakis of Massachusetts. The Four Corners Commission is represented by Governor Castro of Arizona. And the Old West Commission is represented by Governor Herschler of Wyoming.

I would prefer that all Governors join the committee in a panel, rather than proceeding one witness at a time.

So Governors, would you step forward, and I understand Senator Hansen is here to introduce his Governor. I know he has a very important committee meeting this morning which he has to attend. So I will afford him the courtesy of this committee to present his Governor.

Senator Hansen, I want to welcome you before this committee, and you may proceed to present your Governor.

STATEMENT OF HON. CLIFFORD P. HANSEN, U.S. SENATOR FROM THE STATE OF WYOMING

Senator HANSEN. Thank you very much, Mr. Chairman and distinguished members of the committee. I am very pleased and proud indeed to be here with my Governor, Ed Herschler, of Wyoming.

Having preceded him by a few years in that office, I can appreciate full well the importance he attaches to this hearing. I need point

out to no one in Wyoming that Governor Herschler is a Democrat and I am a Republican, and yet I must say since I have been in office and since he has been in office we have tried not to pay attention to politics in charting a course that we think will best serve the State of Wyoming.

I have followed, since Governor Herschler has become Governor of Wyoming, a practice that was instituted when I came back here. That is, on the matters affecting the State of Wyoming, to go to him either on the phone or by letter or in person to see how I can support him in those efforts that he thinks will be most constructive and beneficial to the State of Wyoming.

He has been a great guy to work with. I hope he feels as kindly toward me as I do toward him. Our relationship has been a very pleasant one. I think it has been a fruitful one for the State of Wyoming.

I am proud, along with nearly everyone else in the State of Wyoming, to say that Governor Herschler represents the State very well. It is my pleasure to be here and to say these words that I speak very sincerely.

Governor HERSCHLER. Thank you very much, Senator Hansen.

Senator MONTOYA. May I say, Senator Hansen, we are glad to have you here this morning. What you have said is said in true Hansen form, because you have been a real Senator here and the Democrats love you, and you have really been nonpartisan as a Senator. I want to commend you also.

Senator HANSEN. Thank you very much, Mr. Chairman.

Senator MONTOYA. Senator Burdick, do you have anything to say before we start the hearing?

OPENING STATEMENT OF HON. QUENTIN N. BURDICK, U.S. SENATOR FROM THE STATE OF NORTH DAKOTA

Senator BURDICK. Mr. Chairman, I would like to add my welcome to the Governors who will testify here this morning. I am interested in knowing what part the regional commissions are going to play in the general scheme of things in relation to the Federal Government, and to each other. I am looking forward to obtaining some valuable information during the hearings. Thank you.

Senator MONTOYA. Senator Domenici, do you have anything to say?

OPENING STATEMENT OF HON. PETE V. DOMENICI, U.S. SENATOR FROM THE STATE OF NEW MEXICO

Senator DOMENICI. Thank you, Mr. Chairman. I just want to welcome the Governors. I am particularly interested in finding out what we can do to improve the impact and effectiveness of our EDA legislation.

I do know that money is a problem, as expressed by our distinguished Chairman. On the other hand, I am particularly interested in what we can do to make the program more effective for you in your States during these very difficult economic times.

We try to follow our legislation to see that it is doing what we originally intended.

As a secondary matter, being from the Rocky Mountain Southwest, I am particularly interested in whether or not the legislation is having

any impact on growth problems as energy resources are developed in your States. This is not the sole Federal thrust in terms of helping you with the growth problems attendant to energy development. But some effort was made in this legislation to help States that have energy growth problems.

I am particularly interested in knowing whether or not what we did is adequate in terms of flexibility for the Governors in terms of their growth areas as we attempt to develop energy in their regions.

Thank you, Mr. Chairman.

Senator MONTOYA. Thank you, Senator.

Now we will be calling on the Governors as cochairmen in the order of seniority of the commissions which they represent. I think that will solve our protocol problem here this morning.

Governor Pryor, as I mentioned earlier, is absent due to illness and his statement will be included at this point in the record.

[The statement follows:]

STATE OF ARKANSAS
OFFICE OF THE GOVERNOR
LITTLE ROCK

DAVID PRYOR
GOVERNOR

March 15, 1976

The Honorable Joseph M. Montoya, Chairman
Subcommittee on Economic Development
United States Senate Committee on Public Works
Washington, D. C. 20510

Dear Senator Montoya:

I regret that I was forced to cancel my scheduled appearance before your Subcommittee this morning. Unfortunately, I contracted a case of the flu last Friday which has left me incapacitated.

By telecopier I am forwarding my prepared remarks and answers to the 12 questions addressed to all State Cochairmen of the Title V Commissions. In answering these questions I have combined questions 3 and 7 and questions 5 and 10 because I feel that they are interrelated.

Thank you for inviting me to represent the Ozarks Regional Commission. In view of my illness, I appreciate your courtesy of allowing me this opportunity to submit my remarks and answers to be included in the record. Again, please accept my apologies for any inconvenience I may have caused you or your Subcommittee members and staff.

Sincerely,

David Pryor
State Cochairman
Ozarks Regional Commission

:mmm

GOVERNOR DAVID PRYOR
THE OZARKS REGIONAL COMMISSION
SUBCOMMITTEE ON ECONOMIC DEVELOPMENT
SENATE PUBLIC WORKS COMMITTEE
MARCH 15, 1976

MR. CHAIRMAN AND MEMBERS OF THE COMMITTEE:

I WELCOME THE OPPORTUNITY TO APPEAR BEFORE YOU AS STATE COCHAIRMAN OF THE OZARKS REGIONAL COMMISSION.

THE GOVERNORS OF ARKANSAS, KANSAS, LOUISIANA, MISSOURI AND OKLAHOMA ARE ACUTELY AWARE OF THE CONTRIBUTION YOUR COMMITTEE HAS MADE IN RECENT MONTHS TO A SIGNIFICANT ADVANCE IN CONCEPT AND PROGRAM FOR THE TITLE V REGIONAL COMMISSIONS.

WE GOVERNORS ARE EQUALLY MINDFUL OF THE RESPONSIBILITY THAT IS OURS, AS CHIEF EXECUTIVES, TO INSURE THAT OUR JOINT COMMITMENT WILL BRING SUBSTANTIAL REWARDS TO THE PEOPLE OF OUR REGION, AND THAT OUR PARTNERSHIP WILL THRIVE AND PROSPER.

ARKANSAS, MISSOURI, AND OKLAHOMA--ALONG WITH THE FEDERAL GOVERNMENT--WERE THE FOUNDING MEMBERS OF OUR COMMISSION.

THROUGH DESIGNATION BY THE SECRETARY OF COMMERCE, WE LATER EXPANDED OUR COMMISSION TO ENCOMPASS THE WHOLE OF THE FIVE STATES WITH A POPULATION OF 15,000,000.

WHAT IS CALLED THE OZARKS COMMISSION INCLUDES THE PLAINS OF KANSAS AND OKLAHOMA, THE DELTA AREAS OF ARKANSAS AND LOUISIANA, AND MAJOR METROPOLITAN CENTERS IN ALL STATES.

THERE IS GOOD REASON FOR THIS EXTENSIVE DESIGNATION.

THE NAVIGABLE RIVER SYSTEMS ON THE MISSISSIPPI, ARKANSAS, MISSOURI AND RED RIVERS--WHICH ARE A TRIBUTE TO THE SENATE AND HOUSE PUBLIC WORKS COMMITTEES--TIE US TOGETHER AS A RIVER-LINKED REGION IN THE MID-CONTINENT.

A WHOLE STATE AND INTERSTATE COORDINATION IS ESSENTIAL IN ORDER TO ACHIEVE ECONOMIC DEVELOPMENT FOR AN ORDERLY AND SENSIBLE GROWTH COUPLED WITH PROTECTION OF THE ENVIRONMENT.

I BELIEVE YOUR COMMITTEE WANTS TO KNOW WHAT WE HAVE ACCOMPLISHED, HOW WE INTEND TO CARRY OUT THE NEW AUTHORITIES YOU HAVE PROVIDED, WHAT AUTHORIZATION AND APPROPRIATION LEVELS ARE APPROPRIATE AT THIS TIME, AND PERHAPS MY VIEWPOINT ON THE FUTURE OF THESE TITLE V REGIONAL COMMISSIONS.

In describing our accomplishments I am not going to dwell on the successful Section 509 public facility program.

In fiscal year 1968 through fiscal year 1975 we financed $34.3 million in Commission funds in 321 such projects which had a total project cost of $162.6 million.

This past year we provided you an evaluation of a sample 32 of these projects with a total cost of $28.5 million of which the Commission provided $7.4 million.

These projects resulted in 8,878 new and permanent jobs which are producing approximately $60 million annually in new personal income in our region.

We are continuing this public facility program aimed at job creation, technical training, tourism growth, and community development.

In fiscal year 1976 we will obligate at least $8.7 million out of our $11.2 million appropriation for this type of project which the Congress has repeatedly endorsed.

Please note that all such projects are derived from the States Public Investment Plans and must meet the requirements of the regional plan and the Commission's priority rating system.

Let me now turn to the broad inter-state regional program we all know must be the keystone of the Title V Commissions.

SINCE 1968 WE HAVE PLACED GREAT EMPHASIS ON A PRACTICAL PROGRAM FOR REGIONAL RECREATION AND TOURISM DEVELOPMENT.

THE COMMISSION OPERATES A FIVE-STATE TOURISM BOOTH WHICH IS VERY EFFECTIVE AND IS DISPLAYED AT MAJOR TRAVEL SHOWS THROUGHOUT THE NATION.

THIS YEAR WE INITIATED A UNIQUE SERIES OF COMMERCIAL PACKAGE TOURS TO GIVE TRAVEL AGENTS THE OPPORTUNITY TO BRING VACATIONERS TO THE REGION.

I HAVE HERE THE BROCHURE DESCRIBING THE TOURS, WHICH ARE BEING MARKETED NATIONALLY AS "VISIT AMERICA CENTRAL--WHERE SOUTHERN HOSPITALITY MEETS THE WEST."

THIS COMMISSION-SPONSORED EFFORT WAS BROUGHT TOGETHER BY THE PRIVATE TRAVEL INDUSTRY ON A COMPETITIVE BASIS AND THE STATE TRAVEL DIRECTORS THROUGH COMMISSION SUPPORT.

A REGIONAL AIR SERVICE STUDY IS VIRTUALLY COMPLETED, DESIGNED TO MEASURE THE DEMAND FOR SCHEDULED AIR SERVICE TO THE REGION'S GROWTH CENTERS.

IT ENCOMPASSES OVER 70 CITIES IN THE FIVE STATES AND PROVIDES ANALYSES OF PASSENGER DEMAND, AIRCRAFT TYPES AND FEATURES, AIRLINE ECONOMICS AND STATE AND FEDERAL PROGRAMS AND POLICIES.

WE INTEND TO USE THIS WORK TO IMPROVE AND EXPAND AIR SERVICE, ESPECIALLY TO THE SMALLER GROWTH CENTERS IN THE REGION.

THIS PAST YEAR THE COMMISSION HAS ACTIVELY SUPPORTED THOSE PLANS WHICH APPEARED LIKELY TO SOLVE THE PROBLEMS OF THE BANKRUPTCY OF THE CHICAGO, ROCK ISLAND AND PACIFIC RAILROAD.

FROM THIS INVOLVEMENT IN THE ROCK ISLAND CRISIS CAME THE REGIONAL RAIL FREIGHT CONFERENCE HELD IN KANSAS CITY ON DECEMBER 11 AND 12, 1975.

THIS MEETING WAS ATTENDED BY NEARLY 100 TRANSPORTATION LEADERS FROM THE FEDERAL AND STATE GOVERNMENTS, CARRIERS AND SHIPPER INTERESTS.

A CONSTRUCTIVE DIALOGUE WAS INITIATED WHICH WE BELIEVE WILL LEAD TO BETTER UNDERSTANDING AND COOPERATION AND HOPEFULLY HELP TO PREVENT ADDITIONAL RAIL CRISES.

WE DO NOT BELIEVE SUCH FIVE-STATE EFFORTS WOULD HAVE BEEN POSSIBLE WITHOUT THE CATALYST OF A REGIONAL COMMISSION.

EARLIER IN MY STATEMENT I REFERRED TO OUR REGION AS ONE LINKED TOGETHER BY MAJOR RIVER SYSTEMS WITH NAVIGABLE WATERWAYS.

THROUGH THE YEARS WE HAVE ENCOURAGED INTERSTATE COOPERATION TO HELP INSURE THAT THE POTENTIAL OF THESE WATERWAYS IS FULLY REALIZED.

IN ADDITION OUR COMMISSION IS DIRECTLY AIDING THE DEVELOPMENT OF WATERSIDE INDUSTRIAL AND TRANSPORTATION SITES TO LINK RAIL, HIGHWAY AND WATER TRANSPORTATION.

OUR MAJOR REGIONAL EFFORT IS THE NEW FIVE-STATE ECONOMIC DEVELOPMENT ACTION PLAN MANDATED BY THE AUTHORIZING LEGISLATION.

THIS DOCUMENT HAS NOW COMPLETED ITS REVIEW BY THE FEDERAL ADVISORY COUNCIL ON REGIONAL ECONOMIC DEVELOPMENT AND AWAITS APPROVAL BY THE SECRETARY OF COMMERCE BEFORE FINAL APPROVAL BY OUR COMMISSION.

WE ARE HOPEFUL THAT THIS PROCESS WILL BE COMPLETED SO THAT WE CAN GIVE THE SENATE AND HOUSE PUBLIC WORKS COMMITTEES THE FINAL REPORT BY APRIL 30.

BUT IF NOT, WE WILL FURNISH EACH OF YOU THE DRAFT COPY BY THAT DATE.

THIS REGIONAL PLAN HAS UNDERGONE THE MOST EXHAUSTIVE REVIEW BY THE 58 SUB-STATE PLANNING AND DEVELOPMENT DISTRICTS, STATE AND FEDERAL AGENCIES, AND NUMEROUS ADVISORY GROUPS REPRESENTING THE PRIVATE SECTOR, THE UNIVERSITY COMMUNITIES, AND REPRESENTATIVES OF INDUSTRY, LABOR AND BUSINESS.

I AM CERTAIN THAT THIS COMMITTEE RECOGNIZES THE COMPLEXITY OF PLANNING FOR A REGION AS LARGE AND DIVERSE AS OURS.

PLANNING FOR FIVE STATES AND THE FEDERAL GOVERNMENT MUST RECOGNIZE NOT ONLY ECONOMIC REALITY BUT THE REALITIES OF THE POLITICAL PROCESS.

69-393 O - 76 - 2

WE INTEND TO MODIFY AND AMEND THIS PLAN AS WE LEARN AND PROGRESS.

CERTAINLY WE KNOW THAT IT MUST BE AMENDED TO ENCOMPASS BETTER THE NEW AUTHORITIES YOU HAVE PROVIDED.

LET ME THEN SIMPLY NOTE THE GOALS WE HAVE ADOPTED IN PRINCIPLE IN THIS REGIONAL PLAN:

-- TO RAISE THE INCOME OF THE PEOPLE IN THE REGION, ESPECIALLY IN AREAS WHERE CURRENT INCOME IS SUBSTANTIALLY BELOW THE AVERAGE FOR THE NATION.

-- TO PROVIDE JOB OPPORTUNITIES FOR THE UNEMPLOYED AND THE UNDEREMPLOYED IN THE REGION WITHIN THE CONTEXT OF KNOWN RESOURCE POTENTIALS AND CONSTRAINTS.

-- TO ENHANCE THE SKILL LEVEL OF THE LABOR FORCE WITHIN THE REGION.

-- TO PROVIDE ADEQUATE COMMUNITY SERVICES AND FACILITIES TO MAINTAIN AND STRENGTHEN THE VIABILITY OF THE REGION'S ECONOMY.

-- TO ASSESS THE DISTRIBUTION OF POPULATION THROUGHOUT THE REGION SO AS TO PERMIT EFFECTIVE UTILIZATION OF REGIONAL RESOURCES IN THE MAINTENANCE AND DEVELOPMENT OF VIABLE SUBREGIONAL ECONOMIES.

-- TO INCREASE REGIONAL EFFICIENCIES IN THE USE OF NATURAL RESOURCES AND ENERGY.

-- AND, FINALLY, TO PROTECT THE ENVIRONMENT FROM UNREASONABLE AND IRRESPONSIBLE DAMAGE, IN ADDITION TO IMPROVING THE ENVIRONMENT WHERE THERE HAS BEEN SUCH DAMAGE.

PUBLIC LAW 94-188 PRESENTS US WITH MAJOR OPPORTUNITIES.

WE INTEND TO MOVE AHEAD, BUT WITH SOME CAUTION.

FOR EXAMPLE, WE WILL NOT EMBARK UPON IMPLEMENTATION OF THE DEMONSTRATION AUTHORITIES IN REGIONAL TRANSPORTATION, HEALTH AND CHILD NUTRITION, VOCATIONAL-TECHNICAL EDUCATION, AND ENERGY UNTIL WE HAVE CAREFULLY STUDIED AND REVIEWED THE EFFORTS OF THE FEDERAL AGENCIES IN THESE FIELDS.

I AM SURE YOU ARE INTERESTED IN MY VIEWS ON BOTH OUR AUTHORIZATION AND APPROPRIATION LEVELS.

I BELIEVE THE AUTHORIZATION LEVELS ARE ENTIRELY ADEQUATE AT THIS TIME, AND I THANK YOU FOR YOUR COMMITTEE'S CONCERN AND HELP.

OUR APPROPRIATION LEVEL FOR FISCAL YEAR 1976, BASED ON THE SENATE FORMULA, IS $11.1 MILLION OUT OF THE FISCAL YEAR 1976 APPROPRIATION, OR 19.2% OF THE TITLE V APPROPRIATION.

IT IS MY JUDGMENT THAT GIVEN THE NECESSARY CONSTRAINTS FACED BY THE CONGRESS UNDER ITS NEW BUDGET PROCEDURES--

AS WELL AS THOSE ENCOUNTERED BY THE EXECUTIVE BRANCH--THIS LEVEL OF APPROPRIATION OR ONE SLIGHTLY HIGHER IS APPROXIMATELY CORRECT FOR FISCAL YEAR 1977.

THIS LEVEL OF APPROPRIATION IS BELOW THE ESTIMATE OF OUR REGIONAL PLAN THAT $40 MILLION ANNUALLY OVER THE NEXT FIVE YEARS IS REQUIRED.

BUT UNTIL WE ACCOMPLISH THE NECESSARY PLANNING AND UNTIL THE NATIONAL BUDGET IS IN LESS STRAIN, I WOULD SUGGEST APPROACHING THIS LEVEL INCREMENTALLY.

MR. CHAIRMAN, I WISH TO CONCLUDE MY STATEMENT BY EXPRESSING MY VIEW OF HOW THESE TITLE V REGIONAL COMMISSIONS CAN BECOME THE SUCCESS WE ALL DESIRE.

WE WANT OUR SYSTEM OF FEDERALISM TO WORK.

BECAUSE OF HISTORICAL CIRCUMSTANCES THE PENDULUM IN OUR STATE-FEDERAL SYSTEM HAS SWUNG HEAVILY IN THE PAST TOWARD AN ASSUMPTION OF RESPONSIBILITY BY THE FEDERAL GOVERNMENT.

I HAVE SUPPORTED THESE PROGRAMS IN THE PAST--AND FOR TWO YEARS, FROM 1966 TO 1968, WE WERE UNDER E. D. A.

WHAT WE'RE SEEING NOW IS THE NEED TO EXTEND E. D. A. AND, AT THE SAME TIME, A DEMAND FOR RETURNING RESPONSIBILITY TO THE STATES.

YOU WILL NOTE I USE THE TERM "RESPONSIBILITY" RATHER THAN "POWER."

IT IS EVIDENT TO ME THAT THESE REGIONAL COMMISSIONS CAN BE A DEMONSTRATION OF HOW BEST TO SHARE NOT ONLY PLANNING BUT ACTUAL RESPONSIBILITY FOR ACTION TO CARRY OUT SELECTED DOMESTIC PROGRAMS.

BUT TO DO THIS EFFECTIVELY AND RESPONSIBLY CERTAIN COMMITMENTS AND ATTITUDES ARE ESSENTIAL FOR BOTH THE STATE AND FEDERAL GOVERNMENTS.

IF A GOVERNOR THINKS ONLY IN TERMS OF HIS OWN STATE . . . IF THE EXECUTIVE BRANCH THROUGH THE PRESIDENT AND THE SECRETARY OF COMMERCE PAY MERELY LIP-SERVICE TO THE CONCEPT . . .

IF THE CONGRESS NEGLECTS ITS OVERSIGHT FUNCTION--THEN THIS EXPERIMENT IN FEDERALISM WILL FAIL.

BUT IF THE CONGRESS FAITHFULLY EXECUTES ITS OVERSIGHT JOB . . . IF THE EXECUTIVE BRANCH PROVIDES STEADY LEADERSHIP AND SUPPORT . . . AND IF THE GOVERNORS EARNESTLY STRIVE FOR BOTH INTERSTATE COOPERATION AND FEDERAL-STATE POLICY AND PROGRAM MANAGEMENT . . .

THEN THE TITLE V PROGRAM WILL WORK AND FEDERALISM WILL SUCCEED.

THANK YOU VERY MUCH.

QUESTIONS ADDRESSED TO THE STATE CHAIRMAN OF TITLE V COMMISSIONS

by

GOVERNOR DAVID PRYOR

STATE COCHAIRMAN, OZARKS REGIONAL COMMISSION

1. What is the single greatest unmet need in your Region today?

The Ozarks Regional Commission has been in existence for ten years. We have done our planning. We have identified, on a current basis, needs in human resources, community development, natural resource development and governmental services. We cannot effectively attack the problems in any one of these areas in isolation. Consequently, singling out one area as our greatest unmet need is impractical. What is needed is adequate funding which would enable the Commission to effectively carry out its broadbased plans and programs. Gentlemen, our single greatest unmet need is funding.

2. What does the Commission program provide in the governmental processes in Federal/State relations that was lacking prior to its existence?

Previously, the Interstate compact authority was the only mechanism for addressing multi-state problems. This was a time consuming process, requiring ratification by the legislatures of the participating states, as well as by Congress on Federal Interstate Compacts, in the exact language. The advent of the Regional Commissions provided a Federal/State Partnership for multistate discussions of problems, for studying and investigating, and subsequent funding on a timely basis. All other previous approaches had left out one, or more, of these capabilities--usually the funding mechanism. In the Ozarks Regional Commission, we have established a region-wide tourism program; currently, we are developing policies and strategies for solving regional rail and scheduled air service problems; earlier, we identified a pressing regional need for additional vocational educational programs and facilities, and a substantial portion of the Commission's budget has been addressed to meeting this requirement. With the increased funding level and new authority, we are now addressing the region's energy problems and potentials. In all candor, the Commission has had, in the past, a limited effect on the funding priorities of basic federal grant-in-aid programs. We think that our expanded program authority and increased funding levels, along with apparent program stability, provides the Commission and its member states the opportunity to have a great influence on these program decisions in the future.

3 & 7. What is the most meaningful role for a Governor to play in a Regional Commission? How are regional priorities set by the Governors?

The most meaningful role that a Governor plays is to present his State's views on the Regional Commission's policies and priorities. This is accomplished in a twofold manner:

(1) Each Governor member participated, and continues to participate, in the Regional Planning Process. During my term in office, the Revised Regional Plan has been discussed in great detail. We have constructively evaluated the Regional Plan's goals, objectives and strategies to insure that the purpose and intent of the law is implemented while, at the same time, allowing individual States the flexibility of focusing on its most pressing individual needs. In other words, one State may address one, or more, specific priorities while other State members address other priorities in the Plan. This flexibility is the single most valuable asset that the Commission's plan offers member Governors.

(2) Each member State develops, on an annual basis, a State Development Plan. These Plans relate to the Commission's Regional Plan but include specific project recommendations and state-by-state recommended program expenditures.

4. What is the Commission's role in carrying out its over-all development strategy?

The Commission has developed a revised Regional Plan which has been recently reviewed by the Federal Advisory Council on Regional Economic Development and will be presented in final draft form at our next Commission meeting scheduled for April 2nd. On a quarterly basis, the Commission reviews and approves after modification, if necessary, a financial plan for its various program areas. This financial plan constitutes the Commission's decision on which funds will be invested in which categories to carry out the investment program. This procedure is required by law in the recently passed Region Commission Act of 1975 (PL 94-188).

5 & 10. How does the Commission arrive at its annual budget submission figures? Project packages? What role do the States play in determining budget levels with the Department of Commerce and OMB? Does a consultative process exist? Please describe.

In answering this question, let me first make an observation about the lack of a State and Commission role in determining budget levels with the Department of Commerce and OMB. The Governors have not been consulted prior to the Administration's submission of its Budget to Congress. This has been a major obstacle to effectively carrying out the spirit of the Commission's Federal/State partnership mandated by law. A specific example--this year's appropriation for the Title V Regional Commission program is $63 million, of which $11.1 million was appropriated for Ozarks Regional Commission. The administration's recommended FY 1977 budget (excluding the transition quarter) is $42 million. It seems rather inconsistent to me that the authority for the Regional Commission would be expanded, yet the funding level be reduced to that

of FY 1975. This doesn't even represent a hold-the-line budget mark.

The member States are willing to play a role in the development of the Commission's budget submission. The Federal Co-chairman, on behalf of the Commission, can submit a budget based on specific program needs with supporting project packages.

6. How are intraregional allocations of funds made?

In our Financial Plan, we provide for a set sum of the Commission's funds to be spent for Regional technical assistance and demonstration projects and programs (this year, $800,000). The Commission has not adopted a formal position on distribution of funds among member States. An analysis of our previous years' project funding will show you that the Ozarks Regional Commission has not divided the Commission funds in five (5) equal pieces, despite the fact that each member State shares equally in the 50% States' share of the Commission's staff administrative costs. I can assure you that there is a spirit of friendly competition among the member States to get their projects processed to final completion within the year that they receive Commission approval.

8. How does the regional planning process function in each state in your region?

Each State has the §302 state economic development planning process and each State has a Commission-funded annual state development planning grant. My annual State Development Plan for Ozarks is coordinated with the §302 planning program within the State of Arkansas and, in turn, relates to the overall Regional Action Plan for the Commission. A similar process is followed by the other States in the Ozarks Region. I would like this committee to know that in the development of the Revised Regional Plan, our Commission involved, not only governmental organizations, but also leaders from business and industry in the Ozarks Region. We met on a state-by-state basis with the private sector representatives on several different occasions to insure that the Regional Plan we were developing was realistic and would be implemented. Our approach was to develop a Plan written by the people of the Ozarks Region to be used by the people in the Region.

9. How does the Commission assist in strengthening and modernizing State management or planning activities?

The Commission realizes that one of the weaknesses at the State level is the lack of modern, effective management or planning tools. One of the Commission's functional program areas relates to Governmental Services and Institutional Strengthening. Let me give you a specific example of how the State of Arkansas has used Ozarks Commission funds in

this area. This year the Commission has funded, in conjunction with the 302 grant through EDA and the Winthrop Rockefeller Foundation, staff and program support for the Arkansas Economic Development Study Commission, a 15-member body appointed by me under authority of a statute passed by the Arkansas General Assembly. We expect the Commission to take the entire economic development planning process to the grassroots and identify those areas of concern which must be addressed by the State and its political subdivisions during the next decade.

11. What national issues do you believe could best be addressed through regional development institutions such as the Title V Commissions?

(a) National Population Trends: Nonmetropolitan population growth, which has exceeded in recent years the national average, was recognized in its infancy by many of the Regional Commissions. The Commissions were able to respond to this national trend by assisting state and local communities with facilities and services to accommodate these population shifts. The ability to recognize and quickly respond to these situations is one of the cornerstones of the Commissions' success. Incidentally, I believe this rural-oriented growth is desirable, both for the Region and the Nation.

(b) In addition, the Title V Regional Commissions are helping to develop national policies in such areas as:

(1) Scheduled air service to smaller communities.
(2) Alternative energy sources (solar energy poultry shelters in Arkansas; burning of cottonwood tree pulp for steam/electrical generation in Kansas).
(3) International Trade and Business Development (the development of the first two inland international or foreign trade zones at Kansas City and Little Rock; preparation of an ORC Export Reference Guide).

12. Is there an advocacy role for the Title V Commissions vis-a-vis various agencies of the Federal government?

Absolutely. The Commission should have a very definite advocacy role in at least two different areas:

(a) The program and funding priorities of basic federal grant-in-aid agencies. For example, the Ozarks Regional Commission, particularly the State of Arkansas, continues to enjoy a good working relationship with EDA. EDA basic grants are coupled with Ozarks' supplemental funds to provide needed funding for local communities requiring public works projects. This same close relationship does not exist, but should exist, with other federal agencies having basic grant authority. If responsible federal agencies do not recognize the Commission's priorities, then the Commission's supplemental grant program cannot be the effective tool

that Congress intended it to be. (By the way, two of the five Governor members of the Ozarks Regional Commission--Governor Edwards and I--are former members of the House Public Works Committee. It was certainly my understanding that this was the intent of Congress).

(2) Equally, if not more important, is the advocacy role the Commissions must play relating to federal regulatory agencies. Decisions by such agencies as the ICC, CAB and FPC can and do have far-reaching impact on the economic conditions of our Region. The continuing abandonment of scheduled air service to smaller communities by certificated carriers, without suitable replacement service, is placing many of our communities at a competitive disadvantage in attracting and holding their economic base. Bear in mind the CAB is permitting this deterioration of service at a time when these nonmetropolitan areas are experiencing their greatest population growth. The Ozarks Regional Commission has filed as an interested party in Air Midwest's (Kansas-based corporation) application before the CAB for certification. This represents an initiative by the Commission to change the national policies relating to improving air service to the Region's communities. We are hopeful that this will be a step toward the recognition of the commuter airline industry and the passengers they carry as full participants in the nation's air transportation system. Another timely example is the Commission's activities in the Rock Island Railroad merger and bankruptcy. Here, the Commission analyzed the probable effects of the situation and assisted the member States in developing their respective positions on the merger applications pending before the ICC.

Senator MONTOYA. Governor Dukakis, would you please proceed?

STATEMENT OF HON. MICHAEL DUKAKIS, GOVERNOR, STATE OF MASSACHUSETTS, NEW ENGLAND REGIONAL COMMISSION

Governor DUKAKIS. Thank you very much, Mr. Chairman. It is a pleasure to be here with you and to share this table and panel with two very good friends whom I have had an opportunity to work with through the National Governors Conference and who are themselves State cochairmen of various commissions.

I don't want to take a great deal of time speaking here. I guess this is going to be a round table discussion. I prefer that.

Let me briefly say to you that the New England Regional Commission, in my opinion—and I think I express the opinion of all my sister Governors in New England—really is the most important single vehicle for regional cooperation that we have.

We work hard at it. We meet often. We are probably as a region more identifiable than many other regions around the country, for geographical reasons alone. Our energy problems, as you know, are very serious. It may be a coincidence, Mr. Chairman, but our energy costs in New England are 35 percent higher than the national average and yet we have 35 percent higher unemployment. Those two factors are not unrelated.

What we have tried to do, particularly in the last couple years, is define a little more precisely what the job of the New England Regional Commission ought to be. Rather than scatter ourselves all over the landscape, we have limited and tried to concentrate our efforts on three specific problems: economic devleopment, transportation, and energy—just those three.

I think this effort to define more precisely what areas we are to spend our time on has been a desirable one because prior to that, the commission back in the early seventies, late sixties, was really doing so much that it wasn't doing very much of anything very effectively. So we began to narrow in on those.

Just to give you some examples of the kinds of examples we will discuss on March 29. They will include, for example, a first phase of what we hope will be a comprehensive rehabilitation program undertaken with commission funds, with EDA funds, on the rail system of New England. That is something we need very badly and which needs rehabilitation very badly.

We will be undertaking, assuming that the proposal of the staff and cochairmen goes through, a major program in the insulation of homes of lower-income and moderate-income families for saving energy.

Finally, we will be undertaking some new initiatives in a number of areas relating to both energy and economic development. If the 200-mile fishing limitation goes through, that is an obvious opportunity for New England which we intend to exploit. We will be making plans for doing a revitalization of our fishing industry.

We are already embarked and hope to proceed with some major new programs in solar energy and the conversion of solid wastes to energy.

We have just completed perhaps most importantly a pioneering study in the capital labor market in New England, undertaken by

an 18-member task force consisting of 3 members of the task force named by each of the 6 Governors from the 6 States, which has come up with what really is the first blueprint for dealing with the problems of both labor markets and labor skills on the one hand and the shortage of capital for small and medium size businesses in our region. They really are the hope of the future, economically, in New England.

We are now embarked, as a result of that task force report, on the creation of what may be the first regional capital corporation or regional bank, if you will, in the Nation, stimulated again by work of the commission and by this task force, which we hope conceivably can provide hundreds of millions of dollars in venture capital, matching capital with private capital, under the aegis of a region-wide capital corporation or bank which will serve the entire six regions.

All of these things have been done as a result of the fact we have the commission; we have Federal assistance in making those things work.

I think that that goal of a coherent and comprehensive regional policy for New England has moved a lot closer to realization as a result of the work we have been putting into the commission and, of course, over the past few years particularly, since we have redefined our mission and tried to narrow those down and concentrate on those goals and not being diverted or directed by difficult social, but perhaps less pressing, concerns.

In a nutshell then I can only say to you that the commission's work is proving to be invaluable to the region. We intend to work very hard and very intensively as a region to make this work, to have better growth in ways which can bring work to a region which has chronic unemployment, and the below strength economic picture in the northeastern part of the country.

[Governor Dukakis' prepared statement follows:]

TESTIMONY OF GOVERNOR MICHAEL S. DUKAKIS, STATE COCHAIRMAN NEW ENGLAND REGIONAL COMMISSION, BEFORE SENATE PUBLIC WORKS COMMITTEE, SUB-COMMITTEE ON ECONOMIC DEVELOPMENT, WASHINGTON, D.C.

March 15, 1976 (to be submitted for the record)

Mr. Chairman, I have a prepared statement which I would like to submit for the record of these hearings. My prepared statement contains answers to the twelve questions you have asked the State Cochairmen to comment on. The answers to the questions follow:

1. What is the single greatest unmet need in your Region today?

The single greatest unmet need in New England today is jobs. The average unemployment rate in New England is 11.9 percent compared to a national rate of 7.6 percent, 35% higher than the national average.

The Commission has devoted its resources to three subject areas all considered critical to achieving a healthier economy and therefore creating jobs.

A. Economic Development - The objectives are:

1. To encourage entrepreneurship and provide financial and technical services to business firms, e.g. the development of a Regional Capital Corporation, now in its earliest stages.
2. Efficient matching of available workers with existing jobs including occupational forecasts, manpower training

programs and improvement of vocational-technical school curricula.

3. Public service jobs.

B. Energy - the objectives are:

1. A more balanced and efficient use of fuel sources.
2. Energy price parity with the rest of the nation.
3. Alternative sources of new energy.
4. An energy infrastructure to meet the region's energy and economic development needs.

C. Transportation - The objectives are:

1. A more balanced transportation network serving the six states.
2. A transportation pattern and system that can aid in the region's economic development and energy conservation efforts.
3. Improvements in interstate access where traditional patterns have failed to open up opportunities.
4. A full integration of all transportation modes into a working system providing convenience and choice to all users.
5. Parity of transportation rates with the rest of the nation.

2. What does the Commission program provide in the governmental processes in Federal/State relations that was lacking prior to its existence?

New England has enjoyed a lengthy period of regional economic cooperation dating back to the 1920's before the first elements of the textile and shoe industry were attracted by low-wage Southern

states. Some twenty regional bodies were formed in the forties and fifties to carry out regional project. Little progress was achieved due both to the lack of funds and a reigonal strategy.

Most Governors, associated with the Commission since its inception, value NERCOM as a new vehicle for constructive policy expression. They recognize the interdependence of the states and the need to present a united front. The Governors have frequently utilized Commission resources as a vehicle for expression of joint views concerning Federal policy.

NERCOM was a leader in recognizing the need for cooperation in energy and transportation as being essential to economic development. In both these areas, NERCOM staff has worked closely not only with the states and federal agencies, but also with the New England Congressional Delegation.

The cooperative process is continually changing over the years, with the diminishing resistance on the part of state officials to cooperative approaches, progress has been achieved.

3. What is the most meaningful role for a Governor to play in a Regional Commission?

As an equal partnership between the Federal government, as represented by the Federal Cochairman, and the states, as represented by the Governors, the Commission seeks to provide a new focus on "regional" economic development programs. This thrust was emphasized in the new initiatives taken in Fiscal Year 1974 to promote an integrated and efficient approach to problems common to the six states.

For the Governors, the Commission offers a platform for articulating a regional economic policy for New England.

For the Federal Government, the Commission is available as a reliable channel in assuring that national priorities are

considered in administering regional programs.

In both cases, the Commission reflects the principle of "shared responsibility," which is consistent with the evolving Federal policy of delegating decision making to the local level.

There is one additional role for a Governor on a Commission which is to attempt to bring regional problems to the attention of the Federal government so that those doing national planning - and the spending which is part of national planning - will do so in a way which reflects regional differences and regional needs. The importance of the Commissions is not in the Federal monies they have to spend - these funds (presently insufficient) are certainly crucial for promoting regionalism - but in the information they can give the Federal government about regional differences and problems. It is this type of information which, if heeded and used, could contribute enormously to better federal planning.

4. What is the Commission's role in carrying out its overall development strategy?

The Commission acts as a catalyst in the development of the regional plan. Through the planning process economic information is collected and problems are identified. A strategy to resolve problems is then developed from already agreed upon objectives.

Implementation of a strategy involves four key factors. The first is a dual emphasis on capital investment and service programs.

Second, there should be an effort to reach those population groups who have benefited least from past economic growth. In geographic terms, this means an emphasis on the central cities of the largest metropolican areas, and on the smaller cities and rural areas in northern and western New England.

69-393 O - 76 - 3

Third, encouraging growth sectors of the economy, and maintaining viable sectors of the traditional economic base would improve the future economic development. Selective efforts to alter the distribution of growth could bring more benefits to areas that now lie outside the main economic centers.

Fourth, an effort to alter conditions must address basic underlying problems of undirected public policy, ineffective institutional arrangements, as well as lack of coordinated public and private efforts to influence the pattern and pace of future growth. A balance between long-term program investments and a response to immediate problems is necessary for viable economic growth.

5. How does the Commission arrive at its annual budget submission figures? Project packages?

The Commission develops its budget based on program rather than project allocations. The Governors and the Federal Cochairman are responsible for developing program priorities to which each of the program areas -- economic development, energy and transportation -- submit a work plan based on the articulated policies and priorities of the region.

Total amounts for the fiscal year are allocated. During the year project packages are reviewed by the staff with recommendations to the Commission members who make the final funding decisons.

6. How are intraregional allocations of funds made?

There is no formula whereby each state is allocated a portion of budgeted funds. Projects are funded on the basis of priority and the contractor's place of residence is not of paramount concern.

Projects are funded within the three program areas. However, the following analyses must be completed to assure that each project is regional.

The project must have a definite regional dimension; that is, confronts a multistate problem and encourages multistate cooperation and coordination in approaching that common problem; or confronts an individual state problem with efforts which other New England states are willing to co-sponsor with a view toward developing parallel projects.

The project must also show strong prospects of making a significant and continuing contribution to the economic development of the region, as measured by its potential for increasing employment opportunities, income and the equity of its distribution; efficiency and productivity of the private and public sectors, economic development planning and management capabilities, diversification of the present economic base, and for reducing outmigration of labor and capital from the region.

7. How are regional priorities set by the Governors?

The Governors set regional priorities through recommendation on the immediate economic needs of the region. The Commission in 1973 passed Resolution 72 which defined priorities and projects as follows:

A. Projects dealing with such immediate crisis conditions as those created by base closings, energy shortages, railroad shutdowns, or other acute situations that may arise; and

B. Projects designed to:

1. Further diversify the economic base and expand employment in the region generally and in lagging areas in particular;

2. Provide assistance in the creation of new investment and business opportunities and in the expansion of existing viable enterprises in such manner as to meet Federal and State statutory and regulatory requirements concerning the environment;
3. Assist in supplying energy and transportation services requisite to the economic development and growth of the region;
4. Increase the capability of state governments and regional organizations to carry out economic and physical planning, programming, and implementation for their respective jurisdictions.

8. How does the regional planning process function in each state in your region?

The Commission involves itself in the regional planning process of each state through a number of grants for state planning and various demonstration programs.

Through the regional development process the Commission involves state and regional planning agencies, and advisory committees for each program agency, in developing economic information and program submissions.

9. How does the Commission assist in strengthening and modernizing State management or planning activities?

The Commission has assisted each state in strengthening and modernizing its management and planning activities through three funding mechanisms:

1. State Management Grants are provided to the Governors to assist them in developing and implementing economic policies.

2. Energy capability grants are provided to the Governors to assist them in responding to energy problems confronting the state and the region.

3. Rail planning capability grants are provided to each state agency designated by the Governor as the agency responsible for state rail planning under the provisions of the Regional Rail Reorganization Act of 1973. The funds are used for the preparation of federally mandated state rail plans and for the administration of subsidy program for operation of economically necessary abandoned branch lines.

10. What role do the States play in determining budget levels with the Department of Commerce and OMB? Does a consultative process exist? Please describe.

The Governors do not have a role in the development of the Title V budgets. Tenuous funding is the cause of weak program development. Other than participating in a funding request in the spring, the Commission does not participate in Congress' budget process.

I am particularly appreciative, Mr. Chairman, that you have made the effort to involve the Commission in your hearings this year. It is the first time, to my knowledge, that the State Cochairman has been invited to these hearings. The states have been totally ignored until now.

11. What national issues do you believe could best be addressed through regional development institutions such as the Title V Commissions?

In New England, we endorse a relatively broad interpretation of economic development. In 1973, the Commission agreed that energy and transportation should be added to economic development as significant regional objectives. The Commission staff has attempted to influence the Federal legislative process, particularly in the transportation field where a bill to finance Federal ownership of rail rights of way was drafted and presented for Congressional action. In the energy area, our Commission has advocated a national policy of price equalization for all energy products. Through a regional capital labor market task force, we are hoping to focus on our regional industry's need for expanded sources of venture capital. In fact, we have recently hired an individual to implement the recommendations of the task force, one of which is the establishment of a Regional Capital Corporation to provide loans for the expansion of small and medium businesses which do not now have access to the national financial markets. In this regard, we have support from the financial community which has volunteered advice and assistance. The Commission, however, is the coordinator of the effort and will provide the seed money for this public-private partnership venture. Such a bank may well be an effort which can be adopted nationally for application to other regions.

In addition, Commissions can address the need for national planning - health, housing, military base closings, CETA, etc., on a regional basis.

12. Is there an advocacy role for the Title V Commissions vis-a-vis various agencies of the Federal government?

An advocacy role for NERCOM is essential. The Governors should be free to constructively advocate federal policy changes in any area where the policy constitutes a threat to the region. This is best illustrated in the energy area where past Federal policies have been dictated more by concern over impact in energy producing rather than energy consuming regions. New England has long suffered from its distance from domestic fossil fuel resources and its commensurate dependence on foreign imports and thus higher prices. These higher prices - costing a New England family 35% more than the national average, also discourages business investment. new business startups, and jeopardize existing business capabilities. The region's economy is less healthy than that of most of the rest of the nation and the high cost of fuel is a major factor. Yet in most of the rest of the nation the energy crisis is perceived in terms of a "shortage" rather than high prices.

The New England Governors have pushed for a more favorable energy policy. NERCOM should and must reflect this viewpoint. To do otherwise, would defeat the purpose of developing an effective intergovernmental forum.

The Commission has the potential to involve the Executives of the six states in the policy development of Federal agencies.

Senator MONTOYA. We will listen to all of the Governors and then we will proceed to ask you questions individually.

Governor Castro, you are second in seniority. We certainly want to welcome you here. Your State is a neighbor of New Mexico, and we hear a lot about you in New Mexico. We know that you are doing a fine job in Arizona. Our Arizona ties with New Mexico are very close—economically, culturally, and otherwise. All the testimony that you will present here will certainly apply to a large degree to our economic problems in New Mexico. We certainly want to welcome you as Chairman of the Four Corners Commission.

STATEMENT OF HON. RAUL H. CASTRO, GOVERNOR, STATE OF ARIZONA, FOUR CORNERS REGIONAL COMMISSION

Governor CASTRO. Thank you, Mr. Chairman and members of the committee.

I express my gratitude for allowing me to appear before you this morning. The Four Corners Commission represents New Mexico, Utah, Colorado, and Arizona. We have common boundaries.

But besides the common boundaries in the Four Corners Commission, we have very much in common in the cultural aspects of these four States.

As you know, the Four Corners Commission made a request for $24 million for 1977. The recommended figure given now is $5.4 million for 1977.

New Mexico, Colorado, Utah, and Arizona have a high concentration of Indian population, as they do for Mexican-Americans and the Spanish-speaking population, and certainly lower economic groups coming in from other States into these four areas. In view of the inflation and unemployment situation, it affects the minority groups the fastest.

The Four Corners Commission is typified by the Navajo Indian Reservation. It is the largest in the Nation. We have an unemployment rate of 45 percent on the Navajo Reservation. It hits New Mexico, Utah, and Arizona.

I think that one of the problems we have in the Four Corners Region, to me, is not only to think that the Navajo Reservation has one of the greatest coal deposits in the world; yet, they have a 45 percent unemployment rate.

I believe that under the Four Corners Commission our plan is to try to develop this economically and make it the most economic area in the country.

In talking to the tribal chieftains in that area, they tell me they don't have any sources of knowledgeability as to the labor source, the skills available, and the future prospects of what could be developed from their own people.

Under the Four Corners Commission we have a project to be ready by the end of 1976 to give the Navajo Nation and other Indian tribes the availability of this type of a study whereby they can tell the labor pool, labor available, the skills available, and how the skills can be improved through vocational training.

To me, without the Four Corners Commission funding, I am afraid that we remain again a Navajo Nation with a disastrous situation. They are very vital to this region.

We also find in the Four Corners Commission these States have been blessed with about $30 million in excess property. The property would not have been available had it not been for the Four Corners Commission. Machinery for highway construction purposes, health care and vocational training, this has only been made possible through the Four Corners Commission.

Needless to say, technical assistance is vitally important. When we talk about the Four Corners Commission we are talking about sunshine, solar energy. Colorado, New Mexico, Utah, and Arizona certainly have plenty of that.

I believe that the know-how in solar energy is still rather limited. There is a plan under the Four Corners region to perhaps stimulate and give the awareness and know-how for more research in solar energy.

I think one of the other vital factors in the Four Corners Commission is the ability to be able to promote tourism in a four-State sector. We feel instead of spending money on one State, let's get together and unite our efforts and promote tourism in these four States.

We have enlarged the area of the Four Corners Commission not only to the four States and those States that have high unemployment rates, but now they include every State in total. By doing this we have become able to promote industry as well in other cities.

I would like to emphasize rather strongly the support we have for the Economic Development Administration, EDA. I think EDA needs our support very strongly, and a lot of planning in the Four Corners region relies on that funding and expertise furnished by EDA. Therefore, all of those four States strongly recommend the full support of EDA and hope that it will be implemented until 1979.

Let me conclude by saying that I feel that it is part of the day in 1976 to kick Federal and State Government in the teeth and to be critical and be anti-government all the way through.

To me, this is one of the manifestations where Federal Government and State government come together in a partnership and form a joint venture and give a lot of latitude to every State to go to the grassroots and do some economic funding.

To me, the only funding we can have is largely Federal to State government, to the grassroots. Under the funding of the Four Corners Commission it is rather easy and it expedites funding rather rapidly, rather than having to go through the turmoil of Federal bureaucracy.

Thank you for your kindness. I will present my formal remarks to the clerk today before I leave this meeting.

Senator MONTOYA. Would you want those submitted for the record?

Governor CASTRO. Yes, sir.

Senator MONTOYA. They will be made a part of the record.

[Governor Castro's prepared statement follows:]

STATEMENT OF GOVERNOR RAUL H. CASTRO, STATE COCHAIRMAN
FOUR CORNERS REGIONAL COMMISSION
BEFORE THE
ECONOMIC DEVELOPMENT SUBCOMMITTEE, SENATE PUBLIC WORKS COMMITTEE
MARCH 15, 1976

Mr. Chairman and members of the Subcommittee, it is a privilege to appear before this Committee of the Congress and to give the views of the State Members of the Commission on S. 2228 which would extend the Public Works and Economic Development Act for three years, and the 1975 Amendments to the Appalachian Regional Development Act which added certain authorities for the Title V Commissions.

I believe that a Federal/State partnership such as the Four Corners Regional Commission is an important tool for improving the economic life of regions like our Southwest. To my mind, the Commission has functioned best as a catalyst for meeting critical State and local development needs. What is especially clear is that assistance through this Regional body can be provided more quickly and over a wider range of problem areas than through more conventional Federal programs. Let me give you a few examples:

(1) The Navajo Nation possesses a considerable portion of the land on which energy resource development in our Region is taking place. Tribal leaders have told interested private groups and government agencies that until Navajo officials have an accurate

assessment of the available labor force on the Reservation, an inventory of skills available, and some estimate of the likely occupational skills needed for energy resource development, the Tribe is unlikely to authorize development of such resources. The Commission has before it a project proposal that would make it possible for the Navajo Nation to complete that work by the end of 1976.

(2) The communities of Arizona, Colorado, New Mexico, and Utah, and the Indian Tribes of our Region will this year utilize for local needs some $30 million dollars worth of government excess property. This Program, originated by the Four Corners Regional Commission, now functions, I understand, in almost all of the Title V Commission areas. The Program provides a range of materiel and equipment that extends from vocational training and health care centers to industrial development enterprises for our Indian Tribes, and road maintenance equipment for our financially pressed counties and cities. The cost of this Program is limited to transportation charges on the equipment and the salaries of the small excess property staff of the Commission; and

(3) By making technical assistance grants to help Arizona in planning for Indian education, investigating the potential of solar energy, and promoting trade with our neighbor State of Sonora, Mexico, the Commission has been of considerable help to our State. Most of these projects would not have been possible without quick, effective aid from the Commission.

Of course, the regular supplemental grant program of the Commission is central to our plans for the future. Aid to the localities for water and sewer systems, vocational and health centers, better highways and airports, improved agricultural water delivery systems, and tourism development must be provided if our States are to keep pace with national growth.

This supplemental grant program also made possible many public works projects that would have died aborning without it. That assistance triggered the development of Federal grant-in-aid projects which resulted in the investment of local, county, State, and private sector funds in the millions of dollars. But most important, many new permanent jobs were created.

Through our technical assistance grants made to our vocational schools, we have been able to provide training for these jobs. The result was that job opportunities were made available to our unemployed, under-employed and unskilled. To many, it was the first opportunity for a decent job.

In considering the legislation before you today, there are two areas which I feel deserve special comment. First, the State Members of the Four Corners Regional Commission strongly recommend an extension of three years in the life of that body. For the past half dozen years, the Congress has encouraged this venture but the Administration has repeatedly urged its termination. This year, I am happy to see that both the executive and legislative branches of the Federal government endorse its continuance. Some assurance of stability and longevity is essential if these bodies are to function as they should and I believe this step is the minimum needed.

Second, the actual funding level of the Commissions should be substantially increased. The Administration recommendation for 1977 is $5.47 million for the Four Corners Regional Commission while the recommendation of the Commission was for $24 million. In a time of

continued high unemployment and severe inflation, we must have programs with sufficient muscle to get all our people back on jobs if we are to close the income and employment gap in our Region. Today, unemployment in Arizona stands at 9.5 percent and on the Navajo Reservation, the rate of unemployment is 45 percent. There are few signs that it is improving substantially or rapidly. I should emphasize that a budget of $24 million for the Commission falls within the Congressional budgeting guidelines and is well below the program authority for 1977.

As a demonstration of their commitment, the Four Corners' Governors have authorized a complete revision of the Regional Development Plan to be carried out by the end of 1976. This new Plan, which will extend the program to the whole territory of each State and also incorporate new recommendations for dealing with vitally needed energy resources, will probably require total expenditures of $120 million to $150 million additional dollars in Federal grants over the next five years. If we are to deal in a meaningful way with our critical problems, program funding will be necessary at or near that level.

I would also like to recommend to the Committee that the Economic Development Administration have its authority extended through fiscal year 1979 as provided in this legislation. EDA, through its basic grant and especially its development district program, is a signficant factor in the Commissions' planning and programs.

The authorities granted to the Commission under the Regional Development Act of 1976 are important new tools but it is my understanding that regulations implementing these new features have not yet been approved. Therefore, until such time as we have gained some program experience with these sections of the Act, we do not believe comment on them would be helpful.

In closing, let me say that cooperative Federal/State efforts such as the Four Corners Regional Commission represent an approach that we endorse as an improvement over more traditional Federal/State relationships. Not only do we have an opportunity to propose plans and budgets but are included as partners in the decision-making process of setting individual project priorities and the actual funding of these projects. Like any good union, equal partnership strengthens and improves the position of both parties to the enterprise.

* * * *

QUESTIONS ADDRESSED TO THE STATE COCHAIRMAN
OF THE
FOUR CORNERS REGIONAL COMMISSION

March 15, 1976

1. What is the single greatest unmet need in your Region today?

The greatest unmet need in our Region today is improvement in per capita income and employment as compared to the remainder of the nation. Low income and unemployment are concentrated in the Mexican-American and American Indian populations, although the predominant Anglo-Saxon population also suffers significant unemployment and low income. The serious and pervasive unemployment suffered by minority groups in our States when coupled with the uncontrolled inflation to which all groups have been subjected in recent years, has resulted in almost no gain in real economic growth in spite of the efforts of our States and the good work of organizations like the Four Corners Regional Commission.

2. What does the Commission provide in the governmental processes in Federal/State relations that was lacking prior to its existence?

The Four Corners Regional Commission has provided the four Governors involved with an opportunity to view their problems from a Regional perspective. For example: Our States now function through the Western Governors' Regional Energy Policy Office on matters of energy policy. Because the Navajo Indian Reservation is situated

in three of our four States, we now consider matters related to the Navajo Nation from a Regional rather than a State by State focus. The Commission has provided the States with programs on highways, education, industrial development, agriculture, and tourism that are truly Regional in nature, largely because the Governors submerged their individual desires into a set of Regional priorities that promised a more satisfactory future for all four States.

3. What is the most meaningful role for a Governor to play in a Regional Commission?

The most meaningful role for a Governor to play in a Commission is to clearly articulate the needs and desires of his people. Governors, like the President of the United States, are in a unique position to make such judgements. Problems gravitate to their desks and allow no recourse to other authorities. As Chief Executives, the Governors must propose some solution to difficult situations. Because they are accountable to the voters and highly visible by virture of position, they also feel strongly the responsibility to produce workable solutions to problems and realize that very often a regional or national approach to policy issues may be the best answer to the question posed.

4. What is the Commission's role in carrying out its overall development strategy?

The Commission considers that its central role is that of catalyst for accelerated Regional growth. It cannot expect to obtain the level of government expenditures to fully carry out all of the objectives set out in its programs -- perhaps only enough to attract the basic funding from other Federal agencies and more importantly, the private venture capital which is the indispensible ingredient to a more diversified strong Regional economic future.

5. How does the Commission arrive at its annual budget submission figures? project packages?

The Alternates for each Governor meet with personnel from the Commission's staff and that of the Federal Cochairman in April and May of each year to work out an initial and then a final budget proposal. Each of these budget submissions are project specific by category (human resources, transportation, natural resources, industrial development, Regional planning) and are separated by construction grant and technical assistance programs. The submission is not simply a summation of individual State programs but is screened by these staffs to represent the best overall investment plan for the year. The budget submission is reviewed and approved by the members of the Commission before being sent forward to the Federal government.

6. How are inter-Regional allocations of funds made?

Until 1976, the State Members of the Commission have felt that allocation of program money by a formula similar to that used by the Appalachian Commission was not appropriate because:

(1) Program funding levels were in amounts that provided State shares at an essentially demonstration level rather than in sums that would make possible full implementation of the Commission's stated objectives;

(2) Until 1975, when both executive and legislative branches of the Federal government agreed that a three year extension of the Title V Program was desirable, there had been serious doubt about the survival of the Commission; and

(3) Until the 1976 budget, funds were allocated among the Title V Commissions on an equal shares basis without regard to possible differences in level of development.

The Commission now allocates its money on a roughly equal share basis, but will propose at the second quarter 1976 Meeting of the Commission, the adoption of an allocation formula which more adequately reflects the development program and strategy of the Commission.

7. How are Regional priorities set by the Governors?

Priorities are set by the State and Federal Members of the Commission in this manner:

(1) In the Regional Development Plan and program which must be reviewed and approved by the State Members; and

(2) By Resolution at regular Commission meetings. This method was used to provide Commission priorities prior to the adoption of our 1972 Development Plan and is utilized currently to emphasize new areas of concern which have arisen since the approval of our long range Plan, for example - energy resource development and third level air service to Regional communities.

8. How does the Regional planning process function in each State in your Region?

The State investment plan and State recommendations are the basis for formulating the Commission Regional Plan and programs. Increasingly, the States are extending their planning assistance and coordination down to economic development districts, sub-State planning districts, and local units of government in working up their overall recommendations for Commission strategy. But at the Regional level in working out the overall program and priorities, we do not simply make that Plan a

summation of individual State recommendations but a fully articulated Regional system of priorities that meet the criteria of fostering economic growth.

9. How does the Commission assist in strengthening and modernizing State management or planning activities?

The Commission has provided yearly State investment planning grants to help each State produce an overall economic investment plan and to improve its planning techniques. In addition, it has provided special assistance which has enabled Arizona to work out an environmental tradeoff model and Utah to work up a futures forecasting model that have been adopted by all of the States in the Region. Just last year, all four States also joined in a Regional tourism promotion campaign that holds great promise for increasing growth of the tourist industry in the Southwest.

10. What role do the States play in determining budget levels with the Department of Commerce and OMB. Does a consultation process exist? Please describe.

The State Members of the Commission believe in the Federal/State partnership idea as vital to the Commission's proper functioning. However, while the Commission does prepare an initial budget for submission to the Department of Commerce and OMB, the State Members

of the Commission have never been consulted at any intermediate point in the budget process or been given opportunity to act as program advocates. As I stated in my letter of February 3, 1976 to Senator Randolph, I can only regard Federal executive actions on our budgets as arbitrary and high-handed. It is because of these actions that I especially welcome the implementation of the new Congressional budget procedures which will provide the Governor Members of the Regional Commission with the opportunity to make the case for their program and budget recommendations.

11. What national issues do you believe could best be addressed through Regional development institutions such as the Title V Commissions?

I believe that adequate implementation of Regional Commission programs could lead to a reasonable national growth policy. The Commissions can also address special situations, such as energy resource development, where the Old West and Four Corners Regional Commissions have already demonstrated considerable innovative capability. There will be variation in different parts of the United States but these agencies can best function in those special economic and political areas where a group of States, both by history and tradition, have a common set of interests.

12. Is there an advocacy role for the Title V Commission vis a vis various agencies of the Federal government?

There is an important role for the Commission to act as a gadfly to older, more traditional Federal agencies in advocating more responsive Federal policies, such as the provision of third level air service to small cities, reforming rail and air freight rates, clarifying Federal energy resource leasing policy and strengthening environmental standards. The Governors of the Four Corner States understand that a unified position by all the States of our Region has more impact than individual initiatives by our States and is less likely to be disrgarded by Federal executive agencies.

* * *

Senator MONTOYA. Governor Herschler.

STATEMENT OF HON. ED HERSCHLER, GOVERNOR, STATE OF WYOMING, OLD WEST REGIONAL COMMISSION

Governor HERSCHLER. Thank you, Mr. Chairman.

Mr. Chairman, first of all, let me say, I am very pleased and very grateful to your committee and subcommittee members to permit us to appear here today on behalf of our respective commissions.

I am the State cochairman of the Old West Regional Commission which consists of five States: Montana, North and South Dakota, Nebraska, and Wyoming.

I want to say, Mr. Chairman, that I speak for all Governors of the commission when I say we value the commission program very highly. We believe it is providing a very effective program in helping some of our long-range regional problems.

In addition, I think it is creating a much closer working relationship between those five States on matters of our mutual interest.

I have submitted, Mr. Chairman, a copy of my remarks. I will not read all of it this morning, sir.

Senator MONTOYA. They will be made a part of the record, if there is no objection, and you may proceed to summarize your remarks and implement them if you wish.

Governor HERSCHLER. I think the problem and the greatest need for our region is adequate funds and programs for managing the socio-economic and environmental impacts which are being created by energy development in our area.

Of course, the scope of these problems varies sometimes as to States within the region. But there is no question, I think that the necessity to develop western energy resources is going to make drastic changes in our way of life in those particular areas.

I would advise the committee that three States within our commission—Wyoming, Montana, and North Dakota—have probably 80 percent of the coal reserves, bituminous and lignite coal, in the United States.

At the moment, as I am sure you are all aware of the energy crisis that is taking place in our country, there is being rather rapid development in that particular area. We are facing an impact, the socio-economic impact and environmental impact, that will have tremendous problems in coping with this in the next decade or two.

We feel that the programs that are being developed through our Old West Regional Commission are going to be very beneficial and very helpful to us in meeting those regional problems and conditions we are going to be facing.

We are a relatively new commission. As I recall, this commission was formed in 1972. As a result, the commission's role at the present time is largely in the area of planning, since we are a new commission and do not have supplementary grant authority and partially because our resources are not adequate for implementation.

We have gone into many planning programs, Mr. Chairman; and if I may, I would like to point out some of the programs we have gone into recently.

The first example I suppose would be the growing shortage we have in our particular area for veterinarians. We do not have a veteri-

nary school within the five States, and apparently there is such a demand for veterinarian students and veterinarians in the area that it is necessary for our States to send our students to other States, to their schools, particularly Colorado, Minnesota, Washington, and Kansas.

Of course, they are now having a great demand also for such students and, naturally, they are giving preference to their own residents.

More than 1½ years ago our commission discussed the idea of building a regional school to solve our problem. We have had a report on this, and we find that it appears to be very practical.

We find that for a reasonably modest sum of about $14 million in capital expenditures we will be able to construct a veterinarian school at Lincoln, Nebr.

We are now preparing to brief our legislative leaders on our plan. I think it has received a very favorable response from most of the legislatures. We are hoping we can go ahead and establish a veterinary school at Lincoln, Nebr.

We would pay for this proportionately, based upon our respective populations in the States. So of course we would not expect the Old West Regional Commission to build the veterinary school. But we think the plans that have been developed by the funds we have have been very fruitful.

Another commission accomplishment I believe has involved the intervention of the Interstate Commerce Commission investigation regarding railroad freight rates. We needed a study in the area because of heavy coal traffic that is now moving out of the States, caused by the coal development.

We feel that the western freight rates are peculiar and they should be treated specially, and I suppose this has been true.

Only a few weeks ago the ICC announced in a major decision that it would conduct a separate series of hearings and a separate study on western coal freight rates.

In air transportation we are likewise taking action to present the case to the Civil Aeronautics Board. A commission study has shown that air service in the region could be increased and taxpayer subsidies decreased by increased reliance on commuter carriers.

The commission has just completed a study of that, and the attorney on the commission staff 2 weeks ago was in Wichita testifying before the CAB hearing and suggested that the Board examine rules of certification with fully recognized commuter airline service. We hope that the CAB responds favorably as did the ICC.

We also have had legislative workshops in which we brought in legislators from the various States. We had these informal discussions with the legislative leaders, selected by Governors, to trade information and to establish communications on matters of common importance.

Another area in which we are vitally interested is regional action involving industrial development and foreign trade. Our commission is just getting into these areas. I am sure that the older commissions have been active in these areas of industrialization and foreign trade for many years.

Now, and in the past, our States have been primarily agricultural, and we are now facing industrial development. We are looking at many, many changes that are going to occur, particularly in those States which have vast depletable resources—such as coal, uranium, oil and gas, soda ash, bentonite—and we are now getting into this particular area.

I think the Governors are very active in our commission. There have been very few occasions in which any of the Governors have missed any of the meetings. I think I could name on the fingers of one hand when the Governors have not participated in these meetings.

We are very proud of the commission. We hope we can get adequate funding, Mr. Chairman. We think it is very necessary we have this regional concept through the Old West Regional Commission. I would be very pleased to answer any questions you might have.

Senator MONTOYA. Thank you.

[Governor Herschler's prepared statement and responses to additional questions follows:]

Governor Herschler to Senator Montoya Subcommittee, March 15, 1976

Mr. Chairman, I wish to thank you for the opportunity to be with you today to discuss the proposed extension of the Public Works and Economic Development Act for three years.

I have said on other occasions that it is refreshing to be invited to present my thoughts on such matters. No matter how good the liaison between State officials and our Senators and Congressmen, I have felt for some time that State officials generally have not had the input they deserve and need in many decisions which are of critical importance for their states.

It is a pleasure then to respond to your questions as best I can in light of my experience as a member and now State Cochairman of the Old West Regional Commission.

Permit me to begin by saying I speak for all of the Governors of our Commission when I say we value the Commission program highly. We believe it is proving extremely effective in helping solve some of our long-standing regional problems; we believe it is fostering a much closer working relationship between our states on matters of mutual interest; we believe it is actually bringing to fruition many desirable regional objectives which would have been unmet in the absence of effective regional action through our Commission.

To turn directly to your questions:

1. Probably the greatest need for our Region is adequate funds and programs for managing the socio-economic and environmental impacts

being created by energy development. The scope of this problem varies among the states, of course, but there is no question that the necessity to develop western energy resources is going to bring drastic changes to our way of life. The Commission is one effective tool for coping with impact problems.

I would like to expand on this theme. The advent of intensive coal development is playing havoc with our traditional community patterns in many areas of my own state of Wyoming, in Montana and in North Dakota. The influx of construction and coal workers has created instant boom towns where once small ranching communities lay. The influx of families and the accompanying socio-economic problems have clearly eclipsed the ability of these counties and communities to provide necessary public facilities and services. In the absence of any other assistance, the Commission has initiated a community assistance program, operated through the impacted states, in which local governments are given the necessary support to retain community government specialists. These specialists include attorneys, accountants, engineers and others who have the expertise which is needed in the small communities. Sometimes their services are shared among counties and communities. They are critical elements in enabling these local governments to keep pace with the demands upon them in these days of unprecedented growth.

2. The Commission makes two major contributions to better Federal-State and inter-State relations. First, it enables the states to be truly equal partners in setting the programs and priorities of the Commission. While I recognize the need for Federal guidelines in the expenditure of Federal funds, too many Federal programs do not allow any real state or local control. The Commissions' programs are an all-too-rare exception. Second, the Commission enables our states to focus clearly on our common problems and foster cooperation among us to solve those problems. Many times Commission funds are used as the catalyst to these important cooperative efforts.

3. I have learned from my short involvement with the Old West Commission that the most meaningful role I can play begins with full personal participation insofar as I am able. This participation gives me a broader -- more statesmanlike, if you will -- perspective on regional problems. When we view our own problems in the framework of regional problems and discuss them with our fellow Governors, we often arrive at solutions which are in the long-run more valuable for all of us. Of course the same philosophy applies to allocating available resources. I would like to note a tradition of which our Commission is very proud, virtually complete attendance by our Governors at all Commission meetings. I can count on the fingers of one hand the instances in which any Old West Governor has missed a Commission meeting for any reason, including State budget preparations and illness.

4. The Commission's role at the present time is largely in the area of planning -- partly because we are a relatively new Commission and do not have supplemental grant authority and partly because our resources are inadequate for implementation. We believe we achieve the fullest possible value from our existing funds by supporting research and demonstration programs which lead to progress on unique regional problems, by providing inter-state coordination on other problems and by serving as a catalyst, triggering important investments by both local entities of government and private agencies.

If I may, I would like to cite at this point a few instances in which I feel regional cooperation through Commission auspices is achieving goals which would have been impossible or at least extremely unlikely if left to individual state action. My first example involves a growing shortage of veterinarians in Old West states. Projections show it will be an alarming shortage in another 10 to 15 years. And strange as it seems in a region whose living depends so heavily upon livestock, we have no school of veterinary medicine in the region. Meanwhile competition is growing for the limited spaces available at nearby schools in Colorado, Minnesota, Washington, and so forth. Naturally they are giving preference to their own students, leaving Old West would-be veterinarians with no place to go.

More than a year and a half ago, our Commission discussed the idea of building a regional school to solve this problem. We have just completed a two-phase feasibility investigation and we find that for a reasonably modest sum of $14 million in capital construction, the region can have its own veterinary school which in five years or so would accommodate more than 600 students.

We are preparing now to brief our legislative leaders on our plan. If we receive favorable signals we will go ahead with planning the school. It would be located at Lincoln, Nebraska, but the curriculum would be arranged so that the students could spend one year of study in their own participating state university. Enrollment and costs would be apportioned according to relative state populations and the Commission and federal government would participate in funding.

I am very proud of our progress at this stage and I am confident it will receive appropriate legislative support. It is an exciting instance in which regional action planning is achieving a much-needed regional goal which never would have been accomplished without the Commission catalytic action.

Another Commission accomplishment involves intervention in an Interstate Commerce Commission investigation of railroad freight rates. We took a position that we needed a special study of the rate structure in our region because of the heavy coal traffic that would be generated by coal development. It was our belief that western rail freight problems were distinct from eastern problems and should be so treated. That position

was accepted. Only a few weeks ago, the ICC announced in a major decision that it would conduct a separate series of hearings and a separate study on western coal freight rates.

In the matter of air transportation, we are likewise taking effective action to present the region's case to the Civil Aeronautics Board. A Commission study has shown that air service in the region could be increased and taxpayer subsidies decreased by increased reliance on commuter carriers. The Commission therefore agreed in December to support the application of a midwest feeder airline, Air Midwest, for certification by the CAB. This would give the commuter carrier access to equipment loans and operating subsidies such as those received by larger airlines. An attorney on the Commission staff only two weeks ago was in Wichita testifying before a CAB hearing, suggesting that the Board examine rules of certification that would fully recognize commuter airlines as an indispensable segment of the nation's air transportation system. We hope that the CAB responds as favorably as the ICC.

A year ago when all our five state legislatures were meeting, interest was expressed in an inter-state workshop to exchange legislative ideas and experiences. The Commission accepted the responsiblity for it and we had one workshop early in the legislative session, and one later, after the close of the sessions. There were short -- day and a half sessions -- but they provided the framework for an informal discussion by legislative

leaders selected by the Governors to trade information and establish communications on matters of common importance. The discussion centered around land use legislation, taxes on coal development, assistance to impacted localities and other problems common to the five states. The meetings were so well received they have become a standard Commission program.

Still another example of regional action involves industrial development and foreign trade. Our Commission is just getting into these areas. The older Commissions have apparently been active for some time. These are areas where the Commission can mobilize the resources to achieve an impact and success, whereas the average state -- faced with a limited industrial development budget -- cannot afford to mount a program.

5. The Governors contribute to the Commission budget submission through the Federal Cochairman. It is my understanding however, that budget ceilings are established in the Department of Commerce and/or the Office of Management and Budget, and we are effectively bound by those ceilings.

As for our project packages, they are generated in three ways: First, by the Commission staff as a result of Commission direction or independent action based upon prior work; such packages are reviewed by the States and, where appropriate, advisory committees before receiving final Commission approval. The second avenue is through project proposals made to the Commission by public or private agencies inside or outside the Region. The third avenue is programs generated by our advisory committees or state staffs. Such is the case of our industrial development and international

69-393 O - 76 - 5

marketing program I cited earlier. Our industrial development advisory committee, composed of three appointees of each Governor with a Commission staff member serving as executive secretary, labored long and hard to come up with this program which has found unanimity among our state industrial and marketing experts.

6. Allocation of funds is made jointly by the Commission, based upon recommendations of the advisory committees and the Alternates who clear all programs going before the Commission. I should say we have a set of criteria which demand that there be a regional application to expenditure of funds. All programs are measured against their contribution to the region's priority programs. If a project or program can't pass that test, we go no further with it. I stress this point because I am aware of criticism of Commission operations in the past as being a mechanism for dividing the funds between the states. I don't know whether this is done anywhere, but I can assure it definitely is not done in the Old West Commission.

7. Regional priorities are established in the same way by the Commission with the advice of the advisory committees, the staff and the alternates. In most cases, where this advice comes to us with the high degree of unanimity, the Commission accepts it. There are instances, however, when we scratch the planning and order a new start. I emphasize this point to show again the value of the Governors' personal involvement in the program and as a corollary, representation by an Alternate and advisory committee members who are closely attuned to our thinking on priority matters.

8. We strive to maintain a close coordination among all links in our planning chain, from sub-state districts through State offices to the regional level. The Commission provides funds for state investment planning and we also are assisting the sub-state districts by administrative assistance grants on the premise that our regional planning is no better than the planning done at the local levels. We feel our expenditure of funds to sub-state districts is proving very effective. Our regional plan, which will be our operational document in future years, is just completed and will soon be submitted to the appropriate Congressional Committees and the Secretary of Commerce. Each Governor has designated a lead agency in his state to work with the Commission on development and updating of the plan, and internal Commission reviews have been completed. We look forward to begin implementing the plan as soon as we have received formal approval.

9. The Commission strengthens state planning significantly by its annual state investment planning grants which are employed consistent with Commission guidelines and the States' perogatives. The program interchange which takes place among the states as a result of Commission activities also has a positive effect on strengthening our planning activities.

10. The States' input to the budgeting process is channeled through the Federal Cochairman. We have found this to be a satisfactory arrangement, as we have a close working relationship with the Federal Cochairman. However, levels of funding are prescribed by OMB and Commerce, and our budget must conform to these predetermined levels. These levels have never been adequate for our needs.

11. There will always be national issues which are of a particular regional interest and which cannot be fully handled on a state-by-state basis. These types of issues are the proper domain for the Commissions, and as an example, I would point once again to the social and economic impacts of coal development in the Fort Union/Powder River basin. The true value of the Commission is not in its orientation to a single issue or set of issues, however, but in its flexibility for addressing those that are most timely in the region, and particularly in its ability to work with a broad range of government agencies at the State and Federal level.

12. The Commissions already play an advocacy role with regard to Federal agencies. Our Commission funded early planning of a U.S. Geological Survey project to study the hydrology of the Madison limestone formation in eastern Wyoming and Montana. This high priority matter was stalled in the USGS budgeting process and our contribution enabled this work to get underway six months before it would have under normal circumstances. We likewise began looking at the problem of inadvertent weather modification by energy development operations in our region some time before this became a high priority for appropriate Federal agencies. We received word only the other day that the Energy Research and Development Administration now has joined us in the project with an allocation of their own.

Another dimension of the advocacy role concerns the intimate involvement of the Commissions and Governors' offices one that is unique in my experience with Federal agencies. We can usually trust our Commissions to understand us in the broadest sense. This may be a subtle factor but I believe it to be very important and useful.

That concludes my comments on your questions. I thank you, Mr. Chairman, and the Subcommittee for permitting me to present these views. I believe you will find they represent the views of my colleagues in our Commission at least. I will be pleased to answer any questions.

WYOMING EXECUTIVE DEPARTMENT,
Cheyenne, April 28, 1976.

Senator JOSEPH M. MONTOYA,
Chairman, Economic Development Subcommittee,
Senate Public Works Committee,
Senate Office Building, Washington, D.C.

DEAR SENATOR MONTOYA: Several questions were forwarded to me regarding my recent testimony before your Committee. The following statements are in answer to these questions.

Question No. 1: "Would you, based on your own experience, comment on the implementation and value of the state planning and project grant programs administered by Economic Development Administration. These programs are referred to as the Section 302 and Section 304 programs, established by the 1974 amendments. What has been accomplished? Should the programs be changed? Should they be continued? The Department of Commerce's budget does not request funding for the state project grant program, Section 304. If funds were included in the 1977 appropriation, could they be utilized by the states?"

We received $50,000 in federal funds under EDA's Section 302 program for the current fiscal year. We are utilizing these funds to deepen our understanding of the possible "spin off" industrial growth associated with energy development in our state and to gather detailed information on the economic potentials of our local communities. Our experience with the program to date has been quite favorable and I would support its continuation.

Since the Section 304 allocation for Wyoming is based on past EDA grants made in our state under Titles I, II, and IV, for Fiscal Year 1975 we received an allocation of $25,000 and in Fiscal Year 1976 we received an allocation of $34,000, These are relatively small sums for the kind of capital facility projects eligible for funding under Section 304. In addition, EDA guidelines are such that it has been difficult to obtain Economic Development Area designation for our counties. At the present time, three of our twenty-three counties are eligible for such designation. These two factors have limited the Section 304 program's usefulness in our particular case.

Question No. 2: "Please provide to the Committee copies of the bylaws, policy and program guidelines under which the Commission operates."

I have enclosed copies of the Commission's bylaws and policies. The Old West Commission is, as you know, a relatively new commission. We have not adopted any formal program guidelines.

Question No. 3 deals with the new requirements for Alternates serving directly on their Governor's staff. In our case, Mr. David Freudenthal, my Alternate to the Old West Commission, serves as my Administrative Assistant. Therefore, the new requirements will not affect us particularly.

I hope the above responses prove useful to you. If I can be of any further assistance, please let me know.

Yours sincerely,

ED HERSCHLER.

Senator MONTOYA. Senator Burdick has indicated he wants to ask some questions right now. Senator, you may proceed. I will defer to you.

Senator BURDICK. Thank you, Mr. Chairman. I want to thank the Governors for their contributions this morning. I asked to be first so that I may leave to attend another committee meeting. Senators, it seems, need to be several places at the same time.

I have a general question that either one of you might answer for me. We are dealing with economic development. What is there that a regional commission can do that the Federal Government or the State governments can't do without a commission? What does the commission add to the formula of the equation? Either one of you can answer, or all of you.

Governor HERSCHLER. I might take a stab at it to start with, Senator. I think very often that we have peculiar problems in a particular area; for example, in the Old West regional area. I think we are

able to coordinate with many of the Federal agencies, such as EPA and EDA, ERDA, and so on. We are able to give them the specific problems that are in those particular areas that they may not be able to focus upon like we can.

I think we can point out what the regional problems may be. To cite an example, I think we are getting and developing a lot of mining and coal-fired electrical plants in my State, in Wyoming. This gives concern to, say, South Dakota and Nebraska because of what this is going to do to the air pollution, for example, from the particulates that come out of these plants.

We feel that we must have regional studies and regional environmental impact statements. We think by making our studies we can contribute, for example, to the Environmental Protection Agency to give them additional information. This is one specific example.

Senator BURDICK. You mentioned coal. You come from a region of the old west that I come from. I was just thinking, is there anything that North Dakota or Wyoming or Montana can't do in connection with the Federal Government that the regional commission can do?

Governor HERSCHLER. I think perhaps, Senator, our problem by individual States is that we do not have the specific resources to be able to cope with many of these problems. We think by combining the five States within that commission that we are able to make studies which are beneficial to all five States, where we could not do that as an individual State.

In addition to that, we are able to provide information to the various Federal agencies that they might not otherwise acquire without those studies.

Senator BURDICK. That is the answer I was looking for for the record.

Do any of you other Governors care to add to what the Governor of Wyoming has just said?

Governor DUKAKIS. I would like to add, and perhaps in this respect New England is somewhat different from those commissions which have relatively large States and a lot of geography.

You can't really deal with the economic problems of Massachusetts, Maine, New Hampshire or Connecticut or Rhode Island unless you do so on a regional basis, if only because we have citizens of the various States crossing State lines to go to work and back home again.

The Rhode Island people work in Massachusetts. People from New Hampshire work in Massachusetts. People from Massachusetts work in Connecticut.

Senator BURDICK. Pardon me, Governor. Wouldn't that lend itself to the argument it should be Federal, interstate?

Governor DUKAKIS. I think you have to deal with this problem at two levels. First you have to deal with the problem of regional. I think we would have to agree the answer is yes. There is just no other way of dealing with the economic growth and development of that region without dealing with it on a multi-state basis.

Now if we agree on that—I assume it goes almost without saying that we do—then the question, it seems to me, is who should do that job? For obvious reasons, I think I speak for my colleagues when I say to you we believe it ought to be a partnership in which

the various Governors of the States, working with the Federal Government—no question about that—are deeply involved in trying to solve these problems.

I suppose we have a feeling that we know at least something about them and are dealing with them on a day-to-day basis. To have Federal agencies exclusively dealing with them on a regional basis would be unwise and would not achieve the kind of potential that is there with this kind of a relationship.

We work very closely—I am sure my colleagues do—with the appropriate Federal agencies in the region. But it is very important, I feel as Governor, to be deeply involved in the commission. Commissions give us that opportunity.

Senator BURDICK. I suppose, Governor Castro, your answer would be the same. Four Corners involves four States.

Governor CASTRO. In the Four Corners area, of course, there is the power plant in Page, Arizona—that is south of Utah—and the possibility of power plants in Utah. That goes both ways.

These dilemmas can be solved by Governor Rampton and myself getting together in the Four Corners area, like we do with New Mexico.

For instance, the energy situation is very vital in all of these four States. We have this Indian Reservation hitting three of the four States.

Instead of having to go visiting Washington every week trying to solve this at the Federal level, I think the authority in the regional Four Corners Commission with the four Governors getting together and pretty well approving the program on what can be done to develop the energy situation, I think this could not happen at the Federal level.

Senator BURDICK. One more question to the three of you. What is your greatest unmet need right now in your respective regions?

Governor Herschler, I presume it is coal development, clean air, et cetera, in your region of Wyoming.

Governor HERSCHLER. This is one of our major problems, Senator. We are concerned, of course, that we are having a population explosion and impact.

In addition to that, when you have a population explosion, you have the many side effects: increased crime, lack of school facilities, hospital facilities, and things of this kind.

We do not have the tax base at this point to meet that impact. So I am sure you are aware that many of our cities and counties and communities are limited by their constitution as to how much indebtedness they can incur. So this is one of our problems.

Of course, the question in my State, as you know, sir, is that about 48 percent of my State is owned by the Federal Government and we are concerned as to whether or not we are going to be able to manage the reclamation of the strip mining, the air and water, and so on, or whether or not we are going to have to become involved with Federal standards.

We realize there is an energy crisis. We don't wish to be parochial or provincial. These are major problems at the moment; lack of ability to be able to finance the projects that are needed to meet the socio-economic impact.

Senator BURDICK. I feel that is one of the problems that we are going to face in North Dakota is social impact.

Do you want to add to that?

Governor DUKAKIS. There are various unmet needs. Jobs, we have a regional unemployment rate of 11.9 percent. I think that speaks for itself.

Senator BURDICK. 11.9?

Governor DUKAKIS. That is correct.

Senator BURDICK. How about your unemployment, Governor Castro?

Governor CASTRO. Our situation in Arizona is 9.5 at the State level. The Indian Reservation has 45 percent unemployment. Therefore, our biggest unmet need is increased per capita income and to create employment.

Senator BURDICK. Thank you, gentlemen.

Thank you, Mr. Chairman, for letting me ask these questions.

Senator MONTOYA. I might say, Governor Castro, last Friday I had a hearing in the Four Corners area, in Farmington, and the Chairman of the Navajo Tribal Council appeared before the committee.

Of course, the per capita income of the Navajo family is $800. That compares with close to $5,000 nationally. Of course, the unemployment rate of 45 percent which you cited naturally is reflected in the 9 percent figure for Arizona.

This is a great problem for New Mexico also because we have perhaps two-fifths of the Navajo population residing in New Mexico, and then we have other Indians in New Mexico who have a high unemployment rate. And this bears on the overall statistics for unemployment for the respective States.

We are very concerned about it, of course.

Now I want to cite here a statement made by Secretary Richardson to the Governors Conference. He said:

> The Department of Commerce will continue to rely on the observations and judgments of the 31 Governors involved in these programs, soliciting their advice on what changes and approaches might be undertaken. If these commissions provide a service to States, as I strongly believe they do, then they should be continued and perhaps expanded. But if they turn into bureaucratic burdens for the States, then they will have defeated their purpose. We certainly intend to keep that from happening.

I want to continue your eligibility according to Secretary Richardson's criteria and standards. So I am going to ask all of you, have the regional commissions turned into bureaucratic burdens for the States?

Governor CASTRO. To the contrary. I can assure you the Four Corners Regional Commission is very limited in staff, have a very small staff, in Arizona. It is not a burden to the country.

I think it helps reach those communities in the Four Corners area, rural areas, that were unheard of and no one took an interest in. I think this is economic development at the grassroots.

Governor DUKAKIS. Mr. Chairman, I want to say that we share Secretary Richardson's concern about bureaucracy. As a result of the redefinition of the commission's missions and our attempt to define precisely what we were doing in 1973, we have reduced the staff of the commission from approximately 38 to the present 17. So, if anything, we are getting less bureaucratic all the time.

I for one think that we are doing probably more in many ways than we were doing with a larger staff. We continue to insist the staff be kept lean and tight and that the production be the goal.

Governor HERSCHLER. Senator, I would wholeheartedly concur with what Governor Dukakis and Governor Castro have said. We have a small staff in the Old West Regional Commission.

As you know, we have Federal cochairmen who cooperate with the Governors, and I think we have limited the bureaucracy in the Old West Commission. We intend to keep it that way, sir.

Senator MONTOYA. Of course, the history of the regional commissions has been that they work with the political subdivisions within the States through the Governor.

This has enabled the commissions to operate more efficiently and more expeditiously than the bureaucracy at the regional or central level here in Washington. We have observed that. We have had a lot of hearings on this.

I will ask you now as a preliminary question: What can you tell us about the economic plans which your commissions have formulated for economic development in the States under your respective jurisdictions within?

Would you start, Governor Dukakis?

Governor DUKAKIS. As I pointed out in my opening statement, Mr. Chairman, we have just completed what is probably one of our most exhaustive studies that have ever taken place on the region's economy, and particularly on those two key problems; one of them being our labor force, its skills, its lack of skills, what we see ahead in the way of needed manpower training and how we can deal with those problems on a six-state basis, given the phenomenon of the strategy I stated earlier, which is a constant crossing and recrossing of the State lines, and a region with six relatively small States sharing jobs and resources; and at the same time this very serious need for additional capital, particularly for small and medium size businesses, high technology industry, which again extends to our strength in New England.

The result of that study, which was a six-State study, has been a series of recommendations now which we are in the process of implementing for dealing with both of these problems. The regional capital bank, as well as very extensive and comprehensive manpower training and skilled programs, we will be undertaking.

Senator MONTOYA. How are you going to organize this regional capital bank?

Governor DUKAKIS. We have within the past several weeks recruited one additional staff person who will be working for the commission as a commission staff member. He is a person who comes out of a strong business economic development background.

It will be his responsibility, working with the Federal cochairmen and with me and the commission staff, and the other Governors, to begin to pull together and plan for establishing this entity for seeking out capital and funding it, for encouraging the private sector to participate in it—banks, insurance companies, and others that are within the area.

We are a capital rich region, although we have an economic problem. At the same time, we will be developing some guidelines

to govern the loaning or extending of the funds of this regional capital bank to businesses, conceivably with requirements for private matching funds, for a combination of resources in which the capital bank will be in effect providing seed money to be matched from other sources as a means for stimulating both initial development and expansion.

Senator MONTOYA. How will you capitalize the bank?

Governor DUKAKIS. That is the question we are now exploring. I suspect it will involve principally seeking out capital from large institutional lenders in a region who may, up until now, have been somewhat reluctant to go into a venture capital.

We hope to be encouraged by the six-State nature of these things. We haven't made a final decision on it. It might well involve, not State contributions, but we use State borrowing power, its cash deposits conceivably, because we all have them from time to time, as a means of additional financing.

All in all, I suspect it will be a joint public-private venture, with the largest coming from the private but some conceivably coming from the public sector as well, from all of the six States.

Senator MONTOYA. Does this have the endorsement of the banking community?

Governor DUKAKIS. Yes. In fact, members of the banking and investment community have participated in it; and the original encouragement, in fact the proposal for establishing the task force on capital labor markets at least in part came from people in the financial community who had been working with us.

So it is very much a joint public-private partnership. It has been from the beginning, and I am sure will continue to be.

Senator MONTOYA. Do you find regional planning to be a must for your type of region?

Governor DUKAKIS. In our region it is absolutely essential.

Senator MONTOYA. I had some hearings in Boston some years ago about that very concept. We have been trying to espouse this concept here in this committee, and legislation calls for regional planning.

I am glad to have the endorsement of the different Governors who have experienced regional planning because the regional commissions have been real catalysts for launching regional planning with the participation of the respective States, and also political subdivisions within the respective States. I am sure that that is done also.

Senator DOMENICI. Mr. Chairman, I wonder if I could ask if certain written questions could be answered.

Senator MONTOYA. Yes.

Senator DOMENICI. If the Chairman might indulge me one question, I have to leave. I know the Chairman is extremely busy also.

Senator MONTOYA. Sure.

Senator DOMENICI. In light of the discussion here this morning, I address this question principally to Governor Castro and Governor Herschler.

It seems to me that the discussion by the Governor of Massachusetts would indicate that their region, even with a myriad of different problems, they have zeroed in on two or three. He has expressed them not in great detail today but at least discussed them.

As I recall, when the distinguished Chairman and the committee gave the new authority to these commissions, they were of the opinion

that perhaps transportation and energy, among some others, would be very important regional issues that would require regional concentration of effort.

Might I ask both of you, who come from regions where new energy resources are going to be developed, with all of the attendant problems, whether or not—starting with Governor Castro first—whether or not the Four Corners has been able to come up with at least an approach to zeroing in on some similarity of energy problems that are going to be forthcoming in the future.

Governor Castro, let me say by way of my own observation that it does appear to me that if nothing else, in the Four Corners States we have to look at what is the role of the Federal Government in terms of this partnership in the problems of development.

We have apparently many States with different approaches as to what their role is and what the Federal Government's role should be. I am wondering whether the Four Corners is addressing that issue so they might come with a unified voice as to what their States are going to do and what their States will do as we have these growth and economic problems.

Governor CASTRO. Yes, Senator. I think in the Four Corners Commission we have agreed to a revised regional development plan. Included in that development plan is the Western Region Energy Production Office.

We are coming with one voice to the Federal Government and finding how we can develop human resources in those particular States with that plan. It is a 5-year plan.

We feel on a 5-year basis these States will need from $120 million to $150 million in the development of energy. It is not a dream. This has already happened. We do have a Western Region Energy Production Office, under the auspices of Old West and Four Corners. We come here and we speak with one voice.

Also I think you will find on a regional basis, and the Federal Government, we have a program plan on a regional basis in air transportation in Colorado, Utah, New Mexico, and Arizona in various cities and communities.

The major areas where they go are Denver, Albuquerque, and sometimes in Santa Fe it requires a miracle to make it on time, as Senator Montoya knows.

Therefore, I think an effort is being made at this point to develop air transportation whereby the small communities will be able to provide themselves with some type of air carrier system. This can only be done by cooperation of regional areas, regional plans, and on a regional basis, appearing before CAB.

You will find Utah and Colorado and New Mexico and Arizona are making applications to CAB for this specific purpose, to permit the communities to have subsidized air transportation. Some of these communities are in the impact areas. Southern Utah, Northern New Mexico, Colorado, and Arizona have small communities which will be heavily impacted because of the energy resource development. But we must have air transportation. This type of system has been developed. It is in the plan and it is there.

Senator DOMENICI. Governor Herschler?

Governor HERSCHLER. Senator, I would certainly agree with Governor Castro. Speaking for the Old West Regional Commission, which is a relatively new commission, most of our efforts have been directed toward planning.

We have just arrived at a regional plan for our commission which we hope will be an operational document for the future years. We have just completed it, and it will be submitted to appropriate congressional committees shortly.

We feel that the expenditure of funds, particularly to our substate district office, is proving very effective in this matter. We think that by being able to provide planning money and plans to our State, and our local entities, that we are able to get input from the local level which we think is very beneficial to our regional plan.

As indicated by Governor Castro, the Old West Commission is very close to the Four Corners Commission; also, the Western Governors Regional Energy Office. We think there is a united front that we can come to Congress with one voice.

We feel with the coordination and correlation that we have between the two commissions and also the Western Regional Governors Office that we do have a united front with our problems. We think it would be very beneficial.

Senator DOMENICI. I am going to just give this one last comment. It appears to me, Governor Castro, being from the State of New Mexico, that we do have some very mutual problems in terms of the State and local relationship to deferring the costs of energy development.

But we aren't speaking as one voice when New Mexico has the utility tax in the Four Corners area and the distinguished Governor from Arizona is very violently opposed to it—not that that isn't his prerogative. But it appears to me that this region has some role in arriving at what the State governments ought to be doing as a region in terms of taxation for the deferral of the costs of economic growth.

I am hopeful that the office in Denver that you have described will have an impact. I will tell you personally on this point I think the impact has been extremely rhetorical, and very little of any consequence has come from it. But it is beginning, and I think it was an excellent idea to go beyond the region in that instance because of the homogeneous development of energy in that area.

But I think in terms of things the State ought to defer their portion versus the Federal Government would be part of any plan. I think we could get legislation through if we knew precisely, if we knew the best way to do it.

It is not easy. But there are all kinds of government relationships that are tough. I think it is one of the most significant areas that we must gain some unanimity of approach or we will get left with each State doing their own thing. But they will be very concerned about how they are going to pay the tab.

I thank the Chairman for deferring to me.

Senator MONTOYA. In the planning picture, what emphasis have you placed upon the construction and starting of vocational and technical schools? Can you tell us about that?

Governor HERSCHLER. Senator, at the moment, as I indicated previously, we have done some planning in that area. Of course, our major project at the moment is the veterinarian school that we are planning at Lincoln, Nebr., for the five States. This has been the primary plan and goal that we have been working on during this last year.

Senator MONTOYA. What about the conventional skills in development centers, in vocational and technical education?

Governor HERSCHLER. There has been some, but at the moment, Senator, we have not gotten into that as much I suppose as we would like. I would assume this would be one of the major projects for our regional plan we are submitting that has just been finalized.

Senator MONTOYA. What about Arizona and Massachusetts? Can you tell me what you have done and what you intend to do in the future within the economic plan or as individual States?

Governor CASTRO. Let me assure you under the technical assistance provided by the Four Corners Commission there is a great stress on vocational training.

I hesitate to keep referring to the Indian reservation, but I have no choice. With 45 percent unemployment, they are the main concern.

Great emphasis is being placed on vocational training, to be able to apply the proper skills if the reservation is to develop economically. So we must have vocational schools. We are assisting in that. Studies have been made. The vocational schools do exist.

We have a plan in Arizona whereby we have vocational training on a family basis. Papa and mama and the children go to school for vocational training. There is a family structure.

I think the feeling is these are migratory people coming into the area. They have a good concept in Montana and other States, that instead of sending the child away, we have the father and mother and two youngsters attending the same school, getting vocational training.

It is required they go through at least a minimum of one year. At the end of the year they graduate and come up with some type of skill. We try to place them in the area. Some of it is not Indian and some of it is Indian. This type of concept has been very fruitful and proven valuable.

Senator MONTOYA. Where do you have these schools?

Governor CASTRO. One is in Casa Grande, two in Phoenix, one in Tucson, and we are working with one on the Indian Reservation on the Arizona side.

Senator MONTOYA. How did you build them; with State funds strictly or did you have Federal participation?

Governor CASTRO. Some are State funds, some Four Corners region, some State participation, and some of the Governor funding which is a State funding, local participation. The local community has to come up with the matching funds.

In Casa Grande, 2 weeks ago I allowed them $10,000 from the Governor funds for a family type of institution. I insisted the community come up with $10,000. There is community and State and Federal participation.

Governor DUKAKIS. We have had a fairly long, and I think on the whole, effective history in New England of cooperating with the

higher education area: doctors, nurses, certain kinds of specialists in the field of education.

I think where the region has not done very much, and this was one of the central features of that capital task force report that we did, was in a technical nature below the college university level. There the region has not done very well.

One of the reasons for this study and program being implemented is we say interestingly enough, in a region with chronically high unemployment, some serious skill shortages are staring us in the face in the region if we don't do something about it; machinists, tool and dye makers, traditional skills and occupational groups where the age within that group is very clearly in the direction of the people in the fifties and early sixties who are going to be retiring in the next few years.

Up until now we have not done very well to get young people to think of those skills. Implementing that report will be on first identifying what those occupations are going to be where we may be facing serious skill shortages in the next 5 to 6 years, and then taking appropriate cooperative action within the six States in which we will begin to interest young people in going into them.

We have had some success in Massachusetts. For example, we have a serious shortage of machinists. We have worked on youngsters in high school and we seem to have been having a fair amount of success in developing interest and helping to train them and place them. We will be doing this now on a six-state basis. Because of constant crossing of State lines, it is most important it be done by the six States on a regional basis.

Senator MONTOYA. Are you launching any kind of a present effort to implement your school curricula by providing vocational and technical courses at the high school level?

Governor DUKAKIS. In Massachusetts already we have extensive vocational-technical schools which are established all over the State. I wish I could give you the number. We have, I would guess, at least 25 of these schools which already exist which are run by regional vocational school committees elected from a cluster of communities, which received funding.

These have done a superb job in job training and placement at the secondary level. We also have some 13 or 14 community colleges which are again very strongly career-oriented. But that is an in-State thing.

What we want to do is begin to use those resources in cooperation with similar resources in the surrounding States to begin to mesh our plans much more effectively because of this constant movement back and forth across the State lines so we have a comprehensive manpower effort which is dealing with training people in skills that we know and we expect will be in short supply over the next 4 or 5 years.

Senator MONTOYA. The reason I mention this is because about 3 years ago this committee conducted hearings all over the country, and there was a very decided effort in the southern part of the country, in the Southern States, to establish vocational schools.

Because they did so, in strategic areas, they were able to attract industry, even from New England.

Governor DUKAKIS. I am painfully aware of that, Mr. Chairman.

Senator MONTOYA. They are still doing this. Of course, we in New Mexico conducted some hearings and went to different communities, and I took some EDA people with me.

As a result of those hearings, we were able to start three vocational schools. The Federal Government, or EDA, participated in the construction of those schools.

Today they are a great success. They have opened the doors to adult training. In one school we have 1,500 students now and in another school we have 800 and the other 600. They not only train to develop the skills permanently, but they have special training to attune the new skills to the needs of industries that want to locate in the particular area.

Of course, you people know that the protections for the labor markets of tommorrow are going to require mostly people who are trained in vocational and technical schools more so than in the academic courses at the university level.

I think it behooves us in our regional planning, in our local planning, and in providing meaningful Federal partnership with the States to not lose sight of the need, the extreme need that we have in this country to establish proper vocational and technical schools.

Many of our high school students might be drop-outs. Those who graduate from high school will not go to college. College education is getting very expensive. So I do hope that in any regional plan there might be emphasis placed on vocational and technical education.

Governor HERSCHLER. Mr. Chairman, might I add something in response to your question a moment ago.

The Old West Regional Commission, in conjunction with the National Institute of Education, has been involved in the Mountain Plains vocational education program. The Department of Commerce did not fund this, nor did not recommend funding for the continuation of this program. The Governors of the Old West Regional Commission endorsed the concept and would continue if funding were made available.

Also, there is a program for the Crow and Northern Cheyenne Indian project which was approved by the commission on December 11, 1975. Work has just begun on that overall plan which will provide some educational facilities for those two particular Indian tribes.

Senator MONTOYA. I conducted hearings a week ago on the Bureau of Indian Affiars budget for education and for all of the functions coming under the BIA. I asked the Bureau of Indian Affairs to conduct a survey of BIA schools because those that I visited did not have any suitable vocational training complexes.

I think that if we go into an aggressive program in training Indians, that will solve some of the unemployment problems for the American Indians.

Of course, the States cannot do this because the school is under BIA jurisdiction. We do have Indians attending our public schools and, as we do in New Mexico in many parts, we are doing something about vocational education. It is just a new thing.

You know, conventional educators always resisted the establishment of vocational schools because for some reason they thought it would be an added expense and reduce the funding for salaries of teachers, I guess. I have often said that.

But I think what should be uppermost in our mind now is what kind of a future do we want for these children?

Tell me about the supplemental grant authority. Have you people been able to utilize the supplemental grant authority to good use, for realizing good objectives?

Governor CASTRO. Mr. Chairman, the Four Corners region has used to great advantage the supplemental grant authority. I find in most of the projects and programming we use those funds for water systems.

The smaller communities we find have difficulty in upkeeping or maintaining any kind of water system. So I would say the sewer systems are funded by supplemental grants.

We also find that with supplemental funding we are able to provide for highway maintenance in many areas, as well as airport facilities. So to me it is extremely useful. I find that we must support it as much as we can.

Senator MONTOYA. Gentlemen, Governor Herschler and Governor Dukakis, can you tell me your experience with supplemental funding?

Governor HERSCHLER. Since we are a relatively new commission, the Old West Regional Commission does not have supplemental grant authority. We have not been granted that.

Senator MONTOYA. You have no comprehensive plan approved?

Governor HERSCHLER. That is correct, sir.

Senator MONTOYA. When do you expect your comprehensive plan to be submitted?

Governor HERSCHLER. That has been prepared, Mr. Chairman. I think it has just been completed and will be submitted to the appropriate committees very shortly, as I understand, sir.

Senator MONTOYA. I would like to ask each of you this question. You may proceed to tell us your experience, Governor Dukakis, with respect to supplemental funding at the same time.

Give us an indication of what the taxpayers of Massachusetts are doing with respect to bond issues for capital outlay and political subdivisions.

Governor DUKAKIS. You really want to know the Massachusetts story, Mr. Chairman?

Senator MONTOYA. Yes. I would like to know because it enters into this picture.

Governor DUKAKIS. As you know, we have had a very difficult time in the course of the past 14 months in my State. I think it is fair to say that without casting spear guns on the previous administration, the place was in very deep trouble when I arrived in office back in 1975. The history of the last 14 months has largely been getting it back on its feet, balancing its books, and beginning to make it something that is sound both from a fiscal and management standpoint.

The effect obviously of New York State and New York City has been felt particularly in the Northeast as well. In addition to having our own problems, they have been exacerbated by the New York market and the money market and the handling of New York and the implication of everybody else within the particular region.

Our capital comes from the New York market. It has only been within the past 2 weeks that the 14 months of painful and often very difficult effort bore fruit first in the form of a good, solid budget,

which has a modest surplus, up from a $500 to $600 million deficit; second, putting the State's debts and debt structure on firm footing by floating successfully the $535 million long-term bond package to get us out from under what was a very unwise policy of borrowing for capital needs on a short-term 12-month rollover situation.

All of those things were really our fault and nobody else's. We have only ourselves to blame for it. I am happy to say we are finally straightening this out.

The impact of this situation, as you can well imagine, has been very, very serious. It is impossible. Our finance agencies were to be shut down. The same was true for any public assistance housing through the housing authority.

Our cities and towns obviously felt the brunt of this as well; not that they were closed out of the capital markets, with the possible exception of the City of Boston—we are now forcing back in this regard—but in the form of increased costs.

Senator MONTOYA. What did your last bond issue call for in payment of interest? Nine percent, wasn't it?

Governor DUKAKIS. Nine percent.

Senator MONTOYA. That was last week?

Governor DUKAKIS. Yes. I hope we never have to have that kind of interest again. But it was necessary if we were to do what had to be done to get out from under this constant running to the money market every 45, 60 days to refinance short-term notes which, as I say, were very unwise and ill-advised.

Senator MONTOYA. What about the experience in Massachusetts with respect to proposed bond issues at the local level, say for schools or hospitals or what have you? What has been the attitude of the people when the bond issues have come to a vote?

Governor DUKAKIS. We do not have, fortunately or unfortunately, Mr. Chairman, the system as in other States where popular referenda are used as a regular course for approving the bond issues.

Local governing bodies, whether they be city councils or town meetings, have the authority to vote bond issues, without having to go to the entire town; except in small towns we have town meetings where everybody comes so you have a popular referendum in the context of a town meeting.

We have had that kind of thing. We do have a referendum procedure after the governing body has voted a bond issue which can be used by citizens who get a certain percentage of signatures to challenge it. There have been some cases where those decisions have been reversed.

Senator MONTOYA. Is that a very noticeable trend?

Governor DUKAKIS. I don't think it is as noticeable as it has been in other parts of the country. On the other hand, the level of school construction, for example, at the local level has gone down rather dramatically; in part because of the financial problems and in part because school population is leveling off and in some cases declining.

We find ourselves in some cases with surplus capacity, empty classrooms. I gather that is not unheard of in other parts of the country as well.

I do think we will be a lot better off now that the State has put a comprehensive debt management program into operation. It

seems to be moving successfully. We are paying dearly for it. It puts a burden on the State.

Senator MONTOYA. What is the experience in Arizona and Wyoming and those States?

Governor CASTRO. In Arizona all bonding issues must be approved by the public. The trend is to vote them down. Most bond issues are always voted down as a rule.

Governor HERSCHLER. In Wyoming we have a similar situation. All bond issues must be approved by the electorate. I do not have any figures, Mr. Chairman, as to the success of those issues. I think some pass, some fail.

I think part of the reason they fail is because of the high interest rate. I think people are reluctant to vote bond issues when they have to pay 8, 9 percent for the bonds. But we have passed some. I would say the majority do not pass.

Senator MONTOYA. That has been the trend that is setting in throughout the whole country, voting against bond issues. I wanted to bring that into the record.

How do you people work with the local economic districts that are organized under EDA?

Governor CASTRO. You mean the Council of Governments?

Senator MONTOYA. Yes.

Governor CASTRO. I think in the Four Corners we haven't worked with them directly as yet. I think that is part of the plan. I think our regional plan sometimes overlaps the Council of Governments. I think there is much improvement to be made in the relationship between the Four Corners and the regional governments at the local level.

Governor HERSCHLER. I would concur with Governor Castro. We have a similar situation I think in the Old West Regional Commission. I think that it could be improved greatly.

Senator MONTOYA. I think they have done a magnificent job of coordinating economic planning within the particular States. Certainly good liaison with them would be very appropriate. Of course, they have the facilities sometimes to develop an economic plan for certain areas which the regional commissions do not have.

Governor HERSCHLER. That is right.

Senator MONTOYA. Do you gentlemen recommend any new legislation other than what we are trying to do here to implement what you have in mind through the regional commissions, or do you think the enabling legislation that we have been operating under and the new charter for the regional commissions is adequate?

Governor CASTRO. Mr. Chairman, of course the opposite we hear is support and endorsement of the concept of title V, as well as the Economic Development Administration.

I think probably some legislation, if that is required—I am not sure that it is—that when budget time comes around, a budget is prepared, that there be some input from the regions into the budgetary mechanism. At this point the budgets are prepared strictly at the Federal level. The input from the regions on title V is somewhat limited and almost nil.

I think if we get that input it might be able to help make it a more workable title V situation.

Senator MONTOYA. Of course, I agree with you wholeheartedly, Governor Castro. The Congress has listened to the regional commissions in the past and has added to the budget estimates submitted by the Administration through appropriations here; although not enough, in my estimate.

What about it, Governor Dukakis and Governor Herschler?

Governor DUKAKIS. Sir, I was in conversation with Senator Hart. You were asking about legislation?

Senator MONTOYA. Yes.

Governor DUKAKIS. I think we are really quite satisfied with the present charter, the present scope of legislation. I don't think that has really proved to be much of a problem.

Our problem has been to define what we want to do and what we have to do and go out and do it, the question of the level of funding, which you are familiar with. I think the existing enabling legislation is quite satisfactory and does not present any obstacle to effect regional action.

Governor HERSCHLER. Mr. Chairman, I feel that the Old West Regional Commission, being new, is rather feeling its way. I think the legislation at the moment is satisfactory, so far as we are concerned.

If our regional plan is approved, we may have some ideas when we get further down the road. At the moment I cannot think of anything that would be helpful or beneficial. I would concur with Governor Castro's remark that we would prefer input at budget time, if possible.

Senator MONTOYA. We have been considering extending the EDA programs through legislation. What is your view of this agnecy and its programs?

Governor HERSCHLER. I think it is a fine program, Mr. Chairman. I would urge funding for it, full funding, and hopefully that will be accomplished. We are very pleased with the EDA.

I would certainly concur with Governor Castro's statement at the beginning of his testimony that we have full support for funding of EDA.

Senator MONTOYA. There is a tendency downtown to try to do away with the EDA programs and to send the money to the States along a revenue-sharing type of track. The planning will have to be done locally and the allocations will have to be done by the respective States.

We have resisted that approach. The projects have been initiated at the local level, applications have been made to the regional level, and then to the national level.

Can you give us your opinion as to the efficacy of either approach?

Governor CASTRO. I believe that the utilizing mechanism available to us under EDA certainly is a suitable one. I think the Four Corners region operates rather closely and dovetails in with the planning done by the EDA.

I think a lot of the EDA planning, of course, is coming in hand in hand with the Four Corners region. I believe we have the mechanism already available to us in the Four Corners region, and EDA as a sub-region, for planning.

I am fully satisfied in Four Corners under the current approach of having EDA as a good, strong arm available to the Four Corners region.

Governor DUKAKIS. Senator, it may depend to some extent, and I simply urge this consideration on you and on members of the committee and of course the Congress, it may depend to some extent on where we are in a particular program.

Senator MONTOYA. Will you evaluate it in this light, if you will: What kind of violence will it do to regional planning if you do that?

Governor DUKAKIS. If we look at the EDA broadly defined, some of the quick job creating projects have been extremely valuable to us, for example. For that matter, the whole public service jobs program, CETA and all of that, is part of the total Public Works and EDA Act.

I think without some very careful Federal monitoring and supervision, I am not sure we would ever have, as a State or region, been able to establish machinery, for example, to administer these programs, to get public service jobs out in the communities rapidly, to get these projects out on plans-on-the-shelf projects which would move just as soon as we had the authority.

On the other hand, I think a year or 2 or 3 down the road when it appears that the States or regions, for example, have the machinery in place by things like EDA, I would object frankly to some greater degree of flexibility. It is a little silly really for us to be sending up projects for brush clearing along a highway and have to get Federal approval.

It seems to me at that point within some reasonable range we ought to have discretion to take our chunk of the money and put it into projects that appear to make sense from our standpoint, without necessarily having to have each of those projects approved one by one as to its efficacy or good sense or whatever.

Occasionally these computer printouts come down from EDA telling us which ones were approved and which ones were not approved. It is a mystery why this one got it and this one didn't.

Senator MONTOYA. What do you think of that? We objected to that here in the committee. We called them to a hearing. We complained about the lack of generosity on the part of the computers to some of our States.

Governor DUKAKIS. Leaving the generosity to one side, I was trying to figure out why a particular project was or wasn't approved. It was a little difficult. You put a lot in and you only get so much out. You are not quite sure whoever was sitting there making up the list picked this one and not that one.

I think when the States now have the capacity—and they clearly do—to administer this kind of thing, and we have developed plans for the projects, we think we ought to do that. I would prefer to have some greater degree of discretion within our dollar amount to apply these funds to important development projects, construction projects, job-creating projects, where we can apply our sense of priorities without having to have that reviewed on a project-by-project basis by somebody who is perhaps more remote from the scene than we are.

Senator MONTOYA. Sometimes when there is more or less dual jurisdiction between the Federal Government and the State Government, the economic feasibility of a project is adhered to more realistically than if just one agency had the power to allocate. Wouldn't you say that?

Governor DUKAKIS. Yes, sir.

Senator MONTOYA. We are reporting out of this committee another anti-recession jobs bill which carries an authorization of $2.5 billion. The President vetoed the other bill that we had.

Governor DUKAKIS. I know that.

Senator MONTOYA. It had counter-cyclical and had some funding for sewage treatment plants and what have you. So we have constricted the bill to conform with the original version that we reported out of this committee.

This carries authorization for public works, for Title X, which is a program that requires an expenditure of certain amounts for projects that can be terminated within 12 months from the date of allocation of funds.

Do you think that such a bill is needed to help us with the capital outlay needs of the different political subdivisions of this country and also to create, of course, primarily more meaningful jobs for the unemployed?

Governor DUKAKIS. Mr. Chairman, I can only say to you the President's veto of the original bill was probably the worst of all his vetoes. I thought it was really outrageous. It reflects a total lack of understanding in my opinion of what is needed out there at the grassroots, and in particular the counter-cyclical nature of the entire program, not just the special counter-cyclical revenue-sharing, which in my judgment reflected a very sensible congressional decision.

When you have a company down economically, you try to develop a Federal investment policy that will bring it up, that will bring those that are down even more up just as quickly as possible.

Apparently the Administration doesn't share this view and thinks that the market is such it can do it all or most of it.

I can only say to you I think that is a very unfortunate point of view. I would hope, frankly, the Congress would put together either separately or in one bundle something very much like the bill he did veto and put it back on his desk.

I would hope by this time there had been sufficient discussion in the Senate to get votes to override. We need that bill. We need it very, very badly.

Senator MONTOYA. What about you?

Governor CASTRO. I think the whole thrust of my comments today has been on the need for increasing the per capita of individuals' incomes as well as the thrust on combatting unemployment.

If that is the case, and we can't depend on the private sector, I think the Administration feels we must rely on the private sector to create employment. I think I am one of those who supports very strongly private sector and private enterprise.

Under the conditions of lack of cash flow, recession, and other things, there is no way we can anticipate the private sector can pick up the tab. We must come back to the Federal Government and this type of creation of employment by the auspices of promotion of the Federal Government. It is a must. It has to occur.

Governor HERSCHLER. I would concur wholeheartedly, Mr. Chairman. While we do not have the unemployment problem, particularly in Wyoming, we do have a problem of funding the local improvements and capital outlays that are so necessary by our cities and counties.

I certainly do hope that you are able to get this bill out and get it passed. It is very necessary.

Governor DUKAKIS. Mr. Chairman, could I add one word? I think one of the most attractive features of that bill in effect is it is kind of a self-destruct program in many aspects of it.

I don't think any of us at this table want to see this kind of a program continued indefinitely if a company doesn't need it. We would be delighted to find the market in the private sector for pulling unemployment down to 3 or 3.5 percent just as quickly as possible, and everybody would be happy, and our treasuries would be filled and so would yours, and the country would be in good shape.

But at the time it looks like if you are developing these kinds of programs that will wind them down as we get closer and closer to something like full employment, then it seems to me this is something we need. These kinds of programs can get to employment a lot faster than the absence of the program.

Senator MONTOYA. One of the concerns of this subcommittee and the full committee, when we recommended a new bill immediately to go before the floor of the Senate, was that in the building trade there was severe high unemployment in many localities of the country.

Carpenters were 60 percent unemployed, 40, 45; plumbers; roofers; what have you. Construction trades are getting it in the neck here in this period of unemployment.

Certainly I know that in your area there are many carpenters and tradesmen unemployed because the construction has gone down. Where our normal requirements for housing in this country are at least 2 million units a year—to keep up with obsolescence, keep up with the new needs that arise by increased population—we are now building at the rate of 1,300,000 units a year, which is not enough to keep pace with our needs. As a result, we have terrific unemployment in the construction trades.

I remember when we came in right after the Eisenhower recession with Jack Kennedy as President. He sent a message to the Congress asking the Congress to reduce the interest rate on FHA housing in this country from 5 to 4.5. The Congress went along with it.

He also asked the Congress to increase the period in which the unemployed would receive unemployment compensation. He had quite a few other measures to go along with it.

Because the Congress went along with him, there was stimulation provided by Federal funding into the economy and we started that upward spiral which culminated into the longest span of prosperity that this country has ever had. Then it started going down again with high interest rates.

So we are very concerned about this. This committee is very cognizant of what we need in this country. We are trying to be fiscally prudent and at the same time trying to please the President as much as we can because we understand fully well that his power of veto can supersede our actions and aspirations here. But I think it is healthy to continue to develop this dialogue on the urgent need that our country has for some meaningful stimulation into the economy.

Thank you, gentlemen, for your contribution to this hearing.

We will have a 5-minute recess.

[Brief recess.]

Senator MONTOYA. The committee will be in order.

We have with us this morning some of the Federal Cochairmen, and if we can have the benefit of their presence here in the front in sort of a panel type of presentation, such as we had for the Governors, I would appreciate it.

Is Mr. Ray Anderson here; Mr. William Fribley; Mr. Jack Hawke; Mr. Russell Merriman; Mr. Jack Padrick; Mr. Stanley Womer; and Mr. Warren C. Wood?

If any of you gentlemen have any statements from any of the Governors within the regional commissions which you represent, we will accept them for the record at this point.

STATEMENTS OF JACK PADRICK, PACIFIC NORTHWEST REGIONAL COMMISSION; RAY ANDERSON, UPPER GREAT LAKES REGIONAL COMMISSION; JACK HAWKE, COASTAL PLAINS REGIONAL COMMISSION; RUSSELL MERRIMAN, NEW ENGLAND REGIONAL COMMISSION; AND STANLEY WOMER, FOUR CORNERS REGIONAL COMMISSION

Mr. PADRICK. Mr. Chairman, I have a statement on behalf of Governor Straub and also answers to questions which your committee had asked.

Senator MONTOYA. Would you proceed to summarize your own statements? Do you have any statement yourself?

Mr. PADRICK. No. But I believe I could very briefly summarize the Governor's statement, if you would like.

Senator MONTOYA. Would you proceed one by one and summarize your presentation.

Mr. PADRICK. Governor Straub first, Mr. Chairman, would like to extend his regrets that he could not be present. He would particularly like to express the fact that although he could not be present, this does not diminish his feeling of importance to the concept of having a greater dialogue between your committee and the Governors and between the Governors and the Administration.

He feels that, as was expressed by the other Governors this morning, this has been one of the weaknesses in the Commission program. There has not been sufficient direct dialogue with the Governors in terms of both policy and budget.

I believe that Governor Straub and our other Governors feel the commission fulfills a unique role in our Federal system, something less than the Federal role and yet greater from the geographic standpoint than the individual States or local units.

They feel it offers the opportunity to target Federal funds on specific regional problems, utilizing the unique knowledge and capabilities of the Governors who are, of course, experienced with the needs of their States and regions on a day-to-day basis.

I won't go through any lengthy explanation of some of the various projects and activities that our regional commission has entered into. It is the newest one. We are still doing basically the planning, demonstration and assistance type programs.

I will simply mention a couple of the areas in which the Governors feel there has been some weaknesses in the program. One has been in the past the uncertainty of the future of the program. This has reduced its effectiveness. Another, I repeat, is the lack of the Governors' involvement in budget and policy matters.

One of the strengths which our Governors feel exist in the commission is the fact it is a decentralization of the government. But probably the greatest strength is the fact that it is a partnership. It is where the Federal and State officials who are concerned with matters of regional interest get together; not only for the first time, but really the only place in our Federal system on an effective day-to-day working basis.

It is where the Governors not only have a voice, they actually get to vote on what programs and projects are to be carried out with the Federal funds.

I think these represent basically the views of Governor Straub and the Governors in our commission. They feel it has been an effective partnership use of the taxpayers' funds.

Thank you, Mr. Chairman.

Senator MONTOYA. Thank you, Mr. Padrick.

[Material supplied by Mr. Padrick follows:]



FEDERAL COCHAIRMAN

PACIFIC NORTHWEST REGIONAL COMMISSION
2435 Virginia Avenue, N.W.
Washington, D.C. 20037

202-254-7030

March 12, 1976

Honorable Joseph M. Montoya, Chairman
Subcommittee on Economic Development
United States Senate
Committee on Public Works
Washington, D. C. 20510

Dear Senator Montoya:

In response to your letters of February 11 and February 18 to Governor Robert W. Straub, State Cochairman of the Pacific Northwest Regional Commission, the Governor has requested that I forward to you the following documents:

1. A letter dated March 11 from Governor Straub to you which was transmitted on our telecopier. Governor Straub has requested that I introduce this letter at the hearing on Monday, March 15 as a statement of his views on Title V Commissions.

2. Answers to the "Questions Addressed to the State Cochairmen of the Title V Commissions" as requested by your letter of February 18.

Governor Straub also has asked me to convey to you his sincere personal regrets that he will be unable to testify on March 15 before your Subcommittee on Economic Development. Governor Straub trusts that his statement and the answers to your questions which are enclosed will be helpful to you in your deliberations.

As requested, since Governor Straub will not be able to attend, I will be present on behalf of the Pacific Northwest Regional Commission.

Sincerely yours,

Jack O. Padrick
Federal Cochairman

cc: Governor Robert W. Straub
Mr. Dale Mallicoat



ROBERT W. STRAUB
GOVERNOR

OFFICE OF THE GOVERNOR
STATE CAPITOL
SALEM 97310

March 11, 1976

The Honorable Joseph M. Montoya
Chairman
Subcommittee on Economic
Development
United States Senate
Committee on Public Works
Washington, D. C. 20510

Dear Senator Montoya:

As State Cochairman of the Pacific Northwest Regional Commission, I appreciate the opportunity presented in your February 11 letter to comment on legislation affecting Title V Commissions. We are pleased with the general thrust of recent Congressional action, especially in the desire your Committee has expressed in hearing direct testimony from the states involved.

We feel that the Regional Commissions offer a rare opportunity to address issues that reach beyond state boundaries, yet are unique to a geographic area. National forest management policies, for example, affect the economies of Oregon, Washington, and Idaho far more severely than in the Four Corners area. The energy concerns of New England are so different from the Pacific Northwest that it seems essential to develop separate broad regional policies. Mass transit, so important to the East Coast, is a lower transportation priority in our resource-based economy. This geographic, economic and political diversity of the nation strongly supports the wisdom of treating problems regionally.

I believe there are unique advantages in dealing with economic issues regionally, not the least of which is the combination of personal judgments exercised by the Governors. The judicious application of regional funds within the context

of the enabling legislation, requires an on-the-scene, working knowledge of the state and region. All three Northwest Governors have consistantly been interested and involved in all Northwest regional affairs. This interest has led to significant projects in major fields. Our energy projects should provide a model for the nation; our award-winning remote sensing project has established a unique regional relationship between state agencies and NASA; our Columbia River fisheries project for the first time ever applies a regional overview on fish management.

You have requested our views about the amendments added to our statutory authority in the Regional Development Act of 1975. We are concerned, for example, that by the insertion of Section 516, particularly subsection (c), we can make no grants for health and nutrition projects..."unless the Secretary of Health, Education and Welfare is satisfied that the operation...will be conducted under efficient management practices..." We question the need for this sort of constraint and feel that the federal concerns can be expressed adequately through the office of the Federal Cochairman. We are certainly willing to work actively and affirmatively with federal agencies and regional councils, but see no need to strangle regional decisions with additional federal review.

The amendments dealing with decisions by Governors are, on the whole, beneficial. There is some confusion, however, about the language of Section 502 (c) of the Public Works Act. The requirement of a quorum of Governors "present" to act upon commission policy, development plans, investment programs, and fund allocations seems clear enough. But frequently our grants and contracts need amendments, extensions, acceptances of reports, and similar routine action. Sometimes these actions may tangentially involve the above listed constraints requiring a quorum of Governors "present". Is there not some way these routine activities of the Commission, directed by specific policy statements adopted by the Governors, be conducted without an in-person meeting? We hope that a clarifying statement can be devised to clearly permit Alternates and staff to carry out the broad policy directives of the Commission.

Governor Evans of Washington and Governor Andrus of Idaho join me in thanking you for your strong interest in receiving opinions from the States involved. We sincerely appreciate this opportunity.

Sincerely,

State Cochairman

RWS/pb

1. What is the single greatest unmet need in your region today?

   In the short range outlook, the greatest unmet need of the Pacific Northwest Region is for immediate jobs. The lagging national housing market is still strongly felt throughout the region. In the long run, the major economic problems of the Pacific Northwest stem directly from an over dependence upon a resource-based economy. The yo-yo effect of housing starts on our forest industries, the fishing and power constraints of near capacity development of hydro-electric power in the Columbia River, the implications of foreign relations on the sales of Northwest wheat and agricultural products--- all have serious economic implications. Most of our chronic needs are related to this over-dependence upon natural resources for primary payrolls, and the need for significant dispersion and diversifications of industry.

2. What does the Commission program provide in the governmental processes in federal/state relations that was lacking prior to its existence?

   The Commission provides a means of addressing problems that transcend state boundaries. Without the Commission as a vehicle, there would be no other compelling institution to bring the three Northwest Governors together regularly to address regional problems.

3. What is the most meaningful role for a Governor to play in a Regional Commission?

   The Governor's most important role in the Commission's activities is one of judgment, based upon the multiplicity of daily judgments he must make as Governor. The application of regional funds to the proper regional priorities within the context of the enabling legislation, requires an on-the-scene, working knowledge of his state and region. The steady flow of state government problems inescapably develops a sense of priorities, and the Regional Commission provides the only real forum for these to be regularly addressed.

4. What is the Commission's role in carrying out its overall development strategy?

   In addition to direct project funding, which is limited in relation to the overall economic needs of the region, the Commission plays an important

role in coordinating the economic development and resource management needs of the region. The Governor's direct involvement in determining regional strategies can have a significant impact upon individual state development policies and priorities.

5. How does the Commission arrive at its annual budget submission figures? project packages?

   The annual budget submission figures are prepared by a committee composed of Commission Alternates, state representatives and staff. This process has in the past resulted in considerable frustration since after submittal to Commerce and OMB the figures have been arbitrarily and drastically altered. The net result is that the Commission has not really had a voice in the budgeting process.

   The development of project packages has been assigned to task forces made up of technical experts in each of the Commission's identified program topic areas (forestry, agriculture, energy, transportation, etc.). These task forces are charged both with developing project packages for consideration by the Commission and with reviewing project proposals which originate with other sources.

6. How are intra-regional allocations of funds made?

   The Pacific Northwest Regional Commission does not have supplemental funding authority. Technical assistance funds are allocated to projects which have a broad regional significance. Project priorities are established by screening of all projects through task forces and careful consideration of the regional economic development impacts of the projects by the Commission.

7. How are regional priorities set by the Governor?

   In establishing regional priorities, the Commission first identifies the problems, needs or opportunities of the individual states, then notes commonalities among the states and finally identifies instances where a unified regional approach may have greater success or impact than individual state efforts.

8. How does the regional planning process function in each state in your region?

   The Commission's regional planning process is conducted under the guidance of a Planning Task Force made up of planning experts from the three states. This structure, in addition to allowing us to proceed with the development of a regional plan, is providing for coordination of the individual state

planning process.

9. How does the Commission assist in strengthening and modernizing state management or planning activities?

Several projects funded by the Commission provide direct support for planning and management activities that would not otherwise be possible. Specific projects deal with such questions as governmental policy as it affects economic growth, the effect of fragmented state government licensing and regulation on business, aid to preparation of state economic development plans, effects of foreign investment capital in the region, and other economic policy functions of state government.

10. What role do the states play in determining budget levels with the Department of Commerce and OMB?

There has been little opportunity for States alone or as a Region to influence budget levels. While budget levels have been regionally addressed in some pre-Commerce sessions, neither the Department nor OMB has actively solicited the opinions of the Governor's in their budgeting and review process.

11. What national issues do you believe could best be addressed through regional development institutions, such as the Title V Commission?

Few national issues avoid having deep economic impacts within the Pacific Northwest. As stated above national housing starts are instantly reflected in our forest industries. National transportation issues have inescapable influences upon regional development. Emergency national employment programs quickly translated to regional programs. It is obvious that virtually all national issues need to be addressed regionally.

The point should be made, however, that the emphasis can be significantly different in each Regional Commission. In the Pacific Northwest, the economic impact of federal ownership and management of forest lands is clear. Oregon, for example is 52% publicly owned, and its commercial timber lands sustain its number 1 industry. The national clearcutting controversy has devasting implications. These issues, however, may not be as crucial to other Regional Commissions as they are to the Northwest.

In the Northwest, mass transit is not as overwhelming an issue as may be commuter air service, freight facilities for our resource-based economy, and barge transport to Alaska or California. Yet transportation is vital to all national goals.

Energy is a foremost concern nationally, as it is regionally. However, the energy issues are different in New England than in the Northwest. We have an inescapable dependence upon Canada for natural gas. We have an elaborate regional hydro-electric source in the Columbia River and BPA. We may become a distribution point for Alaska oil.

These all are true regional problems, properly addressed by a Regional institution, yet inadequately treated when merged with national energy deliberations. It seems inherent in the nature of most national issues that they must first be tested in regional studies, and the Title V Commissions provide an ideal laboratory.

12. Is there an advocacy role for the Title V Commissions, vis-a-vis various agencies of the federal government?

There is no question but that states individually and especially through Title V Commissions should have an affirmative role in the statement of their needs to federal agencies. It seems equally clear that a corresponding obligation rests with federal agencies to seek out and consider regional concerns.

69-393 O - 76 - 7

MGMWSHU HSC
2-044953E042 02/11/76
ICS IPMRNCZ CSP
5033783113 MGM TDRN SALEM OR 239 02-11 0531P EST

western union Mailgram®

UNITED STATES POSTAL SERVICE U.S. MAIL

FEB 12 1976

THE HONORABLE JENNINGS RANDOLPH
CHAIRMAN, COMMITTEE ON PUBLIC WORKS
UNITED STATES SENATE
WASHINGTON DC 20510

AS STATE CO-CHAIRMAN OF THE PACIFIC NORTHWEST REGIONAL COMMISSION, I APPRECIATE THE OPPORTUNITY PRESENTED IN YOUR FEBRUARY 3 TELEGRAM TO COMMENT ON THE BUDGET REQUEST FOR TITLE V COMMISSIONS. AS YOU KNOW OUR BUDGET REQUESTS HAVE HISTORICALLY BEEN SUBMITTED THROUGH THE SECRETARY OF COMMERCE AND, AS A RESULT OF REDUCTIONS IMPOSED BY THE DEPARTMENT OF COMMERCE, THE TRUE SENSE OF REGIONAL PRIORITIES IS OFTEN LOST BY THE TIME THE REQUEST GETS TO YOUR COMMITTEE.

A FULL COPY OF OUR ORIGINAL 12.9 MILLION DOLLAR PROPOSED BUDGET IS BEING SENT TO YOU UNDER SEPARATE COVER. I MUST POINT OUT THAT THE REQUEST DID NOT INCLUDE CONSIDERATION OF THE EXPANDED AUTHORITIES GIVEN TITLE V COMMISSIONS UNDER THE REGIONAL DEVELOPMENT ACT OF 1975. WE ARE CURRENTLY REVIEWING THE NEW AUTHORITIES IN THE CONTEXT OF REGIONAL AND INDIVIDUAL STATE PRIORITIES AND MAY DESIRE TO REDIRECT OR EXPAND OUR EFFORTS IN THESE NEW PROGRAM AREAS. HOWEVER, AT THIS TIME I ENDORSE THE 12.9 MILLION DOLLAR BUDGET ORIGINALLY SUBMITTED IN MID-1975 AS A REALISTIC REFLECTION OF THE PRIORITIES OF THE PACIFIC NORTHWEST REGIONAL COMMISSION.

AGAIN, GOVERNOR EVANS OF WASHINGTON, GOVERNOR ANDRUS OF IDAHO AND I SINCERELY APPRECIATE THIS OPPORTUNITY. WE HAVE BEEN CONCERNED THAT IN PREPARATION OF BUDGET REQUESTS FOR TITLE V COMMISSIONS THE CONCEPT OF A TRUE FEDERAL/STATE PARTNERSHIP HAS NOT ALWAYS PREVAILED. WE HOPE THAT THE MEMBER STATES WILL BE CONSULTED AGAIN IN FUTURE YEARS ON THESE IMPORTANT MATTERS.

BOB STRAUB, GOVERNOR
STATE OF OREGON

17:31 EST

MGMWSHU HSC

PACIFIC NORTHWEST REGIONAL COMMISSION
1205 Washington Street
Vancouver, Washington 98660

DIRECTOR

206 696-2581

February 11, 1976

The Honorable Jennings Randolph
Chairman
Committee on Public Works
United States Senate
Washington, D. C. 20510

Dear Senator Randolph:

Enclosed, at the request of Oregon Governor Robert W. Straub, State Co-chairman of the Pacific Northwest Regional Commission, is a copy of our Fiscal Year 1977 budget request.

This is the original submittal which was sent to the Department of Commerce on June 23, 1975.

Sincerely,

William E. Bruner

William E. Bruner
Acting Director

WEB:ma
Attachment

CECIL D. ANDRUS
Governor of Idaho

ROBERT W. STRAUB
Governor of Oregon

DANIEL J. EVANS
Governor of Washington

JACK O. PADRICK
Federal Co-Chairman

Pacific Northwest Regional Commission
Fiscal Year 1977 Budget Request - June, 1975

Activity: Development programs Subactivity: Pacific Northwest Regional Commission	1976 Adjusted		1977 Estimate		Inc.(+) or Dec.(-)	
	Perm. Pos.	Amount	Perm. Pos.	Amount	Perm. Pos.	Amount
Human resources	...	691	...	2,600	...	+1,909
Industrial development	...	746	...	2,800	...	+2,054
Natural resources	...	735	...	750	...	+15
Transportation	...	351	...	600	...	+249
Recreation and tourism	...	230	...	230	...	...
Regional economic analysis	...	572	...	300	...	-272
Agriculture and forestry	...	623	...	3,620	...	+2,997
State investment planning	...	300	...	300	...	...
Energy	...	971	...	1,500	...	+529
International trade	...	300	...	200	...	-100
Total requirements	...	5,519	...	12,900	...	+7,381

Goals and Objectives

Goals: To identify and overcome the basic causes of the economic ills of the Region, and to stimulate appropriate economic development.

Objectives: To improve economic conditions of the Region through broadening and diversifying the industry mix, improving human resources and the quality of life, expansion of existing production in agriculture and forestry, developing alternative energy resources and natural resources under a sound use policy, assisting vocational education training, improving transportation capabilities, and promoting foreign trade expansion in a manner consistent with the needs of the Region.

Base Program

The Pacific Northwest Regional Commission covers a three-state Region which includes Idaho, Oregon and Washington. Success in attaining our objectives depends upon the achievement of solutions to a number of significant, long-standing problems which has caused the Pacific Northwest to lag behind the nation as a whole in the development of its economic resources. The Commission will continue to emphasize action-oriented projects of a regional nature which will result in the stimulation of employment and the creation of jobs to counteract the economic problems facing the Region. The 1977 budget request for development programs, $12,900,000, will enable the Commission to pursue its objectives in promoting the economic development of the Pacific Northwest with emphasis being placed upon expansion of our agricultural base, industrial diversification, and human resources development. Approximately $9,675,000 will be used for technical assistance grants, with the remaining $3,225,000 being used for supplemental grants-in-aid.

During FY 1976 the Commission established project selection criteria designed to place a greater emphasis on the over-riding problems facing the Region and the nation as a whole today. For example, emphasis will be directed towar such critical areas as the impact of the shortages and cost of existing energy supplies and ways to increase supply o decrease demand, and the creation of employment opportunities for the unemployed and underemployed. In FY 1977 increa attention will be directed toward programs having a positive affect upon these critical areas. Additionally, emphasi will be directed toward making a material contribution in the implementation of the regional long-range economic development plan which will be finalized in FY 1976. Projections indicate that disparities in the growth of populat and employment opportunities on each side of the Cascades will continue to widen over time, resulting in lower levels of per capita income and lower growth of total income on the eastern side. Consequently, a larger westerly out-migration would occur which would further deplete the local labor market in the east of younger persons--the relative new entrants to the labor force. Actions which will assist in alleviating these types of economic problems before they worsen include:

... Supporting expansion of the Region's agricultural sector
... Supporting commercial and industrial development in the east
... Eliminating development bottlenecks in the Region
... Improving the quality of the urban environment
... Improving the quality of the physical environment

Efforts will be continued on a regional basis and at the state levels to assure that the plans and programs of the various state agencies and sub-state planning organizations are formulated with due consideration to regional priorit Additionally, each state will continue its strong efforts in researching and communicating its specific characteristi and needs in support of projects sponsored through the Commission's development programs.

Actions will be pursued in the development of a comprehensive data base to assist in the long-range planning and oper tion of recreations facilities in the Region, in coordination with the efforts of Federal and state agencies involvec in recreation activities, thereby providing a common base for all agencies engaged in recreation planning. Special demonstration projects providing significant impact on the Region as a major tourist attraction will be explored.

	Changes for FY 1977					
	1976 Adjusted		1977 Estimate		Inc.(+) or Dec.(-	
	Perm. Pos.	Amount	Perm. Pos.	Amount	Perm. Pos.	Amour
Human resources	...	$691	...	$2,600	...	+$1,9

The Commission's basic objective in its human resources program is two-fold--to assist in the expansion of training and related programs essential to the development new or expanding industries dependent upon the availability of a highly skilled and adequately trained labor force; and, to provide increased opportunities for the Region's Indian, Mexican-American, and other minorities through the development of skills and necessary avenues toward rewarding employment.

	1976 Adjusted		1977 Estimate		Inc.(+) or Dec.(-)	
	Perm. Pos.	Amount	Perm. Pos.	Amount	Perm. Pos.	Amount
	...	$735	...	$750	...	+$15

Natural resources

After several years of decline, the upriver runs of salmon and steelhead have reached an historical low in the Columbia Basin. Beginning in FY 1976 the Commission funded a prototype project, in conjunction with the state fish and wildlife departments, to demonstrate the application of pond rearing principles as a link between artificial and natural production in streams that have declined in use by salmon and steelhead. The objectives of the project are threefold; (1) to transfer increased stocks of fish to new streams where the carrying capacity is greater than being utilized, (2) to reduce the costs of extended rearing practices currently utilized in hatchery facilities, and (3) to provide a broader dispersion of artificial pond production throughout the Columbia Basin, rather than confining fish releases to the hatchery stream itself as is the current practice. Fiscal Year 1977 funds will provide for tagging, recovery and analysis of the pond raised fish to assist in evaluation of the project, and for further development of a fisheries management model as a solution to the replenishment of this resource.

Examination will be continued in the conservation and prudent use of other natural resources, such as alternative methods for optimum use of existing water resources through the lining of irrigation canals to save otherwise lost water, and to study the alternative uses of warm water discharged as a by-product of atomic energy plants.

During FY 1976, a comprehensive land use inventory of the Pacific Northwest was undertaken with the cooperation and assistance of the U.S. Geological Survey and the National Aeronautics and Space Administration as well as the local educational institutions and state governments. The project will be extended into FY 1977. Through remote sensing as a broad source of information combined with careful definition and analysis of the applications of the data available a better understanding of the Region's natural resources is envisioned. Expected benefits are the monitoring of urban growth with applications in areas such as transportation planning, communications and utilities planning, zoning, property evaluation, site analysis, and rural area planning through social services delivery systems applications, fire protection planning, and surface water and wetlands monitoring.

	...	$351	...	$600	...	+$249

Transportation

As part of its comprehensive program in regional transportation, the Commission in FY 1977 will continue to develop the effectiveness of transportation services in the Region. In addition to plans for improved marine port facilities for more effective coordination and improvement in regional water transportation, the Commission will continue with development of an inter-modal goods movement and traffic facilitation system capable of providing centralized information on shipping, transfer, storage, and receiving to shippers in the Region. The purpose of the system would be to assist shippers in finding the least costly and most efficient means of transporting goods and to promptly respond to urgent commodity transportation problems.

Continued emphasis will be directed in the improvement and modernization of air and rail facilities and mass transportation. Integration and coordination between various modes of transportation will be given priority attention in FY 1977 as will efforts to implement recommendations of the third level air study for Oregon and the Region.

We recognize that the future of transportation and its impact on regional development depends in part on the interaction with other Commission programs. Since the scope of transportation planning is regional, emphasis is on intercity travel. In this regard a set of objectives and policy options are expected to be developed to properly assess the various alternatives to the goals of the Region. User and societal analysis will be performed by identifying, measuring, and combining attributes of current transportation services, changes in the current mix, route structure, scheduling and technological changes combined with characteristics of the regional environment itself (population, industrial distribution, etc.), which will be evaluated for potential benefit to intercity transportation proposals for the Region.

In planning on a regional level, the Commission recognizes the need for transportation systems to respond to human needs and to measure the impact of such systems on the quality and character of community and regional life and on the locational pattern of economic activity. The long-term influence of changes in transportation facilities on social and economic development in rural and urban areas of the Region will be examined in light of findings and recommendations contained in the Commission's comprehensive economic development plan for the Region and in close cooperation with Federal and state agencies.

1976 Adjusted		1977 Estimate		Inc.(+) or Dec.(-)	
Perm. Pos.	Amount	Perm. Pos.	Amount	Perm. Pos.	Amount
...	$623	...	$3,620	...	+$2,997

Agriculture and forestry

Expansion of the agricultural sector, essential to the Region's economy, has been severely hampered by the appearance of pests and diseases such as Dwarf Bunt, which resulted in the loss of $500,000,000 in wheat sales to the Peoples Republic of China in 1974-75. The FY 1977 program continues three projects designed to: (1) control Dwarf Bunt, (2) eradicate noxious weeds such as Tansy Ragwort which has infested over 600,000 acres, and (3) identify the causes of off-flavors in dry beans which results in rejection of approximately ten percent of the annual production.

Additionally, investigation will continue on alternative application techniques of 2,4-D herbicide which is presently drifting into non-target areas and causing extensive damage to the developing wine industry. In order to stimulate new agricultural diversification a demonstration project will be conducted to determine the uses and marketability of a new strain of soybean suitable for growth in the Northwest.

A major effort will be made to improve the forest products industry. Serious declines in employment and production in the forest industry, the major employer in the Region, will be addressed in three complimentary projects: (1) development of an accurate inventory of timber resources and the refinement of techniques to forecast future timber supplies under a variety of management conditions; (2) implementation of an incentive program, on a cost sharing basis, to encourage improved management and expanded timber supplies on private lands; and, (3) investigation of a means to reduce forest mortality which is estimated at 50% of the annual harvest.

1976 Adjusted		1977 Estimate		Inc.(+) or Dec.(-)	
Perm. Pos.	Amount	Perm. Pos.	Amount	Perm. Pos.	Amount
...	$971	...	$1,500	...	+$529

Energy

In FY 1976 the Commission initiated a comprehensive regional study focusing on the identification and analysis of past energy supply and demand variables in the Pacific Northwest. FY 1977 funds will be utilized to conduct a series of sub-studies related to facilities siting; economic, environmental and social impacts of alternative energy forms and growth rates; and, to develop a supply and demand model to provide Federal, state, and local governments, as well as the private sector, with information needed for rational short and long-term decision-making. This project is multi-state and multi-agency and involves representatives of suppliers, industrial consumers, environmentalists, and state, local and Federal agencies including the Bonneville Power Administration. These sub-studies will give consideration to prior and on-going activities having a bearing upon the decision-making processes, such as energy curtailment plans of state and local governments.

The energy program for FY 1977 will also provide for continued support of the petroleum allocation activities in the three states, energy conservation and awareness projects, expansion of geothermal development activities begun in previous years, and exploration of the potential uses of solar energy as an alternative power source.

...	$572	...	$300	...	-$272

Regional Economic Analysis

During FY 1975 and FY 1976 each state participated in a regional alternative futures program designed to solicit local involvement in determining the various economic development alternatives or courses of action deemed desirable in improving the "quality of life" in the Pacific Northwest. Various techniques were used by each state in obtaining citizen involvement, such as workshops and seminars throughout the states, direct mailings to citizens, and use of the news media. As a result much data has been obtained. During FY 1977 the Commission will perform a critical economic analysis of the alternatives to determine their relative feasibility, what effect external or uncontrollable influences would have upon achieving their intended results, and how to utilize the data obtained in the regional planning and decision-making processes. The decrease of $272,000 is a result of the completion basic regional economic analysis in prior years in support of the Commission's long-range economic development plan.

Perm. Pos.	Amount	Perm. Pos.	Amount	Perm. Pos.	Amount
...	$300	...	$200	...	-$100

International trade

During FY 1976 the Commission began a program to seize upon the opportunity to increase exports to the Pacific Rim nations through increased coordination between entities active in foreign trade and through development of a regional infrastructure necessary for effective trade expansion. Initial efforts have centered around increasing exports in agricultural and forest products--two major commodities of the Region.

FY 1977 plans call for continued emphasis in coordinating and assisting emergent small and medium size businesses with their entrance into the foreign market place. Basic assistance will be provided on a cost sharing basis in gaining product exposure through trade mission activities. Additionally, efforts will be made to encourage foreign buyers to visit the Region to inspect the production facilities and the application of machinery and equipment produced and operated in the Pacific Northwest. Other plans include the updating of a three year old study to focus on the current economic conditions both within the egion and the foreign market place.

Changes for FY 1977

Activity: Administrative expenses Subactivity: Pacific Northwest Regional Commission	1976 Adjusted		1977 Estimate		Inc.(+) or Dec.(-)	
	Perm. Pos.	Amount	Perm. Pos.	Amount	Perm. Pos.	Amount
Federal share of support of the Commission	...	$125	...	$125	...	...
Federal Cochairman	7	297	7	300	...	+ $3
Total requirements	7	$422	7	$425	...	+ $3

Base Program

Federal share of support of the Commission

The Pacific Northwest Regional Commission's administrative costs are shared equally by contributions from the three states and by the Federal Government. The Federal share for FY 1977 will be $125,000. These funds will support an average staffing level of seven non-Federal positions.

Federal Cochairman

The funds requested for FY 1977, $300,000, will provide for a staffing level of seven permanent positions which are needed in order to enable the Federal Cochairman to carry out his responsibilities of coordination and liaison, evaluating proposed projects, monitoring approved projects, and administering Title V funds to ensure that the interests of the Federal Government are protected.

Changes for FY 1977

An additional $3,000 will be required to provide for the funding of an office in Vancouver, Washington to coordinate and monitor activities associated with the responsibilities of the Federal Cochairman in the Pacific Northwest. The $3,000 increase by object class detail is as follows:

Travel and transportation of persons	$3,000
Total	$3,000

Senator MONTOYA. Mr. Anderson?

STATEMENT OF RAY ANDERSON, UPPER GREAT LAKES REGIONAL COMMISSION

Mr. ANDERSON. Mr. Chairman, Governor Anderson has asked me to express his regrets on his inability to be present this morning. He certainly planned to attend but unforeseen developments in St. Paul prevented his leaving to be here with you this morning.

I have just two copies of the statement the Governor would have given. If I may, I would be glad to present the opening of his comments on behalf of the commission.

I notice the Governor in the latter part of his statement incorporates responses, Mr. Chairman, to the questions posed with your invitation. So on behalf of Governor Anderson, State Cochairman of the Upper Great Lakes Regional Commission, I would like to present this statement as follows:

I am pleased to have this opportunity to give you my views on the legislation to extend title V of the Public Works and Economic Development Act in the Upper Great Lakes Regional Commission.

Senator MONTOYA. Mr. Anderson, can we incorporate this into the record?

Mr. ANDERSON. Certainly.

[The material from Governor Anderson follows:]

STATE OF MINNESOTA
OFFICE OF THE GOVERNOR
ST. PAUL 55155

WENDELL R. ANDERSON
GOVERNOR

February 11, 1976

Honorable Jennings Randolph
Chairman
Senate Public Works Committee
Washington, D. C.

Dear Chairman Randolph:

I am pleased to respond to your request of February 2, 1976, concerning the program and budget request for the Upper Great Lakes Regional Commission in Fiscal Year 1977. This is the first time that I have been given this opportunity.

In December, 1975, the Commission approved an extension of the Comprehensive Long Range Plan. This plan envisions the expenditure of $33 million per year to meet the developmental needs of the Upper Great Lakes Region in the areas of industrial development, energy and transportation, human resources and tourism, and natural resources.

In July, 1975, this Commission submitted to the Department of Commerce a FY 1977 budget request of $12,859,000 which was intended to provide a beginning and transition period leading to full implementation of the Long Range Plan. As you know the Department of Commerce's request for the Upper Great Lakes Regional Commission in Fiscal Year 1977 was $5,940,000.

I greatly appreciate the opportunity to provide your committee and the Congress with information on the developmental needs of the Upper Great Lakes Regional Commission and will be pleased to answer any questions you may have.

With warmest personal regards.

Sincerely,

Wendell R. Anderson

Wendell R. Anderson
GOVERNOR

WRA:bp

Testimony of Governor Wendell R. Anderson

State Cochairman, Upper Great Lakes Regional Commission

Subcommittee on Economic Development of the Senate Committee on Public Works

March 15, 1976

Mr. Chairman and Members of the Committee:

The Subcommittee has before it legislation to extend the Upper Great Lakes Regional Commission through Title V of the Public Works and Economic Development Act. I urge you to support this bill.

We are grateful that Congress passed the Regional Development Act of 1975 linking all regional commissions together. We are also pleased that Congress, with the direction of this Committee, has expressed its confidence in the Title V Regional Commissions by adding new authorities, many of which were previously enjoyed only by the Appalachian Commission.

The Committee can take two important steps to continue this trend.

First, I urge you to support concurrent authorization of the Appalachian Commission and the Title V Commissions. The needs and the accomplishments of each should be considered at the same time.

Second, Section 509 of the Public Works and Economic Development Act should be updated so that it is consistent with the similar section of the legislation authorizing the Appalachian Commission.

These changes will strengthen the ability of the Commissions to carry out their work. I am confident that you will give my recommendations full consideration.

Over the past few years, the Title V program has grown dramatically. The appropriations for the program, however, have remained the same.

I am concerned that the funding level for the Upper Great Lakes Regional Commission may be lowered as the result of the adoption of a new funding formula. I urge you to consider the grant for fiscal year 1976 as a base which will not be decreased as the result of the establishment of a new funding formula.

The Upper Great Lakes Regional Commission serves the northern parts of Minnesota, Michigan, and Wisconsin. The primary problem of this area is the lack of permanent jobs. With the funds made available by Congress, the Commission has attacked the employment problem directly.

Since 1970, more than 100,000 jobs have been added through the Commission's efforts. This represents an increase in employment opportunities within the region of 10.8 percent.

By investing strategically, the Commission insures that each dollar spent has a strong multiplying effect. The $48 million invested by the Commission since 1968 has resulted in a total investment of over $200 million in the economic health of northern Minnesota, Wisconsin, and Michigan.

These investments have been in the areas of industrial development, energy research, tourism, transportation, human resources development and environmental problem-solving.

In Minnesota, for example, Commission funds were used to prepare the site of the Duluth Port Authority Clure Marine Industrial Park. American Hoist and Derrick Company in St. Paul has constructed a $5.5 million manufacturing plant in the Park. A second development project is underway.

In Wisconsin, the Upper Great Lakes Regional Commission gave a supplemental grant to the city of New London to improve a 70 acre industrial park which the city acquired in 1970. Expansion of an industrial park in Big Rapids, Michigan with Commission funds is expected to generate 50 new jobs each year.

Tourism in Minnesota is more than a $1 billion annual business. This industry, threatened by the limited availability of fuel supplies, has benefited directly from the efforts of the Upper Great Lakes Regional Commission.

The recently initiated AMTRAK run between Superior, Wisconsin and Minneapolis, Minnesota, for example, has provided an economic transportation alternative for tourists planning to visit the northern regions of Minnesota and Wisconsin.

In the field of energy, the Upper Great Lakes Regional Commission initiated a Peat Resources Program that promises the possibility of both increased natural gas supplies for the area and a major increase in the number of jobs.

These examples give you an idea of what the Commission has done to serve Minnesota, Wisconsin, and Michigan. They do not, however, give you an idea of what needs to be done in the future.

Unemployment in Minnesota this January was up to 7.3 percent. Over 130,000 Minnesotans were out of work.

No one knows better than you the full effects of high unemployment on a state or national economy.

No one knows better than you the capacity of the federal government to help make jobs available.

Especially in a time of high unemployment and slow economic recovery, the Upper Great Lakes Regional Commission provides critical assistance to our states and to our people.

By extending Title V of the Public Works and Economic Development Act, you can help us put more of our citizens back to work.

The following points constitute my response to the questions addressed to the State Cochairmen of the Title V Commissions:

1.) The greatest single need of the Upper Great Lakes Region today is jobs. While the Commission has been able to make some progress in the creation of jobs in the past few years, the

rising population of the region combined with the effects of the recent recession have accentuated the need for more long-term jobs. For the Commission this means that we need higher funding levels to be able to attract new businesses and retain and expand those already present in the region.

2.) The Commission program has provided a unique and extremely valuable process to combine federal and state decision-making for regional development. Prior to the establishment of Title V commissions, economic development programs were administered solely at the local and federal levels and lacked the state participation which is the key for multi-state economic development in the Upper Great Lakes Region. The Upper Great Lakes Regional Commission now has an integrated planning and decision-making process which involves local government, multi-county districts, states, and the federal government.

3.) The primary role for a governor in the Title V commission program is to make the participation of the state heard in economic development planning for the lagging regions. The regional commissions are able with this active cooperation to make coordinated and intelligent decisions for state and multi-state development problems.

4.) The Upper Great Lakes Regional Commission works under a Long-Range Comprehensive Development Plan to guide investment policies and to make state and federal agencies aware of the

69-393 O - 76 - 8

region's problems. The key to implementation of the Long-Range Plan and distribution of the major portion of the funds currently available is to use the federal and state organizations which have operating responsibilities in the various functions geared to overall economic development. The vast majority of the Commission's plans and past investments have been made through basic federal agencies or agencies of state and local government. This policy makes the coordinated planning process cited above more meaningful and more effective.

5.) The Upper Great Lakes Regional Commission's annual budget represents the funds necessary to implement the region's Long-Range Economic Development Plan. Submissions of annual budgets have customarily been considerably below this figure and are reached through discussions between the state and Commission staffs. We are pleased that we have for the first time been able to submit a recommended annual budget to the Congress under the new Budget Control Act.

6. and 7.) The Upper Great Lakes Regional Commission decides each year on an annual Investment Strategy which, combined with the annual Financial Plan, makes estimated allocations by program categories such as industrial development, tourism development, or energy and transportation. All projects forwarded during a particular year must fit both the Strategy and the Financial Plan. These documents are prepared by the state and Commission staffs and the Governors' alternates. The Investment Strategy is given final approval by the full Commission.

8.) The regional planning of the Upper Great Lakes Regional Commission operates as a result of the staffs of the governors and the Commission coordinating the needs and plans of local, multi-county district and state organizations, which are then analyzed for their regionality and combined in the Long-Range Development Plan and the annual Investment Strategy.

9.) The Commission assists in state management and planning processes in areas where the programs and problems have a regional dimension. In addition to the ongoing State Public Investment Planning Grants which are made to each state, the Commission has recently, for instance, made grants to the states for the analysis of regional energy problems.

10.) The states have not been part of the budget process of the Department of Commerce or the Office of Management and Budget in determining budgets for the Upper Great Lakes Regional Commission. As I mentioned, we are pleased that we have been able to submit our recommendations to this Committee under the new Budget Control Act procedures.

11.) The Title V Commissions by the nature of their structure provide a means to address those national issues which have a regional or multi-state impact. For the Upper Great Lakes Region, the major issue is economic development. The problem is closely related to the issues of growth, transportation, and energy supplies and demands.

12.) An advocacy role for Title V Commissions presently exists by the nature of their funding authority. The Upper Great Lakes Regional Commission, for instance, expends about 70% of its available funds through its Supplemental Grant authority, which allows the Commission to provide part of the local matching share for basic federal grants. Through this authority, the Commission is able to join with federal agencies in mutually beneficial decisions on basic federal grants. The Upper Great Lakes Regional Commission, therefore, deals with federal agencies at the local, regional, and national levels to attain the most efficient expenditure of all resources available in the interest of regional development. The Commission is able to advocate action on matters of regional interest which might be overlooked by federal agencies.

Mr. ANDERSON. The comments that Governor Anderson makes in the latter portion of his statement, as I have emphasized, cover each of the questions posed, Mr. Chairman, with your invitation.

I believe at an earlier date Governor Lucey of Wisconsin also addressed a letter to you to express his views.

Senator MONTOYA. It will be made a part of the record.

Any other communications from the other Governors we receive will be incorporated in the record at this point.

[Governor Lucey's letter and communications from other Governors follow:]

STATE OF WISCONSIN,
OFFICE OF THE GOVERNOR,
Madison, Wis.

Hon. JOSEPH M. MONTOYA,
Chairman of the Subcommittee on Economic Development,
Senate Committee on Public Works, Washington, D.C.

DEAR SENATOR MONTOYA: I am responding to your letter of January 28 to the National Governors Conference concerning proposed Administration FY 77 budget levels for programs under the Federal Public Works and Economic Development Act. My comments will deal with the Title V Commissions in general and the Upper Great Lakes Regional Commission in particular.

As you point out in your letter the Administration's request for the Title V Commissions in FY 77 is 42 million dollars. The Upper Great Lakes Regional Commission would get 5.9 million dollars. In FY 76, after initial and supplemental appropriations, all seven Title V Commissions received 63 million dollars. Considering the contrasts between FY 76 appropriations and FY 77 proposed funding levels as well as as other factors discussed below, the Administration's proposed budget for the Title V Commissions is simply not adequate.

The need for Title V appropriation increases has been with us for some time. Over each of the last six years the Commission's budget figure has been around seven million dollars. And since about 70 percent of the Commission's funds are invested in public works, the utility of the Commission's monies has declined as the costs of public works has risen rapidly. Several years ago Wisconsin supplemental public works grants usually amounted to 20–25 percent per project. However, because of the rising public works cost factor at the same time that Commission funding levels have remained constant, we have had to lower the average supplemental grant per project in Wisconsin to 10–12 percent. As a result several worthwhile local projects in the last couple of years have either been postponed indefinitely, or their scope has been unduly narrowed.

The Federal Regional Development Act gives the Commission new program authorities including one in transportation. As far as we are concerned this new transportation authority could not have been more timely. At present, the Commission in Wisconsin is jointly engaged in program development activities with the State Department of Transportation as well as with an Economic Development District, looking to stabilize and strengthen rail freight service in northern Wisconsin. Commission funds under its new transportation program authority might well be used to upgrade rail branch lines and other ancillary functions, which, because of legal or practical funding constraints, might not otherwise be assisted under the recently enacted Federal Railroad Revitalization and Regulatory Act of 1976. However, with the low level of funds proposed by the Administration for the Title V Commissions, it is highly doubtful that we could use Commission monies for this purpose without seriously harming other Commission supplemental and technical assistance programs.

In Wisconsin in FY 76, the Commission will have awarded 3.7–4.3 million dollars for either supplemental public works, technical assistance, or Title X grants. In addition, we will have transferred about 2.0 million in Federal excess property. With our present staff we feel that we can readily handle additional funds for two reasons. First, most of the 14 Title X projects in Wisconsin will have been completed by late summer or early fall. Second, the Commission works very closely with, and relies upon as appropriate, pertinent state agencies as well as substate planning and development bodies (including Economic Development Districts) in the administration of our programs.

This, then, brings me to funding levels for FY 77. The Commission recently amended its long range plan to include an annual funding level of 33 million dollars. In our

FY 77 budget submission to the Department of Commerce we requested just under 13 million dollars as a transition figure, moving towards the annual 33 million dollar funding level as outlined in our multi-year plan. Given the low funding level of Commission programs over the last several years, needed new program authorities under the Regional Development Act (especially in the area of transportation), and present staff capacities, I would say that a Commission funding level of 12–15 million dollars would be appropriate in FY 77.

Finally, thanks to the Regional Development Act, the Title V Commissions were extended to Ocotober 1, 1977. Realizing, however, that the Federal Public Works Act expires this spring, I would suggest that the life of the Title V Commissions as well as that of the Economic Development Administration be extended to October 1, 1979.

I hope the above comments are useful. If I might be of further assistance, please let me know.

Sincerely,

PATRICK J. LUCEY,
Governor.

STATE OF NEW MEXICO,
OFFICE OF THE GOVERNOR,
Santa Fe, February 6, 1976.

Hon. JOSEPH M. MONTOYA,
U.S. Senator,
Dirksen Building, Washington, D.C.

DEAR JOE: Enclosed is a copy of a letter sent by Governor Castro, as State Co-chairman of the Four Corners Regional Commission, to the Honorable Jennings Randolph.

As you know, the new Congressional budget process gives Title V Commissions, for the first time, an opportunity to submit a budget request to Congress. Heretofore, budget requests for the Four Corners Regional Commission were submitted to the Office of Management and Budget which instructed the Federal Co-chairmen as to how much they were expected or permitted to request. As a result, the Governors had little if any input.

The Commission orginally prepared a well-documented statement of needs in May of 1975 which constituted a 1977 budget request of $24 million. This request was based on a state-by-state development of project proposals consisting of public works and technical assistance which, in the opinion of the four Governors, would make the greatest contribution to economic growth of the area and would aid our communities with their special problems.

Subsequently, the Commission was notified to re-work and submit a budget for no more than $12.5 million. After this was done, the Department of Commerce made its review of the revised document and advised the Four Corners Regional Commission that it should submit another budget request for an amount not to exceed $5.940 million. These reductions were made arbitrarily with no opportunity of redress by the Governors.

As indicated in Governor Castro's letter, my fellow Governors and I strongly endorse the original $24 million budget submitted in mid-1975. We believe it is realistic, that it falls within the budgetary ceiling guidelines set by the Senate and House Budget Committees, and that the program it delineates will improve the economic climate of the region.

We earnestly solicit your support and hope that you will use the influence of your office to muster the necessary support for passage of the legislation.

Sincerely,

JERRY APODACA,
Governor.

[Enclosure.]

OFFICE OF THE GOVERNOR,
STATE HOUSE,
Phoenix, Ariz., February 3, 1976.

Hon. JENNINGS RANDOLPH,
Chairman, Committee on Public Works,
U.S. Senate, Washington, D.C.

DEAR SENATOR RANDOLPH: I want to thank you for giving me as State Cochairman of the Four Corners Regional Commission this opportunity to comment on our Fiscal Year 1977 program and budget request, and to tell you that Governors Lamm of Colorado, Apodaca of New Mexico, and Rampton of Utah join me in making these recommendations.

The Commission originally formulated and approved a 1977 budget request for $24 million dollars in May, 1975. This initial budget request was based on a state by state screening of project proposals and represented those potential public works and technical assistance proposals which in the opinion of the Governors would do most to foster economic growth and aid our communities with special problems, such as energy resource related growth, in the coming fiscal year. The request was highly project specific and, I believe, was a very well documented statement of current needs.

About two weeks after that budget was submitted to the Office of Regional Economic Coordination, U.S. Department of Commerce, the Commission was notified that the budget would have to be reworked and submitted for no more than $12.5 million dollars. This revised budget was resubmitted to the Office of Regional Economic Coordination within ten days and transmitted by OREC to the Department of Commerce for review. The Department of Commerce completed its review on about September 15, 1975, and advised the Four Corners Commission that it should submit another revised budget for an amount not in excess of $5.940 million.

I review this budget history only to make the point that at no time in the decision-making process did the Department of Commerce or the Office of Management and Budget provide the State members of the Commission or the State Cochairman with an opportunity to explain our original request or to try to obtain restoration of the budget reductions. Those reductions were, as far as I can tell, made in a summary and arbitrary way with no opportunity of redress.

It is, therefore, a genuine pleasure for me to respond to your Committee's request and to express the hope that you will give the State members of the Commission this same chance to speak on the budget question each year before the Congress begins its deliberations on appropriations. If the Regional commissions are indeed to be full and equal partnerships, we need to be not only a party to the first or draft budget requests, but advocates who are given an opportunity to speak for the Commissions' programs as the decisionmaking process moves toward appropriation.

My fellow Governors and I endorse the original $24 million dollar budget submitted in mid 1975. We believe it is realistic, that it falls within the budgetary ceiling guidelines set by the Senate and House Budget Committees, and that the program it outlines will significantly improve the economic climate of the Region. I shall transmit to the Committee under separate cover a copy of that budget request. Should you need additional information on our submission, please write to me or directly to the Commission's staff. We will provide whatever material you believe is needed for the Public Works Committee hearing.

With best regards, I am

Sincerely yours,

RAUL H. CASTRO,
Governor.

THE COMMONWEALTH OF MASSACHUSETTS,
EXECUTIVE DEPARTMENT, STATE HOUSE,
Boston, February 12, 1976.

Senator JENNINGS RANDOLPH,
Chairman, Senate Committee on Public Works,
U.S. Senate, Washington, D.C.

DEAR SENATOR RANDOLPH: In response to your telegram of February 2, I welcome this opportunity to participate in the budget process in preparation for Fiscal Year 1977 Title V funding.

Though I have recently become State Cochairman, to my knowledge, my predecessors have never had the opportunity to participate in this process. I think your request bodes well for the Title V Federal-State partnership, and I am pleased that as State Cochairman I can speak for the New England Regional Commission.

NERCOM's initial FY 77 budget request was for $21.5 million. It was subsequently unilaterally cut to $5.9 million and the state members were offered no opportunity to respond to those reductions.

I can only say that if NERCOM is to realize any of its full potential, its funding must be at a level that will impact on the economic problems of New England. Indeed, our revised Regional Development Plan calls for a funding level in excess of $35 million to adequately address those rather specific projects and programs that have been developed and which are essential to counteract effectively the problems that impede the growth of New England.

Again, I greatly appreciate your request and the opportunity to respond. Please let us know if you would like more detailed information.

Sincerely,

MICHAEL S. DUKAKIS

WYOMING EXECUTIVE DEPARTMENT,
Cheyenne, February 13, 1976

Hon. JENNINGS RANDOLPH,
Chairman, Committee on Public Works,
U.S. Senate, Washington, D.C.

DEAR MR. CHAIRMAN: Speaking for the five governors of the Old West Regional Commission, I am most appreciative of the refreshing opportunity to comment on the Fiscal Year 1977 budget for the Commission. In the normal course of budget preparations by the Administration, State members of the Commission have customarily been provided no opportunity to present their views.

The first draft of the Commission's regional plan is nearing completion and will provide a more concrete scope of required spending in the region than we have currently.

On an interim basis, we were asked to identify possible projects for the Senate Appropriations Committee last year and our Commission's estimate of reasonable expenditures was approximately $35 million. I don't know how this compares with other commissions, but you are cognizant, I know, of the critical socio-economic impact problems our coal producing states are encountering. Much of such project spending would be devoted to meeting these impacts.

If, as appears possible, there is additional legislation this year to meet such impact problems on a national basis, the Commission's requirements would be reduced accordingly.

While I and my fellow governors certainly are aware of the budgetary problems existing at the federal level, we do believe the $5.9 million requested by the Administration at this time to be unrealistic and completely inadequate if we are to capitalize upon the unique capabilities of the Commission to assist in solving our economic problems. Our Commission has before it sound supportable proposals in the agriculture and natural resources area alone which considerably exceed the above amount. Most of them will remain unfunded for some time if the Commission's budget remains at the current level.

We are also aware of the budgetary guidelines established by the Senate and House Budget Committees and believe that the Commission's current budget can be tripled or quadrupled without violating these guidelines.

Whatever action results, I want to say again how refreshing it is to have an opportunity to comment on the situation. If the Commissions are to be equal partnerships, as I believe they should be, there needs to be more participation from State members in establishing ultimate budget levels.

Yours sincerely,

ED HERSCHLER.

STATE OF MONTANA,
OFFICE OF THE GOVERNOR,
Helena, February 17, 1976.

Hon. JOSEPH M. MONTOYA,
Senator of New Mexico,
Washington, D.C.

DEAR SENATOR MONTOYA: I have been informed that your subcommittee on Economic Development will be conducting hearings on February 20, concerning the budget needs

of the Public Works and Economic Development Act. I appreciate this opportunity to comment upon those needs.

I do not view the Public Works and Economic Development Act as the total solution for today's complex economic situation. But I do view it as a vital part of that solution.

In Montana these programs have been a positive factor in combating unemployment, by both creating new job opportunities and retaining present job capacities. I am deeply concerned that the budget for these programs is proposed at a lower level than the current year.

I have observed that present budget levels are inadequate in the areas of business loans and guarantees as well as planning, technical assistance and research. These programs have produced good results in Montana and an increased level of funding for next year would undoubtedly be beneficial to our state's economy.

The E. D. A. Denver Regional Office, which serves the State of Montana, has experienced difficulties in responding to our requests from time to time. An example is that office's Business Development Section which has two people to service a ten state area. This is further complicated by the fact that Montana does not have an Economic Development Representative in the state to act as liaison with the Denver office. As a result the difficulties experienced are due to lack of adequate staff rather than a reflection on the ability of those involved to fullfill their duties.

I recommend that additional funds for staffing be considered for Regional Offices as well as Economic Development Representatives for individual states.

I hesitate to present you with specific figures for a national budget when my experience has been primarily with activity in Montana. I do wish to emphasize that the proposed amounts are wholly inadequate. I encourage your committee to consider increasing the amounts currently authorized with particular emphasis on the area I have mentioned.

Thank you for your consideration.

Sincerely,

THOMAS L. JUDGE,
Governor.

STATE OF WISCONSIN,
OFFICE OF THE GOVERNOR,
Madison, Wis., March 2, 1976.

Hon. JOSEPH M. MONTOYA,
Chairman of the Subcommittee on Economic Development,
Senate Committee on Public Works, Washington, D.C.

DEAR SENATOR MONTOYA: I am responding to your letter of January 28 to the National Governors' Conference concerning proposed Administration FY 77 budget levels for programs under the Federal Public Works and Economic Development Act. My comments will deal with the Title V Commissions in general and the Upper Great Lakes Regional Commission in particular.

As you point out in your letter the Administration's request for the Title V Commissions in FY 77 is 42 million dollars. The Upper Great Lakes Regional Commission would get 5.9 million dollars. In FY 76, after initial and supplemental appropriations, all seven Title V Commissions received 63 million dollars. Considering the contrasts between FY 76 appropriations and FY 77 proposed funding levels as well as other factors discussed below, the Administration's proposed budget for the Title V Commissions is simply not adequate.

The need for Title V appropriation increases has been with us for some time. Over each of the last six years the Commission's budget figure has been around seven million dollars. And since about 70 percent of the Commission's funds are invested in public works, the utility of the Commission's monies has declined as the costs of public works has risen rapidly. Several years ago Wisconsin supplemental public works grants usually amounted to 20–25 percent per project. However, because of the rising public works cost factor at the same time that Commission funding levels have remained constant, we have had to lower the average supplemental grant per project in Wisconsin to 10–12 percent. As a result several worthwhile local projects in the last couple of years have either been postponed indefinitely, or their scope has been unduly narrowed.

The Federal Regional Development Act gives the Commission new program authorities including one in transportation. As far as we are concerned this new transportation authority could not have been more timely. At present, the Commission in Wisconsin is jointly engaged in program development activities with the State Department of

Transportation as well as with an Economic Development District, looking to stabilize and strengthen rail freight service in northern Wisconsin. Commission funds under its new transportation program authority might well be used to upgrade rail branch lines and other ancillary functions, which, because of legal or practical funding constraints, might not otherwise be assisted under the recently enacted Federal Railroad Revitalization and Regulatory Reform Act of 1976. However, with the low level of funds proposed by the Administration for the Title V Commissions, it is highly doubtful that we could use Commission monies for this purpose without seriously harming other Commission supplemental and technical assistance programs.

In Wisconsin in FY 76, the Commission will have awarded 3.7–4.3 million dollars for either supplemental public works, technical assistnce, or Title X grants. In addition, we will have transferred about 2.0 million in Federal excess property. With our present staff we feel that we can readily handle additional funds for two reasons. First, most of the 14 Title X projects in Wisconsin will have been completed by late summer or early fall. Second, the Commission works very closely with, and relies upon as appropriate, pertinent state agencies as well as substate planning and development bodies [including Economic Development Districts] in the administration of our programs.

This, then, brings me to funding levels for FY 77. The Commission recently amended its long range plan to include an annual funding level of 33 million dollars. In our FY 77 budget submission to the Department of Commerce we requested just under 13 million dollars as a transition figure, moving towards the annual 33 million dollar funding level as outlined in our multi-year plan. Given the low funding level of Commission programs over the last several years, needed new program authorities under the Regional Development Act (especially in the area of transportation), and present staff capacities, I would say that a Commission funding level of 12–15 million dollars would be appropriate in FY 77.

Finally, thanks to the Regional Development Act, the Title V Commissions were extended to October 1977. Realizing, however, that the Federal Public Works Act expires this spring, I would suggest that the life of the Title V Commissions as well as that of the Economic Development Administration be extended to October 1, 1979.

I hope the above comments are useful. If I might be of further assistance please let me know.

Sincerely,

PATRICK J. LUCEY,
Governor.

STATE OF ARKANSAS,
OFFICE OF THE GOVERNOR,
Little Rock, February 12, 1976.

HON. JENNINGS RANDOLPH,
Chairman, Committee on Public Works,
Dirksen Senate Office Building,
Washington, D.C.

DEAR SENATOR RANDOLPH: Thank you for providing me this opportunity to participate in the development of the Fiscal 1977 program and budget request of the Ozarks Regional Commission. I believe this procedure enhances the Federal-State partnership embodied in the Regional Commission concept by assuring equal responsibility and opportunity for State members to determine program and funding priorities.

This current Fiscal Year the Ozarks Commission received an appropriation of $11.1 million. We anticipate all those funds being invested in Commission-approved priority projects prior to the end of the Fiscal Year. In addition, the Commission received an allocation of Title X funds from the Secretary of Commerce. Unfortunately, the Ozarks Commission's Title X allocation represented less than 5 percent of the more than $75 million in projects we developed for the program.

The Ozarks Region, especially Arkansas, is a fortunate participant in the current national population trend of faster growth in the non-metropolitan areas. I believe this rural-oriented growth is desirable both for the Region and the Nation. The Ozarks Regional Commission program has been a valuable asset in facilitating this growth, and the leadership and assistance it provides are even more important now.

The Commission has recently completed its final draft of a revised Regional Economic Development Plan which sets new goals and priorities and estimates the expenditures required to accomplish the goals. Appropriations for this purpose will be needed in the $40 to $48 million range annually over the next five years. Based on Arkansas'

experience and participation in the Ozarks Regional Commission and the public facility needs identified in the Title X program, I am sure we could wisely utilize the funds identified in the Plan.

In order to maintain our current level of activity, the Commission will need at least $11.1 million for Fiscal 1977. This funding level would permit limited program development, relating to the new authority and responsibility provided the Commission by recent passage of the Regional Commission Act, but little or no project implementation.

On the other hand, it would be extremely discouraging if the Regional Commission's program, after only one year of progress in program authority and appropriations, are reduced to their former level of activity as recommended in the Administration's Fiscal 1977 budget submission.

Should you or members of your committee desire additional information relating to the Commission's program and budget needs, please contact me or the Commission staff. I look forward to testifying before your Committee's Economic Development Subcommittee on March 15.

Sincerely,

DAVID PRYOR,
State Co-Chairman, Ozarks Regional Commission.

STATE OF VERMONT,
EXECUTIVE CHAMBER,
Montpelier, February 18, 1976.

Hon. JOSEPH M. MONTOYA,
Chairman, Subcommittee on Economic Development,
Committee on Public Works,
U.S. Senate, Washington, D.C.

DEAR SENATOR MONTOYA: The views which follow pertain to your Committee's consideration of the budget needs of the Title V regional action planning commissions. I speak as the governor of a member state and 1975 State Co-Chairman of the New England Regional Commission.

The unemployment rate for the nation in 1975 was 8.5 percent. The rate for New England was 11.4 percent, almost 34 percent higher. In fact, since the 1970–71 recession, regional unemployment has consistently been 25 percent higher than the national average.

Even more disheartening is the indication that while the national rate is going down, New England's is still climbing. The most recent month for which I could get a New England statistic was November when the national rate was 8.3 percent and New England's 11.7 percent—41 percent above the nation.

These statistics should be sufficient to make my point: New England's economy is lagging behind the rest of the nation. The statistical gaps are growing wider. We have the nation's highest power costs, and higher than average construction costs, land prices and government costs. New England's rail transportation system is in constant financial and operational difficulty. Excepting Hawaii and Alaska, we have the highest cost of living of any region in the country.

The Public Works and Economic Development Act of 1965 established, as national policy, the purpose of achieving a closer inter-regional economic parity throughout the country. From a New England perspective, we are falling woefully short in our pursuit of this goal. Let me try to summarize what we, as New England states, are trying to do about it through the instrument of the New England Regional Commission.

The Commission, under Title V of the 1965 Public Works Act, was established in 1967 in search of that objective of inter-regional economic parity. For the first nine years of its existence, it has operated on around $7 million a year, although this year we will be in the $10 million range. This is clearly not an amount of investment that can make any significant impact on the regional economy.

The New England Commission has not had the money for major investments, such as the regional highway network being built by the Appalachian Regional Commission. Our funding level has restricted us to research, planning and demonstration projects.

In 1973 the Commission members took a long, hard look at the structure and activities of the operation. We reorganized. We retooled. From that year, we have concentrated on the three areas of greatest importance to the region: energy, transportation and business development. Programs in these three areas have been geared to the development of policies—policies which will bring the six states together in a common effort to attack regional problems, and Washington policies that aggravate them.

Close to 80 percent of our oil comes from overseas as compared to 35 percent for the rest of the nation. In 1973, the year of the Arab embargo, the price of a barrel of oil rose 300 percent. The estimated cost to the New England economy was $2.5 billion. The Commission's response to the energy crisis had to be both short term and long term. The immediate impact of the embargo was serious shortages, uncertain supplies and fluctuating prices. NERCOM provided the states with practical methods of energy conservation that achieved significant results. We instituted emergency allocation procedures to protect our industries and power generation plants as energy supplies fell short by 30 percent of demand.

We quickly built up, within NERCOM, energy expertise. We initiated studies in such things as allocation and rationing strategies, oil-to-coal conversion and electricity pricing, and kept us up to speed on the chaotic Federal policy front. Looking to the longer range, we opened a dialogue with the Provincial Premiers of Eastern Canada on interregional cooperation. We set up programs to develop a comprehensive regional energy data base and information system to provide us with the capacity to make policy decisions across the whole spectrum of the energy problems from conservation to Outer Continental Shelf exploitation.

We've achieved a state and regional analysis and planning capability that has given us a strong voice in Federal energy policy development.

The same can be said in transportation. This is another area of crisis for New England. The Boston and Maine went bankrupt in 1971. For many years, our entire rail system has been deteriorating, physically and financially. The 1973 Rail Reorganization Act gave the Federal government the predominant role in restructuring the ailing Eastern rail system. For the New England states, this created an urgent need to achieve a collective understanding and competence in rail and related transportation issues to make certain that regional concerns were considered as Federal decisions were made.

The Commission has developed a transportation program aimed at improving the efficiency and reducing the cost of all forms of transportation. The primary emphasis has been on rail rehabilitation. We've given financial and technical assistance to the states and the Commission staff has developed sophisticated planning capability. As capital funding for rebuilding the system becomes available, we are ready to put it where it is most needed.

Our energy and transportation programs are part of a comprehensive economic devleopment strategy. That strategy is currently being defined in a revision of our regional development plan.

The other major element in the strategy is business and industrial development. As I said before, the magnitude of our overall economic problem is such that no programs designed within the confines of a $7.5–$10 million budget can be expected to have a significant economic impact. As in energy and transportation, we have invested in research and pilot projects that we hope will point the way to broader solutions. We have also initiated a program to attract overseas investment and open foreign markets to New England goods. Our most significant pump priming effort was in helping the states accelerate the spending of Federal water pollution funds released from impoundment in 1974.

To get a better understanding of some of our basic difficulties, we organized, last year, a Task Force on Capital and Labor Markets made up of representatives of business, banking and organized labor. Their charge was to recommend policies to attack the region's capital and labor market problems. They reported back in November.

The report made twelve specific recommendations. In relation to capital markets, the most significant innovation was the proposed creation of a privately financed regional fund—the New England Capital Corporation—to supply ten to twenty year debt capital to established and growing companies. A regional municipal bond bank and a new product development corporation were other suggestions. The report urged a public information program to develop more positive attitudes toward economic growth.

To make labor markets function better, the report proposed a series of steps to identify and predict needs, and to recruit and train workers to fill these needs. Included was a loan program to attract workers into critically short occupations, greater coordination of the employment security agencies of the six states, and systematic advice to the region's vocational and technical schools on emerging occupational opportunities.

The Task Force called for greater harmonization of economic policies among the six states. The appeal of the Task Force for better interstate communications and coordination in matters of economic policy both emphasizes the need for a regional intergovernmental economic organization, and the limited success, in this role, of the New England Regional Commission. As the Commission digests the recommendations

of the study group, it remains to be seen how we can reshape our current and prospective budgets to recognize new objectives and start new programs consistent with the advisors' vision of the road to harmonization and revitalization of the regional economy. This is our intention.

We have real difficulties in this regard. We are not operating at a funding level that can be expected to make a significant contribution to overcoming the economic disabilities of the region. The Commission's constantly uncertain life expectancy and consequent short run planning prospective, and the disparity between its mission and its resources, limits the extent of accomplishment that can be expected from NERCOM. Nevertheless, the organization can point to significant achievements.

The six Governors meet regularly to consider regional problems. They have spoken in a reasonably unified voice on national energy and transportation issues. They have initiated inter-regional cooperation with Eastern Canada in both areas. Strong institutional support from the NERCOM staff has provided the Commission with a sound technical basis for policies in these areas.

Communities throughout the region have benefitted from development projects. Programs have focused on specific problems of the separate states with hopeful results. The state management grants and energy office support have provided Governors with needed additional executive capacity. Staff research has added substantially to the recognition of regional needs and opportunities. Real, if modest, achievements have been made in job creation: the staff identifies 904 jobs directly generated by NERCOM programs from 1972 through 1974 and estimates an additional 1,225 jobs generated in 1975.

I have gone to this length in describing NERCOM's efforts to emphasize both the real value and accomplishment of the Commission, and its inability to make any appreciable progress towards the objective for which it was established, the achievement of a closer economic parity with other regions of the country. It does not have the kind of financial muscle required.

If closer interregional economic parity is the goal—and Title V Commissions are to contribute significantly to reaching that goal—they will need the kind of substantial funding orginally envisioned and regularly authorized, but never appropriated.

Sincerely,

THOMAS P. SALMON.

Senator MONTOYA. Do you have a presentation to make?

Mr. HAWKE. Mr. Chairman, I have a statement from Governor James Edwards of South Carolina who is the State Cochairman, and also a letter from Gov. George Busbee from Georgia. Governor Busbee served as State Cochairman until just a few weeks ago. It was the change in our State Cochairmanship that caused difficulties in the Governor attending this hearing.

Senator MONTOYA. They will be made a part of the record at this point.

[The statement and letters follow:]

STATEMENT OF JAMES B. EDWARDS, GOVERNOR, STATE OF SOUTH CAROLINA

As Governor of South Carolina and as States' Cochairman of the Coastal Plains Regional Commission, I have seen planned economic development at work both in South Carolina and the Region. While I have been States' Cochairman only a few weeks, those of us who have worked with Title V Commissions have learned that they are management tools which can do their assigned tasks.

South Carolina and the Region of our Commission has many unmet needs. The States' Governors face these needs daily and continuously. The Title V Commissions with their federal-state partnerships marshall the decision-making mechanism of federal-state-local governments, working in union, to address these needs on a planned priority basis.

Last year, the Congress strengthened the capacity of the Commissions by providing a reasonable increase of funds and broadening the program in four areas. This was a positive and much needed step. This type of support must be maintained by the Congress, particularly in view of the fact that the Coastal Plains Regional Commission, and possibly other Commissions, have expanded their borders. In our case, parts of the states of Florida and Virginia and additional counties in Georgia and South Carolina are now included within the Commission boundaries.

Without going into great detail, the Coastal Plains Regional Commission now brings five Governors together for a discussion of mutual problems and potentials and has engendered a new spirit of interstate cooperation not only among Governors, but among state agencies, local governments, and private citizens. We have come to recognize common problems and potentials of an underdeveloped region of our five states. This interstate cooperation has led to several combined or cooperative efforts in the areas of industrial development, water resources, marine resources development, agriculture and forestry development. Without the Regional Commission, I do not think that this would have been possible.

As I have stated, the Region has many unmet needs. These we will address again as we up-date our Regional Development Plan. Each state will address this issue in its State Investment Plan. For this to be successful, the Commission itself needs to have direct input into its budgetary process just as it has direct input into its planning process.

The Title V Commissions have provided a delivery system for the economic development of underdeveloped regions. The Regional approach has allowed states and local governments a voice in determining programs and priorities for the expenditure of economic development funds.

As long as vastly underdeveloped regions exist, there will remain a need for Regional Commissions. These Commissions can provide the means for solving the basic problems which have caused these underdeveloped areas to lag behind the rest of the country.

OFFICE OF THE GOVERNOR,
Atlanta, Ga., March 11, 1976.

Hon. JOSEPH M. MONTOYA,
Chairman, Subcommittee on Economic Development,
Committee on Public Works,
U.S. Senate, Washington, D.C.

DEAR SENATOR MONTOYA: It gives me great pleasure to have the opportunity to respond to your recent request concerning S 2228, a bill to extend the Public Works and Economic Development Act for three years.

Regretfully, I am no longer the State Cochairman of the Coastal Plains Regional Commission; therefore, I will be unable to testify in that capacity to the Committee on Public Works. However, I strongly endorse the Regional Development Act of 1975 and the concept of the Title V Commissions. In my opinion, the greatest attribute of the program is the partnership approach between the States and the Federal government. This unique concept addresses a very pressing need for a return of a larger portion of responsibility to the States.

I strongly feel that regional commissions can be a hallmark of how best to share not only planning, but also actual responsibility for impelmentation of selected domestic programs.

From my personal observation, I believe the greatest unmet needs of our region are: low per capita incomes, high dropout rates in public schools, rising land values, lack of suitable and diversified economic base and threats to environmentally sensitive areas. In order to satisfy these needs and to ensure good management practices in controlling the commissions, the most meaningful role for a governor is to be able to set policy and be program accountable.

If the Congress, the Administration and the Governors earnestly strive for a genuine partnership, the Title V programs will work and be successful.

Sincerely,

GEORGE BUSBEE.

OFFICE OF THE GOVERNOR,
Atlanta, Ga., February 10, 1976.

Hon. JENNINGS RANDOLPH,
Chairman, Committee on Public Works,
U.S. Senate, Washington, D.C.

DEAR SENATOR RANDOLPH: It gives me great pleasure as State Cochairman of the Coastal Plains Regional Commission to have the opportunity to comment on our Fiscal Year 1977 program and budget request.

Governors Godwin, Holshouser, Edwards, Askew and I have formulated and approved a budget reguest for 17.4 million dollars for Fiscal Year 1977 at a Commission meeting in Charleston, South Carolina on May 12, 1975. This budget is based on a critical

screening of programs and represents those potential public works and technical assistance projects which in the opinion of the Governors would do most to foster economic growth and aid our communities.

In conclusion, it pleases me to respond to your request and to express my desire that you continue to solicit State input each year before the Congress begins its deliberations on appropriations. If the Regional Commissions are to be full and equal partners, we need to be a party to all budget requests and advocates who speak for the Commissions' programs as the decision-making process moves toward appropriation.

Should you need additional information, please let me know.

Sincerely,

GEORGE BUSBEE,
State Cochairman,
Coastal Plains Regional Commission.

Senator MONTOYA. Do you have any statement to make on what is contained there? You may proceed to summarize it, if you wish.

Mr. HAWKE. The letter from Governor Busbee states he strongly endorses the Regional Development Act of 1975 and the concept of the title V commissions.

He goes on to point out the greatest attribute of these commissions is the partnership approach which is created between the States and Federal Government.

He points out this is meeting the pressing needs of our region as well as our individual States.

Governor Edwards of South Carolina expressed his regrets at not being here, Mr. Chairman. He did not receive a copy of your correspondence until last week, which was our fault because we did not get it transferred from our former cochairman.

He did prepare a statement. He also refers to title V commissions. He has observed planned economic development work in South Carolina and in the region as a whole.

He states one of the most important aspects of our commission is the fact that the Governors who work daily with the problems have a chance to sit down and discuss among themselves and with a Federal member to find solutions to the mutual problems which the several States find.

He also commends the Congress for the legislation that was passed last year and the increased funding, and points out the Coastal Plains Commission expanded its region to take in two more States, Virginia and Florida, in the past year. It has also expanded its region in South Carolina and Georgia.

Because of this, the Governors passed a unanimous resolution asking for added funding again next year. He points out that we have also, as has been done in New England, narrowed down our program area to four areas: industrial development, marine resources, agriculture and forestry, and environmental concerns. Also, that we are approaching these problems on a regional basis to find regional solutions.

Senator MONTOYA. Thank you, Mr. Hawke.

Mr. Merriman?

STATEMENT OF RUSSELL MERRIMAN, NEW ENGLAND REGIONAL COMMISSION

Mr. MERRIMAN. I believe Governor Dukakis described the regional approach we have taken in New England and the programs which we have implemented in the areas of energy transportation, and commercial-industrial development.

He mentioned the fishing industry which, with the passage of the 200-mile limit, we feel there is a lot of work that can be done on a regional basis to revitalize this industry.

One of your questions made reference to the vocational training programs of the Commission. We will meet with the commission in 2 weeks to consider a vocational training program for fishermen. The curriculum would include the basics of navigation and fishing. In an effort to see if we can't supply younger people to the fishing fleets.

The concern now of those involved in the industry is that as the fisherman retire there are fewer younger men entering the industry to replace them.

I will be ready to answer any questions.

Senator MONTOYA. What about you, Mr. Womer? We had you the other day before this committee. Can you add to the dialogue that has gone on this morning in light of what the different people have said?

STATEMENT OF STANLEY WOMER, FOUR CORNERS REGIONAL COMMISSION

Mr. WOMER. Mr. Chairman, having appeared before you last Friday and trying to follow Governor Castro this morning, I don't believe that there is very much that I can add to the record.

The only possible exception would be the work that we have done in vocational education. This might be for the record. I think you are fully aware of it.

Our original research back in 1969 or 1970 outlined the network of vocational schools which we should have across the four States, including the four regions. Those have been implemented. You are familiar with some of those: Las Vegas, New Mexico; Espanola; and El Rito.

Senator MONTOYA. And Santa Fe.

Mr. WOMER. Yes. And similar schools have been established in the other States, based upon the original planning work.

More recently the energy crisis has forced us to take another look, and we are now doing the planning for schools for uranium miners, coal miners, oil field workers, people involved in oil shale development; and those schools will be coming along very shortly.

I have nothing more to add, Senator.

Senator MONTOYA. I would like to know from all of you gentlemen who can each answer this question separately how much of the money which the respective regional commissions receive under the funding, pursuant to authorization, how much of this money goes to supplemental grants and projects.

Mr. WOMER. In the first 3 years of the Four Corners Commission almost 100 percent of it was for planning. Following the adoption of our comprehensive development plan we began using supplemental grant programs. Approximately 30 percent has continued in the planning area, 30 percent of our total funding. This year I think it might run higher than that.

Senator MONTOYA. How much goes into supplemental grants and other types of grants?

Mr. WOMER. About 70 percent, as a rough figure, has been supplemental grants from the last 4 years, 5 years.

Senator MONTOYA. How much has been for other types of grants?

Let me start you off this way: How much of this money have you used for administrative purposes? Would you insert this in the record?

Mr. WOMER. I didn't understand your question.

Senator MONTOYA. For the administrative functions of the regional commissions.

Mr. WOMER. Our total administrative costs run 3 or 4 percent, 5 percent.

Senator MONTOYA. Sir?

Mr. WOMER. I would like to compute this and submit it for the record. Around 5 percent, 4 percent.

[The information requested is contained in a submission for the record by John Eden, Deputy Under Secretary of Commerce, and may be found at p. 408.]

Senator MONTOYA. It is a small amount of the total amount received by the different commissions.

Would any of you other gentlemen have this statistic?

Mr. ANDERSON. Mr. Chairman, in the Upper Great Lakes Region our division of program funds is about 60 percent supplemental and approximately 40 percent technical assistance. Our administrative costs would range in the neighborhood, Mr. Chairman, of my office, between 3 and 4 percent.

Senator MONTOYA. What about you, Mr. Hawke?

Mr. HAWKE. I would comment as Governor Dukakis did in New England. We have just in the last 2 years completely reorganized our commission, and our administrative budget and staff has been cut practically in half.

We have at the present time seven professionals on the commission staff. This has been accomplished while we have, at the same time, expanded our region, which I explained earlier.

Our administrative costs run about the same; and being one of the older commissions I would say our break between supplemental and EDA grants are about the same. It is probably a little higher in supplemental grants. I will supply those figures exactly for the record.

[The information requested is contained in a submission for the record by John Eden, Deputy Under Secretary of Commerce, and may be found at p. 408.]

Senator MONTOYA. I have the information here with respect to the participation of all the commissions in the funding of $63 million for the current fiscal year.

On the basis of the budget request submitted by the President for the next fiscal year, $1,603,000 will be allocated to salaries and other positions, other than permanent, and personnel compensation; and $42,116,000 will be for personnel benefits, travel and transportation, transportation of things, rent, communications, utilities, printing and reproduction, and other services, supplies and materials and equipment; then the grant subsidies and contributions.

But the significant thing here is that out of the Administration's $43 million, there would be $30,550,000 for grant subsidies and contributions. So this is a lower figure than the $63 million which was funded for this current fiscal year, which represents a different allocation.

69-393 O - 76 - 9

But I would like to have your individual figures and information to develop a history of how the funds are spent in different categories; technical assistance, supplemental grants, and other outright grants.

Mr. HAWKE. I would be happy to submit that for the record, Mr. Chairman.

[The information requested appears in a submission for the record by John Eden, and may be found at p. 408.]

Senator MONTOYA. How much of your time do you spend in Washington and how much do you spend in your region? Would you give me that information individually?

Mr. PADRICK. Mr. Chairman, in reference to the Pacific Northwest Regional Commission, I would estimate a little less than two-thirds of my time is in Washington, D.C., and a little better than one-third is in the region.

We have, of course, a greater distance to travel than the other commissions, and we have therefore some travel restraints. I usually plan when I travel, to stay out 7 to 10 days simply because of the costs that are involved. It usually means a minimum of two trips out, each month.

Senator MONTOYA. What do you do in each place as Federal Cochairman?

Mr. PADRICK. The office in Washington, D.C., is the principal office of the Federal Cochairman. The responsibilities here are both representing the Federal interests in the commission, and then we review all of the projects, grants, payments, et cetera, that come in, and also attempt to liaison with the Federal agencies here.

Out in the region we attemt to do the liaison with the regional Federal agencies, plus then working directly with the States. In our commission the Federal Cochairman and State Cochairman share the supervisory and other responsibilities for the regional office.

Senator MONTOYA. What kind of liaison do you maintain with the staff of the regional commission?

Mr. PADRICK. Our contact with the staff of the regional commission is continuous. I usually talk with our executive director several times each day.

I have two professional members back here. They are on the phone constantly with the members of the regional office. In fact, because of the heavy load of correspondence and papers and quick need for turn-around, we have installed a telecopier so we can have rapid transmission of documents.

That working relationship takes up a good part of our day here. In fact, the need was so great that the States requested, and I concurred in, placing a man at the regional office full time to help facilitate the working relationship.

Senator MONTOYA. Mr. Anderson?

Mr. ANDERSON. Mr. Chairman, my time is divided about 50–50 between Washington and the region. When I came on the job, recognizing that this was a Federal-State partnership, I sat down with the Governors and discussed it. They were of a feeling that my predecessor had spent too much time in Washington and they would like to see the Federal Cochairman spend a greater share of his time in the region. Consequently, I have made it a point to divide my time about evenly.

When I am in the region, we keep very close liaison with the Governors. When the Governors are busy, as they are, close touch is kept with the Governors' alternates, Mr. Chairman, in discussing our investment strategy and promoting regional projects.

The technical staff is in constant communication, and I would say that the arrangement has been very effective.

Mr. HAWKE. Mr. Chairman, I would say I split my time about 60–40; 60 percent in the region and 40 percent in Washington; the reason being, again like Mr. Anderson, I found when I became Federal Cochairman that there was a lack of recognition of the Federal Cochairman in the region.

The commission had not been very visible, and it was a decision jointly made with the Governors that we would open our commission office in the region and we would move it from Washington.

We put our staff back in the areas where the problems were, where the action was happening, so they would live there and become part of the community.

Up until that time our commission office had been in Washington, D.C.

When I am in the region, it is to work with our commission staff. This has caused some hardships because we used to have the Federal Cochairman and Commission staff side-by-side in Washington which made it very convenient.

Our excess property program which we instituted in the region has been a great benefit to our local States. As the Federal official in charge of this program I must spend time in the region working with our excess property program. Like Mr. Anderson, we meet quite often with our alternates, with our program directors, with people who have project ideas or proposals that they wish to have someone listen to. So we maintain both an office in the region and in Washington, and my time is about 60–40.

Senator MONTOYA. Mr. Merriman?

Mr. MERRIMAN. Mr. Chairman, my time, as Mr. Hawke's, is spent about 60 percent in the region and 40 percent in Washington. This came about when I became Federal Cochairman in late 1972 and early 1973. We had a complete reorganization of the commission and the redirection of the programs.

The Governors felt that they needed closer cooperation with the Federal Cochairman. Consequently, the position of executive director was abolished. The State Cochairman and myself were constituted as the Executive committee and delegated every-day management of the commission affairs. We participate in all decisions, involving the procurement of major services, and personnel and program management. We have this every-day relationship between the Federal Government and the States.

The commission's office in Washington handles the excess property and title X. The Governors felt that with the myriad of problems we had and the redirection of the program, that the more time I could spend in the Boston office where I would be available to them or to the staff on the development of a program would be beneficial to the region.

Senator MONTOYA. Mr. Womer?

Mr. WOMER. I have spent 2 of the last 4 weeks in the region. This is fairly typical; about 50 percent of the time out there.

The commission staff and the Federal Cochairman staff really work as a total of one, with very close daily liaison relationships between both staffs.

Furthermore, we have operated so that the four alternates to the Governors are really part-time staff members doing much of our work. So that while we are scattered over four States, plus Washington, D.C., we have a total staff made up of the alternates, the staff at Farmington, and the Federal Cochairman staff here and in Albuquerque.

Senator MONTOYA. Would you all submit a list of the personnel which attaches to your respective offices, those at the regional level and those at the Federal Cochairman level in Washington.

[The information requested appears in a submission for the record by John Eden, Deputy Under Secretary of Commerce, and may be found at p. 408.]

Mr. HAWKE. Mr. Chairman, I would add we find in Coastal Plains that spending more time in the region has created a closer working relationship between the Federal Cochairman and the Governors and their staff.

This, as Mr. Womer pointed out, has created almost a one-staff situation where we work very closely together. I think it is because we have been willing to spend more time in the region with the staffs and Governors discussing things. We will be happy to submit that.

Senator MONTOYA. The Governors thought there should be closer coordination between the commissions and the economic development district. Do you agree with this?

Mr. ANDERSON. Yes, Mr. Chairman. As far as we in the Upper Great Lakes Region are concerned, we have very definitely made every effort to coordinate our program and our work there with the State, the Federal agencies and the State and local economic districts throughout all three of the States.

Senator MONTOYA. Have you experienced any lack of coordination between the Governors and the economic development districts in your respective areas?

Mr. ANDERSON. I would say in the Upper Great Lakes Region we had just the minimum of that. Each Governor's office in our region has a very close and I think a very good working relationship with each of the economic districts.

Senator MONTOYA. Have any of you other gentlemen experienced any lack of coordination or cooperation?

Mr. WOMER. This was one of the subjects which was addressed at our last commission meeting, which was just last Wednesday, in Denver.

It was stimulated I think because of plans for the revision on the comprehensive plan involving COGs or EDA districts in all four States in which they will be doing a substantial part of the data gathering and participation in the foreign relations of our revised comprehensive plan.

The Governors encourage closer relationship not only at the State level but with the commission. It just so happens that one of our alternates is also the head of one of the EDA districts. So we have developed this very close relationship in New Mexico.

The same is true in Colorado where our alternate was the head of planning and now community affairs. So his relationship with the districts is very close. As a result of that, we cannot help but move in that direction.

Senator MONTOYA. I know that the Four Corners Commission and some of the other commissions have really gone far in the administering or making available excess property to different subdivisions. There is an attempt at repealing this section.

Can you gentlemen tell me, in light of your experience, if you have had any, what your thoughts on this might be?

Mr. WOMER. Can I have someone else talk first?

Senator MONTOYA. Go ahead and proceed, Mr. Womer. We will start with you.

Mr. WOMER. As you well know, this particular program has been extremely well received by the local communities in all of our States. It is one which has done more for the small isolated communities of New Mexico, Arizona and Colorado than almost anything else that we could have done.

There is strong support for the program at the local level, particularly towns and counties and Indian Reservations. I think that we have more than doubled the effectiveness of the Four Corners Commission with this single program. We have plans for continuing the program.

I am very happy that the patterns we, the Four Corners Commission, developed in an early stage have basically been adopted by the commissions.

Mr. MERRIMAN. Mr. Chairman, in New England it has been very beneficial. Each of the States is participating in the program. As the States become more aware of economic benefit their interest and enthusiasm for the program increases.

Since March 1975 when the program began we have transferred more than $15 million to State agencies, cities, towns and public and private universities and colleges.

All of the reports that I get are that it has been a great help to those individuals who have been able to receive the excess property.

Mr. HAWKE. Mr. Chairman, we just reviewed our excess property program at our last commission meeting. We originally embarked on a trial period to see whether it would be beneficial or not, or whether it would conflict with other agencies, such as State surplus.

We did try to pattern our program after Four Corners and received Mr. Womer's advice and counsel in setting it up. We have found it very beneficial. In fact, when the hearings were held on the House side I was inundated with telegrams and letters asking that we make a statement at that hearing. These letters also went to the Governors.

When the question of review came up at the last meeting, the program received immediate support and endorsement by the Governors and the recommendation it be continued as long as possible.

I think that the benefit that Mr. Womer has pointed out has been to our local small communities, little towns. Warrenton, N.C., was one of our low per capita income counties. Areas like this received great benefits from the program.

It has probably doubled the influence that the Coastal Plains Commission has had upon the region. We plan to continue it, based

upon the resolution at the last meeting our program and hope that we will be able to continue the benefit that it has had in the past.

Mr. ANDERSON. Mr. Chairman, in the Upper Great Lakes Region we have strongly emphasized vocational education. When the excess property program authority became available to us, we decided to concentrate on the vocational education field and to devote most of our effort, as far as acquisition is concerned, to the skill centers.

The program has been tremendously helpful, Mr. Chairman, to the development of skill centers throughout our three States.

Senator MONTOYA. Mr. Padrick?

Mr. PADRICK. Mr. Chairman, our excess property program, as you know, is a relatively new program; really only having been in effect from July 1st. It was reviewed by the Governors in December at our last Governors' meeting.

At that time their request was that we continue to expand our service to the region on excess property. We are currently recruiting a professional excess property person for the region and also, in furtherance of the desires of the Governors, opening an office in the GSA regional area which happens to be in Seattle so we can get the best possible service.

I might say generally, Mr. Chairman, I think the excess property not only benefits the recipients, such as smaller communities, but it also I think benefits the Government and taxpayers because I believe we get a higher use of the excess property through this program.

What historically happened is when much of that property sat around it eventually became surplus, and in many cases by the time it finally worked its way down to the States and counties it was in very, very poor condition.

I think now they are getting a better quality of equipment and they are taking better care of it. They are keeping it longer and using it more. All of this helps, I believe, the taxpayer.

The only real problem we are having today is trying to crank up with limited resources to properly service the program.

Senator MONTOYA. Fine.

We will insert in the record some budget questions on title V which were provided by the Department of Commerce.

[The questions referred to follow:]

COMMITTEE ON PUBLIC WORKS
ECONOMIC DEVELOPMENT SUBCOMMITTEE

BUDGET QUESTIONS - TITLE V

COASTAL PLAINS REGIONAL COMMISSION

Question

1. You explain decrease in human resources and industrial development as the consequence of fewer supplemental grant projects for construction of vocational education training facilities and industrial parks. Is this a reflection of a shift in emphasis or priorities? What specific priorities will be addressed in FY 77? There is little indication of specific priorities to which the CPRC will work in FY 77.

Answer

The substantial decrease in funds requested for the human resources and industrial development categories results basically from the Administration's decision to fund the program in 1977 at approximately the same level as was requested in 1976. Historically, these two categories have been the most significant in terms of total funding for this Commission. Thus, it follows that a reduction of roughly 50 percent from current year levels would have to be absorbed principally in them. Because of the many investments in manpower training and vocational education in the three original States--Georgia, South Carolina, and North Carolina--we anticipate a shift in priority away from this category in the future.

Question

2. The CPRC EDP presents an extensive restructuring methodology with respect to alternative regional structures. I have several related questions:

a. How accurate have you found this forecasting model to be in reality of changing economic conditions since its development in 1971?

Answer

The linear programming model developed for the 1971 Development Plan was not intended to be a "forecasting model." Rather, it was designed to show alternative

industrial sector combinations associated with restructuring the Regional economy as a means of reducing the income gap. In the Plan some trend forecasts were made in order to show probable relations between the Regional and national economies. In general, the Region grew a little faster and the national economy a little slower than projected, thus reducing the per capita income gap slightly in contrast with the increase forecast in the Plan.

Question

b. To what extent does the Commission rely on this computer model to determine or influence regional programs and policies?

Answer

Basically, the Commission does not rely on the model in determination of regional programs and policies. The linear programming methodology used in the original Regional Development Plan of the Commission assumed a higher level of funding than materialized as the program developed, assuming also that the major share of resources would have to come from the private sector. Early on, it became apparent that the level of Federal appropriations was to be smaller than anticipated in terms of the extent of the restructuring necessary to any significant degree of accomplishment of the overall goal of the Plan--to eliminate the disparity in per capita income between the Region's population and the rest of the Nation. The impact of the Commission's investments, while significant and measurable in impact, has not been sufficiently large to influence regional economic trends. Thus, the economic model of the plan has not actually been tested in terms of our program activity. At the present time a comprehensive revision of the Coastal Plains Regional Development Plan is underway. The revised Plan will draw on experience of the past eight years. It is not anticipated that it will include a computer-based economic model, as did the original Plan.

Question

c. The projected alternative structure of the economy in 1980 - (that is, closing the income gap) assumes a regional growth rate of approximately 7.5 percent assuming a national rate of 4.2 percent. How has the failure of national growth rate in the last 4 years reflected in the assumptions of the model?

Answer

The failure in the national growth rate in the last four years obviously was not reflected in the model.

Question

d. Who prepared the computer model and what was the cost to the Commission of doing so?

Answer

The computer model was prepared by the Research Triangle Institute of North Carolina under contract to the Commission at a cost of $57,068.

FOUR CORNERS REGIONAL COMMISSION

Question

1. In outlining the program of the FCRC, there is mention that:

> Arizona plans to concentrate on allocation of scarce resources, particularly water resources, among users.
>
> Colorado is into coal and oil shale development.
>
> New Mexico plans around the billion dollar WESCO and El Paso coal gasification plants delayed by inflated construction costs as well as development of alternative energy sources; and
>
> Utah anticipates electrical generation at certain locations as well as oil shale exploration.

Where are the regional priorities of these individual state concerns?

What are the interstate consequences of these proposed demonstration projects?

Answer

> These statements, made in the introductory section of our submission, were intended to indicate the general thrust of development program spending priorities for FY 1977 in each of the states. Because problems and priorities are not identical in each of the states, we believed that such an indication of current state priorities would be useful.
>
> Clearly most of the states are putting increasing amounts of program money into energy development and energy impact projects. While energy development and impact programs were not a regional priority in the Commission's 1972 long-range development plan, such projects will play a most important role in the revised plan to be completed by December 1976. In the interim, the members of the Commission, both by their participation in the Western Governors Energy Policy Office and by instruction to the Commission staff, have indicated their agreement that energy programs must be given a very high priority in future programs.

Arizona, because of its somewhat lower energy development level and also because its water table is lower than that of the other three states, is concentrating effort on making use of available water supply to maximum economic and social benefit. All of our states have water deficient areas and thus water conservation and use is also a key regional priority.

Some of the projects proposed will be demonstration, others public works construction. It is our expectation that the demonstrations, particularly energy conservation, environmental improvement, and water use will have immediate replication value in each of the states in the region.

Question

2. If 70% of the four state job-income gap is found in the Spanish speaking and Indian population, why does the Commission propose a $342,000 decrease in the human resources program in FY 1977?

Answer

This decrease is merely one part of a general decrease resulting from the Administration's determination to hold down levels of Federal spending at this time. (A full explanation of the Commission's FY 1977 budgeting activities is given in the answer to Question No. 4.)

Question

3. Please describe the Manpower study that will be funded to assure the Havasupai Tribe full utilization of the 185,000 acres acquired in 1975.

Answer

The Commission is presently considering the funding of a $30,000 study to conduct a comprehensive manpower survey to identify the occupational skills needed both on and off the reservation to insure optimal development of the 185,000 acre tract acquired by the Tribe. Tribal officials indicate that the primary development thrust will be in the agricultural, retail service and tourism/recreation fields. The study will set out a schedule of the skills needed in these economic fields and outline the steps and timing required to provide competent Havasupai personnel for these occupations and enterprises. As about seventy percent of the

tribal workers are currently unemployed, this important first step should help reverse a difficult employment picture. The Commission is joined in this effort by the Bureau of Indian Affairs, U.S. Department of Interior, and the Havasupai Tribe, and it is expected that the Commission will later assist the Tribe in funding the actual training program recommended by the survey. The project will most likely start about January 1, 1977, and run to December 31, 1977.

Question

4. The Four Corners Regional Commission expects to "expend 45% of its 1977 budget on industrial development, particularly on water supply and water disposal problems" which, according to your budget submission constitute the first step toward added employment and income. Yet the budget request is for $2,451,000, a decrease of $1,527,000 from 1976. Why?

Answer

As previously noted, the 1976 appropriation was considerably above the historical amounts given to the Commissions and higher than the President's request. In arriving at the level in the 1977 request, the Administration had to consider the many competing priorities for the limited funds available for all Federal programs. The President's budget is an attempt to work towards an eventual balanced budget. For the Commissions, it meant returning to the historical level of funding. It will be noted that we eliminated transportation spending entirely, and that industrial development expenditures were reduced by about 40%. We made our smallest reduction in human resource and natural resource (energy) spending because we believed that efforts in these areas must be maintained at something like the level proposed in the $12.7 million budget. Given the increasing construction and other costs in projects, in real terms the 1977 budget is the lowest proposed in the last half dozen years for the Commission's programs.

Question

5. In its natural resources budget justification, the FCRC proposes funding of six energy feasibility and demonstration projects. Why are these not being funded through ERDA?

Answer

The Commission proposes to fund these projects for several reasons. First, ERDA has indicated in its priority statements that it will concentrate on high cost - high technology energy resource development projects during the first years of its program. Second, five of the projects being considered for funding by the Commission are in the energy conservation field; i.e., they look to alternative sources of energy and are low cost - middle level technology in nature, and one is environmental (fly ash utilization) in nature. The Governor members of the Commission recently asked that we pay particular attention to fostering development in energy conservation and environmental effects principally and because ERDA and FEA work is largely in energy resource development.

Question

6. The CPRC EDP contains an extensive regional economic model. Your budget contains a request for $200,000 for a similar program. Could you describe specifically what the intent and nature of the study is?

Answer

In 1972, the Commission and the U.S. Department of Commerce funded jointly two important demonstration projects, one with the State of Arizona for construction of a model to evaluate the economic benefits and environmental impacts of specific economic development projects, and another with the State of Utah to build an economic model to be used in forecasting economic needs and benefits to the state under varying assumptions of growth. These two economic models are now being adopted and will be

used by the other states in the Region. These grants of approximately $50,000 to each state will be made this year to carry the work forward. Arizona will concentrate on refining its environmental tradeoff model to deal more concisely with the entire range of possible economic development projects; Colorado and New Mexico will use their money to adapt the environmental and forecasting futures model to their state planning systems, and Utah will work to build EDD and other sub-state planning units into its forecasting model.

NEW ENGLAND REGIONAL COMMISSION

Question

1. If energy is critical to the development of new industrial and commercial enterprise within the Region, why is energy the Commission's second priority? There appears to be a clearly articulated regional approach to the energy needs. Why are not the full resources of the NERC applied on a first priority basis?

Answer

Energy is one of three interdependent program elements of the Commission's regional public investment strategy, which includes transportation development and commercial-industrial development. The energy program is aimed at helping the region's economic growth that is responding at less than the national rate due to high unemployment and costly dependence on foreign energy resources.

Question

2. Why is a $409,000 decrease in energy sought--continuing ongoing projects at a maintenance level only?

Answer

Energy is the second highest priority in the allocation of requested 1977 funds. It represents 31% of program funds. In order to maintain the Federal spending level proposed by the Administration, NERC will not expand existing energy programs.

OLD WEST REGIONAL COMMISSION

Question

1. The values reflected in the Commission's perception of the Region's problems is distrubing. "An unhealthy reliance upon agriculture for its economic well-being." "The presence of a large Indian population encompassing 27 different tribes." Please explain.

Answer

The term "unhealthy reliance" upon agriculture was meant only in the context that the Region needs a more diversified economy. In terms of economic mix the Region is relatively too dependent upon agriculture for its well-being. It is difficult to develop jobs in the agriculture sector; it is a declining employment industry with increasing mechanization and fewer personnel. Incomes generated by agriculture are too dependent upon unpredictable factors such as weather and international events. While the continuing importance of agriculture to our economy cannot be denied, we seek to acheive a greater diversity of industry. The welfare of the Region would be far better served by a greater variety of industry and less emphasis upon agriculture. As for the second phase of the question, the large Indian population means that a correspondingly large segment of the Region's people are far below median income. The presence of large reservations also removes large amounts of land from the tax rolls. It is an accepted fact that Indian poverty is one of the most difficult domestic problems the nation must resolve, and the Old West Region's large number of Indian tribes makes our program correspondingly more critical.

Question

2. There is little specific justification for FY 77 programs of the Old West Regional Commission. What specific programs are proposed for FY 77 funding?

Answer

Specific programs projected for FY 1977 include these:

1. Human Resources

A.	Education Demonstration Projects.	$200,000
B.	Health and Nutrition Demonstration Projects. (One project in primary medical care and one project in public health)	$250,000
C.	Regional demonstration program to provide vocational training expenses for new incoming industries. Evaluation geared to test appropriateness to particular business climates of Old West States.	$155,000

2. Industrial Development

A.	Second year of three-year program.	$220,000
B.	Supplemental grants.	$410,000

3. Natural Resources

A.	Community Technical Assistance will be revised to include areas that are impacted by mineral development, as well as coal. Emphasis will be on areas actually targeted when leasing begins as opposed to the past approach which tended more to larger substate regions -- and in specific priority areas designated by Governors of participating states.	$1,000,000
B.	Demonstration project for mobile community facilities, to provide facilities in boom towns where populations will peak during construction phase and pass away after. The Commission will undertake demonstration project which builds on Contract work presently being completed. Concepts will build on results of the construction worker profile study, presently being printed.	$600,000

69-393 O - 76 - 10

C. Investigation of alternative modes of transportation from Powder River/ Fort Lincoln coal beds; such factors as feasibility, corridors, costs. $200,000

4. Agriculture and Forestry

A. Acceleration of soil surveys, the first phase of which is now underway. $500,000

5. Recreation and Tourism

A. Evaluation of expenditures of tourism monies with respect to (1) increasing per capita income in the Region; (2) job creation, including summer jobs. This is a major issue in the Commission's program. $25,000

B. A five-state traveling tourist exhibition, patterned on a successful program of the Ozarks Regional Commission, which supplements state programs. $25,000

C. Demonstration project for packaging of international tours with components including regional attractions. Markets will include the Far East, Europe, and Canada. This project builds on recommendations of 1975 report of Stanford Research Institute. $50,000

6. Transportation

A. Demonstration project based on ongoing studies and in conjunction with Secretary of Transportation, as authorized by new Section 513. $300,000

7. Regional Economic Analysis

A. Regional economic modelling, based upon simulation models of Old West states. $50,000

B. Regional economic monitoring refinements and implementation. $50,000

8. Government Services

A. Substate Planning District Grants. $800,000

9. State Investment Planning $625,000

Question

3. Does the Commission plan to continue funding of the Mountain Plains Vocational Education project conducted jointly with National Institute of Education?

Answer

It is the position of the Administration, endorsed jointly by the Secretaries of Commerce, Labor, and HEW, that direct Federal funding for Mountain Plains be phased out, and indirect funding through existing sources such as CETA, be pursued. There are no funds in the Old West budget for Mountain Plains in 1977. The Old West Governors endorsed the concept of Commission sponsorship for the facility, provided additional funds are made available for the purpose.

Question

4. In FY 76, the Commission funded an investigation of the socio-economic impact for energy development on the Crow and Northern Cheyenne Indian Reservations. Is this study completed? If so, please submit a copy for the record.

Answer

The Crow and Northern Cheyenne Indian project was approved by the Commission December 11, 1975. Work has just begun on the overall project plan.

Question

5. The Commission also funded an investigation of possible weather modification due to new energy processing facilities being located in the region as well as a project seeking to stop the eutrophication and deterioration of lakes in South Dakota. Why were these not funded by ERDA, EPA or Weather Bureau? Does the Commission fund projects which are denied funding through existing agencies?

Answer

The Commission does not fund proposals which have been rejected by other agencies. All prospective projects are coordinated with interested Federal agencies before they are recommended for funding. The projects referred to here, euthrophication of lakes and inadvertent weather modification, represent fields of great interest to various Federal agencies, but they are not high enough in priority to be funded at this time. Our priorities do not necessarily coincide with those of other agencies, however. In several cases we have felt questions, which have yet to be addressed by major agencies, are so critical to our Region that we must undertake them prior to their active consideration by other agencies. In the case of weather modification investigations, this is a continuing part of the original 1974 coal impact work for which the Congress specifically earmarked $2 million. Another factor which avoids conflict with other Federal agencies over funding of various research is actually resolved by the Commission because, through a computerized research information service, it has become the focal point for consultation among Federal agencies funding energy-related research in and near the Region.

Question

6. A $600,000 increase is proposed in FY 77 for sub-state planning districts. How do these local development districts interact in the Commission's planning process?

Answer

There is a close link between Commission planning and the process performed by the sub-state planning districts. Unless the contribution by the sub-state districts is accurate and effective, the input from the states and the consequent decisions by the Commissions will be faulty. The entire process is no better than its weakest link, and since very few of the Old West sub-state districts are funded by the Economic Development Administration, they have found the assistance of the Commission to be critical to an effective performance.

OZARKS REGIONAL COMMISSION

Question

1. More than 15 million people now live in the redesignated Ozarks region. Yet the most substantive program proposal appears to be in recreation and tourism--known as the "Five States of Leisure." Is this the ORC's most pressing priority? Does the Commission believe recreation and tourism to be the most cost-effective path to closing the income gap?

Answer

The Ozarks Regional Commission FY 1977 budget proposal shows a request for recreation and tourism development of $400,000 or 7% of the program request. Of this $400,000 not more than $50,000 or approximately 1% of the program budget will be for the Five States of Leisure program; the balance for public facility projects to assist public recreational areas and specific feasibility studies as noted in the budget submission. The ORC believes that public facility projects which have a direct industrial development linkage are its most effective income building tool and the vast majority of ORC funds are so placed.

Question

2. Why are proposed demonstration projects in alternative energy utilization and control of saline water problems being postponed until 1978?

Answer

The alternative energy utilization and saline water projects are deferred because they cannot be effectively accomplished at the FY 1977 budget level request without deferring other projects deemed more cost effective and of more immediate concern to counter underemployment and low income.

Question

3. Please describe the nature of the ORC's foreign trade expansion program.

Answer

The Commission through a technical assistance contract provided the operation of a domestic and international transportation and marketing information center for business firms and public authorities concerned with expansion of cargo on the Region's inland waterways to foreign markets.

In the period September 3 through December 2, 1975, an International Trade Orientation Conference was held in Little Rock, Arkansas, in cooperation with the State of Arkansas and the U.S. Department of Commerce. A similar conference is being organized for Oklahoma.

In this period 28 inquiries from businesses in the Region were served by the center, concerning products such as aluminum extrusions, portable pumps, canned and frozen chickens, pipeline products, canned vegetables, hardwood products and frozen seafood.

The Commission set aside funds to assist each state in stimulating foreign trade. Arkansas has utilized $15,000 of these funds to help produce a film of Arkansas opportunities for trade between the state and European businesses, which was presented in London by a business and government delegation headed by Governor David Pryor. The London session was participated in by British trade officials and business leaders including then Ambassador Elliot L. Richardson.

PACIFIC NORTHWEST REGIONAL COMMISSION

Question

1. According to the budget submission, during FY 1976, the PNRC established project selection criteria "designed to place a greater emphasis on the overriding problems facing the Region.." What are these overriding problems?

Answer

The Pacific Northwest Regional Commission has identified the following priority problems: energy, forest productivity, agriculture, international trade, and, so far as possible with the funds available, assistance in creating new job opportunities in the private sector.

Question

2. You indicate comprehensive training programs will be undertaken to meet special requirements or organizations located in the Region. Is this targeted training for specific individual industrial enterprises?

Answer

Communities in the Northwest are often presented with the opportunity to reduce unemployment and under-employment when a new or expanding firm plans a large investment based on the availability of an adequate supply of skilled workers. Current vocational education training programs are based on projected need and cannot respond to unpredicted demand without maintaining expensive facilities in excess of capacity. The Commission program assists in providing accelerated training to meet such an unpredicted demand and is conducted in conjunction with specific individual industrial enterprises and the staffs of established vocational education schools. In many respects, the program resembles the very successful much-documented ones used for many years in South Carolina and Oklahoma. In addition, training programs to assist in the rehabilitation of inmates of correctional institutions reflects the Commission's effort to meet special job training needs.

Question

3. Please explain the statement (on P.28): "In an effort to improve economic opportunities of the rural poor, the disadvantaged, and the minorities, the Commission will attempt to increase their potential in gaining access to the labor force." How?

Answer

The efforts noted in responses 2 above and 4 below reflect our current attempt to address the problem of improving economic opportunities of the rural poor, the disadvantaged, and the minorities. In addition, the Commission's Task Force on Human Resources will be developing additional projects designed to alleviate these problems.

Question

4. What are "mobile learning centers?"

Answer

Most small rural schools in the Pacific Northwest lack the funds to maintain permanent facilities to provide technical vocational education training. This study would determine the feasibility of mobile facilities which could be moved from one site to another on a rotating basis. If the study determines that the concept is feasible and the cost reasonable in relation to return, application for funding would be made to HEW and DOL. In addition, at the request of Senator Jackson we are assisting in providing floating classrooms to service the vocational education needs in the San Juan Islands.

Question

5. How does the Commission propose to reduce the Region's reliance on agriculture and forest products?

Answer

Reduction of regional reliance on agriculture and forest products is being attacked in three ways:

a. The training programs noted under response 2 above which are designed to encourage industrial expansion and the location of new industrial plants.

b. Stabilization of the agricultural and forest industries which have been highly cyclical in the past. This stabilization is being undertaken through forest incentives and productivity programs to improve management of the forest products and through negotiation with the Japanese to encourage long-range trade agreements for the purchase of finished lumber to counteract declines in the domestic housing market.

c. To reduce reliance on one or two major crops such as wheat, diversification of agricultural crops, e.g., soybeans and grapes.

Question

6. A number of proposed projects in the natural resources area suggest an overlap of jurisdiction with existing agencies and programs - for example, the application of pond rearing principles in artificial and natural production of salmon and steelhead trout and alternative uses of warm water discharged by atomic energy plants. Is funding through National Marine Fisheries Service and ERDA (NRC) not available?

Answer

The Commission attempts to avoid competition or overlap with the programs of other Federal agencies. However, in many cases those agencies lack money to provide funding for programs considered as high priority by the Commission. In the two examples cited, the Commission is working closely with the appropriate Federal agencies. In the case of pond rearing for fish, we are working closely with the National Marine Fisheries Service and the U.S. Fish and Wildlife Service. Neither had funds available during Fiscal 1977 nor in the foreseeable future for such projects. In the case of warm water irrigation, we are working closely with ERDA although they, too, were unable to provide any funding for the project. We are hopeful that a substantial portion of the future funding for the warm water project can be provided by ERDA or other Federal agencies.

Question

7. Regional economic analysis by the Pacific Northwest Regional Commission is well defined and appears to be a recognized priority in regional planning. How have other Title V regional commissions benefited from your experience in regional economic planning?

Answer

The results of our regional economic analysis are only now coming to fruition. Therefore, we have not been able yet to share the full benefit of our experience with other Title V Commissions. We will of course, attempt to do so in the future and have begun a series of informal meetings with other Commissions on selected topics of mutual interest.

Question

8. Agricultural programs and projects for FY 1977 centers on very specific pest control, secondary (2,4-D) herbicide consequences in the grape industry, and marketability of a new soybean strain suitable for growth in the northwest. Again, how do these projects relate to the stated regional priorities? Why have they not been funded by existing line agencies such as Ag., AMS, ARS, etc?

Answer

Each of the agricultural projects has a truly regional impact and in many cases, the impact is unique to the Pacific Northwest. The existing line agencies have not funded these projects for two reasons: one, the problem and/or its solution are unique to the Pacific Northwest and therefore not of overwhelming nationwide interest; or, two, funds have not been available or have not been available in a timely fashion.

Question

9. The energy program in FY 1977 proposes to develop energy supply and demand models and facilities siting. One million dollars is being sought in FY 1977. Is the Commission aware of the "Energy Supply/Demand Alternatives" Methodology prepared for the Appalachian Region?

As presently understood, the methodology developed is applicable to any defined region. Wouldn't it make sense--both fiscally and programmatically for all the regional commissions to be singing off the same song sheet--especially in view of the National urgency to develop rational energy policies. Does it make any sense at all for each region to finance separate supply/demand models?

Answer

The staff of the Commission's Energy Policy Project is very much aware of the Appalachian Energy Model. Throughout our energy study we are attempting to maximize on the use of existing data and methodology and are only breaking new ground when conditions unique to the Region dictate that we do so. PNW also coordinates its activities with the other Title V commissions.

UPPER GREAT LAKES REGIONAL COMMISSION

Question

1. According to the Commission, the regional job gap is estimated at 51,400 by 1980. The Commission has said its primary objective is to generate at least 11,000 new jobs by 1980- at a projected cost of $33,000/job or $9,000 in public funds. $99 million dollars by 1980. To begin the Commission is requesting $5.5 million in FY 77. Do you believe the Commission's goal of $99 million in three years (or 11,000 jobs at $9,000 jobs which presuming a private investment of $24,000) is realistic?

Answer

The Commission's current three year plan (and the previous five year plan) does not intend to attempt to unilaterally close the job gap of some 51,000 jobs by 1980. It is expected that other Federal, state, local, and private investments will also be attracted to the Region during this period, if the basic infrastructure investments recommended by the Commission are implemented. The Commission believes that these additional investments would definitely be made if a business tax incentive program were instituted as also recommended in the long-range plan.

The recommended budget for FY 1977 is based on overall government spending limitations. The long-range plan estimate of $99 million over these years is based on the estimate of what the Upper Great Lakes Regional Commission could be expected to effectively invest in a regional development program.

Senator MONTOYA. Thank you very much, gentlemen. I have an appointment at 12. I want to thank you for coming before us.

Mr. ANDERSON. Mr. Chairman, may I just call your attention to one recommendation that Governor Anderson incorporates in his statement.

I will just read one sentence. He is talking about supplemental grants. He says, "In this regard, I would recommend that the committee update Section 509 of the Act to include additional Federal grants, with the similar section of the Appalachia Regional Commission."

We feel that the supplemental grant authority is very, very effective in our region, and if this could be done, I think it would be very good.

Senator MONTOYA. Thank you very much, gentlemen.

We will stand in adjournment until tomorrow morning at 9:30.

[Whereupon, at 12 noon, the subcommittee recessed, to reconvene at 9:30 a.m. on Tuesday, March 16, 1976.]

[A statement from John W. Eden, Deputy Under Secretary of Commerce follows:]

STATEMENT OF JOHN W. EDEN, DEPUTY UNDER SECRETARY OF COMMERCE, AND ACTING SPECIAL ASSISTANT TO THE SECRETARY FOR REGIONAL ECONOMIC COORDINATION

Mr. Chairman and members of the committee, I appreciate the opportunity to appear before this Committee to discuss the 1977 budget request for the Regional Action Planning Commissions.

The 1977 budget request to the Congress for the Regional Commission program is $42,200,000. This amount is substantially the same as was requested for fiscal year 1976, the current year. The Congress, however, appropriated $64,068,000 for 1976, and the 1977 budget request, therefore, reflects a decrease of $21,868,000 from that appropriation. The Administration believes the 1977 request is the appropriate level at which the program should be funded.

ALLOCATION OF FUNDS

We are recommending that the 1977 budget request be allocated equally among the seven Regional Commissions. We are, of course, aware of the statement in the Conference Report on H.R. 4073 recommending that a formula be used. We concluded, however, that application of the formula to the 1977 budget request would reduce some of the Regional Commissions below a level at which they can operate effectively.

With equal allocation each Regional Commission would receive $5,950,000. If the formula of the Conference report were to be applied, four of the commissions would receive less than that amount while three would receive more. If fact, two of the older commissions would receive less than they received in fiscal year 1975 when the total appropriation amounted to $38,517,000.

ORGANIZATION

Since this Committee undertook its budget review last year, two Commissions expanded their boundaries. On March 19, 1975, the coastal Plains portions of Florida and Virginia were added to the Coastal Plains Region and on December 31 the Piedmont areas of Georgia and South Carolina were added. In the southwest, the Four Corners Regional Commission expanded to a whole-state organization on June 16, 1975 by adding 46 counties of Arizona, Colorado, New Mexico, and Utah which had originally been excluded from the region.

Thus, the seven Regional Commissions formed under Title V of the Public works and Economic Development Act today include all of 23 States and parts of an additional 8 States.

Public Law 94–188, approved on December 31, authorizes separate funding for the first two full fiscal years for any new commission which may be formed. We are not requesting funds in the 1977 budget for this purpose. No requests for designation of a region have been filed with the Secretary of Commerce although there is preliminary interest among several States in forming new or joining existing Commissions. The Secretary is inviting the Governors of Texas, New Mexico, Arizona, and California

to consider the formation of a regional commission along the border with Mexico. This invitation carries out the intent of the Congress expressed in section 209(c) of Public Law 94–188.

LONG-RANGE COMPREHENSIVE PLANS

One of the functions of Regional Commissions is to develop long-range comprehensive plans to document the problems of their regions, propose strategies for dealing with those problems and define program activities to achieve regional goals. Public Law 94–188 requires that such plans be provided to the Congress no later than April 30, 1976.

The five original Commissions are in varying stages of revising and up-dating their plans. Two days ago, for example, we held an inter-agency review of the proposed revision of the Ozarks plan. Before April 30 each Commission will submit to you its plans as they currently exist together with a statement or outline of the proposed revisions. The two newer Commissions are in the last stages of completing their initial comprehensive plans and copies of those plans will be provided to you even though they probably will still be in draft form.

We see this planning effort, not as the production of a document to file on some shelf, but as a continuing process which enables each commission to develop its priorities over a period of time and to shift its emphasis as objectives are reached or as needs change. The need for such adaptibility was well summarized by Senator Montoya when the conference report on H. R. 4073 was considered by the Senate. He said:

> "When we passed the Public Works and Economic Development Act in 1965, we in the Congress responded to conditions of economic lag that characterized most of the regions. Today, those conditions are considerably different. Many of the regions now confront the dual problems of managing and facilitating growth in some parts, while trying to stimulate and enhance it in others. Also, the urban areas of the regions, as well as the previously emphasized rural ones, in many cases now present equally compelling development problems in their own right."

PROGRAM STRUCTURE

The priorities of each commission vary, although in presenting their budget requests, the Commissions generally follow common program categories: human resource development, industrial development, natural resources development, energy, agriculture an forestry, recreation and tourism, transportation development, regional economic analysis, government services and state investment planning.

An essential feature of the priority setting process in each commission is the fact that the Governors of the States actively participate with the Federal Cochairmen in establishing strategies and in approving programs and projects. The Secretary of Commerce coordinates the activities of the Federal Cochairmen and provides them with policy guidance, but usually does not enter into individual project decisions.

1977 PROGRAM EMPHASIS

While priorities differ, the Commissions will devote their major efforts toward natural resource development, job creation and skill training, industrial development, and dealing with problems of transportation and energy development impact.

In the aggregate, the Regional Commissions estimate that their 1977 funds will be used in the following program categories:

	In thousands of dollars
Energy	$3,150
Human resources	5,269
Industrial development	10,514
Natural resources	6,009
Agriculture and forestry	1,700
Recreation and tourism	1,600
Transportation	3,390
Regional economic analysis	1,832
State investment planning	3,215
Government services	1,100
International trade	215
Total	37,994
OREC	50
Total program	38,044
Administration	4,156
Total	42,200

Mr. Chairman, this concludes my prepared statement. I would be pleased to attempt to answer any questions which the Committee may have.

EXTENSION OF THE PUBLIC WORKS AND ECONOMIC DEVELOPMENT ACT OF 1965 AND TITLE V REGIONAL COMMISSIONS

TUESDAY, MARCH 16, 1976

U.S. SENATE,
COMMITTEE ON PUBLIC WORKS,
SUBCOMMITTEE ON ECONOMIC DEVELOPMENT,
Washington, D.C.

The subcommittee met at 9:40 a.m., pursuant to call, in room 4200, Dirksen Senate Office Building, Hon. Joseph M. Montoya [chairman of the subcommittee] presiding.

Present: Senators Randolph [chairman of the full committee] and Montoya.

Senator MONTOYA. The committee will be in order.

Senator RANDOLPH. Mr. Chairman, I would like to present some guests visiting our hearing today. They, of necessity, have another appointment and will have to leave soon.

Suzanne Knott, a teacher in Jefferson High School in Jefferson County, is here with some of her students. I am sure that you and all of us welcome their intense interest which we feel is an interest that is prevalent among the young people of the United States in the subject matter being discussed here today.

Senator MONTOYA. Thank you, Mr. Chairman. We certainly welcome your constituents here. I want to say to them publicly—and I sincerely mean it—that you, as chairman of the full committee, have had a great deal to do with developing the concept of economic development in areas of high unemployment, of which West Virginia was 1 year ago and, through legislation which you forged and worked for and passed in the Congress, West Virginia and the other States in Appalachia have really been able to realize meaningful economic development.

Senator RANDOLPH. Thank you, Mr. Chairman. And thank you, Suzanne, and all the young people of the group who are here today.

Ms. KNOTT. Thank you.

OPENING STATEMENT OF HON. JOSEPH M. MONTOYA, U.S. SENATOR FROM THE STATE OF NEW MEXICO

Senator MONTOYA. We begin our second day of hearings on legislation to extend the Public Works and Economic Development Act.

Yesterday we were privileged to take testimony from three Governors who serve as State Cochairmen of title V Regional Commissions and five of the Federal Cochairmen, in addition to the presentation

69-393 O - 76 - 11

of testimony in absentia by other Governors through their agents here yesterday.

Today we shall hear from representatives of Multi-County Development Organizations under EDA's District program. We shall hear from representatives of urban organizations about economic development and the cities; a representative of the National Association of Counties; and a professional planner of national reputation.

Tomorrow we will wind up this series of hearings with witnesses from the Administration.

Let me say that EDA's District program has been considered for sometime one of the more successful programs. It has demonstrated that communities can achieve a great deal more working together than working alone, often against each other in the past.

It has demonstrated that an area comprising a number of counties is a sensible planning and development area. Our cities are well along in realizing that economic development is an important function of City Hall.

Their share of the EDA Budget has been modest up to now. But more and more cities are being added as EDA eligible areas.

The Administration has proposed a 3-year extension of the Act. I think this subcommittee will concur in that request. Most of you undoubtedly know that the Public Works Committee has ordered reported a new jobs bill. It is very much like your S. 1587 as reported to the Senate last July by this committee.

At present unemployment levels, $1.375 billion will be authorized but it could go as high as $2 billion if unemployment should rise.

Funds are again provided for EDA working capital loans and for the Job Opportunities program.

Finally, I am sure you all know that the Administration has cut back substantially, in its 1977 request for EDA funds, $223 million, I believe. Last year, Congress provided $360 million, but only $290 million was requested.

I am impressed that EDA requested more, or $600 million, for 1977 in its initial budget presentation.

[The bill S. 2228 follows:]

94TH CONGRESS
1ST SESSION

S. 2228

IN THE SENATE OF THE UNITED STATES

JULY 30 (legislative day, JULY 29), 1975

Mr. RANDOLPH (for himself, Mr. BAKER, Mr. MCCLURE, and Mr. MONTOYA) introduced the following bill; which was read twice and referred to the Committee on Public Works

A BILL

To amend the Public Works and Economic Development Act of 1965 to extend the authorizations for a three-year period.

Be it enacted by the Senate and House of Representatives of the United States of America in Congress assembled, That section 102 of the Public Works and Economic Development Act of 1965, as amended (42 U.S.C. 3121 et seq.), is amended by inserting after "June 30, 1976," the following: "September 30, 1977, September 30, 1978, and September 30, 1979,".

SEC. 2. Section 105 of such Act, as amended, is amended by striking out the period at the end of the first sentence and inserting in lieu thereof a comma and the following: "September 30, 1977, September 30, 1978, and September 30,

1979.", and by inserting in the third sentence after "June 30, 1976," the following: "September 30, 1977, September 30, 1978, and September 30, 1979,".

SEC. 3. Section 201 of such Act, as amended, is amended by deleting in subsection (c) "and June 30, 1976." and inserting the following in lieu thereof: "June 30, 1976, September 30, 1977, September 30, 1978, and September 30, 1979.".

SEC. 4. Section 303 of such Act, as amended, is amended by deleting in subsection (a) "and June 30, 1976" and inserting the following in lieu thereof: "June 30, 1976, September 30, 1977, September 30, 1978, and September 30, 1979".

SEC. 5. Section 304 of such Act, as amended, is amended by inserting in subsection (a) after "June 30, 1976," the following: "September 30, 1977, September 30, 1978, and September 30, 1979,".

SEC. 6. Section 403 of such Act, as amended, is amended by deleting in subsection (g) "and June 30, 1976," and inserting the following in lieu thereof: "June 30, 1976, September 30, 1977, September 30, 1978, and September 30, 1979,".

SEC. 7. Section 404 of such Act, as amended, is amended by deleting "and June 30, 1976," and inserting the follow-

ing in lieu thereof: "June 30, 1976, September 30, 1977, September 30, 1978, and September 30, 1979,".

SEC. 8. Section 509 of such Act, as amended, is amended by deleting in subsection (d) "and June 30, 1976," and inserting the following in lieu thereof: "June 30, 1976, September 30, 1977, September 30, 1978, and September 30, 1979,".

SEC. 9. Section 905 of such Act, as amended, is amended by striking out the period at the end thereof and inserting in lieu thereof a comma and the following: "September 30, 1977, September 30, 1978, and September 30, 1979.".

Senator MONTOYA. We have with us this morning Mr. Charles Paul, Immediate Past Chairman of the Southeast Alabama Regional Planning and Development Commission, an Attorney from Geneva, Alabama; and also representing the National Association of Regional Councils, Ms. Agnes McCartney, Vice President of the Economic Development Council in northeastern Pennsylvania.

We have them at the witness table. We will try to handle them as we did yesterday with the Governors; namely, in panel fashion.

If you will proceed, Mr. Paul, and then Mrs. McCartney will follow you. Then we will ask you both some questions. We certainly want to welcome both of you before this committee.

STATEMENTS OF CHARLES RALPH PAUL, IMMEDIATE PAST CHAIRMAN, SOUTHEAST ALABAMA REGIONAL PLANNING AND DEVELOPMENT COMMISSION AND MS. AGNES McCARTNEY, VICE PRESIDENT, ECONOMIC DEVELOPMENT COUNCIL, NORTHEASTERN PENNSYLVANIA

Mr. PAUL. My name is Charles Ralph Paul. I am a practicing attorney in Geneva, Alabama, and the immediate past Chairman of the Southeast Alabama Regional Planning and Development Commission.

Mr. Chairman, the Economic Development Administration and the programs which that organization administers should be extended and adequately funded, for a minimum of 3 years beginning July 1, 1976.

The Economic Development Administration and the various programs which it has administered since 1965 has stirred new hope and confidence in rural America. The Economic Development Act is genuinely constructive legislation, in that it gets to the heart of the problem at the local level, with local leadership establishing the order of priorities, and long range development planning so urgently needed for the total development of our Nation.

As an Alabamian, I am especially proud because I have been a member of the Board of Directors of the Southeast Alabama Regional Planning and Development Commission since its inception in September of 1969.

We refer to our Regional Planning Commission, which also doubles as an Economic Development District, as our "Professional Service Organization," whose goal and purpose is to develop, coordinate, research, analyze and recommend to our local elected officials and civic leaders of our communities, the mechanics required in the orderly growth process.

I think it would be amiss for me to try to cover the whole concept of this economic development program.

But let me restrict my remarks specifically as related to my experience with an economic development district for 6 years and its planning aspects and what it has done in relationship to the economic development in our communities, because I have alluded to the fact that it has been, and is, a backbone for good sound economic development growth in the rural community.

During the period 1966 through 1968, the seven counties served by our Economic Development District found themselves lagging behind the rest of our Nation, due to out-migration and the low family income levels.

Although the counties are contiguous to one another, there was no effort on the part of any county to consult with neighboring counties, on the various problems or the solutions to these problems.

In early 1969 due to the initiative of numerous local leaders within the seven county area, and the administrative and financial assistance from the Economic Development Administration, the Southeast Alabama Regional Planning and Development Commission came into being, but we have just scratched the surface.

Because of this action, all member counties became united in the common goal, of raising the economic status of all of our citizens and the establishment of priorities required for the total development of the Region.

Mr. Chairman, we are proud of the results that we have attained to date, yet we fully realize that unless we continue the cooperative effort of the multi-county development process, we will regress to the habits of old, thereby creating a splintering effect to the total development process.

Upon initiation of our Economic Development District, we developed an overall economic development program, keeping in mind that our first priority was to stop the out-migration and at the same time increase the family income of the citizens we serve.

An illustration of our success can be seen in the following statistics. Four of our member counties showed a decrease in population estimates in 1973, utilized by the Department of Commerce for disbursement of Revenue Sharing funds reflected an increase in population of all member counties with the exception of one county [Dale] and this particular county's population was due to the military cutback at a peacetime economy at Fort Rucker, Alabama.

I cut an eye off an Irish potato and that made one-eighth of a potato, but when I plant it I plan to get eight or 10 pounds out of that plant. That is what is done with what money you have been giving us. We are not belittling that, but it has multiplied some 8 times over. We have had a part and paid a part during these 8 years.

At the same time, the family income in each county registered a substantial increase even though we have not attained the national average. During the period 1969 through 1972, we were able to lower the unemployment rate below 4 percent and in 1973 we attained our lowest level of unemployment, at 3.7 percent.

The effects of the recession was felt in our Region during the summer months of 1974 and reached its peak in 1975 when our annual unemployment rate attained a level of 8.67 percent. At the present time, our District has an unemployment rate below the national average.

We are convinced that the cooperative effort on the part of our member governments which we have experienced in the last 6½-year period will enable us to remain below the national unemployment level if we are able to continue the orderly planning process so urgently needed at all levels of government, utilizing the Economic Development District Concept.

Mr. Chairman, that is enough about southeast Alabama, I would like to address the District program in general. The District concept enables counties experiencing similar economic problems to join together into a viable economic energy.

Local public officials and the leaders of business, financial, labor, and other economic interests have an opportunity to identify their problems and to develop their own Economic Development program based on local needs, objectives and priorities, consistent with their local resources and the limited aid available from State and Federal programs.

One of the major objectives of the District program is to improve the management of the fragmented maze of Federal and State programs available to local communities. While the foremost concern of the District is to marshal local public and private resources into a cooperative team, it is ofttimes necessary and sometimes mandatory to turn to the State and Federal governments to supplement these resources.

Due to the large number of Federal assistance programs, each with its own regulations and guidelines, many of these programs have been confusing and sometimes unresponsive to local needs and priorities.

Economic Development District activities result in increased awareness of the requirements of these programs, thereby assisting the local decision makers to better integrate the delivery of services and benefits to their communities.

In turn, this assures progress towards meeting the Administration's goal of reorienting Federal programs to meet the State and local needs and to do so in a way that achieves effective and cost-efficient use of available funds at the Federal, State and local level.

One of the primary functions of the Economic Development District is to serve as a forum for reviewing potential project activity for the purpose of identifying those projects which are most consistent with local priorities and with Federal and State program guidelines.

By developing and promoting only the most worthwhile projects and by continually improving their design, the Economic Development District helps to reduce the number of aid requests that would otherwise be submitted to State and Federal programs. Consequently, Federal program managers may more readily identify the local projects that should be funded with their limited funds.

Another major objective of the District program is to improve and expedite the mechanism for bringing about active and meaningful liaison between all levels of government. Economic Development Districts are more than a delivery system for public works projects—they play in important role in translating national and State goals and objectives, into local priorities, and in assuring that local priorities are taken into consideration in setting these goals and objectives.

Economic Development Districts, Substate Districts, Councils of Governments, and so forth, should be viewed as omnibus organizations engaged in providing the following services:

A. Professional resources in the disciplines required for the total development process to local jurisdictions.

B. Stimulating cooperation among local jurisdictions.

C. Taking initiative in development opportunities, including those which may be accomplished with local resources exclusively, as well as those requiring EDA or other federal agencies or State assistance.

Economic Development Districts which do not receive planning grants are at a distinct disadvantage in establishing and carrying out effective development programs. In order to be effective, a district

organization requires the services of a professional staff to work with the local governments in identifying problems and in seeking solutions to these problems through a continuous process of community consultation, coordination and project implementation.

Our index of the unmet needs and demand for this program is the number of district proposals submitted by the States. At this time, there are over 100 districts which have been designated and authorized at the request of the Chief Executive of States and for which no planning grant funds are currently available.

These districts serve over 500 counties and nearly 10 times that many municipalities. If the funds appropriated for providing administrative support grants to the neediest of these districts are withheld, the people who reside there will in all probability, interpret the action as an attitude of indifference to their economic plight and to their efforts to help themselves.

Mr. Chairman, the positive results attained in our Economic Development District in southeast Alabama have been many. Yet, we are fully aware that we have only scratched the surface as to the total development requirements and needs of the area we serve.

Our program is active solely due to the Economic Development Administration and today we perform services and coordinate all activities relating to the expenditure of State and Federal tax dollars throughout our seven county region.

Because of our Economic Development District, we are now experiencing effective land use planning in the majority of our municipalities and in the unincorporated areas in several of our counties.

Recreational facilities are being developed at an accelerated pace as well as our long range planning for solid waste, transportation, water and sewerage, to name a few. At the present time, eight of our communities are in the implementation stage of upgrading housing, utilities, streets, storm drainage and other services because of the action of our Economic Development District Staff in its administration of EDA, HUD, HEW, BOR and Farmers Home Administration programs.

In addition, within the last 2 years, we have entered into the area of Human Resources and at the present time, administer three Head Start programs, as well as the Senior Aides program, sponsored by the National Council of Senior Citizens.

The Board of Directors of the Southeast Alabama Regional Planning and Development Commission are convinced that the multi-county, one professional staff concept, made up of selected disciplines and established on a nonprofit basis, is the most efficient and expeditious solution to local government in the total development process.

It allows local governments to explore various methods and techniques in solving existing problems and to plan properly to preclude problems of the future.

Mr. Chairman, the Economic Development Administration is a federal agency which has attained results in every area of its operation. It has strong support at both the State and local level because of these positive results.

Too often we hear of programs which continue to be funded with huge sums of moneys, yet the results have been negative in many areas. The Economic Development Administration, since its inception,

has been an agency of positive results and has had very few if any major problem areas.

I urge this committee, on behalf of my colleagues who serve on the Boards of Directors of the Economic Development Districts across this nation to not only extend the Economic Development Act for a minimum of 3 years, but that the Committee strongly urge the Congress to increase the funding of this extremely worthwhile program which has a record of positive results. These results have been obtained with token funding in the past and it is now time for a proven program such as the Economic Development Act to receive its fair share of the tax dollars, if we are truly concerned with the total development of our Nation. Thank you.

Senator MONTOYA. Mr. Paul, do the respective counties which the Development District serve contribute into this pool?

Mr. PAUL. They do so.

Senator MONTOYA. And on what basis?

Mr. PAUL. On a per capita basis of 20 cents per capita.

Senator MONTOYA. What do you realize by way of total funding for the Administration of the work of Economic Development Districts?

Mr. PAUL. The total funding from our district, sir, is now around $300,000, of which you give us about $50,000. We have many sources of funds.

I would like to say this, we are not trying to build a bureaucracy down there. We have professionals with a discipline for which they are trained and they are utilized to assist our civic leaders and our communities in the area of their training to help develop our economic process.

Senator MONTOYA. Actually, the most important work you realize is to serve as catalysts for coordinated activity on the part of the counties?

Mr. PAUL. That is exactly right, sir, the cities and the counties. We have seven counties and 54 cities. That is correct.

Senator MONTOYA. The political subdivisions within the District?

Mr. PAUL. That is right, sir.

We have seen over the past few years our unemployment drop to 3.7 percent, and now it is below the national average.

In the little town Geneva, we don't depend on the government to be an all-for-every purpose. It is nauseating to me to see those who do. We want seed money to help us plan for orderly economic growth.

Senator MONTOYA. I noticed that between 1960 and 1970 in your statement there was a decrease in population in these counties and then since 1970 there has been an increase.

Mr. PAUL. That is correct, sir.

Senator MONTOYA. To what do you attribute this?

Mr. PAUL. To several things. One of the biggest things is job opportunities. We have stopped out-migration. We were largely in agriculture and with the mechanization of our farms people had to go some place with no jobs for them. They went north, east and west and went to cities that created jobs.

Senator MONTOYA. So what do you do now?

Mr. PAUL. They are going to our communities where they have agribusiness. We have eight textile and sewing plants in our little town. We have three plastic extrusion plants. We have fabricating plants.

Today in the little town of Geneva, we have 3,000 industrial employees. That has come about in the last 6 years.

Senator MONTOYA. Is that as a result of economic planning under the sponsorship of the Economic Development District concept?

Mr. PAUL. I would say it has played a great part. I would like to state it in this manner. You have to have water, potable water and you have to have sewage treatment to be able to attract industry in your communities.

Senator MONTOYA. Have you done anything under the Economic Development District concept or Administration to bring about Federal participation in the construction of vocational schools?

Mr. PAUL. We have not, Senator, for vocational schools.

Senator MONTOYA. Have you given this any thought?

Mr. PAUL. We have, and I have spent sometime with the State Department of Education, Vocational Division. We have made studies, but as of now we have five local schools in the county and we have a vocational school in each county, rather than a separate vocational school, sir. We also have three state vocational schools in our seven counties.

Senator MONTOYA. Are they adequate to train the force that you might need for incoming industry?

Mr. PAUL. They are, along with our highly intensified vocational training schools, all within 15 or 20 miles of any of our areas and they have free bus transportation to those schools, yes.

Senator MONTOYA. Do you utilize the expertise in economics and other fields which is possessed by the universities of Alabama and do they provide any input into this economic picture?

Mr. PAUL. Very much so. And more particularly, Auburn University, because Auburn is a land grant college.

Recently the School of Engineering, under Dr. Hamilton at Auburn University, is trying to carry out extension of engineering services to the local counties and local communities, as they have under the Agricultural Extension Act.

We have in our county on a trial basis an engineer who was put out of work when NASA began to slow down. It was funded by the National Science Foundation and participated in by local communities. The individual who is a consultant engineer for us, and we work very closely with them.

We have seminars at least once every 3 months with Auburn University and our local junior colleges in our District to help train our people on housing, our people on economic growth and economic development. Auburn University, School of Engineering, is a leader in that participation.

Senator MONTOYA. Do you feel that the University does and should play a meaningful role in trying to unfold a blueprint for economic development?

Mr. PAUL. I think it is a must, sir. And I am glad to say that some of our people in the Extension Service of our university are looking forward to the day when our county extension agent is no

longer just an agricultural agent but his staff will be able to lend assistance in engineering and planning in economic development in our entire field.

Senator MONTOYA. What about the other Federal agencies?

Mr. PAUL. We work very closely with the Farmers Home Administration. I would like to comment here, sir, that there is, we think, a weakness somewhere along the line in Federal legislation in carrying this out. The Farmers Home Administration, with its Rural Development Act of 1972, is probably the greatest piece of legislation for rural America that has ever been passed by this Congress, in my opinion.

It has not been fully implemented because their wonderful program down there with a man in each county and a very small staff has grown from a program of helping tenant farmers to land ownership and now rural housing.

And now imposed upon him is the public facilities like water, sewage, and so forth, for the local community and now business loans—all are available.

As a country lawyer, I have helped all of our people in a sense go through that method of getting funds.

Senator MONTOYA. One of your Senators was the prime author of this legislation, Senator Allen.

Mr. PAUL. Yes, sir, we are proud of him. We think that is a good piece of legislation. But we think that the multi-county districts ought to play a bigger role in helping them to promote and develop this program, especially as related to economic development.

They have within the law and I have worked on several loans myself for people in our area who have used our facilities for guaranteed loans for business people who could not get the funds elsewhere.

Local banks have made the loans where we had them guaranteeing the loans for industrial development.

The same as SBA and the EDA loan fund.

Senator, I would like to say this. We have too often, people who want to go to the government for everything. As a lawyer, I find people come to me and they want a Farmers Home Administration loan, or an SBA loan.

Actually, only one out of 10 goes to the Federal agencies because the private sector is there. We have the professional staff in our district whom I can call to give me assistance to know what is available in every aspect of the total economic arena.

Then we try to fit his pattern into where the need is the greatest.

As a result, we think we have made great strides but we need more seed money and we need it continuing.

Away from my district, speaking for my colleagues, we have a need for extension of planning money for another hundred districts that have been organized but not funded. We are fortunate we got in and got funded. I would like to say a word in their behalf. They need more funds to help those districts, because we have had a fabulous story.

I am serious, we have records to show it, of what the seed money has done in our area. We feel like planning is important, provided, sir, that it is planned for a purpose. Planning for the sake of planning is not worth the paper it is written on. But if we could get out

people to plan for a purpose, and which we are doing in our district, we hope to be able to continue to be the catalyst, if you would, to offer to our civic and to our municipal governments and leaders an opportunity that they could call upon their professionals trained in that discipline to do the job that we are backing.

Senator MONTOYA. The Administration has applied for a recission—that is a cancellation—of about $3 million, which were destined under our funding for this current fiscal year to help new development districts. Do you think that is a wise move?

Mr. PAUL. I misunderstood you. They have cut out the $3 million?

Senator MONTOYA. They are planning in the Congress to approve a recission, which is a cancellation.

Mr. PAUL. I think it is very bad judgment, sir. I think we need this money badly for these new districts. Don't cut the money we are getting from the existing districts because, as I said, about only one-sixth of our budget comes from you now.

But we need this money as well as other sources of money for this badly needed professional help that is working with the civic and community leaders.

Senator MONTOYA. I would like to ask you now what has been your unemployment in this particular Economic Development District.

Mr. PAUL. What has been our what?

Senator MONTOYA. What has your unemployment been?

Mr. PAUL. Our unemployment grew at the peak because our textile plants were slowed down and we got in Geneva County up to about 7½ percent. We are down a little over 6 percent now, sir.

Senator MONTOYA. You state here that in 1973 you obtained your lowest level of unemployment, at 3.7 percent.

Mr. PAUL. That is right, sir, but we jumped up.

Senator MONTOYA. You jumped up and continued at a level of 8.67 percent.

Mr. PAUL. That is correct. But we are down now. We have a seven-county area. We have two counties a little over 6 percent, including my county. We have one county because of the cutback in the military, Dale County, that is about 11 percent. So that brings our district up a little higher because of that one county's high point.

Senator MONTOYA. May we hear from Ms. McCartney, and then we will proceed to ask more questions?

STATEMENT OF AGNES McCARTNEY, NATIONAL ASSOCIATION OF REGIONAL COUNCILS

Ms. MCCARTNEY. Thank you, Senator.

Mr. Chairman, it is a great privilege, of course, for me to testify before the distinguished members of this committee. I am the vice president of the Economic Development Council of Northeastern Pennsylvania in Avoca, Pa.

Primarily, Senator, I am a mother and, after rearing five children, decided to get myself in trouble and became the professional executive director of the Carbon County Planning Commission in Pennsylvania.

Of course, prior to that, I was involved in industrial development, tourism, recreation, in fact, I am one of Heinz 57 varieties. Anything that came up, you name it, and we have done it because we were such an unsophisticated area that, in order to do anything, you had

to do everything. It came under the Planning Committee because we felt in order to make planning effective we had to show tangible evidence of results because they really didn't know what the word "planning" meant.

I was considered a creeping socialist at the time. However, it is accepted today.

Let me begin with some introductory comments about our organization. The National Association of Regional Councils was established in 1967; it is a membership association of over 300 regional councils throughout the country. Our Board is composed of local government elected officials and other regional council policy members, as well as representatives from the Boards of the National League of Cities and National Association of Counties.

Regional councils for the most part are areawide organizations of general purpose local governments which encompass a total regional community. They exist in both metropolitan and rural areas. Prime purposes of regional councils are to increase communication and cooperative decisionmaking, to increase coordination among local and State governments; to review and comment on certain Federal grant applications; and to develop policies and programs to meet mutual problems and guide orderly development.

Over 625 such regional councils have been established to deal with areawide problems. Council governing bodies are composed primarily of local government elected officials. In the last few years, the continued growth of regional councils has been encouraged by the actions of the States.

Fourty-four States have initiated the process of establishing substate districts. Of these, 34 have completed or will shortly complete the subdistricting process and have designated regional councils for each district.

A fundamental concern of NARC is the balanced and orderly development of our metropolitan areas and rural regions. We recognize that this subcommittee shares this interest and its members have exercised great leadership to have Congress address these issues.

The Public Works and Economic Development Act of 1965 was an initial step in providing national policy on growth and development. In fact, it was this Act which encouraged the use or establishment of over 100 regional councils [that is, development districts].

We support the 3-year extension of the Public Works and Economic Development Act of 1965 as provided in S. 2228.

Mr. Chairman, we are enthusiastic in our support for the extension of the Act. Economic development planning is a necessary activity at all levels of government and there is a need to ensure that such planning is not made in a vacuum.

Prudent economic development is the lifeblood of our State and local governments. To remain viable, a community must have a balanced tax base; and an integral part of such tax base is business and industrial development.

But our experience has shown that such economic development cannot be separated from the other physical, social and environmental decisionmaking of government. Rather, it is an essential part of such decisions.

Competition for business and industry will probably always be a part of our economic system. But local governments must cooperate to ensure that such competition does not cause a substantial imbalance in the economy of the metropolitan area or region.

To cope with this issue, local governments of the region must establish balanced development and growth policies. And this process must be sensitive to any State and national development policies.

We have found from our past mistakes that unilateral actions of local governments cannot produce adequate policies for comprehensive planning and development. At the same time, the national government has an accompanying responsibility. Federal policy and decision making must be put into a proper context if there is to be a rational system of development at the State, regional and local levels.

Our association believes that the development of a balanced national growth policy can be the framework for such decision making. We are aware that Congress has taken some initial steps in this direction. The Economic Development Act must be a vital part of such national policy.

In our opinion, the Federal Government should evolve a national public investment policy directly associated with our national, State, regional and local goals and priorities for development.

Moreover, we must focus on the planning and management process at all levels to make sound responsive and efficient decisions on public investments to bring about the desired development.

With these concerns in mind, NARC has adopted a set of principles and policies for economic development and growth. Consequently, we hope in considering further improvements of the Public Works and Economic Development Act, the subcommittee will consider the following proposals:

1. Regional councils, organized by local and State government, should be the preferred mechanism through which local governments develop regional development goals, policies and priorities.

2. Additional planning funds for both old and new districts should be provided. At least 15 million is needed.

3. National economic development policy should emphasize the rehabilitation, redevelopment and full utilization of existing developed areas. Special emphasis and grant funding should be provided for local communities and regions in economic distress. Designation for special emphasis should be based on meaningful criteria such as out-migration, underemployment or underutilization. The main emphasis in program support should be through direct Federal grants-in-aid conditioned on their consistency with national, State and regional economic development planning and programming.

4. In carrying out economic development programs, the States should perform at least the following activities:

—Develop State economic policy and plans within the context of total State development planning;

—Designate substate districts and regional councils composed of a majority of elected officials; and

—Provide a cooperative process between the States and substate districts in formulating growth policies, priorities and the allocation of State funds.

5. In this process, regional councils should:

—Adopt a multi-year balanced development plan and implementation strategy;

—Provide input and review to State and Federal growth policies;

—Set priorities for public investment through multi-year capital development program; and

—Provide technical assistance to member local governments.

As we stated previously, economic development planning must be integrated into an overall process for formulating policies and plans on community development.

This approach is generally accepted by most of the economic development districts that have been established pursuant to the Public Works and Economic Development Act of 1965. These districts, as regional councils, participate in other Federal functional programs, and are engaged in comprehensive areawide planning.

We reiterate this point, Mr. Chairman, because certain administrative policies of EDA frustrate regional councils in assuming this role, while participating in the EDA Program.

We have facts showing right now we are at 10.6 percent of unemployment.

Senator MONTOYA. 10.6 where?

Ms. MCCARTNEY. Pardon me.

Senator MONTOYA. You have 10.6 where?

Ms. MCCARTNEY. In Carbon County, where I reside.

Senator MONTOYA. Let me interject here that last night I was reading an article which indicated that the national statistics given to us by the Department of Labor is really not a realistic statistic.

Ms. MCCARTNEY. Absolutely not.

Senator MONTOYA. Because they are not counting those who have exhausted their unemployment compensation applications and many are no longer seeking jobs because they have given it up. A school of economics indicated that the more realistic statistics in unemployment is a little over 10 percent.

Ms. MCCARTNEY. I know of a particular case whereby just last week one company is employing about 200 men. These men, of course, exhausted their extended unemployment compensation and came into the CETA Office to apply for jobs. They are not among the statistics. This is only one instance.

I could relate many, many in the seven-county district I represent here today.

So the criteria used by EDA is certainly unfair because it is not the true picture of unemployment.

I asked the former Secretary of Labor how they handle these lost souls, so to speak, who are disenchanted because their unemployment has gone up. The Bureau of Unemployment security can't do anything for them. They are too proud to go on welfare, many of them. He indicated it was done through census weekly.

I fail to see how this census is being taken. I have not talked to anyone who has indicated they have been out taking the census. So, as a result, I would humbly suggest that, in your considerations at the oversight hearings, the criteria be reconsidered and include other aspects other than just unemployment figures.

EDA's current policies on the composition of a development district governing body require certain type of representation from minority and other groups in the community. NARC fully supports minority and citizen participation in the decision making process of a regional council; it is an essential ingredient to developing regional policies that are sensitive and responsive to the total needs of the regional community.

Our objection to EDA's current policies is not in its purpose but in the means to fulfill the desired result. In effect it excludes many regional councils from participating in the program.

Moreover, in other cases it deprives districts of the ability to have their boards reflect the kind of composition preferred by their participating local governments. And in some situations, it prevents participation because State laws limit the governing body to elected officials.

I am referring to the fact that our boards are made up right now of a select group, so to speak. We would like to see more minority representation on the district boards to reflect the true problems of the consumer insofar as industrial development and whatnot is concerned.

We feel that the need for minority and citizen participation can be met in other ways. EDA should establish performance criteria and standards to achieve the result. Hopefully, Mr. Chairman, this subcommittee will look into this matter and encourage EDA to formulate a more flexible policy to achieve this necessary goal of citizen and minority participation in the economic development process.

We would also like EDA to take a stronger look at tourism as an industry because the area I represent has a tremendous tourist industry and some tremendous potential for growth in this area. The area has applied for EDA grants, technical assistance and whatnot and have always been refused simply because it is a tourist industry.

We are aware this is the second largest industry in the Nation today, really knocking on the door to become number one.

I am sure, Senator Montoya you are aware of how important this is.

Senator MONTOYA. Tourism is a very important business in our State of New Mexico. I was talking to the ambassador from Mexico yesterday. He was telling me that there is a deficit in tourism in Mexico because Mexicans would come to this country and spend more money than Americans who go over there.

The deficit is $255 million. So that indicates the magnitude of tourism and what it means to our economy.

Ms. MCCARTNEY. It certainly does. We are aware of it in Northeastern Pennsylvania because we have diversified from one time being, as you know, a coal mining industry as one industry.

With unemployment up to 17 percent right after World War II, we diversified and it has been coming along nicely. That concludes the formal part of my testimony.

Senator MONTOYA. You have some very fine suggestions here. I commend you for giving so much thought to these innovations that you suggest. Of course the committee is always trying to improve on the concept which is measured in the legislation. Up to now, we have been doing it gradually.

69-393 O - 76 - 12

We are always concerned with any enlargement because the Administration downtown wants us to constrict the programs, rather than enlarge upon them. Because of the threat of a veto, and vetoes one time or another, we are really trying to attune ourselves to the objective of trying to please the President at least halfway. It is regrettable we have to do that in this field, but these are realities that we have to face in forging legislation.

I will now call on Mayor Edward C. Vela, of Hidalgo, Tex. Mayor, I certainly want to welcome you before this committee.

We now will proceed to listen to you.

STATEMENT OF HON. EDUARDO C. VELA, MAYOR, HIDALGO, TEXAS; FIRST VICE PRESIDENT OF LOWER RIO GRANDE VALLEY DEVELOPMENT COUNCIL; AND CHAIRMAN OF CITY-COUNTY ECONOMIC DEVELOPMENT COMMISSION

Mayor VELA. Thank you, sir. I appreciate the opportunity to appear before you. My name is Eduardo C. Vela. I am the Mayor of the city of Hidalgo, Tex., with a population of approximately 1,500.

Senator MONTOYA. You are very fortunate that the Rio Grande starts in New Mexico. We do send a little water over your way from New Mexico.

Mayor VELA. We certainly appreciate your generosity, Senator.

Senator MONTOYA. We try to be very reasonable about exporting our water to Texas. But somehow Texans have taken our water for granted and every time we shed a tear in New Mexico they claim it is water that is shipped on to Texas.

Mayor VELA. I might say that the waters from the Rio Grande are a vital economic factor in our agricultural area. And irrigation, of course, is necessary to raise our crops.

I also am the first vice president of the Lower Rio Grande Valley Development Council which is the Economic Development District encompassing the three southernmost counties in the State of Texas with a population of approximately 400,000.

I also serve as a member of the board of directors of the Texas Association of Regional Councils. I currently serve as chairman of the Associated City-County Economic Development Corp., which is the Hidalgo County community action program.

I am also a member of the Steering Committee and was an organizer of the American Association of Small Cities. The organization which I represent today is the National Association of Development Organizations.

The only reason I mention this is because I want to stress that I am vitally interested in government and in our area, especially our economic development in our area.

The Executive Director of the Lower Rio Grande Valley EDD, Robert Chandler, is the Vice President of NADO. I appreciate the opportunity to appear here today and on behalf of the organizations I represent, first, I would like to respond to the question raised in your invitation of February 23 regarding the proposed extension of EDA.

NADO as an organization, and our district, endorse enthusiastically S. 2228. In addition, I personally urge this committee to act favorably upon the legislation calling for a three-year extension of the Economic Development Administration.

EDA is the best tool available to rural America in our Economic Development efforts. My city has been the recipient of two EDA public works grants.

In 1969, we received a grant of $100,000 for construction of a sanitary sewer system and a grant of $36,600 which provided us a potable water system and subsequently we received a supplemental grant of $32,000 to complete that water project. At that time our population was approximately 1,100 and now has increased by 19 percent. These two projects provide tangible proof that EDA grants do work as seed money to initiate growth and development.

Our city, however, still faces severe socioeconomic problems in poverty, housing, educational attainment and job opportunities. I sincerely believe that the Economic Development Administration provides us with the best possibility to overcome these problems.

Our area is a developing and growing nation and we need catalyst money, seed money, as has been mentioned before.

Our Economic Development District has experienced a 19 percent increase in population since 1970 and ranks among the leaders in Texas in new industrial plant locations. A major share of the credit for this growth is due the Economic Development Administration and its financial and technical assistance to our area.

Our district was the first Economic Development District in the United States to be staffed and operational. We began in 1966, and in less than 10 years EDA has invested approximately $17 million in our three-county area out of a total project cost of $31,037,097. As you can see, this is seed money, the catalyst that has been needed.

This investment has created over 12,000 new jobs directly and approximately 6,500 jobs indirectly. These are conservative figures and can be documented. These are conservative figures and I am sure many more people have employment because of EDA in our area.

Our district is bordered on the south by the Rio Grande River and the adjacent area in Mexico encompasses a population of approximately 500,000 people. This is a mixed blessing. Our area receives a beneficial economic impact from our Mexican friends, south of the Border, but at this same time we are required to provide the usual services for them when they enter our country.

They impact on our job market, and they increase the demand placed upon our law enforcement, and educational and medical facilities and other public utilities. The 400,000 population figure of our three-county area is somewhat misleading because on any given day there could be from 100,000–200,000 Mexican nationals in our region.

On any given day we confer from 100,000 to 200,000 people in our three-county area. They compete in the jobmarket for medical and school facilities and for public utilities of every kind.

I cannot overemphasize the fact that it is vital to the economic well-being of South Texas for the Economic Development Administration to be extended and allowed to continue to operate in our area.

Time does not permit me to list all the problems we have in our region or to list all of the projects funded and ongoing programs to alleviate some of these problems. However, I can say to you that the elected officials at the city and county level unanimously support the 3-year extension of the Economic Development Administration,

and we firmly believe that with your help and the assistance of the Economic Development Administration, we can improve our situation to the point that we will no longer be an economically or socially deprived area of our country.

This may be the time to stop and comment about the district program. The substate district is the "keystone" to the EDA local, State and Federal partnership. Members of OMB and EDA have appeared time and time again before the committees of the Congress and acknowledged the importance of the districts organizations and a professional staff to work with the community in identifying problems and in seeking solutions to these problems through a continuous process of community consultation, coordination and project implementation.

EDA as a result, in cooperation with the States, has encouraged local government to proceed with the organization of new districts all across the country. As a result today we have over 100 districts which have been designated or authorized in addition to the 146 which have been funded. [See district fact sheet, p. 176.]

OMB, however, has now seemingly reversed itself in its prior support of the district program—witness:

1. The recission message R76-31—proposing to eliminate the $4 million appropriation for 57 new districts in fiscal year 1976.

2. The failure of the Administration to provide funding for new districts in fiscal year 1977—or a cost of living increase for existing districts.

3. The elimination of 302 planning funds for the districts for A–95 review and professional services from the proposed fiscal year 1977 budget, resulting in a minimum reduction of budget for all currently funded districts of at least $3,000 a year.

In light of this performance we would hope that the Senate will spell out in any committee report supporting S. 2228, your continued legislation intent regarding the importance of the district program.

In your invitation of February 23, you also asked NADO to respond to the following question: "Do you see a continuing need for Federal programs addressing long-term problems of lagging areas? Are EDA's need criteria adequate today?"

In responding, it is important to distinguish between my role here today as a representative of NADO and my position as Mayor. As a Mayor of an area that is likely to meet your definition of "lagging" for some years to come we see no way to provide job opportunities for our unemployed without continued Federal program help. Our people want jobs, they need jobs, and EDA has been about the only Federal program with the diversity to help us.

The question regarding current criteria in the EDA Act has not been addressed in any great depth by NADO. We know that EDA works—and it would work better if the program was fully funded.

We are also aware that a 3-year extension with proper funding will enable the Administration, its States and local governments to develop the necessary tools to implement a comprehensive long range planning program, and the creation of job opportunities for future economic expansion.

We hope that Congress will give us an opportunity to prove that EDA can work with a single 3-year extension of our present program.

At the same time we do encourage the Congress to take a good look at the future needs of all parts of our lagging economy and to develop a long term public investment or national growth policy.

Gentlemen, thanks again for the privilege of appearing before you and I will be happy to try to answer any questions you might have.

Mr. Chairman, this concludes my presentation.

[The fact sheet follows:]

OFFICE OF DEVELOPMENT ORGANIZATIONS

Fact Sheet

District Planning Program

There are currently 168 Economic Development Districts operating in 41 States. 153 have had overall economic development programs approved by EDA and have been officially designated. 146 received planning assistance grants from EDA. 22 designated EDD's do not receive EDA planning grants, and are totally supported by other sources of funding.

The 168 operating districts contain:

1310 Counties
949 Redevelopment Areas
289 Growth Centers
(178) Designated Economic Development Centers
(111) Redevelopment Centers

Regional Summary:

	In Operation	Funded	Designated	Authorized Only
Atlantic	23	21	17	8
Southeastern	60	42	59	25
Rocky Mountain	21	20	17	15
Midwestern	17	17	14	28
Western	10	10	10	8
Southwestern	38	36	37	4
	169	146	154	88

January 21, 1976
Office of Development Organizations
Economic Development Administration

Senator MONTOYA. I certainly want to thank you for your presentation, Mayor Vela. It has been a good presentation. I know your area very well and I know how serious the unemployment situation is there and what limited resources are provided to the area.

I know that EDA can be a great help in trying to develop a mosaic of economic development.

What is your unemployment in the area, not counting the Mexican nationals that cross over?

Mayor VELA. Officially, it is about 10 or 11 percent, Senator. But unofficially, I would say it is better than 15 percent.

Senator MONTOYA. Are there many Mexican nationals who displace your people there?

Mayor VELA. Yes, Senator. They compete for jobs in our area. Many Mexican nationals are illegal immigrants into our valley.

Senator MONTOYA. They have green cards, is that it?

Mayor VELA. Yes, sir.

Senator MONTOYA. About how many do you estimate have green cards?

Mayor VELA. It would be hard for me to answer. But every morning at the bridge in Hidalgo, several thousand people come over to work in the fields.

Senator MONTOYA. Are the local citizens there willing to work in those fields?

Mayor VELA. Some are and some are not. Let me say that local citizens have traditionally in our area been working in the fields. There are some jobs which are difficult to perform and they are still doing backbreaking labor, such as irrigation. Many of these jobs are filled by Mexican nationals.

I might add, Senator, that I look at our area as New York was in the 1800s, when the immigrants were coming from Europe. We welcome new immigrants. Many of them contribute very vital functions in our economy.

I have no quarrel with it and don't want to stop this. I think that it is a basic human need for a man to want to better himself and his family and have a better opportunity for his children.

Senator MONTOYA. What does the State of Texas do to help your economic development district?

Mayor VELA. The State of Texas has contributed the support and technical assistance to all the districts.

Senator MONTOYA. What about the universities?

Mayor VELA. We have the Pan American University in our area, which is a very vital and growing entity. We also have a Texas State Technical Institute in Harlingen, which is the only bilingual technical school in the country, which was funded through EDA.

Senator MONTOYA. Yes, EDA put quite a bit of money into that.

Mayor VELA. Yes.

Senator MONTOYA. Are you able to send students from different counties into that area into the school?

Mayor VELA. Yes, sir, we are. It has been a big asset and a big help for the young people in our area. Many of them have been school dropouts who have had to quit high school to help the family, to support the family.

Senator MONTOYA. Give me an example of what kind of training they receive and what their job potential might be after they graduate.

Mayor VELA. There are classes in refrigeration, automobile mechanics, diesel mechanics, almost any kind of a vocational field, Senator. If there is a need for a course and there are enough students interested in a course, they will make one for them.

Senator MONTOYA. How many students do they have in this school?

Mayor VELA. I am sorry, I cannot give you a correct answer.

Senator MONTOYA. How far is it from Hidalgo?

Mayor VELA. It is about 45 miles.

Senator MONTOYA. What do you do, bus the students in to the school?

Mayor VELA. They have car pools or they can stay on campus during the week and come home on weekends. There are several ways to do this. There is also a bus service which they take.

Senator MONTOYA. Do they give them courses to attain graduation from high school?

Mayor VELA. Yes, sir.

Senator MONTOYA. Under the equivalency program?

Mayor VELA. Yes. That is also done at an American University through the tech program.

Senator MONTOYA. I have been preaching about vocational schools here in this committee for years. I do hope that many of our educators can join in the crusade to establish more vocational schools throughout the country.

Mayor VELA. There is a great need in our area for vocational schools, Senator.

Senator MONTOYA. Especially in areas where there is a high dropout rate, I think we can do something in our vocational schools.

Mayor VELA. That is right.

Senator MONTOYA. What is the total funding for your Economic Development District? How is it generated?

Mayor VELA. The total funding is about $30,000.

Senator MONTOYA. $30,000?

Mayor VELA. Yes, sir.

Senator MONTOYA. How do you get this funding? How much is contributed by EDA and how much is contributed by the local public officials?

Mayor VELA. It is about 50–50.

Senator MONTOYA. Did you mean $300,000 or $30,000?

Mayor VELA. No, sir. I am talking about planning funding.

Senator MONTOYA. What is the total funding?

Mayor VELA. In the 10-year program we had 17 million in our area.

Senator MONTOYA. You are talking about projects now?

Mayor VELA. Yes, sir.

Senator MONTOYA. I mean what do you get to administer the affairs of the Development District that you represent?

Mayor VELA. Would you allow me to look at my briefcase?

Senator MONTOYA. Sure. For example, what do you get from EDA and what do you get from the Governor's Office under the allocations to the State, and so forth?

Mr. Paul, you answered this question before. Now, I would like to elicit the contribution by the State of Pennsylvania to your Economic Development District.

Ms. McCARTNEY. We get quite a bit of funding from various agencies within the Commonwealth to the Economic Development area agency. The total funding from the Economic Development area agency is $50,000.

But we have a budget, I would say up maybe $500,000 because we do get considerable funding from the private sector, and also the counties in the district.

Senator MONTOYA. Would you explain the funding from the private sector? How do you get it and from whom?

Ms. McCARTNEY. Each year from the Pennsylvania Power and Light Co. for one, the Gas Company and Telephone Company and private business. They are members of the Economic Development Council, not on the executive board per se, but they are consulted and they are solicited.

They provided, I would say—up until 2 years ago—most of the money coming into the District came from the private sector to run the agency.

Now, of course, we are getting Appalachia funding and funding from the State Department of Community Affairs and several grants for particular technical studies that come in from the Commonwealth.

Senator MONTOYA. How do you maintain a constant budget? Are these pledges from the private sector more or less?

Ms. McCARTNEY. They are pledges announced prior to. The counties of course are based on a per capita basis. They have also had special funding in the District for railroad studies because of the railroad crises we are going through in that area also.

Senator MONTOYA. If the districts are mainly advisory bodies, how do they help create jobs?

Ms. McCARTNEY. They are advisory, yes, but they do act as the PNRS, the clearinghouse for all projects in the district. They help job funding through EDA grants coming in for technical studies.

For example, an industrial park has just gotten considerable funding, of course, as a result of Hurricane Agnes. It was brought about through the efforts of the Economic Development Council doing a lot of the technical work in these communities where they weren't sophisticated enough to have their own planning staff or persons knowledgeable enough to make out applications because, you know, what it means to make out an application to the Federal Government for anything.

This in itself is a tremendous task. You lose more money because you don't want to make up applications.

But the Council has been the advocate, really, in practically all the communities making them aware of the growth potential and also sending their people right into work with them on studies to show where there is a potential for industrial parks to be located.

They are also working with—you are talking about vocational technical schools, we have a number in the Commonwealth of Pennsylvania and they are doing tremendous jobs in training unemployed with night courses. They are bringing people in the evening and training them in machine operation, welding, surveying, all this type of thing, because we find that they were only job-oriented to one industry in the past, and that was mining.

These people today—and of course it is all through the efforts of the Council whereby they have encouraged the technical schools to develop a long-range program as opposed to just the day school concept.

This is working out very well. Skill centers are being established, distribution centers, all through the in-house work of the Council, the planning staff right at the Council level. But certainly the seed money isn't nearly enough to do the job.

Senator MONTOYA. What can you tell me about the advantages of the skills centers vis-a-vis the vocational and technical schools?

Ms. MCCARTNEY. Many technical schools aren't too happy to open. Well, many people aren't happy to go to school at night for training programs. They feel that, even though they may get a stipend, if they are heads of families unemployed, this type of thing, they can't go into the school until perhaps 5 o'clock and some of the courses run until maybe midnight if it is machine operation which takes about 6 months training. And it is late to get public transportation and, of course, if they are a female, it is difficult to get someone to take care of their children at this hour, where during the day you do have the day care centers where, of course, the children can be placed.

But it is just a case where we find that the unemployed, unskilled worker is more willing to go to a skills center during the day because they don't feel it is the formal type education.

They get scared when they walk into a schoolroom.

Of course, skills centers provide tremendous instruments for testing the ability of these people and putting them on actual testing machines and giving them a 2-week orientation, and so forth, in how to apply for a job, how to make out an application, how to dress, all this type of thing. It just goes a little beyond the vocational technical school for the adult.

Senator MONTOYA. Do you find that there is hesitancy among some of the adults to attend these vocational schools?

Ms. MCCARTNEY. No.

Senator MONTOYA. Not anymore?

Ms. MCCARTNEY. No. There is a tendency on the part of the children's parents to send the children to technical schools. I had an incident the other day where a boy was wasting his time in the secondary school. I knew he was mechanically oriented. I said, "Why aren't you going to the vocational technical school? You are wasting your time in this school."

He said, "Well, that is only a school for dummies."

The old concept still exists that the vocational school is for dull children. I think the sooner we erase that concept and not make every child feel that he has to go to college, because we have jobs going begging simply because we don't have the skills.

Senator MONTOYA. There are many adults today who wished they had taken plumbing and an electrical course and quite a few other things.

Ms. MCCARTNEY. Yes, you are so right, and bricklaying. But we are all for the concept of vocational education. It has proven its worth.

In those machine courses, before our classes graduate, they are all employed. Industries are coming in looking for them. We have had a 6-year experience in just the machine operators. This has been extremely successful.

Senator MONTOYA. We have a place in New Mexico that was started with EDA money. In fact, EDA put up $750,000 and the State put up $250,000. We built a beautiful vocational school there. That school has been supplying all the barriers for the State of New Mexico and for outside too. And we have mechanics graduating from that school. They are very fine mechanics. The school has done wonders for these people who have had no opportunity before.

Ms. MCCARTNEY. Great. We have practical nursing and cosmetology, commercial art, carpentry, auto body mechanics courses. We have about 14 courses in the particular center I am affiliated with locally.

Senator MONTOYA. In some places counties have dropped out of the associations, the councils. In some places like Missouri or Colorado, an entire district has died. Is this trend likely to spread, or are more counties trying to get into a development district or a council so that they can together coordinate an effort towards economic development?

Ms. MCCARTNEY. I would say that public education is the most important step here, educating locally elected officials on the importance of a central agency as opposed to a fragmentation of approvals for public works grants.

And in areas where counties especially—I am speaking of counties right now—are becoming aware of the importance of a district in expediting an application where heretofore a little community might want a sewer project and have to go directly to the State Capitol at Harrisburg, and wait months and months for approval, now, with the District being the clearinghouse and knowing the area well because of the planning studies that have been done, I think more counties now, I know my particular county is willing to make a contribution.

Whereas before they had to be prodded into making a contribution to the council, now they don't.

This is just when their budget is being prepared that that is an acceptable item because they know now, I think in the northeastern section of Pennsylvania, we are quite aware of the importance because we have gotten, I would say, close to $35 million from EDA for primarily, of course you are aware, Hurricane Agnes up there, which was the worst natural disaster I think in the history of the United States.

Senator MONTOYA. I sit on another committee and I handle the appropriations for Pennsylvania and for that area. I think the Federal Government put about $600 million into the area for rehabilitation.

Ms. MCCARTNEY. For Hurricane Agnes. Congressman Flood has been quite aware, of course. He represents our district.

Senator MONTOYA. He is a good Congressman.

Ms. MCCARTNEY. Yes.

Senator MONTOYA. Mr. Paul, what can you tell us about this?

Mr. PAUL. About what, sir?

Senator MONTOYA. About the trend in dropping out.

Mr. PAUL. Senator, really I am shocked to hear it. In Alabama we don't have a problem. I think you might have a State problem

there but in our State we have regions that correspond with our districts. We had a little problem there years ago. We had to merge to a commission and a corporation, but we did it effectively.

Our State Development Office doesn't get any money but we do third party contracting for them in all 701 planning through HUD, for instance. We work hand in hand with the Alabama Development Office in industrial development.

That is the key to this thing because we are alerted and if it is some industry they get wind about that is about to come there, we share and work with them on that. We are bringing in outside industry through working with the State office.

We find no inclination on our counties to want to withdraw. In fact, as far as I know, in the State of Alabama all counties are covered in multi-county districts and they are enthusiastic about it.

I would like to address another remark which came up a moment ago about industrial training. We have in our Region 3 State operated training schools and junior colleges with free bus transportation for those people.

That has helped immensely in training technical people for employment. It has helped us a lot.

I would like to say something else that you were talking about. You asked how is your EDA money helping. Of course, grants are good. But we don't rely specifically on grants, even though we like them. We like to see if the legislation could be done rather than just public works jobs—that is all like the extenuation of employment—mix a little mortar and cement with those jobs and then you are creating a continuation of those jobs after the initial investment has gone.

Senator MONTOYA. Like what?

Mr. PAUL. Public facilities rather than just jobs for picking up paper on the street, like the water and sewer program in our county alone, sir, in the last 2 years.

Two years from now we will not have any municipal pollution of any streams in the county, air or water. That didn't just happen. It happened as a result of planning that came from our district with your EDA money that helped with this personal staff.

We have gotten money from the private sector, from HUD, from EDA. We got it from every place we could get it, even Farmers Home Administration loans.

What does that do? When you get a town that has good water and good sewer, you increase your housing which creates more jobs. You create attractions for the expansion of your local industry. We all like new industries, but there is nothing like expanding what you have.

In the last 5 years I have seen $15 million or $20 million spent on capital improvements for local jobs in that immediate county.

Senator MONTOYA. Of course, we are trying to place emphasis in public works on capital outlet for political subdivisions rather than a leaf-raking type of Public Works project.

We have stressed that in our legislation and our committee reports. The Public Works projects that we have in mind presently under title X require that they must be completed within 12 months.

Mr. PAUL. We have had several of those. We believe in that, but if we can create jobs, a little money for a job that will have a continuing benefit again, that is more meaningful.

Senator MONTOYA. A multiplying effect.

Mr. PAUL. That is right.

Senator MONTOYA. Thank you very much. We sure appreciate your presence here this morning and the contribution that you have made.

Mr. PAUL. Thank you for letting us come, sir.

Mayor VELA. Thank you.

Ms. MCCARTNEY. Thank you, Mr. Chairman.

Senator MONTOYA. Now we will call on panel number two, which is a panel on Urban Economic Development.

The committee wants to welcome you gentlemen. You have probably been here in the hearing room while we talked about multi-county development districts.

This committee is certainly interested in what you have to say with respect to urban economic development. We certainly welcome you.

We will ask Hon. Thomas C. Maloney, Mayor of Wilmington, Del. to make his presentation first. Since it is very short, you may proceed to read it, if you wish, Mayor Maloney.

STATEMENTS OF HON. THOMAS C. MALONEY, MAYOR, WILMINGTON, DELAWARE, REPRESENTING NATIONAL LEAGUE OF CITIES AND U.S. CONFERENCE OF MAYORS; THOMAS A. KELLY, DIRECTOR, ECONOMIC DEVELOPMENT, NEW JERSEY DEPARTMENT OF LABOR AND INDUSTRY, PRESIDENT, NATIONAL COUNCIL OF URBAN ECONOMIC DEVELOPMENT; D. KENNETH PATTON, PRESIDENT, THE REAL ESTATE BOARD OF NEW YORK, BOARD OF DIRECTORS, NATIONAL COUNCIL OF URBAN ECONOMIC DEVELOPMENT; AND WILLIAM J. SCHNEIDER, EXECUTIVE DIRECTOR, CITY-WIDE DEVELOPMENT CORPORATION, DAYTON, OHIO, MEMBER, NATIONAL COUNCIL OF URBAN ECONOMIC DEVELOPMENT

Mayor MALONEY. Thank you, Senator. On behalf of the National League of Cities and U.S. Conference of Mayors, I would certainly like to thank you for the opportunity to speak before your committee.

My name is Thomas C. Maloney, and I am Mayor of Wilmington, Del. As mayor of an older eastern city plagued by many urban ills, I have been concerned about economic development issues for some time. It is clear to me that there is a real lack of understanding about urban economic development needs, what cities are doing in this area, and what limits the capacity of city officials to do an effective job in this area.

Therefore, we have asked individuals knowledgeable in urban economic development to describe various aspects of urban economic development today. We will keep our oral statements as brief as possible so that we may have dialogue with you during the time left for questions.

Our panelists are:

Ken Patton—president of the Real Estate Board of New York, former president of the Council on Urban Economic Development.

Tom Kelly—director of Economic Development for the New Jersey Department of Labor and Industry, and current president of the Council for Urban Economic Development.

Bill Schneider—executive director, Dayton City-Wide Development Corp.

I am speaking today on behalf of the National League of Cities and the U.S. Conference of Mayors. The National League of Cities consists of, and is the national spokesman for, approximately 15,000 municipal governments in all 50 States and Puerto Rico.

The U.S. Conference of Mayors includes virtually all cities with a population in excess of 30,000.

As a result of the recession, increased attention has focused on the need for economic development strategies in our cities and States throughout the country. However, for cities like my own, the problems resulting from recession are not new, but have simply become exacerbated by the economic downturn.

For example, unemployment in the city of Wilmington has averaged 4 to 6 percent above the national unemployment rate both prior to and during the recession. Jobs and people were leaving our city before the recession, housing was deteriorating, and our tax base shrinking.

Thus, the need for an effective economic development strategy in our city has been a high priority concern for a long time. We have taken leadership by joining with the private sector to implement several projects which will stimulate our economic base.

These include the development of a downtown shopping mall, a government center complex, restoration of a Victorian opera house [The Center for Performing Arts in Delaware] and construction of a historic and ethnic enclave. While city funds are helping to support these projects, without private investment and commitment most would have never gotten off the ground.

However, we have found that city leadership is critical and the city must be able to tap Federal resources when necessary to attract private investment for development projects. For example, restoration of our grand opera house has been assured by availability of Federal community development funds to support the project.

By committing community development funds to the project, the city has been able to attract private support. In some cases, however, we have not been so lucky. A few years ago, it was discovered that deterioration of pilings supporting the Port of Wilmington's pier needed repairs requiring a $4 million investment. This was a critical problem which potentially endangered about 6,000 jobs. We were unable to obtain Federal support from EDA for this project and the investment necessitated by the city has severely impacted our already tight budget constraints.

Many local officials, and I happen to be one of them have rather mixed feeling about EDA programs. On the one hand, we view EDA as a unique agency, whose mission is a necessary one. However, most of us have had to stand on the sidelines and watch EDA programs being implemented in a very limited fashion, in comparatively few urban localities, and with insufficient funds to demonstrate the real potential of an economic development strategy.

We feel that the needs and potential for economic growth in the cities deserve increased emphasis by EDA, also recognizing that rural areas need relief from economic distress. This emphasis should recognize the need to help cities maintain and expand their economic bases, in other words, to make core cities more economically attractive for people, jobs, and businesses. Without such a strategy, the flight of the tax-paying populous and economic activity to the suburbs will continue, as will urban sprawl with its attendant costs, a shrinking urban tax base, unemployment and certainly poverty. We can no longer tolerate such a waste of physical and human resources.

This year our city has been able to utilize EDA funds for the first time to begin an economic development planning effort. We applaud this fine effort by Congress and EDA—it is a beginning. However, economic development planning in the cities will be to no avail if EDA programs do not become oriented toward these plans and make available funds to support projects.

The current program, for example, discriminates against many cities because the measure of development projects focuses primarily on the generation of new jobs. Older cities and suburbs have the additional problem of retaining existing jobs, which can often be accomplished by rehabilitation and renewal projects rather than embarking on new development.

The potential for urban economic growth and development in our cities is great. In Wilmington, we know that we can accommodate an additional 40,000 residents. Almost one-fourth of our land area is vacant or underutilized, a large resource which can be developed for industrial purposes. Cities are in a unique position to combine the resources of several Federal programs, including community development, CETA, and, potentially, EDA moneys to support projects. While the benefits of economic development projects may not be realized as quickly as other Federal programs, the multiplier effects make them far more attractive.

For far too long our Nation has operated without a realistic economic development strategy. Federal policies have supported and encouraged urban sprawl through their transportation and housing programs.

The time has come to redirect growth toward the cities, where facilities exist to support and accommodate growth rather than to make needless and expensive infrastructure investments in non-developed areas. Our Nation can no longer afford to ignore the existing resources and potential for economic development in our cities.

If I may, Mr. Chairman, I would like to submit, on behalf of the League of Cities and the Conference of Mayors, an addendum to the statement which recommends changes that we feel would be proper in the legislation. I do not know whether it has been submitted at this time.

Senator MONTOYA. Yes, we have it here.

[The document follows:]

NATIONAL LEAGUE OF CITIES

UNITED STATES CONFERENCE OF MAYORS

Recommended Changes in Programs Authorized by the

Public Works and Economic Development Act of 1965

I. Public Works Impact Program (PWIP)

Language in both title I, section 101(a)(1)(D) and in title IV, section 401(a)(6) suggest that there is a connection between PWIP funding and section 401(a)(6) redevelopment areas usually called Special Impact areas. the National League of Cities and U.S. Conference of Mayors recommend that this relationship be severed for the following reasons:

- The PWIP program is intended to provide employment through public works activity in areas of unusually high unemployment. Redevelopment areas designated under any provision of title IV should be eligible to participate in this program.

- To date, the most frequent method for cities to secure designation as a redevelopment area has been under section 401(a)(6) as a Special Impact area. If with regard to title I public works funding, these urban Special Impact areas are restricted to PWIP funding, it means that no more than 35 percent of the title I appropriation can be directed to urban redevelopment areas. This restriction is arbitrary and not in the best interest of effective administration of the EDA program at the national or local level.

II. Local Share for Public Works Grants

The National League of Cities and U.S. Conference of Mayors recommend that the legislation be altered to allow EDA greater flexibility in setting the amount and arranging for the payment of the non-federal share on public works grants. Presently for direct public works grants the local share requirement is 50 percent. For supplementary grants the local share may go as low as 20 percent, and the Secretary has authority to waive the local share completely in the case of Indian tribes or local governments that have exhausted taxing capacity and are seeking funds for a project to be located in a section 401(a)(6) redevelopment area.

We recommend instead that 100 percent federal grants be permitted by the legislation in the case of both direct and supplementary public works grants with the approval of the Secretary. We further recommend that EDA be allowed and encouraged to permit more flexibility in the payment of the local share as finally determined.

Specifically --

- Localities should be allowed to determine the value of taxes lost to the community over a period of time as a result of underdevelopment and count that dollar amount toward the local share, or

- Localities should be allowed to look ahead at the increased revenues that will accrue as a result of development spurred by the public works grant and pledge to EDA that the local share will be paid by a certain date in the future.

III. Increased Flexibility for Business Development

In most urban centers economic development, both with regard to retaining existing economic activity and attracting new business and industry, is a highly complex affair characterized by multitudes of firms and industries and by constantly changing and interacting economic forces. In order to succeed, local practitioners require maximum flexibility to move quickly and to adapt their tools and techniques to responsibly address the needs of a particular firm or industry group.

This is particularly true with regard to business financing. In many instances, firms are not able to wait the lengthy period of time required to arrange an EDA loan or guarantee, and as a result the firm closes or leaves town or locates somewhere else. In many other instances, the best way to address a firm's problems, and in fact the best way to leverage private sector investment, is not through a loan or guarantee but rather, perhaps, through an equity position in the new entity or a second mortgage on the land or capital improvements. In response to this need for flexibility and speedy action, many cities have established local development corporations, such as the City Wide Development Corporation in Dayton, Ohio. These corporations offer the kind of structure that is needed for effective economic development in urban areas but are usually severely underfunded.

The National League of Cities and U.S. Conference of Mayors, therefore, recommend that the Public Works and Economic Development Act be amended in title II to authorize EDA to make grants to cities and/or to local (city-wide) development corporations upon the submission and approval by EDA of a multi-year plan for business and industrial development activity in that city. The recipient city or local development corporation would be able to use these grant funds in a wide variety of ways, including land acquisition and land banking,

69-393 O - 76 - 13

construction, rehabilitation, second mortgaging, entering into equity positions and the like to finance new or expanding economic activity in their communities. Furthermore, as grant funds are cycled, that is as they are used and then re-captured, those funds would return to the city or local development corporation in a revolving fund fashion to be re-used for economic development purposes rather than returning to the federal government. In this way the federal government, by increasing velocity, will increase the effectiveness of its federal grant funds on a per dollar basis and better leveraging private sector investment.

IV. EDA Designation for Cities

Although there appears to be a trend toward extending EDA assistance to non-designated areas, it is still true that crucial types of assistance, most notably title I public works funds and title II business development loans and guarantees, are restricted to designated redevelopment areas. The current arrangement for designation, developed in bits and pieces over a period of many years, often denies assistance to areas with real economic distress because they statistically fail to meet the complex and rigidly set federal criteria. The result is that cities are rarely designated as redevelopment areas and are, therefore, denied assistance under either title I or title II. As of mid-1975, only 50 urban or city designations had been made, and only 24 of the 90 cities with population in excess of 150,000 were designated at all.

The National League of Cities and U.S. Conference of Mayors are, therefore, concerned that the designation arrangements specified in title IV of the Public Works and Economic Development Act be given a careful review to identify and correct those provisions which tend to restrict urban designations.

A. In title IV, section 401(b)(4), it states that except for redevelopment areas designated under 401(a)(3) (Indian reservations), or under 401(a)(4) (sudden rise), or under 401(a)(6) (Special Impact), a redevelopment area must be no smaller than a labor market area, a county, or a municipality of 250,000 population or more. This means that in order for cities of less than 250,000 population to secure designation, they must either join with their county or the rest of their labor market area or they must meet the extraordinarily high unemployment requirements of 401(a)(4) or they must settle for designating only a portion of the city under 401(a)(6).

These three options are usually either not attractive or not relevant to urban economic development for the following reasons:

- Central cities are often in competition with suburban portions of their counties or their labor market areas for new or expanding economic activity. Therefore, to seek designation for the entire county or labor market area is to offer development assistance to suburban or exurban areas less in need than the core cities and to further tip the development balance in favor of outlying areas.

- The nature of economic problems in urban centers is less one of losing a single major employer whose impact is such as to increase the local unemployment rate to 50 percent or more over the national average and more one of steady economic deterioration in which firms and industries leave the core city gradually over a period of time thus increasing the unemployment rate gradually over a period of time. It is, therefore, very unusual for a city to meet the "sudden rise" criteria for designation under section 401(a)(4).

- One major difficulty in urban economic development is the scarcity of developable land which is appropriately zoned and appropriately served by the necessary infrastructure such as rail service and utility connections. It, therefore, poses even more obstacles to an urban economic developer who has been able to secure Special Impact designation for only a portion of his city under 401(a)(6) and must, as a result, locate all of his federally assisted development in that same area. Promising developments in other portions of the city that may directly benefit the residents of the Special Impact redevelopment area must be carried forward without federal assistance or, more likely, be dropped.

To correct this situation, the National League of Cities and U.S. Conference of Mayors suggest that the population floor of 250,000 stated in section 401(b)(4) be lowered to 50,000. This will facilitate EDA designation for the 340 cities having population levels between 50,000 and 250,000, and will allow the EDA program to begin the process of coordinating with the Rural Development Program, administered by the U.S. Department of Agriculture, which provides some kinds of development assistance to communities up to 50,000 population.

B. Another fairly common characteristic of cities is that they may experience economic distress that is highly concentrated in one or more pockets where unemployment and poverty levels may be very high but not high enough to raise the city's unemployment and poverty levels sufficiently to be eligible for any kind of EDA designation other than Special Impact. In such situations, Special Impact designation would help but would, again, limit the city to locating federal assisted development projects in specific portions of the city and would likely foreclose development opportunities in other sections of the city.

The National League of Cities and U.S. Conference of Mayors, therefore, recommend that language be added to section 401 of the Act authorizing EDA to designate an entire city based on pockets of high unemployment and poverty.

C. One of the major problems faced by cities seeking EDA designation is the lack of up-to-date unemployment data from the Department of Labor. Average annual unemployment figures are generally forwarded by the Department of Labor to EDA as much as ten months following the year in question. For example, EDA received

1974 average annual unemployment figures from the Department of Labor in October, 1975. Furthermore, these unemployment figures in almost every case are for the Labor Market Area and not for the central city. This means that relatively high unemployment in the central city is balanced off with the relatively lower unemployment in suburban and exurban communities often making the LMA figure too low to warrant EDA designation while the central city suffers severe economic distress.

The Senate Sub-Committee on Employment, Poverty, and Migratory Labor, chaired by Senator Gaylord Nelson of Wisconsin, has dealt with this same problem in the context of title II of the Comprehensive Employment and Training Act of 1973. Their solution was two-fold. On the one hand they directed the Department of Labor to move speedily to develop the capacity to report accurate unemployment figures for sub-LMA areas on a timely basis. They also authorized the Department of Labor to establish an approved mechanism whereby cities could calculate core city unemployment figures by extrapolating from available data.

The National League of Cities and U.S. Conference of Mayors recommend that this Sub-Committee pursue basically the same approach. We urge you to join with your colleagues on the Labor and Public Welfare Committee to require the Department of Labor to gather and publish unemployment figures for cities. Until that is accomplished, however, we urge you to authorize and encourage EDA to establish an approved mechanism whereby cities can generate reliable and acceptable unemployment data. The methodology developed by the Department of Labor for this purpose under title II of CETA may offer a good place for EDA to begin.

D. The National League of Cities and U.S. Conference of Mayors endorse the proposed section 405 Urban Aid Program included in H.R. 5247 because it would facilitate designation for urban areas over 50,000 population and would allow flexible use of EDA grant funds at the local level on a revolving basis. We feel, however, that this provision could be improved by the following changes:

- Paragraph (b) of section 405 states that cities having designation only under section 405 may receive only assistance authorized by section 405. Given the funding authorizations for section 405, we feel that this provision unduly limits areas with severe economic distress to a relatively small pot of funds and may exclude them from access to crucially important title I and title II funds. We, therefore, recommend that the present language be amended to allow cities designated under section 405 to compete with all other designated areas for EDA assistance under all titles of the Act.

- In paragraph (c) of section 405, a number of economic development activities, primarily related to real estate and capital development, are delineated as eligible uses for section 405 grant funds. While we applaud the new flexibility that these new tools would offer to

urban economic developers, we suggest that the flexibility be even further broadened by indicating, either in the legislation or in the committee report, that the listed activities are intended to be illustrative rather than inclusive.

- Further in paragraph (c) of section 405, language is included which enables the city to revolve loan repayments into other economic development activities but suggests that the Secretary of Commerce must approve such re-use on a project by project basis. Such an arrangement would, again, unduly limit the flexibility of local economic developers to address local problems effectively and is further contrary to the growing attitude in related development programs, such as community and manpower development, that decision making can be done best at the local level. We, therefore, recommend that the legislative language be altered to allow the local community to proceed with any economic development activity it decides upon as long as it is in accord with the redevelopment plan submitted to and approved by EDA and as long as it is within the broad parameters set out by EDA in the regulations relating to section 405.

V. Economic Adjustment

The National League of Cities and U.S. Conference of Mayors endorse the enactment of H.R. 9636 submitted last year by Congressman Henry Nowak of Buffalo, New York. This bill recognizes long term economic deterioration as an economic adjustment problem specifically eligible for assistance under title IX of the Public Works and Economic Development Act and sets aside a small portion of funding for this special purpose. Experience with the innovative title IX program to date has been that moderate to large cities have been essentially excluded from securing funds.

The general economic condition in the nation's older industrial cities is one of long term, gradual out-migration of business and industry. In Milwaukee, Wisconsin, for example, 2,200 manufacturing jobs were permanently lost in 1974 and an additional 6,200 manufacturing workers were indefinitely laid off. While these single year figures, and more importantly the long term economic deterioration trend they describe, pose a very serious economic adjustment problem for Milwaukee, EDA felt that the economic dislocation there was not sufficiently dramatic to warrant title IX assistance. EDA, in general, has not been inclined to fund situations such as this, instead preferring situations where the loss of one major employer has reduced area employment by a very substantial margin -- in the neighborhood of 30 percent.

H.R. 9636 would correct this problem by providing economic adjustment assistance specifically to address the economic adjustment problem found most often in the nation's urban areas.

VI. Multi-year Funding for Economic Development

Economic development in any setting is generally multi-year in nature. In cities, where the factors in the economic development equation are tremendous in number and complexity, the ability to plan ahead and count on federal assistance over a period of several years is crucial in almost every case to making an important project materialize and to coordinating EDA assistance with multi-year funding available from the Department of Housing and Urban Development, the Department of Labor, the Department of Transportation, and private sources.

The National League of Cities and U.S. Conference of Mayors, therefore, recommend that EDA be authorized and encouraged to undertake multi-year funding discussions with elibigle recipients and, to the maximum extent possible under the law, to make binding commitments for funding in subsequent years. Based on the experience of the U.S. Department of Housing and Urban Development with its "planned variations" and "annual arrangement" programs carried on prior to the initiation of the community development block grant program, some movement could be made by EDA in this direction even within the context of the present categorical grant program.

VII. Authorization Levels for EDA Programs

The National League of Cities and U.S. Conference of Mayors strongly endorse increased authorizations for all of the EDA programs to bring the total authorization level more in line with funding under the community development block grant and CETA programs. Expanded authorizations are especially important in the light of other recommendations already made that would allow for increased local flexibility, multi-year funding commitments, and greater access to EDA assistance by communities not now being served.

Mayor MALONEY. I would now like to call on Tom Kelly. He is the director of Economic Development from the New Jersey Department of Labor and Industry and president of the National Council for Urban and Economic Development.

STATEMENT OF THOMAS A. KELLY, PRESIDENT, NATIONAL COUNCIL FOR URBAN ECONOMIC DEVELOPMENT

Mr. KELLY. Thank you, Senator Montoya.

Senator MONTOYA. You have quite a lengthy statement. Do you have a summary?

Mr. KELLY. I have.

Senator MONTOYA. The statement will be made a part of the record. [The statement appears at p. 196.]

Senator MONTOYA. You may proceed to summerize your statement.

Mr. KELLY. Thank you very much, Senator.

Mr. Chairman and members of the Senate Economic Development Subcommittee, thank you for the opportunity to address you today.

As president of the National Council for Urban Economic Development, and director of the Division of Economic Development, in the New Jersey Department of Labor and Industry, I frequently find myself in the position of having to address national State and local economic development issues.

Operating from this vantage point gives me a unique perception of the direction in which both our States and our country are heading. It also enables me to compare similar causes and effects, and conclude with little doubt, that in the area of economic development, our Federal Government would do well to examine the policies and experiences of those States which have historically been involved in this process.

My own State, the State of New Jersey, not unlike our Nation as a whole, is a State of contrasts. We are heavily industrialized while being equally dependent on our productive rural farmlands.

Our suburban residents live in middle and upper class communities—in many cases just a stone's throw away from blighted, decaying urban pockets of poverty. These seemingly independent areas, however, are being universally threatened by a single factor—the plight of our cities.

Every public commission, every independent task force, and every industrial group committed to an analysis of New Jersey's economic past and future have determined that we have only one feasible alternative available; and that is to return our cities to economic viability. The economic growth and stability of New Jersey is dependent on the economic recovery of our cities.

New Jersey has clearly stated its priorities, and I urge you, ladies and gentlemen, to consider adopting these same priorities nationally. The facts mandate your attention:

First, there is the relative cost of development versus waste. New building and infrastructure construction costs in our suburbs are becoming prohibitive. Moratoriums on construction of sewerage and utility facilities have already been imposed in many New Jersey municipalities where these systems, which were never designed for the heavy industrial user, are being overburdened.

On the other hand, a loss of industry within our cities has resulted in underutilization of existing infrastructures which are still capable of supporting heavy industry.

Second, there is the ever-increasing demand for social welfare programs and costly municipal services to support the massive concentration of our unemployed semi and unskilled labor force located within our urban core centers. Unless you are committed to creating jobs for this presently unproductive sector of our economy, we will find our local, State and Federal governments unable to do little more than raise the money needed to subsidize the very basic health and housing, needs of our city residents.

This is, of course, in addition to the increased costs of fire and police protection necessary to counteract a rising crime rate which historically accompanies prolonged periods of unemployment. Jobs and ratables provide the only vehicle for relief from this endless dependence on the public till.

And finally we must consider the future of our dwindling open spaces. New Jersey alone must create 1 million jobs in the next 10 years to accommodate our increasing labor force. Where are the majority of these jobs going to be if not in our cities?

In New Jersey we know where they are likely to be. They are likely to be on tracts of land now devoted to farming, but destined to house a sprawling industrial facility. They are likely to be where recreation facilities and parks now stand. And we can't just zone these problems away. If not in the cities, and not in the suburbs, and not in the rural areas, then where?

Those are the problems, now what are the solutions?

The solutions can be found in a comprehensive national economic development program, administered through a fiscally strong, responsive, accessible Federal Economic Development Administration, and dedicated to the recycling and revitalization of our cities.

This program must be flexible. It must define the broadest possible parameters if it is to effectively deal with the various levels of government and private interests necessarily intrinsic to all economic development programs.

The program must be developed with input from both the public and private sector, and then must be accessible and responsive to these same interests during all implementation phases.

Additionally, the Federal Economic Development Administration must work closely with other public agencies in the areas of transportation, environmental protection, manpower training and community development to insure that these related functions dovetail with the overall goal of urban revitalization.

And most importantly, it must be fully funded. Inadequate appropriations impose the need for restrictive administrative authority and necessitate the adoption of regulations and policy which prohibit the Federal Economic Development Administration from carrying out all of the powers Congress vested in them.

While we would prefer a bloc grant system, providing it is fully funded and delineates appropriate responsibilities at the State and local levels, it is equally important that a multi-year funding commitment be established to provide funding predictability and allow municipalities to make immediate and discretionary judgments when necessary.

And we commend this committee's position regarding a 3-year extension of the Public Works and Economic Development Act. The present policy of project-by-project approval renders long-term continuity and short-term predicability virtually impossible.

Admittedly, neither the problems nor the solutions delineated in my testimony tell the whole story. Nor is the future of our cities guaranteed by increasing the price tag or the degree of public and private involvement. Nonetheless, we cannot afford to perpetuate the ostrich-like pattern which we have historically followed.

It is ironic that current administration policy which appears to be dedicated to the concept that our economic recovery lies in the hands of our private sector, simultaneously proposes a one-third cutback of the only Federal Economic Development program specifically designed to use and leverage private capital.

While I begrudge nothing to the wholly publicly funded Community Development Program, there is a blinding inconsistency at work here which you, the members of this subcommittee, can correct. I encourage and implore you to focus your attention and energies on those vital links to eventual economic recovery—our great American cities.

Thank you.

Senator MONTOYA. Thank you very much, sir.

[Mr. Kelly's prepared statement follows:]

Statement Of Thomas A. Kelly, President, National Council For Urban Economic Development.

Mr. Chairman and Ladies and Gentlemen of the Senate Economic Development Subcommittee, thank you for the opportunity to address you today.

As President of the National Council for Urban Economic Development, and Director of the Division of Economic Development, in the New Jersey Department of Labor and Industry, I frequently find myself in the position of having to address national, state and local economic development issues. Operating from this vantage point gives me a unique perception of the direction in which both our states and our country are heading. It also enables me to compare similar causes and effects, and conclude with little doubt, that in the area of economic development, our Federal Government would do well to examine the policies and experiences of those states which have historically been involved in this process.

New Jersey was one of the first states to industrialize and is now the most heavily industrialized state in the nation. But we are equally dependent on the preservation of our farmlands, and recreational areas, and take pride in the beautiful residential suburbs which sit on the outskirts of and sharply contrast with our bleak, deteriorating urban centers. What I am painting is a picture of a state whose boundaries contain textbook prototypes of open rural areas, middle and upper class suburban communities, and urban pockets of poverty. In short, New Jersey has it all.

These seemingly disparate parts which comprise our State, however, are, in fact, intrinsically interdependent. The economic growth of New Jersey is directly related to the economic recovery of our cities. In the final analysis, we have only one feasible course to follow and that is to return our cities to economic viability. The Governor, his Cabinet, our county and local officials, and our industries are working with a clear mandate to halt this dangerous pattern of urban decay. The reasons for this mandate are equally clear:

First, there is the relative cost of urban development vs. urban waste and this encompasses both economic and sociological costs. The dollars and cents of land preparation and construction of utility lines, sewerage facilities, access roads, and new buildings are quickly becoming prohibitive. There are suburban communities in which moratoriums have been imposed because their existing infrastructures simply cannot handle additional development. Our cities still have the capability to meet industrial needs with existing roadways, utility lines, and facilities. Again, we are talking about recycling and refurbishing what we already have without having to burden those systems which were never designed to address the needs of the heavy industrial user.

Similarly the efforts we have made as a nation in the area of environmental conservation are easily nullified by a continued pattern of unchecked suburban sprawl. As industry has steadily

left our urban centers, we find our suburbs and rural areas suffering from increased traffic, noise and congestion. Our cityscapes, on the other hand, provide the potential balance needed to ensure the preservation of those specialized assets only found in distinctly rural and suburban areas.

We have also considered the cost of neglecting our labor force. Our cities' unemployment rates are alarmingly higher than the national average, and will retain this dangerous level regardless of the national economic trend if we continue to ignore the concentration of semi-and unskilled workers who historically inhabit our urban centers. Without accessible jobs, we can anticipate continually rising costs in welfare and related social services. Without a renewed influx of ratables and private capital, we ensure a city's inability to maintain even minimal municipal services, thereby guaranteeing an eventual dependence on State and Federal subsidies. New Jersey has cities which have had to impose an additional tax on its people for support of their very basic right to police and fire protection. And without a return of viable employers to our Cities we undermine the basic dignities of our people and, in fact, underwrite the probability of total dependability on the public rolls. New Jersey cities are presently sustaining an entire generation of minority labor force entrants who have never held a job. We simply can no longer afford in either human or fiscal terms to allow this pattern of self-destruction to persist. Under our present

budget shortfall, we have no choice but to reshape our nonproductive cities into productive assets.

A blue ribbon commission, organized by Governor Byrne to report on New Jersey's economic past and future, recently released their report and in it they stated that at the outset of their hearings one topic quickly emerged as a concern "of the first magnitude" -- the impact of "mounting urban distress and decay" on all areas of the State. They concluded that if left unchecked, this same economic and social debilitation would spread and summarily incapacitate our suburbs and exurbs. It is not a pretty picture. But it is not without redress.

Keeping in mind that New Jersey is, in fact, a microcosm of the rest of the country, I represent to you that the priorities we have recognized must become national priorities. The State of New Jersey has recently organized an Urban Task Force to advise and direct our State Economic Development Authority in its urban economic development efforts. We are presently amending our Economic Development Authority to expand its powers and provide more flexibility for development within designated urban zones. Recognizing that our crippled cities are unable to devote either the funds or human resources necessary for substantial economic revitalization, and that the investment of private capital is essential to accomplish these ends, the Administration has assumed a leadership role in the coordination of both public and private interests.

We are proposing legislation which would allow a municipality to designate areas within its jurisdiction as urban growth zones, and we are encouraging them to do this with an eye towards not only solving immediate problem areas, but also preventing potential areas from becoming impacted.

We are proposing legislation which would enable the State Economic Development Authority to provide specific state tax incentives and abatements for industrial development within these urban zones.

We are proposing legislation which would establish a one-step permit process to expedite and streamline what is now a complex and time-consuming bureaucratic procedure. But like the Federal Economic Development Administration we have certain powers (e.g. land acquisition) which we have not been able to exercise due to fiscal constraints. Nor can we or anyother State or local agency expect to be able to implement these types of proposals without substantial commitment from the Federal government.

The Federal Economic Development Administration is not presently equipped to handle the problems of New Jersey's cities, no less those of the rest our country's urban centers. Inadequate appropriations and rigidly defined authorizations have rendered it woefully ineffective because:

First, a great number of worthwhile and innovative projects cannot be funded and are therefore abandoned.

Second, these limited resources make funding predictability virtually impossible, and therefore make it extremely

difficult for State and local cooperating agencies to plan the development of a project with confidence. This planning factor is especially important to a program designed to utilize and leverage private capital.

Third, restrictive administrative regulations prohibit the Economic Development Administration from carrying out the powers they do have.

The route to adequate Federal involvement must necessarily be via a comprehensive National Economic Development program, administered by a responsive, accessible, fully-funded Economic Development Administration.

Federal, State, and local roles in this comprehensive plan must be well defined, as must be the involvement of private interests. Interaction among the different levels of government and between the public and private sector is essential to intelligent implementation of any programs, as is input from these varied interests at all planning and implementation levels. Federal, State, and local Agencies with jurisdiction in other areas, such as transportation, environmental protection, utility regulation, and housing must be integrated into the economic development process to ensure that these related functions dovetail with the goals of urban revitalization.

This interrelation is further underscored by the need for multi-year funding commitments. While we would prefer a block grant system if it is adequately funded and contains appropriate responsibility designations at the state and local levels, it is also important to ensure that whatever funding mechanism is ultimately established, it must not inhibit the original intent

of Congress. Long and short term continuity is impossible under the present policy of project-by-project approval. Categorical funding, although not our preference, can still be retained without this disjointed process. The use of "planned variations" in a multi-year funding program would enable the Economic Development Administration to control the use of their funds, while allowing municipalities to make immediate and discretionary judgments when necessary. And, finally, we must afford our State and local governments greater flexibility to fulfill their unique and highly specialized needs. Blanket approaches, whether national or regional are only effective when they address those problems which are commonly shared. Multi-state solutions can only solve multi-state problems.

Admittedly, neither the problems nor the solutions delineated in my testimony tell the whole story. Nor is the future of our cities guaranteed by increasing the price tag or the degree of public and private involvement. Nonetheless we cannot afford to perpetuate the ostrich-like pattern which we have historically followed. It is ironic that current policy which appears to be dedicated to the concept that our economic recovery lies in the hands of our private sector, simultaneously proposes a one-third cut back of the only Federal Economic Development program specifically designed to use and leverage private capital. While I begrudge nothing to the wholly publicly funded Community Development Program,

there is a blinding inconsistency at work which only you, the members of this Subcommittee, can correct. I encourage and implore you to focus your attention and energies on those vital links to eventual economic recovery--our great American cities. Thank you.

69-393 O - 76 - 14

Senator MONTOYA. We will hear from the next panel member. Do you have a statement?

STATEMENT OF D. KENNETH PATTON, PRESIDENT, REAL ESTATE BOARD, CITY OF NEW YORK

Mr. PATTON. No, I don't. I will submit some written material subsequently, if I may? (See p. 207.)

Senator MONTOYA. You may do so.

Mr. PATTON. My remarks this year will be brief, perhaps briefer than in previous years.

Senator MONTOYA. We hope so.

Mr. PATTON. The cities of America that we are talking about today have, even in the unrealistic terms that you discussed previously about the unemployment statistics, a collective unemployment rate which is higher than it was in Watts in 1967.

If the hundred largest cities measured their unemployment now, it would be the same as it was in Watts when it blew up 8 years ago.

The best projection the Administration can give us for the next 6 years, through the 1980's, is that every year will be worse than any previous recession that we have had.

The cities of America, not New York alone, are facing not only the social burdens but an increasing incapacity to deal with them because of a decline in tax revenues. Their costs are going up. Their revenues are going down, relatively speaking.

The absense of a meaningful Federal input to economic and job development in our cities is causing the cities to do what? They are tying up their tax levied funds in land banking and capital to prepare for economic recovery and economic development over long periods of time.

And they are affording tax abatements and the use of tax increment financing to deplete their own tax revenues to solve the problem of unemployment.

I would submit that the cities of America need additional aid from the Federal Government, not to bail out the cities when they no longer have revenues to meet their budgets but to give them the means of creating the jobs and the tax revenues locally so they can solve their own problems.

What the cities really need is hardware rather than welfare. In order to achieve it, we believe that the Economic Development Act the Public Works Act just vetoed, should be enlarged in their total dollar commitment to the urban centers.

When I say "enlarged," this bill should move its appropriations toward the authorized level, which would be an important first step.

But more importantly, I think, a couple of areas have to be dealt with. The cities need longer term funding horizons to deal with their planning. In New York City today, we have seven major economic development projects stalled for want of funds.

The very means to solve our problems are curtailed. In other cities we see not accelerated public works but decelerated public works in the face of this emergency.

Had we the funds projected, long-term, 3 years ago these projects would continue. But from year to year we await an input of this

or that Public Works loan or grant from the Federal Government. It is no way to run a city and an economy.

The next thing we need in cities is more flexibility in the use of our funds. We believe that the use of the rotating funds principle provides both leverage, local management, and the flexibility that is so important.

In addition, there are a couple of points that could be used to further the release of money. The availability of interest supplements, loan guarantees, lease guarantees, those things that have been incorporated increasingly in the act are important tools in the urban centers.

Going back to 1968, when we first argued for the urban eligibility in this bill, it has always been clear that the cities offer, with their present infrastructure, many of the attributes—conserving land and conserving resources—which provide an opportunity to leverage Federal development funds and other grant funds to a greater degree.

I feel better about the bill this year in terms of the broad based general commitment to economic development. It is a sad note, though, for me and I think my colleagues that this commitment should have finally come in the face of the most desperate economic conditions. It comes perhaps 2, 5 or 8 years too late to have anticipated the problems and met them.

I hope we will begin to reform our efforts and reorder our priorities this year.

Thank you.

Senator MONTOYA. Is it your feeling that we should increase or provide for an authorization for a directed thrust toward cities in the field of economic development?

Mr. PATTON. Yes. I think that the cities have today perhaps 60 to 70 percent of the problem and they are receiving about 19 percent of the allocations.

Senator MONTOYA. Of course they have revenue sharing.

Mr. PATTON. Yes, of course their revenue sharing and community development grants. The problem there, of course, is that the cities are net exporters. The large cities are net exporters of revenue sharing funds. We have been studying in detail, at the Council for Urban Economic Development, the allocation of the community development moneys.

There just has not been time, given the overhang of old programs, for cities to reorder those moneys. So it has not been effective enough in its response to the present economic crisis because of the preexistence of the categorical grant programs that had to be continued in most cases.

Senator MONTOYA. The problem with this committee has been that we have been almost on the edge of the precipice, so to speak, because the Administration has been trying to do away with EDA. We have managed to survive by providing very conservative appropriations. We have been increasing the funding over the budget estimates of the Administration.

In fact, OMB cut us back this year in budget estimates to what they requested last year.

The budget message for 1977 calls for $223 million for EDA. This compares with what we appropriated in 1976 for the current fiscal

year of $360 million. For fiscal year 1977, they are asking for $223 million. This is $137 million less than was appropriated by the Congress.

But that is the plight we are in, that the authorizations that were passed out of this committee are high. The budget estimates that have come in are very low. Then we increase the appropriation over and above the budget estimates, but this is not even enough.

It is not even a drop in the bucket as far as the cities are concerned, if they would get it all.

Mr. PATTON. A couple points of reference. First of all, I think part of the economic crisis can be traced backward to 1971 and 1972, when we had the impoundments of EDA money, the veto, and the resuscitation of them.

We are just experiencing the lag time between those events and this recession.

France is spending $7 billion on public works oriented, long-term economic development projects to meet its emergency which is miniature by our standards.

In New York City, we are proud of the fact that, starting from very little a few years ago, we are up to spending anywhere from $30 to 70 million a year of our own money on economic development projects.

That gives you some idea of the amount of money that one city could allocate, and it falls far short of what we need obviously, in our city.

I think if you could go through other cities and see the sums involved you would get an idea of the total proportion of this investment.

If the Administration continues to look at it as an expense, it must really face its expenses. If it doesn't mind spending $23 billion to handle expenses of the unemployed, but it is unwilling to invest any more than $220 million to permanently reduce unemployment, then they are really going to find out what expenses are.

Senator MONTOYA. Of course, you are the recipient of community development bloc grants and also you participate in other programs administered by the Department of Labor, such as CETA.

There are also some other Federal grants that go to the cities for sewage and what have you.

We recognize that this is not adequate enough to cope with the problems that many of the cities in this country face. Of course, we have no jurisdiction over community development funds in this committee.

The jurisdiction belongs to the Banking and Currency Committee.

We have to do what we can to cope with the economic problems, not only of the cities here but also the rural areas of this country. This economic development program and the legislation was initially oriented toward economic development in the rural areas.

Then we had the special impact provisions, which enabled us to go into special situations in the ghetto areas of this country, but only on a limited funding basis. That is the problem we face.

[Mr. Patton's prepared statement follows:]

STATEMENT OF
D. KENNETH PATTON
PRESIDENT OF THE REAL ESTATE BOARD OF NEW YORK
BEFORE THE
SENATE SUBCOMMITTEE ON ECONOMIC DEVELOPMENT

March 16, 1976

Mr. Chairman, my name is Kenneth Patton. I am presently the President of the Real Estate Board of New York and previously was the Administrator of the New York City Economic Development Administration. I am also a past president of the National Council for Urban Economic Development and currently chair that organization's Legislative Research and Education Committee.

For the purpose of my statement today, I would like to go back to my days as a public official heading up the Economic Development Administration in New York to describe to you something of what economic development in an urban setting is like because I feel there are significant quantitative and qualitative differences between economic development in cities and in rural communities. The Public Works and Economic Development Act of 1965, to which we are directing our attention today, and the federal Economic Development Administration which implements the programs established by that Act, were principally designed to meet the needs of rural communities. Applying the provisions of that Act to the realities of urban economic development is not always a graceful transition.

One overriding feature of urban economies is their complexity either when viewed statically or dynamically. While several large firms may anchor the typical city economy, that economy is generally characterized

by a multitude of small firms, each making independent management decisions, and each intricately knit together with others to form industries with suppliers and customers relating at all levels of the production process. In New York City, over 80% of the city's firms employ 20 persons or less. The expansion, demise, or out-migration of any single, especially small, firm may not be crucial to the vitality of a city's economy. But, to the extent that such action by a single firm or small group of firms signals a general industry shift, it is significant.

Another important feature of many cities is that they are established economic centers which have peaked and are either stabilizing or experiencing decline rather than underdeveloped areas which need to begin moving up. This situation in cities has the advantage of an existing economic infrastructure of streets, sewers, utility networks, and transportation systems on which to base economic redevelopment. But it also means that urban economic development, whether it is directed toward retention of existing economic activity or attraction of new business, must take place in a setting characterized by outmoded, deteriorating, and sometimes abandoned structures and by a scarcity of vacant, readily developable land. As a result, an important part of urban economic development involves demolition or rehabilitation of structures and public acquisition and banking of land so that when development opportunities arise the land can be made readily available.

Because of the complex nature of the urban economy, the work of the harried urban economic developer boils down first to trying to keep tabs on where his economy is now and is going in the near or distant future. This means monitoring a huge number of firms and even a

substantial number of industries. Generally this must be done in the absence of either adequate staff or sufficient data. Secondly, the urban economic developer is faced with making judgements simultanteously on a great number of fronts about which actions by private firms have now or will have significance for the city's economy, and further about whether a developing trend will yield to intervention strategies by the city or whether it is the result of broader economic factors which the city is powerless to alter. And thirdly, the urban practitioner must go on to devise and then implement intervention strategies where they are warranted.

But at this stage, he is confronted by a need to move quickly, by the general lack of readily developable land and hence the need to either rehabitate the outmoded structures that exist or demolish them and begin anew, by a convoluted and rigid city bureaucracy, by limited local or state resources, by a wild maze of regulations and time-consuming application procedures for tightly limited federal financial assistance which is often ill-suited to his particular development needs, and always by the competition from more alluring and often lower cost suburbs and exurbs.

Much of what I have described derives from the multi-faceted and dynamic nature of cities, a nature which we do not want to destroy or even simplify but rather to rejuvenate and strengthen. Further, I submit that much of the responsibility for local economic development--breaking down barriers to development, establishing a favorable local climate, assessing and monitoring the local economy, devising and implementing

intervention strategies, and re-arranging local priorities--rests with local and, to some extent, state officials. The work of the National Council for Urban Economic Development, an organization with which I have been associated now for many years, has done much to improve the capacity of local practitioners to meet that responsibility effectively.

But the lesson of the statements just presented by Mayor Maloney and Tom Kelly is that (a) cities have already declined too far to recover on the strength of their own initiatives alone and that (b) revitalization of the cities is a key factor in the nation's economic and social welfare. If these two premises are true, it then follows that the federal government must play a role not just in providing financial aid in sufficient quantity to have an effective impact, but just as importantly provide that assistance in a way that is relevant to the needs and conditions in cities. To fail in either respect is either to deny the validity of the two premises or to acknowledge failure.

Much has been said to this Subcommittee over the years, often times by me, about the need for more EDA funding. While recognizing that the present authorization level for the EDA program stands hundreds of millions of dollars above the appropriation level, and while further recognizing that responsibility for funding the EDA program rests principally with the Appropriations Subcommittee and with the Office of Management and Budget, I nonetheless must state that a national economic development program authorized at $850 million is inadequate. I suggest, instead, a level of at least $2 billion with the reminder that this level of federal financing will generate total development investment many times that amount, since public economic development expenditures, unlike community development spending, leverage private sector investment.

However, instead of dwelling on the funding level for EDA, I would today like to focus on the form in which those funds are made available. It is my strong feeling that federal EDA dollars, even at their presently limited level, could be used far more efficiently in cities and with far more impact if more local discretion were permitted over when and how to use them.

As I described earlier in my statement, urban economic development generally occurs in a highly complicated and fast-moving environment. It is, therefore, not surprising that the city practitioner often cannot devote attention to a problem until it is approaching crisis proportions. If at that point the urban economic developer, having identified the need for federal assistance in solving the problem, must undertake a multi-year application process for that assistance which is available to him only in predetermined shapes and sizes, he is likely to find himself inappropriately armed for battle long after the war has been lost. Successful economic development in cities cannot tolerate that degree of time lag or that degree of inflexibility.

To illustrate, I refer you to some work going on right now in the City of Philadelphia concerning the garment industry there, a crucial segment of that city's economy. By 1966, employment in the garment industry had risen to a high of 63,000 workers. A preliminary study of the industry was done at that time by a private sector group and, while some problems were identified, no action was pursued since the industry was not losing employment and was therefore not awarded as high a priority as other economic problems in the city. Out-migration began shortly thereafter, however, and by 1971 employment in that industry had dropped

by 15,000 workers to 48,000. In that year serious efforts to retain the garment industry involving the city government, the private sector, and the unions began. Three and a half years later, Philadelphia was finally able to secure a two-year, $250,000 EDA technical assistance grant. By then employment in the garment industry was down to 27,000, an additional loss of 19,000 workers.

Now in 1976, Philadelphia has at long last been able to piece together the kind of multi-faceted program that was needed from the beginning and that shows great promise for saving what is left of the garment industry. They are constructing a multi-use building that will provide inexpensive and appropriate production space for garment firms as well as housing health and day care facilities, and state and city government offices. They are moving ahead with a tax incentive program to assist individual firms for whom that kind of assistance is crucial to staying in Philadelphia. They are now managing, and will shortly buy, an old industrial building which will be renovated for use by private firms. They are taking steps to rehabilitate the area immediately surrounding the Garment Square section of North Philadelphia by installing better street lighting, improving parking facilities, and increasing security forces--all to encourage firms to stay. They are working out an employee ownership arrangement for a multi-tenanted industrial building so that firms presently occupying that building will be able to remain. And finally, they are working with the education authorities to amend the secondary school curriculum to include industrial sewing rather than just home sewing and to improve the image of factory, blue collar work.

Several characteristics of the Philadelphia case study are typical of economic development problems and programs in most large industrial cities. One is that even though the city recognized the importance of the garment industry to its economy and even though the nascent problems were identified as early as the mid-1960's, local economic developers could not devote attention to the problems at that stage because there were more critical concerns demanding their attention.

A second is that once the industry began to decline, it went downhill rather rapidly. Complicated industrial networks of small suppliers and customers are rather like a house of cards. The interrelationships often are delicate, and once one or two supports are taken away, the whole thing collapses almost at once. This meant that once the garment industry problem became sufficiently critical to demand the attention of city officials and business and union leaders, there was the need to move effectively and quickly.

Thirdly, the overall response to the problem is made up of several parts each related to one another. In cases like this the whole really is greater than the sum of its parts. Because of the interdependence, half measures are less than half as successful as the full multi-faceted program. Furthermore, if the full program cannot be achieved, then priorities begin to shift as the effort gets underway, and public officials need to be able to shift resources with shifting priorities. A city such as Philadelphia is far less likely to be able to consistently address the most important aspects of the overall problem under a grant-in-aid program such as EDA now administers in which a lengthy and separate approval process is needed for each separate piece than under a program in which

local officials have expanded discretion to make decisions, adjust priorities, and seize opportunities as the development process unfolds.

Fourthly, a key to Philadelphia's success has been an effective working coalition of the private sector, the unions, and the public sector. Coalitions such as these "work" when all parties have a major stake in success and when all parties have something to contribute. On both these scores, the public sector is an important partner under almost any circumstance. But when the public sector is armed with funds that can be used flexibly, for example, to fill in the chinks in projects principally funded by other parties, its ability to shape the ultimate economic development program in ways that are most appropriate for the "public good" and to leverage private sector investment are greatly enhanced.

All four of these conditions, true of the garment industry experience in Philadelphia and of economic development problems and programs in most other cities, suggest that federal economic development assistance, especially given its present scarcity, can be utilized more effectively in cities if local practitioners are able to use it according to their own timetable and their own sense of priorities all of which adds up to greater local flexibility and discretion.

Having, I hope, made my point that urban economic development requires a high level of flexibility and local discretion, more perhaps than in rural settings, let me hasten to add that this need not be achieved at the cost of adequate federal accountability. I am not suggesting that the federal role, as in the case of general revenue sharing, should be limited almost entirely to doling out money. I am, however, suggesting

that the federal role in economic development should be to establish national priorities and objectives, to require that quality planning efforts precede funding and to review those plans on a regular basis to insure that local objectives continue to concur with federal objectives, to establish performance standards which local, state, or regional grantees must meet, and to monitor performance. Within those federally established parameters, local officials should be permitted the freedom to use federal funds at the time and in the ways that they think best to meet the objectives that they feel are most important based on local economic and social conditions.

Although I honestly feel that a truly effective national economic development program meeting the real needs of urban and rural communities alike would require a full scale revision of the Public Works and Economic Development Act, I nonetheless suggest that much can be accomplished within the present framework of that Act. Specifically, I would recommend the following:

1. The title I public works program should be expanded in authority and appropriations. Land acquisition and land banking should not only be permitted but encouraged. Localities should be funded to either build or rehabilitate industrial and commercial facilities for use by private firms and, to the maximum extent possible, EDA should make multi-year funding commitments to localities based on well-formulated and realistic development plans.

2. The flexibility in title II should be greatly expanded especially to allow EDA to capitalize local development corporations such as

the one in Dayton, Ohio which Mr. Schneider will describe. These corporations are being established in many cities across the country and, while their scope of operation varies usually according to state enabling legislation, they almost always have more flexibility than existing EDA programs to better meet the financing needs of a particular development problem and to better leverage private sector investment. In addition, we should be giving serious consideration to establishing a secondary market for EDA loan and guarantee paper to increase the productivity of the federal dollars in these programs. This, incidentally, is especially important in small communities where local banks often do not have sufficient assets to make loans of the size needed in economic development ventures but could make or guarantee those loans if they were able to subsequently market the paper.

3. The section 302 planning funds should be greatly expanded to make that a truly national planning program. Further, EDA should be strongly urged in its administration of that program to emphasize high quality planning and leave specific decisions as to the structure of the planning operation and the type of planning to be done up to local officials.

4. The Section 405 Urban Economic Development Program proposed by Congressman Robert Roe should be adopted. This provision not only addresses the problems that cities have encountered in getting designation, but also speaks to the inadequate funding and flexibility problems that have plagued cities.

5. Title IX should be expanded and its provisions brought to bear on the problems of long-term economic deterioration which, for cities, is what economic adjustment is all about.

Gentlemen, I thank you for your kind attention and will be happy to answer any questions.

Senator MONTOYA. In light of the restrictions that are placed by the President and the Administration on this program, how can we expect to give hope to the cities of this country when the funding is so limited?

Do you think that this committee should expand on its authorization? What do you think the Congress should do to appropriate more money, in light of the austerity program which has been initiated this year here in Washington?

Mayor MALONEY. Mr. Chairman, if I may, Mr. Schneider, who is the executive director of City-Wide Development Corp. in Dayton, Ohio, has some interesting views on that in his prepared statement.

Senator MONTOYA. All right, if you will expand on that.

STATEMENT OF WILLIAM J. SCHNEIDER, EXECUTIVE DIRECTOR, CITY-WIDE DEVELOPMENT CORP., DAYTON, OHIO

Mr. SCHNEIDER. Dayton's City government has earned a reputation for innovation and creativity. The most recent issue of The Nation's Cities magazine devotes a substantial article to Dayton's programs designed to combat urban decline. ["An Urban Conservation Report from Dayton on Managing Urban Decline"; The Nation's Cities; March, 1976; pages 17–24.] The article notes that, "municipal innovation is not new in Dayton. One of the country's first city manager cities; a pioneer in information systems, program budgeting, and citizen participation; a frequent test site for Federal discretionary programs and innovations; and a veteran of Model Cities, Planned Variations, and the full range of Federal categorical programs, Dayton is now turning its accumulated experience to new uses in a new era. [Page 19; The Nation's Cities; March 1976.]

So, when its economy began to sag in the early 1970's the City Commission instructed the city manager to devise a new and flexible response to the problem. The city manager was guided by four objectives in designing his response to the city's economic ills:

First, a method for bridging the communication and coordination gap between the public and private sectors was necessary;

Second, neither public nor private financial resources working independently were sufficient to accomplish the scope of development required;

Third, more flexible subsidy techniques than currently available through existing local and Federal programs were required; and

Fourth, whatever the form devised to carry out the program, it must retain political responsiveness to the City Commission and to the citizens of the community.

The city manager determined that the most appropriate organizational form to carry out the economic development effort in Dayton would be a nonprofit corporation. The City Commission then took the initiative to create the City-Wide Development Corp.

The nonprofit corporate form allowed the City Commission to appoint a board of trustees composed of businessmen, community leaders and top city administrators. The board structure accomplished the objective of bridging the gap between key people in the public and private sectors since as board members they were required to deliberate and reach conclusions in concert.

In addition to participating actively in decisionmaking, each board member contributes his or her own expert knowledge and guidance to the staff. Because the board provides this expert guidance, the staff has remained small, and yet a high volume of work is accomplished.

The selection of projects by City-Wide's broadly representative board gives both public and private sector participants the confidence to invest their financial resources in joint projects.

When City-Wide shares the risk, private investors will invest in projects which they otherwise would have considered too risky. And, although City-Wide is expected to assume risks, its board members act prudently in investing the funds entrusted to it.

This prudence has paid off, for despite the high risk nature of its portfolio, City-Wide has yet to lose money on an investment.

The corporation's legal separation from the city gives it the flexibility to tackle development problems in the most cost-effective way. The City Manager recognized that embarking upon a program of economic development would lead the city into areas of activity previously dominated by the private sector.

It was clear that to accomplish the desired results the public sector would have to borrow many of the investment techniques which were previously the exclusive domain of private lenders, builders, and developers. The city government itself is restricted from using many of these techniques, but City-Wide, as a nonprofit corporation, is not. This flexibility combined with its capital pool gives City-Wide the ability to select the most appropriate and cost-effective technique for each of its investments. However, the kind of capital leveraging which City-Wide has accomplished is not entirely new to government. For example, it is analogous to the leveraging accomplished by SBA loan and lease guarantees.

The legal independence required to carry out a flexible program wasn't accomplished at the cost of accountability to elected city officials and to the community. Important controls are maintained by the city including:

—Appointment of City-Wide's board of trustees by the City Commission;

—Consideration of capital grants to City-Wide as a part of the city's regular budget process so that City-Wide's expenditures are subject to the same scrutiny as other city departments;

—Provision of capital grants to City-Wide by means of contracts which include performance standards that are regularly measured by the city's Office of Management and Budget;

—Opening meetings to the press so that City-Wide's investments are open to public view;

—And maintenance of the corporation's books by the city's own Finance Department.

In addition to these formal safeguards, close informal ties with both elected officials and City staff are maintained. Senior City staff serve on City-Wide's board and on all of its committees.

The staff and board meet jointly with the City Commission several times a year to discuss progress being made. City-Wide engages in a day-long planning session annually in which the City Commissioners participate and the written work program which is developed out

69-393 O - 76 - 15

of the planning session is provided to the City Commissioners for their review and comment. The staff of the Corporation also participates in many city hall task forces and planning groups to assure that close coordination with the City's plans is maintained.

During the first 3 years of its operation City-Wide has received more than $6.0 million in capital contributions from the city. These funds serve as a revolving pool of investment capital which City-Wide puts to use in ways which are not normally associated with governmental approaches to economic development.

"City-Wide takes an investment rather than a grant approach to stimulating development," said Mayor McGee in the recent Nation's Cities article. "CWDC has not given $1 of the $6 million it has had under its control, to any local business as a grant. Rather, City-Wide has invested these dollars to achieve the same results but with the added advantage that the dollars will return and be able to be used again and again to create additional benefits for the city." [page 23; The Nation's Cities; March 1976]. Some examples may illustrate this point.

Senator MONTOYA. What kinds of investments have you made? Give me some examples.

Mr. SCHNEIDER. I am just about to do that.

One of Dayton's most important economic development priorities is to stimulate non-manufacturing employment in order to reduce the city's dependence on slowly growing manufacturing employment.

Downtown development seemed a good way to accomplish this priority. An early effort was to develop a first quality downtown hotel which would provide substantial employment and round out a recently completed convention center and convention parking facility built with City funds.

City-Wide took the lead in putting together the financial package required for the development. City-Wide purchased the hotel site and leased it to a limited partnership organized for the project. The partnership, in which City-Wide has an equity investment and is the general partner, raised $1.5 million of local private equity to secure an additional $5.5 million of long-term debt finance from an insurance company.

The hotel will open in July and employ a staff of 300. Convention bookings at the City's center are up significantly. City-Wide's flexible investment approach necessitated a cash investment by the corporation of only $200,000 to generate $9.0 million of total investment to accomplish the project.

The hotel could not have been built without City-Wide's financial assistance and willingness to assume the risks involved in the role of a general partner in the project. The subordinated lease-back technique used to provide a significant subsidy and City-Wide's equity investment required to become general partner in a limited partnership are both techniques not allowed under current EDA programs. Plans are now underway to develop an adjoining block for retail and entertainment uses utilizing a similar financing approach.

While focusing on diversifying Dayton's employment, City-Wide has not neglected the city's mainstay, its manufacturing base. Among other things, City-Wide has used its capital pool to make construction loans on speculative industrial buildings.

Speculative buildings are those built without a specific tenant in mind. Such buildings are important to job retention because firms which want to expand or relocate often want space immediately. When such space is not available in the city, these expanding local industries look to newer suburban industrial parks where speculative buildings are in ready supply.

Financing for speculative buildings is not permitted under current EDA programs. While loans are available from EDA, they are only available upon presentation of a specific client and only after a lengthy application process few industries would be willing to wait out.

City-Wide has also engaged in a program of strategic land assembly. The Corporation recognizes that the most productive local economic development campaign is aimed at keeping an existing industry satisfied in its present location. One common problem encountered by center city industries is difficulty in acquiring needed nearby land for expansion. When such land is unavailable or available only at an exorbitant cost local industries look for a new location.

In such instances, City-Wide has undertaken the task of land assemblage. While the Corporation does not have the power of eminent domain, in instances where City-Wide is unable to negotiate a purchase at fair market value the City has the option of public taking after due process.

While assemblage of a number of small lots for industrial expansion is often an expensive task, it is far less costly than the resultant loss of jobs and tax base if an industry moves out. Use of qualified and independent professional appraisers assures fair play.

To cite just one example, City-Wide, with the help of the City's urban renewal program, assembled a 3-acre site for a basic industry considering a move to a location outside the Dayton labor market. When the industry discovered that land could be made available with the help of the public sector it embarked upon a $2 million expansion program and added 50 new jobs.

As the single focus for the City's economic and community development efforts, City-Wide has been able to orchestrate job creation and community improvement programs so that they lend support to each other. For example, 2 years ago City-Wide began to make loans to buyers of dilapidated homes in a historic area of the City which was, most thought, ready for the wrecking ball.

From the experience of other cities it seemed likely that if housing development occurred commercial development would be close behind. Now, in just over 2 years, City-Wide has provided purchase and rehabilitation loans on 60 houses with a $500,000 revolving fund which has produced $1.9 million of new housing investment.

The Corporation has also made construction and second mortgage financing available for two restaurants, five commercial buildings housing small shops, and a dinner theater all in the same historic area.

The key to successful commercial development in the district is City-Wide's ability to respond quickly when a local entrepreneur identifies an opportunity in the district. Quick action not possible under current EDA programs allows the entrepreneur to capitalize on the historic district's momentum and the considerable community interest which it has generated.

City-Wide has also accomplished considerable leverage of its funds in the district by participating in commercial loans with local lenders. Whereas, a local lender may consider a project too risky for it to tackle alone, the lender is willing to participate in the loan if City-Wide provides a 20 percent second mortgage. This approach which conserves public investment is not possible at the present time utilizing EDA programs.

In addition to the techniques named above City-Wide makes equipment loans, loans for leasehold improvements, purchases and rehabilitates homes, assists minority businesses, and helps to plan and coordinate the city's overall development efforts.

Since its inception in March of 1973, City-Wide has invested $4 million of its own funds to create $23.4 million of total investment which yields $286,000 in new taxes per year and provides employment for 1,020 workers.

Of the $4.0 million invested, only $200,000 is invested for more than 5 years putting City-Wide in a position to roll over its capital very quickly for additional investments. City-Wide has created one new job for each $4,000 it has invested and leveraged $6 of private investment for each dollar it invested.

Funds for City-Wide's capital pool originally came from flexible Model Cities funds. More recently, funds from the City's Community Development Block Grant have been City-Wide's source of capital. Block Grant funds, as you know, come with restrictions as to their use for economic development programs. For instance, they cannot be used for new construction nor for equipment loans.

They cannot be used for loan on any kind of new facility.

In view of these existing restrictions and HUD's inclination to further restrict use of Community Development Block Grant funds for economic development there is a need for funds to support local economic development activities.

We strongly believe that a successful local development effort must include coordinated community and economic development efforts. Therefore, flexible and predictable funding is required for local economic development programs similar to Community Development Block Grant funds for community development.

As I hope I have demonstrated by our experience in Dayton, such funds can be used in creative and responsible ways to leverage substantial private development, development which will provide the jobs and income our citizens need.

A statement by Mayor McGee in the current issue of The Nation's Cities synopsizes our objective in Dayton. "The role of economic development is to exert a positive influence on private investment so that the quality of life in the community is enhanced." [page 19; The Nation's Cities; March 1976].

Traditional governmental approaches such as urban renewal are no longer adequate nor, to a great extent, are the approaches offered by EDA. They are inefficient forms of subsidy and too time consuming and rigid in their application.

Local governments must turn to organizations like the City-Wide Development Corporation and other locally initiated and locally responsive economic development tools. A concurrent flexibility and funding priority at the Federal level is required as well.

Thank you very much, Senator.

Senator MONTOYA. Thank you very much for a fine presentation.

You indicate in your statement that other loans were made which are outside of the permissive provisions of the grant under Model Cities, and so forth.

How did you develop this capital structure for these other loans?

Mr. SCHNEIDER. Our capital structure, which is as of this year about $7.5 million, involves some of our city's own general fund moneys, about $1.5 million there, and about $2.5 million of planned variation funds under the old Model Cities programs which are flexible and may be used for economic development purposes.

We have in addition received the remainder of our capital pool from bloc grant funds which may not be used for economic development but only for housing development.

What we are doing now is simply using the funds we have on hand as they revolve back to us for economic development investment.

Senator MONTOYA. What kind of repayment are you experiencing?

Mr. SCHNEIDER. We have not suffered any defaults as of yet. Our loans vary as to the interest rates on the loans depending on how important the project is to the community and also what the market will bear as far as the project's ability to pay.

We have committed loans with interest rates as high as 13 percent and as low as 6 percent. As I pointed out, most of our loans are on a short-term basis with either the construction loans or interim financing or loans that are made over a longer period but with a balloon repayment of a large amount of principal, say, at the end of a 5-year period once the business gets on its feet.

Senator MONTOYA. Do you know of any other cities that are doing this?

Mr. SCHNEIDER. There are, I believe—and maybe some of the other panel members have wider experience than I—a number of cities who are getting into using a local development corporation. I don't believe there are any of them which have yet developed to the point where ours, the one in Dayton, has and which has used as many techniques as we have used.

Senator MONTOYA. Do you also have the revenue bond enabling legislation?

Mr. SCHNEIDER. Industrial development bonds? Yes, and the usual kinds of tax abatements.

Senator MONTOYA. Is it a supplement under what you are doing in the City-Wide Development Corp.?

Mr. SCHNEIDER. Yes. Many of the industries we are dealing with are either not eligible for those funds or they are smaller industries who cannot practically afford to make an industrial development revenue bond issue, which is a very expensive undertaking.

Senator MONTOYA. What has this done toward conserving your downtown area?

Mr. SCHNEIDER. We have made a number of investments, both in downtown directly and near downtown. I mentioned the hotel project several blocks down. We are engaging, partly with general fund moneys and partly with our own funds in a whole block redevelopment where a meat corporation is building a new office building.

We are a construction lender on a new downtown department store which we believe to be one of the few downtown department stores being constructed in any city.

Now with these two projects underway, we are engaging in planning for the development of a bloc that stands between them. So that it has had quite an impact.

As I pointed out, the reason for concentrating on downtown development in our case is because our community is heavily dependent on manufacturing. That sector of our local economy has been hurt very badly in recent years.

Senator MONTOYA. Of course most of the State constructions do not permit that kind of investment by its political subdivisions.

Mr. SCHNEIDER. Our State Constitution permits the city to do economic development. It does not permit the city to use some of the techniques that we are using. So, rather than the city taking the role directly itself, it contracts with us to do economic development and leaves it up to us and our board—as I pointed out, with the overview of the city elected officials—to select the appropriate technique.

Senator MONTOYA. I recognize that this is a nonprofit corporation and that the city subscribes by investing part of its general revenues into it. But in many States that is not permitted.

Mr. SCHNEIDER. I see. I am, of course, not familiar with many State laws beyond Ohio's, Senator. I do have copies of the magazine.

Senator MONTOYA. We will certainly read it. I am very interested in the experience that you have had in Dayton.

Mr. SCHNEIDER. I think the important thing——

Senator MONTOYA. I think we have a similar setup in Albuquerque, N. Mex. We call it AIDS. They have been able to attract quite a bit of industry there.

Mr. SCHNEIDER. I think the important thing is, with a little local flexibility and with some funding available for this kind of activity, we can organize a local community, not only at the governmental sector but the private sector as well, to achieve great leverage and to address the most important problems to us, while we may not be able to do this under the existing categorical programs which limit us to certain techniques or certain kinds of investments or certain kinds of job creating activities.

Senator MONTOYA. Do you find that the landlords in the downtown area are very hesitant about improving their properties and making them more attractive?

Mr. SCHNEIDER. We have had a situation—again I can only speak from our own experience—where up until about 5 years ago there was almost no investment in our downtown at all. There was a regional shopping center which severely impacted our retailing businesses downtown.

The downtown business community woke up and said we better start making our places more attractive. So in the recent past we have had a great deal of new construction, although much of it is replacement retailing. A good deal of investment is now being made in the downtown areas.

Senator MONTOYA. I can tell you that one of the latest contributing factors to blighting the downtown area has been hesitancy on the part of the traditional landlords to improve their particular business.

Many now are waking up to the new challenges, but some are not. That is what has caused most of the blight in the downtown

area. Urban renewal had quite a bit to do to rehabilitate the downtown areas.

It takes human beings to feed their properties. I use the word "feed" because I have often said that the farmer, in order to make his horse work, has to feed him. And that is the same thing with property. You have to keep on trying to keep it up to date, renovating and improving it.

I would like to elicit from you gentlemen an estimate of the needs, if you have any, which the cities have in addition to the HUD grants and the revenue sharing grants. What would you estimate to be the need of our cities in this country in order to stimulate economic development? Do you have any figures?

Mr. KELLY. I can tell you one thing, Senator, that the $6.1 billion bill would be a tremendous help to the cities in New Jersey. We estimated that it would have meant about $350 million to our State.

You had asked earlier under the austerity programs what can we do about that in terms of the Administration. I say to you in terms of what my colleague, Mr. Patton said about the cost of unemployment insurance today, $23 billion, we in New Jersey are paying out $1 million a day.

We will be indebted to the Federal Government by 1977 to the tune of $1 billion.

Now, in terms of a cost-benefit basis, you look at that and the fact that many of our people in New Jersey have exhausted their 65th week of unemployment and for the first time in their life many blue collar workers are facing the welfare ethic as a lifestyle.

How do you deal with that in terms of cost and in terms of the benefit of the kinds of dollars that have come out traditionally and historically from the Economic Development Administration's programs with the kinds of examples of leverage that we have experienced through that program?

It seems to me that we could have put people back to work in our cities, either in Public Works jobs or through the kinds of efforts we are making at the State level. We are, on our own, making Economic Development in the cities a priority and are about to introduce legislation to provide urban growth zones in our cities. And, if necessary through our State Development Authority we will acquire land and land bank areas in the cities and put up the money to subsidize the land and subsidize land preparation for developers to come in and build.

We have talked with them and they are willing to do it.

The thing that would complement that program is a significant amount of funding across the board in all the Economic Development Administration's programs. Right now I would recommend funding to the tune of $2 or $3 billion rather than in the sums of $200 or $300 million we have been talking about.

That would be significant and a far cry from the $6.1 billion that only lost by three votes in the Senate.

Senator MONTOYA. That is right.

Mr. KELLY. I would prefer to be talking in terms of the funding levels of the Economic Development Administration's Public Works Program to the tune of $2 or $3 billion level, rather than to $300 million levels.

Mayor MALONEY. The situation we have in our city, as I said earlier, is not unique. It is typical. We have been going out of our way, certainly, to encourage businesses to move in. We have given major tax incentives so that the first year you build in our city there are no property taxes.

The next year it is 10 percent and each year it goes up. So it is not until the 11th year that you are paying your full assessed tax.

You mentioned the blight that we see in the center cities. We have told any retailer that if they improve their property that instead of their taxes going up as a result of improvement, their taxes go down. We have told this to residents as well because we know there is not enough Federal, State or local money to make improvements.

So you take one-half of the value of the improvements and subtract it from your current assessed value.

We have been able, for example, last year, even though we had a recessionary year, to generate about $45 million worth of new construction.

The point is that we see so much emphasis in the short run creating the CETA type approaches and the other type approaches towards resolving our urban problems.

As I mentioned in my prepared statement, we need more than that short term strategy. The problem is that we aren't developing the labor intensive job centers in the cities—heavily industrialized as they once were. Instead the only way we can deal with unemployment now is coming up with the short-term solutions.

I think that if we are going to ever have any significant change in the way our center cities function, the only way to do it is by pumping more economic development money in. It is going to create of capital investment to relieve the short-term demands that are constantly made to you and the Senate and the Congress.

If you talk to some of the mayors you will find that the problem with New York City is not unique anymore. I was talking to some mayors last night from Connecticut, where they are talking about 10 to 20 percent municipal deficits. The problem becomes how are they going to attract businesses into their community to help resolve their eroding tax base when they don't have the encouragement from the Federal Government to stimulate new businesses in their cities because there isn't that much Federal emphasis on doing something about these problems.

We see the problem that is going to come on. Instead of getting better in the city, it is going to get far worse and the demand to provide more social type programs is going to become tremendous.

I think we must do some wise planning and develop some strategies for what are we going to do toward the future. We must talk about ways of getting businesses back in the cities, the labor intensive kinds of businesses that are moving out to the suburban areas. We need them where the people are unemployed.

The CETA programs aren't bringing those businesses back in there and the community development programs aren't bringing them back in. They are helping us deal with the problem in the short term but that means we they are only really dealing with the symptoms.

The problem is we have to make our cities more attractive for businesses to broaden our tax base so we don't have to depend on the Federal Government for help with unemployment.

Senator MONTOYA. What is the unemployment rate in your respective areas? Would you tell me that?

Mr. KELLY. The unemployment rate in the State of New Jersey right now, Senator, is about 11.5 percent. We hit as high as 13 percent in our State.

Senator MONTOYA. What is it in yours?

Mr. KELLY. It is a total of about 417,000 high and we were about 424,000 unemployed, most of which in terms of numbers are in our major cities.

Senator MONTOYA. What is the unemployment rate in Newark?

Mr. KELLY. Newark officially has an unemployment rate of between 12 and 15 percent. But unofficially I would really put it at about 20 percent or better. I have often said about Newark—and I have used it as an example—I wonder what the social and the welfare and the crime problems of Newark, New Jersey, would be if its unemployment rate was 2 percent.

Senator MONTOYA. What about Dayton? What is the unemployment rate there?

Mr. SCHNEIDER. The State Bureau of Unemployment published rate is about 8 percent. But a survey done last summer by the city pegged it at about 13 percent. So it is quite a bit different.

Senator MONTOYA. Which figure do you believe?

Mr. SCHNEIDER. The 13 percent. The State Bureau of Unemployment Services doen't even count by city. They count only by county. So it is quite an understatement.

Mayor MALONEY. We would run about 12 percent. Certainly in the minority areas and the black and the Spanish-speaking community you find it easily up to 20 percent because they are obviously the first ones hit with unemployment, if we look at the crime——

Senator MONTOYA. The last hired and the first fired.

Mayor MALONEY. As we look in our crime area, they tend to also be the first ones to get in deviant types of behavior, where there are drugs and a life of crime, and so forth.

So we find a direct correlation between unemployment and the other kinds of problems we have to deal with.

Senator MONTOYA. What about New York.

Mr. PATTON. 12.6 percent last count. It may be up to 13 percent by the end of the month.

Senator MONTOYA. Thank you very much, gentlemen.

Our next presentation will be by Mr. James M. Scott, supervisor, Providence District, Fairfax, Va. He is representing the National Association of Counties.

Would you proceed to summarize it?

STATEMENT OF JAMES M. SCOTT, SUPERVISOR, PROVIDENCE DISTRICT, FAIRFAX COUNTY, VA., ON BEHALF OF THE NATIONAL ASSOCIATION OF COUNTIES, ACCOMPANIED BY: ELLIOTT ALMAN, NACo LEGISLATION REPRESENTATIVE IN WASHINGTON, D.C.

Mr. SCOTT. Fine. Thank you, Mr. Chairman.

Senator MONTOYA. Do we have Mr. David Hartley here? If Mr.

Hartley could come forward and take one of the chairs we will try to ask both of you questions simultaneously.

Mr. SCOTT. Mr. Chairman and members of the subcommittee, I am James M. Scott, supervisor, Providence District, Fairfax County, Va. I am also chairman of the National Association of Counties Community Development Steering Committee.

I am accompanied by Elliott Alman, National Association of Counties [NACo] Legislation Representative in Washington, D.C.

I am testifying on behalf of the National Association of Counties [NACo], the only National Organization representing County Government in the United States. NACo is pleased that your subcommittee is holding these hearings in this most important program for both urban and rural counties.

The National Association of Counties is the only national organization representing county government in the United States. Its membership spans the spectrum of urban, suburban, and rural counties which have joined together for the common purpose of strengthening county government to meet the needs of all Americans.

By virtue of a county's membership, all its elected and appointed officials become participants in an organization dedicated to the following goals:

—improving county governments;

—serving as the national spokesman for county governments;

—acting as a liaison between the national counties and other levels of government; and

—achieving public understanding of the role of counties in the Federal system.

I am honored to be able to appear before your subcommittee and present our views on S. 2228, the Proposed Extension of the Economic Development Administration [EDA]. I hope these hearings will focus attention on the economic development needs facing county government today. My testimony will focus on the following areas:

1. An extension of the Public Works and Economic Development Act of 1965 for a 3 year period.

2. The continuing need for mechanisms to address the long and short range economic development problems existing in counties today, especially in high unemployment and depressed areas.

3. The administration and manpower of the Economic Development Administration.

Mr. Chairman, one of the most pressing and difficult problems facing county government is the condition of the economy. Large numbers of people are unemployed. The last 3 months have been unemployment rates of 8.3 percent, 7.8 percent, and 7.6 nationally. In many areas of the country, the rate is much higher. In many industries, such as construction, the problem is particularly severe.

There are approximately 7.1 million people reported out of work. I say "reported," because no one knows how many people, the long term and chronic unemployed, have dropped out of the labor force and no longer register.

We do know, however, that 6.2 million are currently receiving unemployment benefits. These benefits total over $18.2 billion for fiscal year 1976 and $3.65 billion for the transition quarter. This does not include welfare benefits, food stamps and medical aid costs.

No taxes are paid on this money, no productivity is achieved, and there is no personal satisfaction to those receiving these benefits.

Many counties find themselves caught between inflation, rising unemployment, a depressed tax base, and a demand for more costly public services. The problem is particularly frustrating because the events shaping these issues often take place in the national level. County government does not control those decisions.

At this point, I would like to add NACo's support to the Public Works bill reported out of the Senate Public Works Committee last week. This legislation is vitally needed by urban and rural counties alike. The unemployment figures just cited are evidence of this need.

Mr. Chairman, a majority of the Members of Congress support such a bill, and the counties and communities of this Nation need such a program. We commend your action and reaffirm our support.

The Economic Development Administration [EDA] was created in 1965 to aid economically distressed areas. It offers county government the opportunity to actively develop programs to improve their economic condition.

The National Association of Counties strongly supports the intent of the act and urges a 3 year extension of EDA. We urge the continuance and expansion of its programs to permit continuing county and local economic development programs. Many needs have been met, but many more need to be met.

The President has asked for EDA to be extended for 3 years, but at reduced funding levels. We welcome the Administration's recognition of the need for this agency, but feel it should be continued at least at the fiscal year 1976 level.

In fiscal year 1975, EDA received $371.6 million, including $125 million in title X funds. Last year the Administration requested $290 million for fiscal year 1976, but Congress appropriated $360 million. An additional $375 million in title X funds was added, bringing fiscal year 1976 appropriations to $735 million.

The Administration is requesting only $223.3 million for fiscal year 1977, with no funds for title X, the job opportunities program. This is a substantial reduction. This level is not sufficient to meet the economic development needs of our counties, both urban and rural.

The Administration has also requested a rescission of and deferral of funds that would restrict the creation of economic development districts. These districts primarily serve rural areas with smaller populations.

We question the intent of the Administration to aid distressed localities by these proposed cuts, and urge you to defeat them.

There is continuing need to address the long and short range economic development problems existing in counties today. These problems must be dealt with.

Counties desperately need programs that can aid in combating unemployment, in maintaining and expanding existing business, and in attracting new employers.

EDA currently aids in meeting some of these needs. Approximately 1,800 counties can now qualify for grants and loans. The title I Public Works and Business Development program, for example, offers an opportunity for the county to reduce unemployment through Public Works Projects that will benefit all its citizens.

When we speak of unemployment, let me state that current conditions are not acceptable. There are able bodied men and women who are unemployed because there are no jobs for them. I believe the most frustrating circumstance for someone, who has worked all his life is to be told there are no jobs.

These people need and want work, and whether such work comes naturally from the public or private sector or from government programs is of no consequence to that individual.

EDA is ideally created to combat unemployment through these means. It can assist both local government and business. Its various titles enable it to move in a number of different directions. Furthermore, the title X job opportunities program ultimately employed 100,000 people. Title X is being discontinued or the Administration is proposing it be discontinued.

There is a need for additional programs in this regard. There is a backlog of Public Works Projects on the county level, projects that have been postponed and delayed due to economic exigencies.

Congress passed a major Public Works bill earlier this year that was vetoed by the President. The House overwhelmingly overrode the veto. Unfortunately, the veto was barely sustained in the Senate.

Mr. Chairman, a majority of the Members of Congress supported such a bill. The counties of this Nation need a program to aid them, and EDA is probably the best agency to implement such an effort.

NACo recently conducted a survey of the economic conditions of 15 of our Nation's largest counties. Our findings indicate that these counties continue to suffer severe adverse effects due to the recession.

The combined population of these counties is 21 million people, 10 percent of the Nation's population. Of the total counties, nine already have or are expecting to raise taxes in fiscal year 1976 over fiscal year 1975. My own county of Fairfax, Va., is facing the prospect of greatly raising property taxes.

All the counties have had to act to restrict programs, with some being forced to cut jobs and implement freezes in the work force.

The situation for many rural counties is likewise troublesome. Rural counties have smaller, less diversified tax bases, and the economic crunch has greatly impacted many of them.

Mr. Chairman, all this points to the need to extend the Economic Development Administration and to develop new and expanded programs to meet the economic needs of counties.

I would now like to briefly address some comments to the Administration and manpower of EDA.

NACo was extremely concerned over the manner in which the title X job opportunities program was implemented.

Extended delays and stalling characterized the program. Moreover, EDA adopted a time frame and manner of informing localities that made it exceedingly difficult, if not impossible, for many counties to apply for the program. Even then, EDA proceeded without written instructions or procedures.

Upon notification by Federal agencies of the program and of each agency's own deadline, localities only had a few days in which to apply.

The results were chaotic. Moreover, the ultimate method by which EDA made its decisions on the applications is totally unclear. Counties

with high unemployment and labor intensive job programs were rejected without any justification.

Mr. Chairman, EDA must be more accountable for the way in which it administers its programs and makes its decisions.

Section 603(a) of the Public Works and Economic Development Act of 1965 authorizes the Secretary of Commerce to confer with representatives of government. The National Association of Counties urges the Secretary to avail himself of this provision. We believe many of the past problems could have been lessened with this procedure.

Finally, I would like to comment on the Economic Development Representatives (EDR's). These individuals function as the liaison of EDA with local governments, and to inform localities of EDA programs and procedures.

There are far too few economic development representatives to function properly. One Economic Development Representative and his assistant serve my home State of Virginia, as well as Maryland and the District of Columbia.

The combined populations of these two States and the District is 9,327,403 people. Geographically, the area is extremely large. This is far too large an area for one person, even with an assistant, to cover.

The Economic Development Representatives work hard to fulfill their responsibilities, but they must be increased in number in order to adequately meet existing needs.

In summary, Mr. Chairman, I would urge:

1. A 3-year extension of the Economic Development Administration at or above the fiscal year 1976 funding level.

2. The implementation of existing or new programs through EDA to aid localities meet their long and short term economic development needs.

3. A greater accountability of EDA increased cooperation with local governments, and more field staff.

Senator MONTOYA. Mr. Hartley.

STATEMENT OF DAVID HARTLEY, DIRECTOR, STATE ECONOMIC PLANNING PROJECT, AMERICAN INSTITUTE OF PLANNERS, WASHINGTON, D.C.

Mr. HARTLEY. Thank you, Mr. Chairman. I have a brief statement which you have in front of you and a longer background paper, a supporting statement which I think you might find interesting.

You might want to have it added for the record.

I am not going to dwell much on the subject, except to say that your subcommittee was very timely 2 years ago in insisting on adding section 302 to the act, which for the first time brings EDA into the business of adding State government support for the national economic development effort.

This was very timely because it must be recognized that the State is the basic unit in our governmental system.

By ignoring States in the past, EDA programs have been highly selective and not as effective as they could have been. We are now conducting an analysis and a survey of how the States are using 302 money to actually bring together all elements of State govern-

ment—that is, transportation, manpower training, and all the elements in State government—to focus on economic development.

I think this is going to be one of the best investments of money that your committee and the Federal Government has authorized in terms of long-term payoff in national economic growth in this country.

Thank you, sir.

Senator MONTOYA. Your statement will be made a part of the record, as well as the long analysis on economic planning which you submitted. I am sure that many people would like to read it.

Mr. HARTLEY. Thank you, sir.

[Mr. Hartley's prepared statement follows:]

ECONOMIC DEVELOPMENT THROUGH STATE PLANNING

Statement of David K. Hartley before the
Subcommittee on Economic Development, U.S.
Senate Committee on Public Works, March 16, 1976

Mr. Chairman and Members of the Subcommittee, I am David K. Hartley, a Governmental Affairs Consultant in Washington, D.C., specializing in state government planning. I am currently directing a one-year project for the American Institute of Planners that is assessing the capacity of state government to carry out economic development through comprehensive planning. This is a project in which you will be very interested, and we appreciate the opportunity of reporting some preliminary findings.

I have prepared a longer Background Paper, which I would ask be inserted in the record. I will summarize a few points here and then be available for questions.

As you know, until your 1974 Amendments to the Public Works and Economic Development Act, the economic development program as administered by EDA had almost no reference to state governments.

This was highly anonmalous given the central position states play in our federal governmental structure.

States create the local governments that provide local governance. They create the milieu within which economic growth occurs through such activities as regulation of banks. They build and maintain the large systems of transportation on which

commerce depends. In recent years, states have become agents of the national interest to an even higher degree through administration of Federal assistance which now accounts for nearly one-fifth of the Federal domestic budget.

Indeed, the use of state police powers is vital to the effective administration of Federal programs.

At the same time, it might be said that states are political and legal regions. Major economic decisions tend to be made in a larger national or regional framework than on a state-by-state basis. They are made on the basis of market and production areas which transcend state lines. The composition and strength of each state's economy is definitely related to the role its region plays in the national economy. An important step, then, in determining a state's economic development strategy is assessing the trends affecting the larger regional economy.

There has been a good deal of competition between states in a given region for economic development, but the competition relates to securing a share of the new growth allocated to the region. It has long been recognized that cooperation to advance the region to greater parity with the nation is as important as competition between neighboring states.

We know that our dynamic national economy has the result of fostering growth in some states and decline in others. Generally, there has been movement of capital and labor from the Northwest and Great Lakes regions to the South and West. Arizona, the nation's fastest-growing state, has increased its nonfarm income by 68 per

cent since 1970 and its population by 26 per cent. New York State, meanwhile, increased its nonfarm personal income by only 29 per cent and actually showed a decline in population. These figures are a reflection of the relative growth of the Southwest and of the Northeast. The two states mentioned -- Arizona and New York -- must devote a good deal of attention to maintaining the share of national growth for their regions through such organizations as Title V Commissions.

To play a significant role in national and regional economic development, and to make measurable impact on their own economic situations over the long haul, states must be able to mount a sustained effort. An economic strategy demands sufficient continuity to assure implementation. Some observers claim that many state governments lack what might be termed "institutional memory" -- the capacity to implement plans. Continuity in senior technical staff is a crucial element of the linkage between planning and economic development.

Our analysis indicates that states are using the new grants from EDA under Section 302 of the Public Works and Economic Development Act of 1974 for this very purpose. Under this new program, each of the 55 states and territories has the opportunity of receiving a matching grant to establish a continuing state economic planning program. The grants are important to states for several reasons.

First, emphasis is being put on building the linkage between comprehensive planning and budgeting in the Governor's

69-393 O - 76 - 16

office, on the one hand, and the more functional economic development departments. Through such devices as a "state Economic impact statement" and economic development standards that must be considered in all activities of state government, the states are using 302 funds to build the capacity for directing and monitoring all activities and investments of state government as they impact on economic development. We know that the total resources of state and local government, if focused on economic development, could have important consequences. Comprehensive planning and budgeting are the instruements for mobilizing these resources.

A second way that states are using the new 302 grants is to add the economic development dimension to state planning. The states are adding one or two new senior technical staff to the state planning agency to actually develop an economic strategy -- a task which has needed emphasis for several years since much of the statewide planning now carried on in Governors' offices is supported by HUD 701 funds which is being oriented increasingly to the functional concerns of HUD -- community development, land use and housing -- while de-emphasizing economic development.

Economic development is thus being raised to parity with planning for the other major concerns of state government -- natural resources, human resources and environmental protection -- with the assistance of the new 302 grants.

Your Subcommittee is to be commended for its foresight in authorizing 302 grants.

Senator MONTOYA. I know that you are one of the specialists in this field. I certainly want to thank you for appearing before this committee.

I would like to ask you, Mr. Hartley, what role do you think that the Federal Government should play in trying to formulate and implement a national economic plan?

Is a national approach vitally necessary to help the areas where you find high unemployment?

Mr. HARTLEY. Sir, I think you stated it very well. The decisions about the economy are not made on a State-by-State basis or on a local basis. They are made on the basis of large regional shifts in our economy.

National economic planning can only be done by looking at the economy as a whole and through the ways that each part of the country participates in that national economy.

Therefore, a major responsibility of the Federal Government should be to help States create institutions, such as title V Commissions, which can help each part of the country secure and maintain its share of the national prosperity.

Your own State of New Mexico has had tremendous economic development problems over the years. Now the State is growing very quickly in some areas, but there is still a large understructure of very poor people.

The State of New Mexico and the States of Arizona, Colorado, and Utah are gathering together through the Four Corners Regional Commission to maintain and find a way to keep the Southwest a prosperous part of the national economy.

I think the States have to have a mechanism for tying into national economic planning as it is being envisioned by the Humphrey-Javits bill and other kinds of institutions.

I believe that this program of the 302 funding, which your subcommittee has authorized, will play a major role in helping the States participate.

Senator MONTOYA. Mr. Scott, are you acquainted with the activities of the economic development districts which integrate counties into their functions?

Mr. SCOTT. Mr. Chairman, as the supervisor for a suburban county across the river, I am not as familiar as some of the members of my committee might be. I am sort of pinch-hitting here this morning for a member of the committee.

Mr. Alman might be able to help respond to any questions you might have which he will go into detail as NACo's representative.

Senator MONTOYA. I am wondering how that concept is working in the metropolitan areas. That is why I asked you that question.

Mr. SCOTT. I see.

In Virginia we have very few economic development districts, very few areas which qualify. Those are mainly in what we call southside Virginia, the rural counties of southside Virginia and the Appalachian region in southwestern Virginia. These are all with small populations.

Senator MONTOYA. Mr. Greer tells me there are only four districts in Virginia. We are trying to encourage the development of the economic development districts and we are trying to bring entire States into the Commissions.

We have done this with the Four Corners Regional Commission. We have expanded on the Coastal Plains Commission. We hope to continue in this direction so that we can have a more extensive representation on regional planning.

Mr. Hartley, what can you tell us about multistate regional planning and also intrastate developing district planning?

I think we have to distinguish between the two.

Mr. HARTLEY. Definitely. I would like to emphasize the central role of State government both in participation in multistate regional commissions and in creating the framework within which substate districts and economic development districts operate.

Let me dwell on that a little bit.

Certainly, it is true that economic decisions in general are made on the larger regional basis. In that sense, New England, the Northeast and Great Lakes areas are not growing as fast as the South, the Southwest and the West.

The States which are in each of these regions need a way by which they can cooperate together to maintain the position of their own region in the national economy.

In this sense then, the New England Commission and the Four Corners Commission are both vital institutions in our national system of working to establish parity between the different parts of the country.

Most of the activities of the Regional Commissions must operate through the regular State appropriations and budget process, and through the executive powers of the Governor, through planning and budgeting.

This is true with regard to substate districts as well, because these districts operate under State law.

Furthermore, the investments that the State makes are the primary investments for creating the economic climate within which these economic development districts operate.

Therefore, I think that what we are saying is that the economic regions are primarily the large multistate economic province and the substate economic development district, but both of them must be refracted and reflected through the State budget appropriations and the legislative process.

Thank you.

Senator MONTOYA. We have had many Governors appear before us and they really endorse the concept of regional planning. Of course, we have had instances where two States have built vocational schools on the State border, which vocational schools have served students from both States.

We have this between West Virginia and Pennsylvania. This is the result of regional planning under the Appalachian Commission.

What variations have you witnessed among the States in their State economic development planning?

Mr. HARTLEY. I think we can say, sir, first of all, that a State must be in position to respond to its own economic conditions.

Therefore, when you have a Rhode Island which woke up one morning to find that they had lost 25,000 jobs by the sudden closing of Naval bases, that creates a certain situation which the State of Rhode Island must react to.

At the same time, the State of Arizona is growing the fastest of any in the Nation. I think they had an increase, sir, of something like 68 percent in their income since 1970.

Therefore, the State of Arizona is working to direct the growth to help it to go in the right place so that it will have the best impact on the quality of life for the State of Arizona.

The State of Rhode Island must make use of its existing physical plant, its existing labor. So the economic strategy that each State prepares is in response to its own economic condition.

Senator MONTOYA. Do you see any connection between the regional commission planning and the Humphrey-Javits approach?

Mr. HARTLEY. I don't believe that regional planning is written specifically into the bill now. But I think that regional commissions will inevitably play a very important role, because the United States is not a single integrated country economically like the countries of Western Europe.

The United States is a tremendously large continent with many regional variations. There is tremendous variation between the southwest and New England.

We have to have a way to bring the needs of each of these parts of the Nation into national economic planning. The title V Commissions are the instruments for that. Perhaps there will have to be some adjustment of boundaries. Perhaps there can be some adjustment in structure.

But the title V Commissions, I believe, are among the most important institutions in our national economic planning.

Thank you, sir.

Senator MONTOYA. Thank you very much, gentlemen, for your presentations.

Mr. SCOTT. Thank you.

Mr. HARTLEY. Thank you.

Senator MONTOYA. We will be in recess until 9:30 tomorrow morning.

[Whereupon, at 12:10 p.m., the subcommittee recessed, to reconvene at 9:30 a.m., Wednesday, March 17, 1976.]

[A supplementary statement from Mr. Hartley follows:]

ECONOMIC DEVELOPMENT THROUGH STATE PLANNING

SUPPLEMENTARY PAPER OF DAVID K. HARTLEY[1]

Fostering economic development is among the more important purposes of modern state government.

Economic vitality underlies quality of life, and all states have been explicitly pursuing economic development for several decades.

In recent years, though, several factors are combining to give a new cast to economic development. Lower birth rates have raised questions about the long-term need for constant growth. The nation's emphasis on environmental quality has added a whole set of new factors in the location and timing of economic activity—more care must be taken in assessing the longer-term impacts of economic activity on the natural environment. Critical shortages in many parts of the country of petroleum, electric power, clean water and raw materials have added new dimensions to the calculus of economic development. And finally, national shifts in production, markets and labor force have caused some of the older industrial areas to decline and other areas to

[1] David K. Hartley is a governmental affairs consultant in Washington, D.C., specializing in State planning. He is currently directing a project on State economic planning for the American Institute of Planners.

grow rapidly. Automation and technological change has increased structural unemployment and this is often region-specific.

These factors have combined into a new realization of the direct linkage between policy management, resource management and program management.

Economic development is a policy to be applied throughout the state and in all state government activities. Planning and budgeting are the primary instruments for managing the resources of state government to accomplish economic development. Program management is the implementation of the policy through daily operation of state agencies along functional lines (education, law enforcement, transportation, vocational training, etc.)

It is recognized that state governments themselves possess only limited powers to affect their own economic conditions. Within the framework of state powers, however, comprehensive planning is increasingly being used to promote specific goals, among them economic development.

Traditional industrial promotion activities then, are being supplemented by a multi-dimensional approach, which attempts to draw together the enhancement of human and natural resources with well-placed investment to achieve better quality of life. The quality of growth seems to be as important as the amount.

It is hoped that an improved planning capability at the policy level in each state will heighten an understanding of the economic impacts to state agency activities, and will yield economic payoffs.

To help clarify the issues, the American Institute of Planners—with the endorsement of the Council of State Planning Agencies and the National Association of State Development Agencies—is conducting an intensive examination of the role of state planning in economic development.

The purpose is to help state planning agencies and state economic development agencies understand their respective roles in economic development and to help state governments mobilize resources and staff for economic development.

The project will be completed in July 1976 and the results will be of interest to this Subcommittee with its broad mandate to foster economic growth through financial and technical assistance to state and local government, and to private firms, under the Public Works and Economic Development Act of 1965, as amended.

GOALS FOR STATE ECONOMIC DEVELOPMENT

The goals of economic development vary considerably, but preliminary analysis of state programs shows definitions seem to cluster around the following categories.

a. Economic growth as a net addition to wealth in the sense of adding to some sort of state gross product—more jobs and income.

b. Economic growth policy as a "clearly articulated political commitment to determine the rates of change of selected economic indicators."

c. Stabilization—reducing the amplitude of cyclical variations in the state and regional economies.

d. Diversification—reducing the state's dependence on a single industry, such as agriculture, by attempting to develop other sources of employment.

e. Fiscal stability—developing an economic base, and maintaining economic growth in the private sector (or in wealth-producing governmental activities) sufficient to support the need for tax revenues.

f. Balanced growth—assuring that all parts of the state acquire appropriate economic growth, most particularly areas of high unemployment and underemployment, both rural and inner-city.

g. Equity and distribution—reducing the disparity between income of the lowest percentile of residents (whether black, Chicanos, Indians, migrant farm workers or some other socio-economic grouping) and the higher percentiles.

h. Efficiency—assessing the impact of governmental activities in terms of some sort of quality of life measurements, especially relating to social and environmental perspectives.

i. Providing a "business climate" that is conducive to the efforts of the private sector to provide jobs and makes investments.

Most states use all or most of these definitions for their economic development activities. But the relative weight given each goal can be expected to vary with the underlying position of the state in the national economy.

Large urban/industrial states that have been losing their relative position in the nation's economy can be expected to employ strategies designed to stem the out-migration of firms, to modernize obsolete plants, to reduce disparities between older central cities and relatively more prosperous suburbs, and to make the best use of skilled labor force and of a pool of capital.

Other states with relatively large rural/low income populations are experiencing economic growth in some sectors and in some geographic areas, either from regional economic shifts or from energy production. These states might be expected to be concerned with vocational education to train an unskilled laor force, with inducing some of the growth into smaller metropolitan areas and rural centers, with creating the appropriate physical infrastructure for sustained growth.

Some states have fragile natural environments that are perceived to be in jeopardy by rapid growth in the wrong place. These states, most of which are relatively prosperous, appear to be responding with environmental controls and explicit attempts to direct new investment into less fragile areas, to reduce density in crowded areas, and to limit overall growth.

A fourth class of states are those that are still relatively rural and do not yet possess the factors of production for large-scale urban or industrial growth. The agricultural sector is relatively prosperous, but supports a declining population. These states appear to be actively pursuing industrial development.

These are admittedly arbitrary classes. In the first place, all states have both rapid-growth and declining areas within their boundaries and thus face disparities. Then too, all states are becoming more urban, further polarizing as between metropolitan and nonmetropolitan areas.

A further complication is that states vary significantly in their legal and institutional setting for economic development. Further there is considerable difference across the country as between the ideological response of Governors and legislatures to economic conditions, and this variation colors the economic development strategy.

STATE ECONOMIC DEVELOPMENT ACTIVITIES

As Lynn Muchmore, an economist who is North Carolina State Planning Officer, commented in a paper prepared for the CSPA Annual Conference in June 1974, there is a family of controls which state governments can manipulate and which are likely to be significant. "State law fixes a large proportion of the institutional parameters within which economic activity occurs," and "state government directs certain ongoing activity flows, or programs, and many of these have some impact upon the rate and spatial distribution of economic growth." [2]

Such activities as chartering banks establish the socio-legal milieu within which growth must occur. And investments like highways and vocational education can stimulate growth and have some effect on where growth occurs.

For several decades all the states have operated industrial development offices to maximize their economic position, including such activities as industrial product research, assistance to communities and firms and advertising for outside investment.

While it is recognized that these promotional activities have had some marginal effect on changing a state's economy, the greater impact would appear to come from mobilizing an economic development dimension to the ongoing powers and activities of state government. The likelihood of success in achieving measurable change in economic indicators through coordination of state activities would appear to have been considerably improved in recent years with the adoption of more sophisticated budget, planning and management practices by most state governments. With planning and budgeting now established as executive management tools in the offices of most Governors, it would appear that achievement of economic development as a policy goal might be more feasible now than in the past for those Executives and in those states that wish to use them.

Policy and Coordinative Planning has been defined as "the entire bundle of research and analysis, policy development, program direction, coordination and evaluation activities which should be directly available in the form of staff support to chief elected officials and executive authorities at every planning level." [3] It is probably true that there will be a significant economic development dimension to the Governor's central planning activity, since the political platform on which the Governor was elected probably called for more jobs and higher income.

The role of Functional Planning, on the other hand, "is to develop alternatives [4] for solving problems and realizing opportunities associated with a particular function." In this sense, economic development might be considered a function of state government

[2] Lynn Muchmore, "State Economic Growth Policy: Some Critical Observations," *State Planning Issues 1974* (Council of State Planning Issues), June 1974, pp. 27–29.

[3] *A Federal Planning Assistance Strategy: Recommendations to Improve the Management and Effectiveness of Federal Planning Assistance Programs* (Washington: Task Force on Planning Assistance, U.S. Department of Housing and Urban Development, October 1969), p. 4.

[4] *Ibid.*, p. 12.

along with transportation, education and water resource development. All the states have assigned responsibility for this function with a set of specific implementation activities to an economic development agency. The implementation activities usually revolve around promotion and research on specific economic opportunities.

Every state has both a state planning agency and an economic development agency. A prototype executive organization chart—with the distinction between "economic planning" and "economic development planning"—might look as follows.

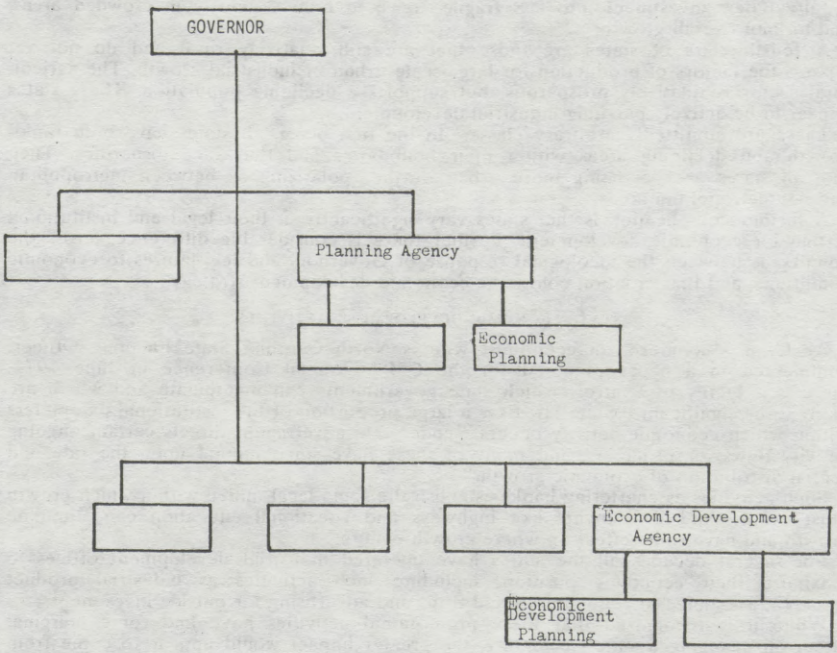

Several states are using the device of the economic impact statement—an assessment of the probable impact on economic development of major activities of state government. In cost-benefit analysis for transportation and water projects, for instance, fairly precise measurements can be constructed of such indicators of economic impact as new employment and income. These indicators are also being used for such activities as manpower training which involve more than capital investment but also have significant economic development benefits.

RELATIVE GROWTH OF STATES AND REGIONS

Major economic decisions tend to be made in a larger national or regional framework than on a state-by-state basis. They are made on the basis of market and production areas which transcend states. The composition and strength of each state's economy is definitely related to the role its region plays in the national economy. An important step, then, in determining a state's economic development strategy is assessing the trends affecting the larger regional economy.

There has been a good deal of competition between states in a given region in economic development, but the competition relates to securing a share of the new growth allocated to the region. It has long been recognized that cooperation to advance the region to greater parity with the nation is as important as competition between neighboring states.

Some differences are to be expected in a nation that is continental in scope. Food and primary materials are produced in some regions, and manufactured and consumed in others. Aridity definitely constrains the growth in some parts of the country—or rather makes water resources development even more crucial to their settlement.

Despite these differences, however, economic and demographic trends seem to have had a homogenizing effect that tends to belie historic concepts of sectionalism. The pervasiveness of national communications media; the increasing accessibility of almost all parts of the country; and the massive mobility of the American people are making regions more similar.

Economic differences between regions are declining. The South and West are no longer primarily rural and dependent on primary production. This is not to say that there are not significant income disparities within regions (over half the nation's poor are in the South for instance), but the twin indicators of urbanization and per capita income inevitably shift the contours of national debates. In a sense, there are fewer and fewer "one-crop economies." But differences that create regional growth issues do remain—the magnitude and distribution of growth—and the manner in which regions respond.

Industry has been spreading West and South, attracted by climate and amenities and even more by newly evolving and rapidly growing regional markets. Large regional capitals also have been growing—such communities as Denver, Minneapolis-St. Paul, Atlanta, and Dallas-Fort Worth—and "urban fields" are expanding to encompass blocks of formerly rural territory.

In older regions one finds concern about out-migration of industries and shifting markets. In regions where agriculture or minerals are important, the structural changes that have been taking place have generated concern about the widespread decline of rural communities. In regions that have been growing quickly—Florida, Southern California, the Front Range of Colorado—there is concern about too much growth.

What is behind the different rates at which regions tend to grow? Most important would seem to be national and international factors—the "change-initiating" forces that influence the volume and composition of the national economy—factors such as changes in taste, income distribution, technology, governmental policy. Citizens in a region have very little influence over the outside factors.

The tendency toward equalization of wages among regions is extremely important. This is due to many factors, including overall growth in national income, decentralization of national industries, migration, unionization, and minimum wage regulations. The narrowing of wage costs reduces their significance as a consideration in the location of economic activities and increases the significance of other labor-oriented activities; market consideration and labor-intensive service activities loom larger.

Each region plays a special economic role in the national economy but this role may change slowly over time. The part each region plays is very broadly defined by the region's natural resource endowment as well as by its geographic position (especially in relation to major centers of population) and its period of settlement and development. Differential regional economic growth is an integral characteristic of our open, highly dynamic economy. Furthermore, continuing change is inevitable and therefore continuing adjustment is unavoidable. Problems of adjustment are always difficult and do not readily yield to solution. They are complex and include physical, social, cultural, political, psychological and environmental—as well as economic—factors. Furthermore the U.S. Constitution generally protects the free flow of interstate commerce, thus limiting any state's mercantilistic approach to growth.

REGIONAL CHANGES IN INCOME

There is a pronounced shift in the distribution of personal income underway from the northern and central areas of the country to the South and West. In 1929, the residents of the New England, Mideast, Great Lakes and Plains regions earned 73 percent of the nation's income; in 1975, their share was 56 percent. The Southeast, Southwest, Rocky Mountain and Far West regions received 27 percent in 1929 and 44 percent in 1975.

Recent data from the Bureau of Economic Analysis indicates that from 1969 to 1973—the most recent peak years in the national business cycle—nonfarm personal income rose 39 percent nationally, with gains among the states ranging from 68.3 percent in Arizona to 29.1 percent in New York.[5]

The 16 fast-growing states are concentrated in the Southeast, Southwest and Rocky Mountain regions and the seven slow-growing states (under 35 percent growth in nonfarm income 1969–73) are located in the Northeast, Midwest and Far West. Most of these are populous states that are relatively more urban and are heavily dependent on manufacturing.

[5] Robert B. Bretzfelder, "State Nonfarm Income: Recent Growth Patterns," *Survey of Current Business*, April 1975, p. 24.

In the fast-growing states, gains well above the national averages in civilian and military Federal government payrolls contributed substantially to the differential growth. While transfer payments nationally rose at twice the rate of nonfarm income, social security payments (the largest component of transfers) grew even more rapidly, affecting the relatively large retirement communities in many of the fast-grwowing states. Unusually strong gains in mining, construction and property income also stimulated the service-related industries in most of these states and contributed substantially to their rapid nonfarm income growth. In several states, the rapid expansion of farm income (up nationally nearly 110 per cent) increased the demand for nonfarm services.

Changes in manufacturing were the key reasons for the slow growth in nonfarm income in the slower-growing states. Manufacturing expanded nationally at a very slow rate—only 27 percent—but it is an important source of income in all the slower-growth states. In addition, manufacturing grew much more slowly in each of the slower-growth states than in the nation. The rates in construction, transfers and property income in the slower-growth states were also well below the national average.

SOUTH INCREASING IN PER CAPITA INCOME

While personal income is a useful measure of total production, it ignores the distribution or equity dimension of economic activity. Per capita income—personal income divided by population and related to the national per capita average—is often used to measure the relative prosperity of a region's entire population.

There remains a considerable difference between the relatively rich states of the industrial Northeast and the relatively poor states of the South and West. Residents of the state with the lowest per capita income, Mississippi, have 69 percent of the national average; residents of Conn. enjoy 117 percent of the national average.

Even though significant differences remain between regions the gap is narrowing, according to calculations of the Advisory Commission on Intergovernmental Relations (based on BEA data). In 1929 Mississippi, for instance, was 41 percent of the national average and Connecticut was 146 percent.

The convergence of regional per capita income is most dramatic in the growth of less affluent states in the Southeast, Plains and Southwest—rather than a lowering of per capita in older industrial areas as such.

States in the Southeast have had the most significant gain—from 53 percent of the national average to 84 percent in 1975. The Southeast is the only region to experience sustained growth over the entire 45-year period.

The Mideast, although still the wealthiest region, experienced the greatest relative decline; its per capita personal income fell from 150 percent to 110 percent of the national average between 1934 and 1975. The largest change occurred in New York State: its per capita income fell from 165 percent to 113 percent of the U.S. average between 1929 and 1975—still much higher than the average but an indicator of in-migration by lower-income residents accompanied by out-migration of capital and jobs.

Here a point must be made about the limitations of all per capita and average figures as they relate to regions. Such figures inevitably mask significant differences within the region. In the Rocky Mountain region, for instance, residents of Denver and other growing urban areas may indeed be receiving greater-than-national average incomes, but this is certainly not true of Indians, chicanos, migrant farm workers and residents of declining small towns. It is these disadvantaged groups that often require assistance from the Federal government, so care must be taken in interpreting overall regional indicators with regard to national policy.

Indeed, a number of large pockets of lower income remain despite relative lessening of differences between larger Census regions. Per capita income in the northern counties of Michigan, Minnesota and Wisconsin—those in the Upper Great Lakes regional Commission—was only $4,461, compared with $5,928, $5,450 and $5,210 for the three states as a whole. A similar story could be told about the other Title V and Appalachian regions in comparison with the wealthier parts of their Census regions.

There is a correlation between economic and demographic change because the labor force moves, on balance, to locations where income and job opportunities are expanding. Retirees, when moving, carry with them retirement income which induce jobs and income in the areas of net in-migration. While some differences do obtain among states with respect to birth and death rates, the most volatile element accounting for differential population is net migration which is therefore related to income changes.

The South and the West have continued to grow in population in recent years—since the 1970 Census—as well as in income.

Mid-decade Census estimates released in November 1975 indicate that 85 percent of the nation's population growth in the 1970's occurred in the South and West between April 1, 1970, and January 1, 1975.

The West has had the highest growth rate in the 1970's—8.7 percent—followed closely by the South's 8.4 percent. But the Northeast registered an increase of only 0.8 percent, and the North Central states, 1.9 percent, both well below the national average of 5.1 percent. The Middle Atlantic states (New York, New Jersey and Pennsylvania) showed almost zero growth, or 0.1 percent since 1970.

The fastest growing states were all in the South or West, with the exception of New Hampshire which grew at the rate of 10.9 percent from a 1970 base of 734,000. The other states growing faster than 10 percent were: Arizona (25.8), Florida (23.6), Nevada (21.8), Alaska (20.8), Colorado (15.2), Utah (13.9), Hawaii (12.8), Wyoming (12.5) and Arkansas (10.0 percent).[6]

Two jurisdictions were estimated to have a gross decline—New York with a loss of 116,000 (−0.6 percent) and the District of Columbia with a loss of 37,000 (−5.0 percent).

The nation's most populous state, California, registered a 6.7 percent gain in the past five years, just over the national rate of 5.1 percent. California's increase of 1.3 million people, however, was 12.8 percent of the entire national growth.

All figures used here refer to civilian population only.

MULTISTATE COOPERATION FOR REGIONAL PARITY

"Economically, the United States is a vast common market comprising disparate areas that are growing at vastly different rates—since 1970 population in the booming South and Southwest has grown six times as fast as in the Great Lakes regions and 10 times as fast as in the combined Mideast and New England regions."

Thus begins a recent Special Report in *Business Week Magazine* of May 17, 1976. The Report, descriptively titled "The Second War Between The States," continues to make the point that as long as the migration of industry and population was gradual from what was a relatively rich Northeast to what was a relatively impoverished South and Southwest, it helped to unify the nation. But within the past five years, the process has burst beyond the bounds that can be accommodated by existing political institutions.

Despite the fact that most major economic decisions are made on a regional basis that transcend state lines—and that a state's well-being is directly tied to the prosperity of its region—very few states have an explicit strategy to advance their region to parity with the rest of the nation.

A state development strategy needs to make use of regional institutions—each of which plays a limited role in the total picture. A state participates in a number of regional institutions, but each is designed for a specific mission. The Governor's office has to have a means for pulling the state's participation in these diverse institutions together in service of the state's development strategy.

This is an important task for the state economic planning that is supported by Section 302 grants—a task that is quite timely since there is a new recognition of the effects of diverse rates of regional growth (especially on the part of states in the Northeast and Middle West manufacturing belt), and because no state is now equipped for this task.

The regional institutions in which most states participate include regional economic commissions (Title V and Appalachian); river basin commissions (Title II); regional Governors' Conferences; state participation in the Federal Regional Councils; regional private-sector development groups; and state and regional Congressional caucuses.

Given their importance to state economic development, a brief description of these regional institutions is appropriate here.

The Constitution provided that the states could join their powers for specific purposes through compacts, but this instrument, while legally binding on participating states, has often proved difficult to adopt by states and the Congress, and relatively inflexible once adopted. In the tradition of American pragmatism, states and the Federal government have devised other institutions that could be more readily implemented, and more useful for interstate cooperation in subjects that do not require use of police power and for coalescing Federal and interstate interests.

---

[6] Caution must be used in interpreting rates of change. Any increase in a small state is bound to appear large while increases must be large numerically to affect the rate of change for states with a large population. The growth of California remains high but its rate of change has lessened now that the population is over 21 million. Arizona's population growth rate, on the other hand, is shown to be 25.8 percent building on the population base of 1.7 million in 1970. In numerical terms, California's increase was 1,319,000 while Arizona's was only 450,000. Furthermore, California absorbed 12.8 percent of all the nation's population growth even though the growth rate was only 6.7 percent.

This cautionary note does not however change the overall conclusion that the South and West are growing much faster than the North and Midwest—in both numerical and percentage terms.

As America has become more unified politically and economically, the Federal government has taken an increasingly direct role in fostering cooperation between states with the result that many interstate institutions are in reality joint ventures between the Federal government and groups of states.

This reflects the fact that regional cooperation is a subnational as well as an interstate effort. That is, each region has a unique place in the overall national economy and environment. A variety of institutions have been created to articulate and to lobby for the regional interests.

In the broadest sense, there are four major provinces in America—the Northeast, the South, the Midwest and the West. These are the great regions whose rivalry and uniqueness provided the impetus for developing an entire continent.

Within these large provinces, there are several identifiable groupings of states that are considered to have a sense of common interest both by residents and outsiders. These regions have names like New England, Mid-Atlantic, Southeast, Great Lakes, Mid-South, Southwest, Great Plains, Mountain West, Pacific Southwest and Pacific Northwest (Alaska and Hawaii are usually considered separate single-state regions). They are the basis, broadly, for Census Regions, Federal Reserve Districts, Federal Administrative Regions and regional offices of large corporations. Each is characterized by a relatively few large metropolitan centers of population, finance, culture and communications, but there are no precise boundaries and one region bleeds into another. Indeed there is considerable overlap.

Another way of defining regions is by the broad river basins that have played such an important part in the nation's history—supplying water for power, transportation, recreation, drinking and disposal of effluents. These great rivers—such as the Merrimac, Connecticut, Hudson, Delaware, Susquehanna, Potomac, Savannah, Ohio, Tennessee, Mississippi, Missouri, Colorado, Rio Grande, Arkansas and Columbia—have been the means of organizing the country for purposes of major public works investments. Fully half the interstate compacts revolve around river basins, most of which transcend state boundaries. The Water Resources Council has defined 220 discrete river basin systems for planning purposes.

Thus it is seen that regions are defined differently for various purposes and that there is no one universal system satisfying all needs. Parts of a state probably lie in several regions, and each region contains several states.

ECONOMIC DEVELOPMENT REGIONS

Eight Regional Commissions have been created to foster cooperation between the states and the Federal establishment in raising several of the lagging regions of the U.S. to parity with the rest of the country in their economic and social development.[7]

These Regional Commissions, established on the basis of 1965 Congressional statutes, were intended to be Federal-State partnerships. A Federal co-chairman appointed by the President and Governors of the participating states constitute each Commission.

The Appalachian Regional Commission, whose boundaries are established by Congress, has had the most funding of the eight. The Appalachian region, a mountainous area lying parallel to the Atlantic seaboard, has 18.7 million people and it includes parts of 13 states and a dense concentration of poverty and underdevelopment. The Appalachian region overlaps the Tennessee Valley in seven states, but the ARC is quite different from the Tennessee Valley Authority; policy control over the spending of $2 billion in Federal funds is being shared by the Federal government and participating states. In addition to the Federal funds, state and local governments in the region have contributed another $2 billion to match the Federal funds. About 60 percent of the Federal money has been used for highway improvements; the remainder has been invested in health, education, vocational training, the reclaimation of old mine areas and community facilities.

The Commission provides planning grants for 69 multicounty Local Development Districts which give revenue-poor localities the opportunity of working together to accomplish activities that they could not do individually. Each District has one or more "growth centers" in which 60 percent of the Commission's non-highway investment has been placed. Most of these districts constitute regional clearinghouses for planning reviews of applications for Federal assistance under OMB Circular No. A–95.

Because initial investments are just being completed, the long-term impact of ARC is not yet clear. Emigration, poverty and unemployment remain higher than national averages, but there has been marked improvement in levels of health and education.

---

[7] A useful recent discussion of the role of regional economic commissions is Robert M. Rauner, *Multistate Regional Development: Some Economic and Legislative Perspectives.* A Paper prepared for presentation at the Special Conference on Economic Development of the Society of Government Economists, April 23, 1976.

This suggests that an important result may be preparing people for migration as well as inducing new economic activity.

Members of Congress from other parts of the country supported the Appalachian Regional Development Act in 1965 partly on the promise that similar institutions would be created in their regions. Title V of the Public Works and Economic Development Act of 1965 provided for this, and seven Federal-state commissions have been formed under this Act but they have had considerably less authority and funding than the Appalachian Commission.

The five Title V Commissions organized in 1966—New England, Ozarks, Upper Great Lakes, Coastal Plains and Four Corners—have been required to produce "development plans" indicating the Federal investment that would be needed to raise their regions to national employment and per-capita income levels. The plans were supposed to be a guide to Congressional allocations and as such are a valuable input to any "national investment strategy." Neither the Appalachian Regional Commission nor the two most recent Commissions—those in the Pacific Northwest and Old West—have produced such statements, and thus there is an incomplete picture regarding lagging regions.

The Regional Economic Commissions were originally intended to focus on the large regions that lag economically behind the rest of the country, and for this reason those created in 1966 contained only the rural, declining parts of the constituent states. (New England interests generated sufficient influence to get the region of six entire states designated.)

Efforts to create new commissions in several other regions were discouraged by the Federal government until January of 1972 when two new Commissions were formed in the Old West and Pacific Northwest. At that time, though, regions were encouraged to include entire states so as to dovetail more completely with the revenue-sharing thrust. The older Commissions were given the option of going whole-state, which was adopted by the Ozarks Commission (with the exception of a corner of Kansas).

There has been a significant change in the boundaries of Title V regions since the original five were designated in 1966. At that time, only the six-state New England Region contained whole states. In 1976 five of the seven Title V's contain whole states and they are similar in this respect to the Standard Federal Regions. Both the Appalachian and Title V regions, however, have specifically been endorsed by Congress through enabling legislation and appropriations, while the Standard Federal Regions and Federal Regional Councils are established without statutory base by Presidential Executive Order.

One interesting fact about regions designated for Regional Economic Commissions was unearthed by Niles M. Hansen of the University of Texas. He analyzed the location and characteristics of two groups of non-metropolitan counties. The first, called "turnaround-reversal" counties, consists of counties that gained population in the 1960's after losing in the 1950's. The second, "turnaround-acceleration" counties, consists of counties that gained population in both decades, but grew rapidly in the 1960's after relative stagnation and net outmigration in the 1950's. It is significant that the turnaround counties lie wholly or mostly within areas covered by Regional Economic Commissions, which have profited in varying degree from the activities of EDA and from Federally-assisted substate planning units. As Dr. Hansen observes:

"Few would claim that these Federal and state initiatives have been responsible for the growth of the relevant regions. The agencies involved have had too little money, too little time, and no coherent and systematic strategies for development. In many cases they also have neglected the human resource and manpower development needs of the poor. Nevertheless, their presence has undoubtedly been a positive factor in inducing and orchestrating the growth that has taken place. In the future, it may be hoped that they will concentrate their efforts not only on *regional* development, but also on the plight of those disadvantaged persons whose economic status remains deplorably low, even by the most modest standards of equity."[8]

Another type of economic region is often overlooked, but plays a highly significant role in finance and capital allocations among different parts of the country. These are the 12 Federal Reserve Districts. Several have taken the lead in fostering research aimed at developing their territories, most notably those headquartered in Boston and Minneapolis.

RIVER BASIN REGIONS

The Tennessee Valley Authority is the only unilateral Federal corporation to promote regional development for the entire river basin, but the Water Resources Council

[8] Niles M. Hansen, "The Future of Nonmetropolitan America," *Planning: The ASPO Magazine*, August 1973, p. 32.

and several Federal Interagency Committees have divided the country into several river basin regions. Authority now exists for Federal-state cooperation for basin planning through River Basin Commission similar in structure to the Regional Economic Development Commissions.

However, there has not been the same gubernatorial participation as in economic commissions and the basin commissions have considerably more constrained authority in that their responsibilities are confined to water and related land resources.

An ongoing system of coordination between Federal agencies, and between the Federal government and states, is that established under the Water Resources Council Planning Act of 1965.

Title I established the Water Resources Council as an independent Federal agency to "encourage the conservation, development and utilization of water and related land resources on a comprehensive and coordinated basis by Federal, state, local government and private enterprise." Its membership is specified in the Act: the heads of six agencies are members, and other agencies concerned with water may be added as associate members or observers. The Secretary of the Interior is designated chairman and there is a full-time permanent independent Council staff. The Council has no field organization as such other than informal Washington-based staff responsibility for Eastern and Western liaison, and the staffs of participating Federal agencies.

States and Federal agencies are authorized under Title II of the Act to form joint Federal-State River Basin Commissions under boundary and procedural guidelines promulgated by WRC; there are at present six out of a potential 21 Federal Interagency Committees performing regional water coordination functions in three other large regions; states do participate in these Committees but not as full members. Also, three of the WRC-designated Water Resource Regions—Alaska, Hawaii and Puerto Rico—are single-state jurisdictions and Federal-state coordination in water matters is carried out through mechanisms other than a Federal-state River Basin Commission formed under Title II.

While not strictly Federal-Multistate Commissions formed under the Water Resources Planning Act of 1965, two other river basin commissions were created under state compact initiative and later ratified by Congress—the Delaware and Susquehanna River Basin Commissions. These organizations have the force of both state and Federal law in that they are interstate compacts that have been ratified both by the participating legislatures of participating states, and by the Congress. The other six Commissions are organized legally on the basis of a Federal statute alone.

An independent Federal chairman and staff provide each of the River Basin Commissions with a focal point and an identity. The chairman is appointed by the President and cannot be a member of any Federal agency. All members of a Commission except the chairman are delegates from and salaried by some other organization. Each of the Federal agencies with a substantial interest in the river basin is entitled to a member as is each of the states. Interstate and international joint commissions in the basin may also have representatives.

Voting provisions give each member a means to protect individual interests. According to the Act, every reasonable endeavor shall be made to arrive at a consensus on all issues. If consensus cannot be reached then each member is to be afforded an opportunity to report and record his individual views. River Basin Commissions are thus designed to achieve coordination without centralization of authority.

Congress placed limits upon the extent of a Commission's activities. Authority was limited to planning—not regulation, construction, or management—and the Act states that the authority of River Basin Commissions cannot be construed to limit the authority already held by states or Federal agencies.

Even when carrying out their planning functions, River Basin Commissions are limited in what they can do. They operate administratively on small budgets. Neither Congress nor the member states appropriate money to the River Basin Commission for planning. Instead, Congress appropriates money directly to the member Federal agencies, and the states appropriate planning moneys to the member state agencies. The financial control over the River Basin Commission planning effort thus resides in the member agencies.

Member Federal agencies, states, and interstate agencies often pursue their water goals without using the River Basin Commission. In fact, only partial and often defensive inducements exist for members to associate themselves actively with the work of the Commission. Likewise, only weak incentives exist for persons and entities making decisions on water and related land resource questions to turn toward River Basin Commissions for information and advice.[9]

[9] National Water Commission, *Water Policies For The Future* (Washington: U.S. Government Printing Office, June 1973), p. 417.

The Water Resources Council in 1970 issued a three-level system of planning for water and related land resources problems.

Level A—Framework Studies and Assessments—are to appraise on a broad basis the needs for the conservation, development and utilization of water and related land resources, and to identify regions (hydrologic, political, economic) with complex problems which require more detailed investigations and analyses. They consider Federal, state and local means, and are multiobjective in nature. These studies do not involve basic data collection, cost estimating, or detailed plan formulation.

The WRC coordinates a continuing National Assessment of water and related land resources based on correlated projections of population and economic activity in each region of the Nation. The Assessment is reported every five years and is based upon and serves as a national constraint to regional framework studies which should be kept viable by updating.

Level B studies—regional and river basin plans—are more specific project-oriented plans for discrete river basins within the larger Water Resource Regions. The Water Resources Council has delineated 220 such river basins.

Section 209 of the Water Pollution Control Amendments of 1972 directs the President, acting through the Water Resources Council, to prepare Level B plans for all basins in the United States. All such plans are to be completed not later than January 1, 1980, with priority given to basins with substantial water quality problems. Clearly in Section 209, Congress recognized the need to integrate various functional planning efforts into a comprehensive program that would insure that water and land resources are planned and managed effectively. Congress also desired to emphasize the value of securing public involvement in environmental quality planning as well as in the planning of the management of a region's total natural resources. Section 209 does not authorize a new planning program but accelerates an ongoing, coordinated, comprehensive, Federal-state-local, Level B planning program. The actual number of studies required by 1980 under Section 209 is being determined following development of more complete information, and after the State Governors have identified and designated the boundaries of those areas which, as a result of urban-industrial concentrations or other factors, have substantial water quality control problems.

Level C Implementation studies are program or project feasibility studies generally undertaken by a single Federal, state or local entity for the purpose of authorization or development of plan implementation. These studies are conducted under normal Federal, state or local agency responsibilities and authorities, and implement findings, conclusions and recommendations of assessments and regional plan found needed in the next 10 to 15 years.

Implementation studies stemming from regional plans should be completed within two years.

To complete the structure established under the Water Resources Planning Act, Title III authorizes the Water Resources Council to make financial grants to states "to assist them in developing and participating in the development of comprehensive water and related land resources plans." All the states receive such annual grants under Title III.

STANDARD FEDERAL REGIONS

The third major way of looking at regionalism is in terms of public administration—decentralized decision-making in the Federal Government. This notion has been especially important to the present Administration, which has posited as two of its primary domestic initiatives: (1) simplifying the management of Federal programs, and (2) returning more decision-making to elected officials of state and local government.

The result has been realignment of field operations of the principal grant making agencies into ten standard regions and relocation of regional headquarters to the same city in each region. Regional directors of seven major departments constitute a Federal Regional Council in each region and the chairman is a Presidential appointee. Staff members from the Division of Program Coordination of the Office of Management and Budget provide liaison with Washington.[10]

The FRC's have no statutory base and no independent budget. The Councils are primarily discussion and coordination instruments. But such regions could serve as one possible basis for a new set of Federal-State commissions to consist of a Presidential appointee to represent Federal interests and the respective Governors to represent their states and perhaps some collateral representation by legislators and large cities. Such a framework could play an important role in the planning and implementation of a national growth policy.

---

[10] This section draws somewhat on William K. Brussat, *The Administrative Aspect of Regionalism Within the United States of America*, Report of the American Consortium for International Public Administration, Mexico City, 1974 (Washington: U.S. Office of Management and Budget, 1974, processed).

One interesting development associated with Federal Regional Councils is the Integrated Grant Administration Program (IGA) under which a state or locality can integrate all its Federal grants in a functional area into a single application, grant agreement, letter of credit and audit. The basic vehicle is a task force of Federal funding agencies operating through the Federal Regional Council. During 1973 there were 27 such IGA demonstrations in the 10 FRC's and the number is likely to be expanded considerably in the near future. Interstate projects—and interstate organizations—are natural prospects for such reforms leading to management simplification and efficiency.

It should be mentioned that only the major Federal agencies providing assistance to state and local governments in human resources and urban programs are included in the ten regions. Natural resource agencies, aligned with river basin boundaries, are associate members as are the smaller Federal agencies without elaborate field structures.

Several difficulties in FRC operations have emerged.

In the first place, the regional configurations of the 10 regions are rather inflexible and special arrangements have to be made for functional problems that cut across regional lines.

Secondly, the agencies that constitute FRC's vary in the authority delegated to regional decision-making. This is a function of both statutory and administrative regulation. Some Federal departments are primarily combinations of separately created agencies and thus the Secretarial Representative who sits on the FRC cannot commit funds for constitutent agencies. Transportation, Interior, HEW and Agriculture generally fall into this pattern. Other Federal agencies retain final approval of allocations and projects at headquarters in Washington; OEO fits this pattern. Some Departments have elaborate decision-making structures below the regional level thus inhibiting the authority of the regional Director to bind the agency to decisions; HUD fits this category.

Federal Regional Councils, however, may be moving closer to the notion of Federal-state coordination and regional assessment.

Each of the 10 Federal Regional Councils has been instructed to meet as a group with the Governor, department heads and key legislators annually in each state in its Region to explain Federal policies and secure comment from state and local officials. (In only one region—New England—has it been possible for the FRC to meet as a group with the six Governors meeting together.)

As part of the Annual Report and Work Plan required by OMB for budget and reporting purposes, each FRC prepares an Overview of the Region. The Overview is organized along a common format and identifies key problems the region faces in relation to the rest of the country. The Overviews prepared for FY 1975 are organized as follows:

1. The People and Where they Live.
2. State and Local Government.
3. Planning.
4. Income Level.
5. Employment.
6. Youth.
7. Education.
8. Elderly.
9. Housing.
10. Environment.
11. Transportation.
12. Federal Legislative Restrictions Affecting the Region.

The Overviews are analyzed by each Federal Department and by OMB as one factor in budgetary planning and program development. They are not usually made public, but they could be a basis for Regional Assessments described below.

FRC's have been playing a role in informing state and local officials of the Federal assistance that is available to each jurisdiction soon after the President's budget is transmitted to Congress each January. At these early spring briefings, the allocations to be made as a result of Congressional appropriations for that fiscal year are also discussed. In 1974 a new twist was added; a panel of 12 elected officials of state and local government, termed the New Coalition, met in Washington in September to discuss domestic issues of concern to all levels of givernment. Primary among these issues is the Fiscal Year 1976 budget which the President will submit to Congress

in January 1975. New Coalition members meet with OBM and other Administration officials to discuss the basic decisions which have already been made relative to the budget and to discuss policy directions and means to achieve the goals of state and local governments as they are affected by Federal programs and by financial assistance. An attempt is being made to bring the view point of state and local governments into Federal budgetary decisions before final conclusions are made. The New Coalition is a national organization supported by the Council of State Governments, National Association of Counties and U.S. Conference of Mayors/National League of Cities, without regional differentiation. But it is not inconceivable that some sort of mechanism might arise for consultations between Federal Regional Councils and the elected officials of state and local government within the region.

STATE-INITIATED REGIONAL ORGANIZATIONS

Within the basic pattern for regionalism, there have been several organizations formed under what might be termed "state-initiated regionalism," that is, states getting together without heavy Federal initiative.

The necessity for interstate cooperation has been recognized since the first days of the Republic, and the primary instrument provided in the Constitution is the compact.

Interstate compacts are formal agreements between state governments. Almost always they are enacted as statutory law and the Constitution requires Congressional consent, although in most cases the consent is implied rather than formal. A 1970 compilation by the Council of State Governments lists 160 active compacts spanning a wide and growing range of governmental activity, with at least 31 proposals for new compacts actively under consideration. Compacts are increasingly being used for interstate agreements in contrast to bi-state agreements. One-third of the compacts were created during the past decade. As formal instruments of state government, compacts have the advantage of committing state funds and authority to execute the activities for which they are formed. If the purpose is control of private conduct by license, permit, adjudication, enforcement or some other form of state police power, the compact does this uniformly and fully for each participating jurisdiction. On the other hand, compacts are limited by their charter and direct Federal participation requires special provisions. Also, being legal instruments, their enactment requires action by several different state legislatures and it may be more feasible to enter into less formal administrative agreements between states and the Federal government for certain purposes.

Most compacts before 1900 settled boundaries between states. During the next several decades compacts were used primarily to allocate the water of major rivers. Most compacts create an organization to carry out the specified function; an example is the Port of New York Authority created by New York and New Jersey in 1921. The compact organizations are limited by their charters to the activities specified in the compact. During the past several years, compacts have increasingly been used for sharing facilities and finances in functional areas such as corrections, higher education, health, motor vehicle safety and registration, nuclear energy and welfare.

As mentioned above, Congress expanded the powers of two interstate compacts by making the documents laws of the United States that are binding on Federal agencies as well as on state parties. These are the compacts creating the Delaware and Susquehanna River Basin Compact Commissions.

The Federal-Interstate compact has not yet been applied to functions other than water, nor to broad policy-making in urban growth and economic development. As experience with the Delaware and Susquehanna applications progresses, the idea no doubt will be tested elsewhere.

The most durable set of regions covering the entire nation is that established by the Council of State Governments. Founded 60 years ago, CSG is the national organization for all components of State Government—governors, legislators, attorneys general, and budget and planning officers. CSG is headquartered in Lexington, Kentucky, and has a Washington, D.C., office for coordination with the Federal establishment, as well as four regional offices in New York, Chicago, Atlanta and San Francisco. Regional offices provide staff support for regional meetings of the various affiliates at which policy statements of growth issues are adopted.

The Federation of Rocky Mountain States, which was chartered as a non-profit corporation in 1966 with the Governors of six states as incorporators, is another form of regional cooperation; its baseline budget is supported equally by the six states and leading businesses in the region. The Federation has also received a number of Federal contracts from the National Endowment on the Arts, HUD, NASA, and the Office of Education. Organized originally for economic development purposes, its purview has expanded to include all aspects impinging on the proper development of the Mountain region. Recent efforts have focused on the impending national land

69-393 O - 76 - 17

legislation, and the role of the West and of interstate cooperation in carrying out the mandate of expanded state initiative in land use controls. It should be mentioned that an implicit purpose of the Federation was to build regional power for the less populous Rocky Mountain States, and thus the region is smaller than the CSG Western Region.

The Federation's experience serves as a useful precedent for future policy in several ways. If the heavy Federal presence in solution of regional economic problems were to be removed, the Federation style of organization might become a preferred model for all parts of the country (with perhaps a stronger commitment from the state legislatures in both endorsement and funding).

Also, non-profit organizations such as the Federation can be the nucleus for many spin-off institutions. The boundaries are not solidly fixed, allowing the necessary flexibility for adjusting to configurations of states for different purposes. For instance, the Federation works with the Dakotas on matters involving the Region VIII Federal Regional Council, and with Washington and Oregon on cultural matters.

There are two other advantages of this type of organization. Since Governors constitute the Board of Directors, the prestige of the Governor's office is available for Federation-sponsored activities which is not always true in other regional bodies. The direct involvement of Governors also gives a dimension of political reality.

It should also be mentioned that Jack Campbell, the former Governor of New Mexico, is president of the Federation, and he has creditibility with government and business circles. Leadership is important to regional organizations.

The other advantage is access to the private sector. The West's leading banks, utilities, manufacturing concerns and retailers are all dues paying members of the Federation, and the organization appears to have been helpful in providing the means of communication between large scale private sector plans and state planning.

The Federation style of public/private cooperation is unique in this country, but the South has an organization of states alone, and New England has separate organizations for states and for the private sector.

The Southern Growth Policies Board was created in 1972 as a "cooperative regional effort to enhance the development, conservation and utilization of human and natural resources in the South," by action of fifteen Southern Governors, an action that is being ratified by Resolutions of commitment adopted by the state legislatures. The Board was created as a logical addition to other Southern interstate compacts, mechanisms which have become an accepted formula in the South for coping with broad social and economic issues. The Board has established a Commission on the Future of the South as one of its earliest and principal efforts. The Commission is charged with developing interstate growth policies which can be implemented in the areas of human resources, land and natural resources, and transportation systems.

The National Endowment for the Arts, several Federal agencies, and several private foundations have supported the early efforts of the Southern Growth Policies Board, which has its core operating funds provided by member states. Recognized in its legislation and funding is the explicit purpose of providing policy guidelines and growth research at the interstate level, as well as an interstate information system on growth policy.

The other example of "state-initiated regionalism" is New England which is the nation's most homogeneous region with traditions of cooperation between the six states dating back 300 years, over the years, a series of regional institutions has been created in functional areas, so that there are at present 74 organizations working together on regional efforts, many of them created by compact action.[11] Their activities tend to reinforce one another. Unlike the Rocky Mountain approach, however, the New England Governor's Conference is completely separate from the New England Council, which is the private-sector organization. The six New England states constitute both a Regional Economic Commission and a River Basin Commission, as well as a Standard Federal Region—the only region to have the same boundaries for these institutions.

NON-GOVERNMENTAL REGIONAL ORGANIZATIONS

Organizations with a variety of non-governmental sponsorship have been organized in several parts of the country.

The Upper Midwest Council was established in 1959 as a non-profit corporation supported by foundations, businesses and individuals "for the purpose of serving the region as an independent synthesizer and disseminator of information." The region with which the Council is concerned is coincident with the Ninth Federal Reserve

[11] David K. Hartley, *State Legislatures and Federal-Multistate Cooperation* (Washington: Office of Regional Economic Coordination, U.S. Department of Commerce, February 1973), p.28.

District which includes the states of Montana, North Dakota, South Dakota, and Minnesota, and the northern portions of Wisconsin and Michigan. The region centers on the Twin Cities which is also the headquarters for the Bank, and the Council represents the only Federal Reserve District in which an attempt has been made to develop an institution for the study of the broader economic and demographic environment in which the financial community operates. The Council's first project was overseeing conduct of the Upper Midwest Economic Study, funded largely by the Ford Foundation. Recent studies have been concerned with energy and population mobility. The organization's membership consists primarily of the region's business and financial institutions with only indirect ties to state government.

The Regional Plan Association was founded in the 1920's with broad citizen and business support to promote better planning for the tri-state New York City metropolitan area. Its work has recently expanded to encompass the broader megalopolis of which New York is the core. RPA attempts to rely on public participation and has pioneered in finding ways to inform and involve the many diverse publics, e.g., a TV-citizen response program; regional Town Meetings throughout the regions; a widely-read paperback, *How to Save Urban America;* thousands of organized discussion groups, and widely distributed ballots for citizen response. The tri-state urban region is the nation's largest in population and geographic size and, in many ways, the most complex. Many of the problems of an urban environment have reached acute stages there—gaps between rich and poor, urban and suburban, white and non-white, core deterioration and exurban expansion. Moreover, the region falls under the jurisdiction of three states, 31 counties, and thousands of local governments. RPA does not claim to be the voice for the entire Atlantic Coast megalopolis, however, preferring to focus on Greater New York.

Another private organization with broad citizen support has been active on the other side of the continent but with a stronger national environment focus. California Tomorrow "is a publicly supported nonprofit foundation whose goals are to explore and throw light upon the major problems which California must face." The organization analyzes proposals in a statewide focus, encompassing not only the two major urban concentrations centering on Southern California and the Bay Area, but also the undeveloped and rural areas. Recent publications have included *The California Tomorrow Plan*, a document with several alternative futures for the state (it is interesting that the state government itself has prepared no such plan for public discussion). The organization also puts out a widely-read quarterly journal, *Cry Tomorrow*.

INTERSTATE METROPOLITAN AND RURAL AREA ORGANIZATIONS

Some of the largest and most complex metropolitan areas comprise parts of several states, including New York, Philadelphia, Washington, Chicago, St. Louis, Cincinnati, Louisville, Memphis, Kansas City and Portland. A recent survey by the Advisory Commission on Intergovernmental Relations indicated there are 30 interstate metropolitan areas, and that over 25 million people—11 percent of the nation's population—live in them.[12]

Since territorial jurisdiction often does not coincide with functional scope, a considerable amount of effort has gone into creating new regional institutions that facilitate cooperation between existing units of general government and that encompass substantial functional settings.

As James Sundquist puts it, "the first thing wrong with local government is that very few of the units are territorially adequate. In the metropolitan areas, there are far too many feuding local governments, and in the rural areas they are just not big enough either to provide a working territorial base or to hire the kind of expert staff needed to do the local part of the Federal job.[13] He and others call for a system of substate metropolitan and non-metropolitan regions designed to be territorially related to the problems with which they are dealing. Under present practice, the state legislatures will be responsible for creating this system, but the Federal government can encourage state reform, and it can certify and reward worthwhile state systems. Forty-four states have created such systems covering the entire state, either by legislation or Executive Order. But very few states require state investments—and the Federal assistance that comes through state government—to be programmed in accordance with areawide planning.

---

[12] Advisory Commission on Intergovernmental Relations, *Regional Decision-Making: New Strategies for Substate Districts*, Volume 1 (Washington: U.S. Government Printing Office, October 1973), pp. 277ff.

[13] James L. Sundquist, "Comment," in Harvey S. Perloff (ed.), *The Future of the U.S. Government: Toward the Year 2000* (New York: George Braziller, 1971), p. 347.

The Federal government over the years has gently encouraged interstate cooperation in these areas by providing financial incentives and vesting responsibility for coordinating Federal assistance in regional organizations. Under the Intergovernmental Cooperation Act of 1968 and OMB Circular No. A-95, units of state and local government are required to submit applications for most Federal aids to state and areawide clearinghouses for review as to conformance with comprehensive development planning. Under this stimulus, state and local governments have created 470 regional clearinghouses. Almost all of these clearinghouses at present, however, are voluntary associations of local elected officials rather than strong organizations that not only plan the region's future growth but also have the power to enforce conformance with the planning. In the absence of meaningful regional plans and enforceable implementing mechanisms, there is no way to assign priorities to grant applications in terms of their relationship to regional goals and objectives.

As a next step, the Advisory Commission on Intergovernmental Relations is urging that these voluntary councils be given statutory capacity to resolve conflicts between cities and counties on the one hand and between state and local governmental actions that have an areawide impact on the other. There would appear to be a trend for harmonizing the field structures of state agencies with the same substate districting system, so that regional councils provide the linkage between decentralization of state government services and consolidaion of those local governent functions that can better be provided on an areawide basis. One form might be a type of "regional budgeting" in which areawide planning and programming would be a major input—along with statewide considerations—into state budgeting and management.

From the viewpoint of an individual state, then, metropolitan and rural areas are related to the state's system of local government and to the means by which state expenditures are made. Dealing with them when they cross state lines requires a different kind of interstate cooperative vehicle in that their scope is limited geographically to a particular area rather than the entire state.

The problems of areawide cooperation are intensified when the area involves two or more states, for each of the 50 states has a different legal and political structure. Rivalries between local governments are expanded to the state level, as for instance the location for a new regional airport. Creation of new institutions requires prolonged negotiations, and often changed laws, especially when the new regional institutions involve taxing authority or police power. In the latter case, compact action may be necessary. In addition to legal problems, the fact that many of the nation's largest metropolitan areas—those over one million population—are interstate in nature means progress will be slow in establishing unified goverment in these areas. The Federal government plays a special role in convening the affected states and hammering out cooperative arrangements.

USES OF INTERSTATE MECHANISMS

Experience with these several varieties of multistate, subnational institutions points the way to an evaluation of the specific functions they might play.

1. *Planning Forums.*—First, the regional institutions are primarily forums for developing consensus and information exchange between the three established levels of government. Great pains are taken to prevent any implication of a permanent fourth level of government. These interstate institutions are instrumentalities created by the participating members to adjust their geographically-limited jurisdictions to economic and social problems that transcend their individual boundaries. Success with any forum that works basically by indirection and consensus is conditioned on good staff work, consistency in data and format and active participation by responsible policy-making officials.

As forums for planning and development, the most important function that regional institutions perform is combining the individual state plans and programs into a regional mosaic. As Governor Linwood Holton of Virginia said at the inaugural meeting of the Southern Growth Policies Board in October 1971, "because of the influence and prestige of the members, such a group could have considerable impact in encouraging Southerners to unite in planning for orderly growth in population, transportation, housing and industry."

2. *Location Strategies.*—The second function of interstate groups is to adopt strategies for location of major new developments that have impacts beyond the local or state level. A good share of America's new growth is occurring in undifferentiated suburban sprawl rather than in a form of land use that takes advantage of unique opportunities in both declining central cities and in small towns outside large megalopoles.

Where practiced, as in a nascent form by the Appalachian Regional Commission, these location strategies revolve around growth centers—directing public investments

into intermediate-size cities. By mobilizing public investment through a locational structure such an approach provides the kind of vehicle needed to carry out a growth and development strategy at the multistate scale.

3. *Functional Regulation.*— The third function of interstate institutions is regulation in such functional areas as environmental quality and crime prevention. In order to use the police power of regulation, each participating state must adopt a common format by statute or administrative arrangement as in a compact. As the courts intervene in environmental and urban problems, there will no doubt be greater pressure on states to extend their police power to interstate compact organizations in order to carry out the intent of Federal statutes. Interstate organizations, both those that pave the way for compacts, and those organizations that are created as a result of compacts, are important catalysts in interstate cooperation.

4. *Interaction Between Private and Public Regional Investments.*—Fourth, interstate cooperative ventures are proper vehicles for interaction of plans and programs for investments to be made by large private and public investors.

Many of these private investments are regional in scale. Several examples will suffice. Public utilities must have a way to relate the impacts of power generating facilities serving several states to housing, transportation and urban growth patterns. Without this kind of regional data, the utilities will not be able to project the demand for their services and thus develop the financial plans for capital investments to provide the services. Heretofore, in most cases the utilities have developed their own regional projections, and often times they are inadequate. A new generation of private-public sector regional cooperative institutions will give more precision to the capital needs of utilities.

Another example revolves around the need for developing a network of airports to be served by trunk and feeder airlines. This cannot be accomplished without reference to growth strategy on a regional basis.

5. *Creating Subsystems of Substate Districts.*—The Appalachian Regional Commission has been rather successful in helping its member states create local development districts on the basis of common criteria for feasibility in development planning. The multicounty substate districts in the 13 Appalachian states are indeed using a common data format and approach in their development planning.

6. *Testing Decategorization of Federal Grants and Revenue Sharing.*—Next, several regional institutions have experimented with forms of "block grants" that are akin to revenue sharing. The Regional Economic Development Commissions have been granted funds to make supplementary grants to other Federal or State projects of regional character that would not be built otherwise. The 13 Appalachian states have gone a step further. States can trade supplementary funds between broad categories. Kentucky and Pennsylvania, for example, might decide to concentrate on building statewide systems for vocational schools. They can trade supplemental funds with other states to whom this was deemed less important. These flexible funds have, in the words of one official, been useful in decreasing the "hardening of the categories" in Federal grant programs.

THE NOTION OF REGIONAL ASSESSMENTS

Each of the regional organizations described above is engaged in a type of analysis that might be termed "regional assessment"—determining the role of the region in large national economic, social and environmental and governmental systems. By undertaking a continuing assessment of this role the organizations hope to influence both national forces and those in the region to structure a greater congruence between region and nation. The sum of these interactions is increasingly being termed "quality of life," which has essentially four dimensions:

1. Income, wages, population, migration, transportation, economy;
2. Natural environment, pollution abatement, preservation of ecosystems;
3. Social concerns, health, education, mobility, safety, and security; and
4. Governmental authority, management, finance, organization, capacity to help secure quality of life.

The Environmental Protection Agency, sensing a national need for clarification of terms, sponsored a conference in August 1972 to define quality of life in terms of its components and to develop suggested quantitative approaches to its use in guiding public policy. The results were published as *The Quality of Life Concept: A Potential New Tool for Decision-Makers.*[14] There was no agreement on precise definitions, but there was a consensus that the approach must be interdisciplinary, that it must be related to public policy and that there is a good deal of experimentation going on across the country.

[14] *The Quality of Life Concept: A Potential New Tool for Decision-Makers* (Washington: Environmental Studies Division, Environmental Protection Agency, March 1973).

"Quality of life" is most commonly measured through social indicators—statistical measures of important aspects of social concerns. The most recent attempt at any set of national social indicators is *Social Indicators, 1973* by the Statistical Policy Division of the U.S. Office of Management and Budget. The report examined eight major social areas: health, public safety, education, employment, income, housing, leisure and recreation, and population. Within each of these categories, there are broad areas of social interest which, as the report says, "embody widely held basic social objectives":

> Good health and long life, freedom from crime and the fear of crime, sufficient education to take part in society and make the most of one's abilities, the opportunity to work at a job that is satisfying and rewarding, income sufficient to cover the necessities of life with opportunities for improving one's income, housing that is comfortable within a congenial environment, and time and opportunity for discretionary activities. [15]

Unfortunately the report did not disaggregate below the national level, but the heavy emphasis on income, employment, education and purchasing power indicates the correlation between the social well-being of a region and its relative economic well-being as represented in income figures.

Technical and political sophistication has improved to the extent that the great majority of elements in "quality of life" can be assessed with some precision. And this is increasingly being used as the factual basis for public policy legislation, regulations and incentives.

Some of the elements can be determined on the basis of physical or biological science—e.g., beach erosion, soil subsidence, level of pollutants in the air. Other elements are assessable on monetary or financial basis, such as unemployment, family income, and years of education.

Most of the elements are more directly related to political consumer satisfaction, such as tolerance of polluted air. These are often measured by survey research—polling under rigorous methods so that results may be accurately interpreted according to accepted standards of reliability and predicatability. This is a technique that elected officials know well through political polling and is now being applied more widely to quality of life. For instance, Dr. Robert Marans of the Survey Research Center at the University of Michigan is asking a controlled sample of residents along lakes in two Michigan counties about their perception and preferences about living conditions there. This data is then matched with the precise indicators on pollution and public health that are supplied by biological scientists to give both voters and elected officials a better idea of what is both feasible and desirable in the way of regulations and legislation.

While we are certainly a long way from any system of precise scientific measurements of quality of life indicators, there is the nucleus of a process that is applicable to regional assessments in the BEA/WRC data system being used in the 1975 WRC National Assessment.

For purposes of assessing and projecting regional economies, the Bureau of Economic Analysis of the Department of Commerce has divided the country into 173 economic areas, each of which has a relatively integrated regional economy and using criteria that make the areas especially suitable for economic projection and analysis. BEA decided central-place theory provided the best conceptual basis for this delineation, and the economic areas are based on urban centers, each with its hinterland, in which the establishments, both business and households, are functionally related. These areas then are nodal-functional economic areas; each combines the place of work and the residence of its labor force and therefore reflects a minimum of commuting across the area boundaries. [16] BEA's economic area projections are made within the framework of the overall U.S. economy. Projections of population, employment, and income are made first for the nation, and then disaggregated geographically.

Projections are based on the assumption that persons in the labor force migrate to areas of economic opportunity and away from areas of economic decline or stagnation. Accordingly, projections of area income and employment are prepared first, and projections of area population derived from them.

Projections of income are prepared for each of as many as 39 industries in each of the 173 areas. Various methods are used to make the projections depending upon

---

[15] Executive Office of the President, Office of Management and Budget, *Social Indicators 1973* (Washington: U.S. Government Printing Office, 1973), p. XIII. See also Nicholas Zill, *Developing Indicators of Effective Life Management*, A Paper Delivered at the Urban and Regional Information Systems Association, August 29–31, 1973.

[16] "State Projections of Income, Employment and Population to 1990," *Survey of Current Business*, April 1974, p. 26.

the individual industry's role in the area's economy. However, the methods used insure that in each of the 173 areas the industrial composition of projected income constitutes an economy with an internally balanced structure. The fact that the projections were prepared in industrial detail makes it possible for the projected economic path of an area to depart substantially from past trends.

Since methodology for measuring "gross regional product" has not been developed with any precision in the United States, BEA disaggregates two measures of "gross national product" to the 173 economic areas. The two measures are personal income and its labor earnings component (the sum of wages and salaries, other labor income, and proprietors' income). The two measures are then applied to the "export" and the "residentiary" industries in each economic area.

Export industries "produce goods and services that are for the most part exported to other areas." Residentiary industries, on the other hand, "produce most of the services and some of the goods required by local business as intermediate products and by the household sector."

It is obvious that economic areas vary in the mix between export and residentiary components. Moreover, these interinduatry relationships within areas exhibit substantial stability over time, although they do change as a result of secular trends and developmental thresholds (points at which local markets for intermediate or consumer products become large enough for local production to supplant all or a portion of imports).

The economic measures used in projections are population, total personal income, earnings by industry of origin and total employment.

Projections of labor earnings for the export component of an area's economy are made for each of the 37 industries that are present on the basis of projections of the trend in the area's share of total national earnings in each industry.

Certain industries are classed as "residentiary" in some areas and as "export" in others. For example, in one area hotels may serve principally the business community and local residents, while in another, such as Las Vegas, they may provide recreation for visitors and so form an "export" industry.

BEA's analysis of 176 regional economies provides the basis for projections of state and SMSA economies, as well as the economic and demographic analysis for the 220 river basin subareas in the 1968 and 1975 National Assessments of the Water Resources Council.

The U.S. Water Resources Council has worked out a system of natural resource areas—generally along major river basin lines—to facilitate water development planning and analysis.[17] These include two basic types of regions. There are 21 Water Resource Regions (18 in the coiterminous U.S., plus Alaska, Hawaii and Puerto Rico) for use in "Type A Framework Studies," which result in projections of economic development, water needs and water supply. Type A studies do not propose specific projects but set the framework for such proposals. Type B studies cover a small area, typically a major basin or tributary (such as the Connecticut, Genessee, Grand); they identify projects in sufficient detail to lay the basins for authorizations. There are 220 river-basin subareas nesting within the 21 Water Resource Regions.

A subregion "includes that area drained by: a river system; reach of a river and its tributaries in that reach; a close basin(s); or a group of streams forming a coastal drainage area." In addition to drainage area boundaries, each subregion was delineated along those county boundaries which most nearly approximate data series for subregions from data sources which use counties as the lowest unit of geographic detail, such as Census of Manufacturers or Census of Population. The area delineated by county boundaries was named the subarea. For example the "Canadian Subregion" refers to the drainage area of the Canadian River of Kansas and its tributaries. The "Canadian Subarea" refers to the counties that approximate the area of the Canadian Subregion. If a subregion boundary passed through a multi-county Standard Metropolitan Statistical Area (SMSA), the subarea boundary was established along the SMSA boundary so as to retain the integrity of SMSA's and natural resource subareas.[18]

SMSA's are delineated by a Federal interagency committee coordinated by the Statistical Policy Division of the Office of Management and Budget. An SMSA, of which there were 267 as of August 1974, includes at least one city with 50,000 or more inhabitants and adjacent counties that are found to be metropolitan in character and economically and socially integrated with the county of the central city. In New England the requirement with regard to central city as a nucleus still holds but the units comprising the area are the towns rather than counties.

The Water Resources Council is now midway in the 1975 Assessment of the Nation's Water and Related Land Resources.

---

[17] Water Resources Council, *Water Resources Regions and Subregions for the National Assessment of Water and Related Land Resources* (Washington: WRC, July 1970).

[18] *Ibid*, p 4.

The Council's first national assessment, completed in 1968, was a first step in the development of a continuing assessment process. On a national and broad regional basis, it described the nature of available water and related land supplies, projected requirements to the year 2020, and identified and discussed emerging problems. A major product of the 1975 National Assessment will be "1975, 1985 and 2000 water requirements, supply and deficiency information for future scenarios for 106 geographic units (aggregated subareas—ASA's) and 21 WRC regions.[19]

The 106 Aggregated Subareas (ASA's) are thus groups of counties that can thus be described as major metropolitan areas extended to include the water resource boundaries. They are the environmental assessment and water supply regions for urban service communities.

Two other important types of regional groupings are being utilized in the 1975 National Assessment.

Resource Areas (LRA's were delineated by the Soil Conservation Service of the U.S. Department of Agriculture, as broad geographic areas having similar patterns of soil (such as slope and erosion), climate, water resources, land use and type of farming.

Land Resource Groups (LRG's) consist of one or more LRA's generalized to county boundaries. These were delineated by the Economic Research Service of the U.S. Department of Agriculture, for use in analysis and projection of agricultural activities.

Thus within the "Mississippi Delta Cotton and Feed Grains Group" are two Land Resource Areas ("Southern Mississippi Valley Alluvium" and "Eastern Arkansas Prairies") and part of a third ("Southern Mississippi Valley Silty Uplands").

The interaction between these three types of regional data (economic, natural resource and public administration) is accomplished through the Federal Information Processing Standards (FIPS) coordinated by the Institute of Computer Science and Technology of the National Bureau of Standards. FIPS assigns a two-character code number to each state and a three-character code to each county. This allows data compatability between all county-based information systems and allows aggregations to regions such as SMSA's, Economic Regions, and states.

Economic, demographic, environmental and fiscal data for Albany County, New York, is thus provided by the following code:

Region	*FIPS Code*
Albany County	001
New York State	36
Mid-Atlantic Water Resource Region	02
Upper Hudson Water Resource Subregion	0202
Upper Hudson Water Resource Subarea	202
Albany–Schenectady–Troy Economic Area	006
Northeastern Forage and Forest Region (LRA)	65
and Glaciated Allegheny Plateau and Catskill Mountains (LRA)	140
Albany–Schenectady–Troy SMSA	0160

Most Federal agencies sponsor their own data systems for purposes of transmitting their clientele and for evaluating progress toward specified goals. Among others, the Law Enforcement Assistance Administration and the FBI maintain crime statistics, the Economic Development Administration keeps a "Quick Query" service for data on local economic conditions, and the U.S. Geological Survey maintains data on land use conditions as part of its Resources and Land Information (RALI) program. All must be compatible with the FIPS system and thus are available for regional assessment purposes. The Statistical Policy Division of the Office of Management and Budget works closely with the National Bureau of Standards to retain compatibility between information systems, and there is an Intergovernmental Management Systems staff in OMB that makes the data available to state and local governments. It must be said that there is great technical variation as between Federally-inspired data systems and the OMB coordination efforts relate more to geo-coding than to substantive comparability. Units of measurement differ between indicators and their translation into public policy takes different forms. But the data system is a beginning.

The National Assessment is being carried out according to a format in *Principles and Standards for Planning*. All plans are to be related to two overarching National purposes. One purpose, "National Economic Development" is enhanced by increasing the value of the nation's output of goods and services and improving national economic

[19] Water Resources Council, '*75 Water Assessment Plan of Study* (Washington: WRC, August 1974).

efficiency. The other purpose, "Environmental Quality," is enhanced by the management, conservation, preservation, creation, restoration or improvement of the quality of certain natural and cultural resources and ecological systems. Alternative plans are to be prepared for each region and their aggregation is to be tested against national data. "Formulating courses of action that effectively contribute to the attainment of the national economic development and environmental quality objectives is the paramount task of water and land resources planning." [20]

For each alternative plan, the beneficial and adverse effects on "regional development" and "regional social well-being" are also to be displayed because:

> "Through its effects—both beneficial and adverse—on a nation's income, employment, population, economic base, environment, social development, and other factors, a plan may exert a significant influence on the course and direction of regional development." [21]

"Regional development" relates to such factors as increased regional income, population distribution and enhancement of environmental conditions of special regional concern. "Regional social well-being," in contrast, refers to the effects of each alternative plan on "the equitable distribution of real income and employment and of other social opportunities."

Some attention has been given the WRC/BEA planning system because it is the only one that has been sufficiently thought through to provide the basis for a national system under which regional assessments can be made. Some of these characteristics include:

1. Involvement of all levels of decison-making—Congress, Federal agencies, states, private sector.
2. Intergovernmental—local, state, regional, national.
3. A framework of integrating social, economic and environmental dimensions and assessing their interaction.
4. Tie in to a national data system with consistent categories.
5. A means for changing the basis for plans as society's values change.
6. A means for costing out various alternatives and relating them to overall financial and budgeting constraints.

The system being used in the 1975 National Assessment could well be adopted for use in regional assessments undertaken by other regional organizations.

NATIONAL POLICIES AND REGIONAL GROWTH

The United States faces the same problems as other urban nations but the problems are given a somewhat different cast by the country's size and scale, its mixed economy, and its federal system of shared powers.

While the U.S. economy is becoming increasingly centralized, many governmental powers and services remain constitutionally with the 50 states and the local governments they created many years ago when society was less urban. The U.S. governmental system is fragmented and pluralistic. Local government remains important in provision of services, but there is a renaissance of interest in the capacity of the intermediate level—the state—to create new systems for allocating scarce land and fiscal resources, and to plan for the growth of urban regions. With the Federal government retaining the most potent fiscal resource—taxes on household and corporate income—recent emphasis has been given to strengthening subnational government by returning Federal funds to the state and local levels. But the corollary is state government modernization to reflect new urban reality, most importantly the creation of institutions to govern urban regions which transcend the powers and boundaries of existing municipalities and—in come cases—of the states themselves.

FEDERAL ACTIVITIES AFFECTING REGIONS

As in most urban nations, there is growing concern in the United States about the effects of both over-concentration in large centers and depopulation of rural and economically depressed regions.

National economic policy has been aimed primarily at maintaining aggregate national economic prosperity, high employment and minimum inflation, with virtually no attention to regional disparities. Government efforts to induce growth in depressed regions or small towns have been uncoordinated and underfunded, and there have been no policies explicitly to restrict growth in large urban areas.

---

[20] "Water Resources Council, Water and Related Land Resources, Establishment of Principles and Standards for Planning," *Federal Register*, September 10, 1973, p. 24794.

[21] Ibid., p. 24816.

U.S. agricultural policy has concentrated on maintaining the viability of the agricultural sector in the national and international economy and only incidentally on social consequences. This policy has contributed to technological efficiency but it has also had the effect of fostering rural unemployment and migration to cities.

Federal income assistance—medicare, social security, housing subsidies, welfare and surplus foods—are largely neutral as regards regions. Poor regions presumably are kept from getting poorer but all regions benefit.

Within urban regions, Federal mortgage insurance and assistance for highway construction have tended to increase decentralization and to foster expansion on the metropolitan fringe. Ameliorative assistance in the form of housing subsidies to low-income families, urban renewal and social services have to date been insufficient to prevent further disparities between older declining central cities and expanding suburbs.

The effects of new environmental pollution abatement regulations has not emerged with sufficient clarity to determine impact on regional growth and decline.

Other Federal programs not aimed specifically at population distribution, however, have had a great deal of influence on the growth of particular regions—such activities as defense procurement, public works and regulation of large corporations. Their impacts might be the basis for a more explicit policy of influencing the distribution of economic activity and of population.

Some public works programs are quite intentional as to regional impacts, but they operate more directly through the legislative and political process than through the grant-in-aid system. Irrigation and hydroelectricity are only two products of dams built by the Bureau of Reclamation that are designed, in part, to keep agriculture and industry in the West competitive with the rest of the country. The Corps of Engineers has had responsibility for the improvement of rivers, harbors and waterways for navigation and flood control since the earliest days of the Republic, and these projects are obviously of regional benefit. Many of these public works projects are authorized by specific Congressional legislation.

In recent years there has been growing concern about effects of uncoordinated Federal policies on the magnitude and distribution of growth. It is doubtful that this concern will result in the same type of national controls found in countries with a more centralized form of government. But there does appear to be interest in a better understanding of the issues, and in taking a more conscious look at Federal impacts.

The interest in this subject seems to stem primarily from concern about social equity, environmental integrity and regional parity. Equity implies a fair distribution of the benefits of social progress, and it is felt that people living in lagging regions are denied their fair share. Environmental quality seems most difficult to achieve in large urban regions, and therefore some environmentalists would like to see reduced growth there, but not at the expense of environmental degradation in areas that are presently uninhabited. Regional parity arises from a desire to achieve approximate balance between the amount paid into the Federal treasury and the benefits received therefrom.

The following section probes a little into this notion of the regional distribution of Federal spending as a factor in parity between regions.

REGIONAL DISTRIBUTION OF FEDERAL SPENDING

There is considerable difference between the amount a region's residents pay into the Federal treasury, and the amount they receive back in Federal expenditures.

A recent analysis by the New York State Economic Development Board [22] compares the geographic origins of national taxes and the destination of national expenditures for fiscal year 1974.

> The share of the federal "tax burden" borne by New England, Mid-Atlantic and Midwest, in each case exceeds their share of federal aid to states. As a whole, the region's 47 percent share of the federal "tax burden" exceeds its share of federal aid by over 5 percent. By way of comparison, the region's share of population, personal income and all state and local government revenues raised from own sources is 43, 46 and 47 percent respectively.
>
> Analysis of the geographic distribution of military contract awards, federal research and development expenditures and federal Department of Defense payrolls indicates that the Mid-Atlantic and Midwest regions receive 26, 20 and 14 percent, respectively, of such expenditures in contrast to shares of the nation's population, personal income and all general State and local government revenue raised from own sources of approximately 40 percent.

[22] *Indicators of Regional & Metropolitan Economic & Demographic Change, Selected Economic Indicators & Selected Indicators of Federal "Tax Burden" & Expenditures By Region and State* (Albany: New York State Economic Development Board, March 1976; mimeo).

Similarly, the analysis of the geographic distribution of federal outlays by major U.S. budget functional classification indicates that the New England, Mid-Atlantic and Midwest region combined receive a less than proportionate share for national defense, space research and technology, community and housing development and education and manpower expenditures—all key expenditures in terms of contribution to economic activity and enhancement of the economic growth potential of a region. The region's shares of national defense, space research and technology, housing and community development and education and manpower expenditures are 29, 11, 38 and 34 percent, respectively.

PERCENT DISTRIBUTION OF FEDERAL "TAX BURDEN," FEDERAL OUTLAYS AND FEDERAL AID TO STATES BY REGION AND STATE, FISCAL YEAR 1974

	Percent distribution of		
	Federal "tax burden" [1]	Federal outlays [2]	Federal aid to States [3]
United States, total	100.00	100.00	100.00
Regions:			
Northeastern States	26.15	26.23	25.49
North Central States	28.39	21.24	22.94
The South	27.43	32.39	30.63
The West	18.03	20.14	18.86
Northeast:			
New England	6.25	6.09	6.10
Middle Atlantic	19.90	20.14	19.39
North Central:			
East North Central	20.78	14.00	16.00
West North Central	7.61	7.24	6.94
South:			
South Atlantic	14.65	17.69	14.70
East South Central	4.66	6.02	6.93
West South Central	8.12	8.68	9.00
West:			
Mountain	3.93	4.93	4.76
Pacific	14.10	15.21	14.10
New England:			
Maine	.37	.42	.60
New Hampshire	.38	.38	.33
Vermont	.18	.19	.33
Massachusetts	2.99	2.75	2.85
Rhode Island	.45	.41	.54
Connecticut	1.88	2.00	1.45
Middle Atlantic:			
New York	9.95	11.78	11.34
New Jersey	4.34	3.66	2.86
Pennsylvania	5.61	4.70	5.19
East North Central:			
Ohio	5.16	3.53	3.82
Indiana	2.49	1.77	1.54
Illinois	6.39	4.34	4.92
Michigan	4.71	2.91	3.94
Wisconsin	2.03	1.45	1.78
West North Central:			
Minnesota	1.80	1.45	1.89
Iowa	1.34	1.02	.98
Missouri	2.15	2.44	1.85
North Dakota	.27	.36	.33
South Dakota	.24	.32	.46
Nebraska	.73	.62	.59
Kansas	1.08	1.03	.84
South Atlantic:			
Delaware	.34	.25	.26
Maryland	2.22	2.43	1.63
District of Columbia	.44	3.05	1.32
Virginia	2.23	2.88	1.94
West Virginia	.64	.71	1.26
North Carolina	2.04	1.89	2.12
South Carolina	.95	1.08	1.21
Georgia	1.97	2.00	2.44
Florida	3.82	3.40	2.52

See footnotes at end of table.

PERCENT DISTRIBUTION OF FEDERAL "TAX BURDEN," FEDERAL OUTLAYS AND FEDERAL AID TO STATES BY REGION AND STATE, FISCAL YEAR 1974—Continued

	Percent distribution of		
	Federal "tax burden" [1]	Federal outlays [2]	Federal aid to States [3]
East South Central:			
Kentucky	1.21	1.42	1.79
Tennessee	1.57	1.71	1.85
Alabama	1.20	1.57	1.80
Mississippi	.68	1.32	1.49
West South Central:			
Arkansas	.66	.84	1.02
Louisiana	1.31	1.40	2.06
Oklahoma	1.05	1.29	1.30
Texas	5.10	5.15	4.62
Mountain:			
Montana	.29	.38	.46
Idaho	.29	.35	.41
Wyoming	.16	.18	.26
Colorado	1.15	1.36	1.09
New Mexico	.38	.73	.73
Arizona	.92	1.08	.93
Utah	.42	.58	.60
Nevada	.32	.27	.28
Pacific:			
Washington	1.65	2.03	1.72
Oregon	1.04	.91	1.21
California	10.80	11.27	10.13
Alaska	.18	.41	.51
Hawaii	.43	.59	.53
Other:			
(Puerto Rico, Virgin Islands, territories and adjustments or undistributed to States)			2.06

[1] Congressional Research Service, table 1, Federal "Tax Burden" of Individual States compared to Federal Outlays in the States, fiscal year 1974, Mar. 19, 1975.

[2] Ibid.

[3] U.S. Department of the Treasury, Federal Aid to States, fiscal year 1974.

The industrial Northeast and Midwest contain the bulk of manufacturing capacity and wealth that are subject to corporate and personal income taxes. On the other hand, Southern agriculture and Western public lands management and water resource development are traditional objects of Federal investment for regions with low population density.

The pattern that emerges is that the industrial Northeast contributes significantly more to the Federal treasury than it gets back.

Of course, there are some differences as between states within regions. Citizens of Maine get more than they contribute, while adjoining Massachusetts contributes significantly more. But generally speaking, states followed the regional pattern. The same argument about variations between states within a region can be adduced for variations within states. The Atlantic metropolitan area, for instance, undoubtedly contributes significantly more to both the Federal and state treasuries than do rural outstate areas.

Federal aid to state and local governments varies widely among regions as well, and has become an increasingly significant factor in the finances of all levels of government, rising from 8.6 percent of total Federal outlays in 1964 to an estimated 17.0 percent in 1975 (25.0 percent of 1974 Federal civilian domestic programs).[23] Regional distributions ranged in 1971 from a high of $178 per capita in the Rocky Mountain region to a low of $102 per capita in Great Lakes area.

[23] *Special Analyses, Budget of the United States Government, 1975* (Washington: U.S. Government Printing Office, 1974), p. 211.

There are two reasons for the relationship between income and Federal aid, according to the 1974 U.S. Budget explanation. Some grant programs require lower matching ratios for the poorer states. Other programs, such as those for public assistance and for elementary and secondary education, are designed as aids to the disadvantaged and tend to flow to states and regions having proportionately more individuals with lower incomes.

DISTRIBUTION OF GRANTS, SELECTED FISCAL YEARS

Federal region [1]	1975 [2] total grants	Per capita 1969	Per capita 1975	Percent change 1969–75
I—Maine, Vermont, New Hampshire, Massachusetts, Connecticut, Rhode Island	$3.0	$102	$247	142
II—New York, New Jersey, Puerto Rico, Virgin Islands	8.1	103	283	175
III—Virginia, Pennsylvania, Delaware, Maryland, West Virginia, District of Columbia	6.1	94	256	172
IV—Kentucky, Tennessee, North Carolina, South Carolina, Georgia, Alabama, Mississippi, Florida	7.3	101	207	105
V—Illinois, Indiana, Michigan, Ohio, Wisconsin, Minnesota	8.8	77	195	153
VI—Arkansas, Louisiana, Oklahoma, New Mexico, Texas	4.7	111	213	92
VII—Iowa, Kansas, Missouri, Nebraska	2.3	88	197	124
VIII—Colorado, Montana, North Dakota, South Dakota, Utah, Wyoming	1.6	136	266	96
IX—Arizona, California, Nevada, Hawaii, other territories	6.0	116	236	103
X—Idaho, Oregon, Washington, Alaska	1.9	117	267	128
United States	49.7	99	233	135

[1] These are not the same regions as those used for National Income Account computations.

[2] In billions of dollars.

See "Federal Aid to States," Department of the Treasury, for additional information concerning State distribution of Federal grants.

NOTE: Data arrayed by standard Federal region, which groups States slightly different than the census regions used in earlier parts of this paper.

SOURCE: *Special Analyses, Budget of the United States Government, 1977* (Washington: U.S. Government Printing Office, 1976), p. 263.

The effect of population density is especially evident in the thinly populated Western states, where highway constuction grants and shared revenues from Federal land holdings greatly increase levels of per capita aid.

There are of course, substantial differences between states within the same region, some of which can be attributed to differentials in per capita income and population density.

On the other hand, the Budget document points out that Federal aids are increasingly following population—an estimated 70 percent of Federal grants will either be spent in or directly affect metropolitan areas in 1974, and 70 percent of the population live there. The implication is that the nation is becoming more urbanized and that political influence and voting power—acting through the Congress and the Administration—are moving more toward urban interests.

There are still variations as between regions, however.

States in Federal Region V—the industrial Midwest—are cooperating in an effort to determine why the region should be receiving the lowest per capita in Federal funds when most economic indicators show the region losing its economic position. The study group is composed of Governors' designees from the six states, in cooperation with the FRC staff. The study group's primary effort was an analysis of the 81 formula grant-in-aid programs that now account for most of the intergovernmental transfers between the Federal government and states. The analysis was presented to the Midwestern Governor's Conference and the state's congressional delegations.[24]

[24] Resource Allocation Task Force, *Federal Resource Allocation In the Six Great Lakes States* (December 1973) and *An Introduction to Formula Grants, Region V Federal Regional Council, Chicago* (July 1975). Copies available from Michigan Department of Management and Budget in Lansing.

Richard Lehne has attempted to correlate the regional distributions data with other indices of success in setting national policies.[25] The correlation between fiscal success and policy success is negative, −.48. A trade-off apparently takes place by which certain areas receive the benefits of the national government's fiscal system while other states set the tone for national policy objectives as enunciated by Congress. The more wealthy, governmentally-innovative and populous states—those that are characterized by party competition and involvement in national trends—tend to dominate the direction of Congressional policy. These states also pay the greatest share of the national budget. "While the rich states of the Northeast may shape the contours of national policy, they pay deeply for the privilege through the taxing and spending of the national government." Southern states, together with declining agricultural areas of the Midwest, gain substantially.

Lehne supplies an interesting example. The policy of extra Federal aid for racial integration of Southern schools is advocated by Northern states and paid out of Federal treasury, having the effect of drawing down the amount the North might conceivably receive.

Twenty-five committees have been shown to have jurisdiction over one or another aspect of "energy"—each claiming responsibility for the broad subject from a particular point of view. There is often competing and conflicting legislation arising from different Committees.

In some cases, a single joint committee has been created to oversee an important national concern, as in Atomic Energy. In other cases, special committees are created to deal with crucial, immediate issues. Recently, for instance, a special U.S. Senate Committee has been drafting a deepwater ports licensing bill. The Special Committee is made up of five members each from the committees on Interior, Commerce and Public Works, each of which has a substantive interest in the subject.

Certain Committees have been particularly important to the various regions, given their jurisdiction over factors affecting the regional economies. This has been reflected in Committee membership. Westerners have been interested in the Interior and Public Works Committees with their responsibilities for mining, public lands and water resource development. Southerners and Midwesterners have been interested in the Agriculture Committees, while those from New England want to be represented on the Merchant Marine and Commerce Committees. Recent studies of Congress are showing, however, that regional biases in Committee membership are declining with the nationalization of issues and the broader scope given each Committee.

An equally interesting point about Congressional concern with issues affecting regions, however, is that all Committees pass on legislation with an interstate dimension. There needs to be explicit attention in formulation of legislation to the mechanisms proposed for carrying out these interstate, regional concerns. Institutions for planning, constructing and maintaining air pollution control facilities, for instance, will bear some relationship with those designed for higher education, and the two responsible Committees should have guidelines on the proper way that such institutions should be structured so as to achieve the best results.

Much of the new Federal legislation that is concerned with assistance to state and local governments contains inducements of one form or another designed to encourage the states to cooperate among themselves, and with the Federal government, in the solution of regional problems that transcend the boundaries or authority of any one state. The Senate has passed a bill giving advance consent to any interstate environmental compacts the states may care to join. Similar inducements to multistate action are included in new legislation on transportation, manpower, health, coastal zone management, education and pollution abatement. These Congressional provisions—coupled with increased state action—promise a new wave of regional activity the next several years. Hopefully the new impetus will build on the experience of existing interstate regional institutions, and particularly on the methods by which states cooperate between themselves, in arriving at solutions to America's growth problems.

FEDERAL INDUCEMENTS TO INTERSTATE COOPERATION

In our federal system of government, states are the basic building blocks of national policy, but states boundaries do not always constitute viable regions for problem solving. Cooperation between states is therefore an inevitable component of carrying out both national and state strategies.

The effectiveness of interstate cooperation depends on full partnership between consenting states and, where mandated, the Federal government. Several interstate efforts

[25] Richard Lehne, "Benefits in State-National Relations," *Publius: The Journal of Federalism*, Fall 1972, pp. 75–93.

in recent years have been initated and dominated by the Federal government—with the inevitable result that they are not fully integrated into the state legislative, appropriations and administrative processes. In contrast, those interstate institutions arising from a felt need for cooperation between two or more states have tended to survive and be effective in the activities for which they are chartered.

The Federal government clearly has an obligation to articulate national goals and to chart the way to desirable national growth patterns. Experience shows the Federal government often must encourage the states to cooperate in solving problems that cut across their boundaries. But in exercising this leadership, the Federal government must elicit voluntary cooperation from the states involved, even if this means the time-consuming, complex process of state ratification delays the effort a few years.

If the various interstate activities relate properly to well-defined governmental functions in their charter, they will be monitored by the appropriate agency in state government. River basin planning in New England for instance, is coordinated by divisions of the Departments of Natural Resources in the six states, and education by the Departments of Education. As state executive reorganization proceeds apace (most of the states will have reorganized into a few broad functional groupings within the next few years, just as the Federal government is reorganizing), their cabinet departments will assume similar forms and communication between states will be simplified.

The other vital dimension in state administration of interstate cooperation is tying the functional activities into a conscious growth and development strategy. This can be done best by a full-scale policy and coordinative planning staff in the Governor's office. Only with this coordination will the components of growth policy—transportation, human resources, natural resources, economic development, public safety and community development—be properly related.

Legislatures, however, also pay a most important role in chartering and evaluating regional institutions. As an August 1973 resolution of the National Legislative Conference points out, Economic and River Basin Commissions have been created to foster cooperation between the Federal government and the states in finding solutions to problems that cut across the state lines—regional problems. Mostly, though, these Commissions have involved agreements between Governors and Federal agencies, and legislatures have been involved only indirectly, in contrast to the traditional compacts which require legislative endorsement. In addition, the Commissions are based only on Federal statute and the Federal government puts up most of the money and supplies most of the initiative. They are in consequence not real Federal-State partnerships in that there is less commitment by state governments and consequently less control.

The NLC Resolution continues that there are many problems transcending the boundaries of individual states that will require voluntary cooperation between multistate groupings and the Federal government. Different problems, however, require different groupings, and the legislatures must play a role in determining both the regional pattern of the states that will be necessary to solve each interstate problem, and the nature of the instruments for cooperation. In some cases this may require compact action; in others, a less formal type of agreement, such as a Joint Resolution, might be called for. Legislatures should also be involved in commitment of funds, and in formulation of plans, the implementation for which they will later be responsible.

Reference to urban pattern maps across the country show that urban growth is no respecter of state boundaries. There are chains of cities that follow corridors of transportation weaving between and through states extending over state boundaries in many places. This is true not only in the Northeast megalopolis extending from Maine to Virginia, but also those following the major rivers, the Ohio River, Mississippi, Missouri; in the Pacific Northwest and along the Gulf Coast. These patterns are providing the impetus for a new round of interstate activities involving metropolitan areas.

Rather than continue to jerry rig interstate arrangements, however, the time may well have arrived to rationalize and stabilize a pattern of multistate regions which then could be used as the coordinative vehicle for national, state, and local policies on growth and development.

REGIONAL FORUMS

This paper has dealt with the complex nature of growth and American regionalism by demonstrating several points.

In the first place, there are differences between regions in climate, resource base, environment and lifestyle—these are valuable to the nation's welfare and merit some variation in the application of national programs, within such overarching national standards as equal opportunity for individuals, environmental maintenance, national security and national prosperity.

Second, there is a complex interaction between the national well-being and regional prosperities. Regions are instruments of the national interest, but the nation is also an aggregation of regions carrying out regional purposes.

Third, each region needs some sort of forum for articulating its place in the national scheme of things—for assessing its economic, social and environmental situation. The forum should bring delegations of state officials together with Congressional delegations on a regular basis.

Fourth, Federal government investments must undergo local scrutiny for impacts on local economic and environmental conditions. Assessments of their economic, social, and environmental impacts should be a factor in their application.

Finally, the country is basically a two-tier system of governance—nation and states—and therefore most national goals will be implemented through actions at the state (and local) government level—but there are many areas in which states should cooperate in solution of problems and the Federal government should encourage interstate cooperation through incentives and through financial aid and technical assistance.

CONTINUITY IN STATE ECONOMIC PLANNING

To play a significant role in national economic development, and to make measurable impact on their own economic situations over the long haul, states must be able to mount a sustained effort that goes beyond the term of office of any elected official. An economic strategy demands sufficient continuity to assure implementation.

Some observers claim that many state governments lack what might be termed "institutional memory"—the capacity to implement plans. Continuity in senior technical staff is considered to be a crucial element of the linkage between planning and economic development.

Our analysis indicates that states are using the new grants from the Economic Development Administration under Section 302 of the Public Works and Economic Development Act of 1974 for this very purpose. Under this new program, each of the 55 states and territories has the opportunity of receiving a matching grant to establish a continuing state economic planning program.

The grants are important to states for several reasons. First, emphasis has been put on building the linkage between comprehensive planning in the Governor's office and the more functional economic development departments. Second, the grants are being used to add several new senior technical staff to the state planning agency to do state economic planning—a task which has needed emphasis for several years since much of the statewide planning now carried on by Governors' offices is supported primarily by HUD 701 funds. This HUD assistance can be said to be skewing the practice of statewide planning toward a more functional community development strategy while de-emphasizing economic development planning.

Administration of Federal planning assistance is a major activity of state planning agencies and continuation of Federal assistance for planning can be used to encourage economic development. Federal planning assistance for economic planning is especially important since the new EDA 302 program is just gearing up. To be of maximum use, 302 funds might well be used to add the economic development dimension to state Policy and Coordinative Planning, as is already the case in many of the grantee states. The new program of 302 assistance, however, will be entering into an equilibrium in which other Federal programs also play a role. Each state will be deciding the way its new 302 funds can best be used in conjunction with other Federal and state funds for maximum utility.

Economic development is thus being raised to parity with planning for natural resources, community development, human resources and environmental protection—with the assistance of the new 302 grants.

Your Subcommittee is to be commended for its foresight in authorizing 302 grants.

EXTENSION OF THE PUBLIC WORKS AND ECONOMIC DEVELOPMENT ACT OF 1965 AND TITLE V REGIONAL COMMISSIONS

WEDNESDAY, MARCH 17, 1976

U.S. SENATE,
COMMITTEE ON PUBLIC WORKS,
SUBCOMMITTEE ON ECONOMIC DEVELOPMENT,
Washington, D.C.

The subcommittee met at 9:30 a.m., pursuant to recess, in room 4200, Dirksen Senate Office Building, Hon. Joseph M. Montoya [chairman of the subcommittee] presiding.

Present: Senators Montoya, McClure and Domenici.

OPENING STATEMENT OF HON. JOSEPH M. MONTOYA, U.S. SENATOR FROM THE STATE OF NEW MEXICO

Senator MONTOYA. Good morning, ladies and gentlemen. Today we conclude 3 days of hearings on the Administration's request to extend for 3 years the Public Works Economic Development Act.

On Monday, we heard from Governors and Federal Cochairmen of title V Regional Commissions. On Tuesday, we heard from public interest groups, such as the National Association of Development Organizations, the National League of Cities, the U.S. Conference of Mayors, and the National Association of Counties, who were unanimous in their hopes for the extension of this legislation and, I might add, for greater funding.

Today, we conclude our hearings with presentations by Administration officials.

Let me say at the outset that I congratulate the Ford Administration for its farsightedness in proposing a 3 year extension of this legislation.

We hear first this morning from Mr. Wilmer (Vinegar Bend) Mizell, Assistant Secretary of Commerce for Economic Development. I have had the recent pleasure of his appearance before this subcommittee on the role of EDA in areas where communities are undergoing or are about to undergo rapid and profound growth because of energy projects nearby.

Mr. Mizell will be followed by Mr. John Eden, who serves as Special Assistant to the Secretary of Commerce for title V Regional Commissions.

Last, we are looking forward to a presentation about the future in economic development from Mr. Ralph Widner, the distinguished director of the Academy for Contemporary Problems in Columbus, Ohio.

69-393 O - 76 - 18

Secretary Mizell, we welcome you again before this committee. It is getting to be quite a frequent occasion for you.

STATEMENT OF HON. WILMER MIZELL, ASSISTANT SECRETARY OF COMMERCE FOR ECONOMIC DEVELOPMENT, ACCOMPANIED BY: WILLIAM HENKEL, DEPUTY ASSISTANT SECRETARY FOR OPERATIONS, EDA; WILLIAM CLINGER, CHIEF COUNSEL; NATHAN MARYN, SPECIAL ASSISTANT TO DEPUTY ASSISTANT SECRETARY FOR EDA; GLENN WALDRON, DIRECTOR, OFFICE OF BUSINESS DEVELOPMENT FOR EDA

Mr. MIZELL. Mr. Chairman, we are delighted to be here. I have been looking forward to the day when I could come before this committee and talk about the 3-year extension of the Economic Development Administration. For this reason, I am specially pleased to be here today.

Senator MONTOYA. I just gave a few words of commendation to the Administration for its wisdom in asking for this extension. I congratulate you also, since I presume that you had something to do with this decision.

Mr. MIZELL. Thank you, Mr. Chairman. Of course, this is I think a landmark request from the Administration to extend the Economic Development Administration, as well as being very timely for a program that is badly needed at this time in our country.

Senator MONTOYA. You have a statement here. Do you wish to read it or submit it for the record and then highlight it?

Mr. MIZELL. Mr. Chairman, if the chairman would permit me, I would like to present the statement orally.

Senator MONTOYA. All right; fine.

Mr. MIZELL. Again, Mr. Chairman, I want to thank you, as well as the members of the committee, for this opportunity to present the views of the Department of Commerce on S. 2228 and to discuss the overall effectiveness of the Economic Development Administration's programs.

This bill would extend the dates authorizing the appropriation of funds for titles I, II, III, IV, V and IX of the Public Works and Economic Development Act of 1965, as amended, for 3 years beyond the existing authorizations which expire June 30, 1976.

Both the Administration and the Department are seeking this 3-year extension of the agency in the belief that it will not only make the administration of our programs more efficient, but will also enable States and communities to more adequately plan their economic development programs.

We are convinced that comprehensive, long-range planning is necessary for the development of successful economic programs and for the creation of adequate job opportunities which are so vital to economic stability.

Through this extension we feel that both EDA and the State and local communities will be able to more adequately plan their future economic expansion with a degree of certainty, which they have not had up to this point.

When EDA was created back in 1965, it was provided with a flexible program and the necessary tools to help States and local communities develop their own solutions to economic problems which

are as varied as America itself. It is important to note that EDA projects actually originate with and in the local communities and our only objective is to assist these communities to accomplish the job themselves.

We believe it important to keep in mind that the basic purpose of EDA's programs has been to assist lagging geographical areas of the country to catch up with the more favorable economic climate prevailing generally in the Nation. The general economic downturn suffered by the country at the time our title X program was enacted required a direction of the government's efforts and resources toward reversing this cyclical decline in the Nation at large.

EDA played its role in these countercyclical efforts through title X of the Public Works and Economic Development Act. It is well to note, however, that countercyclical programs are characterized by a need for immediate crash implementation whereas programs of the conventional economic development type administered by EDA place greater reliance on longer term planning and implementation. We believe there is no present need for a title X program because of the general upturn of the economy in recent months.

At this point, I would like to generally discuss the EDA programs, placing special emphasis on their flexibility which has enabled us to deal with a multiplicity of economic problems.

You are familiar of course with the basic mechanisms through which EDA carries out its congressional mandate—public works grants, business development loans and guarantees, planning and technical assistance, and the new economic adjustment program. It is through the flexible nature of these programs that EDA is able to effectively provide economic aid to States and communities.

These programs have been utilized as an economic stimulus by communities in virtually all sections of the country and their use has been as effective as the imaginations and abilities of the people involved.

Indian tribes, for instance, have been successful in creating jobs through such varied methods as aquacultural projects, forestry and forestry related industrial development, fishing and fish-processing plants, electronic plants, and by developing some of the most spectacular new recreation projects in the country.

At the other end of the spectrum, large metropolitan areas such as New York, Chicago, Los Angeles, and Seattle, have been successful in creating jobs in areas of high unemployment by developing new industrial sites and expanding port and harbor facilities.

In rural areas with chronically high unemployment or low income levels EDA programs have been utilized to develop new public works facilities and industrial parks which are prerequisites for inducing and keeping industry within the area.

Our technical assistance program is another example of EDA flexibility. This particular program is not limited to designated redevelopment areas and has been effectively used to help solve problems of a special nature, some of which were national in scope.

Funds from our technical assistance program have been used to help establish national organizations for minority businessmen, bankers, and savings and loan associations. Also supported by technical assistance grants are university business and job development centers

which work with businessmen and communities in economically lagging areas to encourage growth and new jobs.

One of the major successes of EDA over the past decade has been the establishment of multi-county economic development districts. Since most, if not all, economic problems are not contained within local political boundaries, the multi-county district was considered a major step forward and was an idea whose time had come.

Such a concept was already being utilized in States like Georgia and Kentucky and it was considered a major accomplishment when Congress included it in the PWEDA Act of 1965.

Our proposed funding level for District planning in 1977 will continue to help provide professional staffs for the 144 districts now receiving such aid. These staffs work with local communities in creating jobs and also coordinate other Federal and State programs in their districts.

Each district must have at least one growth center—a community that can provide jobs and services for residents of the economically lagging areas in the district. The idea is to accelerate growth in already growing centers and create jobs closer to home for those people who in the past have been forced to move to distant cities to seek employment.

I believe that EDA's legacy will not only be the hundreds of thousands of jobs it has created with the help of our different programs, but also the economic opportunities and the physical facilities developed as a direct result of our programs which will continue to be of economic benefit to local areas for years to come.

Since its first budgeted year of operation in fiscal year 1966, through January 31, 1976, EDA has made 3,824 public works grants totaling $1.833 billion and 357 business development loans totaling $356.9 million for an overall total of $2.190 billion.

These funds, together with resources provided by State and local entities and the private sector, have facilitated the creation of approximately 812,000 direct jobs at an average cost to EDA of approximately $2,700 per job.

The new programs added by the 1974 amendments to our act continue the tradition of flexibility and adaptability under the orginial legislation.

Section 302(a) enables us to make grants to States and local governments to help them employ staff personnel and to develop economic development planning capabilities. For fiscal year 1977 a total of $5.5 million has been requested for State planning grants to help continue funding all 55 States and territories.

These funds are used primarily for supporting planning staffs on the gubernatorial level which have the responsibility for supervising a coherent State development policy. An additional $2.5 million is proposed for urban planning grants under this section.

Section 304 of the act established a new program of assistance whereby funds are apportioned on a statutory formula basis and are available for use by the States to provide matching shares on projects approved for assistance under titles I, II, and IV of the act.

In certain circumstances, these funds may be used as first dollar money for projects which meet the criteria for assistance under the other titles of the act. During fiscal year 1975 EDA apportioned

$13 million to the States and territories for their purposes with that figure increasing to $20 million in fiscal year 1976.

However, we are presently recommending that grants to States allocations provided under this section be suspended in fiscal year 1977. There has been little commitment of these funds on the part of the States to date and it is our belief that additional funding should await use by the States of the funds already allocated to them, and an evaluation of the effectiveness of this approach to economic development.

Amendments to section 202 in fiscal year 1975 provided new authority to make direct loans for working capital, to guarantee leases, and eliminated the previous limitation that working capital loan guarantees were available only in connection with direct loans under section 202. Utilizing the new Section 202 authority, EDA has thus far approved 22 loan guarantees in the amount of $9.7 million and 26 loans in the amount of $30.5 million.

One of our most important new programs is the special economic adjustment assistance provided in title IX. Again, flexibility is the key word. Title IX funds have been provided to help develop adjustment strategies and to implement specific programs in areas that face economic disruptions due to the loss or threatened loss of a substantial number of jobs through the cutting back or closing of a major employer.

The thrust of title IX is preventive, not remedial. As of February 20, we have approved 63 grants, totaling over $60 million under title IX. These have gone to States, counties, cities and economic development districts.

With respect to EDA's urban program, the percentage of all the agency's four program tools which were directed into urban redevelopment areas has increased from 11.2 percent in fiscal year 1973 to an estimated 21.6 percent in fiscal year 1976.

In fiscal year 1977, it is estimated that the percentage of the total urban program to overall agency spending will be approximately 25 percent higher than the average for the last 6 fiscal years.

At the request of the Secretary, I have recently established a task force to assess EDA's role in urban economic development and to recommend ways of improving the effectiveness of that role.

This task force will be reviewing eligibility criteria, our present program strategies, distress factors, and other questions pertinent to the development of an effective urban policy.

In response to the committee's inquiry, I would like to comment on the proposed rescission of $4 million for the funding of additional Economic Development Districts in fiscal year 1976 and the transition quarter, and on the general reduction of funds for our title I public works program.

As you are aware, our title I public works program has undergone an across-the-board reduction over the past fiscal years. This reduction has been necessitated by the need to constrain the growth of overall Federal expenditures.

This is also the basis for requesting the rescission. The $4 million authorization would have created approximately 57 additional economic development districts. Since fiscal year 1977 funding levels would not have been sufficient to continue to support those new

districts, it was felt that a rescission of the appropriation would be more desirable than the creation of new districts whose life spans would only be 1 fiscal year.

The Economic Development Districts have been very successful in helping local communities solve their own problems. Working through the district level we not only increase efficiency and productivity at the local level, but EDA is able to expand its outreach and impact to assist a greater number of people than would otherwise be possible.

These important attributes of Economic Development Districts, together with their organizational structure which involves key industry, professional, and business leaders working along with representatives of government, minorities, labor, agriculture, and the unemployed, assures a continued emphasis in the year ahead.

The committee has also asked that I comment on the adequacy of our present qualification criteria in light of the continuation of the national unemployment rate at above 6 percent. We believe these criteria are appropriate.

This concludes my prepared remarks with regard to the programs of the Economic Development Administration. Present with me today is another representative of the Department, John W. Eden, Special Assistant to the Secretary for Regional Economic Coordination, who will discuss the title V provisions which authorizes the establishment of multi-State regional commissions.

I shall be glad to try to answer any questions the committee may have.

Senator MONTOYA. I am very much intrigued by your assertion that EDA, over its lifetime, has created 812,000 jobs at an average cost to EDA of $2,700 per job. That sure beats anything we have been able to do on a cost-per-job basis with title X or even with Public Service employment or any other Federal dollar for job creation. I wish we had had this statistic when we presented the matter of the veto by the President of the Public Works bill.

Mr. MIZELL. Mr. Chairman, this is a record that EDA is quite proud of, and especially Mr. George Karras, the Director of our Office of Public Works.

I think this is reflected in the long-range planning and implementation goals of our program which are directly tied in with job creation.

Senator MONTOYA. This is reflected by the fact that several ingredients went into their job creation—investment by the private sector and investment by the public sector locally, and also by EDA. I recognize that.

Mr. MIZELL. Yes, Mr. Chairman.

Senator MONTOYA. But it is still a pretty good investment, don't you think?

Mr. MIZELL. Mr. Chairman, I think it is an excellent investment, and in those communities which have received assistance in the creation of jobs which quite often results in a restored tax base. It is of tremendous value to those communities.

Senator MONTOYA. In your statement you say you are recommending against more funds for section 304 grants to States because the States have done little with 1975 and 1976 money.

Isn't it a fact that the money has been so small that the States are probably waiting until they get enough to be able to do something with it.

Mr. MIZELL. Mr. Chairman, is some cases this is true.

Senator MONTOYA. Well, wouldn't you say in most cases?

Mr. MIZELL. I would hesitate saying in most cases this was true because approximately $1.7 million of these funds have been invested and I think we will see more investment as the States select projects to fund.

One of the reasons why we felt it might be good for us to evaluate the effectiveness of the program is because it is new. In addition the outlays have not been made and the States still have approximately $31 million to invest in individual projects.

But, Mr. Chairman, you are right, in some cases the grant funds were so small the States felt they would need to reserve them until they could get several grant allocations accumulated which were sufficient to invest.

Senator MONTOYA. Actually, this allocation to the States was for the purpose of enabling the States to supplement grants that are made by the Federal agencies. Since there was a paucity of grants made by Federal agencies, the States didn't know where to invest their money. That is also one of the facts arising from and contributing to this failure of the States to contribute.

Mr. MIZELL. Right. The funds were to be used to supplement EDA projects or to provide the first dollar money for such projects. In some cases, it could be used for the matching funds that might be required of either a local community or a State.

Senator MONTOYA. Or original input.

Mr. MIZELL. That is true; Mr. Chairman.

Senator MONTOYA. Would you describe some of your interest loan guaranteed projects and some of your direct loans?

Mr. MIZELL. I will use a couple of projects as examples Mr. Chairman. My Deputy Assistant, Bill Henkel, and the Director of the Office of Business Development, Glenn Waldron, will be able to provide further assistance.

Two of EDA's largest loan guarantees were made to Sea Train, which is located in the old Brooklyn Naval Yard. EDA was greatly involved in helping the city renovate the yard and get some permanent shipbuilding facilities established when the Navy moved out.

This guarantee amounted to $40 million. Of course, the Department provided other assistance to the company through programs of MARAD, to assist in the construction of several ships.

EDA's assistance has provided as many as 3,000 jobs in the Naval Yard through its activity.

Senator MONTOYA. How long ago was this?

Mr. MIZELL. Our participation began back in January of 1969 but last year was when our guarantee activity totaled $40 million. But they had to cease operation. Of course, at this time they are back up to 1,600 employees in the Yard.

Senator MONTOYA. Have they made any payments on the loan up to now? And are they up to date?

Mr. MIZELL. Thus far, Sea Train has not utilized all of the loan funds available from the private bank in the EDA guarantee. We

certainly anticipate that there will be a full payback, but because this is a guarantee and not a direct loan from EDA there is no payment required to be made to EDA.

Senator MONTOYA. What is your record with respect to loan guarantees? What defaults have you suffered?

Mr. MIZELL. Again, EDA's role is making guarantees where funds are not readily available from the private sector. So in many cases the guaranteed loans are high risk loans.

Our record, as far as default, is an excellent record. Let me just ask Bill or Glenn to give us the percentage of default that we have experienced.

Senator MONTOYA. Would you identify the person you are asking and whoever is going to give the answer?

Mr. MIZELL. Mr. Glenn Waldron is our Program Director for the Office of Business Development.

Mr. WALDRON. We don't have the exact statistics here, but I believe our loss ratio is somewhere in the neighborhood of 7 to 10 percent.

Senator MCCLURE. Would you provide that for the record?

Senator MONTOYA. Would you provide the exact information for the record?

Mr. MIZELL. We will be happy to, Mr. Chairman.

[The information requested follows:]

LOAN GUARANTEES

Total guarantees as of December 31, 1975	$141,910,000.00
Total losses on guarantees redeemed as of December 31, 1975	11,489,000.00 (8%)

Mr. MIZELL. I think this is an excellent record, when you consider the role that we have been given to play in helping to provide assistance to industry.

Senator MONTOYA. You are doing better than Sears.

Mr. MIZELL. And 89 percent of our loans are current, I might add, Mr. Chairman. Thank you.

Another one of our guarantees, and this was the second guarantee we made, was for $22.5 million to Todd Shipyards. Of course, we were convinced that there was absolutely not going to be financing for them because of a negative capital position which was the result of a cancellation of some of contracts.

They had to build some tankers contracts over a period of time and it placed them in a very difficult situation. Our guarantee was directed to assist the two Todd Yards located in EDA areas.

Again, we are talking about saving 10,000 jobs nationwide in all of their locations and all of their activities. This loan is in excellent condition. They have just landed a $290 million contract to construct some vessels for the Navy.

At the time we made the guarantee, Mr. Chairman, I was convinced as well as the other people in the Agency, that financing was not going to be made available from the private sector and without it there was going to be a tremendous cutback in these operations, and a loss of jobs, especially in the EDA areas.

Senator MONTOYA. You are very satisfied with that experience, are you?

Mr. MIZELL. Yes, Mr. Chairman.

Senator MONTOYA. The 1976 Joint Economic Report says:

The South and the Southwest are now the growth places in the country. The population is moving steadily in those directions and new developments in energy are acting as a magnet for other parts of the country. But the industrial Midwest and Northeast are hurting. Industry is going through a transition. There has been an absolute decline in population in some of the larger cities. The result is a landscape of urban depressed areas.

Mr. Widner makes this point in this statement later this morning.

My question is, do you think these changing conditions in this country changes or should change EDA's mission?

Mr. MIZELL. Mr. Chairman, I think the mandate which the Congress has given to EDA is a valid one. We are directed toward offering assistance to those areas that are economically lagging in this country.

I think this should be our mission and our goal because, as we do experience shift—as we were just out in your great State, Mr. Chairman, for your hearings, discussing the impact of energy development—of course, this is a whole new role that we are involved in, trying to offer this type of assistance to the communities to help them stay out in front of the impact that is going to occur because of the development of these energy resources.

So we will have shifting demands. In the urban areas, for example, while the total urban areas may not be losing population, in many of the inner city areas the records show there is an out-migration of jobs.

Then, of course, our involvement has been in another type of impact area, the inner city area that has already experienced a slow erosion of its economic base.

This, is one of the reasons why we would like to have an assessment done of our involvement in the urban areas and maybe some new direction or new needs will be identified for these areas.

We think we have the flexibility to work with these areas under the legislation that we have been given, Mr. Chairman.

Senator MONTOYA. What about the funding? Would that be adequate for any extended involvement in these areas?

Mr. MIZELL. I think, as far as the extension of our legislation, is concerned the authorized levels that we have in our legislation, will provide flexibility that we see in the future of the role for EDA. I think the amount of funding will be determined by the needs that exist and the role EDA has been selected to play in those areas.

But I think our authorizing levels provide the flexibility for the funding that might be needed.

Senator MONTOYA. I am not talking about the authorizing levels because I think we have done pretty good there. The funding is the thing that is most important. Of course, I know that you are going to give me the austerity answer, but we will forego that for the record and go into something else.

I am also concerned because of the testimony which has been presented here in the last 2 days. I am concerned by the attempt by the Administration to rescind the $3 million that were appropriated for new development districts.

Of course the House is going to turn it down, so you are going to have to spend it.

Mr. MIZELL. Mr. Chairman, I guess today is the last day on the calendar for some action to be taken.

Senator MONTOYA. Yes.

Mr. MIZELL. Of course, the rationale that was used for this rescission was that, in coming with the 1977 budget, there was not a funding request for funding for these new districts that would have been funded with fiscal year 1976 money. The thought was if you are not going to request funding for 1977, then it just makes good sense not to go ahead with the funding of those new districts now when it would just be a 1 year funding.

Senator MONTOYA. Isn't that the reason designed by the Administration and every rescission has been based on that same reason and has been turned down by the Congress?

I hope that you will recognize different parts of the country when you fund some of the development districts, because the testimony is very convincing, very persuasive—testimony offered here by many people here yesterday and the day before—that economic development districts are a good catalyst for economic development spread over different counties and involving different cities at the same time in multi-county economic planning within the State.

I want to call your attention again to the 1976 Joint Economic Report which is the congressional response to the President's Annual Economic Message. The Joint Economic Committee does call for a program of accelerated public works while unemployment remains high, which it is expected to do for the rest of the decade.

This report states, and I quote, "A program of high priority of local Public Works projects which can be initiated quickly and completely during the present period of high unemployment is thoroughly justified and badly needed."

This appears on page 93 of the report. Would you care to comment on that?

Mr. MIZELL. Mr. Chairman, as we witness, there is no question but that there is a turnaround in the economic decline we have been in, and as we see the growth we are experiencing now, we are seeing the decline in the unemployment figures.

I wouldn't want to argue with the experts as to what this level is going to be over a period of time. But from the standpoint of EDA, I really think that our emphasis should once again be focused on that which we do best.

That is, in the areas of long-range planning, and working with communities for long-range economic development and job creation is where I think we should be putting our focus and our dollars at this time.

Senator MONTOYA. I had Mr. Greenspan before me in another committee which I chair. He indicated that the unemployment situation was not going to be reduced significantly. This was about three weeks ago.

Now since the new statistic came out, there is great optimism. I hope that optimism is well-founded. We are hopeful that it will improve.

On the basis of what the Administration was saying a month ago and what they were telling the whole country, this thing might reverse itself and more unemployment might set in.

One significant fact that we must consider as to whether or not this public works approach is feasible, proper and economical, is the fact that we are spending $20 billion a year now for unemployment

compensation, for extended unemployment compensation and other compensation dealing with unemployment.

We are trying to get Public Works authorizations and funding for approximately $3 billion to help alleviate that situation and reduce the load on the Federal Government to assume part of the unemployment compensation funding.

We still haven't been able to persuade the Administration that starting on the creation of jobs, which can be on projects that can be finished within short periods, such as title X requires 10 or 12 months, we haven't been able to convince them that this is the proper approach.

Can you comment on that?

Mr. MIZELL. Mr. Chairman, as you know, under the appropriation for title X many of these funds are in the early stages of being spent to create the jobs out there.

We funded over 2,200 projects under title X with the anticipated job creation.

Senator MONTOYA. You did it or a computer did?

Mr. MIZELL. Mr. Chairman, I have my title X expert here with us today, Mr. Nat Maryn. I think he would resent the reference to the computer actually doing the funding but we had to use some mechanical device in order to assist us in the job of rating the projects proposals.

Senator MONTOYA. That computer apparently thought that New Mexico was out of the country or out of this world. What about Idaho?

Senator DOMENICI. It was in another continent.

Mr. MIZELL. Mr. Chairman, if I might share this with the committee about title X, and I know of your interest, earlier I mentioned the fact that there were over 2,200 projects. In fact it was 2,267 projects that were funded.

Under the first appropriation of $125 million, the average cost per job in that area was about $7,827 per man year.

Senator MCCLURE. Per job?

Mr. MIZELL. Yes. That was EDA's.

Senator MCCLURE. That is the cost per job in the project, not the cost of the project, is that correct?

Mr. MIZELL. That is right, those are the figures I have.

Senator DOMENICI. That was your share?

Mr. MIZELL. That is right. In the second round of $375 million, the average cost per job EDA was $6,829 per man year. But the total cost per job was $10,846.

Senator MCCLURE. Under the second round or under the first round?

Mr. MIZELL. That was under the second round.

Senator MCCLURE. $11,000 total and $7,000 under Federal.

Mr. MIZELL. $6,829.

Senator DOMENICI. Excuse me, Mr. Chairman, but even if some of the add-on to the $6,800 was Federal dollars, that still is less than some of the accelerated jobs that we have been promoting, is it not?

Even at $11,000, it is less than some estimates of what it costs per job in some other programs, straight public works, for example.

Some of that $11,000 might be Federal money over and above the $6,800 because you matched LEAA, or the like.

Mr. MIZELL. That is true.

Senator DOMENICI. That is still not an extremely high figure, is it, when compared with other types of job promoting activities that we have been part of? Or do you know?

Mr. MIZELL. I don't have the average cost per job that is created under the public employment program with Labor.

Senator DOMENICI. Public Service is about $10,000?

Mr. MIZELL. Right.

Senator MONTOYA. Does this figure of $6,829 play into your writing of an average of $2,700 per job?

Mr. MIZELL. No, Mr. Chairman. This is strictly the title X program. It is not related to the regular Public Works program.

Senator MCCLURE. Do you have the total cost of jobs under the first $125 million?

Mr. MIZELL. The total per job was $653 per man month or $7,827 per man year.

Senator MCCLURE. That was the Federal share?

Mr. MIZELL. That is the Federal share. That is title X money.

Senator MCCLURE. What was the total cost?

Mr. MIZELL. I don't have that figure. I am not sure that under that first round that I could provide it.

Senator MONTOYA. Let us develop this. When you say that of the total cost under the first $125 million, the title X cost per job was $7,827, the Federal share, the cost to EDA.

Mr. MIZELL. Yes.

Senator MONTOYA. Then when you say with respect to $375 million in the second round, the cost to EDA per job was $6,829.

I want you to develop this for the record. How much of this amount in the two categories went for straight salaries or wages to the worker, and what amount went for materials for those projects? I want you to develop that for me. Do you have those figures?

Mr. MIZELL. Yes, sir.

Senator MONTOYA. Could you read them in the record now?

Mr. MIZELL. Mr. Chairman, this is Nat Maryn, who is my title X coordinator. I would request permission that he might be able to comment on the chairman's question.

Mr. MARYN. Mr. Chairman, we don't have it in terms of figures at the moment. We can provide that, but in terms of percent of funds to labor of the total funds—

Senator MONTOYA. In terms of what?

Mr. MARYN. Labor costs. In the first group of projects, 72 percent of the funds went for labor cost.

Senator MONTOYA. And that is wages and salaries?

Mr. MARYN. That is correct, sir. In the second group of $375 million, it was 81.5 percent, a higher average labor intensity.

Senator MCCLURE. That is the hired labor on the job and not including the labor costs of the Administration.

Mr. MARYN. If the Administrative costs were in the project?

Senator MCCLURE. I mean EDA title X.

Mr. MARYN. No, this is the project cost.

Senator MONTOYA. What about materials?

Mr. MARYN. Materials would be the difference, Senator. It is slightly under 19 percent in the second round.

Senator MONTOYA. What about the average length of employment in the first category and in the second category?

Mr. MARYN. In both rounds it was approximately 8 months per job.

Senator MONTOYA. 8 months?

Mr. MARYN. Yes.

Senator DOMENICI. What was that question, Mr. Chairman?

Senator MONTOYA. What was the average period of employment for each job? It was 8 months?

Mr. MARYN. That is correct.

Mr. MIZELL. Mr. Chairman, if I might, add under the first round there were 16,000 man-years of employment created, or 27,000 job opportunities that would fit with those figures.

Senator MONTOYA. Will you develop those statistics for the record and submit them for the record?

Mr. MARYN. Yes, sir.

Senator MONTOYA. You know what I have in mind?

Mr. MARYN. Yes, Mr. Chairman.

Senator MONTOYA. I think that will tell the whole story. We have never had this story before. I think some of the Members of Congress were led to believe that to create the job outside of paying for salaries, it costs $18,000 and $20,000 and I have heard many figures thrown at us.

[The information requested follows:]

SUMMARY DATA ON TITLE X

PROJECT COST

	Round 1	Round 2
Appropriation	$125,000,000	$375,000,000
Number of proposals received	1,241	9,611
Number of proposals approved	897	1,390
Total labor cost	$125,377,398	$490,499,378
Estimated total number of jobs	27,929	72,294
Total manyears of employment	15,913	55,490
Average Title X project cost	$138,862.25	$272,632.47
Average total project cost	$193,835.81	$433,015.19
Average manyears of employment per project	17.74	39.92
Average labor intensity (percent)	72.1	81.5
Average Title X cost per manyear	$7,827.56	$6,829.32
Average labor cost per manyear	$7,878.93	$8,839.41
Average total project cost per manyear	$10,926.33	$10,846.84

The amount of funds expended for administrative and material costs for rounds 1 and 2 were unavailable because the program information is not categorized in such a manner.

Senator MONTOYA. Have you taken into consideration the computer hours that were expended in making allocations?

Mr. MARYN. The administrative costs of the total program of $500 million amounted to approximately $750,000 including salaries, computer time, printing costs, and others.

Senator MCCLURE. Between 8 and 9 percent?

Mr. MARYN. No, sir, less than 1 percent.

Senator MONTOYA. Eight-tenths of one percent.

Senator McCLURE. Between eight and nine-tenths of 1 percent.

Mr. MIZELL. Mr. Chairman, if I might just continue the thought that I was proceeding with earlier. Under the second round of the $375 million, there were 72,300 job opportunities created. This is translated as creating 55,500 man-years of employment.

So you will have these figures to match with those yearly figures you were looking at earlier.

Senator MONTOYA. If we provide more title X funds, how will you run the program? Will you run it through a cold-blooded computer?

Mr. MIZELL. Mr. Chairman, of course there has been a great deal of criticism and no one likes to think that they are just a computer number.

Senator MONTOYA. We just want to make sure that you are down there and doing the job.

Mr. MIZELL. Mr. Chairman, when the projects under the title X program are completed and the anticipated results are in—and we are now in the process of evaluating the effectiveness of the program and the accuracy of the figures which we are quoting—we hope that they will hold up.

The average rate of unemployment in areas that receive projects under the first round of $125 million was 14.9 percent. Under the second round, there was over 18 percent unemployment in the areas that receive projects.

As we look at the anticipated results here, then in the final analysis it looks like the procedure that we followed did allocate the projects into the areas where the greatest need was though many didn't get their projects funded, I understand this. Many of them were worthwhile projects, Mr. Chairman, they really were.

Senator MONTOYA. Would you agree with me that a man unemployed in a 6 percent area and a man unemployed in the 18 percent area are two persons which should give us equal concern?

Mr. MIZELL. Mr. Chairman, I would agree from the standpoint of the man in the 6 percent unemployed area, he is just as unemployed as the man in the 18 percent area.

But for the match up of the job skills in relation to the projects that are available, the chances are you would find more that could be employed under that title X project in that higher unemployment area than you possibly would under the 6 percent.

Senator MONTOYA. What I am talking about is I don't agree with the geographical selection of areas. They fall into a greater adversity statistically, because the adversity by way of human suffering is there in all areas, that is the point I am trying to make.

Mr. MIZELL. I understand, Mr. Chairman. The direction we had in our legislation was that the severity of unemployment was given top priority as one of the criteria that should be used.

Senator McCLURE. Mr. Chairman, I think unemployment was one of the criteria. But just simply to restate that the money went into areas of high unemployment only satisfies one of the criteria of the formula.

It doesn't satisfy all of them by any means. It seems to me that we need to look at how much other money was mobilized, aside from the title X money. Do you have the statistics on how much other Federal program money was involved?

Mr. MARYN. Yes, sir, we do, but we don't have it broken down right now into Federal and non-Federal. In the first round, 29 percent of the total project costs were non-title X funds.

Senator DOMENICI. Were non-title X?

Mr. MARYN. Yes. So we only had 71 percent title X funds in the total project cost. In the second group of projects, we even had greater leverage, Senator. We had 37 percent non-title X funds in the total project where 63 percent were title X.

Senator MCCLURE. How much was Federal?

Mr. MARYN. I don't have those figures before me. We can provide that for the record.

Senator MCCLURE. Will you do that on both rounds?

Mr. MARYN. Yes, sir.

[The information requested follows:]

SUMMARY DATA ON TITLE X

SOURCE OF FUNDS

Title X funds	* $124,559,980	* $378,959,137
Private funds	5,191,973	16,807,484
Local government funds	20,239,309	47,370,592
State government funds	6,823,148	47,540,768
Other Federal funds	17,766,111	110,122,902
Total project cost	173,870,721	601,891,123

*Includes projects requested at slightly higher amounts than were finally obligated. Returned funds were then allocated for additional projects. Total obligated, including administrative costs is $499.7 million.

Mr. MIZELL. Before we leave this, Mr. Chairman.

Senator MCCLURE. We haven't left it.

Mr. MIZELL. Specifically a comment on your question, Mr. Chairman, where you asked, Should more title X moneys be provided, how would we administer it. As we look at the time constraints—and we are speaking about the month of September, or something like that—there is no question but that we would have some problems. We would have some problems with personnel. We would also have some problems processing applications within these time constraints. I assume any new direction that we would have from the committee and the Congress and the administration would determine exactly how the moneys would be administered.

Senator DOMENICI. Would Senator McClure yield for a question there?

Senator MCCLURE. Yes.

Senator DOMENICI. On this issue you and I agree, and on some others on a broader basis. But we did change in title X this time though and we made a stronger emphasis in this new legislation on leverage against other funds; a higher priority for it than the phrase we used in the first effort which was job intensity.

Might I just ask, as a general proposition, would a mandate that the leverage quality of the selection receive a higher priority this second time through than before? Is that apt to change that 29 and 37 substantially?

Mr. MARYN. It may improve it some, Senator. In fact, as we pointed out last November in the oversight hearings, we did give quite a bit of weight to leverage in two different calculations.

One, the cost per man-month of employment and in a ratio of title X to nontitle X funds.

In fact, of the average leverage in the second round, I have a figure of 19 percent nontitle X funds among the selected projects and only 13 percent among the nonselected. So that we were picking out the projects that had greater leverage.

Senator MCCLURE. Could I define the term that was used, because I think there is a difference in understanding. If, instead of using the term "labor intensity," we talk in terms of "job effectiveness." I think there is a slight difference between the two terms.

Mr. MARYN. You are talking here about your job intensity rather than the labor intensity?

Senator MCCLURE. Yes.

Mr. MARYN. We measured that, as I pointed out. Last November the cost per man month of employment was calculated on the title X funds rather than the total funds. There it becomes a secondary measurement of the leverage of the non-Federal funds.

Senator DOMENICI. One further question, Senator McClure and I will yield.

I don't know that we would necessarily place any distinction on the type of person that you employed. But I wonder if you could furnish for the record some breakdown as to the type of jobs that these funds put people in.

I was here only for part of the oversight hearing and I recall some examples where certain public servants in LEAA type work were going to be laid off. You came in and matched and they stayed on.

Is there some way to break down the kind of work that people were put into by virtue of these programs?

Mr. MARYN. We don't have that captured as a category of information. It would require going through each and every one of the projects by hand and figuring out what was stated as the type of employees.

I think that the range of the projects, as we reviewed them, indicates that there was everything from unskilled construction labor to highly skilled construction labor, a variety of public service type employment, anything from raking leaves for a city park department through administrative jobs, and some technical jobs including the reemployment of law enforcement personnel.

There was a complete range, particularly in the second round, of the kinds of skills represented among the unemployed labor force and those in the projects.

Senator DOMENICI. Thank you, Senator McClure.

Senator MCCLURE (presiding). Of the projects funded under the first $125 million, how many are underway now?

Mr. MARYN. They are all underway, Senator.

Senator MCCLURE. How many have been completed?

Mr. MARYN. We don't have any figures on those. There have been some completed already.

Senator MCCLURE. So that all of the jobs have been started. Some have been completed but not all of them are underway at the present time.

Mr. MARYN. That is right.

Senator MCCLURE. Can you provide that information for us?

Mr. MARYN. We can try, Senator. We are supposed to get a report when the project is completed, but sometimes the report will be delayed after the completion date. We may have had a project that was completed last month. We won't have a report on that yet.

Senator MCCLURE. You can give us as of a certain date.

Mr. MARYN. We can tell you what the estimate completion dates were and therefore how many were estimated to have been completed by then.

Senator MCCLURE. Can you give me similar data on the jobs under the $375 million?

Mr. MARYN. Yes, sir.

Senator MCCLURE. How many are underway, how many have been completed and how many of the grants that were made or projects that were approved failed to materialize? I think there is some failure rate.

Mr. MARYN. There are a couple of projects that are slow in getting started, particularly in the second round, for several reasons—very few of them for administration reasons.

Some of the construction projects, particularly in the northern part of the country, which may involve new excavations and whatnot, will not be started for the next month or so because of climatic conditions.

But other than that, there have been very few that we have heard of that have been delayed. Some of them have been caused by financing problems that are now being overcome.

Senator MCCLURE. But none have been abandoned?

Mr. MARYN. No, sir, not to my knowledge.

Senator MCCLURE. You have given us some information on costs and on the cost per job. Are these figures you have given us based upon completed project profiles, or are they verbal reports from the field?

What kind of a reporting system is it that you are using on which these figures were based?

Mr. MARYN. These were based on the estimates given in the summaries of the projects as they were proposed and recommended by the different Federal agencies for funding. We don't have enough reports yet of completed projects to be able to verify them.

Senator MCCLURE. So these figures you give us are from the front end looking into it rather than the back end looking back to see whether they lived up to their performance?

Mr. MARYN. That is correct, Senator. Looking back is part of our evaluation program, which is just getting underway now.

Senator MCCLURE. And you haven't evaluations either on the first $125 million projects or the second $375 million project?

Mr. MARYN. Not enough of them are completed as yet to be able to do that.

Mr. MIZELL. That, of course, is why we are preforming an evaluation.

Senator MCCLURE. Did the projects get underway within the 120 days provided in the regulations?

69-393 O - 76 - 19

Mr. MARYN. For the most part, yes, less than 5 percent requested delays or extensions of the 120 days. In all cases where delay was sought, there was a justifiable reason. Generally, it is a question of clearing land title or getting the local funding settled or possible delay for redesign in plans.

But at the time they requested the delay, most of them were for less than 30 days extension and all to a specific date by which they could get underway.

Senator MCCLURE. Staff has done some preliminary analysis on comparisons between the title X projects and PWIP projects. There is a startling similarity. The profiles of the two are very much the same, starting from the announcements issued by the Department of Commerce. When you take the PWIP announcement or title X announcement, the only difference in the wording I can see is on PWIP.

You have had construction before the word "worker" or "jobs" and you have used "starting within 90 days" rather than "60 days" in one type of announcement. Other than that, the announcements are almost verbatim the same.

That follows through with the kind of result, the type of activity, the proportion of the project cost covered with the funds, and in many cases the title X funds accounted for 80 percent of the project costs rather than serving as leveraging funds.

I would certainly say, and I think the staff would also agree, that these comparisons are based on fragmentary comparisons and they may be misleading.

Could you supply for the record the entire list of projects carried out by your agency under title X with the type of activity funded, the estimated number of jobs, the total cost, and the title X funding so that we can make some further analysis of the comparisons?

Mr. MIZELL. We can supply that, Senator.

[The information requested appears at p. 307.]

Senator MCCLURE. I think that underscores the determination that title X is a different program and is not exactly the same program as PWIP.

Mr. MIZELL. There is no question that the emphasis and the thrust of the two programs are quite different.

Senator DOMENICI. Senator McClure, I wonder if you would like to add to this. I don't know if they can do this, but I think this program runs into a bit of competition with the typical Public Works project and with the accelerated program that we are considering because the latter focuses in on unemployment construction workers and the former is across the board.

Is there any way that you can determine the impact of title X to this point on construction type workers? I wonder if that would be available?

Mr. MARYN. One quick analysis that we did on the second round looked at the project titles to get an implication of whether they were public works or construction projects as compared to public service activities.

It appeared that there was a split of about 50–50 among the second round projects. The first round I think had a heavier concentration of construction projects.

Again, basically that came from a different emphasis that the department and agencies put on it themselves in identifying projects that were recommended to us.

Senator McCLURE. Maybe we will shift gears for a moment. I don't want to let you off the hook that easy on title X, and I don't want the fact that we didn't take all morning on title X to indicate that we are completely satisfied.

We are still asking questions. I suspect you knew that whether I said it or not.

Senator DOMENICI. Just a general question on title X. Speaking for myself, as one who started the idea, I lost some enthusiasm. You may have rekindled it today, I don't know. Would either you, as the head of EDA, or your head man on this program, evaluate the program generally for us in a few words? Did it work? Was it successful in its mission? Should it be continued? And if we are interested in injecting some funds into the unemployment situation, would it have a quick response and a significant employment impact for people per dollar spent.

Mr. MIZELL. I think, with all of the difficulties that this program was fraught with from the very beginning that it was an amendment to other legislation to begin with, the opposition from the administration, the involvement of all of the other agencies in selecting projects for this program, and with the direction from the Congress—when all of these things are taken into consideration, my opinion is that it has been properly implemented and it has been effective and directed toward the goals that I think the Congress was hoping to achieve, although maybe not in every respect.

We won't know the total effectiveness of the program and whether it achieved these goals until we have had a chance to complete our evaluation.

When we consider that during the fall and summer months many of these dollars are going to be spent creating these jobs, I think the wisest thing we can do at this point is to give us a chance to evaluate it and see how effective the program was.

Then Congress and the Administration will have accurate information, and should there be a persistence of high unemployment in areas of the country, I think that will be the time to decide whether you would want to move forward with the program or not.

Senator DOMENICI. One last question. The unemployment mix in this country leads me to the conclusion that if we are going to address it in a specific way rather than across the board, with increased economic activity, that we are going to have to find some ways to zero in on the unemployment mix which is very, very heavily loaded with youth and second jobholders as compared with previous recessions.

I wonder if your statisticians and those who work with the attempt to segregate out applications would have any idea as to whether or not we might consider this kind of program with a mandate that the employment be more specific and that it be youth oriented.

Do you have any notions as to whether this kind of concept might work, based upon your computerization and your evaluations of grants from all applications from various projects and sections?

Mr. MIZELL. I think it is a little premature to try to make some of those judgments.

We will explore the possibility of obtaining some of this type of information during the course of the evaluation that would be helpful in making some of these determinations.

Senator DOMENICI. My point is not that I would have expected this program to do it in its present form, because we didn't direct you to put the emphasis there, but it comes to me today as we listen that you were a tremendous source of information.

You put people's heads to work on how to file these applications with your qualities and characteristics in mind as described in the legislation.

I am just thinking out loud with you. If we zeroed in and said, "We want you to concentrate on youth employment opportunities," would you have learned anything that might be helpful to me and other Senators as to whether that might work or not? I don't expect it to come out in the present statistics, obviously.

Mr. MARYN. Theoretically, Senator, I would say it is possible. The basic format of title X was to utilize existing Federal program structures rather than create a new permanent bureaucracy with either legislative or policy guidance.

All those existing programs which might be able to focus in on specific segments of the unemployed labor force could be identified in the project recommendation and selection process.

Mr. MIZELL. If I might comment briefly on the thrust of what I think the Senator's question is, could title X be reoriented to provide employment directed towards the youth that are unemployed.

Senator DOMENICI. Right.

Mr. MIZELL. I don't think it could under the present concept because it is directed, and emphasis is given, to the Public Works type projects. With this type of project you get involved with skilled labor, much of which is unionized.

As long as there is emphasis on public works type projects, I think it would be difficult to really use it to zero in on the youth that are unemployed.

It would provide some jobs in this area but not to the extent I think the Senator is directing his question.

Senator MCCLURE. But title X is not public works oriented necessarily. As a matter of fact, some of the grants that you gave in my State were simply to hire another school teacher.

Mr. MARYN. In the form that the legislation——

Senator MCCLURE. That is hardly Public Works.

Mr. MARYN. The form that the legislation took when it was being implemented last year had a high premium put on labor intensity, it brought in more public service as well as construction. With the proposed amendments, deleting that reference and the legislative history, I think the Assistant Secretary is quite right. Congress did direct us in effect to get more into public works—and that does have its problems. The people that Senator Domenici is talking about are not among the construction industry unemployed.

Senator MCCLURE. We have been having a little difficulty translating what we intended in the legislation into effective administration of the program. The reason we moved the way we did in the second cut on title X was simply because you had gone so directly into competition with the Public Service Employment Secretary.

But neither was it our intention, as we moved it back, to try to correct that imbalance that you move back into Public Works only.

I will not belabor that point. I think Senator Domenici does have a good point.

Mr. MIZELL. Senator, I think one of the great problems that we had in our oversight hearings from the committee standpoint was the fact that there had been the shifting to more of the Public Service type employment rather than, as we did under the first round, sticking closer to the Public Works type job creation projects, which seemed to be the emphasis. I thought the emphasis that the committee was placing on this particular program was on those types of projects that would have a longer lasting impact and benefit on a community.

Under the second round the shift was more to the public service type of projects because of the labor intensity provisions of the legislation. This, I think, is one of the things that the committee had real problems with. At least this is what came across to me at our oversight hearings.

This is one reason why we have been criticized a great deal under the project selection process.

Senator MCCLURE. The information that I have requested is an analysis of the title X data on the projects that were funded in addition to the title X funds, and the source of the other funds in the projects.

Some will be Federal; some will be State; some will be local, and I would hope that we might even find some that were non-public.

Mr. MARYN. That is correct, sir. We will do that.

Senator MCCLURE. I would hope we might be able in some way to match those with the job effectiveness of the grants. Which mix has produced the most jobs? We might learn something there.

I don't mean to belabor this title X question because obviously it is not the major part of the EDA program. I think we have perhaps spent enough time on that.

I will get back perhaps to this with some further questions in writing or some further comments.

On section 304 funding, I think you said $1.7 million has been committed.

Mr. MIZELL. It has actually been allocated to projects.

Senator MCCLURE. Can we have a list of those grants?

Mr. MIZELL. Yes.

[The list requested follows:]

Section 304 Program as of 3/23/76 ($000)

State	Total Apportionment FY 75 & FY 76 *	Funds Approved for Specific Projects	Remaining Funds
Alabama	$ 836		$ 836
Alaska	815		815
American Samoa	36		36
Arizona	795		795
Arkansas	981		981
California	2,454	$ 639	1,815
Colorado	182		182
Connecticut	360		360
Delaware	67		67
District of Columbia	230		230
Florida	209		209
Georgia	580		580
Guam	1		1
Hawaii	29		29
Idaho	192		192
Illinois	1,109		1,109
Indiana	261		261
Iowa	180		180
Kansas	267		267
Kentucky	1,564		1,564
Louisiana	848	225	623
Maine	176		176
Maryland	145		145
Massachusetts	692		692
Michigan	1,352		1,352
Minnesota	866	272	194
Mississippi	1,581		1,581
Missouri	474		474
Montana	503		503
Nebraska	316		316
Nevada	50		50
New Hampshire	155		155
New Jersey	459		459
New Mexico	1,010		1,010
New York	831		831
North Carolina	681		681
North Dakota	344		344
Ohio	962		962
Oklahoma	832		832
Oregon	442		442
Pennsylvania	624		624
Puerto Rico	1,195	482	713
Rhode Island	440		440
South Carolina	615		615

State	Total Apportionment FY 75 & 76 *	Funds Approved for Specific Projects	Remaining Funds
South Dakota	$ 216		$ 216
Tennessee	966		966
Texas	1,142	$ 113	1,029
Utah	381		381
Vermont	69		69
Virginia	285		285
Virgin Islands	29		29
Washington	1,452		1,452
West Virginia	1,250		1,250
Wisconsin	377		377
Wyoming	59		59
Totals	$32,967	$1,731	$31,236

* Reflects amounts offered, even though all States have not accepted these funds, as of this date.

Of the ten projects approved so far, three have been in cities of 50,000 or more. These are:

San Juan, Puerto Rico	$482,000
Los Angeles, California	156,000
Fresno, California	195,000
Total	$833,000

Senator McCLURE. Have there been applications for grants in excess of the $1.7 million? Or is that just the successful applicants or is that the total list?

Mr. MIZELL. Those are the ones which have been committed.

Senator McCLURE. How many have been requested that have not been committed?

Mr. MIZELL. There are 17 that are in the pipeline at this point.

Senator McCLURE. There are 17 grants that total $1.7 million?

Mr. MIZELL. Senator, the grand total now is $3,689,800. Of these, $1.7 million has been approved and $1.9 million represent pending projects. This included 17 different projects.

Senator McCLURE. There is an apportionment made and then they seek the commitment of funds under the apportionment. Of those that they have sought, a little over $3 million has been committed out of the $30 million. Is that correct?

Mr. MIZELL. All of the allocations have been made to the States, which totals $33 million. Now, of course, there remain 17 applications to the States that are pending. These are the ones that are pending.

Senator McCLURE. Pending? That is all that has been requested?

Mr. MIZELL. Yes.

Senator McCLURE. The States have not requested the commitment of their funds in excess of these 17?

Mr. MIZELL. That is true, in addition to the 10 appended, there are 17 now pending.

Senator McCLURE. I note in your release of January 15, in which the apportionment is given, for instance, that the State of New Mexico does better than the State of New York.

Senator DOMENICI. We have two Senators on this committee.

Senator McCLURE. I think the formula for the apportionment of the 304 funds was the proportion of the title I grants. So we go back over in a historical period and those that have been the most successful in title I grants are also going to receive the largest apportionment of Section 304 funds.

That ties into the apportionment of all of EDA moneys.

Just looking at the list of grants will give you some idea of where the money has been going. I think this is a pretty good index of where the money has been going.

You begin to understand why some of the people from urban areas are critical of EDA programs, because obviously if New York under this gets $540,000 and New Mexico gets $615,000, there is some formula at work which is not necessarily structured around population.

If you look at the fact that New Mexico gets $615,000 and Texas gets $680,000, it is obvious that there is something at work in the formula other than geography.

I am not saying that this is necessarily wrong. It just says EDA has been directed in a particular direction and some people have been able to utilize the program because of its directions or otherwise in ways which don't necessarily reflect population or geography.

Mr. MIZELL. Senator McClure, if you might permit me to comment on this.

Senator McCLURE. Surely.

Mr. MIZELL. I think this is getting to the question that the Chairman had awhile ago as to where the emphasis should be.

Historically, under the EDA program, the economically depressed areas—those areas of the country that have experienced the greatest out-migration in many cases have lost their tax base—were the areas that had not experienced the great economic boom that had been experienced elsewhere in our country.

That is why these were economically designated areas. Of course these are the areas which EDA is directed to assist.

Then when the 304 funds were made available, the formula was cranked into the 304 section that said the apportionment would be made based on this historical fact.

Now we are seeing a greater portion of cities which have experienced during the recent recession the economic decline that many of these other areas have experienced prior to this.

The question of a shifting of emphasis at this particular point is not a lessening of the need in EDA designated areas, but rather an increased need in the urban areas that is causing one of our problems.

The one thing that our EDA figures don't show—and I think this should be part of the record—is the urban funding of our program. They do not reflect those funds that EDA invests in cities of, say, 50,000 and over, which happen to be located in districts. Those funds are listed under district programs.

So that would not be reflected in our urban funding.

The other thing that is not reflected in these figures is the impact of our business loan program in the urban areas, especially the impact of the guarantee program. The obligated amounts or the set-aside money to cover those guarantees is what is reflected in those figures, not the total impact.

The case of Seatrain, a $40 million loan guarantee, and Todd, a $20 million loan guarantee, and any number of our other programs are not reflected in the title IX moneys that are invested in urban areas. That is because they don't necessarily have to be economically designated areas as such but rather faced with a structural change or threatened structural change in their economy, or in the case of many of our energy impact areas, an economic adjustment problem which causes a different type of structural change.

So those figures are not included in here. I would like to have permission to supply those for the record so the committee will have them for their deliberation as to just what the total investment of EDA is as it relates to, say, communities of 50,000 and over. I think that is a level that is recognized as an urban community.

[The information referred to follows:]

ASSISTANCE TO URBAN AREAS

From its first year of funding in fiscal 1966, through March 1976, EDA has made direct investments in urban areas (cities of 50,000 population or more) of over $457 million. This represents 17 percent of EDA's total appropriations for the period. Recently, the percentage of funding directed to urban areas has been increasing—from 17 percent in 1973, to 19 percent in 1974, to 24 percent in 1975.

These percentages do not take into account the full impact of EDA's programs on urban areas. They do not reflect the planning and technical assistance received by cities through multi-county district staffs, nor do they reflect the total amount of the loans EDA has guaranteed in urban areas. Over the ten-year period, EDA has guaranteed over $121 million in loans by private lenders in cities of 50,000 or more. The $121 million represents 79 percent of all funds guaranteed by EDA during

this period. Most recently in FY 1975, EDA guaranteed $67.8 million in private loans; 92 percent or $62.9 million of that amount was for projects in cities with populations of 50,000 or more.

Senator DOMENICI. Would the Senator yield for an observation? I noted with interest, Mr. Secretary that you commented on the creation of a task force to assess EDA's role in urban economic development.

I want to give you a few observations and thoughts of my own. I understand that, certainly as head of EDA, you are not charged with the full responsibility of analyzing what I am going to propose for you. But I would suggest to you that somebody in the Administration has to because it can't be done in Congress because we are too fragmented.

If there is anything that is obvious in this country, it is that we have no urban policy—that is for the major cities of our country. It seems strange for me to be talking about that. I don't have any such cities. But you are part of a national inconsistency or in a State like Oklahoma, New Mexico, a southern State, you support their effort to attract industry through their States, whether through their industrial parks or industrial development, all of which has a thrust. You are part of it.

But the consequence is a new growing problem, that the major urban centers of America are suffering the economic decline to some extent resulting from the policy of attracting away from that area.

On the other hand, the Federal Government comes into the urban center and promotes the stability through social programs, through welfare programs, trying to keep those people in those areas, to keep them alive, to keep them in the bare necessity.

So we do have a rather inconsistent national economic development plan. I submit for you that if this task force wants to look at it in depth, that the problem is a major one, and that we have not addressed the economic problem of the major urban center with most Federal thrust but rather the social problems.

There is, as part of the National League of Cities—and I tell you this for your own purposes—the president of the National Conference of Mayors informed us the other day that there is a National Mayors Task Force joined by Governors from both sides of this arena—those who are attracting away and those that are getting left without employment. They are trying to address this issue.

I think it would be part of a task force analysis of the type you are discussing at the bottom of page 8, even if you are looking at it only from EDA's historic role. For its historic role may not be its permanent role if, as a matter of fact, it can come up with some ideas on how to balance this thrust in our country.

I submit that they are maybe a good source of information for this task force study because EDA obviously has not addressed cities in the same way that they have districts and we can't expect you to do that. That wasn't your charge orginally.

I think the task force ought to look at that problem. There are only two alternatives. You abandon the big city or you find out the jobs for the people; there are the critical ingredients for keeping it alive. As we attract them away under a policy of helping the South and the Southwest attract, what is the counterbalancing national policy and where does EDA fit into it.

I submit it is a very critical problem and may be beyond your scope, but it obviously should be considered.

Mr. MIZELL. If I might comment along the same lines of the Senator. I agree wholeheartedly with you on the emphasis that the major urban areas have placed in the past years toward the social aspects of those communities.

Much of the economic development that has taken place in the EDA areas, of course, took place during the period of an expanding economy without necessarily attracting jobs away from the urban areas.

As you well know, our legislation is very strict in this area. We absolutely will not get involved in the business of job transfer.

Senator DOMENICI. I understand that, but the effect is the same.

Mr. MIZELL. This is true, but we will absolutely not participate. I think this committee, and EDA under the 302 program, by providing some economic planning money for these cities even before others were doing so, was trying to get them to focus on the economic needs of those communities.

I have been greatly encouraged, ever since my first appearance before the National Mayors Conference in Boston over a year ago, to see the shift of the thinking within our major urban areas directed more toward economic development.

I think 302 is playing a vital role in helping them begin to address the overall economic problems and needs of urban areas.

They are not receiving the emphasis that they should be by the mayors and the cities themselves, in my estimation, because of the amount of Federal dollars that are going into those areas and really the small amount of it that is being used in the areas of economic development.

But at least most of them have established an office within their administration which has been given a role related to economic planning and economic development.

Our role in the cities up to this point has been in the old impacted areas that EDA was given the authority to work with cities in these areas, that the old EOE program was—directed toward.

We have made some sizable investments in these areas. For example, in New York City, we address the Naval Yard but in New York City now we are working with them to help them establish some industrial parks within the area, with the idea of industry locating and the jobs being available where the greatest need is and where the highest unemployment rate is.

So we are seeing the emphasis shift now more toward economic development within the cities. EDA was one of the first agencies to try to get them to focus in on this. Out of the planning money, the 302 planning money directed towards the cities, they are going to come up with some plans and some emphasis.

This is one reason why we need to assess what our role has been up to this point and then hopefully have an urban policy as it relates to EDA.

I might also comment that there is a growing need in this country for a national economic development policy as well.

Senator DOMENICI. There is no question about it. Mr. Secretary, I don't want to belabor this point other than to agree with you

that it is high time that the mayor of a major city have at his right hand the Economic Development Director, just as it has been historically true in the new growing cities: You don't find southwestern cities without an Economic Development plan.

Quite to the contrary, the major cities of this country sat around and watched their industrial base erode and made up the difference with an ever-growing social program which I am not complaining about. However, if 302 does nothing more than reemphasize the importance of economic growth because the economic vitality is just part of the system and whether we like it or not, growth is going to remain part of this system, I wholeheartedly agree with those who are saying we cannot have a no growth economy. It just wouldn't work.

The point I am trying to make is that the mayors can get interested; 302 can excite them to get interested. But your task force ought also to be looking at what are national programs that are contradictory, whether they are within the scope of EDA or not.

What are some national thrusts that are needed that kind of make the tide that the mayor is bucking a little bit less of an upstream struggle.

I am just suggesting that perhaps the task force, even though it is only EDA's, might be the first to really address the issue in terms of where we are.

Let me ask you a couple specifics. On page 6 you commented about the cost per job effectiveness of EDA since its inception. I share the enthusiasm expressed by our chairman when the figure was read by you of $2,700 per job. But I don't quite understand what it means.

You said here, "Approximately 812,000 direct jobs, at an average cost to EDA of approximately $2,700 per job."

What does "direct jobs" mean? Are we talking about permanent jobs or are we talking about jobs that were in the construction phase and disappeared?

I have one concept of direct and I want to make sure we understand each other here.

Mr. MIZELL. These are the permanent jobs that have been created out there.

Senator DOMENICI. Tell me what that means? Does that mean private sector jobs?

Mr. MIZELL. These are the jobs that have been created, both from the investment of EDA and the private sector investments that have been made in the area that relates to job creation, yes.

Senator DOMENICI. So that doesn't mean for purposes of accelerated Public Works projects in a time of recession that we can say to this Congress, EDA's approach is the best because it will produce a permanent job for $2,700, whereas we are talking about $10,000 per job, $8,500, $2,500; it does not mean that does it?

Mr. MIZELL. No. That would be a misuse of this cost.

Senator DOMENICI. So that is what prompted your response that you think your most effective approach is in the long-term planning and implementation of economic development which yields this kind of result over the long haul. Is that correct?

Mr. MIZELL. That is true.

Senator DOMENICI. I have one last question. We still hear rumors that the EDA Indian desk will be moved to the Bureau of Indian Affairs. Although we are on record against that as a committee, do you know if any proposal is presently in existence of a serious nature to move EDA's Indian desk to BIA?

Mr. MIZELL. No, I am not aware of any proposal and no one has discussed it with me.

Senator DOMENICI. Thank you very much.

Senator MCCLURE. As you know, Mr. Secretary, there have been proposals introduced in the other body which would earmark funds out of existing programs for urban areas experiencing long-term economic deterioration.

There has been some comment already, but I wonder if you would comment more directly on the proposal of earmarking funds for urban areas generally?

Mr. MIZELL. To my knowledge, the administration doesn't have a position on this issue as such. So these are my comments, Senator.

To my knowledge, the discussions were directed toward earmarking title IX funds for this purpose. I really would not like to see any earmarking of Title IX funds for urban areas because this, being the new program and the flexible tool that it is to address the structural change in an area or a threatened structural change, gives us the flexibility to use title IX in urban areas where they are confronted with this particular situation.

In those areas where you have had the long-term deterioration of the economic mix, I think our other tools are more suited to try to provide the assistance that those areas need to come back.

Let's use title IX for what I think it was intended and which I think makes a very effective tool for EDA to provide assistance to these communities that are expecting an impact from the structural change in their economy or the threatened structural change like the closing of a military base.

Senator MCCLURE. Do I understand that your answer would direct us towards using the same criteria in urban areas for the application of other funds that are used in any other area of the country?

Mr. MIZELL. That is what I think should be done.

Senator MCCLURE. There are those who believe that the economic woes of the urban areas are so obvious and have been so well-documented that we should put money into urban area economic assistance simply because they are urban areas without looking at the other tests by which the other funds are allocated.

I would judge your answer to be, let's use the same tests there that we use elsewhere. Is that correct?

Mr. MIZELL. I think so and for a very positive reason, because I think that it is essential that we try to address the economic needs of the urban areas, just as I feel like it is essential we address the economic needs of the rural areas of this country as a national interest. It is important that both of these areas have a good strong economic base.

If we begin to shift to places especially in the area of economic development earmarking funds for these areas, I think it would be a mistake and we may very well lose the economic emphasis that we have right now in our country.

Senator MCCLURE. I see that you have made some grants under title IX to areas affected or about to be affected by energy development. One is a grant to the State of Colorado for a State revolving loan fund. Several others have been planning grants.

Does your agency have a policy or a strategy in response to this problem? Or have you been responding to questions for aid filed with the agencies?

Mr. MIZELL. We have been using title IX to address help to those communities that have come to us seeking help because of the impact or the threatened impact that they have with respect to energy development. In the case of Colorado, the grant was made through the State but it was directed toward three different communities in Colorado which were already beginning to experience the impact and the other was beginning to experience it or anticipate the impact taking place.

The needs had already been identified there and these were EDA areas themselves.

So we have done this on a demonstration basis. Up to this point it has strictly been a demonstration program with us. We did have the flexibility under title IX to provide this front end money, so to speak, in these communities.

Senator MCCLURE. I would understand your answer to be that there has been no specific policy or strategy developed by the agencies that is related to the community impact of energy development. Is that correct, not specifically so related?

Mr. MIZELL. That is correct, a policy as such.

Senator DOMENICI. Did you say agency or agencies?

Senator MCCLURE. I meant his. The reason I asked the question is simply this, that, as I look at the estimated cost of meeting energy related community needs—and talking there about the community needs in the energy development areas—those needs become astronomical.

I am wondering if you looked very far at the implications of having your agency provide the loan money or the funds for community development in those areas.

You will have whole communities in Colorado, Wyoming, Utah, New Mexico, Montana, and you will be providing the entire loan funds for community development if you get very far into it.

Mr. MIZELL. I think that we can pretty well—at least we have an idea of the type of assistance that these communities are going to need, some of it simply because of our past experience, 10 years in working with many of the types of communities that are going to be impacted from this.

In the areas that we think we can provide assistance and under our demonstration program, this is the approach we have taken. In the communities that have already been impacted, we made available some grant money and also some loan money, as in the case of the State of Colorado.

In the other areas we provide some development grant money that is to help them begin to do the planning they need to do to determine what their needs are going to be, what the impact is going to be, what their needs are going to be, whether it is related to law enforcement and ranging from there all the way to health facilities that are going to be needed in those areas.

You are right, in many cases the impact is just going to be astronomical. They do not have the tax base authorized to come up with this money themselves. They don't have the tax base even to be able to go out to the bond market and sell bonds for this money.

I think there is a pretty good agreement that these communities are going to need this early help or this front end help. Then, of course, with the development of the energy, will come the tax base, and so forth, to help them carry on their programs to begin with.

This early money for development planning, and so forth, is an area where we can be helpful. In some cases the impact is going to be so great until you are going to have to have an environmental impact statement. This is another area where we can offer assistance.

And we are going to these communities under the program we are following now.

The administration has made a proposal for funding—I think the Interior Department initiated the legislation which was sent up to the Hill proposing an administration proposal to provide some of this funding. At this point, I don't think that there has really been determination made as to which agency should have the lead role in providing this assistance.

I think the assistance they are going to need is going to have to come from law enforcement, from HEW, from HUD, and certainly we would anticipate, especially in the economic development areas, some assistance from EDA to help them as their need relates to the economic development possibilities in those areas.

I wanted to cover this spectrum so you can see what we think the flexibility under title IX permits us to do.

But until the determination is made as to which agency should be the lead agency in this field, there would be no way for us to determine what kind of funding would have to be made available for us to assume a lead role in those areas.

Senator McCLURE. I think the economic need of these communities to provide community services is very obvious. I think that the need does exist prior to their ability to finance those services.

But is this really the role of EDA? These are not communities in need of economic development. They are communities which are responding to an economic development that is occurring so rapidly that they have difficulty responding to them.

Isn't that a different role of government than the EDA mission of trying to identify areas that are in need of economic development and providing the planning and the assistance which is necessary to stimulate economic development?

Their problem is not having it. Their problem is how to cope with it.

Senator DOMENICI. Before the Secretary answers, might I make an observation, Senator McClure?

Senator McCLURE. Yes.

Senator DOMENICI. If somebody doesn't decide who is going to do it pretty soon, we are not going to need it. Whereas it may not be their role, it certainly is his role to submit to the administration the fact that these are enormous problems.

I can tell you the bill you talk about which the administration sent up is just a piece of the partnership that they have been promot-

ing through Mr. Zarb because it relates totally and exclusively to the impact generated from Federal lands.

In the President's message that he sent up, you have been around enough to know that that is only part of the problem. The problem is much broader than just Federal lands.

Mr. MIZELL. Yes. If the Senator would permit me, I would like our Chief Counsel to respond, laying out the legislative history of title IX as to what, in our view, Congress saw as the role title IX should play in this area.

When a community that is threatened with a sudden growth impact, the structural change is just as severe in many cases as the structural change which occurs with the closing down of a facility in the area.

Senator MCCLURE. The structural change in closing down a facility imposes a long-term economic development need, not community development—the development of community services.

In this instance, it is quite the reverse of that. It is not how do you compensate for the loss of an economic base. It is how do you cope with rapid expansion of economic activity.

Mr. MIZELL. But this is the point that I was coming to. Many of these areas that are going to be impacted are economic development areas, either designated areas or Economic Development Districts. The opportunity for those communities is going to be tremendous, as it relates to economic development.

The fact is that much of the impact is going to occur before the economic benefits come about. The type of assistance they will need at this point, because of the lack of money, because of the lack of experienced personnel, and because of the needs as it might relate to the environment, might be, for example water and sewer facilities. This is the type of assistance that EDA has been providing communities and districts for 10 years in economically depressed areas.

Senator MCCLURE. Isn't that something that EDA has been providing in areas that need that assistance, not because they need the community development but because they need the assistance to provide the base upon which economic development can be built?

Mr. MIZELL. If I might complete my thought I will then try to comment on the Senator's statement.

Senator MCCLURE. Surely.

Mr. MIZELL. EDA has been serving as a catalyst, so to speak, to pull these things together and help States and communities develop strategy as to how they are going to cope with the problems they have in their areas.

This is a role that we do probably as well as any agency, if not better. This is the type of assistance that they need early. As I mentioned, it may be the planning money that will help them identify what their needs are going to be.

I would anticipate funding housing, and then they would have something concrete to go to HUD with and say, "This is what we are going to need," or health facilities to HEW, or LEAA as far as law enforcement in order for us to stay out in front of the impact that we are going to experience.

So this is the catalyst role that I see as it relates to EDA. And then the role in the economic development we see.

Might I ask counsel to go into a little of the legislative history of title IX so that the Senator can see why we have moved into this area and some demonstration projects.

Mr. CLINGER. William Clinger, Chief Counsel of EDA. We feel that the legislative history does give us a pretty clear mandate to get into the area.

When the bill was first introduced, it only provided for addressing problems where there was a need or threatened rise in unemployment.

Subsequent to that, because of some interest expressed by Senator Magnuson and others, the purpose clause of title IX was changed to go beyond that and provide that title IX would also be used to address itself to economic adjustment problems resulting from severe changes in economic conditions.

This was in direct response to Senator Magnuson's expressed concern about the Trident base, and so forth.

So that there are pretty clear indications in the legislative history that title IX was intended to direct itself to the boomtown situation. As a result, the bill was changed.

Senator MCCLURE. I wish you had followed the legislative history as assiduously in title X and as creatively, I might add.

Mr. MIZELL. It is my understanding, Senator, that in the last session of Congress, that Senators Metcalf and Mansfield introduced legislation that would have called for assistance to boomtown communities and the chairman of the full Public Works Committee had a discussion with Senators Mansfield and Metcalf, and said this is one of the roles that he saw for EDA.

It is my understanding that they withdrew their legislation at that point because of the title IX legislation that this committee had already passed.

Senator MCCLURE. It is a role that you embrace eagerly as compared to one that you embrace reluctantly. I think that is obvious.

Mr. MIZELL. Senator, I think our involvement in this area has come about simply because of the needs of those communities that are EDA communities and who have come to us looking for this type of assistance and we had the flexibility to provide it.

Senator MCCLURE. I have no question that there is a need.

Mr. MIZELL. We are the only agency in town who could do it.

Senator MCCLURE. I have no question that there is a need and it may well, indeed, be that there is no other guy in town who can do it. But I am a little bit concerned when EDA starts going into areas that need no economic stimulus but simply basic community services in advance of economic development that is coming.

That doen't require any assistance to get the economic development. It requires only the assistance to meet the community needs occasioned by economic development. If EDA starts spending a large proportion of its funds in that direction, it will be taking money away from the areas that need the economic planning for economic assistance, not community assistance.

The Colorado Revolving Loan Plan is money under title IX, and that grant was under title IX. Is that used only for planning?

Mr. MIZELL. No. There is some assistance there. Some of it will be in the nature of a loan and some of it will be grant money to those communities. Of course the funds will have to be redirected toward the economic development or economic impact in that State.

69-393 O - 76 - 20

Senator McCLURE. Will they be using it for the building of community services?

Mr. MIZELL. As I recall, the grant money is going for water and sewer at this particular time.

Senator McCLURE. Is that appropriate title IX expenditure?

Mr. MIZELL. I think so, because it is not unusual for EDA to work with upgrading water facilities and sewer facilities.

Senator McCLURE. Under title IX?

Mr. MIZELL. In order to encourage economic development.

Senator McCLURE. Under title IX.

Mr. MIZELL. Under title IX it has.

Senator McCLURE. But you said right then the very crux of the problem was to encourage economic development. This expenditure is not to encourage economic development. It is to meet the community needs occasioned by economic development that is already underway.

Those needs are going to be astronomical and they need to be financed and they need to be met.

Mr. MIZELL. True.

Senator McCLURE. I have no question that they need to be planned for. My only question is in regard to the role which EDA may have and how this may subtract from EDA's efforts to help those areas that are in economic distress because there is no economic development.

Mr. MIZELL. Our desire is to try to help those communities be able to take the greatest advantage of the economic development potential that is moving into their areas and to be able to capitalize on it.

Senator McCLURE. Are you trying to stimulate additional industries to come into an area and additional businesses to come into that area?

Mr. MIZELL. I think in some cases there will be the opportunities for those communities to bring in some industrial development and especially those that might be related to high energy consumption and production.

Senator McCLURE. In spite of the fact that in those areas there is a vibrant economic development going on, there is an awful lot of money in the local economy as a result of that development or will be, you are still going to put EDA money in there to stimulate further business development in preference to putting EDA money into an area where no economic development is going on or it is lagging?

Mr. MIZELL. I don't think that a lot of those investments are going to occur in those areas. And they are not going to have economic opportunity that we anticipate being available for them if some of this funding isn't done. And they are not able to do some of these things that need to be done.

Senator McCLURE. You think this will not stimulate energy development in the local economy?

Mr. MIZELL. I think the energy development could probably take a different course that would have a far less economic impact and benefit to those areas without some of the other things being done.

Senator McCLURE. I don't quarrel with that and I don't mean to belabor this point. I want to see what your sense of priority is on the expenditure of your moneys in these areas where there is a very real economic need for community services.

But I really have some hesitancy in my own mind of thinking of EDA as being the appropriate lead agency.

FEA has a responsibility in this area. They are responding. The Department of Interior, where public lands are involved, as Senator Domenici has already noted, has a major responsibility. Senator Hansen has introduced legislation many times which has been uniformly opposed by the Administration to divert some of the money from the development of these resources on public lands into the community development needs which are occasioned by the development of the resource.

The Federal Government has been robbing our communities for years of their share of the economic resources on the public lands, shares which were put into law many years ago. The Federal Government has systematically looted the local Treasury in order to enhance the development of the resource on the public lands.

Then we turned right around and say, now we have a responsibility to come in through a different program and put money back.

Why didn't they leave it there in the first place? Why didn't they comply with the law that is on the books? Why don't they respond to the demands of the local communities in these public land areas by supporting instead of opposing the Hansen amendment that would allow some of the money generated in those public lands States to stay there for the community development rather than taxing it away and then creating a Federal program to assist the problem that was created by the Federal Government?

I think there is a need for coordination of Federal activities in this area and EDA might well be the area that has the greatest expertise in coordinating the local requests and local needs studies with Federal agency programs.

But I would hope that we don't get so compartmentalized in our vision that we lose sight of the fact that there are some very good answers that don't involve a Federal program with a Federal expenditure and that there are very good answers to some of these programs in areas other than EDA Title IX.

Mr. MIZELL. Under the total title IX program, I mentioned that these are demonstration efforts that we have going. Out of the $60 million of title IX that has been invested, only $5 million has been directed towards energy impacted communities.

Until a decision is made as to which agency should be the catalyst or have the lead role in working with these communities in this early stage of development, we recognize that we would not have the resources to provide the assistance that these communities are going to need and also carry out our other mandates that we have to the other 50 States and American territories that have economically depressed areas.

We recognize that, once that determination is made, then of course our role if we were not the agency would be to refer those types of needs to whichever agency is given that lead role.

We have no intention of losing sight again of what our long-range role is and our mandate is from the Congress and the administration.

Senator McCLURE. There is only $62 million appropriated for title IX. If we get into providing community services in the energy impacted communities, that entire $62 million would go there very quickly and wouldn't even begin to meet their needs.

Mr. MIZELL. Surely.

Senator McCLURE. This is obviously not the answer.

Mr. MIZELL. Right. Of course, I would not anticipate EDA trying to provide housing, or EDA trying to provide health facilities, or law enforcement, but rather that our catalyst role would be to help the community to identify what its impact is going to be, what its needs are going to be in these areas, and then our role would continue to be that of economic development in those areas.

Senator McCLURE. I am not sure that is what the thrust of the revolving loan program in Colorado is.

Senator DOMENICI. How much is there? Has anybody told us?

Mr. MIZELL. That money, of course, is some front end money as it relates to water and sewer. Of course this is one of the early and primary needs. So that is why we are providing that.

Senator DOMENICI. How much is that revolving fund grant to the State of Colorado which they are using for three communities?

Mr. MIZELL. $1,800,000.

Senator McCLURE. Is that a part of the $5 million?

Mr. MIZELL. Yes.

Senator McCLURE. So there is $3,200,000 in the balance of the $5 million?

Mr. MIZELL. We have a community that again is kind of a demonstration project, but it is because the help was not available from anywhere else to confront the action on the part of the military to greatly escalate the personnel and the usage of the old Fort Stewart facility.

One of the communities off the base there is going to have the greatest impact from this. Again we are an agency that could provide some help under this sudden growth and sudden impact area—our concern there was related to water and sewer facilities—that would even permit the housing, and so forth, to begin to develop.

Senator McCLURE. Of that $5 million, how much of it is planning and how much of it is construction grants?

Mr. MIZELL. $310,000 is a development grant, and this is the money that is used for planning purposes.

Senator McCLURE. Only $310,000?

Mr. MIZELL. That is actually being used for the development.

Senator McCLURE. Out of the $5 million?

Mr. MIZELL. Out of the $5 million.

Senator McCLURE. And the balance of it is planning?

Mr. MIZELL. No. That is the planning portion.

Senator McCLURE. $310,000 is planning and $4,690,000 is construction grants?

Mr. MIZELL. Yes, what we refer to as implementation grants under title IX.

Senator DOMENICI. Let me express my views. I think we have left EDA with a tremendous burden in this section if we don't do some clarifying.

I don't share all of your concerns nor all of your rationale. For instance, it would be pretty difficult to distinguish in the Four Corners region where you have an economically depressed area. You have the Navajo nation with unemployment, if the statistics are right, Mr. Chairman, of 45 percent of their adult population.

Yet it is in an energy growth area.

So I think the distinction between helping a community that needs to attract economic growth versus helping one that might do a better job with the economic growth that is apparently coming is not an appropriate distinction between EDA's function and non-function and the legislative history for this particular section I think justifies my interpretation.

I would like to share this with the Secretary. I have a great concern that the problem of the role of the Federal Government in helping with the energy based economic growth areas of our Nation is a very broad one, one involving serious questions of inner governmental relationships, taxing of the resource, what is the State's role, the community's role, and the like.

I just offer this observation. I think to the extent that you intentionally, or otherwise, under the guise of demonstration grants have the impression that we have a solution—whether it be for that State, that region or for others to borrow from, and say, we don't have to address this issue because here are these demonstration grants around and we will just hire grantsmen and go out and pick and choose a bit, I think to that extent you have a serious obligation to be concerned because that is the status of it at this point.

You will find expert grantsmen now joining the energy task force of various States and, if they haven't already, they are going to be plucking this particular one.

To the extent that we aren't careful that your demonstration programs have as a motive the evolution of a program rather than the apparent solution in and of itself, then I think we are defeating the purpose.

That concerns me greatly, because this kind of fund could never do the job for our nation. I don't think we ought to mislead anyone. Yet I don't think you ought to withdraw from it. You have a role. We gave it to you in that title.

I really think you ought to address the issue as you demonstrate that you don't have the answers but are attempting to help someone evolve one. To the extent you negate that trust, by leaving the notion that you have the answer and the answer is this willy-nilly kind of approach, I do believe you do an injustice, although you may strut into that State and say, "We did it," and be called there to affirm its success.

I think it might indeed be counter-productive over the long haul.

I thank the chairman for bringing up the issue. I think it is a very difficult one. But I don't think you ought to completely withdraw from it because I think we told you you ought to do it.

Mr. MIZELL. I think it is recognized by the administration in their proposal in requesting an authorization for $1 billion to provide this type of assistance—this was the authorizing level in the Interior legislation—they recognized that some front end money is needed.

I think that in the Four Corners area, at least the area that we were in last week, with the energy resources being on the Navajo Reservation—some 3 billion tons of coal—and with the desire to establish five to seven gasification plants in that area, the impact that it is going to have on those communities around the reservation as well as on the reservation itself will be tremendous to determine what their needs are going to be, again I think is an appropriate demonstration type of effort under title IX. To help come up with some of the answers that I think we need and that the Senator from New Mexico is saying we need, and to develop the strategy as to how to cope with the impact and to determine where we think these impacts are going to occur, or where they think the impacts are going to occur and what their needs are is a role which we could play.

Then you have a strategy that will begin to show at the early stages what the needs are going to be for these communities to stay out in front of this development that is going to take place.

Senator DOMENICI. Let me just give you an observation. You bring to mind a very good example of the concern. I think there has been a general thrust here and that the bill that you are referring to carries it forward with reference to public facilities like water and sewer. However, the real Federal thrust is probably going to be sure the money is available for borrowing. We know the capacity to bond, and the like, is irregular. It is not there.

If we come along in various States and give somebody $3 million to build it for free because we have a grant program, now we are talking about the issue I am telling you about—do we do some good to the long range solution, or do we do some rather serious harm? This gets around like wildfire.

Why should the next community participate in a loan program or support it through their congressional delegation when one arm of the Federal Government went into a boom community and paid for the water and sewer?

I don't even pass judgment whether it is right or wrong. I am just saying that you are talking about hundreds of billions of dollars in improvements, and I don't see this Congress saying we are going to pay for that. So I think you have a mission without very good guidance in terms of fitting into the overall jigsaw.

Your grants are not for water and sewer construction, are they, in this Colorado revolving fund? I understand they were, weren't they?

Mr. MIZELL. They are for grants and loans, if I am correct.

Mr. HENKEL. It is a $1.8 million grant to the State of Colorado. The State of Colorado has in turn lent $419,000 to Craig, Colo., to install a storm sewer system and water transmission lines; a $650,000 loan to Carbondale, Colo., to create an additional water supply for the expanded population; and a $748,000 loan to Rangely, Colo., to construct additional water and transmission lines.

In title IX, the Act itself says that, if a grant is in turn redistributed in the form of a loan, the grant agreement must contain an assurance and a certification that the proceeds from the repayment of their loan will be used for economic development purposes Statewide within the jurisdiction.

So we can say, Mr. Senator, that this money has been lent to these three Colorado communities. Hopefully, we expect repayment back to the State and the State can in fact use that fund either for loan purposes or can make a grant to another community, as long as we are assured that the proceeds paid back to the State are used for economic development purposes.

Mr. MIZELL. In that case, it is a grant to the State and then of course a loan to the communities. But we have other cases where we have made grants to some of these communities. But this is in the demonstration stage.

I think that some determination can be reached as to what areas of the community, because of their growth and because of their economic base, will be able to borrow the money with the intent of paying it back and then in other areas maybe it will be determined they are going to have to look for grants because they would not necessarily be revenue producing types of facilities, and so forth.

Senator MCCLURE. We will submit some other questions on this, Mr. Secretary, rather than take further time now. We have two additional witnesses and a vote on the floor and a joint session following that.

Let me only comment that if we get into the business of grants to the community for the installation of services prior to their ability to repay, we also may be in the position of saying to the local community or the State, "Don't impose the taxes that are necessary that might be levied to provide those services or the repayment."

For instance, if there are 3 billion tons of coal on the Navajo reservation, it might very well be a rational policy that we put a nickel per ton tax on to pay for those services. That might well be done rather than simply saying to the taxpayers of the country as a whole, "We will make a grant for those services."

It is a very difficult question. I think the Senator from New Mexico expressed it very well. As he usually does, he said it better than I did in expressing his concerns about which direction we may be headed in this area.

But we may have some further questions to submit at a later date.

Mr. MIZELL. Thank you. As always, I look forward to coming up before the committee and especially this time. I don't think you were here when I said earlier especially this time because we are coming with a request for a 3-year extension of the economic development program that permits our communities, and EDA in working with them, to do what I think we do best, that is to do the planning and implementation of the projects and the programs that lead to long-term economic development and job creation in those communities.

That, we feel, is our mandate and our long-range goal. So I am delighted to come and ask for this extension on behalf of the Administration.

Senator MCCLURE. Mr. Secretary, it is always a pleasure to have you here, not just because I knew you when we both served in that other body but when I recognized your constructive service there, but I also recognize your constructive service in the Department of Commerce.

The questions we asked are intended to be mutually helpful in developing programs that are of most benefit to our citizens. I appreciate very much your patience and your candor and your ability in answering the questions this morning.

Mr. MIZELL. Thank you, sir.

[The list of title X projects requested by Senator McClure follows:]

APPROVED EDA TITLE X PROJECTS FOR ROUNDS I AND II
SORTED BY EDA PROJECT ID WITHIN ROUND

RND	EDA PROJECT IDENT	SHORT TITLE OF PROJECT	EST NUMB EMPL	REQUESTED TOTAL FUNDS	REQUESTED TITLE X FUNDS	TITLE X COST PER EMPLOYEE
I	013100001	HISTORICAL VILLAGE DEVELOPMENT.	120	363000	290400	2420.0
I	013100002	RENOVATION AND EXPANSION OF NEW FORT SALEM	15	140000	100000	6666.7
I	013100003	EGG HARBOR WATER LINE AND DRAINAGE DITCH	37	160000	128000	3459.5
I	013100004	CAMP + SNOW TRAILS	18	125000	100000	5555.6
I	013100005	PUBLIC FACILITY REFURBISHMENT + ENVIORNMENTAL IMPROVEMENTS	69	723000	500000	7246.4
I	013100006	WILMINGTON MAINTENANCE + REHABILITATION PROJECT	38	375000	300000	7894.7
I	013100013	GREAT FALLS HISTORIC DISTRICT PROJECT	92	625000	500000	5434.8
I	013100014	RECONSTRUCT BOARDWALK	24	225000	180000	7500.0
I	013100015	BASS PARK IMPROVEMENTS [GRADING, SEEDING, PLANTING, PAINTING, ETC	45	500000	400000	8888.9
I	013100016	ST. JOHNSBURY + LAMOILLE COUNTY RAILROAD IMPROVEMENT	117	1240000	400000	3418.8
I	013100017	SCHOOL PAINTING AND MAINTENANCE	500	625000	500000	1000.0
I	013100018	RESTORE HISTORIC AREA IN OLD TOWN PORTSMOUTH	30	300000	200000	6666.7
I	013100020	SIDEWALKS, CURBS + GUTTERS, STORM DRAINS	24	200000	144000	6000.0
I	013100048	ZEREGA AVENUE INDUSTRIAL PARK	20	1300000	500000	25000.0
I	013100251	COMMERCIAL NEIGHBORHOOD REHABILITATION	32	440000	440000	13750.0
I	013100252	REHABILITATION OF TWO EXISTING STRUCTURES FOR YOUTH RUNAWAY CENTERS	30	75000	60000	2000.0
I	013100328	RENOVATION OF PUBLIC BUILDINGS AND FENCING	15	186000	128000	8533.3
I	013100341	RESTORATION OF PORTION OF TOWN DAMAGED BY HURRICANE AGNES	18	360000	240000	13333.3
I	013100414	RESERVOIR CONSTRUCTION	20	120000	100000	5000.0
I	013100490	RENOVATE MULTI-PURPOSE SERVICE CENTER	40	1000000	500000	12500.0
I	013100508	REHABILITATION OF HUDSON COUNTY COURTHOUSE	35	625000	500000	14285.7
I	013100516	DEMOLITION OF OLD BUILDINGS & STREAM CONTROL	80	375000	300000	3750.0
I	013100517	ERIE STREET MALL	46	625000	500000	10869.6
I	013100518	MT. VAN HOEVENBURG BOBSLED RUN REFRIGERATION	100	732000	200000	2000.0
I	013100576	LIGHTHOUSE PARK REHABILITATION	10	300000	180000	18000.0
I	013100594	STREET AND SIDEWALK IMPROVEMENTS	33	625000	500000	15151.5
I	013100595	SCHOOL REPAIRS	20	500000	400000	20000.0
I	013100783	CLIFF WALK RESTORATION	21	450000	300000	14285.7
I	013101266	PARK DEVEL PROGRAM	59	700000	500000	8474.6
I	016100043	IMPROVING PUBLIC USE AREAS	7	50710	50710	7244.3
I	016100109	FOREST AND WILDLIFE MGT. IMPROVEMENTS	7	59400	54000	7714.3
I	016100110	FOREST, FISH AND WILDLIFE IMPROVEMENTS	24	220000	200000	8333.3
I	016100152	FOREST PROTECTION + MANAGEMENT	14	72792	63297	4521.2
I	016100186	FOREST PROTECTION + MANAGEMENT	30	179000	168000	5600.0
I	016100190	FOREST PROTECTION + MANAGEMENT	7	34103	29655	4236.4
I	016100191	FOREST PROTECTION + MANAGEMENT	29	158896	138170	4764.5
I	016100192	FOREST PROTECTION + MANAGEMENT	4	21342	18558	4639.5
I	016100205	CAMPSITE AND TRAIL IMPROVEMENTS	108	550000	500000	4629.6
I	016100209	FOREST PROTECTION + MANAGEMENT	40	114350	111350	2783.7
I	016100563	ACADEMY MAINTENANCE	46	253000	253000	5500.0
I	016100564	TOMB FIELD ENCLOSURE	15	247000	247000	16466.7
I	016100833	SAN JUAN NATIONAL HISTORIC SITE	25	56000	56000	2240.0
I	016100839	CONSTRUCT COMFORT STATION & REHAB ROAD FOR ACADIA NATL PARK	47	196000	196000	4170.2
I	016100885	MARTIN NWR	8	38000	38000	4750.0
I	016100888	ERIE NWR	6	36000	36000	6000.0
I	016200062	MANUFACTURE WILDLIFE NESTING STRUCTURES	5	25000	25000	5000.0
I	016200079	MOUNTWOOD PARK-GAMES AREA	85	700000	210000	2470.6
I	016200080	RECREATION PARK DEVELOPMENT-38 ACRES	50	155280	135280	2705.6
I	016200112	WATER SYSTEM IMPROVEMENT	19	359000	359000	18894.7

APPROVED EDA TITLE X PROJECTS FOR ROUNDS I AND II
SORTED BY EDA PROJECT ID WITHIN ROUND

RND	EDA PROJECT IDENT	SHORT TITLE OF PROJECT	EST NUMB EMPL	REQUESTED TOTAL FUNDS	REQUESTED TITLE X FUNDS	TITLE X COST PER EMPLOYEE
I	016200117	COMMUTER RAILROAD TRACK REHABILITATION PROJECT--B+M RAILROAD	50	844372	506212	10124.2
I	016200118	RAIL REFURBISHMENT OF VERMONT RAILROADS.	150	900000	600000	4000.0
I	016200223	FOREST PROTECTION + MANAGEMENT	20	81785	81785	4089.2
I	016200342	MANUFACTURE WILDLIFE NESTING STRUCTURES	5	25000	25000	5000.0
I	016200398	HISTORIC RESTORATION FORT ROBERDEAU PARK	100	227500	182000	1820.0
I	016200491	STREAM CHANNEL CLEARANCE PROJECT	22	63117	50494	2295.2
I	016200492	GRANTSVILLE COMMUNITY PARK	12	35000	26000	2166.7
I	016200493	STORM WATER CONTROL PROJECT	15	100000	90000	6000.0
I	016200494	FULLER-BAKER LOG HOUSE HISTORIC RESTORATION	3	23000	18400	6133.3
I	016200496	VEECC SELF-MOTIVATION WORK PROJECT	50	412500	412500	8250.0
I	016200514	CHENANGO NUTRITION AID PROGRAM, COOPERATIVE EXTENSION	2	22500	18000	9000.0
I	016200539	WATER LINE REPLACEMENT	48	450000	355000	7395.8
I	016200540	WATER STORAGE FACILITY	43	300000	240000	5581.4
I	016200541	SANITARY SEWER CONSTRUCTION	9	175000	131000	14555.6
I	016200542	INDUSTRIAL ACCESS ROAD	15	373500	300000	20000.0
I	016200543	WATER SYSTEM IMPROVEMENT	36	300000	250000	6944.4
I	016200545	WATER SYSTEM RENABILITATION	10	75000	50000	5000.0
I	016200571	MASS TRANSIT IMPROVEMENTS	65	225580	225580	3470.5
I	016200577	HIGHWAY MAINTENANCE	78	325217	325217	4169.4
I	016200593	BOSTON HARBOR ISLAND PARK	50	1080000	500000	10000.0
I	016200609	CENTRAL HAMPSHIRE WATER SYSTEM	48	1061000	279000	5812.5
I	016200777	STREET AND PEDESTRIAN WAY CONSTRUCTION PROJECT	60	350000	300000	5000.0
I	016200784	MARINE BIOLOGY + BASE TRAINING PROGRAMS	32	300000	300000	9375.0
I	016200786	RENOVATION [CLIMATE CONTROL, SECURITY, STORAGE]	29	1287588	114378	3944.1
I	016200790	RENOVATION& INSTALLATION [CLIMATE CONTROL, SECURITY, STORAGE]	3	36000	9000	3000.0
I	016200791	UTILIZATION OF MUSEUM COLLECTIONS	6	69338	20000	3333.3
I	016200792	UTILIZATION OF MUSEUM COLLECTIONS.	10	200461	100000	10000.0
I	016200793	UTILIZATION OF MUSEUM COLLECTIONS.	6	180000	80000	13333.3
I	016200797	SPECIAL TENANT EMPLOYMENT PROGRAM [STEP]	346	2772000	2772000	8011.6
I	016200798	SPECIAL TENANT EMPLOYMENT PROGRAM [STEP]	52	414000	414000	7961.5
I	016200799	SPECIAL TENANT EMPLOYMENT PROGRAM [STEP]	49	390000	390000	7959.2
I	016200800	SPECIAL TENANT EMPLOYMENT PROGRAM [STEP]	15	120000	120000	8000.0
I	016200801	SPECIAL TENANT EMPLOYMENT PROGRAM [STEP]	7	54000	54000	7714.3
I	016200802	SPECIAL TENANT EMPLOYMENT PROGRAM [STEP]	12	96000	96000	8000.0
I	016200803	SPECIAL TENANT EMPLOYMENT PROGRAM [STEP]	12	96000	96000	8000.0
I	016200805	SPECIAL TENANT EMPLOYMENT PROGRAM [STEP]	10	76000	78000	7800.0
I	016200806	SPECIAL TENANT EMPLOYMENT PROGRAM [STEP]	11	90000	90000	8181.8
I	016200807	SPECIAL TENANT EMPLOYMENT PROGRAM [STEP]	9	72000	72000	8000.0
I	016200808	SPECIAL TENANT EMPLOYMENT PROGRAM [STEP]	6	48000	48000	8000.0
I	016200811	SPECIAL TENANT EMPLOYMENT PROGRAM [STEP]	7	60000	60000	8571.4
I	016200812	SPECIAL TENANT EMPLOYMENT PROGRAM [STEP]	11	84000	84000	7636.4
I	016200813	SPECIAL TENANT EMPLOYMENT PROGRAM [STEP]	10	78000	78000	7800.0
I	016200816	SPECIAL TENANT EMPLOYMENT PROGRAM [STEP]	84	672000	672000	8000.0
I	016200817	SPECIAL TENANT EMPLOYMENT PROGRAM [STEP]	5	42000	42000	8400.0
I	016200822	NATIONAL GROUND WATER INFORMATION SYSTEM	330	1500000	1500000	4545.5
I	016200906	BUILDING (EXPAND FIRM)	87	300000	135000	1551.7
I	016200907	CONSTRUCT BUILDING FOR EXPANSION	87	425000	125000	1436.8
I	016200908	IMPROVE BUILDING	97	700000	210000	2164.9
I	016200911	PURCHASE LAND BUILDING & IMPROVE	97	250000	100000	1030.9

APPROVED EDA TITLE X PROJECTS FOR ROUNDS I AND II
SORTED BY EDA PROJECT ID WITHIN ROUND

RND	EDA PROJECT IDENT	SHORT TITLE OF PROJECT	EST NUMB EMPL	REQUESTED TOTAL FUNDS	REQUESTED TITLE X FUNDS	TITLE X COST PER EMPLOYEE
I	016200913	CONSTRUCT BUILDING	87	220000	99000	1137.9
I	016201025	YORK COLONIAL COURTHOUSE	35	250000	240000	6857.1
I	016201042	RAIL REFURBISHMENT OF VERMONT RAILROADS	170	500000	200000	1176.5
I	016201044	PLAZA RESTORATIONS	10	60000	60000	6000.0
I	016201055	STATION REFURBISHMENT	100	1640000	1640000	16400.0
I	016201061	NEW YORK JOB CORPS CENTER TITLE X	92	367000	367000	3989.1
I	016201062	ARECIBO JCC - TITLE X	6	14000	14000	2333.3
I	016201063	RIO GRANDE JCC - TITLE X	3	3000	3000	1000.0
I	016201064	NEW JERSEY JCC - TITLE X	32	105000	105000	3281.3
I	016201070	KEYSTONE JCC TITLE X	4	30000	30000	7500.0
I	016201124	RESOURCE CONSERVATION AID	40	240000	240000	6000.0
I	016201140	OPERATION AND MAINT OF COMPLETED WATERSHED STRUCTURES	6	7800	7800	1300.0
I	016201141	OPERATION AND MAINT COMPLETED WATERSHED STRUCTURES	12	9910	9910	825.8
I	016201142	RESOURCE CONSERVATION AID	40	240000	240000	6000.0
I	016201143	RESOURCE CONSERVATION AID	10	120000	120000	12000.0
I	016201167	DRAINAGE CHANNEL CLEANOUT	80	443600	436600	5457.5
I	016201176	SNOW MOBILE TRAILS	10	70000	70000	7000.0
I	016201177	BEAUTIFICATION RESTORATION & TOWN IMPROVEMENT	100	480000	480000	4800.0
I	016201178	RESTORATION OF PARK & RELOCATION OF DUMP	10	60000	60000	6000.0
I	016201179	MACHIAS COMMUNITY IMPROVEMENT PROJECT	3	6200	6200	2066.7
I	016201185	OPERATION AND MAIN OF COMPLETED WATERSHED STRUCTURES	3	5600	5600	1866.7
I	016201186	COMPREHENSIVE BEAUTIFICATION PROJECT	11	50000	50000	4545.5
I	016201203	ERIE CO RODENT CONTROL PROJECT	12	346313	78720	6560.0
I	016201204	BALTIMORE RAT ERADICATION PROJECT	23	1312360	150880	6560.0
I	016201205	URBAN RODENT & INSECT CONTROL PROJECT	31	703360	203360	6560.0
I	016201252	RESURFACE ROOFS	15	44927	44927	2995.1
I	015201259	REPLACE WINDOWS	10	62795	62795	6279.5
I	043100231	MIAMI RIVER - OKEECHOBEE ROAD	50	200000	175000	3500.0
I	043100234	ECOLOGICAL PROJECT	55	75000	60000	1090.9
I	043100239	TO UP-GRADE RECREATIONAL FACILITIES	18	150000	120000	6666.7
I	043100242	RECREATIONAL PROJECT	17	150000	120000	7058.8
I	043100245	ECOLOGICAL	12	62500	50000	4166.7
I	043100249	SCHOOL GROUNDS BEAUTIFICATION AND EROSION PREVENTION	18	125000	100000	5555.6
I	043100301	INDOOR AND OUTDOOR RECREATION	50	115000	90000	1800.0
I	043100306	COFFEE COUNTY ROADS EROSION CONTROL	25	169000	135000	5400.0
I	043100423	BELMONT CITY PARK PROJECT	40	250000	200000	5000.0
I	043100426	ALCORN COUNTY COURTHOUSE RENOVATION	40	120000	96000	2400.0
I	043100427	INDUSTRIAL SITE CLEARANCE AND DOWNTOWN PARKS AND PUBLIC AREAS RENOV	15	80000	64000	4266.7
I	043100603	PUBLIC PROPERTY MAINTANCE, IMPROVEMENT, & BEAUTIFICATION	50	190000	152000	3040.0
I	043100621	OWINGSVILLE STREET, CURB, AND SIDEWALK IMPROVEMENTS	25	126000	100800	4032.0
I	043100622	CITY PARK DEVELOPMENT	36	264000	211200	5866.7
I	043100624	KINNICONICK STREAM CLEANING PROJECT	7	38200	30560	4365.7
I	043101360	RENOVATION OF BUILDING FOR CITY HALL	63	300000	198000	3142.9
I	043101361	DOWNTOWN REVITALIZATION	54	625000	500000	9259.3
I	043101362	ROADSIDE DUMP RESTORATION	100	293000	234400	2344.0
I	043101363	NOXUBEE COUNTY ROADS IMPROVEMENT	15	80000	64000	4266.7
I	043101364	WEBSTER COUNTY GARBAGE AND ROAD CLEANUP	60	185000	148000	2466.7
I	043101365	COUNTY-WIDE ROAD IMPROVEMENTS	24	125000	100000	4166.7
I	043101366	LIVESTOCK - PRODUCE MARKET AND MOUNTAIN FOLK CENTER	72	550000	350000	4861.1

APPROVED EDA TITLE X PROJECTS FOR ROUNDS I AND II
SORTED BY EDA PROJECT ID WITHIN ROUND

RND	EDA PROJECT IDENT	SHORT TITLE OF PROJECT	EST NUMB EMPL	REQUESTED TOTAL FUNDS	REQUESTED TITLE X FUNDS	TITLE X COST PER EMPLOYEE
I	043101367	RENOVATION OF COUNTY HOSPITAL	65	850000	300000	4615.4
I	043101368	CONVERSION OF FIRE STATION TO POLICE HEADQUARTERS	40	150000	112000	2800.0
I	043101369	HIGHWAY IMPROVEMENTS AND MAINTENANCE	31	125000	100000	3225.8
I	043101371	RENOVATE COURT HOUSE	20	100000	80000	4000.0
I	043101372	RENOVATION OF COURT HOUSE AND CONSTRUCTION OF OUTDOOR RECREATIONAL	25	108500	100000	4000.0
I	043101373	LAFOLLETTE SIDEWALK CONSTRUCTION	55	200000	160000	2909.1
I	043101374	CONSTRUCTION OF WATER SYSTEM IMPROVEMENTS	25	680000	65000	2600.0
I	043101375	DEVELOP PUBLIC RECREATION FACILITY	20	135000	108000	5400.0
I	043101376	SIDE WALK CONSTRUCTION	45	113140	113140	2514.2
I	043101377	RENOVATION AND ADDITIONS TO CITY HALL	40	200000	100000	2500.0
I	043101378	NEW FIRE STATION	25	150000	75000	3000.0
I	043101379	STEWART COUNTY BRIDGE REPAIR & REPLACEMENT	38	192000	153000	4026.3
I	043101380	SIDE WALK PAVING WITH BRICK THIS IS A BICONTENNIAL PROJECT	20	98042	78433	3921.6
I	043101381	COMMUNITY BETTERMENT	20	100000	80000	4000.0
I	043101383	ETOWAH COMMUNITY CENTER AND RECREATIONAL PARK	24	146000	116800	4866.7
I	043101384	RENOVATION OF POLICE STATION AND NEW FIRE STATION	33	320000	256000	7757.6
I	043101385	COMMUNITY IMPROVEMENTS	10	56200	45000	4500.0
I	043101388	RENOVATE STORM DRAINAGE SYSTEM	16	100000	80000	5000.0
I	043101390	BOLIVAR SIDEWALK CONSTRUCTION	49	300000	240000	4898.0
I	043101391	LAWRENCE COUNTY HOSPITAL RENOVATION	30	250000	150000	5000.0
I	043101392	EUFAULA COMMUNITY IMPROVEMENT PROGRAM	25	80000	50000	2000.0
I	043101393	ASHE COUNTY SCHOOL RENOVATION	10	50000	40000	4000.0
I	043101394	MAXTON CURB & GUTTER IMPROVEMENTS	26	100000	80000	3076.9
I	043101395	ECOLOGICAL PROJECT	75	125000	100000	1333.3
I	043101398	SIDEWALKS ON INDIAN RESERVATION	25	50000	50000	2000.0
I	043101399	SIDEWALKS ON INDIAN RESERVATION	25	50000	50000	2000.0
I	046100024	TELLICO FISH SHELTER PROJECT	4	50000	50000	12500.0
I	046100031	DEVELOPMENT OF SHORELINE FISHING OPPORTUNITIES FOR DISADVANTAGED	3	30000	30000	10000.0
I	046100034	DEVELOPMENT OF SHORELINE FISHING OPPORTUNITIES FOR DISADVANTAGED	3	30000	30000	10000.0
I	046100035	TELLICO FISH SHELTER PROJECT [CONSTRUCTION AND INSTALLATION]	12	150000	150000	12500.0
I	046100036	IMPROVING PUBLIC USE AREAS	8	50000	50000	6250.0
I	046100037	NATURAL RESOURCES DEVELOPMENT	3	20000	20000	6666.7
I	046100038	NOLICHUCKY TRAIL AND INTERPRETIVE FACILITY	14	80000	80000	5714.3
I	046100039	NATURAL RESOURCES DEVELOPMENT	8	50000	50000	6250.0
I	046100040	IMPROVING PUBLIC USE AREAS	9	30000	30000	3333.3
I	046100041	IMPROVING PUBLIC USE AREAS	8	50000	50000	6250.0
I	046100044	IMPROVING PUBLIC USE AREAS	9	70000	70000	7777.8
I	046100052	IMPROVING PUBLIC USE AREAS	8	50000	50000	6250.0
I	046100053	IMPROVING PUBLIC USE AREAS	7	50715	50715	7245.0
I	046100055	IMPROVING PUBLIC USE AREAS	7	50715	50715	7245.0
I	046100056	IMPROVING PUBLIC USE AREAS	8	50000	50000	6250.0
I	046100057	IMPROVING PUBLIC USE AREAS	7	50715	50715	7245.0
I	046100058	IMPROVING PUBLIC USE AREAS	8	50000	50000	6250.0
I	046100059	IMPROVING PUBLIC USE AREAS	9	37500	37500	4166.7
I	046100060	IMPROVING PUBLIC USE AREAS	8	50000	50000	6250.0
I	046100061	IMPROVING PUBLIC USE AREAS	7	50715	50715	7245.0
I	046100063	IMPROVING PUBLIC USE AREAS	9	40000	40000	4444.4
I	046100064	BEAR CREEK FISH SHELTER PROJECT	2	25000	25000	12500.0
I	046100065	IMPROVING PUBLIC USE AREAS	11	67500	67500	6136.4

APPROVED EDA TITLE X PROJECTS FOR ROUNDS I AND II
SORTED BY EDA PROJECT ID WITHIN ROUND

RND	EDA PROJECT IDENT	SHORT TITLE OF PROJECT	EST NUMB EMPL	REQUESTED TOTAL FUNDS	REQUESTED TITLE X FUNDS	TITLE X COST PER EMPLOYEE
I	046100066	LAND BETWEEN THE LAKES RECREATION AND ENVIRONMENTAL EDUCATION PROGR	20	250000	250000	12500.0
I	046100067	NATURAL RESOURCES DEVELOPMENT	5	30000	30000	6000.0
I	046100068	NORRIS TAILWATER TROUT HABITAT IMPROVEMENT	14	80000	80000	5714.3
I	046100071	DEVELOPMENT OF SHORELINE FISHING OPPORTUNITIES FOR DISADVANTAGED	3	30000	30000	10000.0
I	046100072	LAND BETWEEN THE LAKES RECREATION AND ENVIRONMENTAL EDUCATION PROGR	20	250000	250000	12500.0
I	046100100	COASTAL WATERWAY SURVEY	10	110000	100000	10000.0
I	046100101	WATERWAY MAINTENANCE	10	110000	100000	10000.0
I	046100107	RECREATION AREAS MAINTENANCE	9	86900	79000	8777.8
I	046100142	FOREST PROTECTION + MANAGEMENT	25	131009	113921	4556.8
I	046100143	FOREST PROTECTION + MANAGREMENT	29	152720	132800	4579.3
I	046100144	FOREST PROTECTION + MANAGEMENT	28	149853	130307	4653.8
I	046100146	FOREST PROTECTION + MANAGEMENT	5	27060	23530	4706.0
I	046100149	FOREST PROTECTION + MANAGEMENT	6	30466	26492	4415.3
I	046100150	FOREST PROTECTION + MANAGEMENT	15	80256	69788	4652.5
I	046100189	FOREST PROTECTION + MANAGEMENT	5	27283	23724	4744.8
I	046100194	FOREST PROTECTION + MANAGEMENT	7	37276	32414	4630.6
I	046100195	FOREST PROTECTION + MANAGEMENT	10	51901	45131	4513.1
I	046100196	FOREST PROTECTION + MANAGEMENT	3	13518	11755	3918.3
I	046100197	VARIOUS CONSERVATION + ECOLOGICAL PROJECTS	8	39105	34004	4250.5
I	046100198	FOREST PROTECTION + MANAGEMENT	6	29784	25899	4316.5
I	046100243	IMPROVING PUBLIC USE AREAS	8	50000	50000	6250.0
I	046100305	WATER SYSTEMS	3	17000	13600	4533.3
I	046100374	IMPROVING PUBLIC USE AREAS	8	50000	50000	6250.0
I	046100375	IMPROVING PUBLIC USE AREAS	7	50715	50715	7245.0
I	046100376	IMPROVING PUBLIC USE AREAS	7	50715	50715	7245.0
I	046100424	DEVELOPMENT OF SHORELINE FISHING OPPORTUNITIES FOR DISADVANTAGED	3	30000	30000	10000.0
I	046100723	DEVELOPMENT OF WATERSIDE PARK	21	100000	80000	3809.5
I	046100727	GROUNDS IMPROVEMENT	35	17500	17500	500.0
I	046100728	GROUNDS IMPROVEMENT	35	17500	17500	500.0
I	046100832	BLUE RIDGE PARKWAY	60	244000	244000	4066.7
I	046100887	CHASSAHOWITZKA NWR	8	40000	40000	5000.0
I	046100890	ST MARKS NWR	8	40000	40000	5000.0
I	046100896	MERRITT ISLAND NWR	8	40000	40000	5000.0
I	046100902	LOXAHATCHEE NWR	30	80000	80000	2666.7
I	046101053	INDIAN HEALTH HOSPITAL REPAIRS AND RENOVATIONS	30	75000	60000	2000.0
I	046200026	REHABILITATE OUTSIDE AIR DAMPERS.	20	242000	242000	12100.0
I	046200027	REHABILITATE EXTERIOR OF OPERATIONS AND CHECKOUT BUILDING.	18	128000	128000	7111.1
I	046200033	FRENCH BROAD RIVER RECLAMATION PROJECT	20	104000	99000	4950.0
I	046200042	FRENCH BROAD RIVER RECLAMATION PROJECT	20	104000	99000	4950.0
I	046200046	SEQUATCHIE RIVER RECLAMATION PROJECT	17	54000	34000	2000.0
I	046200051	HORTICULTUPAL CROPS PRODUCTION CENTER	20	78100	45000	2250.0
I	046200054	SEQUATCHIE RIVER RECLAMATION PROJECT	17	54000	34000	2000.0
I	046200081	RENOVATION OF BUILDING FOR USE AS A PUBLIC SAFETY FACILITY	40	243000	160000	4000.0
I	046200082	ASHE COUNTY PUBLIC LIBRARY CONSTRUCTION	9	200000	100000	11111.1
I	046200085	ATHLETIC FACILITIES PROJECT	24	300000	240000	10000.0
I	046200207	JENNY WILEY HIKING AND RECREATION TRAIL IMPROVEMENTS	25	150000	150000	6000.0
I	046200208	FOREST PROTECTION + MANAGEMENT	120	363400	316000	2633.3
I	046200210	FOREST PROTECTION + MANAGEMENT	100	201250	175000	1750.0
I	046200211	FOREST PROTECTION + MAINTENANCE	16	30748	26738	1671.1

APPROVED EDA TITLE X PROJECTS FOR ROUNDS I AND II
SORTED BY EDA PROJECT ID WITHIN ROUND

RND	EDA PROJECT IDENT	SHORT TITLE OF PROJECT	EST NUMB EMPL	REQUESTED TOTAL FUNDS	REQUESTED TITLE X FUNDS	TITLE X COST PER EMPLOYEE
I	046200212	FOREST MANAGEMENT	16	30748	26738	1671.1
I	046200219	FOREST PROTECTION + MANAGEMENT	35	57500	50000	1428.6
I	046200224	FOREST PROTECTION + MANAGEMENT	8	23000	20000	2500.0
I	046200225	FOREST PROTECTION + MANAGEMENT	10	43700	38000	3800.0
I	046200226	FOREST PROTECTION + MANAGEMENT	30	57500	50000	1666.7
I	046200229	MAINTENANCE AND REPAIR OF EXTERIOR BUILDINGS.	10	30000	30000	3000.0
I	046200247	TOWNS COUNTY PARK	33	150000	45000	1363.6
I	046200248	TOWNS COUNTY HEALTH CLINIC	42	206100	51330	1222.1
I	046200303	WATER TRANSMISSION SYSTEM IMPROVEMENTS	23	800000	200000	8695.7
I	046200304	WATER AND SEWER SYSTEM IMPROVEMENTS	2	15000	12000	6000.0
I	046200308	WATER LINE EXTENSION	6	56260	45008	7501.3
I	046200309	WATER SYSTEM EXPANSION	45	300000	240000	5333.3
I	046200377	MILLIGAN COLLEGE ADMINISTRATION BUILDING RENOVATION	30	300000	22080	736.0
I	046200378	RENOVATION OF UNICOI COUNTY MEMORIAL HOSPITAL	20	240000	145000	7250.0
I	046200379	PIKEVILLE STORM DRAINAGE SYSTEM	35	165000	145000	4142.9
I	046200399	BANKS COUNTY HEALTH CENTER	40	188100	51930	1298.2
I	046200400	HABERSHAM COUNTY HEALTH DEPARTMENT HEALTH CLINIC	42	206100	51330	1222.1
I	046200401	DEVELOPMENT OF COUNTY PARK	10	50000	15000	1500.0
I	046200404	CHATSWORTH-MURRAY CO RECREATION PARK	7	250000	62500	8928.6
I	046200406	FICE FORKS TRICKUM PARK	11	345000	60000	5454.5
I	046200408	JASPER COMMUNITY PARK	6	276000	69000	11500.0
I	046200409	WATER SYSTEM EXPANSION	32	1073500	306000	9562.5
I	046200412	WOODSTOCK CITY PARK	5	50000	12500	2500.0
I	046200422	OLD NATCHEZ TRACE PARK	55	333846	250400	4552.7
I	046200554	ACCELERATED MECHANIC TRAINING PROGRAM	54	700000	700000	12963.0
I	046200608	ESTILL COUNTY WATER DISTRICT NO. 1 LINE EXTENSIONS	15	524800	150000	10000.0
I	046200668	INDUSTRIAL PARK CLEAN - UP PROJECT	10	37500	30000	3000.0
I	046200670	RENOVATION OF ADMINISTRATION BUILDING [FORMER COUNTY COURTHOUSE]	22	200000	100000	4545.5
I	046200672	DRAINAGE FACILITIES FOR ELIZABETHTOWN.	7	100000	80000	11428.6
I	046200674	REPAIR OF DRAINAGE + EXPANSION OF MUNICIPAL RECREATION COMPLEX AND	12	100000	80000	6666.7
I	046200675	CITY OF SANDERSVILLE STREET IMPROVEMENT PROJECT	16	45454	36363	2272.7
I	046200676	REGIONAL SERVICE CENTER AND MEETING FACILITY EXPANSION	48	136362	109090	2272.7
I	046200678	BUILD NEW + REPAIR OLD SIDEWALKS	9	27000	24000	2666.7
I	046200679	FAIR BLUFF WASTE TREATMENT PLANT	9	95000	76000	8444.4
I	046200680	MUNICIPAL COMPLEX FOR TOWN OF LOUISBURG	25	150000	75000	3000.0
I	046200681	DEVELOP CITY PARK	25	40000	32000	1280.0
I	046200684	DEVELOP CUSSETA CITY PARK	20	31250	25000	1250.0
I	046200686	HAWKINSVILLE/PULASKI COUNTY HARNESS RACING TRAINING FACILITY	35	186362	109090	3116.9
I	046200687	RENOVATION OF BRUNSWICK TOWN HISTORIC SITE	9	93800	66100	7344.4
I	046200688	DEVELOPMENT OF COMMUNITY RECREATION PARK	27	45454	36363	1346.8
I	046200691	DEMOLITION / BEAUTIFICATION PROJECT	20	61000	42300	2115.0
I	046200692	FIRE FIGHTING FACILITY	10	29682	23909	2390.9
I	046200693	OPEN SPACE BEAUTIFICATION	13	60000	30000	2307.7
I	046200694	RENOVATE ROAD FIRE STATION	4	50000	37500	9375.0
I	046200696	CREATION OF RECREATION, STORAGE, + SCREENING ACTIVITIES	25	188400	137048	5481.9
I	046200697	COUNTY JAIL RENOVATION	15	46353	36353	2423.5
I	046200699	SIDEWALK IMPROVEMENTS NEAR SCHOOLS FOR LOW INCOME AREAS	13	100000	80000	6153.8
I	046200700	PUBLIC FACILITIES IMPROVEMENT	17	100000	80000	4705.9
I	046200702	CENTRAL BUSINESS DISTRICT IMPROVEMENT PROJECT	10	50000	25000	2500.0

APPROVED EDA TITLE X PROJECTS FOR ROUNDS I AND II
SORTED BY EDA PROJECT ID WITHIN ROUND

RND	EDA PROJECT IDENT	SHORT TITLE OF PROJECT	EST NUMB EMPL	REQUESTED TOTAL FUNDS	REQUESTED TITLE X FUNDS	TITLE X COST PER EMPLOYEE
I	046200703	MANNING TOWN HALL	25	110000	55000	2200.0
I	046200705	DORCHESTER COUNTY BEAUTIFICATION PROGRAM	8	60000	40000	5000.0
I	046200706	RENEW THE OLD COUNTY JAIL	60	290000	100000	1666.7
I	046200707	PAINTING COUNTY FACILITIES	10	80000	64000	6400.0
I	046200708	CONSTRUCTION OF PUBLIC WORK FACILITIES	18	150000	105000	5833.3
I	046200711	INSTALL SEWER LINE TO INDUSTRIAL PARK	11	43560	27272	2479.3
I	046200713	SIDEWALK CONSTRUCTION AND STREET IMPROVEMENT	16	136362	109090	6818.1
I	046200714	RESTORATION OF HISTORIC SAVANNAH RAILWAY STATION TRAIN SHED	13	56000	45000	3461.5
I	046200717	BLADENBORO DRAINAGE AND MOSQUITO CONTROL	7	30000	28500	4071.4
I	046200718	STREET AND DRAINAGE REPAIR	40	97500	60720	1518.0
I	046200719	RENOVATION OF VEREEN MEMORIAL HOSPITAL	22	137090	109090	4958.6
I	046200721	BEAUTIFICATION OF RAILROAD RIGHT-OF-WAY THROUGH CLAXTON	6	50000	27272	4545.3
I	046200722	RESTORATION OF HISTORIC ORANGE HALL	14	49000	39000	2785.7
I	046200769	EOKHORN CITY RECREATION FACILITY	18	111400	25000	1388.9
I	046200809	SPECIAL TENANT EMPLOYMENT PROGRAM [STEP]	24	192000	192000	8000.0
I	046200810	SPECIAL TENANT EMPLOYMENT PROGRAM [STEP]	10	78000	78000	7800.0
I	046201023	MCINTOSH AMPHITHEATER AND MUSEUM COMPLEX	65	405000	100000	1538.5
I	046201029	MIDTOWN EXPRESSWAY BEAUTIFICATION PROGRAM	75	224960	224960	2999.5
I	046201030	BICENTENNIAL MUSEUM AND PARK PROJECT	17	275000	75000	4411.8
I	046201037	MAYORS BICENTENNIAL GREENING PROJECT	4	25980	20980	5245.0
I	046201072	ATLANTA JOB CORPS CENTER TITLE X	3	13000	13000	4333.3
I	046201125	SURVEYING	4	60000	60000	15000.0
I	046201126	IMPROVE TROUT STREAM AND CLEAN UP	8	75000	75000	9375.0
I	046201127	IMPROVEMENT OF TROUT STREAM	5	75000	75000	15000.0
I	046201129	UNION COUNTY STREAM QUALITY IMPROVEMENT	60	570000	570000	9500.0
I	046201130	COUNTY CONSERVATION PROGRAM ASSISTANCE	46	289000	289000	6282.6
I	046201131	COUNTY CONSERVATION PROGRAM ASSISTANCE	20	120000	120000	6000.0
I	046201134	WATERSHED MAINTENANCE	20	200000	200000	10000.0
I	046201135	WATERSHED PROJECT MAINTENANCE	12	70000	70000	5833.3
I	046201136	EROSION AND SEDIMENT CONTROL	17	140000	140000	8235.3
I	046201137	RECREATIONAL AREA DEVELOPMENT	19	188469	188469	9919.4
I	046201138	WATERSHED MAINTENANCE AND EROSION SEDIMENT CONTROL	17	140000	140000	8235.3
I	046201139	STREAM QUALITY IMPROVEMENT	60	570000	570000	9500.0
I	046201145	CONSERVATION PROJECT LABORER	10	60000	60000	6000.0
I	046201147	SOIL AND WATER CONSERVATION WORK	45	254636	254636	5658.6
I	046201158	SOIL & WATER CONSERVATION WORK	62	494636	494636	7978.0
I	046201159	SOIL & WATER CONSERVATION WORK	32	254636	254636	7957.4
I	046201173	EROSION CONTROL AND CHANNEL IMPROVEMENT	4	5100	5100	1275.0
I	046201184	COUNTY CONSERVATION PROGRAM ASSISTANCE	12	63000	63000	5250.0
I	046201233	WATERSHED PROJECT LABORER	12	75000	75000	6250.0
I	046201234	JACKSONVILLE FOOD SERVICE TRAINING	400	400000	300000	750.0
I	053100416	ENVIRONMENTAL AND SAFETY IMPROVEMENT PROGRAM	74	300000	240000	3243.2
I	053100417	RECONSTRUCTIONS OF WEST END OF DEWEY BLVD.	41	280000	175000	4268.3
I	053100585	RENOVATE COUNTY COURTHOUSE	25	300000	240000	9600.0
I	053100588	INNER-CITY CLEANUP	29	375000	300000	10344.8
I	053100590	STATE PARKS DEVELOPMENT, PROGRAM	100	420000	350000	3500.0
I	053100619	RENOVATE & EXPAND BUILDING FOR CITYTSMAN HALL COMMUNITY CENTER	15	210000	168000	11200.0
I	053100826	RIVER TRAILS COUNTY PROJECT	60	250000	200000	3333.3
I	053100829	PARK DEVELOPMENT	41	461580	440000	10731.7

APPROVED EDA TITLE X PROJECTS FOR ROUNDS I AND II
SORTED BY EDA PROJECT ID WITHIN ROUND

RND	EDA PROJECT IDENT	SHORT TITLE OF PROJECT	EST NUMB EMPL	REQUESTED TOTAL FUNDS	REQUESTED TITLE X FUNDS	TITLE X COST PER EMPLOYEE
I	053200766	RURAL WATER SYSTEM	86	8500000	500000	5814.0
I	053200767	NEWLAND CREEK MULTI-PURPOSE RESERVOIR	72	2987250	400000	5555.6
I	056100088	FOREST PROTECTION AND MANAGEMENT	34	68000	68000	2000.0
I	056100108	RECREATION AND RESOURCE IMPROVEMENTS.	24	346500	315000	13125.0
I	056100113	FOREST PROTECTION + MANAGEMENT	48	300000	300000	6250.0
I	056100121	FOREST PROTECTION + MANAGEMENT	9	50000	50000	5555.6
I	056100123	FOREST PROTECTION + MANAGEMENT	12	75000	75000	6250.0
I	056100126	FOREST PROTECTION + MANAGEMENT	69	676105	676105	9798.6
I	056100151	EXPERIMENTAL AREA MGT	13	40000	40000	3076.9
I	056100185	FOREST PROTECTION + MANAGEMENT	20	56700	54000	2700.0
I	056100187	FOREST PROTECTION + MANAGEMENT	9	50000	50000	5555.6
I	056100420	FOREST PROTECTION + MANAGEMENT	57	326000	326000	5719.3
I	056100421	FOREST PROTECTION + MANAGEMENT	6	38000	38000	6333.3
I	056100724	GROUNDS IMPROVEMENT	114	57000	57000	500.0
I	056100729	GROUNDS IMPROVEMENT	26	13000	13000	500.0
I	056100730	GROUNDS IMPROVEMENT	60	30000	30000	500.0
I	056100737	RESERVATION SERVICE PROJECT	25	43275	43275	1731.0
I	056100749	HORT PECK ROAD MAINTENANCE	4	25000	25000	6250.0
I	056100750	FLATHEAD ROAD MAINTENANCE	5	25000	25000	5000.0
I	056100751	CROW ROAD MAINTENANCE.	5	25000	25000	5000.0
I	056100756	SOUTHERN UTE ROADS MAINTENANCE	6	22500	22500	3750.0
I	056100831	MESA VERDE NATIONAL PARK	20	100000	100000	5000.0
I	056100836	BRYCE CANYON NP	21	75000	75000	3571.4
I	056100838	GRANT-KOHRS RANCH NHS	10	25000	25000	2500.0
I	056100859	TIMBER STAND IMPROVEMENT	25	208000	208000	8320.0
I	056100867	TIMBERSTAND IMPROVEMENT	14	93000	93000	6642.9
I	056100868	FOREST DEVELOPMENT	20	60000	60000	3000.0
I	056100869	WATER INVENTORY	12	70000	70000	5833.3
I	056100870	WATER INVENTORY	12	70000	70000	5833.3
I	056100871	WATER INVENTORY	12	70000	70000	5833.3
I	056100872	WATER INVENTORY	12	70000	70000	5833.3
I	056100881	WATERSHED IMPROVEMENT	34	186000	186000	5470.6
I	056100882	MAINTENANCE & CLEANUP OF PUBLIC LAND FACILITIES	2	10500	10500	5250.0
I	056100891	WATERFOWL PRODUCTION AREA	8	40000	40000	5000.0
I	056100969	INDIAN HEALTH HOSPITAL REPAIR AND RENOVATIONS	61	152000	122000	2000.0
I	056100970	REPAIR AND IMPROVEMENT PROJECTS TO IHS HOSPITAL FACILITY AND QUARTE	19	46000	37000	1947.4
I	056100973	REPAIR AND IMPROVEMENT TO IHS HEALTH CENTER AND QUARTERS	14	35000	28000	2000.0
I	056100977	REPAIR AND IMPROVEMENT TO IHS HOSPITAL FACILITY	14	35000	28000	2000.0
I	056100978	INDIAN HEALTH HOSPITAL REPAIRS AND RENOVATION	10	25000	20000	2000.0
I	056100979	FIRE AND SAFETY IMPROVEMENTS IHS HEALTH CENTER	4	9375	7500	1875.0
I	056100980	REPAIR AND IMPROVEMENTS TO IHS HEALTH CENTER QUARTERS	4	9375	7500	1875.0
I	056100984	INDIAN HEALTH HOSPITAL REPAIR AND RENOVATIONS	26	65000	52000	2000.0
I	056100985	REPAIR AND IMPROVEMENTS TO IHS HEALTH CENTER	4	10000	8000	2000.0
I	056100986	REPAIR AND IMPROVEMENT TO IHS HEALTH CENTER	13	31000	25000	1923.1
I	056100987	REPAIR AND IMPROVEMENTS TO IHS HOSPITAL FACILITY AND QUARTERS	17	41000	34000	2000.0
I	056100995	LANDSCAPING TO IHS HEALTH FAC	8	19000	15000	1875.0
I	056100996	INDIAN HEALTH CENTER REPAIRS AND RENOVATION	4	10000	8000	2000.0
I	056101007	INDIAN HEALTH HOSPITAL REPAIR AND RENOVATIONS	42	102000	82000	1952.4
I	056101008	REPAIR AND IMPROVEMENT TO IHS HOSP FACILITY	14	35000	28000	2000.0

APPROVED EDA TITLE X PROJECTS FOR ROUNDS I AND II
SORTED BY EDA PROJECT ID WITHIN ROUND

RND	EDA PROJECT IDENT	SHORT TITLE OF PROJECT	EST NUMB EMPL	REQUESTED TOTAL FUNDS	REQUESTED TITLE X FUNDS	TITLE X COST PER EMPLOYEE
I	056101009	REPAIR AND IMPROVEMENT TO IHS HOSPITAL FACILITY	39	97500	78000	2000.0
I	056101010	INDIAN HEALTH HOSPITAL REPAIR AND RENOVATION	63	155000	124000	1968.3
I	056101011	INDIAN HEALTH HOSPITAL REPAIR AND RENOVATION	64	160000	128000	2000.0
I	056101012	INDIAN HEALTH HOSPITAL REPAIRS AND IMPROVEMENTS	7	16000	13000	1857.1
I	056200122	FOREST PROTECTION + MANAGEMENT	18	100000	100000	5555.6
I	056200220	FOREST PROTECTION + MANAGEMENT	5	36000	36000	7200.0
I	056200254	HUERFANO BEAUTIFICATION PROJECT	50	290000	290000	5800.0
I	056200255	FORT REYNOLDS WATER EXTENSION PROJECT	40	197000	170000	4250.0
I	056200256	COSTILLA COUNTY PARKS AND RECREATIONAL DEVELOPMENT	48	185000	140000	2916.7
I	056200344	FOREST RESOURCE EVALUATION	17	61200	61200	3600.0
I	056200346	KANE COUNTY IMPROVEMENT	4	14490	14490	3622.5
I	056200347	SANTAQUIN CIVIC CENTER	10	60700	50000	5000.0
I	056200348	UTAH COUNTY FLOOD CONTROL	11	55500	50000	4545.5
I	056200349	WAYNE COUNTY COMMUNITY CENTER	6	60000	50000	8333.3
I	056200351	WASATCH COUNTY SWIMMING POOL	15	190200	134000	8933.3
I	056200352	SEVIER COUNTY IMPROVEMENT	7	38109	38109	5444.1
I	056200353	WASHINGTON COUNTY IMPROVEMENT	12	51560	51560	4296.7
I	056200354	WASATCH COUNTY PARK DEVELOPMENT	9	45249	38000	4222.2
I	056200355	MARYSVALE CIVIC CENTER	6	19200	19200	3200.0
I	056200357	PIUTE COUNTY IMPROVEMENT	9	31275	28775	3197.2
I	056200358	MOAB FLOOD CONTROL PROJECT	36	247500	225000	6250.0
I	056200359	GARFIELD COUNTY IMPROVEMENT	9	35380	35380	3931.1
I	056200360	EPHRAIM CITY BEAUTIFICATION	9	38108	38108	4234.2
I	056200361	PRICE-HELPER COMMUNITY IMPROVEMENT	24	55000	50000	2083.3
I	056200362	BEAVER COMMUNITY IMPROVEMENT	5	19320	19320	3864.0
I	056200382	COMMUNITY REHABILITATION	5	33000	30000	6000.0
I	056200383	COMMUNITY REHABILITATION	5	33000	30000	6000.0
I	056200384	COMMUNITY REHABILITATION	5	33000	30000	6000.0
I	056200385	COMMUNITY REHABILITATION	5	33000	30000	6000.0
I	056200386	COMMUNITY REHABILITATION	5	33000	30000	6000.0
I	056200387	RAPID CITY FLOODWAY CLEANUP AND BEAUTIFICATION PROJECT	19	165000	150000	7894.7
I	056200388	CITY OF STURGIS ENVIRONMENTAL & BEAUTIFICATION PROJECT	6	55000	50000	8333.3
I	056200389	COMMUNITY REHABILITATION	5	33000	30000	6000.0
I	056200390	COMMUNITY REHABILITATION	5	44000	40000	8000.0
I	056200391	COMMUNITY REHABILITATION	5	33000	30000	6000.0
I	056200392	COUNTY REHABILITATION	5	44000	40000	8000.0
I	056200393	CITY IMPROVEMENTS	4	33000	30000	7500.0
I	056200394	COUNTY REHABILITATION	6	55000	50000	8333.3
I	056200520	DEBRIS REMOVAL	6	2500	2300	383.3
I	056200583	ST. LOUIS PUBLIC WORKS IMPROVEMENTS.	15	181250	145000	9666.7
I	056200586	PHELPS COUNTY DEVELOPMENT PROGRAM	17	105000	85000	5000.0
I	056200587	SEDALIA STORM DRAINAGE IMPROVEMENTS	11	112500	90000	8181.8
I	056200589	DUNKLIN COUNTY DEVELOPMENT PROGRAM	22	125000	100000	4545.5
I	056200620	WICHITA ROCK ISLAND RAILROAD DEPOT RESTORATION	75	325000	280000	3733.3
I	056200738	BRUSH CONTROL ON CROPLAND	18	6500	6500	361.1
I	056200771	FOOD STAMP OUTREACH PROGRAM	6	54692	54692	9115.3
I	056200772	RESIDENTIAL AND PUBLIC BLDG ENERGY AND CONSV PROJ	63	536000	210000	3333.3
I	056200773	MAINTENANCE UPGRADING OF UNIMPROVED ROAD IN DEER LODGE NATIONAL FOR	14	160000	150000	10714.3
I	056200873	SANITATION FACILITIES	3	25000	25000	8333.3

69-393 O - 76 - 21

APPROVED EDA TITLE X PROJECTS FOR ROUNDS I AND II
SORTED BY EDA PROJECT ID WITHIN ROUND

RND	EDA PROJECT IDENT	SHORT TITLE OF PROJECT	EST NUMB EMPL	REQUESTED TOTAL FUNDS	REQUESTED TITLE X FUNDS	TITLE X COST PER EMPLOYEE
I	056200954	UINTAH & OURAY FIREBREAK PROJECT	20	41000	41000	2050.0
I	056200955	BIG ELK PARK TIMBER CONSESSION	18	6500	6500	361.1
I	056201036	FRIENDSHIP PARK	40	100000	100000	2500.0
I	056201038	GREAT PLAINS BLACK MUSEUM	15	219874	101654	6776.9
I	056201099	WEBER BASIN JCC - TITLE X	6	40000	40000	6666.7
I	056201132	NORTH CREEK RESERVIOR REPAIR	22	55000	55000	2500.0
I	056201133	PLEASANT CREEK WATERSHED	8	12500	12500	1562.5
I	056201151	NAVAJO RESERVOIR RECREATION AREA DEV	30	170000	170000	5666.7
I	056201152	SAN JUAN RIVER STREAM IMPROVEMENT	25	150000	150000	6000.0
I	056201153	VILLE SECO EROSION CONTROL	6	21000	13500	2250.0
I	056201154	WILLIAMS CREEK REC AREA DEV	90	495000	450000	5000.0
I	056201166	BITTERROOT RIVER CHANNEL CLEANUP	15	86000	85000	5666.7
I	056201201	PAINTING	33	291000	291000	8818.2
I	063100317	BARKERS ISLAND IMPROVEMENT	15	146000	117000	7800.0
I	063100322	RENOVATION OF TOTLOTS - PLAYLOTS	40	245300	196240	4906.0
I	063100323	COUNTY PARK IMPROVEMENT	33	113000	90000	2727.3
I	063100324	SAWMILL IMPROVEMENTS	45	150000	150000	3333.3
I	063100325	RESTORATION OF WILDLIFE AREA (HAVENSWOODS)	27	125000	100000	3703.7
I	063100439	SIDEWALK IMPROVEMENTS COMMERCIAL + RESIDENTIAL	21	150000	140000	6666.7
I	063100446	MAINTAINENCE SHOP	35	300000	240000	6857.1
I	063100476	SEWER AND WATER PROJECT	11	250000	200000	18181.8
I	063100477	NATURE AREA PARK	14	195000	166000	11857.1
I	063100478	STREET UPGRADING PROGRAM	23	400000	300000	13043.5
I	063100479	BISHOP AIR-INDUSTRIAL PARK	104	800000	240000	2307.7
I	063100480	RENOVATION AND CLEAN-UP OF CITY PROPERTY	48	375000	300000	6250.0
I	063100481	CONSTRUCTION OF MULTI-USE RECREATIONAL COMPLEX	68	1500000	400000	5882.4
I	063100523	RIVER FRONT RECLAIMATION	48	295000	236000	4916.7
I	063100524	SIDE WALK CONSTRUCTION	42	375000	300000	7142.9
I	063100525	PARK MAINTAINANCE-TREE TRMS-TREE REMOVAL-BEAUTIFICATION	45	500000	400000	8888.9
I	063100527	MAHONING RIVER BANK RESTORATION	40	325000	260000	6500.0
I	063100556	FORESTRY IMPROVEMENTS	20	100000	100000	5000.0
I	063100596	FORESTRY IMPROVEMENTS	40	200000	200000	5000.0
I	063100597	CAMPGROUND IMPROVEMENTS	20	100000	100000	5000.0
I	063100605	REBUILD LODGE, MARINA, BOAT BASIN	24	330000	264000	11000.0
I	063100611	REDEVELOP/REHAB OF 6 BLOCKS	23	280000	224000	9739.1
I	063100612	IND. SITE IMPROVEMENTS	15	150000	120000	8000.0
I	063100613	CURB & SIDEWALKS	19	250000	200000	10526.3
I	063100614	IMPROVEMENT OF PUBLIC RIGHT-OF-WAYS IN INDUSTRIAL	40	300000	240000	6000.0
I	063100615	REPAIR REBUILD STREETS CURBS GUTTERS	75	350000	250000	3333.3
I	063100616	RECONSTRUCT RACEWAY & CONSTRUCT RAPIDS	26	290000	232000	8923.1
I	063100617	RESTORATION REPAIR & BEAUTIFICATION	24	125000	100000	4166.7
I	063100618	CLEAN DRAINAGE DITCHES, RIVERS & STREAMS	75	300000	240000	3200.0
I	066100106	RECREATION AND RESOURCES AND MAIN DAM REPAIRS AND IMPROVEMENTS.	53	660000	600000	11320.8
I	066100154	EXPERIMENTAL FOREST MGMT	2	27700	27700	13850.0
I	066100155	FOREST PROTECTION + MANAGEMENT	8	42100	39000	4875.0
I	066100156	FOREST PROTECTION + MANAGEMENT	16	73100	67700	4231.2
I	066100169	FOREST PROTECTION + MANAGEMENT	12	59500	55100	4591.7
I	066100170	FOREST PROTECTION + MANAGEMENT	7	26000	24000	3428.6
I	066100171	FOREST PROTECTION + MANAGEMENT	75	194000	185000	2466.7

APPROVED EDA TITLE X PROJECTS FOR ROUNDS I AND II
SORTED BY EDA PROJECT ID WITHIN ROUND

RND	EDA PROJECT IDENT	SHORT TITLE OF PROJECT	EST NUMB EMPL	REQUESTED TOTAL FUNDS	REQUESTED TITLE X FUNDS	TITLE X COST PER EMPLOYEE
I	06610017 2	FOREST PROTECTION + MANAGEMENT	15	111000	106000	7066.7
I	06610017 3	FOREST PROTECTION + MANAGEMENT	23	101275	95275	4142.4
I	06610017 4	FOREST PROTECTION + MANAGEMENT	12	57000	52000	4333.3
I	06610017 5	FOREST PROTECTION + MANAGEMENT	25	112300	102000	4080.0
I	06610017 6	FOREST PROTECTION + MANAGEMENT	16	79300	73000	4562.5
I	06610017 7	FOREST PROTECTION + MANAGEMENT	15	71750	65500	4366.7
I	06610017 8	FOREST PROTECTION + MANAGEMENT	13	63000	57000	4384.6
I	06610017 9	FOREST PROTECTION + MANAGEMENT	5	30150	29150	5830.0
I	06610018 0	FOREST PROTECTION + MANAGEMENT	5	30150	29150	5830.0
I	06610018 1	FOREST PROTECTION + MANAGEMENT	5	30150	29150	5830.0
I	06610018 2	FOREST PROTECTION + MANAGEMENT	5	30150	29150	5830.0
I	06610018 3	FOREST PROTECTION + MANAGEMENT	10	60800	58300	5830.0
I	06610018 4	FOREST PROTECTION + MANAGEMENT	17	90450	87450	5144.1
I	06610046 9	ATLANTA FIELD OFFICE AND STORAGE GARAGE	28	178000	170000	6071.4
I	06610048 2	HYDROLOGY RESEARCH	1	6100	6100	6100.0
I	06610048 4	REPAIR AND IMPROVE GROUNDS	20	85000	85000	4250.0
I	06610052 6	FOREST INSECT AND DISEASE RESEARCH	1	6500	6500	6500.0
I	06610061 0	FOREST PROTECTION & MANAGEMENT	10	23000	20000	2000.0
I	06610073 3	GROUNDS IMPROVEMENT	50	25000	25000	500.0
I	06610065 4	APOSTLE ISLANDS NATIONAL LAKESHORE	45	300000	300000	6666.7
I	06610088 6	AGASSIZ NWR	9	40000	40000	4444.4
I	06610089 2	SENEY NWR	26	150000	150000	5769.2
I	06610089 7	WATERFOWL PRODUCTION AREAS	8	50000	50000	6250.0
I	06610090 1	NECEDAH NWR	9	40000	40000	4444.4
I	06610090 3	MARK TWAIN NWR	9	40000	40000	4444.4
I	06610097 4	REPAIR & IMPROVEMENT TO IHS HOSP FACILITY AND QUARTERS	8	19000	15000	1875.0
I	06610097 5	INDIAN HEALTH HOSPITAL REPAIR AND RENOVATIONS	13	33000	26000	2000.0
I	06610121 5	MIGRANT HEALTH PROGRAM	3	21000	21000	7000.0
I	06610121 8	CONSUMER EDUCATION FOR LOW-LITERATES	35	400015	400015	11429.0
I	06620007 6	UTILIZATION OF MUSEUM COLLECTIONS	50	719770	359885	7197.7
I	06620022 7	FOREST PROTECTION + MANAGEMENT	12	50000	50000	4166.7
I	06620031 1	RIVER FRONT DEVELOPMENT	30	152000	150000	5000.0
I	06620031 2	RECOV STREET TRUCK ROUTE	45	205000	140000	3111.1
I	06620031 3	INTERSTATE PARK DEVELOPMENT	12	70000	58000	4833.3
I	06620031 5	COPPER FALLS STATE PARK TRAIL DEVELOPMENT	8	62200	51100	6387.5
I	06620031 6	VILLAGE PARK RECONSTRUCTION	18	87800	78500	4361.1
I	06620031 8	HARTRAN'S CREEK STATE PARK RECREATION DEVELOPMENT	11	93000	77000	7000.0
I	06620031 9	VILLAGE OF WINTER SUPPLY	50	564000	150000	3000.0
I	06620032 0	RESERVATION CURB AND GUTTER DEVELOPMENT	20	120000	100000	5000.0
I	06620032 6	EDUCATIONAL COMMUNITY DEVELOPMENT	10	46120	36120	3612.0
I	06620041 1	WATER LINE EXTENSION, CAMBRIDGE SOUTH	11	22250	17800	1618.2
I	06620043 2	PARK RAPIDS TO WALKER RECREATIONAL TRAIL	12	61840	61840	5153.3
I	06620043 3	WARREN DIKE SYSTEM	36	120000	120000	3333.3
I	06620043 4	MAPLEWOOD STATE PARK	6	30109	30109	5018.2
I	06620043 6	SPIRIT MT. SUMMER RECREATION POOL FACILITIES	30	240000	175000	5833.3
I	06620043 7	STATE FOREST DEVELOPMENT	41	180423	180423	4400.6
I	06620044 0	HAYES LAKE STATE PARK	6	30109	30109	5018.2
I	06620044 2	ITASCA STATE PARK	18	90326	90326	5018.1
I	06620044 3	WEATHERIZE 94 HOMES.	34	75000	75000	2205.9

APPROVED EDA TITLE X PROJECTS FOR ROUNDS I AND II
SORTED BY EDA PROJECT ID WITHIN ROUND

RND	EDA PROJECT IDENT	SHORT TITLE OF PROJECT	EST NUMB EMPL	REQUESTED TOTAL FUNDS	REQUESTED TITLE X FUNDS	TITLE X COST PER EMPLOYEE
I	066200444	SCENIC STATE PARK REHABILITATION AND TRAIL CONSTRUCTION	5	24900	24900	4980.0
I	066200445	RED LAKE WILDLIFE AREA	12	64400	64400	5366.7
I	066200447	THIEF LAKE WILDLIFE AREA	6	38600	38600	6433.3
I	066200449	ABANDONED ELEVATOR DEOMOLITION	14	32000	32000	2285.7
I	066200450	EXPANDED TOURIST INFORMATION SERVICE PROGRAM	3	55993	16750	5583.3
I	066200451	GWINN FIELD OFFICE AND STORAGE BUILDING	30	208000	200000	6666.7
I	066200452	EXPANDED TOURIST INFORMATION SERVICE PROGRAM	3	42127	16750	5583.3
I	066200453	OTSEGO LAKE PICNIC SHELTER	8	27800	26600	3325.0
I	066200454	ROSCOMMAN STORAGE BLDG	12	60000	56000	4666.7
I	066200455	THOMPSON FIELD OFFICE AND STORAGE BUILDINGS	34	250500	242000	7117.6
I	066200456	TAHQUAMENON FALLS PICNIC SHELTER	8	27800	26600	3325.0
I	066200458	ORCHARD BEACH PARK PICNIC SHELTER	8	27800	26600	3325.0
I	066200459	TOURIST INDUSTRY GROWTH STUDY	2	25600	22500	11250.0
I	066200461	EXPANDED INFORMATION SERVICE PROGRAM	3	42336	16750	5583.3
I	066200465	PLATTE RIVER STORAGE BLDG.	12	48000	44000	3666.7
I	066200466	TOURIST INDUSTRY GROWTH STUDY	1	12800	11250	11250.0
I	066200467	TOURIST INDUSTRY GROWTH STUDY	1	12800	11250	11250.0
I	066200468	TWIN LAKES PICNIC SHELTER	8	27800	26600	3325.0
I	066200470	HOUGHTON LAKE FIELD OFFICE AND STORAGE BLDG.	35	174500	168000	4800.0
I	066200472	TOURIST INDUSTRY GROWTH STUDY	2	25600	22500	11250.0
I	066200473	TOURIST INDUSTRY GROWTH STUDY	1	12800	11250	11250.0
I	066200474	TOURIST INDUSTRY GROWTH STUDY	1	12800	11250	11250.0
I	066200475	TOURIST INDUSTRY GROWTH STUDY	1	12800	11250	11250.0
I	066200483	PROVIDE CUSTODIAL SERVICES	40	452000	452000	11300.0
I	066200485	TOURIST INDUSTRY GROWTH STUDY	2	25600	22500	11250.0
I	066200486	TOURIST INDUSTRY GROWTH STUDY	2	25600	22500	11250.0
I	066200487	TOURIST INDUSTRY GROWTH STUDY	2	25600	22500	11250.0
I	066200522	OPERATOR TRAINEE & MAINTENANCE MECHANIC EMPLOYMENT	88	1200000	1200000	13636.4
I	066200557	BAYFIELD AND BRULE FISH HATCHERY DEVELOPMENT PROJECT	10	65000	50000	5000.0
I	066200580	SCIOTO COUNTY PARK DEVELOPMENT	20	100000	100000	5000.0
I	066200581	GALLIPOLIS RECREATION AREA	30	169531	169531	5651.0
I	066200604	SPECIAL TENANT EMPLOYMENT PROGRAM [STEP]	37	300000	300000	8108.1
I	066200649	LAC COURTE OREILLES PLANTATION & THINNING PROJECT	8	20600	20600	2575.0
I	066200951	RED LAKE FOREST IMPROVEMENT PROGRAM	35	80000	80000	2285.7
I	066201031	TERMINAL MORAINES OF WISC GLACIER PROJECT	2	36250	24250	12125.0
I	066201043	OHIO JOHNNY HORIZONS CORPS	300	400000	100000	333.3
I	066201046	ILLINOIS CULTURAL RECREATIONAL FACILITIES DEVELOPMENT PROJ OF ILLIN	15	2360000	100000	6666.7
I	066201128	ENVIRONMENTAL IMPROVEMENT FOR HOCKING CO	55	355000	325000	5909.1
I	066201144	SEMI-SKILLED	25	146000	124000	4960.0
I	066201168	CHEBOYGAN CRITICAL AREA TREATMENT EROSION CONTROL	33	267000	240000	7272.7
I	066201169	CHIPPAWA COUNTY PICKFORD TOWNSHIP PARK DEVELOPMENT	4	15000	12000	3000.0
I	066201170	OSCODA CRITICAL AREA TREATMENT PUBLIC LANDS	11	89000	80000	7272.7
I	066201171	ARENAC COUNTY CRITICAL EROSION CONTROL	33	267000	240000	7272.7
I	066201172	OGEMAW CRITICAL AREA TREATMENT EROSION CONTROL	22	178000	160000	7272.7
I	066201180	NOBLE COUNTY STREAM CLEANUP	50	132300	132300	2646.0
I	066201181	PERRY COUNTY ENVIRONMENT IMPROVEMENT	5	15000	15000	3000.0
I	066201182	COUNTY BEAUTIFICATION	90	720000	720000	8000.0
I	066201183	CRITICAL AREA STABILIZATION	6	7500	7500	1250.0
I	066201206	DETROIT URBAN RAT CONTROL PROJECT	10	275799	65600	6560.0

APPROVED EDA TITLE X PROJECTS FOR ROUNDS I AND II
SORTED BY EDA PROJECT ID WITHIN ROUND

RND	EDA PROJECT IDENT	SHORT TITLE OF PROJECT	EST NUMB EMPL	REQUESTED TOTAL FUNDS	REQUESTED TITLE X FUNDS	TITLE X COST PER EMPLOYEE
I	066201212	JEWISH VOCATIONAL CENTER	350	350000	250000	714.3
I	066201251	REPLACE ROOFING	15	52216	52216	3481.1
I	073100258	CREATION OF A MINI-PARK	15	185000	150000	10000.0
I	073100259	MARINE RELATED BUILDING, STORAGE, AND SUPPLY STORE	52	500000	400000	7692.3
I	073100261	6500 SQUARE FOOT THEATER	40	500000	500000	12500.0
I	073100262	LASSEN MEMORIAL HOSPITAL	46	300000	250000	5434.8
I	073100264	PARKS REFURBISHMENT	40	197500	197500	4937.5
I	073100265	COMMUNITY SERVICES AND VOCATIONAL TRAINING CENTER	45	941033	500000	11111.1
I	073100267	STOCKTON CITY HALL ANNEX	50	300000	160000	3200.0
I	073100269	MEYERS STREET SEWER INTERCEPTOR	35	120000	60000	1714.3
I	073100270	STREAM BANK PROTECTION	20	200000	100000	5000.0
I	073100271	RESERVATION BEAUTIFICATION	20	120000	120000	6000.0
I	073100272	CONCRETE COVER ON FLOOD CONTROL CHANNEL	65	275000	137500	2115.4
I	073100273	PARKWAY TREE MAINTENANCE AND GRAFFITI REMOVAL	47	205000	195000	4148.9
I	073100329	MAIN STREET LANDSCAPING AND REHABILTATION	45	700000	300000	6666.7
I	073100335	DEVELOP FIVE SOFTBALL PLAYING FIELDS, RESTROOMS, ETC.	20	223332	191332	9566.6
I	073100415	RANGE IMPROVEMENT	30	150000	150000	5000.0
I	073100535	PUBLIC PARKS	8	102459	102459	12807.4
I	073100536	COUNTY COMMUNITY FACILITIES IMPROVEMENTS	50	695000	347500	6950.0
I	073100538	PARK IMPROVEMENTS + RENOVATION	64	485000	388000	6062.5
I	073100560	WATER SUPPLY LINE	60	317000	296000	4933.3
I	073100562	FAIRGROUNDS IMPROVEMENTS	40	116100	116100	2902.5
I	073100591	WATER AND SEWER SITE PREPARATION	30	100000	100000	3333.3
I	073100592	STREET REPAIR FOR 5 VILLAGES; ONE AIRPORT RUNWAY CONST	42	455000	364000	8666.7
I	073100598	RECLAMATION PROJECT	29	169700	169700	5851.7
I	073100599	FENCE MAINTENANCE	120	264900	264900	2207.5
I	073101264	TREE PLANTING	15	75000	60000	4000.0
I	073101265	CONSTRUCT 10-ACRE NEIGHBORHOOD PARK	15	125000	100000	6666.7
I	076100090	DAM MAINTENANCE	45	456500	415000	9222.2
I	076100091	REPAIR AND RENOVATION OF RECRUIT TRAINING BARRACKS	50	1000000	1000000	20000.0
I	076100092	RECREATION AND RESOURCE IMPROVEMENTS	68	829400	754000	11088.2
I	076100093	RECREATION AND RESOURCE IMPROVEMENTS	30	330000	300000	10000.0
I	076100094	WILDLIFE, REFORESTATION, AND ARCHAEOLOGICAL WORK	76	449900	409000	5381.6
I	076100098	RECREATION AND RESOURCE IMPROVEMENTS	25	127600	116000	4640.0
I	076100099	RECREATION AND RESOURCE IMPROVEMENTS.	33	440000	400000	12121.2
I	076100111	GENERAL MAINTENANCE	10	81400	74000	7400.0
I	076100124	FOREST PROTECTION + MANAGEMENT	45	250000	250000	5555.6
I	076100125	FOREST PROTECTION + MANAGEMENT	45	291500	291500	6477.8
I	076100127	FOREST PROTECTION AND MANAGEMENT	20	102000	100000	5000.0
I	076100128	FOREST PROTECTION + MANAGEMENT	75	410000	400000	5333.3
I	076100129	FOREST PROTECTION + MANAGEMENT	50	405000	400000	8000.0
I	076100130	FOREST PROTECTION + MANAGEMENT	15	103000	100000	6666.7
I	076100131	FOREST PROTECTION + MANAGEMENT	30	204000	200000	6666.7
I	076100132	FOREST PROTECTION + MANAGEMENT	25	101000	100000	4000.0
I	076100133	FOREST PROTECTION + MANAGEMENT	110	410000	400000	3636.4
I	076100134	FOREST PROTECTION + MANAGEMENT	25	202000	200000	8000.0
I	076100135	FOREST PROTECTION + MANAGEMENT	25	103000	100000	4000.0
I	076100136	TIMBER MANAGEMENT RESEARCH	23	260000	250000	10869.6
I	076100137	FOREST PROTECTION + MANAGEMENT	30	202000	200000	6666.7

APPROVED EDA TITLE X PROJECTS FOR ROUNDS I AND II
SORTED BY EDA PROJECT ID WITHIN ROUND

RND	EDA PROJECT IDENT	SHORT TITLE OF PROJECT	EST NUMB EMPL	REQUESTED TOTAL FUNDS	REQUESTED TITLE X FUNDS	TITLE X COST PER EMPLOYEE
I	076100138	FOREST PROTECTION + MANAGEMENT	15	101000	100000	6666.7
I	076100139	FOREST PROTECTION + MANAGEMENT	25	201000	200000	8000.0
I	076100140	FOREST PROTECTION + MANAGEMENT	57	410000	400000	7017.5
I	076100141	FOREST PROTECTION + MANAGEMENT	25	203000	200000	8000.0
I	076100147	FOREST PROTECTION + MANAGEMENT	20	78800	78800	3940.0
I	076100148	FOREST PROTECTION + MANAGEMENT	8	22500	22500	2812.5
I	076100153	FOREST PROTECTION + MANAGEMENT	6	57500	50000	8333.3
I	076100157	FOREST PROTECTION + MANAGEMENT	22	230000	200000	9090.9
I	076100158	FOREST PROTECTION + MANAGEMENT	38	345000	300000	7894.7
I	076100159	FOREST PROTECTION + MANAGEMENT	22	230000	200000	9090.9
I	076100160	FOREST PROTECTION + MANAGEMENT	11	115000	100000	9090.9
I	076100161	FOREST PROTECTION + MANAGEMENT	11	115000	100000	9090.9
I	076100162	FOREST PROTECTION + MANAGEMENT	2	17250	15000	7500.0
I	076100163	FOREST PROTECTION + MANAGEMENT	133	345000	300000	2255.6
I	076100164	FOREST PROTECTION A MANAGEMENT	19	172500	150000	7894.7
I	076100165	FOREST PROTECTION + MANAGEMENT	13	115000	100000	7692.3
I	076100168	FOREST PROTECTION AND MANAGEMENT	15	81770	81770	5451.3
I	076100188	FOREST PROTECTION + MANAGEMENT	45	528000	480000	10666.7
I	076100199	FOREST PROTECTION + MANAGEMENT	33	345000	300000	9090.9
I	076100200	FOREST PROTECTION + MANAGEMENT	11	115000	100000	9090.9
I	076100201	FOREST PROTECTION + MANAGEMENT	6	57500	50000	8333.3
I	076100202	FOREST PROTECTION + MANAGEMENT	6	57500	50000	8333.3
I	076100203	FOREST PROTECTION + MANAGEMENT	11	115000	100000	9090.9
I	076100204	FOREST PROTECTION + MANAGEMENT	28	287500	250000	8928.6
I	076100228	FOREST PROTECTION + MANAGEMENT	10	50000	50000	5000.0
I	076100268	SNOW RESEARCH PROGRAM	4	43800	42000	10500.0
I	076100336	REPAIR AND IMPROVE GROUNDS	20	80000	80000	4000.0
I	076100726	GROUNDS IMPROVEMENT	90	45000	45000	500.0
I	076100731	GROUNDS IMPROVEMENT	142	71000	71000	500.0
I	076100732	GENERAL IMPROVEMENTS	100	54000	54000	540.0
I	076100735	GROUNDS IMPROVEMENTS & PAINTING GTR	180	90000	90000	500.0
I	076100745	NAVAJO ROAD MAINTENANCE.	23	155000	155000	6739.1
I	076100757	SO. CALIFORNIA AGENCY ROAD MAINTENANCE.	3	14000	14000	4666.7
I	076100758	HOOPA ROAD MAINTENANCE.	3	11000	11000	3666.7
I	076100759	CENTRAL CALIFORNIA AGENCY ROAD MAINTENANCE	3	11000	11000	3666.7
I	076100760	FORT HALL ROADS MAINTENANCE	4	30000	30000	7500.0
I	076100761	COLVILLE ROADS MAINTENANCE	5	30000	30000	6000.0
I	076100762	MORTHERN IDAHO RESERVATION ROADS MAINTENANCE	2	12000	12000	6000.0
I	076100763	FORT APACHE ROADS MAINTENANCE	12	60500	60500	5041.7
I	076100764	HAVASUPI ROADS MAINTENANCE	7	30000	30000	4285.7
I	076100846	REHAB OF GROUNDS AT GOLDEN GATE NRA	16	100000	100000	6250.0
I	076100847	CLEANUP SHORELINE FOR LAKE MEAD NRA	21	33000	33000	1571.4
I	076100848	WILDERNESS AREA RESTORATION FOR POINT REYES	3	10000	10000	3333.3
I	076100856	HAZARD REDUCTION	50	350000	350000	7000.0
I	076100857	FOREST DEVELOPMENT	12	70400	70400	5866.7
I	076100858	VISITOR CONTROL & CAMPGROUND MAINTENANCE	11	60800	60800	5527.3
I	076100865	RECREATION & FOREST MAINTENANCE	10	60000	60000	6000.0
I	076100866	RECREATION & FOREST MAINTENANCE	15	90000	90000	6000.0
I	076100874	RECREATION AND FOREST MAINTENANCE	5	30000	30000	6000.0

APPROVED EDA TITLE X PROJECTS FOR ROUNDS I AND II
SORTED BY EDA PROJECT ID WITHIN ROUND

RND	EDA PROJECT IDENT	SHORT TITLE OF PROJECT	EST NUMB EMPL	REQUESTED TOTAL FUNDS	REQUESTED TITLE X FUNDS	TITLE X COST PER EMPLOYEE
I	076100876	RECREATION AND FOREST MAINTENANCE	5	30000	30000	6000.0
I	076100877	FOREST THINNING	8	50000	50000	6250.0
I	076100878	RANGE MANAGEMENT	15	93800	93800	6253.3
I	076100879	RANGE MANAGEMENT	3	13400	13400	4466.7
I	076100880	RANGE MANAGEMENT	5	26800	26800	5360.0
I	076100883	DESERT NATIONAL WILDLIFE RANGE	6	30000	30000	5000.0
I	076100893	COLUMBIA NWR	12	56000	56000	4666.7
I	076100895	KENAI NATIONAL MOOSE RANGE	15	120000	120000	8000.0
I	076100899	TULE LAKE NWR	7	40000	40000	5714.3
I	076100959	REPAIR AND IMPROVEMENT TO IHS HEALTH CENTER	8	19500	15000	1875.0
I	076100960	INDIAN HEALTH STATION REPAIRS AND RENOVATION	5	12500	10000	2000.0
I	076100961	REPAIR AND IMPROVEMENT TO IHS HOSPITAL FACILITY	90	225000	180000	2000.0
I	076100962	MINOR REPAIRS TO INDIAN HEALTH CENTER	5	12500	10000	2000.0
I	076100964	REPAIR AND ALTERATION TO IHS HOSPITAL FACILITY	35	87000	70000	2000.0
I	076100965	INDIAN HEALTH HOSPITAL REPAIRS AND RENOVATIONS	41	101000	81000	1975.6
I	076100966	REPAIR AND IMPROVEMENT TO IHS HOSPITAL AND QUARTERS	50	125000	100000	2000.0
I	076100967	REROOF AND INSULATE IHS QUARTERS	8	21500	17000	2125.0
I	076100981	REPAIR AND IMPROVEMENTS TO IHS QUARTERS	20	50000	40000	2000.0
I	076100982	INDIAN HEALTH CENTER REPAIRS	14	33500	27000	1928.6
I	076100983	INDIAN HEALTH HOSPITAL REPAIRS AND RENOVATIONS	47	117000	94000	2000.0
I	076100997	MINOR REPAIRS TO INDIAN HEALTH CENTER	3	8000	6000	2000.0
I	076100998	REPAIR AND IMPROVEMENT TO IHS HOSPITAL FACILITY	8	19000	15000	1875.0
I	076100999	REPAIRS AND IMPROVEMENTS TO IHS HOSPITAL AND QUARTERS	49	120000	97000	1979.6
I	076101000	REPAIR AND IMPROVEMENTS TO IHS HOSP FAC & QUARTERS	76	190000	152000	2000.0
I	076101001	INDIAN HEALTH HOSPITAL REPAIRS AND RENOVATIONS	15	37500	30000	2000.0
I	076101002	INDIAN HEALTH CENTER REPAIRS AND RENOVATIONS	25	62000	50000	2000.0
I	076101003	INDIAN HEALTH STATION REPAIRS	5	12000	9000	1800.0
I	076101004	INDIAN SCHOOL HEALTH CENTER REPAIRS AND RENOVATION	25	62500	50000	2000.0
I	076101005	INDIAN HEALTH HOSPITAL REPAIRS AND IMPROVEMENTS	110	275000	220000	2000.0
I	076101006	REPAIR IHS QUARTERS	12	29000	23000	1916.7
I	076101013	REPAIR AND IMPROVEMENTS TO IHS HEALTH CENTER AND QUARTERS	5	12500	10000	2000.0
I	076101014	REPAIR AND IMPROVEMENT - IHS HEALTH CENTER	8	18500	15000	1875.0
I	076101015	REPAIR AND IMPROVEMENTS TO IHS HEALTH CENTER	6	15000	12000	2000.0
I	076101016	INDIAN HEALTH CENTER REPAIRS AND IMPROVEMENTS	8	19000	15000	1875.0
I	076101018	REPAIR AND IMPROVE IHS QUARTERS	5	12500	10000	2000.0
I	076101059	REPAIR AND IMPROVEMENTS TO IHS HEALTH CENTER	5	12500	10000	2000.0
I	076200073	THURSTON J.O.P. ADMINISTRATIVE SUPPORT	2	12540	11000	5500.0
I	076200089	RECREATION AND RESOURCE IMPROVEMENTS.	25	292600	266000	10640.0
I	076200119	GENERAL ASSISTANCE IN LABORATORY RESEARCH, ESPECIALLY ENERGY RESEAR	153	1607212	1607212	10504.7
I	076200120	INDUSTRIAL SAFETY + FIRE PROTECTION TRAINING	10	134532	134532	13453.2
I	076200213	FOREST PROTECTION + MANAGEMENT	18	80000	67200	3733.3
I	076200214	FOREST PROTECTION + MANAGEMENT	42	190000	159600	3800.0
I	076200215	FOREST PROTECTION + MANAGEMENT	14	80700	64700	4621.4
I	076200216	FOREST PROTECTION + MANAGEMENT	14	80700	64700	4621.4
I	076200217	FOREST PROTECTION + MANAGEMENT	14	80700	64700	4621.4
I	076200289	NAVAJO COMMUNITY COLLEGE BEAUTIFICATION PROJECT	20	100000	100000	5000.0
I	076200290	NAVAJO COUNTY COMMUNITY PROGRAM	15	100000	100000	6666.7
I	076200292	SARA PARK PROJECT	45	308000	308000	6844.4
I	076200293	HUALAPAI DOLL FACTORY EXPANSION	20	100000	100000	5000.0

APPROVED EDA TITLE X PROJECTS FOR ROUNDS I AND II
SORTED BY EDA PROJECT ID WITHIN ROUND

RND	EDA PROJECT IDENT	SHORT TITLE OF PROJECT	EST NUMB EMPL	REQUESTED TOTAL FUNDS	REQUESTED TITLE X FUNDS	TITLE X COST PER EMPLOYEE
I	076200294	COMMUNITY IMPROVEMENT PROJECT - FORT DEFIANCE	60	200000	200000	3333.3
I	076200330	OKANOGAN FOREST IMPROVEMENT PROJECT J.O.P.	18	123120	108000	6000.0
I	076200331	LEWIS FOREST IMPROVEMENT PROJECT J.O.P.	20	133380	117000	5850.0
I	076200332	KLICKITAT FOREST IMPROVEMENT PROJECT J.O.P.	19	132240	116000	6105.3
I	076200333	SKAMAMIA FOREST IMPROVEMENT PROJECT J.O.P.	18	123120	108000	6000.0
I	076200334	PACIFIC FOREST IMPROVEMENT PROJECT J.O.P.	18	123120	108000	6000.0
I	076200337	OLYMPIC VIEW INDUSTRIAL PARK BEAUTIFICATION	11	44320	35456	3223.3
I	076200338	GRAYS HARBOR FOREST IMPROVEMENT PROJECT J.O.P.	18	123120	108000	6000.0
I	076200537	FORT STEVENS STATE PARK RESTORATION	33	427500	200000	6060.6
I	076200561	IDAHO FORESTRY AND CONSERVATION PROJECT	130	540000	450000	3461.5
I	076200736	LONE PINE FENCING PROJECT	3	5000	3000	1000.0
I	076200740	LIVESTOCK HANDLING FACILITIES	24	27000	27000	1125.0
I	076200742	RANGE RESOURCE LAND FENCING	20	90173	75173	3758.6
I	076200775	OREGON NORTHERN COLUMBIA RIVER BASIN IRRIGATION SYSTEM DEV. PROJECT	25	503419	233419	9336.8
I	076200776	ACCELERATED INTENSIVE FOREST MANAGEMENT PRACTICES	35	410347	273884	7825.3
I	076200814	SPECIAL TENANT EMPLOYMENT PROGRAM [STEP]	25	198000	198000	7920.0
I	076200818	NATIONAL MAPPING PROGRAM	7	125000	125000	17857.1
I	076200845	REPLACE CHAIN AND RAIL SUPPORT FOR FT POINT	5	30000	30000	6000.0
I	076200849	RESURFACE BADGES PASS ROAD AT YOSEMITE	11	55000	55000	5000.0
I	076200851	FORT VANCOUVER NHS	9	65000	65000	7222.2
I	076200852	NORTH CASCADES NP	24	148000	148000	6166.7
I	076200853	WHITMAN MISSION NHS	6	25000	25000	4166.7
I	076200855	ENHANCEMENT OF TIMBER & GRASS & SHRUB AREA	35	184800	184800	5280.0
I	076200889	WINTHROP NATIONAL FISH HATCHERY	48	563000	563000	11729.2
I	076200898	QUINAULT NATIONAL FISH HATCHERY	15	190000	190000	12666.7
I	076200936	RENOVATION BUILDING	97	254000	93600	964.9
I	076200950	FORT APACHE FOREST IMPROVEMENT	43	449000	449000	10441.9
I	076201026	NAVAJO EXPO 76 BUILDING PROGRAM	240	120000	120000	500.0
I	076201034	PLANTING BICENTENNIAL EVERGREENS	10	100000	100000	10000.0
I	076201092	SAN JOSE JCC - TITLE X	18	101500	101500	5638.9
I	076201094	PHOENIX JCC - TITLE X	80	340000	340000	4250.0
I	076201097	PORTLAND JCC TITLE X	6	48000	48000	8000.0
I	076201122	MUOMOMI SHORELINE PARK RECLAMATION (C-20)	21	30000	25000	1190.5
I	076201123	WEED CONTROL STREAMBANK & ROAD STABILIZATION RANGE MANAGEMENT	20	176600	176600	8830.0
I	076201150	RECREATION DEVELOPMENT	160	320000	320000	2000.0
I	076201155	STREAM CHANNEL CLEANUP	10	16000	16000	1600.0
I	076201156	PARK IMPROVEMENT	30	81800	74300	2476.7
I	076201157	STREAM BANK CLEANUP OUTDOOR CLASSROOM & RECREATION DEVELOPMENT	88	252000	252000	2863.6
I	076201164	WILLOW PLANTINGS FOR STREAMBANK PROTECTION	120	255000	255000	2125.0
I	076201165	EROSION CONTROL AND VEGETATIVE MANAGEMENT	100	337500	337500	3375.0
I	076201202	MISCELLANEOUS WORK	36	106200	106200	2950.0
I	076201231	AGRICULTURE VEGETATIVE RESEARCH PROGRAM	23	640000	120000	5217.4
I	076201232	PLANT MATERIALS CENTER DEVELOPMENT AND IMPROVEMENT	18	466600	175000	9722.2
I	076201248	REPLACE ROOFING	10	57686	57686	5768.6
I	076201249	REPLACE ROOFING	15	75261	75261	5017.4
I	083100010	PLAZA REDEVELOPMENT	29	200000	200000	6896.6
I	083100021	WATER SUPPLY AND DRAINAGE IMPROVEMENT	22	140000	112000	5090.9
I	083100274	WIDENING GRADE CHANGES AND DRAINAGE TO 3 MILES OF COUNTY ROAD.	40	90000	72000	1800.0
I	083100283	PARKS IMPROVEMENT	30	100000	80000	2666.7

APPROVED EDA TITLE X PROJECTS FOR ROUNDS I AND II
SORTED BY EDA PROJECT ID WITHIN ROUND

RND	EDA PROJECT IDENT	SHORT TITLE OF PROJECT	EST NUMB EMPL	REQUESTED TOTAL FUNDS	REQUESTED TITLE X FUNDS	TITLE X COST PER EMPLOYEE
I	083100285	DEVELOP RECREATION FACILITIES; ROADS; TENNIS COURTS; PAVILLIONS	40	250000	250000	6250.0
I	083100287	ROAD IMPROVEMENTS AND DRAINAGE	45	80000	64000	1422.2
I	083100363	FREEWAY COMMUNITY CENTER	62	300000	240000	3871.0
I	083100364	BUILDING RENOVATIONS AND RIVERWALK IMPROVEMENTS	45	602000	482000	10711.1
I	083100365	BIKE TRAILS AND STREETS	87	650000	520000	5977.0
I	083100366	SIDEWALKS, PARK, AND STORM DRAINAGE	45	355000	284000	6311.1
I	083100367	CITY PARK	20	175000	140000	7000.0
I	083100531	OKMULGEE ENVIRONMENTAL PROJECT	58	260000	208000	3586.2
I	083100532	HENRYETTA NEIGHBORHOOD PARK IMPROVEMENTS	25	125000	100000	4000.0
I	083100533	BARREN FORK FLOOD PREVENTION AND RECREATION PROJECT	50	360000	360000	7200.0
I	083100534	HOLDENVILLE DRAINAGE IMPROVEMENTS	21	200000	160000	7619.0
I	083100602	COMPLETION OF TOURISM/RECREATION + CULTURAL FACILITY	35	128000	128000	3657.1
I	083100606	ADOBE BRICKMAKING	10	100000	100000	10000.0
I	083100629	CONSTRUCTION OF BOAT RAMPS AND CLEARING LAKE	46	60000	48000	1043.5
I	083100635	RENOVATION OF OLD BANK BUILDING AND DEVELOPMENT OF PARK	25	100000	80000	3200.0
I	083100636	CONSTRUCTION OF DRAINAGE FACILITIES TO ALLEVIATE FLOODING	50	150000	120000	2400.0
I	083100637	REPAIR AND INSTALL SIDEWALKS IN MINORITY AREA	60	70000	56000	933.3
I	083100638	CLEARING OF TREES AND BRUSH AND REPAIR CULVERTS	50	84000	70000	1400.0
I	083100639	DEVELOPMENT OF PARKS AND PLANTING OF NATURE GROUNDS	70	225000	180000	2571.4
I	083100653	REPAIRS TO PARISH COLISEUM	50	95000	76000	1520.0
I	083100654	RENOVATION OF THREE COMMUNITY CENTERS	11	80000	64000	5818.2
I	083100667	CONSTRUCTION OF SIDEWALKS AND RECREATION PARKS--MINORITY AREA	134	290000	232000	1731.3
I	086100102	FORESTRY, WILDLIFE + RECREATION IMPROVEMENTS	41	330000	300000	7317.1
I	086100103	FORESTRY, WILDLIFE MANAGEMENT, GROUNDS AND TRAIL MAINTENANCE	30	440000	400000	13333.3
I	086100104	RECREATION AND RESORCIES IMPROVEMENTS	120	660000	600000	5000.0
I	086100166	FOREST PROTECTION + MANAGEMENT	94	913000	830000	8829.8
I	086100167	FOREST PROTECTION + MANAGEMENT	13	121000	110000	8461.5
I	086100193	FOREST PROTECTION + MANAGEMENT	3	11936	10379	3459.7
I	086100498	REPAIR AND IMPROVE GROUNDS	20	65000	65000	3250.0
I	086100500	FOREST PROTECTION + MANAGEMENT	65	627000	570000	8769.2
I	086100725	GROUNDS IMPROVEMENT	110	55000	55000	500.0
I	086100734	REPAIR FENCES, ROOF, & GENERAL CLEAN-UP	40	25000	25000	625.0
I	086100739	RANGE LAND FENCING	20	60000	45000	2250.0
I	086100744	CHOCTAW ROAD MAINTENANCE	3	7000	7000	2333.3
I	086100746	MESCALERO ROADS MAINTENANCE	6	22500	22500	3750.0
I	086100747	NAVAJO ROAD MAINTENANCE PROJECT.	8	50000	50000	6250.0
I	086100748	NAVAJO ROAD MAINTENANCE	15	100000	100000	6666.7
I	086100752	PAWNEE AGENCY ROAD MAINTENANCE	3	12050	12050	4016.7
I	086100753	SHAWNEE AGENCY ROAD MAINTENANCE =2	3	11450	11450	3816.7
I	086100754	SHAWNEE AGENCY ROADS MAINTENANCE	4	16500	16500	4125.0
I	086100755	JICARILLA ROADS MAINTENANCE	6	22500	22500	3750.0
I	086100834	FORT UNION NATIONAL MONUMENT	20	71000	71000	3550.0
I	086100835	PECOS NATIONAL MONUMENT	10	29000	29000	2900.0
I	086100860	EROSION CONTROL	12	30000	30000	2500.0
I	086100861	EROSION CONTROL	27	77000	77000	2851.9
I	086100862	RECREATION MAINTENANCE	2	8000	8000	4000.0
I	086100863	RECREATION MAINTENANCE	13	70000	70000	5384.6
I	086100864	RECREATION MAINTENANCE	13	65000	65000	5000.0
I	086100894	SANTA ANA NWR	13	70000	70000	5384.6

APPROVED EDA TITLE X PROJECTS FOR ROUNDS I AND II
SORTED BY EDA PROJECT ID WITHIN ROUND

RND	EDA PROJECT IDENT	SHORT TITLE OF PROJECT	EST NUMB EMPL	REQUESTED TOTAL FUNDS	REQUESTED TITLE X FUNDS	TITLE X COST PER EMPLOYEE
I	086100904	LAGUNA ATASCOSA NWR	17	98000	98000	5764.7
I	086100988	REPAIR & IMPROVEMENT TO IHS HOSPITAL FACILITY	148	369000	295000	1993.2
I	086100989	REPAIR AND IMPROVEMENT TO IHS HOSPITAL FACILITY	40	100000	80000	2000.0
I	086101020	INDIAN HEALTH HOSPITAL REPAIRS AND RENOVATION	60	150000	120000	2000.0
I	086101048	RESTORATION OF HISTORICAL LAFAYETTE SQUARE	25	100000	100000	4000.0
I	086101049	OLD GUADALUPE CHURCH BICENTENNIAL RESTORATION PROJECT	22	168544	168544	7661.1
I	086101050	INDIAN HEALTH HOSPITAL REPAIRS AND RENOVATIONS	13	31000	25000	1923.1
I	086101235	MIGRANT HEALTH PROGRAM	3	21000	21000	7000.0
I	086200218	FOREST PROTECTION + MANAGEMENT	6	20000	10000	1666.7
I	086200275	MULTIPLE IMPROVEMENT PROJECT	10	65000	52000	5200.0
I	086200276	IZARD COUNTY REPAIR, MAINTENANCE + IMPROVEMENT TASK FORCE	10	60000	48000	4800.0
I	086200277	BENTON COUNTY ROAD IMPROVEMENTS	15	98400	82000	5466.7
I	086200279	WAR MEMORIAL PARK BEAUTIFICATION + DEVELOPMENT	15	125000	100000	6666.7
I	086200280	JONESBORO CREEK CLEARANCE	33	93750	75000	2272.7
I	086200281	MILL CREEK DRAINAGE PROJECT	15	75000	60000	4000.0
I	086200282	WARREN PARK DEVELOPMENT	9	60000	48000	5333.3
I	086200497	FOREST RESOURCE SURVEY	11	43200	43200	3927.3
I	086200499	PROVIDE CUSTODIAL SERVICES	40	308000	308000	7700.0
I	086200501	CUBA CITY MUNICIPAL BUILDING	20	184000	184000	9200.0
I	086200502	NAVAJO LAKE RECREATION	16	131285	131285	8205.3
I	086200503	INHALATION RESEARCH	89	590100	562000	6314.6
I	086200504	HERON LAKE RECREATION PROJECT	16	124721	124721	7795.1
I	086200505	STORRIE LAKE RECREATION PROJECT	16	114226	114226	7139.1
I	086200529	MCCURTAIN FOREST HERITAGE CENTER	50	500000	400000	8000.0
I	086200530	ATOKA DOWNTOWN RENEWAL PROJECT	85	266000	196000	2305.9
I	086200565	TRAIL SYSTEM	13	125000	100000	7692.3
I	086200566	CONSTRUCTION OF HIGHWAY RECREATIONAL FACILITES	20	108000	90000	4500.0
I	086200567	DAY CARE CENTERS, PLAY AREAS	19	108000	90000	4736.8
I	086200601	KISATCHIE - DELTA TRAIL NETWORK	12	108421	50836	4236.3
I	086200626	TENSAS PARISH SOLID WASTE SYSTEM START-UP	10	46000	36800	3680.0
I	086200627	FARMERVILLE TOWN BETTERMENT PROGRAM	5	46280	37024	7404.8
I	086200628	TOWN OF CLARKS DRAINAGE IMPROVEMENT PROJECT	5	50000	40000	8000.0
I	086200630	WARD I SOUTH FIRE STATION	15	100000	80000	5333.3
I	086200633	ST. JOSEPH DRAINAGE IMPROVEMENT	4	30000	24000	6000.0
I	086200634	DELHI IMPROVEMENT PROGRAM	3	15000	12000	4000.0
I	086200640	NATCHITOCHES PARISH ROAD IMPROVEMENT	30	50000	40000	1333.3
I	086200641	RICHLAND PARISH SOLID WASTE SYSTEM START-UP	10	62300	49840	4984.0
I	086200642	MONROE PUBLIC WORKS IMPROVEMENT PROGRAM 2	13	50000	40000	3076.9
I	086200643	RECREATION FACILITY FOR THE VILLAGE OF TALLULAH	50	248000	165000	3300.0
I	086200645	RAYVILLE PARK IMPROVEMENTS	2	7700	6160	3080.0
I	086200646	UNION PARISH ROAD SIGN PROGRAM	9	68120	54000	6000.0
I	086200647	MADISON JAIL DEMOLITION	20	45000	14400	720.0
I	086200648	TOWN OF BASILLE, PUBLIC DRAINAGE IMPROVEMENTS	7	30000	24000	3428.6
I	086200649	POVERTY POINT AREA BEAUTIFICATION PROGRAM	20	81250	65000	3250.0
I	086200650	MONROE FARMERS MARKET	8	28125	22500	2812.5
I	086200651	BASTROP DRAINAGE AND SIDEWALK IMPROVEMENT PROJECT	9	40000	32000	3555.6
I	086200652	LE COMPTE SIDEWALK AND DRAINAGE IMPROVEMENTS	10	231000	20000	2000.0
I	086200741	RANGE FENCING	12	19000	12500	1041.7
I	086200743	RANGE FENCING & EROSION CONTROL WORKS.	60	61450	40000	666.7

APPROVED EDA TITLE X PROJECTS FOR ROUNDS I AND II
SORTED BY EDA PROJECT ID WITHIN ROUND

RND	EDA PROJECT IDENT	SHORT TITLE OF PROJECT	EST NUMB EMPL	REQUESTED TOTAL FUNDS	REQUESTED TITLE X FUNDS	TITLE X COST PER EMPLOYEE
I	086200815	SPECIAL TENANT EMPLOYMENT PROGRAM [STEP]	8	66000	66000	8250.0
I	086200952	WILDERNESS CLEANUP	4	3575	3575	893.7
I	086200953	SANTA CLARA HAZARD REDUCTION	14	24832	24832	1773.7
I	086200956	WATERSHED PROTECTION	13	47920	47920	3686.2
I	086201033	CONSTRUCTION OF AN AMPHITHEATERE MUSEUM LIBRARY	125	367699	100000	800.0
I	086201146	ROADSIDE EROSION CONTROL	100	125000	110000	1100.0
I	086201148	CRITICAL AREA TREATMENT ROADSIDE EROSION CONTROL	25	40000	37500	1500.0
I	086201149	MAINTENANCE OF OLMOTIS GRACIAS CREEKS STRUCTURE	4	2000	1600	400.0
I	096201160	REHABILITATE STRIP MINE AREA	30	40000	40000	1333.3
I	086201161	PARK AND RECREATIONAL AREA LANDSCAPING	25	28000	28000	1120.0
I	086201162	PARK AND RECREATION AREA LANDSCAPING	25	28000	28000	1120.0
I	086201163	NEWTON COUNTY EROSION CONTROL	3	8500	8500	2833.3
I	086201174	PARK DEVELOPMENT AND EROSION CONTROL	10	82400	82400	8240.0
I	086201175	STAKEOUT WATERSHED PROJECT	6	10000	10000	1666.7
I	996201213	COMPUTER TRAINING	1250	1250000	150000	120.0
******		SUBTOTALS FOR - RND = I	27929	173870710	123849980	********

APPROVED EDA TITLE X PROJECTS FOR ROUNDS I AND II
SORTED BY EDA PROJECT ID WITHIN ROUND

RND	EDA PROJECT IDENT	SHORT TITLE OF PROJECT	EST NUMB EMPL	REQUESTED TOTAL FUNDS	REQUESTED TITLE X FUNDS	TITLE X COST PER EMPLOYEE
II	013102006	MODERNIZATION OF CITY HALL	30	420000	320000	10666.7
II	013102008	MUNICIPAL WATER IMPROVEMENTS	125	934000	500000	4000.0
II	013102009	CARMEL HOMES AND INTERIORS	60	625000	500000	8333.3
II	013102015	ELK COUNTY PUBLIC WORKS REFURBISHING CAMPAIGN	62	625000	500000	8064.5
II	013102018	GENERAL REHABILITATION. EXTENSION OF WARD AND ALTERATIONS OF HOSPIT	31	308000	246400	7948.4
II	013102024	RENOVATION OF LACKAWANNA COUNTY COURTHOUSE	120	1450000	500000	4166.7
II	013102027	VALLEY INDUSTRIAL PARK	25	195000	156000	6240.0
II	013102029	RENOVATION AND REMODELING OF CITY HALL	20	500000	325000	16250.0
II	013102031	ALLINGTOWN COMMUNITY CENTER [NEIGHBORHOOD FACILITY]	45	500000	255000	5666.7
II	013102035	RENOVATIONS TO TOWN HALL	100	729778	589778	5897.8
II	013102036	5TH AVE SCHOOL REHABILITATION	28	425000	340000	12142.9
II	013102040	INDUSTRIAL STREET IMPROVEMENT	62	900000	500000	8064.5
II	013102048	NIAGARA SQUARE BEAUTIFICATION PROJECT	53	550000	440000	8301.9
II	013102060	UP-GRADE 28 PUBLIC BUILDINGS	25	155000	124000	4960.0
II	013102063	LANDSCAPE CITY ZOO + 20 CITY SCHOOLS	30	360000	288000	9600.0
II	013102065	REPAIRS AND IMPROVEMENTS TO COURTHOUSE, JAIL, SIDEWALKS, ETC.	60	140000	112000	1866.7
II	013102066	RENOVATION OF RAVENSWOOD COMMUNITY CENTER	50	300000	240000	4800.0
II	013102067	RENOVATION OF RIPLEY COMMUNITY CENTER	50	226750	181400	3628.0
II	013102069	COMMUNITY IMPROVEMENTS, PROPERTIES OWNED BY CITY	29	204500	163600	5641.4
II	013102070	EMPLOY LABOR TO INSTALL SEWER COLLECTION LINE	35	250000	200000	5714.3
II	013102073	CONST OF DAM, INTAKE STRUCTURE AND PUMPING STA AT JACAGUAR RIVER AN	25	320000	256000	10240.0
II	013102079	RENOVATION SENIOR CENTER	50	648000	200000	4000.0
II	013102080	NORTHWEST INDUSTRIAL PARK - SITE WORK	21	123228	98583	4694.4
II	013102081	TREMONT DAM	45	500000	400000	8888.9
II	013102082	REPAIRS OF MUNICIPAL BUILDING	55	350000	280000	5090.9
II	013102083	STREET AND SIDEWALK SURFACE IMPROVEMENTS IN THE WATERFRONT HISTORIC	56	481395	385116	6877.1
II	013102084	@NEW LIFE FOR OLD BUILDINGS@	25	150000	125000	5000.0
II	013102085	SEWER MAIN EXTENSIONS	72	6300230	5100230	70836.5
II	013102086	STATE PIER RECONSTRUCTION	24	200000	160000	6666.7
II	013102093	RESTORATION OF STREETS + RIGHTS-OF-WAY OF HYNDMAN BORO	29	337693	300000	10344.8
II	013102099	REPAIRS AND RENOVATIONS TO PUBLIC BUILDINGS	20	300000	240000	12000.0
II	013102100	BAKER STREET DRAINAGE PROJECT	24	180000	144000	6000.0
II	01615002529	CLEAN DUCT WORK	5	25000	24000	4800.0
II	01615004129	REMOVE UNSAFE STRUCTURES	50	550000	550000	11000.0
II	01615006029	PAINT EXTERIOR BUILDINGS	6	105000	97000	16166.7
II	01615009929	PUERTO RICO NATIONAL CEMETERY MAINTENANCE PROGRAM	10	83200	83200	8320.0
II	01615015129	SCREENING + CODING OF MEDICATION PROFILES	3	28033	28033	9344.3
II	01615048394	TRAINING SITE IMPROVEMENT	16	131000	81000	5062.5
II	01615049394	REPAIR MFH BUILDINGS	30	205500	175500	5850.0
II	01615049594	EXTERIOR PAINTING OF BUILDINGS	20	278000	139000	6950.0
II	01615055504	MUNICIPAL DRAINAGE DITCH MAINTENANCE	27	110000	110000	4074.1
II	01615055704	SERVICES TO GERIATRIC MENTAL PATIENTS	38	388640	308640	8122.1
II	01615056204	BULLBEGGAR CREEK DRAINAGE IMPROVEMENT	22	80595	80595	3663.4
II	01615057204	PUNGOTEAGUE AREA DRAINAGE IMPROVEMENT	22	87560	87560	3980.0
II	01615058304	HUNTING CREEK DRAINAGE IMPROVEMENT	22	49760	49760	2261.8
II	01615058604	GUILFORD CREEK DRAINAGE IMPROVEMENT	22	77600	77600	3527.3
II	01615059004	MULTI-COMMUNITY WORK FORCE	42	300000	300000	7142.9
II	01615081851	BATH HOUSE IMPROVEMENTS ISLAND BEACH STATE PARK	60	840000	720000	12000.0
II	01615082251	NANTICOKE CITY RECREATION DEVELOPMENT PROJECT	60	600000	225000	3750.0

APPROVED EDA TITLE X PROJECTS FOR ROUNDS I AND II
SORTED BY EDA PROJECT ID WITHIN ROUND

RND	EDA PROJECT IDENT	SHORT TITLE OF PROJECT	EST NUMB EMPL	REQUESTED TOTAL FUNDS	REQUESTED TITLE X FUNDS	TITLE X COST PER EMPLOYEE
II	01615082451	SLATER PARK PICNIC AREA	60	219256	65777	1096.3
II	01615082551	CLIFF WALK RESTORATION	50	1000000	300000	6000.0
II	01615082651	WORLD WAR II VETERANS MEMORIAL PARK	35	375000	225000	6428.6
II	01615082751	IMPROVEMENTS TO CITY PARK-DEVELOPMENT OF TEN TOT TOTS	34	185600	55680	1637.6
II	01615082851	HARBOR VIEW TRAIL	15	255000	76500	5100.0
II	01615082951	GORTON:S POND SWIMMING AREA	18	96800	29040	1613.3
II	01615083051	BRIGGS FARM	19	110000	33000	1736.8
II	01615083251	LYLBURN DOWNING PARK	10	60000	33600	3360.0
II	01615084251	GLEN MAURY PARK PHASE III	25	216000	151200	6048.0
II	01615084551	FAIRYSTONE S.P. TRAIL DEV.	20	36120	28896	1444.8
II	01615086351	RECREATION AREA IMPROVEMENT AND UPGRADING	10	105000	105000	10500.0
II	01615086651	WHITE FARM DEVELOPMENT	25	150000	75000	3000.0
II	01615086851	SCHREIBER FARMSCHREIBER FARM PARK	80	750000	600000	7500.0
II	01615088051	PATAPSCO STATE PARK	21	201000	120600	5742.9
II	01615093151	HUMACAO RECREATIONAL AND VACATION CENTER	100	500000	400000	4000.0
II	01615097258	NATIONAL CAPITAL PARKS CENTRALIZED RESERVATION SYSTEM	55	400000	400000	7272.7
II	01615098358	GEORGE WASHINGTON BIRTHPLACE NAT MEMORIAL	6	25000	25000	4166.7
II	01615098458	FORT NECESSITY NATIONAL BATTLEFIELD	9	73000	73000	8111.1
II	01615102158	CLIVEDEN BARN RESTORATION	35	275000	137500	3928.6
II	01615103358	DOWNTOWN DEVELOPMENT AND PRESERVATION	6	80400	40200	6700.0
II	01615103658	BALTIMORE ENGINEERING HISTORIC SITES SURVEY	4	52000	26000	6500.0
II	01615103758	FAIRLEE MANOR CAMP HOUSE REHABILITATION STUDY	1	8000	4000	4000.0
II	01615103858	CUMBERLAND HISTORIC SITES SURVEY	3	15000	7500	2500.0
II	01615104158	CHESAPEAKE CITY HISTORIC SITES SURVEY	2	3000	1500	750.0
II	01615104258	HARFORD COUNTY HISTORIC SITES SURVEY	2	6000	3000	1500.0
II	01615105158	RESTORATION OF NEW YORK BOTANICAL GARDENS	25	350000	175000	7000.0
II	01615106458	CITYWIDE HISTORIC SURVEY+REHABILITATION ASSISTANCE	3	41760	20880	6960.0
II	01615107658	HISTORIC SITES SURVEY	2	10000	5000	2500.0
II	01615107858	TALBOT COUNTY HISTORIC SITES SURVEY	2	6000	3000	1500.0
II	01615107958	WESTERN MARYLAND HISTORIC SITES SURVEY	2	12000	6000	3000.0
II	01615109258	CAMBRIDGE HISTORIC SITES SURVEY	2	8000	4000	2000.0
II	01615109558	RI STATE-WIDE SURVEY. TOWN DOCUMENTS CARD CATALOGUE	2	20120	9785	4892.5
II	01615162603	MASS. NATIONAL GUARD TRAINING SITE CONSTRUCTION	70	513540	257540	3679.1
II	01615162803	SIGHT DISTANCE CLEARING	180	750000	750000	4166.7
II	01615163103	PUBLIC HEALTH FACILITIES IMPROVEMNTS	95	525502	446425	4699.2
II	01615164203	PUBLIC BUILDINGS + CENTRAL BUSINESS AREA REHAB	40	536170	428936	10723.4
II	01615164803	SAFETY IMPPOVEMENT OF ROCK SLOPES	4	11000	11000	2750.0
II	01615166003	COMMUNITY RECREATION DEVELOPMENT PROJECT	30	262200	227200	7573.3
II	01615166503	HIGHWAY BEAUTIFICATION [BRUSH CUTTING AND LITTER PICK UP]	98	1115700	1039700	10609.2
II	01615166703	SIDEWALK AND STREET REPAIR [CURB AREA]	20	175200	160200	8010.0
II	01615166803	GUARD RAIL PAINTING	32	303400	303400	9481.2
II	01615213375	SALTVILLE COMMUNITY IMPROVEMENT PROGRAM	20	75000	60000	3000.0
II	01615215475	ENVIRONMENTAL CLEAN-UP PROJECT	36	250000	187500	5208.3
II	01615230540	JOB OPPORTUNITY PROGRAM	241	2169000	2169000	9000.0
II	01615230740	JOB OPPORTUNITY PROGRAM	5	45000	45000	9000.0
II	01615231440	JOB OPPORTUNITY PROGRAM	7	63000	63000	9000.0
II	01615231940	JOB OPPORTUNITY PROGRAM	10	90000	90000	9000.0
II	01615232640	JOB OPPORTUNITY PROGRAM	14	126000	126000	9000.0
II	01615260121	SURVEYS OF SEWER SYSTEM	20	240000	240000	12000.0

APPROVED EDA TITLE X PROJECTS FOR ROUNDS I AND II
SORTED BY EDA PROJECT ID WITHIN ROUND

RND	EDA PROJECT IDENT	SHORT TITLE OF PROJECT	EST NUMB EMPL	REQUESTED TOTAL FUNDS	REQUESTED TITLE X FUNDS	TITLE X COST PER EMPLOYEE
II	01615262221	BAY BEACH IMPROVEMENT	11	106720	106720	9701.8
II	01615262621	ENVIRONMENTAL IMPROVEMENT PROJECT - SOLID WASTE	28	338553	338553	12091.2
II	01615263621	STREAM IMPROVEMENT	18	135000	135000	7500.0
II	01615266321	ENVIRONMENTAL CONSERVATION CORPS	14	168750	168750	12053.6
II	01615266721	AREAWIDE WASTE TREATMENT MANAGEMENT PLANNING PROGRAM	1	15000	15000	15000.0
II	01615286806	100 BED ADDITION TO VALLEY CREST NURSING HOME	132	1600000	500000	3787.9
II	01615316630	PROVISION OF CLERICAL SERVICES TO SCHOOLS	100	462000	462000	4620.0
II	01615318530	GLOUCESTER COUNTY MIGRANT HEALTH PROGRAM	15	226484	30000	2000.0
II	01615318630	CUMBERLAND COUNTY MIGRANT HEALTH SERVICES	14	221102	30000	2142.9
II	01615318730	MIGRANT HEALTH PROGRAM WESTERN HEALTH REGION	35	525887	30000	857.1
II	01615318830	VENEREAL DISEASE CONTROL	32	275870	53755	1679.8
II	01615319030	VENEREAL DISEASE CONTROL	25	238814	48430	1937.2
II	01615319530	VENEREAL DISEASE CONTROL	19	202772	32000	1684.2
II	01615319830	VENEREAL DISEASE CONTROL	18	165200	34500	1916.7
II	01615319930	VENEREAL DISEASE CONTROL	30	285239	52200	1740.0
II	01615320130	IMMUNIZATION PROGRAM	20	202956	64642	3232.1
II	01615320230	VENEREAL DISEASE CONTROL PROJECT	22	170000	27272	1239.6
II	01615320330	V.I. IMMUNIZATION PROJECT.	18	127000	44000	2444.4
II	01615320430	VENEREAL DISEASE CONTROL	25	216177	46430	1857.2
II	01615320730	IMMUNIZATION PROGRAM	20	141821	37138	1856.9
II	01615320830	V.D. CONTROL PROGRAM	700	5788968	664643	949.5
II	01615321930	LABOR TO CORRECT LIFE SAFETY DEFICIENCIES. VINELAND STATE SCHOOL	24	376000	308000	12833.3
II	01615322430	UPGRADING CENTERS TO PERFORMANCE STANDARDS	140	926256	376575	2689.8
II	01615322530	LABOR TO CORRECT LIFE SAFETY DEFICIENCIES. WOODBRIDGE STATE SCHOOL	7	52000	43000	6142.9
II	01615322630	LABOR TO CORRECT LIFE SAFETY DEFICIENCIES	28	458400	382000	13642.9
II	01615322730	LABOR TO CONSTRUCT A MENTAL RETARDATION DAY CARE CENTER, BERGEN COU	47	750000	650000	13829.8
II	01615323630	HEAD START IMPROVEMENT PROJECT	102	607178	607178	5952.7
II	01615327630	EXPANSION OF VOCATIONAL-TECHNICAL EDUCATION PROGRAMS TO PROMOTE EMP	350	3500000	3500000	10000.0
II	01615327730	ACADEMIC, VOCATIONAL, AND RECREATIONAL COORDINATORS	100	156000	156000	1560.0
II	01615328130	ADULT BASIC EDUCATION IN ISOLATED AND CULTURALLY DEPRIVED AREAS WIT	74	715207	715207	9665.0
II	01615328230	BUSINESS COURSES AND PREPARATION FOR HIGH SCHOOL EQUIVALENCY TESTS	350	692886	692886	1979.7
II	01615328330	IMPROVEMENT OF ENGLISH INSTRUCTION AT THE PRIMARY LEVEL	100	456500	456500	4565.0
II	01615328430	PUBLIC LIBRARY PERSONNEL EMPLOYMENT PROJECT	91	1302438	1302438	14312.5
II	01615328730	ADULT LEARNING CENTER	8	93800	73800	9225.0
II	01615329130	BASIC SKILLS AND EMPLOYMENT TRAINING PROGRAM	9	97760	77760	8640.0
II	01615330530	VOCATIONAL SKILL TRAINING	6	59821	39143	6523.8
II	01615334230	ATHLETIC FIELD	30	308000	246400	8213.3
II	01615335230	ACADEMIC COMPLEX LECTURE HALL ADDITION	75	500000	400000	5333.3
II	01615335730	TO EMPLOY INDIVIDUALS TO PROVIDE FAMILY PLANNING SERVICES	59	433146	433146	7341.5
II	01615335830	TRAINING OF FAMILY PLANNING AIDES	109	768520	57632	528.7
II	01615335930	MODERNIZATION OF EXISTING HOSPITAL	300	1970000	1000000	3333.3
II	01615336030	MODERNIZATION OBSOLETE HOSPITAL	400	2670000	1500000	3750.0
II	01615336130	REPLACE OBSOLETE HOSPITAL	400	2772188	1500000	3750.0
II	01615336230	MODERNIZATION OBSOLETE HOSPITAL	300	2670685	1000000	3333.3
II	01615336530	MODERNIZATION OF EXIST. FACILITY	475	5115400	1000000	2105.3
II	01615336630	MODERNIZATION	400	2300000	2000000	5000.0
II	01615336730	TOTAL REPLACEMENT OF HAZARDOUS + OBSOLETE HOSPITAL	450	3825000	2500000	5555.6
II	01615336830	TOTAL REPLACEMENT OF OBSOLETE FACILITY	400	3500000	2500000	6250.0
II	01615336930	MODERNIZATION + RENOVATION OF HOSPITAL	400	3441415	2500000	6250.0

APPROVED EDA TITLE X PROJECTS FOR ROUNDS I AND II
SORTED BY EDA PROJECT ID WITHIN ROUND

RND	EDA PROJECT IDENT	SHORT TITLE OF PROJECT	EST NUMB EMPL	REQUESTED TOTAL FUNDS	REQUESTED TITLE X FUNDS	TITLE X COST PER EMPLOYEE
II	01615337030	MODERNIZATION OF OBSOLETE HOSPITAL	300	2500000	2500000	8333.3
II	01615337130	TOTAL REPLACEMENT OF OBSOLETE HOSPITAL	225	2043000	1500000	6666.7
II	01615337230	MODERNIZATION	180	1500000	750000	4166.7
II	01615337430	MODERNIZATION NURSING HOME	300	1994492	1000000	3333.3
II	01615337530	CHILDHOOD LEAD POISONING PREVENTION AND CONTROL	72	648451	119545	1660.3
II	01615337730	CHILDHOOD LEAD POISONING CONTROL.	340	2937044	243600	716.5
II	01615337830	CHILDHOOD LEAD POISONING CONTROL.	45	555270	189780	4217.3
II	01615337930	RAT CONTROL PROGRAM	23	167901	111640	4853.9
II	01615338130	RAT CONTROL PROGRAM	24	168577	126869	5286.2
II	01615338233	MARTIN LUTHER KING NEIGHBORHOOD HEALTH CENTER	363	8157190	200000	551.0
II	01615338333	NORTH JERSEY COMMUNITY UNION	20	460000	50000	2500.0
II	01615338433	CHARLES DREW N. H. C.	113	2561063	150000	1327.4
II	01615338533	NEIGHBORHOOD HEALTH SERVICES PROGRAM	138	3100000	100000	724.6
II	01615338633	EINSTEIN N. H. C.	67	1500000	50000	746.3
II	01615338833	HUNTS POINT MULTI-SERVICE CENTER	129	2893311	100000	775.2
II	01615338933	BARRANQUITAS COMMUNITY HEALTH CENTERS	87	1325000	250000	2873.6
II	01615339033	NENA HEALTH CENTER	147	3306123	100000	680.3
II	01615339133	LOIZA COMMUNITY HEALTH CENTER	86	1350000	150000	1744.2
II	01615339430	BUFFALO N. H. C.	39	870000	50000	1282.1
II	01615339630	ROCHESTER HEALTH NETWORK	425	8500000	300000	705.9
II	01615339830	TAINO TOWERS COMPREHENSIVE HEALTH CENTER	21	406000	200000	9523.8
II	01615339930	VINELAND FAMILY HEALTH CENTER	33	750000	50000	1515.2
II	01615340130	GOUVERNEUR N. H. C.	234	5551082	200000	854.7
II	01615340630	DR BELEVAL HEALTH CENTER	48	670530	100000	2083.3
II	01615354030	EMPLOYMENT OPPORTUNITIES PROGRAM FOR THE ELDERLY	1000	6200000	6200000	6200.0
II	01615374330	CHILDHOOD LEAD POISONING PREVENTION PROGRAM	50	886972	522200	10444.0
II	01615374432	JOB OPPORTUNITIES PROGRAM	97	825664	640515	6603.2
II	01615374830	HUMAN SERVICE OFFICE	30	326300	241000	8033.3
II	01615375030	PROJECT SUPPORT	1021	10324000	6324000	6193.9
II	01615375130	NEW HAVEN SCHOOL SYSTEM EMPLOYMENT + APPRENTICE PROGRAM	236	2205300	1760300	7458.9
II	01615375230	JOBS FOR EDUCATIONAL PERSONNEL	55	455420	359496	6536.3
II	01615375330	ENERGY CONSERVATION PROGRAM	80	692000	692000	8650.0
II	01615377630	DETECTION OF IN-BORN ERROR OF METABOLISM [NEW BORN SCREENING]	26	381719	97509	3750.3
II	01615378830	HUMAN SERVICES-WEST	32	357000	357000	11156.2
II	01615378930	HUMAN SERVICE SUPPORT TEAM	74	839000	584000	7891.9
II	01615397932	SEARCH AND SAVE	20	26420	22420	1121.0
II	01615436830	BALTIMORE PROGRAM FOR THE PRESERVATION OF INDEPENDENCE OF OLDER PER	20	194304	184304	9215.2
II	01615438930	ESCORT/SECURITY SERVICES FOR SENIOR CITIZENS	10	100000	98000	9800.0
II	01615462330	TRANSPORTATION SERVICES	7	50080	20491	2927.3
II	01615464130	EXTENDED AGING SERVICES EMPLOYMENT PROGRAM	10	100000	100000	10000.0
II	01615464530	HOME HEALTH SERVICES TO ELDERLY	50	334000	100000	2000.0
II	01615467230	TRANSPORTATION FOR RURAL ELDERLY PERSONS	7	50080	20491	2927.3
II	01615467730	TRANSPORTATION FOR RURAL ELDERLY PERSONS	7	50080	20491	2927.3
II	01615473030	SENIOR EMPLOYMENT PROGRAM	100	332000	332000	3320.0
II	01615480330	RURAL HOUSING REHABILITATION	7	50080	20491	2927.3
II	01615484030	SENIOR EMPLOYMENT PROGRAM	100	332000	332000	3320.0
II	01615495130	SENIOR EMPLOYMENT PROGRAM	100	332000	332000	3320.0
II	01615502732	SENECA NATION BICENTENNIAL PROJECT	26	400000	300000	11538.5
II	01615506030	CENTRAL MAINE INDIAN ASSOCIATION [CMIA]	9	91000	85000	9444.4

APPROVED EDA TITLE X PROJECTS FOR ROUNDS I AND II
SORTED BY EDA PROJECT ID WITHIN ROUND

RND	EDA PROJECT IDENT	SHORT TITLE OF PROJECT	EST NUMB EMPL	REQUESTED TOTAL FUNDS	REQUESTED TITLE X FUNDS	TITLE X COST PER EMPLOYEE
II	01615509930	PLEASANT POINT LANDSCAPING AND SHORE RECLAMATION	31	313008	283992	9161.0
II	01615510030	PLEASANT POINT INDIAN AQUACULTURE	14	163200	120356	8596.9
II	01615510330	PLEASANT POINT DEVELOPMENT	56	622632	514772	9192.4
II	01615513413	CAMERON COUNTY STREAM IMPROVEMENT	40	123000	120000	3000.0
II	01615513513	ELK COUNTY STREAM IMPROVEMENT	40	123000	120000	3000.0
II	01615513713	NATURAL RESOURCE ASSISTANCE-CRITICAL AREAS	1	10000	10000	10000.0
II	01615513913	NATURAL RESOURCE ASSISTANCE-CRITICAL AREAS	1	10000	10000	10000.0
II	01615514113	NATURAL RESOURCE ASSISTANCE-CRITICAL AREAS	1	10000	10000	10000.0
II	01615514213	RECREATION FACILITY INVENTORY	3	20000	20000	6666.7
II	01615514313	SEDIMENT SOURCE INVENTORY	3	24000	24000	8000.0
II	01615514413	NATURAL RESOURCE ASSISTANCE-CRITICAL AREAS	2	20000	20000	10000.0
II	01615514513	OCEAN COUNTY SOIL SURVEY ACCELERATION	1	11000	11000	11000.0
II	01615514613	NATURAL RESOURCE ASSISTANCE-CRITICAL AREAS	1	10000	10000	10000.0
II	01615514713	NATURAL RESOURCE ASSISTANCE-CRITICAL AREAS	1	10000	10000	10000.0
II	01615522813	DRAINAGE CHANNEL CLEANOUT	50	309000	302000	6040.0
II	01615522913	DRAINAGE CHANNEL CLEANOUT	55	337600	330600	6010.9
II	01615523013	DRAINAGE CHANNEL CLEANOUT	45	279800	273300	6073.3
II	01615523113	DRAINAGE CHANNEL CLEANOUT	45	279800	273300	6073.3
II	01615530613	TIMBER STAND IMPROVEMENT	10	19100	19100	1910.0
II	01615550013	RESOURCE CONSERVATION AID	20	240000	240000	12000.0
II	01615550113	RESOURCE CONSERVATION AID	15	180000	180000	12000.0
II	01615550213	RESOURCE CONSERVATION AID	15	180000	180000	12000.0
II	01615550313	RESOURCE CONSERVATION AID	5	60000	60000	12000.0
II	01615550413	RESOURCE CONSERVATION AID	15	180000	180000	12000.0
II	01615550513	RESOURCE CONSERVATION AID	20	240000	240000	12000.0
II	01615550613	RESOURCE CONSERVATION AID	20	240000	240000	12000.0
II	01615550713	RESOURCE CONSERVATION AID	15	180000	180000	12000.0
II	01615551213	RESOURCE CONSERVATION AID	10	120000	120000	12000.0
II	01615552613	RESOURCE CONSERVATION AID	20	240000	240000	12000.0
II	01615575214	FOREST PROTECTION + MGT	20	178000	175000	8750.0
II	01615575614	FOREST PROTECTION + MANAGEMENT	20	178000	175000	8750.0
II	01615576314	FOREST PROTECTION + MANAGEMENT	20	178000	175000	8750.0
II	01615576614	FOREST PROTECTION + MGT	20	178000	175000	8750.0
II	01615576714	FOREST PROTECTION + MANAGEMENT	20	178000	175000	8750.0
II	01615576814	FOREST PROTECTION + MGT	20	178000	175000	8750.0
II	01615576914	FOREST PROTECTION + MANAGEMENT	20	178000	175000	8750.0
II	01615577414	FOREST PROTECTION + MGT	20	178000	175000	8750.0
II	01615577514	FOREST PROTECTION + IMPROVEMENT	20	178000	175000	8750.0
II	01615577614	FOREST PROTECTION + MANAGEMENT	20	178000	175000	8750.0
II	01615577714	FOREST PROTECTION AND MANAGEMENT	49	510000	500000	10204.1
II	01615577814	FOREST PROTECTION + MANAGEMENT	20	178000	175000	8750.0
II	01615577914	FOREST PROTECTION + MTG	20	178000	175000	8750.0
II	01615578314	FOREST PROTECTION + MANAGEMENT	20	178000	175000	8750.0
II	01615578414	FOREST PROTECTION + MANAGEMENT	20	178000	175000	8750.0
II	01615578614	FOREST PROTECTION + MANAGEMENT	20	178000	175000	8750.0
II	01615584714	FOREST PROTECTION AND MANAGEMENT	52	510000	500000	9615.4
II	01615584814	FOREST RESOURCE MGMT AND PROTECTION	52	510000	500000	9615.4
II	01615588514	RESEARCH	27	206200	206200	7637.0
II	01615591814	FOREST PROTECTION AND MANAGEMENT	16	163126	163126	10195.4

APPROVED EDA TITLE X PROJECTS FOR ROUNDS I AND II
SORTED BY EDA PROJECT ID WITHIN ROUND

RND	EDA PROJECT IDENT	SHORT TITLE OF PROJECT	EST NUMB EMPL	REQUESTED TOTAL FUNDS	REQUESTED TITLE X FUNDS	TITLE X COST PER EMPLOYEE
II	01615591914	FOREST RESOURCE MGMT AND PROTECTION	52	510000	500000	9615.4
II	01615598414	FOREST PROTECTION AND MANAGEMENT	52	510000	500000	9615.4
II	01615603414	FOREST PROTECTION AND MANAGEMENT	38	184059	140859	3706.8
II	01615621714	FOREST PROTECTION AND MANAGEMENT	52	510000	500000	9615.4
II	01615623814	FOREST RESOURCE MGMT AND PROTECTION	52	510000	500000	9615.4
II	01615626314	FOREST PROTECTION AND MANAGEMENT	20	160000	160000	8000.0
II	01615627114	FOREST PROTECTION AND MANAGEMENT	52	510000	500000	9615.4
II	01615651074	RECREATION FACILITIES ON CERRO COAMO	7	24000	12000	1714.3
II	01615656874	RESTORATION OF BUILDINGS AND GROUNDS OF HISTORIC STRUCTURES IN TURN	7	60000	30000	4285.7
II	01615657574	FORT CUMBERLAND INTERPRETATIVE TRAIL	9	43780	25780	2864.4
II	01615657974	RESTORATION OF THE MICHAEL CRESAP HOUSE	10	45000	20000	2000.0
II	01615658074	SUMNER CEMETARY RESTORATION-OLDEST BLACK CEMETARY IN CITY	5	8000	4000	800.0
II	01615658674	HISTORIC NAVAL SHIPS RESTORATION	22	233460	175095	7958.9
II	01615658874	RIVERFRONT PARK	112	430000	100000	892.9
II	01615658974	BEAUTIFICATION OF DERBY STREET	16	95000	80000	5000.0
II	01615670574	HISTORIC AND ARCHITECTURAL RESOURCES SURVEY	2	12650	12650	6325.0
II	01615671474	BICENTENNIAL METROSCOPE	22	171660	38710	1759.5
II	01615673474	BRIDGEWATER AMPITHEATER	20	6000	3500	175.0
II	01615683774	ACCURATE RECONSTRUCTION OF HISTORIC FORT AT CONFLUENCE OF ST LAWREN	3	4000	2000	666.7
II	01615683874	20TH STREET REHABILITATION PROJECT	10	80000	10000	1000.0
II	01615684374	CONTRUCTION AND DURABLE, OPEN PERFORMANCE SHELL LOCATED ON VILLAGE	3	6000	4000	1333.3
II	01615684674	SENECA NATION PUBLIC WORKS	50	500000	300000	6000.0
II	01615687174	GREAT MEADOWS AMPHITHEATRE	75	1023448	204690	2729.2
II	01615687474	"FUTURES" AND RELATED BICENTENNIAL PROGRAM PREPARATION AND OPERATIO	65	1150000	315000	4846.2
II	01615687774	TRAINING AND PERFORMING PROGRAM FOR UNDERPRIVILEGED YOUTH	7	49250	40250	5750.0
II	01615688574	MOBILE DAY CARE FOR CHILDREN + ELDERLY INDIVIDUALS	38	451450	451450	11880.3
II	01615689574	IMPROVEMENTS TO THE TOWN PLAZA	12	30000	18000	1500.0
II	01615689674	RESTORATION OF SUGAR MILL AS MUSEUM OF SUGAR INDUSTRY	10	40000	19200	1920.0
II	01615690474	LIBERTY STATE PARK--HISTORIC TERMINAL STABILIZATION	250	3000000	2400000	9600.0
II	01615690574	PLAZA REMODELING AND CONSTRUCTION OF RECREATION/CAMPING AREA	12	69200	19200	1600.0
II	01615690674	CONSTRUCTION OF COVERED KIOSK AND TOWN PLAZA IMPROVEMENTS	7	24000	12000	1714.3
II	01615691074	BAND SHELL AND PARK IMPROVEMENTS	8	81000	15800	1975.0
II	01615693874	BICENTENNIAL TRANSPORTATION LOOP-HISTORIC PRESERVATION	284	3200000	1200000	4225.4
II	01615696891	LEAD PAINT ELIMINATION PROJECT	50	500000	500000	10000.0
II	01615696991	BEARDSLEY TERRACE [HOUSING] IMR.PROVEMENT PROJECT	200	1568649	983450	4917.2
II	01615697191	CLIA EXTENSION	14	133500	112000	8000.0
II	01615697291	HOUSING CREW	3	17927	17927	5975.7
II	01615697891	COMMUNITY RENEWAL TEAM	30	232725	162725	5424.2
II	01615698091	CAPIC	57	448500	448500	7868.4
II	01615698391	FUEL OIL CONSERVATION PROGRAM	91	787150	692000	7604.4
II	01615698491	C+ROP SOCIAL SERVICES CAREERS PROGRAM	25	293698	272580	10903.2
II	01615698591	CCAP WINTERIZING/MAINTENANCE PROGRAM	14	116107	98077	7005.5
II	01615698891	EMERGENCY FOOD STAMP PROGRAM	6	69800	67800	11300.0
II	01615698991	LEAD PREVENTION PROGRAM	6	72641	70000	11666.7
II	01615699191	MOC OMNIBUS SUPPORT PROJECT	40	477689	320000	8000.0
II	01615699591	MOBILIZATION, INC	35	252000	252000	7200.0
II	01615699791	ENERGY CONSERVATION	24	226000	96000	4000.0
II	01615700091	FOOD CO-OP	5	50414	40414	8082.8
II	01615700591	COMMUNITY TRANSIT DEMONSTRATION PROJECT	14	167925	122475	8748.2

69-393 O - 76 - 22

APPROVED EDA TITLE X PROJECTS FOR ROUNDS I AND II
SORTED BY EDA PROJECT ID WITHIN ROUND

RND	EDA PROJECT IDENT	SHORT TITLE OF PROJECT	EST NUMB EMPL	REQUESTED TOTAL FUNDS	REQUESTED TITLE X FUNDS	TITLE X COST PER EMPLOYEE
II	01615701091	EXPANSION OF CIVIL LEGAL SERVICES TO THE INDIGENT	16	156774	156774	9798.4
II	01615701691	PARALEGAL TRAINING	8	73664	73664	9208.0
II	01615701991	LEGACY INCORPORATED	22	259250	89700	4077.3
II	01615702491	OUTDOOR WAMPANOAG INDIAN LIVING EXHIBIT	8	91100	68400	8550.0
II	01615704091	TRANSPORTATION OF HANDICAPPED PROGRAM	6	30559	7267	1211.2
II	01615705191	HOUSING REHABILITATION - MANPOWER TRAINING PROGRAM	12	97919	97919	8159.9
II	01615705391	PROJECT JOB OPPORTUNITY	10	92275	92275	9227.5
II	01615705691	NORTH COUNTRY CHILDRENS CLINIC	18	150000	140000	7777.8
II	01615705891	RURAL OUTREACH SUPPORT STAFF	11	105608	105608	9600.7
II	01615706091	NYS JOB OPPORTUNITY PROGRAM - ENERGY	350	3000000	3000000	8571.4
II	01615706191	HOME WINTERIZATION AND BASIC HOME REPAIRS PROJECT	16	119160	76160	4760.0
II	01615706691	CAPITAL DISTRICT CLUSTER WINTERIZATION AND NUTRITION OUTREACH PROGR	28	248400	248400	8871.4
II	01615706891	HOME HEALTH AIDIES PROGRAM	42	243476	214476	5106.6
II	01615707091	CONSONERS AS COMMUNITY ORGANIZERS AND ADVOEATES POR THE MENTALLY	50	304724	252267	5045.3
II	01615707191	PATTERNS OF ENERGY USE AMONG THE POOR AND ECONOMIC ASSESSMENT OF AL	34	120199	120199	3535.3
II	01615707391	JOB DEVELOPMENT REFERRAL PLACEMENT AND FOLLOW-UP	54	439677	181356	3358.4
II	01615707491	OFFICE OF FIELD SERVICES OPERATIONS SUPPLEMENTAL STAFFING	915	4750649	287881	314.6
II	01615707691	UPO ALCOHOLISM PROGRAM SUPPLEMENTAL STAFFING	12	133061	30098	2508.2
II	01615707791	TRANSPORATION SUPPORT	10	81531	81531	8153.1
II	01615708391	JOB OPPORTUNITIES PROGRAM	44	282404	199404	4531.9
II	01615708591	SERVICES ACCELERATED	250	1848510	1607400	6429.6
II	01615709091	INFORMATION AND REFERRAL CENTER	2	14108	10000	5000.0
II	01615709191	BICENTENNIAL BOUTIQUE	11	55952	55952	5086.5
II	01615709291	OUTREACH	8	42929	39341	4917.6
II	01615709691	AMERICAN FEDERATION OF COMMUNITY CREDIT UNION SUPPLEMENTAL STAFFING	7	51315	51315	7330.7
II	01615709991	FOREST COUNTY LOW INCOME WINTERIZATION PROGRAM	8	12861	12861	1607.6
II	01615710291	NEIGHBORHOOD SUPPORTIVE SERVICE FOR ELDERLY YOUTH AND LOW-INCOME	16	139020	139020	8688.7
II	01615710491	HOUSING IMPROVEMENT AND NUTRITION EDUCATION	32	448607	448607	14019.0
II	01615711291	RESIDENT PARTICIPATION	182	1623603	325965	1791.0
II	01615711391	COMBINED SERVICES FOR SENIOR CITIZENS	125	840102	624837	4998.7
II	01615711591	HOME WINTERIZATION PROGRAM	73	815542	500000	6849.3
II	01615711791	PUBLIC EMPLOYMENT	48	357694	357694	7452.0
II	01615711991	FIX IT SHOP	9	52174	44350	4927.8
II	01615712291	HILL DISTRICT FOOD SERVICES	7	58552	32318	4616.9
II	01615712491	MANCHESTER FEDERAL CREDIT UNION	9	84271	27590	3065.6
II	01615712591	HILLADISTRICT HOUSING	8	67067	32318	4039.7
II	01615713791	MINORITY ENTERPRISE ASSISTANCE	15	149750	79750	5316.7
II	01615714091	HOMEMAKER SERVICES PROGRAM	28	179458	15912	568.3
II	01615714191	RURAL OUTREACH TRANSPORTATION	15	194523	60160	4010.7
II	01615714291	HOME WINTERIZATION	20	201064	29520	1476.0
II	01615714691	MOUNTAIN EMPLOYMENT PROJECT	100	550000	550000	5500.0
II	01615716591	COMMUNITY ACTION EXPANSION	6	39472	39472	6578.7
II	01615767961	CENTRAL PENNA WORK PROJECT	100	750000	750000	7500.0
II	01615768361	MEDFORD PUBLIC SCHOOLS RENOVATIONS	12	121100	96880	8073.3
II	01615769061	NEIGHBORHOOD REVITALIZATION AND STABILIZATION PROJECT	95	778180	490000	5157.9
II	01615769161	PUBLIC SERVICE EMPLOYMENT	533	3968838	250300	469.6
II	01615771761	HOSPITAL SERVICE PROJECT	60	350000	350000	5833.3
II	01615775961	BAYAMON BEAUTIFICATION PROJECT	51	300307	300307	5888.4
II	01615777461	HOUSING REHAVILITATION PROJECT	58	459996	229996	3965.4

APPROVED EDA TITLE X PROJECTS FOR ROUNDS I AND II
SORTED BY EDA PROJECT ID WITHIN ROUND

RND	EDA PROJECT IDENT	SHORT TITLE OF PROJECT	EST NUMB EMPL	REQUESTED TOTAL FUNDS	REQUESTED TITLE X FUNDS	TITLE X COST PER EMPLOYEE
II	01615779961	SUPPLEMENTAL DTREET CLEANING PROJECT	13	155000	155000	11923.1
II	01615784461	PUBLIC SERVICE EMPLOYMENT	751	1860610	1860610	2477.5
II	01615784561	PUBLIC SERVICE EMPLOYMENT - SUPPLEMENTAL	198	666468	666468	3366.0
II	01615785061	MISTER FIXIT	20	200000	200000	10000.0
II	01615786061	OPEN SPACE & PARK REHABILITATION	83	1032320	1032320	12437.6
II	01615786161	EMERGENCY TRANSPORTATION PROJECT	23	211964	211964	9215.8
II	01615788261	PUBLIC SERVICE EMPLOYMENT	156	683425	627000	4019.2
II	01615791161	PREPARATION FOR LAYING OF NEW WATER PIPELINE	55	488759	381007	6927.4
II	01615805461	PUBLIC EMPLOYMENT FOR NON-PROFIT ORGANIZATIONS	100	918825	918825	9188.2
II	01615805961	PUBLIC SERVICE EMPLOYMENT EXTENSION	364	461782	461782	1268.6
II	01615814261	BLUE RIDGE JOB CORPS CENTER-TITLE X	40	196800	196800	4920.0
II	01615818961	PENOBSOT RIVER DEVELOPMENT PROJECT	19	111978	111978	5893.6
II	01615820561	PLEASANT POINT DEVELOPMENT	11	146424	110424	10038.5
II	01615820961	SENECA NATION COMMUNITY SERVICES	4	26400	11400	2850.0
II	01615823266	NEWPORT PUBLIC WARKS EMPLOYMENT PROGRAM	20	250000	250000	12500.0
II	01615823666	WORK + COUNSELING OPPORTUNITY FOR YOUTH	64	100000	100000	1562.5
II	01615823866	EMPLOYMENT OF JUVENILES IN HIGH UNEMPLOYMENT AREA	8	28200	26000	3250.0
II	01615823966	LABORT TO CORRECT LIFE SAFETY DEFICIENCIES-RAHWAY STATE PRISON	10	171000	143000	14300.0
II	01615842266	MOUNTED PATROL PROGRAM	25	500000	500000	20000.0
II	01615842366	TRAFFIC CONTROL PROGRAM	50	1000000	1000000	20000.0
II	01615842466	TACTICAL PATROL PROGRAM	50	1000000	1000000	20000.0
II	01615842566	NARCOTICS INVESTIGATION AND ENFORCEMENT PROGRAM	50	1000000	1000000	20000.0
II	01615842666	STREET CRIME PROGRAM	50	1000000	1000000	20000.0
II	01615842766	HIGHWAY PATROL PROGRAM	50	1000000	1000000	20000.0
II	01615843366	POLICE PERSONNEL REINSTATEMENT	14	296054	296054	21146.7
II	01615844766	RE-EMPLOYMENT OF CRIMINAL JUSTICE PERSONNEL	20	375620	300496	15024.8
II	01615856540	A BICENTENNIAL COMMUNITY REHABILITATION PROGRAM	690	3795000	948750	1375.0
II	01615856640	NEIGHBORHOOD CLEAN-UP AND REHABILITATION PROGRAM	264	4400000	2400000	9090.9
II	01615856840	BICENTENNIAL COMMUNITY REHABILITATION PROGRAM	885	3964800	991200	1120.0
II	01615857340	BICENTENNIAL COMMUNITY REHABILITATION PROGRAM	620	2678400	669600	1080.0
II	01615859140	PUBLIC WORKS IMPROVEMENTS	10	100000	100000	10000.0
II	01615859640	CODE ENFORCEMENT PROJECT	7	75000	75000	10714.3
II	01615862640	AUXILLIARY HOUSING REHABILITATION ASSISTANCE TEAM	35	336875	259875	7425.0
II	01615867540	FORCE ACCOUNT TRAINING PROGRAM	40	400000	350000	8750.0
II	01615875472	EXPANSION ARTS CHALLENGE	47	500000	250000	5319.1
II	01615875772	ARTS CHALLENGE	42	500000	250000	5952.4
II	01615887940	WILROY IND PARK IMPROVEMENTS	48	393000	314400	6550.0
II	01615889640	GOVERNMENT CENTER PLAZA PROJECT	75	625000	500000	6666.7
II	01615889240	ROOSEVELT PARK-IMPROVEMENTS	28	150000	120000	4285.7
II	01615901140	KILL VAN KULL PARK	67	629000	629000	9388.1
II	01615903240	PLAINFIELD MUNICIPAL FLOOD CONTROL PROJECT	22	285800	85800	3900.0
II	01615905540	URBAN REPAIR CORPS	7	65000	65000	9285.7
II	01615906540	FIRE SALVAGE AND EMERGENCY BUILDING REHABILITATION PROGRAM	154	3452034	2871683	18647.3
II	01615907340	REHABILITATION OF CITY WATER MAINS	90	1200000	200000	2222.2
II	01615907440	REHABILITATIONOFCITYBRIDGES	53	1050000	50000	943.4
II	01615907540	REHABILITATION OF CITY BRIDGES	13	250000	50000	3846.2
II	01615909840	VINELAND ECONOMIC DEVELOPMENT PROGRAM	100	895000	447500	4475.0
II	01615909940	VINELAND ECONOMIC DEVELOPMENT PROGRAM	50	429000	429000	8580.0
II	01615911040	REMOVAL OF DEBRIS AND CORRECTION OF UNSANITARY CONDITIONS IN VACANT	4	10000	10000	2500.0

APPROVED EDA TITLE X PROJECTS FOR ROUNDS I AND II
SORTED BY EDA PROJECT ID WITHIN ROUND

RND	EDA PROJECT IDENT	SHORT TITLE OF PROJECT	EST NUMB EMPL	REQUESTED TOTAL FUNDS	REQUESTED TITLE X FUNDS	TITLE X COST PER EMPLOYEE
II	01615911340	MAINTENACE OF PARKS AND PUBLIC AREAS	7	75000	75000	10714.3
II	01615916513	RESOURCE CONSERVATION AUR	10	120000	120000	12000.0
II	01615916613	RESOURCE CONSERVATION AID	15	120000	120000	8000.0
II	01625280206	WILDLIFE HABITAT MANAGEMENT ON STATE LANDS AND COOPERATOR AREAS	102	1394000	1394000	13666.7
II	01625281706	DOWNTOWN STORE FRONT RESTORATION	40	300000	300000	7500.0
II	01625285206	NORTHERN TIER HOME REPAIRS	45	511200	383400	8520.0
II	01625294506	HEP HOUSING PROJECT	110	3600000	500000	4545.5
II	01625295206	CITY OF PARKERSBURG COMPREHENSIVE PUBLIC WORKS PROJECT	112	581000	464800	4150.0
II	01625296306	INSTANT LIBRARIES	24	126000	126000	5250.0
II	01625311306	OUTDOOR EDUCATION-SCHOOL + COMMUNITY RECREATION	40	254765	203812	5095.3
II	01625311406	INSTRUCTIONAL RESOURCE CENTER REMODELING PROJECT	26	81881	65505	2519.4
II	01625313206	GARRETT BUS SYSTEM	2	15000	12000	6000.0
II	01625314606	WORD PROCESSING CENTER	5	26500	26500	5300.0
II	01625314706	CAMPUS MAINTAINANCE PROGRAM	3	17000	17000	5666.7
II	01625320930	NEW YORK CITY IMMUNIZATION PROJECT	58	521060	256948	4430.1
II	01625321030	VENEREAL DISEASE CONTROL	92	830552	182683	1985.7
II	01625321130	PUERTO RICO IMMUNIZATION PROGRAM	40	251017	240184	6004.6
II	01625321330	CORPORATE HANDICAPPED WORKER EMPLOYMENT PROGRAM	150	500000	250000	1666.7
II	043102001	LITTLE WILLS CREEK FLOOD CONTROL PROJECT	25	275000	220000	8800.0
II	043102002	COURT HOUSE IMPROVEMENTS AND RENOVATION	60	360000	288000	4800.0
II	043102004	COURTHOUSE RENOVATION	20	150000	120000	6000.0
II	043102006	IMPROVEMENTS FOR INDUSTRIAL PARK [300 ACRES]	29	300000	240000	8275.9
II	043102009	COMMUNITY DEVELOPMENT PROGRAM	35	344400	287000	8200.0
II	043102011	RENOVATION OF GEORGE E WEEMS MEMORIAL HOSPITAL	200	800000	500000	2500.0
II	043102012	RENOVATION OF COUNTY JAIL	100	225000	180000	1800.0
II	043102014	MIAMI BAYFRONT PARK	100	1000000	300000	3000.0
II	043102016	WATER IMPROVEMENT PROJECT	18	185000	185000	10277.8
II	043102018	COUNTY-WIDE ROAD AND BRIDGE MAINTENANCE PROGRAM	50	400000	300000	6000.0
II	043102021	WATER + SEWER SYSTEM IMPROVEMENTS, AND	35	100000	80000	2285.7
II	043102023	ATHLETIC STADIUM RENOVATION	27	125000	100000	3703.7
II	043102025	STORM DRAINAGE IMPROVEMENTS	12	62500	50000	4166.7
II	043102030	RENOVATE CITY HALL, CLEAN CANAL, WATER IMP.	24	100000	80000	3333.3
II	043102037	RECREATION AND STORM SEWER IMPROVEMENTS	27	283000	226400	8385.2
II	043102042	CIVIC-CULTURAL IMPROVEMENTS PROGRAM	180	970000	600000	3333.3
II	043102043	ENCEPHALITIS EPIDEMIC ERADICATION PROGRAM	405	1160000	500000	1234.6
II	043102044	GREENE COUNTY BRIDGE PROJECTS	60	498600	398880	6648.0
II	043102045	CITY OF LEXINGTON SIDEWALK CONSTRUCTION PROGRAM	72	300000	240000	3333.3
II	043102047	RENOVATE BUILDING FOR PDD BRANCH OFFICE	17	65000	52000	3058.8
II	043102049	DUMP ERADICATION AND VECTOR CONTROL FOR COUNTY, MULTI-PURPOSE COMMU	65	346000	280000	4307.7
II	043102051	RENOVATION OF HOLMES COUNTY COURTHOUSE	52	300000	240000	4615.4
II	043102054	SOUTHWESTERN CLEVELAND CO SEWER SYSTEM	57	950970	300000	5263.2
II	043102055	ROBESON COUNTY WIDE WATER SYSTEM	106	630000	500000	4717.0
II	043102056	INDUSTRIAL AND DOMESTIC WATER IMPOUNDMENT	68	550000	406500	5977.9
II	043102057	SEWER COLLECTION SYSTEM	56	815000	225288	4023.0
II	043102060	GREENE COUNTY HEALTH CARE FACILITIES DEVELOPMENT	44	269500	169500	3852.3
II	043102061	UPGRADING AND MODERNIZATION OF ANDREWS TOWN HALL	36	100000	80000	2222.2
II	043102062	WILKES COUNTY MULTIPURPOSE CENTERS	12	185000	129500	10791.7
II	043102063	POLICE/FIRE TRAINING FACILITY	115	1541503	450000	3913.0
II	043102069	MARION COUNTY MULTIPURPOSE CENTER	85	300000	240000	2823.5

APPROVED EDA TITLE X PROJECTS FOR ROUNDS I AND II
SORTED BY EDA PROJECT ID WITHIN ROUND

RND	EDA PROJECT IDENT	SHORT TITLE OF PROJECT	EST NUMB EMPL	REQUESTED TOTAL FUNDS	REQUESTED TITLE X FUNDS	TITLE X COST PER EMPLOYEE
II	043102071	AIKEN AIRPORT INDUSTRIAL PARK IMPROVEMENTS	42	200000	150000	3571.4
II	043102072	REPAIRS AND ALTERATIONS TO HOSPITAL	70	362000	271500	3878.6
II	043102073	MYRTLE BEACH CIVIL JETPORT TERMINAL BUILDING	200	1100000	500000	2500.0
II	043102076	VOCATIONAL EDUCATIONAL FACILITY EXPANSION	81	500000	200000	2469.1
II	043102077	REMODELING OF COUNTY HOSPITAL	55	625000	500000	9090.9
II	043102078	GREENVILLE CURB + GUTTER PROJECT	37	345000	276000	7459.5
II	043102079	SCOTT COUNTY BUILDINGS RENOVATIONS	50	350000	280000	5600.0
II	043102081	NEIGHBORHOOD CENTER + PLAY AREA REHABILITATION	35	155000	124000	3542.9
II	043102083	SCHOOL BUILDING RENOVATION PROGRAM	27	164000	131200	4859.3
II	043102085	COMMUNITY IMPROVEMENT PROJECT	9	41802	33440	3715.6
II	043102086	COUNTY TRANSPORTATION IMPROVEMENTS	5	28938	23150	4630.0
II	043102087	CALDWELL COUNTY SCHOOLS ROOFING PROJECT	10	110060	88048	8804.8
II	043102088	SIDEWALKS, CURBING AND GUTTERING FOR TOWN OF FRANKLIN	23	100000	80000	3478.3
II	04615044292	CLARK HILL LAKE	126	723600	658000	5222.2
II	04615045292	CENTER HILL LAKE	40	407000	370000	9250.0
II	04615047993	MAINTENANCE OF MARINE CORPS REAL PROPERTY FACILITIES	67	804600	804600	12009.0
II	04615052604	BARNWELL COUNTY HOSPITAL REPAIR & RESTORATION	5	30000	25000	5000.0
II	04615052704	BARNWELL COUNTY NURSING HOME RESTORATION	3	20000	15000	5000.0
II	04615053304	WATER IMPROVEMENTS	53	1100000	140000	2641.5
II	04615054704	SLUM CLEARANCE	8	20000	16000	2000.0
II	04615061304	DEMOLITION	5	33000	33000	6600.0
II	04615061504	SEWER EXTENSION FOR THE TOWN OF RED SPRINGS	34	225000	73750	2169.1
II	04615061604	FOX POND RECREATION PROJECT PHASE 22	34	131780	105424	3100.7
II	04615062504	STORM SEWER IMPROVEMENTS	24	226800	135600	5650.0
II	04615062604	RUNWAY APPROACH CLEARING	11	59150	47320	4301.8
II	04615064204	MOSQUITO CONTROL	35	200000	160000	4571.4
II	04615065504	MANDARIN AREA-DRAINAGE	10	21726	21726	2172.6
II	04615066104	SANITARY LANDFILL	5	25000	25000	5000.0
II	04615066504	MILLEN RECREATION AREA	10	20000	16000	1600.0
II	04615067504	CARPENTERS CREEK STROM WATER MANAGEMENT PROJECT	38	300000	100000	2631.6
II	04615067804	HIGHLANDS DRAINAGE PROJECT	10	14868	14868	1486.8
II	04615069104	CWSA/MIDWAY	14	90000	37000	2642.9
II	04615069204	CWSA/ATLANTA STREET	10	40000	11000	1100.0
II	04615069304	REFURBISHING OF CITY PARKS AND PARKWAYS	6	15000	15000	2500.0
II	04615070204	DRAINAGE DITCHES	31	262430	209944	6772.4
II	04615070904	OCEAN ISLE BEACH PUBLIC WORKS PROJECT	10	85000	56000	5600.0
II	04615071104	DRAINAGE DITCH CLEARANCE PROJECT	5	13000	10400	2080.0
II	04615071304	BLADENBORO COMMUNITY RURAL HEALTH CENTER	20	143558	72558	3627.9
II	04615071604	HERNANDO BEACH WATER SYSTEM	9	80000	80000	8888.9
II	04615071704	ROAD MAINTENANCE	3	14400	14400	4800.0
II	04615071904	MITCHELL HEIGHTS SEWAGE SYSTEM	13	100000	100000	7692.3
II	04615072104	ATLANTIC BEACH SMALL PARKS PROJECT	20	153155	153155	7657.7
II	04615072404	EAST SPRINGFIELD DRAINAGE	10	5292	5292	529.2
II	04615072804	PERRY FLORIDA PUBLIC FACILITIES IMPROVEMENT PROJECT	19	145919	94960	4997.9
II	04615073104	SHERWOOD FOREST DRAINAGE IMPROVEMENT	10	8316	8316	831.6
II	04615089951	SPESSORD HOLLARD PARK PHASE II	95	1269500	634750	6681.6
II	04615090251	BEACH BROADWALK	9	100000	100000	11111.1
II	04615094858	OCONALUFTEE JCCCC	12	100000	100000	8333.3
II	04615100058	ANDERSONVILLE NATIONAL HISTORIC SITE	15	100000	100000	6666.7

APPROVED EDA TITLE X PROJECTS FOR ROUNDS I AND II
SORTED BY EDA PROJECT ID WITHIN ROUND

RND	EDA PROJECT IDENT	SHORT TITLE OF PROJECT	EST NUMB EMPL	REQUESTED TOTAL FUNDS	REQUESTED TITLE X FUNDS	TITLE X COST PER EMPLOYEE
II	04615100158	BLUE RIDGE PARKWAY	20	182000	182000	9100.0
II	04615108558	PARTIAL RESTORATION JOHN TYLER MORGAN HOUSE	12	13600	6800	566.7
II	04615125354	CLEAR RIGHT-OF-WAY	5	11500	11500	2300.0
II	04615196204	COUNTY BEAUTIFICATION (CLEARANCE RIGHTS-OF-WAY)	30	150000	120000	4000.0
II	04615196304	WARNER ROBINS JOB OPPORTUNITIES PROGRAM	12	64638	51531	4294.2
II	04615197004	COUNTY-WIDE DAY CARE CENTER PROGRAM	11	58000	52000	4727.3
II	04615197904	CHATTAHOOCHEE COUNTY PARK	16	25000	20000	1250.0
II	04615198504	PUBLIC RIGHTS OF WAY RENOVATION	12	86000	68800	5733.3
II	04615198904	FLOOD CONTROL	35	197000	157600	4502.9
II	04615200204	STREET SAFETY AND UTILITY IMPROVEMENT	3	100000	80000	26666.7
II	04615201804	MAINTENANCE OF AIRPORT/LITTER REDUCTION	34	175060	134662	3960.6
II	04615203004	COUNTY ROAD REPAIRS	11	67000	53600	4872.7
II	04615203304	COUNTY DRAINAGE SYSTEM	12	86000	68800	5733.3
II	04615203804	CLEAN UP RECREATION PARK	12	86000	68800	5733.3
II	04615204804	SURFACE DRAINAGE IMPROVEMENTS	4	25000	20000	5000.0
II	04615206004	RIGHT-OF-WAY CLEAN-UP AND CLEARANCE	24	150000	130000	5416.7
II	04615207104	LARSEN ACRES - DRAINAGE	10	10523	10523	1052.3
II	04615207204	SOUTHSIDE AREA - DRAINAGE	10	29711	29711	2971.1
II	04615207304	ARLINGTON - DRAINAGE	10	14364	14364	1436.4
II	04615207404	GEOGRAPHIC BASE [DIME] FILE FOR REGION IV, FLORIDA	20	150000	150000	7500.0
II	04615207504	CEDARHURST AREA - DRAINAGE	10	13551	13551	1355.1
II	04615207604	BROOKVIEW AREA - DRAINAGE	10	17378	17378	1737.8
II	04615207804	NORMANDY VILLAGE - DRAINAGE	10	13546	13546	1354.6
II	04615207904	WARRINGTON ADDITION - DRAINAGE PROJECT	10	18586	18586	1858.6
II	04615208004	WOODLAND ACRES - DRAINAGE	10	15763	15763	1576.3
II	04615208104	SAN SOUCI - DRAINAGE	10	3465	3465	346.5
II	04615208204	RIBAULT MANOR - DRAINAGE	10	27074	27074	2707.4
II	04615208304	MAGNOLIA GARDENS - DRAINAGE	10	13483	13483	1348.3
II	04615208604	GREENFIELD AREA - DRAINAGE	10	12738	12738	1273.8
II	04615208704	CWSA/SAWDUST	5	23000	10000	2000.0
II	04615209004	SHENANDOAH VALLEY - DRAINAGE	10	14502	14502	1450.2
II	04615209204	MAYPORT AREA - DRAINAGE	10	1903	1903	190.3
II	04615209904	GOLDEN GLADES - DRAINAGE PROJECT	10	1594	1594	159.4
II	04615210204	RENOVATION AND RESTORATION OF COUNTY BUILDINGS	12	105500	100000	8333.3
II	04615210404	BRIERWOOD SUBDIVISION - DRAINAGE	10	11038	11038	1103.8
II	04615210604	DUVAL COUNTY BEACHES OCEAN OUTFALL RENOVATION PROJECT	64	434704	434704	6792.2
II	04615210704	SAN MATEO DRAINAGE	10	2268	2268	226.8
II	04615211204	EXPANSION OF INDUSTRIAL PARK SITE	10	41300	41300	4130.0
II	04615211475	DEVELOPMENT OF EMPLOYMENT FACILITIES	55	210000	195000	3545.5
II	04615211575	SEWER SYSTEM SURVEY AND IMPROVEMENT	18	311000	112000	6222.2
II	04615211675	COVERED BRIDGE RESTORATION	8	45000	40000	5000.0
II	04615213975	REMOVAL OF HAZARDOUS STRUCTURES	30	360000	350000	11666.7
II	04615215275	UTILITIES RELOCATION	30	100000	80000	2666.7
II	04615215575	RURAL COMMUNITY PARK DEVELOPMENT	20	100000	80000	4000.0
II	04615216075	YANCEY COUNTY MULTIPURPOSE CENTER	20	150000	109000	5450.0
II	04615216375	PINE MOUNTAIN WORKSHOPS	5	53000	53000	10600.0
II	04615216775	BICENTENNIAL SEED PACKAGING PROGRAM	14	31000	26000	1857.1
II	04615218575	ERWIN ENVIRONMENTAL IMPROVEMENTS	45	135000	120000	2666.7
II	04615220075	SUPERIOR TREE PLANTATION MANAGEMENT	4	50000	48000	12000.0

APPROVED EDA TITLE X PROJECTS FOR ROUNDS I AND II
SORTED BY EDA PROJECT ID WITHIN ROUND

RND	EDA PROJECT IDENT	SHORT TITLE OF PROJECT	EST NUMB EMPL	REQUESTED TOTAL FUNDS	REQUESTED TITLE X FUNDS	TITLE X COST PER EMPLOYEE
II	04615220175	NURSERY + SEED ORCHARD DEVELOPMENT	24	300000	287000	11958.3
II	04615220275	SUPERIOR TREE PLANTATION MANAGEMENT	6	75000	72000	12000.0
II	04615220475	SUPERIOR TREE PLANTATION MANAGEMENT	8	100000	96000	12000.0
II	04615274921	WATER AND WASTEWATER PLANT OPERATION AND MAINTENANCE	71	530356	480356	6765.6
II	04615301006	SCOTT COUNTY HOSPITAL RENOVATION	40	200000	160000	4000.0
II	04615301406	BIG SPRINGS BRIDGE	39	250000	250000	6410.3
II	04615341030	PREVENTABLE DISEASE CONTROL	2	113861	18861	9430.5
II	04615341430	PREVENTABLE DISEASE CONTROL	2	113861	18861	9430.5
II	04615342330	DISEASE CONTROL - IMMUNIZATION PROGRAM	2	124400	20100	10050.0
II	04615342430	DISEASE CONTROL - IMMUNIZATION PROGRAM	1	67850	10050	10050.0
II	04615342530	VENEREAL DISEASE CONTROL PROJECT	48	2857469	469042	9771.7
II	04615342630	DISEASE CONTROL - IMMUNIZATION PROGRAM	1	66350	10050	10050.0
II	04615342730	DISEASE CONTROL - IMMUNIZATION PROGRAM	1	66250	10050	10050.0
II	04615342830	DISEASE CONTROL - IMMUNIZATION PROGRAM	1	60850	10050	10050.0
II	04615343033	DISEASE CONTROL - IMMUNIZATION PROGRAM	1	72550	10050	10050.0
II	04615344730	PURCHASE OF CHILD CARE [EMPLOYMENT RELATED]	57	500000	500000	8771.9
II	04615347930	SUPPORTIVE SERVICES FOR OLDER MISSISSIPPIANS	60	300000	300000	5000.0
II	04615352630	HOME MAINTAINANCE SERVICES	46	280000	280000	6087.0
II	04615352830	S. C. EMPLOYMENT IN AGING SERVICES	30	193200	193200	6440.0
II	04615354230	CLERICAL ASSISTANCE	18	105840	105840	5880.0
II	04615362630	SR. OPPORTUNITIES + SERVICES	30	190740	173400	5780.0
II	04615434530	ADDITIONAL SERVICES FOR AGING	39	192557	192557	4937.4
II	04615440130	SENIOR EMPLOYMENT PROGRAM	100	332000	332000	3320.0
II	04615447930	FOOD SERVICE ASSISTANCE	33	113256	113256	3432.0
II	04615479230	NUTRITION IN RURAL COMMUNITY	20	143500	58600	2930.0
II	04615479330	NUTRITION SERVICES TO RURAL COMMUNITIES	15	107300	43925	2928.3
II	04615479530	NUTRITION SERVICES TO RURAL COMMUNITIES	15	107300	43925	2928.3
II	04615479630	NUTRITION SERVICES TO RURAL COMMUNITIES	10	71543	29273	2927.3
II	04615480830	RURAL HOUSING REHABILITATION	5	35771	14636	2927.2
II	04615484230	SENIOR EMPLOYMENT PROGRAM	100	332000	332000	3320.0
II	04615494430	SENIOR EMPLYMENT PROGRAM	100	332000	332000	3320.0
II	04615495030	SENIOR EMPLOYMENT PROGRAM	100	332000	332000	3320.0
II	04615495230	SENIOR EMPLOYMENT PROGRAM	100	332000	332000	3320.0
II	04615518213	VOLUSIA COUNTY EROSION CONTROL PROGRAM	14	105640	68640	4902.9
II	04615518713	CUSHING AND MILLS CREEK MAINTENANCE OF STRUCTURAL MEASURES	7	46480	46480	6640.0
II	04615518813	MADISON COUNTY ROADSIDE STABILIZATION	4	28600	26000	6500.0
II	04615531213	STEPHENS COUNTY CONSERVATION TREATMENT	49	352800	352800	7200.0
II	04615531313	PIKE COUNTY CONSERVATION TREATMENT	15	99000	99000	6600.0
II	04615531413	WAYNE COUNTY CONSERVATION TREATMENT	15	108000	108000	7200.0
II	04615531513	BARTOW COUNTY CONSERVATION TREATMENT	25	180000	180000	7200.0
II	04615531613	HANCOCK COUNTY CONSERVATION TREATMENT	15	99000	99000	6600.0
II	04615531713	WHITFIELD COUNTY CONSERVATION TREATMENT	25	180000	180000	7200.0
II	04615531813	DAWSON COUNTY CONSERVATION TREATMENT	15	108000	108000	7200.0
II	04615531913	GILMER COUNTY CONSERVATION TREATMENT	25	180000	180000	7200.0
II	04615532013	POLK COUNTY CONSERVATION TREATMENT	25	180000	180000	7200.0
II	04615536413	SOIL + WATER CONSERVATION WORK	28	200000	200000	7142.9
II	04615536513	SOIL + WATER CONSERVATION WORK	50	360736	360736	7214.7
II	04615536613	SOIL + WATER CONSERVATION WORK	49	352430	352430	7192.4
II	04615536813	SOIL + WATER CONSERVATION WORK	35	250000	250000	7142.9

APPROVED EDA TITLE X PROJECTS FOR ROUNDS I AND II
SORTED BY EDA PROJECT ID WITHIN ROUND

RND	EDA PROJECT IDENT	SHORT TITLE OF PROJECT	EST NUMB EMPL	REQUESTED TOTAL FUNDS	REQUESTED TITLE X FUNDS	TITLE X COST PER EMPLOYEE
II	04615536913	SOIL + WATER CONSERVATION WORK	39	284460	284460	7293.8
II	04615537013	SOIL + WATER CONSERVATION WORK	44	316830	316830	7200.7
II	04615537213	SOIL + WATER CONSERVATION WORK	21	150000	150000	7142.9
II	04615537513	SOIL + WATER CONSERVATION WORK	33	250000	250000	7575.8
II	04615538813	SOIL + WATER COVSERVATION WORK	28	200000	200000	7142.9
II	04615539013	SOIL + WATER CONSERVATION WORK	28	200000	200000	7142.9
II	04615540613	EROSION CONTROL, MAINTENANCE OF FLOOD PREVENTION STRUCTURES, RECREA	31	260000	260000	8387.1
II	04615540713	WATERSHED MAINTENANCE AND EROSION/SEDIMENT CONTROL	20	160000	160000	8000.0
II	04615557513	PLANT MATERIALS CENTER DEVELOPMENT	12	86400	86400	7200.0
II	04615574914	FOREST PROTECTION AND MANAGEMENT	6	75000	73000	12166.7
II	04615575014	FOREST PROTECTION AND MANAGEMENT	42	510000	500000	11904.8
II	04615575114	FORESTRY BUILDING CONSTRUCTION AND MAINTENANCE	20	183744	174995	8749.7
II	04615575714	FOREST PROTECTION AND MANAGEMENT	45	510000	500000	11111.1
II	04615576214	FOREST PROTECTION AND MANAGEMENT	18	178000	175000	9722.2
II	04615578014	FOREST PROTECTION AND MANAGEMENT	53	510000	500000	9434.0
II	04615578214	FOREST PROTECTION AND MANAGEMENT	52	510000	500000	9615.4
II	04615578514	FOREST PROTECTION AND MANAGEMENT	18	201266	200000	11111.1
II	04615578714	FOREST PROTECTION AND MANAGEMENT	51	520000	500000	9803.9
II	04615583514	ENVIRONMENTAL EDUCATION FACILITIES	10	82110	78200	7820.0
II	04615595314	EROSION CONTROL PUBLIC ACESS IMPROVEMENT	44	412000	400000	9090.9
II	04615617714	WATERSHED RESEARCH	18	55000	55000	3055.6
II	04615626814	FOREST FIRE AND IDC	10	86928	82789	8278.9
II	04615650374	GEORGIA AGRIRAMA LANDSCAPING AND SITE RENOVATION PROJECT	28	218760	124500	4446.4
II	04615651674	HISTORIC LIBRARY	35	100000	80000	2285.7
II	04615662774	MONROE COUNTY COURTHOUSE RENOVATION	100	300000	150000	1500.0
II	04615662874	RESTORATION OF GILMORE SANITARIUM AND DEVELOPMENT INTO REGIONAL	100	100000	50000	500.0
II	04615663174	DEVELOPMENT OF PICKENS RECREATIONAL PARK	20	100000	80000	4000.0
II	04615664574	CHOCTAW CULTURAL HERITAGE PRESERVATION + TRAINING AND	40	152728	130228	3255.7
II	04615667174	POLICE HEADQUARTERS BEAUTIFICATION PROJECT	2	16875	15575	7787.5
II	04615667374	FOURTH AVENUE PARK	100	500000	250000	2500.0
II	04615668974	SEMINOLE VILLAGE EXPANSION + RESTORATION	15	100000	100000	6666.7
II	04615669074	MICCOSUKEE INDIAN ART FESTIVAL SITE RENOVATION	30	100000	100000	3333.3
II	04615692774	HISTORIC RENOVATION PROJECT IN RUGBY HISTORIC DISTRICT	38	180000	144000	3789.5
II	04615692974	RESTORATION OF HISTORIC OOAK HOUSE	15	110000	100000	6666.7
II	04615716891	HOME AND HELATH SERVICES TRAINING FOR TARGET AREA RESIDENTS.	20	116632	116632	5831.6
II	04615716991	HOME REPAIR [ENERGY-MANPOWER TRAINING]	9	71308	71308	7923.1
II	04615717291	WINTERIZATION OF HOMES	9	70050	61300	6811.1
II	04615717391	MARION-WINSTON COUNTIES JOB OPPORTUNITIES PROGRAM	9	55250	52750	5861.1
II	04615717491	MARION-WINSTON COUNTIES JOB OPPORTUNITIES PROGRAM	30	226646	52136	1737.9
II	04615717791	COMMUNITY CREDIT UNION DEVELOPMENT IN ALABAMA	20	179479	179479	8973.9
II	04615717891	MINI TRANSIT PERSONNEL PROJECT	6	36609	36609	6101.5
II	04615717991	JOB TRAINING FOR THE UNEMPLOYED	27	165836	165836	6142.1
II	04615718491	SENIOR SERVICES	26	217699	40738	1566.8
II	04615718591	TRANSPORT ELDERLY & HANDICAPPED	20	148196	53196	2659.8
II	04615718691	SOCIAL SERVICES	25	201745	21706	868.2
II	04615718791	ENERGY CONSERVATION SERVICES	12	114865	44865	3738.7
II	04615718891	NUTRITION SERVICES	23	207833	20427	888.1
II	04615718991	SUWANNEE VALLEY TRANSIT	9	66484	66484	7387.1
II	04615719191	COMMUNITY ACTION AGENCY ENERGY CONSERVATION PROGRAM	10	100000	100000	10000.0

APPROVED EDA TITLE X PROJECTS FOR ROUNDS I AND II
SORTED BY EDA PROJECT ID WITHIN ROUND

RND	EDA PROJECT IDENT	SHORT TITLE OF PROJECT	EST NUMB EMPL	REQUESTED TOTAL FUNDS	REQUESTED TITLE X FUNDS	TITLE X COST PER EMPLOYEE
II	04615719491	SEEDCO TITLE X PROJECT	103	828639	828639	8045.0
II	04615719691	FOOD STAMP OUTREACH PROGRAM	33	390796	390796	11842.3
II	04615719791	OPERATION ANTI-FREEZE # II WINTERIZATION ENERGY PROGRAM	51	326182	282000	5529.4
II	04615719891	EMERGENCY HOME OWNER MAINTENANCE FOR THE ELDERLY POOR	10	89980	89980	8998.0
II	04615719991	COMMUNITY AND FAMILY DEVELOPMENT TEAMS	7	63277	63277	9039.6
II	04615720491	PROJECT JOBS	60	371184	371184	6186.4
II	04615720791	EMERGENCY JOB OPPORTUNITIES PROJECT	125	1113000	1113000	8904.0
II	04615721191	ENERGY ASSISTANCE PROGRAM	220	1800000	1800000	8181.8
II	04615721291	ENERGY CONSERVATION AND NUTRITION	32	99500	99500	3109.4
II	04615721391	PROJECT SURVIVAL	26	220000	220000	8461.5
II	04615721491	ENERGY	51	357113	357113	7002.2
II	04615721591	PENNYRILE OLDER WORKERS PROJECT PENNYRILE AGING CARE & EMPLOYMENT	64	227892	227892	3560.8
II	04615721691	PUBLIC WORKS	60	410440	305880	5098.0
II	04615721791	WINTERIZATION	7	64835	64835	9262.1
II	04615721891	CAA WINTERIZATION PROGRAM	47	389110	389110	8278.9
II	04615721991	FARMERS MARKET AND FLEA MARKET	65	640610	632610	9732.5
II	04615722091	FREE HILLS WATER PROJECT	21	120100	120100	5719.0
II	04615722291	HOME WINTERIZATION	7	16987	16987	2426.7
II	04615722391	JOB OPPORTUNITIES PROGRAM	274	937912	937912	3423.0
II	04615722591	PUBLIC SERVICE EMPLOYMENT PROGRAM	121	849473	849473	7020.4
II	04615723191	UCAC PUBLIC WORKS	50	275000	275000	5500.0
II	04615723691	RODENT AND LEAD CONTROL PROGRAM	139	1422171	349321	2513.1
II	04615723791	EXTENDED DAY CARE	74	460657	460657	6225.1
II	04615723891	EXPANDED COMMUNITY GARDENING PROGRAM	182	635303	522973	2873.5
II	04615723991	HOUSING WINTERIZATION PROJECT	54	420000	400000	7407.4
II	04615724091	EXPANDED ECONOMIC DEVELOPMENT PROJECT	34	451770	295770	8699.1
II	04615724291	DRUG OUTREACH PROJECT	32	321363	106715	3334.8
II	04615724491	FARMWORKER ECONOMIC DEVELOPMENT PROGRAM	19	128353	94524	4974.9
II	04615724591	BURKE COUNTY CHILD DEVELOPMENT CENTER AND WONDER WORLD CHILD DEVELO	18	147968	27968	1553.8
II	04615724891	RE-ENTRY	51	180695	113315	2221.9
II	04615724991	COASTAL AREA ECONOMIC EMPLOYMENT PROGRAM	25	196811	196811	7872.4
II	04615725091	COMWOP	52	284028	264028	5077.5
II	04615725191	WINTERIZATION AND FUEL CONSERVATION FOR THE DISADVANTAGED	10	85012	85012	8501.2
II	04615725391	HOME REPAIR AND RENOVATION	14	117232	117232	8373.7
II	04615725691	BEL INDUSTRY DEVELOPMENT	200	775000	775000	3875.0
II	04615725791	EMERGENCY ENERGY CONSERVATION PROGRAM	113	499955	499955	4424.4
II	04615725891	LOW INCOME HOUSING	21	166527	166527	7929.9
II	04615726091	TRANSPORTATION	11	88884	88884	8080.4
II	04615726191	HOUSING REHABILITATION	1	7197	7197	7197.0
II	04615726291	JOB DEVELOPMENT AND PLACEMENT	38	238163	238163	6267.4
II	04615726691	EIC, INC COMMUNITY FOODS AND NUTRITION PROJECT	11	83875	83875	7625.0
II	04615726891	YADKIN VALLEY JOB OPPORTUNITIES IN HUMAN SERVICES TRANSPORTATION	17	102000	102000	6000.0
II	04615726991	JOB OPPORTUNITIES IN HOME WEATHERIZATION	15	88000	58000	3866.7
II	04615727091	JOB OPPORTUNITES IN COMMUNITY CANNERIES	10	50000	36000	3600.0
II	04615727191	HOUSING REHABILITATION AND WINTERIZATION PROJECT	20	185000	185000	9250.0
II	04615728191	EXPANSION OF CIVIL LEGAL SERVICES TO THE POOR	6	50000	50000	8333.3
II	04615728291	EXPANSION OF CIVIL LEGAL SERVICES TO THE INDIGENT	5	35000	35000	7000.0
II	04615728391	EXPANSION OF CIVIL LEGAL SERVICES TO THE INDIGENT	7	55000	55000	7857.1
II	04615728491	EXPANSION OF CIVIL LEGAL SERVICES TO THE POOR	3	25000	25000	8333.3

APPROVED EDA TITLE X PROJECTS FOR ROUNDS I AND II
SORTED BY EDA PROJECT ID WITHIN ROUND

RND	EDA PROJECT IDENT	SHORT TITLE OF PROJECT	EST NUMB EMPL	REQUESTED TOTAL FUNDS	REQUESTED TITLE X FUNDS	TITLE X COST PER EMPLOYEE
II	04615728591	EXPANSION OF CIVIL LEGAL SERVICES TO THE POOR	4	30000	30000	7500.0
II	04615728691	EXPANSION OF CIVIL LEGAL SERVICES TO THE POOR	3	25000	25000	8333.3
II	04615729691	BROWNSVILLE DRAINAGE AND FLOOD CONTROL	20	276224	276224	13811.2
II	04615729791	BOLIVAR ROADS AND STREETS - MAINTENANCE PROGRAM	20	146835	119068	5953.4
II	04615729891	BOLIVAR RECREATION PROGRAM	2	11960	9568	4784.0
II	04615729991	BOLIVAR SANITATION, SEWER AND WATER PROGRAM	6	52092	52092	8682.0
II	04615731091	EXPANSION OF CIVIL LEGAL SERVICES TO THE INDIGENT	3	25000	25000	8333.3
II	04615731791	ENERGY CONSERVATION AND WINTERIZATION PROJECT	12	74124	48699	4058.2
II	04615766861	WORK EXPERIENCE FOR HANDICAPPED IN FEDERAL AGENCIES	81	656000	656000	8098.8
II	04615773761	FURTHER CREATE + DEVELOP CAMPUS SITE AND RENOVATE BUILDING	60	590600	250000	4166.7
II	04615796061	SCHOOL SAFETY SIDEWALK PROGRAM	34	350000	350000	10294.1
II	04615796461	PUBLIC FACILITIES IMPROVEMENT	33	333333	333333	10101.0
II	04615796561	REHABILITATION OF COUNTY BUILDINGS	18	127312	70000	3888.9
II	04615798861	PUBLIC BUILDING REHABILITATION PROGRAM	63	350000	350000	5555.6
II	04615808761	COMMUNITY BEAUTIFICATION PROJECT	6	37662	37662	6277.0
II	04615809761	LYONS BOTTOM	45	200000	160000	3555.6
II	04615809861	COMMUNITY IMPROVEMENT AND CLEAN UP	2	13003	10402	5201.0
II	04615810061	LANDSCAPING	12	104091	83273	6939.4
II	04615810661	CHEROKEE COUNTY DEFERRED SCHOOL RENOVATION	26	100000	80000	3076.9
II	04615811461	RENOVATION OF FORSYTH COUNTY COURTHOUSE	20	210026	100000	5000.0
II	04615813161	LABOR INTENSIVE SUPPLEMENT TO SWAIN COUNTY RECREATION PARK	27	120200	34100	1263.0
II	04615817961	OCONALUFTEE JOB CORPS CIVILIAN CONSERVATION CENTER TITLE X	35	400000	300000	8571.4
II	04615826066	DAWSON COUNTY JAIL FACILITY CONSTRUCTION PROJECT	79	225000	225000	2848.1
II	04615826966	COUNTY JAIL RENOVATION	30	40000	30000	1000.0
II	04615827566	LAW ENFORCEMENT	3	23000	18400	6133.3
II	04615829566	EMPLOYMENT OF UNEMPLOYED JUVENILES	9	22050	22050	2450.0
II	04615829666	EMPLOYMENT OF UNEMPLOYED JUVENILES	5	24000	24000	4800.0
II	04615829866	HANCOCK COUNTY COURTHOUSE RENOVATION	45	300000	300000	6666.7
II	04615830266	DADE COUNTY MAIN JAIL IMPROVEMENT	75	1246682	400000	5333.3
II	04615846566	MAINTENANCE OF ADEQUATE LAW ENFORCEMENT MANPOWER	33	294851	294851	8934.9
II	04615866940	NORTHEAST CENTER	7	75000	75000	10714.3
II	04615867140	CORINTH SEWER PROGRAM	17	40000	32000	1882.4
II	04615867440	JELLICO WATER LINE PROJECT	48	238000	190400	3966.7
II	04615869625	CONSTRUCT TECHNOLOGY FACILITY, BICENTENNIAL EXPOSITION, KSC	70	3000000	3000000	42857.1
II	04615914340	KENNEDY PARK IMPROVEMENT	18	120000	120000	6666.7
II	04625290706	SEWER COLLECTIONS LINES	8	135000	125000	15625.0
II	04625290806	RIGHT-OF-WAY FOR SEWER LINES	5	53000	48000	9600.0
II	04625291106	HIGH FALLS-COUNTY PARK IMPROVEMENTS	8	70444	62444	7805.5
II	04625291606	ADDITION OF PHYSICAL EDUCATION FACILITIES-OCONEE CO. VOC EDUC.	15	166000	166000	11066.7
II	04625292106	IMPROVEMENT OF COUNTY ROADS-MAINTENANCE	18	127440	127440	7080.0
II	04625292306	FENCING AND RECLAMATION OF OCONEE COUNTY CAMP	6	30150	29150	4858.3
II	04625292406	MAINTENANCE OF COUNTY EQUIPMENT-ROADS	3	18720	18720	6240.0
II	04625297506	ADDITION TO THE GREENVILLE COUNTY PUBLIC HEALTH CENTER	375	1640000	240000	640.0
II	04625299206	SEWER PROJECTS IN UNSEWERED AREAS	200	2743880	421300	2106.5
II	04625299606	HORTICULTURAL GARDENS-HORTITHERAPY	12	100000	75000	6250.0
II	04625299806	RENOVATION, DEVELOPMENT, BEAUTIFICATION OF STATE UNIVERSITY PROPERT	23	180891	170891	7430.0
II	04625299906	EXPAND RECREATIONAL FACILITIES FOR THE HANDICAPPED	19	128152	120152	6323.8
II	04625303106	HAYWOOD COUNTY INDUSTRIAL PARK	30	100000	80000	2666.7
II	04625303806	MACON COUNTY PUBLIC LIBRARY	108	400000	320000	2963.0

APPROVED EDA TITLE X PROJECTS FOR ROUNDS I AND II
SORTED BY EDA PROJECT ID WITHIN ROUND

RND	EDA PROJECT IDENT	SHORT TITLE OF PROJECT	EST NUMB EMPL	REQUESTED TOTAL FUNDS	REQUESTED TITLE X FUNDS	TITLE X COST PER EMPLOYEE
II	04625307306	SULLIGENT MUNICIPAL SECONDARY WASTEWATER TREATMENT FACILITY	100	800000	160000	1600.0
II	04625310106	JACKSON MANPOWER PROJECT	2	15600	12480	6240.0
II	053102002	UNEMPLOYED IMPACT PROJECT. PHASE I	21	245250	196200	9342.9
II	053102006	OSWEGO WATER SYSTEM PROJECT	31	220000	220000	7096.8
II	053102012	BEAUTIFICATION AND MAINTENANCE	96	781000	500000	5208.3
II	053102014	RECREATIONAL PARK DEVELOPMENT	19	250000	250000	13157.9
II	053102015	RECREATIONAL PARK DEVELOPMENT	25	350000	350000	14000.0
II	053102017	STREET RECONSTRUCTION TO ALLEVIATE UNEMPLOYMENT	95	1225000	500000	5263.2
II	053102018	TIMBER STAND IMPROVEMENT	42	350000	350000	8333.3
II	053102023	RESERVATION DEVELOPMENT	30	200000	200000	6666.7
II	053102024	LAKESHORE RECREATIONAL PARK DEVELOPMENT	20	250000	250000	12500.0
II	053102025	RECREATION FACILITIES DEVELOPMENT	20	250000	250000	12500.0
II	053102026	RECREATION FACILITIES DEVELOPMENT	19	250000	250000	13157.9
II	053102029	COMMUNITY DEVELOPEMNT PROJECT	35	436000	236000	6742.9
II	05615015905	BOUNTIFUL CITY FLOOD CONTROL + CULINARY WATER SYSTEM DEVELOPMENT	50	333000	300000	6000.0
II	05615016105	PLEASANT VIEW PARKS + DEVELOPMENT + RENOVATION	7	33000	30000	4285.7
II	05615016205	RENOVATE OUTDOOR DANCE PAVILLON + FAIRGROUNDS	25	105000	100000	4000.0
II	05615017705	KINGSTON PARK + BEAUTIFICATION PROJECT	4	23000	20430	5107.5
II	05615019905	SIDEWALKS REPLACEMENT + FLOOD CONTROL	16	95000	85000	5312.5
II	05615024005	SOUTHERN UTE LANDSCAPING + URBAN RENEWALS.	62	469904	400000	6451.6
II	05615024505	MANCOS CANYON STABILIZATION + PRESERVATION	15	99806	95806	6387.1
II	05615050089	GROUNDS MAINTENANCE	10	114000	114000	11400.0
II	05615050689	GROUNDS MAINTENANCE	20	228000	228000	11400.0
II	05615120454	INDIAN ACTION PROGRAM	35	300000	300000	8571.4
II	05615120654	FLATHEAD IAT	35	300000	300000	8571.4
II	05615121354	TURTLE MOUNTAIN IAT	35	300000	300000	8571.4
II	05615121654	SISSETON IAT	47	400000	400000	8510.6
II	05615124654	FORT TOTTEN IAT	35	300000	300000	8571.4
II	05615125954	WIND RIVER ROAD MAINTENANCE	5	25000	25000	5000.0
II	05615126054	ROCKY BOY ROAD MAINTENANCE	3	25000	25000	8333.3
II	05615128754	CROW CREEK IAT	35	300000	300000	8571.4
II	05615131354	YANKTON IAT	35	300000	300000	8571.4
II	05615131654	FORT PECK IAT	58	500000	500000	8620.7
II	05615135654	WIND RIVER INDIAN ACTION TEAM	58	500000	500000	8620.7
II	05615159101	ST. LOUIS STREET IMPROVEMENT PROGRAM	30	240000	200000	6666.7
II	05615244107	FENCING AND BUILDING ERECTION PROJECT	15	53735	53735	3582.3
II	05615244207	HOUSING MAINTENANCE AND REPAIR	43	639340	444335	10333.4
II	05615245807	HUMMEL PARK RENOVATION	25	300000	248000	9920.0
II	05615246607	SANITARY LAND FILL ATTENDANT	1	7647	6882	6882.0
II	05615246707	COUNTY HIGHWAY PERSONNEL	2	14670	13202	6601.0
II	05615246807	COMMUNITY IMPROVEMENT	4	38500	35000	8750.0
II	05615268121	RIVER DESPERES DRAINAGE CHANNEL	3	40752	34752	11584.0
II	05615268221	TREATMENT PLANT CLEANING AND MAINTENANCE	6	75954	69504	11584.0
II	05615279821	PUMP STATION REHABILITATION	10	120340	115840	11584.0
II	05615356830	STANDING ROCK JOB OPPORTUNITIES PROGRAM	39	69679	69679	1786.6
II	05615356930	COMMUNITY IMPROVEMENT PROJECT	25	128578	128578	5143.1
II	05615357130	TRIBAL SENIOR OPPORTUNITIES SERVICE CENTER	16	132272	118272	7392.0
II	05615357230	RESERVATION CLEANUP COMPAIGN	31	322760	221760	7153.5
II	05615357330	TRIBAL EDUCATIONAL DEVELOPMENT PROGRAM	25	576324	187324	7493.0

APPROVED EDA TITLE X PROJECTS FOR ROUNDS I AND II
SORTED BY EDA PROJECT ID WITHIN ROUND

RND	EDA PROJECT IDENT	SHORT TITLE OF PROJECT	EST NUMB EMPL	REQUESTED TOTAL FUNDS	REQUESTED TITLE X FUNDS	TITLE X COST PER EMPLOYEE
II	05615357430	STOCK DAM/ACCESS ROADS PROJECT	155	2120000	2120000	13677.4
II	05615361030	MAINTAIN EXISTING LIBRARY SERVICES FOR COLO. BLIND + PHYSICALLY-HAN	3	32000	30000	10000.0
II	05615385730	RECRUITMENT OF MINORITY + POVERTY GROUPS INTO AREA VOC. ED. SCHOOLS	200	543000	208000	1040.0
II	05615385830	CONSTRUCTION FOR TRAINING FACILITIES	300	18700000	1500000	5000.0
II	05615400230	ADULT SERVICES	28	151000	120800	4314.3
II	05615400430	CHILD CARE	24	160000	128000	5333.3
II	05615415130	BELCOURT INDIAN SANITATION FACILITIES CONSTRUCTION PROJECT	15	200000	200000	13333.3
II	05615440030	SENIOR EMPLOYMENT PROGRAM	100	332000	332000	3320.0
II	05615447430	INCREASED SECURITY OF HOMES FOR ELDERLY	88	442953	432953	4919.9
II	05615464330	RURAL HOUSING REHABILITATION	6	42927	17565	2927.5
II	05615464830	RURAL HOUSING REHABILITATION	12	85851	35127	2927.2
II	05615479730	RURAL SENIOR CITIZEN HOUSING WINTERIZATION	8	57241	23423	2927.9
II	05615479930	RURAL SENIOR CITIZEN HOUSING WINTERIZATION	4	28690	11750	2937.5
II	05615480130	RURAL HOUSING REHABILITATION	5	35771	14636	2927.2
II	05615484130	SENIOR EMPLOYMENT PROGRAM	100	332000	332000	3320.0
II	05615494930	SENIOR EMPLOYMENT SERVICE	100	332000	332000	3320.0
II	05615504830	RESERVATION DEVELOPMENT	54	460300	460300	8524.1
II	05615505630	DIRECT EMPLOYMENT	180	1278288	1043677	5798.2
II	05615507630	ELDERLY HOME - WINTERIZATION + WOOD HAULING.	7	68310	68310	9758.6
II	05615507730	MANOR AIDES	7	60250	60250	8607.1
II	05615507930	COMMUNITY IRRIGATION PROJECT	15	151975	151975	10131.7
II	05615508030	RESTORATION OF NATURAL WATERFRONT	6	59400	59400	9900.0
II	05615510930	MATERNAL CHILD HEALTH	10	107500	107500	10750.0
II	05615511030	COMMODITY DISTRIBUTION	3	24750	24750	8250.0
II	05615588214	FOREST RESEARCH FACILITY IMPROVEMENT	6	79600	77300	12883.3
II	05615615614	FOREST PROTECTION AND MANAGEMENT	10	99000	95000	9500.0
II	05615627414	FOREST PROTECTION AND MANAGEMENT	22	233958	230500	10477.3
II	05615685274	UNITED TRIBES OF NORTH DAKOTA DEVELOPMENT CORPORATION	7	50000	50000	7142.9
II	05615685374	RENOVATION OF STANDING ROCK HISTORICAL SITES	15	100000	100000	6666.7
II	05615691774	ROSEBUD CEREMONIAL + RECREATION DEVELOPMENT	10	40000	40000	4000.0
II	05615691874	YANKTON SIOUX TRIBE CULTURAL PRESERVATION PROGRAM	6	40000	40000	6666.7
II	05615691974	IDENTIFY + MARK SIGNIFICANT GEOLOGICAL + HISTORICAL SITES	12	60000	60000	5000.0
II	05615692074	SISSETON-WAHPETON SIOUX CEREMONIAL PARK	4	20000	20000	5000.0
II	05615693774	OLD FORT DUCHESNE RESTORATION	10	75000	75000	7500.0
II	05615696674	WATER AND SEWER PROJECT	15	60000	60000	4000.0
II	05615696774	WATER AND SEWER PROJECT	15	60000	60000	4000.0
II	05615744891	COMMUNITY TRAINING AND JOB DEVELOPMENT PROJECT	169	1100904	590904	3496.5
II	05615745391	EMERGENCY ENERGY CONSERVATION	220	756400	756400	3438.2
II	05615745891	JOB OPPORTUNITIES FOR UNEMPLOYED THROUGH SENIOR CITIZEN ASSISTANCE	10	71665	26665	2666.5
II	05615746191	ENERGY CONSERVATION PROGRAM	4	28000	28000	7000.0
II	05615746891	PUBLIC WORK OF BELKNAP TO IMPROVE BUFFALO RANGE. DISPATCHING SERVIC	33	163615	163615	4958.0
II	05615756691		4	17000	12000	3000.0
II	05615782461	CLEAR COUNTY ROADS RIGHT OF WAYS	20	150000	150000	7500.0
II	05615818461	RENOVATION * REMODEL TRIBAL SERVICE BUILDINGSIMPROVE CUMMUNITY AND	21	444975	177408	8448.0
II	05615819161	TO REHABILITATE PAROLEES	18	143000	141710	7872.8
II	05615820161	EDUCAID	16	129350	118150	7384.4
II	05615820261	GAME MANAGEMENT + DEVELOPMENT	8	100441	72441	9055.1
II	05615820361	JOBS FOR YOUTH	21	244554	144554	6883.5
II	05615820461	FT PECK RESERVATION SKILL CENTER	24	130800	130500	5437.5

APPROVED EDA TITLE X PROJECTS FOR ROUNDS I AND II
SORTED BY EDA PROJECT ID WITHIN ROUND

RND	EDA PROJECT IDENT	SHORT TITLE OF PROJECT	EST NUMB EMPL	REQUESTED TOTAL FUNDS	REQUESTED TITLE X FUNDS	TITLE X COST PER EMPLOYEE
II	05615820661	RESERVATION YOUTH SCOUTING	2	16500	16500	8250.0
II	05615822161	CLERICAL OFFICE TRAINING	2	10000	10000	5000.0
II	05615835666	CRIMINAL JUSTICE SYSTEM REEMPLOYMENT PROGRAM	14	119945	119945	8567.5
II	05615853766	STUDENT WORK ASSISTANCE PROGRAM	71	161505	123173	1734.8
II	05615853866	CLERICAL SERVICES	80	526944	526944	6586.8
II	063102001	IMPROVE STREETS/SIDEWALKS/DRAINAGE/ALLEYS	14	150000	120000	8571.4
II	063102005	DRAINAGE IMPROVEMENTS	31	300000	240000	7741.9
II	063102007	LUSK CREEK CLEARANCE	26	300000	240000	9230.8
II	063102008	RESIDENTIAL THOROUGHFARE IMPROVEMENT PROGRAM	63	895000	400000	6349.2
II	063102011	TREE MAINTENANCE	14	204000	163000	11642.9
II	063102015	REPAIR 39 COVERED BRIDGES-100 YR < OLD WOOD STRUCTURES	126	500000	400000	3174.6
II	063102020	RIVER AREA CLEANUP FOR PARK + RECREATION AREA	48	150000	120000	2500.0
II	063102023	CURB, GUTTER + SIDEWALK IMPROVEMENT	30	150000	120000	4000.0
II	063102024	RENOVATE ADM. BLDG AT AIRPORT	26	125000	100000	3846.2
II	063102025	FARM LAND CLEARING	12	100000	100000	8333.3
II	063102029	COMMUNITY ACTIVITIES CENTER	17	125000	100000	5882.4
II	063102030	CREATE AND IMPROVE CO. PARK SYSTEM	42	300000	240000	5714.3
II	063102031	CAPITOL PARK-CHINATOWN IMPROVEMENTS	46	675000	450000	9782.6
II	063102034	SAGINAW COUNTY INFIRMARY	90	2000000	400000	4444.4
II	063102039	RENOVATE EXISTING BUILDING INTO CITY HALL	28	270000	216000	7714.3
II	063102045	CAMP GROUND IMPROVEMENTS	15	150000	150000	10000.0
II	063102046	TRAILS + SKI RUNS	27	250000	250000	9259.3
II	063102047	TIMBER ROAD + LAKE SHORE IMPROVEMENTS	22	200000	200000	9090.9
II	063102048	MUSEUM	20	300000	240000	12000.0
II	063102051	REPAIRS TO COUNTY HIGHWAYS AND BRIDGES	14	125000	100000	7142.9
II	063102056	CONSTRUCT PARKING LOT, ACCESS ROAD, PICNIC AREA IN RECREATION AREA	27	350000	280000	10370.4
II	063102057	IMPROVEMENTS TO COUNTY HIGHWAYS AND BRIDGES	30	250000	200000	6666.7
II	063102058	HOSPITAL RENOVATION	26	232000	185000	7115.4
II	063102063	RENOVATE TRIBAL BUILDINGS	20	200000	200000	10000.0
II	063102064	CLEARING + CLEANING RIVER	27	250000	250000	9259.3
II	063102065	PARK + SIDEWALK IMPROVEMENTS	13	100000	100000	7692.3
II	063102066	CITY HALL RENOVATION	20	200000	200000	10000.0
II	063102071	ROADSIDE BEAUTIFICATION	20	200000	160000	8000.0
II	063102078	HEADQUARTERS FIRE STATION & TRAINING CENTER	65	1000000	200000	3076.9
II	06615029102	CADILLAC MUNICIPAL COMPLEX	37	1000000	200000	5405.4
II	06615030602	ITASCA-KOOCHICHING ENERGY + ENVIRONMENTAL PROGRAM	30	160000	150000	5000.0
II	06615031202	SCENIC STATE PARK	5	10000	10000	2000.0
II	06615033302	INITIAL RESTORATION OF OLD FEDERAL BUILDING	89	300000	300000	3370.8
II	06615035102	TRAILOR COURT SITE AND ROAD CLEARING	32	191000	191000	5968.7
II	06615035202	ONEIDA RECREATIONAL DEVELOPMENT PLAN	16	150000	150000	9375.0
II	06615035302	ROUND LAKE COMPGROUND	20	140000	140000	7000.0
II	06615038102	OSCODA COUNTY PARK BUILDING	10	50000	40000	4000.0
II	06615038302	EMERICK MUNICIPAL PARK	10	50000	40000	4000.0
II	06615038502	ACCELERATED FOREST TREATMENT	9	100000	100000	11111.1
II	06615039402	BRUSH CLEARING AND GRADING.	35	200000	160000	4571.4
II	06615039502	KENWOOD PARK DEVELOPMENT	15	72000	36000	2400.0
II	06615039802	SHELTERED WORKSHOP FOR MENTALLY RETARDED	15	120000	96000	6400.0
II	06615050189	ROADS AND GROUNDS IMPROVEMENT 51(, CUSTODIAL SERVICES 49(	36	332016	332016	9222.7
II	06615075451	CAMPGROUND CONSTRUCTION	5	35000	17500	3500.0

APPROVED EDA TITLE X PROJECTS FOR ROUNDS I AND II
SORTED BY EDA PROJECT ID WITHIN ROUND

RND	EDA PROJECT IDENT	SHORT TITLE OF PROJECT	EST NUMB EMPL	REQUESTED TOTAL FUNDS	REQUESTED TITLE X FUNDS	TITLE X COST PER EMPLOYEE
II	06615075651	HIKING, NATURE AND BRIDLE TRAILS	24	183454	91727	3822.0
II	06615075751	CONSTRUCTION OF HIKING AND NATURE TRAILS	45	298794	149397	3319.9
II	06615075951	HORSEMANS CAMPGROUND	5	36132	18066	3613.2
II	06615079651	RIVERFRONT BIKEWAY	150	950000	665000	4433.3
II	06615104458	MICHIGAN HISTORY SITES SURVEY	37	222640	111320	3008.6
II	06615108658	RENOVATION OF CITY HALL AND WEST SIDE MARKET	17	362179	166748	9808.7
II	06615135454	MINN CHIPPEWA INDIAN ACTION TEAM	10	166740	166740	16674.0
II	06615172481	5TH STREET EXTENSION	24	320000	64000	2666.7
II	06615187281	ROADSIDE IMPROVEMENT	15	150000	150000	10000.0
II	06615193082	DETROIT CITY AIRPORT IMPROVEMENT	23	400000	320000	13913.0
II	06615193182	DETROIT CITY AIRPORT IMPROVEMENT	25	275000	220000	8800.0
II	06615194783	WASHINGTON BLVD TROLLEY LINE	63	844000	422000	6698.4
II	06615195183	FLEET CLEAN	44	563000	563000	12795.5
II	06615268721	BEVERLY ROAD - WAYNE COUNTY - SEWER PROJECT	10	126700	126700	12670.0
II	06615268821	HURON RIVER INDUSTRIAL PARK - SANITARY SEWER PROJECT	5	65100	65100	13020.0
II	06615268921	MIDDLEBELT ROAD - COMMERCIAL EXPANSION	6	31500	31500	5250.0
II	06615269321	START-UP ASSISTANCE - WASTEWATER PLANT	11	179200	168000	15272.7
II	06615270121	COMPREHENSIVE RODENT CONTROL PROGRAM	50	526316	500000	10000.0
II	06615270721	PREPARE WATER + SEWERAGE CUSTOMER ACCOUNT CARDS	26	213300	202500	7788.5
II	06615270821	WATER SYSTEM YARD AND STATION IMPROVEMENTS	21	341550	324000	15428.6
II	06615270921	CENTRAL AREA - OUTSIDE READING DEVICES	6	120000	114000	19000.0
II	06615271021	NORTHEAST AREA - OUTSIDE READING DEVICES	6	120000	114000	19000.0
II	06615271121	NORTH AREA - OUTSIDE READING DEVICES	6	120000	114000	19000.0
II	06615271221	NORTHWEST AREA - OUTSIDE READING DEVICES	6	120000	114000	19000.0
II	06615271321	SOUTHWEST AREA - OUTSIDE READING DEVICES	6	120000	114000	19000.0
II	06615271621	TECHNICAL RECORDS MANAGEMENT	21	428400	406000	19333.3
II	06615275021	AIR POLLUTION PROJECT	24	307262	307262	12802.6
II	06615276721	ECORSE ROAD-GM ALLISON DIESEL SEWER EXTENSION	8	70000	70000	8750.0
II	06615278521	ACCELERATE AND IMPROVE ENVIRONMENTAL CONTROL ACTIVITIES	20	214460	175776	8788.8
II	06615278721	ENVIRONMENTAL RESOURCES MANAGEMENT	14	150451	128451	9175.1
II	06615278821	ENVIRONMENTAL RESOURCES MANAGEMENT	27	292610	250610	9281.9
II	06615278921	ENVIRONMENTAL RESOURCES MANAGEMENT	13	138844	116844	8988.0
II	06615279021	ENVIRONMENTAL RESOURCES MANAGEMENT	17	186314	156314	9194.9
II	06615279121	ENVIRONMENTAL RESOURCES MANAGEMENT	16	166330	140330	8770.6
II	06615279221	ENVIRONMENTAL RESOURCES MANAGEMENT	12	125483	107483	8956.9
II	06615279321	REGIONAL POLLUTION SOURCE SURVEILLANCE	4	28636	27272	6818.0
II	06615279721	RIVER BASIN WATER QUALITY DEVELOPMENT PLANNING	118	1895693	1621967	13745.5
II	06615352230	RURAL HOUSING REHABILITATION	5	35771	14636	2927.2
II	06615371030	MINNEAPOLIS PUBLIC SCHOOLS TEACHER AIDES	45	251000	251000	5577.8
II	06615372230	PUBLIC HEALTH SERVICES	108	1200000	1000000	9259.3
II	06615437230	PROJECT HELP FOR HOME BOUND AGED	26	275000	275000	10576.9
II	06615460130	NUTRITION SERVICES TO RURAL COMMUNITIES	4	28690	11750	2937.5
II	06615466430	PROJECT CHAUFFEURS FOR AGED TRANSPORTATION	19	100500	100500	5289.5
II	06615466530	HOME REPAIR FOR OLDER AMERICANS	25	125000	125000	5000.0
II	06615466830	NURSING HOME OMBUDSMAN EXPANSION	103	581000	581000	5640.8
II	06615468930	ENVIRONMENTAL SERVICES TO RURAL COMMUNITIES	8	63434	29550	3693.7
II	06615473230	SENIOR EMPLOYMENT PROGRAM	100	332000	332000	3320.0
II	06615478530	SERVICE PROGRAMS FOR THE ELDERLY	53	424902	424902	8017.0
II	06615479030	HOME HELP PROGRAM EXPANSION	62	363302	363302	5859.7

APPROVED EDA TITLE X PROJECTS FOR ROUNDS I AND II
SORTED BY EDA PROJECT ID WITHIN ROUND

RND	EDA PROJECT IDENT	SHORT TITLE OF PROJECT	EST NUMB EMPL	REQUESTED TOTAL FUNDS	REQUESTED TITLE X FUNDS	TITLE X COST PER EMPLOYEE
II	06615483930	SENIOR EMPLOYMENT PROGRAM	100	332000	332000	3320.0
II	06615484430	SENIOR EMPLOYMENT PROGRAM	100	332000	332000	3320.0
II	06615492230	SENIOR EMPLOYMENT PROGRAM	100	332000	332000	3320.0
II	06615494530	SENIOR EMPLOYMENT PROGRAM	100	332000	332000	3320.0
II	06615502330	HOME CONSTRUCTION AND RENOVATION	57	612450	442450	7762.3
II	06615502530	TITLE TEN PROJECT	20	200000	150000	7500.0
II	06615505830	JOB OPPORTUNITIES PROGRAM	26	541346	439346	16897.9
II	06615506130	MILLE LACS COMMUNITY HEALTH OUTREACH PROGRAM	6	91650	34650	5775.0
II	06615511330	VERDICT	120	121596	101330	844.4
II	06615521813	CRITICAL AREA TREATMENT + WATER MANAGEMENT- PUBLIC LANDS	30	247000	220000	7333.3
II	06615522013	CITY OF HILLSDALE PARK DEVELOPMENT	10	110000	100000	10000.0
II	06615522213	MANISTEE COUNTY PARKS IMPROVEMENT	26	160000	155000	5961.5
II	06615522413	CRITICAL AREA TREATMENT ON PUBLIC LAND + CANOE TRAIL DEVELOPMENT	11	105000	95000	8636.4
II	06615522613	CRITICAL AREA TREATMENT + MODEL FOREST IMPROVEMENT	7	75000	60000	8571.4
II	06615550913	MAINTENANCE ON KILLBUCK CREEK	12	77600	60000	5000.0
II	06615551013	PARK + FAIRGROUNDS MAINTENANCE	17	83000	73000	4294.1
II	06615551413	DITCH MAINTENANCE	25	575000	525000	21000.0
II	06615552013	MAINTENANCE ON MARSH RUN CHANNEL	8	58000	56000	7000.0
II	06615552113	BUCKEYE LAKE FEEDER CANAL + OUTLET CHANNEL IMPROVEMENT PROJECT	11	39000	30000	2727.3
II	06615575314	FOREST PROTECTION AND MANAGEMENT	20	414166	374166	18708.3
II	06615576014	FOREST PROTECTION AND MANAGEMENT	25	264000	254000	10160.0
II	06615576414	FOREST PROTECTION AND MANAGEMENT	10	89300	87800	8780.0
II	06615576514	FOREST PROTECTION AND MANAGEMENT	24	203000	200000	8333.3
II	06615577214	FOREST PROTECTION AND MANAGEMENT	37	412836	412836	11157.7
II	06615577314	FOREST PROTECTION AND MANAGEMENT	20	414166	374166	18708.3
II	06615579214	FORESTRY CONSERVATION	10	120667	106785	10678.5
II	06615579414	FOREST PROTECTION AND MANAGEMENT	26	258930	246600	9484.6
II	06615583314	FOREST PROTECTION AND MANAGEMENT	21	155436	155436	7401.7
II	06615596514	FOREST PROTECTION AND MANAGEMENT	10	88311	88311	8831.1
II	06615615114	FORESTRY CONSERVATION	21	222027	222027	10572.7
II	06615638415	ANIMAL HEALTH + WELFARE	1	9482	9482	9482.0
II	06615653074	EVANSVILLE BICENTENNIAL TRIBUTE MONUMENT	75	60000	30000	400.0
II	06615659974	WOODWARD-EAST RENAISSANCE	80	591360	295680	3696.0
II	06615660874	FACILITY BEAUTIFICATION	12	76924	76924	6410.3
II	06615661174	LAKE AND STREAM IMPROVEMENT	4	50000	50000	12500.0
II	06615661274	CONSTRUCTION OF SCIENCE CENTER	250	1000000	500000	2000.0
II	06615661374	RENOVATION OF BASEBALL DIAMOND + CAMPGROUND	20	100000	100000	5000.0
II	06615661674	ARTS + CRAFTS BLDG., INDIAN DANCE BOWL	20	100000	100000	5000.0
II	06615695774	CONSTRUCT NATURE TRAILS	30	100000	100000	3333.3
II	06615695874	CONSTRUCTION OF COMMUNITY PARKS + PLAYGROUNDS	40	100000	100000	2500.0
II	06615695974	PARTIAL CONSTRUCTION OF HISTORICAL MUSEUM PROJECT + HISTORICAL FOR	30	100000	100000	3333.3
II	06615696074	PRESERVATION + RESTORATION OF ONEIDA LONGHOUSE HERITAGE, CULTURE +	10	106000	106000	10600.0
II	06615696174	HISTORIC INDIAN WINNEBAGO DANCE BOWL	20	100000	100000	5000.0
II	06615696274	RENOVATION OF BAD RIVER CAMPGROUND	25	100000	100000	4000.0
II	06615696374	CONSTRUCTION OF CAMPGROUNDS	30	100000	100000	3333.3
II	06615696474	HISTORIC DANCE BOWL AREA	20	100000	100000	5000.0
II	06615696574	TRAILER PARK + CAMPGROUND	20	100000	100000	5000.0
II	06615727391	TRAINING + SERVICE DELIVERY	3500	9159790	500000	142.9
II	06615727591	MINORITY BUSINESSMEN + CONTRACTORS LOAN FUND	60	650000	200000	3333.3

APPROVED EDA TITLE X PROJECTS FOR ROUNDS I AND II
SORTED BY EDA PROJECT ID WITHIN ROUND

RND	EDA PROJECT IDENT	SHORT TITLE OF PROJECT	EST NUMB EMPL	REQUESTED TOTAL FUNDS	REQUESTED TITLE X FUNDS	TITLE X COST PER EMPLOYEE
II	06615727691	SENIOR OPPORTUNITIES AND SERVICES	50	535000	185000	3700.0
II	06615727791	PREVENTION + CONTROL OF JUVENILE DELINQUENCY	85	900000	150000	1764.7
II	06615727891	ENERGY CONSERVATION-WINTERIZATION	20	195000	50000	2500.0
II	06615729091	PROJECT HELP	100	348479	267330	2673.3
II	06615729291	BBJ FEDERAL CREDIT UNION	2	20640	14640	7320.0
II	06615729491	SOCIAL SERVICE OUTREACH AND REFERRAL	8	57120	55968	6996.0
II	06615730291	TELEPHONE REASSURANCE	8	90035	90035	11254.4
II	06615730491	PROJECT WINTERIZE	170	1920668	1920668	11298.0
II	06615732091	HOME SERVICES FOR SENIOR CITIZENS	100	1200000	1200000	12000.0
II	06615732291	ENERGY CONSERVATION	6	60245	27531	4588.5
II	06615732991	INNER-CITY ENVIRONMENTAL TASK FORCE	234	129513	128113	547.5
II	06615733091	HOME ASSISTANCE TRAINING AND EMPLOYMENT PROGRAM	51	460720	460720	9033.7
II	06615733691	ENERGY CONSERVATION/WINTERIZATION PROJECT	25	200000	200000	8000.0
II	06615734391	ENERGY FUEL CONSERVATION AND SERVICES PROGRAM	25	168832	156172	6246.9
II	06615734491	APPALACHIAN ENERGY CONSERVATION	16	123500	123500	7718.7
II	06615734691	HOME INVESTMENT PROFECT	4	46000	40000	10000.0
II	06615734791	SPANISH AMERICAN COMMITTEE TRAINING EMPLOYMENT DAY CARE SERVICES	13	133500	133500	10269.2
II	06615734891	ISOLATED SENIORS ASSISTANCE PROJECT	19	90703	48670	2561.6
II	06615735091	HUMAN RESOURCES BANK	44	327902	327902	7452.3
II	06615735191	PROJECT OUTREACH	7	50820	50820	7260.0
II	06615735291	CMACAO FOOD CO-OP	19	159660	159660	8403.2
II	06615735391	FUEL AND ENERGY RELIEF-COMMUNITY FOOD AND NUTRITION	9	100000	100000	11111.1
II	06615735591	HOUSING REHABILITATION JOB OPPORTUNITIES	8	63060	63060	7882.5
II	06615735891	SENIOR SERVICES	15	65711	65711	4380.7
II	06615735991	PROJECT FOR TRAINING AND UTILIZING HEALTH AIDES	30	221581	157075	5235.8
II	06615736091	ENERGY CRISIS INTERVENTION	3	28700	28700	9566.7
II	06615736291	JOB OPPORTUNITIES FOR UNEMPLOYED SPANISH SPEAKING	30	321561	321561	10718.7
II	06615736791	PROJECT HELP-ENERGY & HOUSING	14	68975	65475	4676.8
II	06615736991	NORTHEAST OHIO JOB OPPORTUNITIES BANK (NEOJOB)	55	467363	467363	8497.5
II	06615737091	WINTERIZATION FUEL CONSERVATION CHILDRENS HEALTH	7	61130	61130	8732.9
II	06615747391	ACCELERATION OF SOCIAL SERVICES DELIVERY PLANS	25	251423	251423	10056.9
II	06615747591	ELDERLY HOME SUPPORT SERVICES PROJECT	44	415192	108192	2458.9
II	06615747791	HOUSING SERVICE	16	197636	94816	5926.0
II	06615748091	NORTHEAST WISCONSIN COMMUNITY SERVICES JOB TRAINING PROJECT	40	391872	293904	7347.6
II	06615748391	ADULT WORK EXPERIENCE PROGRAM	80	443680	419392	5242.4
II	06615748491	WEST CAP HOUSING/ENERGY	34	284683	284683	8373.0
II	06615766061	RECREATIONAL + RESIDENTIAL SITE IMPROVEMENT MANPOWER	114	2114796	300000	2631.6
II	06615766461	FACILITY IMPROVEMENTS	12	79414	79414	6617.8
II	06615770261	JOB OPPORTANITY FOR ECONOMIC DEVELOPMENT	8	100000	100000	12500.0
II	06615775361	PROJECT IMPACT	53	115634	115634	2181.8
II	06615775661	FACILITY BEAUTIFICATION	12	76924	76924	6410.3
II	06615786961	RENOVATION OF MESKER PARK AND ZOO	150	450000	400000	2666.7
II	06615787161	NEIGHBORHOOD REHABILITATION PROJECT	25	252181	25500	1020.0
II	06615787361	PARK + RECREATION FACILITY DEVELOPMENT	45	495000	495000	11000.0
II	06615789761	BEAUTIFICATION COUNTY PARK + LAKE IMPROVEMENT	33	283900	283900	8603.0
II	06615789961	RECREATION PARK DEVELOPMENT	5	35000	30000	6000.0
II	06615790161	WORK EXPERIENCE FOR UMEMPLOYED ADULTS	360	1000000	1000000	2777.8
II	06615790261	PUBLIC SERVICE EMPLOYMENT OFR COMMUNITY DEVELOPMENT	130	1000000	1000000	7692.3
II	06615791061	PUBLIC SERVICE EMPLOYMENT FOR COMMUNITY DEVELOPMENT	160	1500000	1200000	7500.0

APPROVED EDA TITLE X PROJECTS FOR ROUNDS I AND II
SORTED BY EDA PROJECT ID WITHIN ROUND

RND	EDA PROJECT IDENT	SHORT TITLE OF PROJECT	EST NUMB EMPL	REQUESTED TOTAL FUNDS	REQUESTED TITLE X FUNDS	TITLE X COST PER EMPLOYEE
II	06615792161	PARK BEAUTIFICATION	124	1500000	1500000	12096.8
II	06615814961	DETROIT JOB CORPS CENTER-TITLE X	12	63600	63600	5300.0
II	06615819661	RESERVATION FORESTRY MANAGEMENT	9	75400	75400	8377.8
II	06615821161	ENERGY CONSERVATION CONSULTANT	1	3764	3764	3764.0
II	06615831566	PUBLIC SAFETY PERSONNEL REEMPLOYMENT	2	38376	38376	19188.0
II	06615833066	MOTORIZED BEAT PATROL	37	362056	320315	8657.2
II	06615833166	SUPPLEMENTAL POLICE PATROL PROGRAM	31	296400	296400	9561.3
II	06615847366	WAYNE/WOOSTER CRIMINAL JUSTICE CENTER	113	4000000	750000	6637.2
II	06615869040	NEIGHBORHOOD HEALTH CENTERS	275	2984204	431250	1568.2
II	06615869140	HOUSING REHABILITATION	100	650000	250000	2500.0
II	06615869440	HOUSING REPAIR FOR ELDERLY	120	1900000	500000	4166.7
II	06615877597	AUTOMATION OF SURVEY INFORMATION	50	700000	700000	14000.0
II	06615878140	OPERATION DEMOLITION	30	350000	350000	11666.7
II	06615878640	HOUSING REHABILITATION	38	210000	150000	3947.4
II	06615882340	RECREATIONAL AND RESIDENTIAL SITE IMPROVEMENT PROJECT	14	1814796	500000	35714.3
II	06615883440	NDP 3 STREET RESURFACING	15	195980	131300	8753.3
II	06615885140	NEIGHBORHOOD SPACES	5	23000	23000	4600.0
II	06615886740	ENERGY CONSERVATION THROUGH WINTERIZATION	78	805600	440000	5641.0
II	06615917930	OPERATION SPREAD	205	614932	614932	2999.7
II	073102004	SALMON HATCHERY	40	551000	440000	11000.0
II	073102006	COMMUNITY IMPROVEMENTS	48	200000	200000	4166.7
II	073102008	NAVAJO INDIAN IRRIGATION PROJECT	100	500000	500000	5000.0
II	073102010	OFFICE BUILDING	27	138737	103737	3842.1
II	073102011	MULTIPURPOSE BUILDING	25	285000	245000	9800.0
II	073102013	INDIA BASIN INDUSTRIAL PARK RAILROAD SPUR LINE	30	277000	221600	7386.7
II	073102015	SERVICE CENTER	40	255000	204000	5100.0
II	073102019	WATTS INDUSTRIAL PARK IMPROVEMENTS	30	235000	188000	6266.7
II	073102020	CURB, GUTTER AND SIDEWALKS	21	300000	240000	11428.6
II	073102021	NORTH CENTRAL INDUSTRIAL DISTRICT IMPROVEMENT PROSPECT	63	370000	296000	4698.4
II	073102022	TWIN LAKES FREEDOM PARK	27	235500	188400	6977.8
II	073102024	REHAB TWO FIRE STATIONS FOR USE AS COMMUNITY SERVICE CENTERS	40	625000	500000	12500.0
II	073102025	ALONDRA PARK PROJECT	50	286193	229000	4580.0
II	073102026	COMPTON ALLEY IMPROVEMENTS	17	200000	160000	9411.8
II	073102028	SCHOOL SAFETY UPGRADE [OSHA AND CAL-OSHA]	166	379000	304000	1831.3
II	073102029	COURT HOUSE RESTORATION	50	330000	264000	5280.0
II	073102030	CONSTRUCTION OF MINI-PARK, PARKING LOT, STREET PAVING, LANDSCAPING	23	101000	85000	3695.7
II	073102032	REPLACE COURTHOUSE	65	840000	168000	2584.6
II	073102036	ROAD AND STREAM BEAUTIFICATION	39	350000	300000	7692.3
II	073102038	PYRAMID LAKE FENCE REHABILITATION	24	275000	250000	10416.7
II	073102039	RANGE IMPROVEMENT ON SOUTH FORK INDIAN RES.	12	100000	100000	8333.3
II	073102041	CULTURAL CENTER REMODELING-PHASE II	23	335000	268000	11652.2
II	073102050	REHABILITATE AND IMPROVE KEY RESERVATION FACILITIES	35	325000	325000	9285.7
II	073102054	SKOKOMISH INDIAN MULTI-SERVICE CENTER	20	235000	70000	3500.0
II	073102058	LAW ENFORCEMENT VOCATIONAL-EDUCATION BUILDING	108	1188000	928000	8592.6
II	073102059	COUNTY PARK + FOREST ACCESS PROJECT	25	150000	120000	4800.0
II	073102065	INDUSTRIAL ACCESS ROADS	100	980000	784000	7840.0
II	07615005629	CLEAN A/C DUCTS	7	25000	24000	3428.6
II	07615006129	CLEAN DUCT WORK- OR	11	50000	49000	4454.5
II	07615028105	PUBLIC WORKS PROJECT	54	535000	385000	7129.6

69-393 O - 76 - 23

APPROVED EDA TITLE X PROJECTS FOR ROUNDS I AND II
SORTED BY EDA PROJECT ID WITHIN ROUND

RND	EDA PROJECT IDENT	SHORT TITLE OF PROJECT	EST NUMB EMPL	REQUESTED TOTAL FUNDS	REQUESTED TITLE X FUNDS	TITLE X COST PER EMPLOYEE
II	07615028205	PUBLIC WORKS PROJECT	43	421800	351500	8174.4
II	07615040292	PINE MATHEWS LAKES	20	221100	201000	10050.0
II	07615041092	KLAMATH RIVER	5	27500	25000	5000.0
II	07615041792	MUD MOUNTAIN DAM	18	121000	110000	6111.1
II	07615045392	CHIEF JOSEPH DAM	46	176000	160000	3478.3
II	07615048093	MAINTENANCE OF MARINE CORPS REAL PROPERTY FACILITIES	25	366680	366680	14667.2
II	07615048193	MAINTENANCE OF MARINE CORPS REAL PROPERTY FACILITIES	14	224000	224000	16000.0
II	07615049989	GROUNDS MAINTENANCE	25	285000	285000	11400.0
II	07615050789	GROUNDS MAINTENANCE	20	228000	228000	11400.0
II	07615051089	GROUNDS MAINTENANCE	35	399000	399000	11400.0
II	07615088651	GOLD BEACH CITY PARK PHASE 2	5	28000	14000	2800.0
II	07615088951	BUFFINGTON MEMORIAL PARK, PHASE 2	6	22000	11000	1833.3
II	07615089151	BROOKINGS CITY PARKS IMPROVEMENT	6	13000	6500	1083.3
II	07615100658	CANYON DE CHELLY NATIONAL MONUMENT	30	136000	136000	4533.3
II	07615110257	PACIFIC CREST TRAIL SURVEY AND CONSTRUCTION	20	70500	70500	3525.0
II	07615113657	RECREATION + TRAIL MAINTENANCE	12	28000	28000	2333.3
II	07615121754	WALKER RIVER IAT	35	300000	300000	8571.4
II	07615123954	HOONAH ROAD MAINTENANCE	10	67096	67096	6709.6
II	07615124754	WARM SPRINGS IAT	35	300000	300000	8571.4
II	07615125154	SAN CARLOS ROAD MAINTENANCE	12	63000	63000	5250.0
II	07615125754	ANNETTE ISLAND ROAD MAINTENANCE	14	78360	78360	5597.1
II	07615126454	NAVAJO-ARIZONA ROAD MAINTENANCE	21	200000	200000	9523.8
II	07615126754	SPOKANE ROAD MAINTENANCE	3	22000	22000	7333.3
II	07615126854	YAKIMA ROAD MAINTENANCE	5	30000	30000	6000.0
II	07615131054	PYRAMID LAKE INDIAN ACTION TEAM	35	300000	300000	8571.4
II	07615131754	TULE RIVER IAT	35	300000	300000	8571.4
II	07615131954	HUALAPAI INDIAN ACTION TEAM	35	300000	300000	8571.4
II	07615133354	HOOPA IAT	35	300000	300000	8571.4
II	07615133654	DUCK VALLEY IAT	35	300000	300000	8571.4
II	07615133754	TULALIP IAT	35	300000	300000	8571.4
II	07615133854	COLORADO RIVER IAT	35	300000	300000	8571.4
II	07615134254	PORT GAMBLE IAT	35	300000	300000	8571.4
II	07615134354	SWINOMISH IAT	35	300000	300000	8571.4
II	07615134954	MAKAH INDIAN ACTION TEAM	35	300000	300000	8571.4
II	07615135154	LUMMI INDIAN ACTION TEAM	35	300000	300000	8571.4
II	07615138653	LAKE CACHUMA	10	60000	60000	6000.0
II	07615154451	GREEN BELT FOR BICYCLISTS	45	507600	423000	9400.0
II	07615154751	BIG BASIN REDWOODS STREAM CLEARANCE AND RESTORATION	24	42000	21000	875.0
II	07615184681	BROADBENT SECTION	50	2184200	1707825	34156.5
II	07615184781	ELK RIVER - PORT ORFORD SECTION	56	2465000	1927383	34417.6
II	07615188081	HAYES HILL-CALIFORNIA STATE LINE SECTION	56	1300000	1016470	18151.2
II	07615188381	ROCKY CANYON-PRINEVILLE RESERVOIR SECTION	16	400000	312760	19547.5
II	07615188481	REPLACE FROZEN ICE PLANT IN OR NEAR SACRAMENTO	40	230000	34000	850.0
II	07615227799	WATTS MINI PARK BUSINESS DEVELOPMENT	129	244830	244830	1897.9
II	07615252009	FOREST IMPROVEMENT AND RECREATION	20	324645	295135	14756.7
II	07615252209	FOREST IMPROVEMENT AND FIRE HAZARD ABATEMENT	18	298131	271028	15057.1
II	07615252409	FOREST IMPROVEMENT AND RECREATION	18	298131	271028	15057.1
II	07615252509	FOREST IMPROVEMENT AND FIRE HAZARD ABATEMENT	18	298131	271028	15057.1
II	07615252709	BEAUTIFICATION + CLEAN UP FOR JEFFERSON COUNTY BICENTENNIAL ACTIVIT	12	128820	114048	9504.0

APPROVED EDA TITLE X PROJECTS FOR ROUNDS I AND II
SORTED BY EDA PROJECT ID WITHIN ROUND

RND	EDA PROJECT IDENT	SHORT TITLE OF PROJECT	EST NUMB EMPL	REQUESTED TOTAL FUNDS	REQUESTED TITLE X FUNDS	TITLE X COST PER EMPLOYEE
II	07615253309	HOME REPAIR AND HOMEOWNER TRAINING	14	135000	115000	8214.3
II	07615362830	OLDER NATIVE AMERICAN PUBLIC SERVICE EMPLOYMENT PROJECT	50	387000	375000	7500.0
II	07615365730	FEDERAL PROPERTY DONATION	7	75323	75323	10760.4
II	07615380430	REPAIR AND RENOVATION OF EXISTING CHILD CARE FACILITIES AND PLAY-GR	144	387396	309917	2152.2
II	07615405530	EARLY PERIODIC SCREENING DIAGNOSIS AND TREATMENT [EPSDT]	240	2880000	2880000	12000.0
II	07615405730	IMPLEMENTATION OF FEDERAL INTERAGENCY DAY CARE REQUIREMENTS	6	103495	103495	17249.2
II	07615406830	VENEREAL DISEASE INFORMATION AND EDUCATION CAMPAIGN	1	17535	17535	17535.0
II	07615406930	TO RE-EMPLOY ABE TEACHERS IN ALASKA VILLAGES	21	107817	107817	5134.1
II	07615407330	INTERNSHIP OF UNEMPLOYED TEACHERS IN THE AREA OF ADULT EDUCATION IN	8	97080	97080	12135.0
II	07615407630	RECALLING UNEMPLOYED EDUCATORS	27	253120	168120	6226.7
II	07615408030	STRENGTHENING GRANTS MANAGEMENT	24	284300	151800	6325.0
II	07615408330	CONTINUING BASIC EDUCATION	6	96627	42948	7158.0
II	07615409730	INSTRUCTION IMPROVEMENT AID PROGRAM	250	2000000	2000000	8000.0
II	07615411030	INTERNSHIP OF UNEMPLOYED TEACHERS IN THE AREA OF ADULT EDUCATION	8	92800	92800	11600.0
II	07515411936	RUNAWAY CHILDREN:S SERVICES	20	100000	100000	5000.0
II	07615412530	FOSTER HOME	20	100000	100000	5000.0
II	07615413930	CORRECT SAFETY DEFICIENCIES, REPAIR + IMPROVE BLDG + GROUNDS	36	443750	355000	9861.1
II	07615414530	REPAIR AND IMPROVE HEALTH CENTER + CLINICS	25	303750	243000	9720.0
II	07615415030	REPAIR + IMPROVE FOR SAFETY AND ENERGY CONSERVATION	25	301250	241000	9640.0
II	07615415730	REMODEL, REPAIR + IMPROVE BLDG. AND GROUNDS	100	1231000	985000	9850.0
II	07615417430	DRUG ABUSE PREVENTION + INTERVENTION	11	100000	60000	5454.5
II	07615424430	KOOTENAI COUNTY YOUTH CENTER	20	100000	100000	5000.0
II	07615426530	IDAHO HOMEMAKER/HOME HEALTH AIDE PROJECT	49	450000	450000	9183.7
II	07615427730	STAFF AUGMENTATION EMPLOYMENT + TRAINING	57	856500	856500	15026.3
II	07615428330	MENTAL HEALTH DISCHARGEE FOLLOW UP	6	85800	85800	14300.0
II	07615429230	EDUCATIONAL PLANNING DATA AND INSTRUCTIONAL ASSISTANCE FOR CAREER E	17	202200	202200	11894.1
II	07615433330	ARCHITECTURAL BARRIER ELIMINATION	13	174040	174040	13387.7
II	07615433430	IMPROVE DIRECT SERVICES TO INSTITUTIONALIZED HANDICAPPED	234	2469645	2469645	10554.0
II	07615439030	PARK AND RECREATION AREA MAINTENANCE	5	35771	14636	2927.2
II	07615440230	SENIOR EMPLOYMENT PROGRAM	100	332000	332000	3320.0
II	07615459330	MANPOWER	50	391000	391000	7820.0
II	07615477530	RURAL HOUSING REHABILITATION	10	71643	29373	2937.3
II	07615487430	HISTORICAL SITE REHABILITATION	6	42927	17565	2927.5
II	07615492430	SENIOR EMPLOYMENT PROGRAM	100	332000	332000	3320.0
II	07615494230	SENIOR EMPLOYMENT PROGRAM	100	332000	332000	3320.0
II	07615494330	SENIOR EMPLOYMENT PROGRAM	100	332000	332000	3320.0
II	07615494730	SENIOR EMPLOYMENT PROGRAM	100	332000	332000	3320.0
II	07615494830	SENIOR EMPLOYMENT PROGRAM	100	332000	332000	3320.0
II	07615495330	SENIOR EMPLOYMENT PROGRAM	100	332000	332000	3320.0
II	07615497130	PARK AND RECREATION MAINTENANCE	7	50080	20491	2927.3
II	07615505430	RELEASE-RECAPTURE PROGRAM	33	500000	500000	15151.5
II	07615507130	MULTI PURPOSE BUILDING	16	150000	150000	9375.0
II	07615508130	CENTRALIZED TRIBAL ADMINISTRATION	27	429168	294001	10888.9
II	07615508430	RESERVATION ENHANCEMENT PROGRAM/FISHERIES ENHANCEMENT	12	165000	165000	13750.0
II	07615508630	MOBILE HOME PARK	20	250000	250000	12500.0
II	07615508830	NOOKSACK WATERSHED AND LAND ENHANCEMENT PROJECT	34	375000	375000	11029.4
II	07615511130	RECREATIONAL PARK PROJECT	10	150000	150000	15000.0
II	07615527413	RECREATION REHABILITION + OUTDOOR CLASSROOMS	132	496000	496000	3757.6
II	07615534213	WILDLIFE PLANTING AND HABITAT IMPROVEMENT	5	18175	18175	3635.0

APPROVED EDA TITLE X PROJECTS FOR ROUNDS I AND II
SORTED BY EDA PROJECT ID WITHIN ROUND

RND	EDA PROJECT IDENT	SHORT TITLE OF PROJECT	EST NUMB EMPL	REQUESTED TOTAL FUNDS	REQUESTED TITLE X FUNDS	TITLE X COST PER EMPLOYEE
II	07615534313	TREE PLANTING, WEED CONTROL, FENCE MAINTENANCE	6	2400	2400	400.0
II	07615574814	FOREST PROTECTION AND MANAGEMENT	33	431000	431000	13060.6
II	07615581514	FOREST PROTECTION + MANAGEMENT	95	471150	471150	4959.5
II	07615581814	FORESTRY RESEARCH	11	120033	116231	10566.5
II	07615582814	FOREST PROTECTION + MANAGEMENT	30	315000	300000	10000.0
II	07615589914	FOREST PROTECTION AND MANAGEMENT	81	510000	500000	6172.8
II	07615597014	FOREST PROTECTION AND MANAGEMENT	48	124118	114924	2394.2
II	07615601514	FOREST PROTECTION AND MANAGEMENT	5	20600	20000	4000.0
II	07615602814	FOREST PROTECTION AND MANAGEMENT	12	137932	127715	10642.9
II	07615605014	INTENSIVE FOREST MANAGEMENT	5	69013	63901	12780.2
II	07615609314	FORESTRY RESEARCH	36	230195	219195	6088.7
II	07615609814	CONSTRUCTION OF FUEL BREAKS IN TUSSOCK MOTH DAMAGED TIMBER	40	319487	295821	7395.5
II	07615609914	FOREST PROTECTION AND MABAGEMENT	7	77841	72075	10296.4
II	07615613214	FOREST PORTECTION AND MANAGEMENT	17	69314	64180	3775.3
II	07615613714	FOREST IMPROVEMENT AND RECREATION TRAILS	29	362052	329138	11349.6
II	07615617514	FOREST PROTECTION AND MANAGEMENT	30	140214	130214	4340.5
II	07615618714	FOREST PROTECTION AND MANAGEMENT	6	20600	20000	3333.3
II	07615621214	FOREST PROTECTION AND MANAGEWMENT	82	510000	500000	6097.6
II	07615621414	FOREST PROTECTION AND MANAGEMENT	81	505000	500000	6172.8
II	07615623214	FOREST PROTECTION + MANAGEMENT	69	413210	408210	5916.1
II	07615624514	FORESTRY RESEARCH	10	94632	92632	9263.2
II	07615624714	FOREST PROTECTION AND MANAGEMENT	12	80000	80000	6666.7
II	07615625214	FOREST PROTECTION AND AMNAGEMENT	10	6100	5900	590.0
II	07615627614	FOREST PROTECTION AND MANAGEMENT	12	132854	123013	10251.1
II	07615665674	INTER- TRIBAL COUNCIL OF NEVADA- HISTORY + CULTURE PROGRAM	27	100000	100000	3703.7
II	07615665774	PYRAMID LAKE CULTURAL MUSEAM AND CAMPGROUND	30	300000	300000	10000.0
II	07615675174	HORIZONS 76	12	85500	67600	5633.3
II	07615675874	RESTORATION OF HISTORIC SCHOOLHOUSE	65	86500	16500	253.8
II	07615675974	SUSANVILLE INDIAN COMMUNITY CENTER	19	135000	135000	7105.3
II	07615676074	CORTINA INDIAN COMMUNITY CENTER	6	35000	35000	5833.3
II	07615676174	SITE PREPARATION FOR RESERVATION HOMES	8	28000	28000	3500.0
II	07615676274	SANTA YNEZ COMMUNITY BUILDING	19	135000	135000	7105.3
II	07615676374	HOOPA VALLEY NURSING HOME	45	750000	750000	16666.7
II	07615677674	LAYTONVILLE INDIAN COMMUNITY/CULTURAL CENTER	16	85000	85000	5312.5
II	07615677774	INDIAN COMMUNITY GYMNASIUM OF MULTIPURPOSE BUILDING	29	350000	350000	12069.0
II	07615677974	SANTA ROSA RANCHERIA INDIAN COMMUNITY CENTER	19	135000	135000	7105.3
II	07615678074	SANTA YNEZ INDIAN CAMPGROUND AND WILDLIFE SANCTUARY	14	75000	75000	5357.1
II	07615678174	TRINIDAD INDIAN HEALTH CENTER	17	100000	100000	5882.4
II	07615678974	TRIBAL + COMMUNITY HOUSE RENOVATION	25	164160	98445	3937.8
II	07615679174	CARVING AND ERECTING TWO [2] THIRTY [30] FOOT TOTEM POLL.ES AND HIS	10	45000	45000	4500.0
II	07615679474	REHABILITATION OF ORIGINAL FORT APACHE BARRACKS	24	95000	95000	3958.3
II	07615679574	SAN XAVIER BICENTENNIAL PLAZA	30	100000	100000	3333.3
II	07615679674	DEVELOPMENT OF COMMUNITY FAIRGROUND, PARKS, AND RECREATION AREA	15	124000	100000	6666.7
II	07615679774	HERITAGE CENTER COMPLEX	50	185000	185000	3700.0
II	07615679874	STONE QUARRY	12	149896	149896	12491.3
II	07615680274	BICENTENNIAL CELEBRATION LANDSCAPING	15	57000	57000	3800.0
II	07615694574	RENOVATION OF THE HISTORIC STOMMISH GROUNDS + TOTEM POLE	10	35000	35000	3500.0
II	07615694674	CHIEF SEATTLE CEMETARY RENOVATION	10	35000	35000	3500.0
II	07615694774	QUINAULT RESERVATION CULTURAL HISTORICAL STUDY	18	127631	127631	7090.6

APPROVED EDA TITLE X PROJECTS FOR ROUNDS I AND II
SORTED BY EDA PROJECT ID WITHIN ROUND

RND	EDA PROJECT IDENT	SHORT TITLE OF PROJECT	EST NUMB EMPL	REQUESTED TOTAL FUNDS	REQUESTED TITLE X FUNDS	TITLE X COST PER EMPLOYEE
II	07615694974	NEZ PERCE CULTURAL CENTER	30	187000	187000	6233.3
II	07615695174	TRIBAL CULTURAL + EDUCATION CENTER	10	43500	43500	4350.0
II	07615695374	SQUAXIN ISLAND TRIBAL LONG-HOUSE MUSEUM	12	30000	30000	2500.0
II	07615751991	WINTERIZATION FOR THE POOR AND ELDERLY	5	49088	49088	9817.6
II	07615752091	COMMUNITY SELF-HELP FARM PROJECT	3	29952	29452	9817.3
II	07615752491	SOCIAL SERVICES FOR SENIORS	34	270000	270000	7941.2
II	07615753791	PROFESSIONA SERVICES AND EMERGENCY FOOD SERVICES	7	92014	83649	11949.9
II	07615755391	HANDICAPPED TRANSPORTATION DRIVERS	3	24266	24266	8088.7
II	07615755691	COUMMUNITY CREDET UNION DEVALOPMENT	3	22770	22770	7590.0
II	07615755891	SELF-HELP MANPOWER EMPLOYMENT P PUBLIC SERVICES	35	161000	131000	3742.9
II	07615756491	LOW-INCOME CONSUMERS ORGANIZATION	27	259195	78141	2894.1
II	07615757991	HOME REPAIR AND HOMEOWNER TRAINING	14	135000	115000	8214.3
II	07615758191	HUMAN SERVICES PROGRAM	31	419682	150634	4859.2
II	07615758291	COMMUNITY REHAB & EMPLOYMENT PROGRAM	130	1502036	1502036	11554.1
II	07615758791	RURAL ALASKA ENERGY CONSERVATION + WINTERIZATION EMPLOYMENT PROJECT	29	208774	200642	6918.7
II	07615758991	KAWERAK EMPLOYMENT PROGRAM FOR REGIONAL COOPERATIVES	9	116716	99898	11099.8
II	07615759291	PAPAGO HOUSING IMPROVEMENT	28	274986	254986	9106.6
II	07615760391	VILLAGE ELECTRIC CONSERVATION AND MAINTENANCE PROJECT	12	219879	200880	16740.0
II	07615760491	RURAL CAP. COMMUNITY DEVELOPMENT EMPLOYMENT PROJECT	5	94560	83243	16648.6
II	07615760591	HEADSTART HUMAN RESOURCE DEVELOPMENT PROJECT	32	263917	243345	7604.5
II	07615760891	FOOD PRODUCTION IMPROVEMENT	82	411000	411000	5012.2
II	07615761391	COMMUNITY REVITALIZATION	43	485543	485543	11291.7
II	07615761961	PARK MAINTENANCE	180	1440000	240000	1333.3
II	07615762061	WATERWORKS MAINTENANCE	106	844800	140800	1328.3
II	07615762161	BEACH MAINTENANCE	105	840000	144000	1371.4
II	07615762261	FIRE PREVENTION + PROTECTION	278	2224000	368000	1323.7
II	07615763461	ACCELERATED CIVIC IMPROVEMENT PROGRAM	116	587000	433745	3739.2
II	07615763861	EMPLOYMENT TRAINING AND CHILD CARE PROJECT	16	172000	107000	6687.5
II	07615764361	BEAUTIFICATION TASK FORCE--PUBLIC WORKS	39	300000	300000	7692.3
II	07615764461	ORANGE COUNTY PARKS TRAIL CREW	32	484327	334562	10455.1
II	07615771061	ROAD MAINTENANCE + REPAIR	220	1760000	296000	1345.5
II	07615771161	WATERWORKS PROJECT	36	288000	48000	1333.3
II	07615771261	HIGHWAY + STREET MAINTENANCE + DEVELOPMENT	109	873600	145600	1335.8
II	07615771361	PARK LANDSCAPING	289	2313600	385600	1334.3
II	07615771561	COMMUNITY IMPROVEMENT + DEVELOPMENT	71	566400	94400	1329.6
II	07615777961	OREGON DETA 11 LAYOFF RECALL	40	500000	500000	12500.0
II	07615788761	PROJECT - SCHOOLS	14	217738	217738	15552.7
II	07615793961	BASIC CONTROL DATA FOR MAPPING SYSTEM	25	277800	277800	11112.0
II	07615794261	COUNTY MAIL SERVICE	4	38000	38000	9500.0
II	07615800361	PUBLIC WORKS EMPLOYMENT	100	935000	374000	3740.0
II	07615808361	AUTOMOTIVE CAREER DEVELOPMENT TRAINING PROGRAM	25	273167	245850	9834.0
II	07615815861	LOS ANGELES JOB CORPS CENTER-TITLE X	18	154100	154100	8561.1
II	07615820851	SILVERSMITH TRAINING PROGRAM	10	68640	68640	6864.0
II	07615821361	NEVADA INDIAN HISTORY PROJECT	40	162540	162540	4063.5
II	07615838266	LABOR INTENSIVE RENOVATION PROJECT	20	300000	300000	15000.0
II	07615873827	PROPERTY DISPOSAL. CLEAN-UP. MAINTENANCE. ENERGY RELATED STUDIES	132	2706293	2706293	20502.2
II	07615892640	ANAHEIM SURVEY TEAM PROJECT	4	42968	42968	10742.0
II	07615893841	HOUSING NEEDS ASSESSMENT	3	30000	25000	8333.3
II	07615917740	ELOY SEWER	15	125000	125000	8333.3

APPROVED EDA TITLE X PROJECTS FOR ROUNDS I AND II
SORTED BY EDA PROJECT ID WITHIN ROUND

RND	EDA PROJECT IDENT	SHORT TITLE OF PROJECT	EST NUMB EMPL	REQUESTED TOTAL FUNDS	REQUESTED TITLE X FUNDS	TITLE X COST PER EMPLOYEE
II	083102004	FLOOD DRAINAGE AND RECREATION IMPROVEMENT	21	199278	159422	7591.5
II	083102014	SCOTLANDVILLE COMMUNITY CENTER	42	400000	320000	7619.0
II	083102017	RENOVATION OF OUACHITA PARISH COURTHOUSE	32	200000	160000	5000.0
II	083102020	RENOVATE BUILDING FOR SKILL TRAINING CENTER	55	312500	250000	4545.5
II	083102030	MCALESTER SKILL AND CAREER EDUCATION FACILITY REMODELING + TRAINING	62	250000	200000	3225.8
II	083102031	MUNICIPAL BUILDING RENOVATION	60	250000	200000	3333.3
II	083102046	PARKS DEVELOPMENT	23	200000	160000	6956.5
II	083102048	ARROYO IMPROVEMENT PROJECT	102	739093	591274	5796.8
II	083102049	COURTHOUSE REMODELING PROJECT	35	485000	388000	11085.7
II	083102051	LAKE CASA BLANCA PARK IMPROVEMENTS	35	315000	252000	7200.0
II	083102055	CROCKETT COMMUNITY RESOURCE CENTER	129	910800	810800	6285.3
II	08615006929	PAINT PATIENT WARDS	6	105000	97000	16166.7
II	08615007029	REPLACE BED PAN SANITIZERS	5	23000	20000	4000.0
II	08615025905	MORA SCHOOL SWIMMING POOL IMPROVEMENT	12	86600	80000	6666.7
II	08615050989	GROUNDS MAINTENANCE	27	307800	307800	11400.0
II	08615100458	AMISTAD RECREATION AREA	30	170000	170000	5666.7
II	08615100558	BANDELIER NATIONAL MONUMENT	50	292000	292000	5840.0
II	08615100758	CHACO CANYON NATIONAL MONUMENT	25	128000	128000	5120.0
II	08615105958	HISTORIC RESEARCH+DOCUMENTATION OF CUMBRES+TOLTEC SCENIC RAILROAD	1	12000	6000	6000.0
II	08615125854	ISLETA PUEBLO FACILITIES IMPROVEMENT	21	186000	104000	4952.4
II	08615126154	RAMAH ROAD MAINTENANCE	5	22500	22500	4500.0
II	08615126554	NAVAJO-N. M. ROAD MAINTENANCE	19	175000	175000	9210.5
II	08615129054	JICARILLA APACHE INDIAN ACTION TEAM	35	300000	300000	8571.4
II	08615130454	RECREATIONAL - COMMERCIAL THEME PARK	25	252220	252220	10088.8
II	08615130554	MISC. PROJECTS TO IMPROVE THE PHYSICAL + ENV. WELL BEING	21	216384	216384	10304.0
II	08615154051	PARK TRAILS CONSERVATION PROJECT	50	332580	166290	3325.8
II	08615156101	CALHOUN COUNTY COUNTY WIDE WASTE AND LITTER REMOVAL PROGRAM	10	50000	40000	4000.0
II	08615158501	CITY HALL RENOVATION	20	75000	60000	3000.0
II	08615160001	WATER IMPROVEMENTS PROGRAM	35	150000	120000	3428.6
II	08615160301	TRAINING AND PROCESSING CENTER	23	200000	160000	6956.5
II	08615264821	ENVIRONMENTAL CLEAN-UP AND DRAINAGE PROJECT	25	144000	144000	5760.0
II	08615265121	CLEAN-UP OF FORMER PARISH	13	125000	100000	7692.3
II	08615265321	WESTLAKE WATER IMPROVEMENT PROGRAM	50	150000	120000	2400.0
II	08615392730	REHABILITATION OF HEALTH + PHYSICAL EDUCATION FACILITY	70	300000	225000	3214.3
II	08615392830	REMODEL AND RENOVATE 15 BUILDINGS AT OLD FT. WOLTERS	15	100000	75000	5000.0
II	08615393030	RENOVATE EDUCATIONAL FACILITIES	45	475000	332500	7388.9
II	08615393130	REHAB OF EDUCATIONAL BLDGS.	150	345000	258950	1726.3
II	08615394730	LEAD-BASED PAINT POISONING PREVENTION	12	73095	73095	6091.2
II	08615416330	INDIAN SANITATION FACILITIES CONSTRUCTION PROJECT	12	200000	200000	16666.7
II	08615461630	HOUSING REHABILITATION RURAL	10	71543	29273	2927.3
II	08615462930	EXPANSION OF SERVICES FOR THE ELDERLY	100	623280	498624	4986.2
II	08615464630	RURAL HOUSING REHABILITATION	10	71543	29273	2927.3
II	08615473130	SENIOR EMPLOYMENT PROGRAM	100	332000	332000	3320.0
II	08615492330	SENIOR EMPLOYMENT PROGRAM	100	332000	332000	3320.0
II	08615501930	WILDLIFE REFUGE	20	157228	151228	7561.4
II	08615502930	DEVELOPMENT OF A COMBINED COMMERCIAL PECAN GROVE AND CAMPING GROUND	20	179400	179400	8970.0
II	08615504030	HISTORIC REVOVATION	10	33000	33000	3300.0
II	08615504130	REHABILITATION, RENOVATION OF EXISTING STRUCTURE TO DEVELOP AN ISLE	25	257206	175000	7000.0
II	08615504230	REHABILITATION AND PRESERVATION OF HISTORIC BUILDINGS	16	157206	75000	4687.5

APPROVED EDA TITLE X PROJECTS FOR ROUNDS I AND II
SORTED BY EDA PROJECT ID WITHIN ROUND

RND	EDA PROJECT IDENT	SHORT TITLE OF PROJECT	EST NUMB EMPL	REQUESTED TOTAL FUNDS	REQUESTED TITLE X FUNDS	TITLE X COST PER EMPLOYEE
II	08615504330	RENOVATION OF HOMES--HOME IMPROVEMENT OF DISTRESSED RESIDENCES.	25	232206	150000	6000.0
II	08615506830	CONSTRUCTION OF COMMUNITY BUILDING WITH ACCOMPANYING COMMUNITY SERV	21	226400	226400	10781.0
II	08615507030	SEMINOLE NATION OFFICE DEVELOPMENT	22	200380	200380	9108.2
II	08615507330	COMMUNITY RESTORATION	10	75536	75536	7553.6
II	08615507530	RENOVATION AND REFURBISHMENT OF HISTORIC TRIBAL BUILDINGS	67	600000	600000	8955.2
II	08615508730	CONSTRUCTION OF TRIBAL OFFICE COMPLEX	38	446000	426000	11210.5
II	08615523613	BEAUTIFICATION	10	82400	82400	8240.0
II	08615523713	PARK BEAUTIFICATION	10	82400	82400	8240.0
II	08615524313	BEAUTIFICATION	5	41200	41200	8240.0
II	08615575414	FOREST PROTECTION AND MANAGEMENT	8	32600	30600	3825.0
II	08615632815	ANIMAL HEALTH, WELFARE AND DISEASE CONTROL	1	13587	11455	11455.0
II	08615632915	ANIMAL HEALTH, WELFARE AND DISEASE CONTROL	2	27174	22910	11455.0
II	08615646815	ANIMAL HEALTH AND WELFARE	76	937133	937133	12330.7
II	08615677574	HOT SPRING COUNTY BICENTENNIAL PARK	63	767965	767965	12189.9
II	08615681174	PUEBLO HISTORICAL SITE REHABILITATION	7	50000	50000	7142.9
II	08615681374	REHABILITATION OF SAN JUAN PUEBLO	7	50000	50000	7142.9
II	08615681974	REHABILITATION OF OLD PLAZA BLDGS AND PLAZA GROUNDS	10	40000	40000	4000.0
II	08615682174	PUEBLO HOUSE CONSTRUCTION	15	35000	35000	2333.3
II	08615682374	PUEBLO HISTORICAL SITE REHABILITATION	20	60000	60000	3000.0
II	08615682674	PUEBLO HISTORICAL SITE REHIBILITATION	15	128000	70000	4666.7
II	08615685874	PRESERVATION + PROTECTION OF CREEK CULTURE + HISTORY	24	100000	100000	4166.7
II	08615686474	PONKAWA TRIBAL HERITAGE-CULTURAL ROOM + CEREMONIAL GROUNDS	15	25000	25000	1666.7
II	08615737591	COMMUNITY SERVICES PROJECT	42	250000	250000	5952.4
II	08615737691	NUTRITION CENTER	48	386000	356000	7416.7
II	08615737891	LOW INCOME AND ELDERLY HOUSING REHAB. AND WINTERIZATION	36	248000	230000	6388.9
II	08615738091	WINDTERIZATION JOB OPPORTUNITIES	13	80344	80344	6180.3
II	08615738491	ENERGY CONSERVATION + WINTERIZATION PROJECTS	67	248066	247066	3687.6
II	08615738591	WINTERIZATION OF LOW INCOME AND ELDERLY RESIDENTS HOMES.	43	244000	240000	5581.4
II	08615738891	WORK SAVES ENERGY	56	400000	400000	7142.9
II	08615738991	SENIOR OPPORTUNITIES AND SERVICES	9	79488	79488	8832.0
II	08615739291	PUEBLO OF ACOMA JOB OPPORTUNITIES PROGRAM	23	156524	156524	6805.4
II	08615739891	TITLE X EMPLOYMENT PROGRAM	16	106513	106513	6657.1
II	08615739991	HOMEMAKER SERVICE	24	170065	170065	7086.0
II	08615740091	HOME WINTERIZATION	9	62385	62385	6931.7
II	08615741291	PROJECT RENEW	24	221350	205850	8577.1
II	08615741891	HOME WEATHERIZATION-ENERGY CONSERVATION PROJECT	31	218103	204200	6587.1
II	08615741991	ROMA PUBLIC WORKS IMPROVEMENT PROJECT	25	277200	277200	11088.0
II	08615742791	JOBS FOR UNEMPLOYED + UNDEREMPLOYED	25	40000	40000	1600.0
II	08615743191	EMERGENCY ENERGY CONSERVATION PROGRAM	20	138425	130125	6506.2
II	08615743291	SECURITY SERVICES	20	140426	135626	6781.3
II	08615743391	COMMUNITY FOOD + NUTRITION	9	62100	62100	6900.0
II	08615748591	CHILD CARE	6	34942	34942	5823.7
II	08615748991	ALTERNATE CARE FOR AGED, BLIND, + DISABLED	118	718240	646416	5478.1
II	08615749091	ALTERNATE CARE FOR AGED, BLIND AND DISABLED	754	4589434	4130491	5478.1
II	08615749191	COUNTY PARKS DEVELOPMENT PROJECT	20	187000	187000	9350.0
II	08615749291	TRI-COUNTY JOB OPPORTUNITIES PROGRAM	28	170580	170580	6092.1
II	08615749491	EMPLOYMENT CENTERS	20	146000	146000	7300.0
II	08615750291	ENERGY CONSERVATION, ECONOMIC DEVELOPMENT TRAINING AND MARKETING PR	70	554043	554043	7914.9
II	08615750591	PROJECT DAY CARE	23	143845	143845	6254.1

APPROVED EDA TITLE X PROJECTS FOR ROUNDS I AND II
SORTED BY EDA PROJECT ID WITHIN ROUND

RND	EDA PROJECT IDENT	SHORT TITLE OF PROJECT	EST NUMB EMPL	REQUESTED TOTAL FUNDS	REQUESTED TITLE X FUNDS	TITLE X COST PER EMPLOYEE
II	08615750791	T C.A. LABOR INTENSIVE PROGRAM	505	3637781	3637781	7203.5
II	08615750991	DCAA TITLE X EMPLOYMENT PROGRAM	33	208382	208382	6314.6
II	08615751091	SANITATION, PARKS, AND RECREATIONAL ASSISTANTS	88	597279	567279	6446.4
II	08615751291	TITLE X - WEATHERIZATION AND HOME SERVICES	44	318000	318000	7227.3
II	08615751491	DAY CARE CENTER	22	175000	52500	2386.4
II	08615751591	OUTREACH PLUS	8	52000	52000	6500.0
II	08615751791	ALTERNATE CARE FOR AGED, BLIND AND DISABLED	71	432161	388945	5478.1
II	08615751891	PUBLIC ASSISTANCE AND FOOD STAMP OUTREACH	271	2167425	1733940	6398.3
II	08615776761	PARKS BEAUTIFICATION PROGRAM	20	120000	120000	6000.0
II	08615834566	YOUTH EMPLOYMENT PROGRAM	87	149485	149485	1718.2
II	08615852566	RED ROCK STATE PARK NATURE TRAILS	16	26320	15000	937.5
II	08615866841	REPAIR EXISTING DRAINAGE CHANNELS	50	900000	720000	14400.0
II	99615133954	NAVAJO IAT	115	1000000	1000000	8695.7
II	99615258380	CAR IMPROVEMENT PROJECTS	70	1200000	1200000	17142.9
II	99615414130	REPAIR + IMPROVEMENT FOR SAFETY + ENERGY CONSTRUCTION	55	687500	550000	10000.0
II	99615418430	SUPPLEMENTAL LABOR FOR CURRENT INDIAN SANITATION FACILITIES CONSTRU	110	3788000	500000	4545.5
II	99615505730	NAVAJO JOB OPPORTUNITY PROGRAM	550	1425000	1200000	2181.8
II	99615693674	DOMINGUEZ-ESCALANTE BICENTENNIAL EXPEDITION	5	50000	50000	10000.0
******	SUBTOTALS FOR - RND = II		72294	601890432	378958908	********

APPROVED EDA TITLE X PROJECTS FOR ROUNDS I AND II
SORTED BY EDA PROJECT ID WITHIN ROUND

RND	EDA PROJECT IDENT	SHORT TITLE OF PROJECT	EST NUMB EMPL	REQUESTED TOTAL FUNDS	REQUESTED TITLE X FUNDS	TITLE X COST PER EMPLOYEE
******	SUBTOTALS FOR - TOTAL = ALL			775761136	502808888	********

APPROVED EDA TITLE X PROJECTS FOR ROUNDS I AND II
SORTED BY EDA PROJECT ID WITHIN ROUND

RND	EDA PROJECT IDENT	AGENCY	ST ABBR	EST NUMB EMPL	REQUESTED TOTAL FUNDS	REQUESTED TITLE X FUNDS	REQUESTED OTHER FED FUNDS	REQUESTE STATE FUNDS	REQUESTE LOCAL FUNDS	REQUESTE PRIVATE FUNDS	TITLE X COST PER EMPLOYEE
I	013100001	COMEDA	PA	120	363000	290400	0	0	72600	0	2420.0
I	013100002	COMEDA	WV	15	140000	100000	0	0	40000	0	6666.7
I	013100003	COMEDA	NJ	37	160000	128000	0	0	32000	0	3459.5
I	013100004	COMEDA	NY	18	125000	100000	0	0	25000	0	5555.6
I	013100005	COMEDA	PA	69	723000	500000	0	0	223000	0	7246.4
I	013100006	COMEDA	DE	38	375000	300000	0	0	75000	0	7894.7
I	013100013	COMEDA	NJ	92	625000	500000	0	0	125000	0	5434.8
I	013100014	COMEDA	NJ	24	225000	180000	0	0	45000	0	7500.0
I	013100015	COMEDA	ME	45	500000	400000	0	0	100000	0	8888.9
I	013100016	COMEDA	VT	117	1240000	400000	0	0	840000	0	3418.8
I	013100017	COMEDA	PR	500	625000	500000	0	0	125000	0	1000.0
I	013100018	COMEDA	VA	30	300000	200000	0	0	100000	0	6666.7
I	013100020	COMEDA	WV	24	200000	144000	0	0	56000	0	6000.0
I	013100048	COMEDA	NY	20	1300000	500000	0	0	800000	0	25000.0
I	013100251	COMEDA	DC	32	440000	440000	0	0	0	0	13750.0
I	013100252	COMEDA	DC	30	75000	60000	0	0	0	15000	2000.0
I	013100328	COMEDA	WV	15	186000	128000	0	0	58000	0	8533.3
I	013100341	COMEDA	VA	18	360000	240000	0	0	120000	0	13333.3
I	013100414	COMEDA	NH	20	120000	100000	0	0	20000	0	5000.0
I	013100490	COMEDA	MD	40	1000000	500000	0	0	500000	0	12500.0
I	013100508	COMEDA	NJ	35	625000	500000	0	0	125000	0	14285.7
I	013100516	COMEDA	NY	80	375000	300000	0	0	75000	0	3750.0
I	013100517	COMEDA	NY	46	625000	500000	0	0	125000	0	10869.6
I	013100518	COMEDA	NY	100	732000	200000	0	0	532000	0	2000.0
I	013100578	COMEDA	CT	10	300000	180000	0	0	120000	0	18000.0
I	013100594	COMEDA	MA	33	625000	500000	0	0	125000	0	15151.5
I	013100595	COMEDA	MA	20	500000	400000	0	0	100000	0	20000.0
I	013100783	COMEDA	RI	21	450000	300000	0	0	150000	0	14285.7
I	013101266	COMEDA	NJ	59	700000	500000	0	200000	0	0	8474.6
I	016100043	TVA	VA	7	50710	50710	0	0	0	0	7244.3
I	016100109	DODCE	CT	7	59400	54000	5400	0	0	0	7714.3
I	016100110	DODCE	VA	24	220000	200000	20000	0	0	0	8333.3
I	016100152	AGFS	VA	14	72792	63297	9495	0	0	0	4521.2
I	016100186	AGFS	PA	30	179000	168000	11000	0	0	0	5600.0
I	016100190	AGFS	VA	7	34103	29655	4448	0	0	0	4236.4
I	016100191	AGFS	VA	29	158896	138170	20726	0	0	0	4764.5
I	016100192	AGFS	VA	4	21342	18558	2784	0	0	0	4639.5
I	016100205	DODCE	PA	108	550000	500000	50000	0	0	0	4629.6
I	016100209	AGFS	WV	40	114350	111350	3000	0	0	0	2783.7
I	016100563	COMMA	NY	46	253000	253000	0	0	0	0	5500.0
I	016100564	COMMA	NY	15	247000	247000	0	0	0	0	16466.7
I	016100833	INTNPS	PR	25	56000	56000	0	0	0	0	2240.0
I	016100839	INTNPS	ME	47	196000	196000	0	0	0	0	4170.2
I	016100885	INTFWS	MD	8	38000	38000	0	0	0	0	4750.0
I	016100888	INTFWS	PA	6	36000	36000	0	0	0	0	6000.0
I	016200062	TVA	VA	5	25000	25000	0	0	0	0	5000.0
I	016200079	ARC	WV	85	700000	210000	350000	0	140000	0	2470.6
I	016200080	ARC	VA	50	155280	135280	0	0	20000	0	2705.6
I	016200112	NERC	RI	19	359000	359000	0	0	0	0	18894.7

APPROVED EDA TITLE X PROJECTS FOR ROUNDS I AND II
SORTED BY EDA PROJECT ID WITHIN ROUND

RND	EDA PROJECT IDENT	AGENCY	ST ABBR	EST NUMB EMPL	REQUESTED TOTAL FUNDS	REQUESTED TITLE X FUNDS	REQUESTED OTHER FED FUNDS	REQUESTE STATE FUNDS	REQUESTE LOCAL FUNDS	REQUESTE PRIVATE FUNDS	TITLE X COST PER EMPLOYEE
I	016200117	NERC	MA	50	844372	506212	0	0	33440	304720	10124.2
I	016200118	NERC	VT	150	900000	600000	0	300000	0	0	4000.0
I	016200223	AGFS	RI	20	81785	81785	0	0	0	0	4089.2
I	016200342	TVA	VA	5	25000	25000	0	0	0	0	5000.0
I	016200398	ARC	PA	100	227500	182000	0	0	45500	0	1820.0
I	016200491	ARC	MD	22	63117	50494	0	0	12623	0	2295.2
I	016200492	ARC	MD	12	35000	26000	0	9000	0	0	2166.7
I	016200493	ARC	MD	15	100000	90000	0	0	10000	0	6000.0
I	016200494	ARC	MD	3	23000	18400	0	0	0	4600	6133.3
I	016200496	NERC	ME	50	412500	412500	0	0	0	0	8250.0
I	016200514	ARC	NY	2	22500	18000	0	0	4500	0	9000.0
I	016200539	ARC	PA	48	450000	355000	0	0	95000	0	7395.8
I	016200540	ARC	PA	43	300000	240000	0	0	60000	0	5581.4
I	016200541	ARC	PA	9	175000	131000	0	0	44000	0	14555.6
I	016200542	ARC	PA	15	373500	300000	0	0	73500	0	20000.0
I	016200543	ARC	PA	36	300000	250000	0	0	50000	0	6944.4
I	016200545	ARC	PA	10	75000	50000	0	0	25000	0	5000.0
I	015200571	NERC	CT	65	225580	225580	0	0	0	0	3470.5
I	016200577	NERC	CT	78	325217	325217	0	0	0	0	4169.4
I	016200593	NERC	MA	50	1080000	500000	80000	500000	0	0	10000.0
I	016200609	ARC	WV	48	1061000	279000	371000	0	411000	0	5812.5
I	016200777	NERC	RI	60	350000	300000	0	0	50000	0	5000.0
I	016200784	ERDA	PR	32	300000	300000	0	0	0	0	9375.0
I	016200786	NE/A	RI	29	1287588	114378	0	0	0	1173210	3944.1
I	016200790	NE/A	PA	3	36000	9000	0	0	11200	15800	3000.0
I	016200791	NE/A	NY	6	69338	20000	0	0	0	49338	3333.3
I	016200792	NE/A	NY	10	200461	100000	0	40461	0	60000	10000.0
I	016200793	NE/A	MA	6	180000	80000	0	0	0	100000	13333.3
I	016200797	HUD	NY	346	2772000	2772000	0	0	0	0	8011.6
I	016200798	HUD	NJ	52	414000	414000	0	0	0	0	7961.5
I	016200799	HUD	MA	49	390000	390000	0	0	0	0	7959.2
I	016200800	HUD	NJ	15	120000	120000	0	0	0	0	8000.0
I	016200801	HUD	NJ	7	54000	54000	0	0	0	0	7714.3
I	016200802	HUD	RI	12	96000	96000	0	0	0	0	8000.0
I	016200803	HUD	MA	12	96000	96000	0	0	0	0	8000.0
I	016200805	HUD	DE	10	78000	78000	0	0	0	0	7800.0
I	016200806	HUD	CT	11	90000	90000	0	0	0	0	8181.8
I	016200807	HUD	NJ	9	72000	72000	0	0	0	0	8000.0
I	016200808	HUD	MA	6	48000	48000	0	0	0	0	8000.0
I	016200811	HUD	NY	7	60000	60000	0	0	0	0	8571.4
I	016200812	HUD	NY	11	84000	84000	0	0	0	0	7636.4
I	016200813	HUD	CT	10	78000	78000	0	0	0	0	7800.0
I	016200816	HUD	PA	84	672000	672000	0	0	0	0	8000.0
I	016200817	HUD	MA	5	42000	42000	0	0	0	0	8400.0
I	016200822	INTGS	PA	330	1500000	1500000	0	0	0	0	4545.5
I	016200906	SBA	CT	87	300000	135000	0	15000	0	150000	1551.7
I	016200907	SBA	CT	87	425000	125000	0	0	12500	287500	1436.8
I	016200908	SBA	MA	97	700000	210000	0	0	0	490000	2164.9
I	016200911	SBA	NY	97	250000	100000	0	25000	0	125000	1030.9

APPROVED EDA TITLE X PROJECTS FOR ROUNDS I AND II
SORTED BY EDA PROJECT ID WITHIN ROUND

RND	EDA PROJECT IDENT	AGENCY	ST ABBR	EST NUMB EMPL	REQUESTED TOTAL FUNDS	REQUESTED TITLE X FUNDS	REQUESTED OTHER FED FUNDS	REQUESTE STATE FUNDS	REQUESTE LOCAL FUNDS	REQUESTE PRIVATE FUNDS	TITLE X COST PER EMPLOYEE
I	016200913	SBA	NJ	87	220000	99000	0	0	0	121000	1137.9
I	016201025	ARBA	PA	35	250000	240000	0	0	0	10000	6857.1
I	016201042	ARBA	VT	170	500000	200000	0	300000	0	0	1176.5
I	016201044	ARBA	PR	10	60000	60000	0	0	0	0	6000.0
I	016201055	FRA	99	100	1640000	1640000	0	0	0	0	16400.0
I	016201061	DOL	NY	92	367000	367000	0	0	0	0	3989.1
I	016201062	DOL	PR	6	14000	14000	0	0	0	0	2333.3
I	016201063	DOL	PR	3	3000	3000	0	0	0	0	1000.0
I	016201064	DOL	NJ	32	105000	105000	0	0	0	0	3281.3
I	016201070	DOL	PA	4	30000	30000	0	0	0	0	7500.0
I	016201124	AGSCS	NY	40	240000	240000	0	0	0	0	6000.0
I	016201140	AGSCS	WV	6	7800	7800	0	0	0	0	1300.0
I	016201141	AGSCS	WV	12	9910	9910	0	0	0	0	825.8
I	016201142	AGSCS	NY	40	240000	240000	0	0	0	0	6000.0
I	016201143	AGSCS	NY	10	120000	120000	0	0	0	0	12000.0
I	016201167	AGSCS	MD	80	443600	436600	0	0	7000	0	5457.5
I	016201176	AGSCS	ME	10	70000	70000	0	0	0	0	7000.0
I	016201177	AGSCS	ME	100	480000	480000	0	0	0	0	4800.0
I	016201178	AGSCS	ME	10	60000	60000	0	0	0	0	6000.0
I	016201179	AGSCS	ME	3	6200	6200	0	0	0	0	2066.7
I	016201185	AGSCS	WV	3	5600	5600	0	0	0	0	1866.7
I	016201186	AGSCS	ME	11	50000	50000	0	0	0	0	4545.5
I	016201203	HEWPHS	NY	12	346313	78720	267593	0	0	0	6560.0
I	016201204	HEWPHS	MD	23	1312360	150880	448130	0	713350	0	6560.0
I	016201205	HEWPHS	NJ	31	703360	203360	500000	0	0	0	6560.0
I	016201252	VA	PA	15	44927	44927	0	0	0	0	2995.1
I	016201259	VA	MA	10	62795	62795	0	0	0	0	6279.5
I	043100231	COMEDA	FL	50	200000	175000	0	0	25000	0	3500.0
I	043100234	COMEDA	FL	55	75000	60000	0	0	15000	0	1090.9
I	043100239	COMEDA	GA	18	150000	120000	0	0	30000	0	6666.7
I	043100242	COMEDA	GA	17	150000	120000	0	0	30000	0	7058.8
I	043100245	COMEDA	GA	12	62500	50000	0	0	12500	0	4166.7
I	043100249	COMEDA	GA	18	125000	100000	0	0	25000	0	5555.6
I	043100301	COMEDA	AL	50	115000	90000	0	0	25000	0	1800.0
I	043100306	COMEDA	AL	25	169000	135000	0	0	34000	0	5400.0
I	043100423	COMEDA	MS	40	250000	200000	32000	0	18000	0	5000.0
I	043100426	COMEDA	MS	40	120000	96000	0	0	24000	0	2400.0
I	043100427	COMEDA	MS	15	80000	64000	0	0	16000	0	4266.7
I	043100603	COMEDA	AL	50	190000	152000	0	0	38000	0	3040.0
I	043100621	COMEDA	KY	25	126000	100800	0	0	25200	0	4032.0
I	043100622	COMEDA	KY	36	264000	211200	0	0	52800	0	5866.7
I	043100624	COMEDA	KY	7	38200	30560	0	0	7640	0	4365.7
I	043101360	COMEDA	SC	63	300000	198000	27000	0	75000	0	3142.9
I	043101361	COMEDA	KY	54	625000	500000	0	0	125000	0	9259.3
I	043101362	COMEDA	MS	100	293000	234400	0	0	58600	0	2344.0
I	043101363	COMEDA	MS	15	80000	64000	0	0	16000	0	4266.7
I	043101364	COMEDA	MS	60	185000	148000	0	0	37000	0	2466.7
I	043101365	COMEDA	GA	24	125000	100000	0	0	25000	0	4166.7
I	043101366	COMEDA	NC	72	550000	350000	0	0	200000	0	4861.1

APPROVED EDA TITLE X PROJECTS FOR ROUNDS I AND II
SORTED BY EDA PROJECT ID WITHIN ROUND

RND	EDA PROJECT IDENT	AGENCY	ST ABBR	EST NUMB EMPL	REQUESTED TOTAL FUNDS	REQUESTED TITLE X FUNDS	REQUESTED OTHER FED FUNDS	REQUESTE STATE FUNDS	REQUESTE LOCAL FUNDS	REQUESTE PRIVATE FUNDS	TITLE X COST PER EMPLOYEE
I	043101367	COMEDA	SC	65	850000	300000	550000	0	0	0	4615.4
I	043101368	COMEDA	SC	40	150000	112000	0	0	38000	0	2800.0
I	043101369	COMEDA	AL	31	125000	100000	0	0	25000	0	3225.8
I	043101371	COMEDA	AL	20	100000	80000	0	0	20000	0	4000.0
I	043101372	COMEDA	NC	25	108500	100000	0	0	8500	0	4000.0
I	043101373	COMEDA	TN	55	200000	160000	0	0	40000	0	2909.1
I	043101374	COMEDA	NC	25	680000	65000	0	0	615000	0	2600.0
I	043101375	COMEDA	AL	20	135000	108000	0	0	27000	0	5400.0
I	043101376	COMEDA	NC	45	113140	113140	0	0	0	0	2514.2
I	043101377	COMEDA	SC	40	200000	100000	0	0	100000	0	2500.0
I	043101378	COMEDA	SC	25	150000	75000	0	0	75000	0	3000.0
I	043101379	COMEDA	TN	38	192000	153000	0	0	38800	0	4026.3
I	043101380	COMEDA	NC	20	98042	78433	0	0	19609	0	3921.6
I	043101381	COMEDA	AL	20	100000	80000	0	0	20000	0	4000.0
I	043101383	COMEDA	TN	24	146000	116800	0	0	29200	0	4866.7
I	043101384	COMEDA	SC	33	320000	256000	0	0	64000	0	7757.6
I	043101385	COMEDA	AL	10	56200	45000	0	0	11200	0	4500.0
I	043101388	COMEDA	AL	16	100000	80000	0	0	20000	0	5000.0
I	043101390	COMEDA	TN	49	300000	240000	0	0	60000	0	4898.0
I	043101391	COMEDA	TN	30	250000	150000	0	0	100000	0	5000.0
I	043101392	COMEDA	AL	25	80000	50000	0	0	30000	0	2000.0
I	043101393	COMEDA	NC	10	50000	40000	0	0	10000	0	4000.0
I	043101394	COMEDA	NC	26	100000	80000	0	0	20000	0	3076.9
I	043101395	COMEDA	FL	75	125000	100000	0	0	25000	0	1333.3
I	043101398	COMEDA	FL	25	50000	50000	0	0	0	0	2000.0
I	043101399	COMEDA	FL	25	50000	50000	0	0	0	0	2000.0
I	046100024	TVA	TN	4	50000	50000	0	0	0	0	12500.0
I	046100031	TVA	AL	3	30000	30000	0	0	0	0	10000.0
I	046100034	TVA	AL	3	30000	30000	0	0	0	0	10000.0
I	046100035	TVA	TN	12	150000	150000	0	0	0	0	12500.0
I	046100036	TVA	NC	8	50000	50000	0	0	0	0	6250.0
I	046100037	TVA	TN	3	20000	20000	0	0	0	0	6666.7
I	046100038	TVA	TN	14	80000	80000	0	0	0	0	5714.3
I	046100039	TVA	TN	8	50000	50000	0	0	0	0	6250.0
I	046100040	TVA	AL	9	30000	30000	0	0	0	0	3333.3
I	046100041	TVA	TN	8	50000	50000	0	0	0	0	6250.0
I	046100044	TVA	TN	9	70000	70000	0	0	0	0	7777.8
I	046100052	TVA	TN	8	50000	50000	0	0	0	0	6250.0
I	046100053	TVA	TN	7	50715	50715	0	0	0	0	7245.0
I	046100055	TVA	TN	7	50715	50715	0	0	0	0	7245.0
I	046100056	TVA	TN	8	50000	50000	0	0	0	0	6250.0
I	046100057	TVA	TN	7	50715	50715	0	0	0	0	7245.0
I	046100058	TVA	TN	8	50000	50000	0	0	0	0	6250.0
I	046100059	TVA	AL	9	37500	37500	0	0	0	0	4166.7
I	046100060	TVA	GA	8	50000	50000	0	0	0	0	6250.0
I	046100061	TVA	TN	7	50715	50715	0	0	0	0	7245.0
I	046100063	TVA	AL	9	40000	40000	0	0	0	0	4444.4
I	046100064	TVA	AL	2	25000	25000	0	0	0	0	12500.0
I	046100065	TVA	AL	11	67500	67500	0	0	0	0	6136.4

APPROVED EDA TITLE X PROJECTS FOR ROUNDS I AND II
SORTED BY EDA PROJECT ID WITHIN ROUND

RND	EDA PROJECT IDENT	AGENCY	ST ABBR	EST NUMB EMPL	REQUESTED TOTAL FUNDS	REQUESTED TITLE X FUNDS	REQUESTED OTHER FED FUNDS	REQUESTE STATE FUNDS	REQUESTE LOCAL FUNDS	REQUESTE PRIVATE FUNDS	TITLE X COST PER EMPLOYEE
I	046100066	TVA	TN	20	250000	250000	0	0	0	0	12500.0
I	046100067	TVA	TN	5	30000	30000	0	0	0	0	6000.0
I	046100068	TVA	TN	14	80000	80000	0	0	0	0	5714.3
I	046100071	TVA	TN	3	30000	30000	0	0	0	0	10000.0
I	046100072	TVA	KY	20	250000	250000	0	0	0	0	12500.0
I	046100100	DODCE	SC	10	110000	100000	10000	0	0	0	10000.0
I	046100101	DODCE	SC	10	110000	100000	10000	0	0	0	10000.0
I	046100107	DODCE	AL	9	86900	79000	7900	0	0	0	8777.8
I	046100142	AGFS	SC	25	131009	113921	17088	0	0	0	4556.8
I	046100143	AGFS	SC	29	152720	132800	19920	0	0	0	4579.3
I	046100144	AGFS	SC	28	149853	130307	19546	0	0	0	4653.8
I	046100146	AGFS	SC	5	27060	23530	3530	0	0	0	4706.0
I	046100149	AGFS	NC	6	30466	26492	3974	0	0	0	4415.3
I	046100150	AGFS	NC	15	80256	69788	10468	0	0	0	4652.5
I	046100189	AGFS	NC	5	27283	23724	3559	0	0	0	4744.8
I	046100194	AGFS	AL	7	37276	32414	4862	0	0	0	4630.6
I	046100195	AGFS	AL	10	51901	45131	6770	0	0	0	4513.1
I	046100196	AGFS	GA	3	13518	11755	1763	0	0	0	3918.3
I	046100197	AGFS	TN	8	39105	34004	5101	0	0	0	4250.5
I	046100198	AGFS	MS	6	29784	25899	3885	0	0	0	4316.5
I	046100243	TVA	GA	8	50000	50000	0	0	0	0	6250.0
I	046100305	ARC	AL	3	17000	13600	0	0	3400	0	4533.3
I	046100374	TVA	TN	8	50000	50000	0	0	0	0	6250.0
I	046100375	TVA	TN	7	50715	50715	0	0	0	0	7245.0
I	046100376	TVA	TN	7	50715	50715	0	0	0	0	7245.0
I	046100424	TVA	MS	3	30000	30000	0	0	0	0	10000.0
I	046100723	CPRC	NC	21	100000	80000	0	0	20000	0	3809.5
I	046100727	INTBIA	FL	35	17500	17500	0	0	0	0	500.0
I	046100728	INTBIA	MS	35	17500	17500	0	0	0	0	500.0
I	046100832	INTNPS	NC	60	244000	244000	0	0	0	0	4066.7
I	046100887	INTFWS	FL	8	40000	40000	0	0	0	0	5000.0
I	046100890	INTFWS	FL	8	40000	40000	0	0	0	0	5000.0
I	046100896	INTFWS	FL	8	40000	40000	0	0	0	0	5000.0
I	046100902	INTFWS	FL	30	80000	80000	0	0	0	0	2666.7
I	046101053	HEWPHS	NC	30	75000	60000	15000	0	0	0	2000.0
I	046200026	NASA	FL	20	242000	242000	0	0	0	0	12100.0
I	046200027	NASA	FL	18	128000	128000	0	0	0	0	7111.1
I	046200033	TVA	NC	20	104000	99000	0	0	5000	0	4950.0
I	046200042	TVA	NC	20	104000	99000	0	0	5000	0	4950.0
I	046200046	TVA	TN	17	54000	34000	10000	0	5000	5000	2000.0
I	046200051	TVA	TN	20	78100	45000	12000	6000	3100	12000	2250.0
I	046200054	TVA	TN	17	54000	34000	10000	0	5000	5000	2000.0
I	046200081	ARC	NC	40	243000	160000	0	0	83000	0	4000.0
I	046200082	ARC	NC	9	200000	100000	0	0	100000	0	11111.1
I	046200085	ARC	NC	24	300000	240000	0	0	26000	34000	10000.0
I	046200207	ARC	KY	25	150000	150000	0	0	0	0	6000.0
I	046200208	AGFS	FL	120	363400	316000	0	47400	0	0	2633.3
I	046200210	AGFS	GA	100	201250	175000	0	26250	0	0	1750.0
I	046200211	AGFS	GA	16	30748	26738	0	4010	0	0	1671.1

APPROVED EDA TITLE X PROJECTS FOR ROUNDS I AND II
SORTED BY EDA PROJECT ID WITHIN ROUND

RND	EDA PROJECT IDENT	AGENCY	ST ABBR	EST NUMB EMPL	REQUESTED TOTAL FUNDS	REQUESTED TITLE X FUNDS	REQUESTED OTHER FED FUNDS	REQUESTE STATE FUNDS	REQUESTE LOCAL FUNDS	REQUESTE PRIVATE FUNDS	TITLE X COST PER EMPLOYEE
I	046200212	AGFS	GA	16	30748	26738	0	4010	0	0	1671.1
I	046200219	AGFS	GA	35	57500	50000	0	7500	0	0	1428.6
I	046200224	AGFS	AL	8	23000	20000	0	3000	0	0	2500.0
I	046200225	AGFS	AL	10	43700	38000	0	5700	0	0	3800.0
I	046200226	AGFS	NC	30	57500	50000	0	7500	0	0	1666.7
I	046200229	NASA	FL	10	30000	30000	0	0	0	0	3000.0
I	046200247	ARC	GA	33	150000	45000	75000	0	30000	0	1363.6
I	046200248	ARC	GA	42	206100	51330	85550	0	69220	0	1222.1
I	046200303	ARC	AL	23	800000	200000	0	0	600000	0	8695.7
I	046200304	ARC	AL	2	15000	12000	0	0	3000	0	6000.0
I	046200308	ARC	AL	6	56260	45008	0	0	11252	0	7501.3
I	046200309	ARC	AL	45	300000	240000	0	0	60000	0	5333.3
I	046200377	ARC	TN	30	300000	22080	137920	0	0	140000	736.0
I	046200378	ARC	TN	20	240000	145000	0	0	95000	0	7250.0
I	046200379	ARC	TN	35	165000	145000	0	0	20000	0	4142.9
I	046200399	ARC	GA	40	188100	51930	86550	0	49620	0	1298.2
I	046200400	ARC	GA	42	206100	51330	85550	0	69220	0	1222.1
I	046200401	ARC	KY	10	50000	15000	25000	0	10000	0	1500.0
I	046200404	ARC	GA	7	250000	62500	125000	0	62500	0	8928.6
I	046200406	ARC	GA	11	345000	60000	172500	0	112500	0	5454.5
I	046200408	ARC	GA	6	276000	69000	138000	0	69000	0	11500.0
I	046200409	ARC	AL	32	1073500	306000	238000	0	529500	0	9562.5
I	046200412	ARC	GA	5	50000	12500	25000	0	12500	0	2500.0
I	046200422	ARC	MS	55	333846	250400	0	0	83446	0	4552.7
I	046200554	ERDA	SC	54	700000	700000	0	0	0	0	12963.0
I	046200608	ARC	KY	15	524800	150000	0	0	374800	0	10000.0
I	046200668	CPRC	GA	10	37500	30000	0	0	7500	0	3000.0
I	046200670	CPRC	SC	22	200000	100000	0	0	100000	0	4545.5
I	046200672	CPRC	NC	7	100000	80000	0	0	20000	0	11428.6
I	046200674	CPRC	SC	12	100000	80000	0	0	20000	0	6666.7
I	046200675	CPRC	GA	16	45454	36363	0	0	9091	0	2272.7
I	046200676	CPRC	GA	48	136362	109090	0	0	27272	0	2272.7
I	046200678	CPRC	SC	9	27000	24000	0	0	3000	0	2666.7
I	046200679	CPRC	NC	9	95000	76000	0	0	19000	0	8444.4
I	046200680	CPRC	NC	25	150000	75000	0	0	75000	0	3000.0
I	046200681	CPRC	GA	25	40000	32000	0	0	8000	0	1280.0
I	046200684	CPRC	GA	20	31250	25000	0	0	6250	0	1250.0
I	046200686	CPRC	GA	35	186362	109090	0	0	27272	50000	3116.9
I	046200687	CPRC	NC	9	93800	66100	0	27700	0	0	7344.4
I	046200688	CPRC	GA	27	45454	36363	0	0	9091	0	1346.8
I	046200691	CPRC	SC	20	61000	42300	0	18700	0	0	2115.0
I	046200692	CPRC	GA	10	29682	23909	0	0	5773	0	2390.9
I	046200693	CPRC	SC	13	60000	30000	0	0	30000	0	2307.7
I	046200694	CPRC	SC	4	50000	37500	0	0	12500	0	9375.0
I	046200696	CPRC	SC	25	188400	137048	0	0	51352	0	5481.9
I	046200697	CPRC	GA	15	46353	36353	0	0	10000	0	2423.5
I	046200699	CPRC	SC	13	100000	80000	0	0	20000	0	6153.8
I	046200700	CPRC	NC	17	100000	80000	0	0	20000	0	4705.9
I	046200702	CPRC	NC	10	50000	25000	0	0	25000	0	2500.0

APPROVED EDA TITLE X PROJECTS FOR ROUNDS I AND II
SORTED BY EDA PROJECT ID WITHIN ROUND

RND	EDA PROJECT IDENT	AGENCY	ST ABBR	EST NUMB EMPL	REQUESTED TOTAL FUNDS	REQUESTED TITLE X FUNDS	REQUESTED OTHER FED FUNDS	REQUESTE STATE FUNDS	REQUESTE LOCAL FUNDS	REQUESTE PRIVATE FUNDS	TITLE X COST PER EMPLOYEE
I	046200703	CPRC	SC	25	110000	55000	30000	0	25000	0	2200.0
I	046200705	CPRC	SC	8	60000	40000	0	0	20000	0	5000.0
I	046200706	CPRC	SC	60	290000	100000	95000	0	95000	0	1666.7
I	046200707	CPRC	NC	10	80000	64000	0	0	16000	0	6400.0
I	046200708	CPRC	NC	18	150000	105000	0	0	45000	0	5833.3
I	046200711	CPRC	GA	11	43560	27272	0	0	16288	0	2479.3
I	046200713	CPRC	GA	16	136362	109090	0	0	27272	0	6818.1
I	046200714	CPRC	GA	13	56000	45000	0	0	11000	0	3461.5
I	046200717	CPRC	NC	7	30000	28500	0	0	1500	0	4071.4
I	046200718	CPRC	NC	40	97500	60720	0	21600	15180	0	1518.0
I	046200719	CPRC	GA	22	137090	109090	0	0	28000	0	4958.6
I	046200721	CPRC	GA	6	50000	27272	0	0	17728	5000	4545.3
I	046200722	CPRC	GA	14	49000	39000	0	0	10000	0	2785.7
I	046200769	ARC	KY	18	111400	25000	55700	0	30700	0	1388.9
I	046200809	HUD	TN	24	192000	192000	0	0	0	0	8000.0
I	046200810	HUD	FL	10	78000	78000	0	0	0	0	7800.0
I	046201023	ARBA	GA	65	405000	100000	0	5000	100000	200000	1538.5
I	046201029	ARBA	FL	75	224960	224960	0	0	0	0	2999.5
I	046201030	ARBA	TN	17	275000	75000	90000	0	110000	0	4411.8
I	046201037	ARBA	KY	4	25980	20980	0	0	5000	0	5245.0
I	046201072	DOL	GA	3	13000	13000	0	0	0	0	4333.3
I	046201125	AGSCS	NC	4	60000	60000	0	0	0	0	15000.0
I	046201126	AGSCS	NC	8	75000	75000	0	0	0	0	9375.0
I	046201127	AGSCS	NC	5	75000	75000	0	0	0	0	15000.0
I	046201129	AGSCS	SC	60	570000	570000	0	0	0	0	9500.0
I	046201130	AGSCS	TN	46	289000	289000	0	0	0	0	6282.6
I	046201131	AGSCS	TN	20	120000	120000	0	0	0	0	6000.0
I	046201134	AGSCS	TN	20	200000	200000	0	0	0	0	10000.0
I	046201135	AGSCS	TN	12	70000	70000	0	0	0	0	5833.3
I	046201136	AGSCS	SC	17	140000	140000	0	0	0	0	8235.3
I	046201137	AGSCS	SC	19	188469	188469	0	0	0	0	9919.4
I	046201138	AGSCS	SC	17	140000	140000	0	0	0	0	8235.3
I	046201139	AGSCS	SC	60	570000	570000	0	0	0	0	9500.0
I	046201145	AGSCS	NC	10	60000	60000	0	0	0	0	6000.0
I	046201147	AGSCS	AL	45	254636	254636	0	0	0	0	5658.6
I	046201158	AGSCS	AL	62	494636	494636	0	0	0	0	7978.0
I	046201159	AGSCS	AL	32	254636	254636	0	0	0	0	7957.4
I	046201173	AGSCS	MS	4	5100	5100	0	0	0	0	1275.0
I	046201184	AGSCS	TN	12	63000	63000	0	0	0	0	5250.0
I	046201233	AGSCS	NC	12	75000	75000	0	0	0	0	6250.0
I	046201234	HEWRSA	FL	400	400000	300000	100000	0	0	0	750.0
I	053100416	COMEDA	NE	74	300000	240000	0	0	60000	0	3243.2
I	053100417	COMEDA	MT	41	280000	175000	0	0	105000	0	4268.3
I	053100585	COMEDA	MO	25	300000	240000	0	0	60000	0	9600.0
I	053100588	COMEDA	MO	29	375000	300000	0	0	75000	0	10344.8
I	053100590	COMEDA	MO	100	420000	350000	0	70000	0	0	3500.0
I	053100619	COMEDA	IA	15	210000	168000	0	0	42000	0	11200.0
I	053100826	COMEDA	CO	60	250000	200000	0	0	50000	0	3333.3
I	053100829	COMEDA	UT	41	461580	440000	0	0	21580	0	10731.7

APPROVED EDA TITLE X PROJECTS FOR ROUNDS I AND II
SORTED BY EDA PROJECT ID WITHIN ROUND

RND	EDA PROJECT IDENT	AGENCY	ST ABBR	EST NUMB EMPL	REQUESTED TOTAL FUNDS	REQUESTED TITLE X FUNDS	REQUESTED OTHER FED FUNDS	REQUESTE STATE FUNDS	REQUESTE LOCAL FUNDS	REQUESTE PRIVATE FUNDS	TITLE X COST PER EMPLOYEE
I	053200766	COMEDA	SD	86	8500000	500000	7335000	300000	365000	0	5814.0
I	053200767	COMEDA	MT	72	2987250	400000	1663500	0	923750	0	5555.6
I	056100088	AGFS	UT	34	68000	66000	0	0	0	0	2000.0
I	056100108	DODCE	IA	24	346500	315000	31500	0	0	0	13125.0
I	056100113	AGFS	MT	48	300000	300000	0	0	0	0	6250.0
I	056100121	AGFS	MT	9	50000	50000	0	0	0	0	5555.6
I	056100123	AGFS	MT	12	75000	75000	0	0	0	0	6250.0
I	056100126	AGFS	CO	69	676105	676105	0	0	0	0	9798.6
I	056100151	AGFS	MT	13	40000	40000	0	0	0	0	3076.9
I	056100185	AGFS	MO	20	56700	54000	2700	0	0	0	2700.0
I	056100187	AGFS	MT	9	50000	50000	0	0	0	0	5555.6
I	056100420	AGFS	MT	57	326000	326000	0	0	0	0	5719.3
I	056100421	AGFS	MT	6	38000	38000	0	0	0	0	6333.3
I	056100724	INTBIA	SD	114	57000	57000	0	0	0	0	500.0
I	056100729	INTBIA	NE	26	13000	13000	0	0	0	0	500.0
I	056100730	INTBIA	ND	60	30000	30000	0	0	0	0	500.0
I	056100737	INTBIA	SD	25	43275	43275	0	0	0	0	1731.0
I	056100749	INTBIA	MT	4	25000	25000	0	0	0	0	6250.0
I	056100750	INTBIA	MT	5	25000	25000	0	0	0	0	5000.0
I	056100751	INTBIA	MT	5	25000	25000	0	0	0	0	5000.0
I	056100756	INTBIA	CO	6	22500	22500	0	0	0	0	3750.0
I	056100831	INTNPS	CO	20	100000	100000	0	0	0	0	5000.0
I	056100836	INTNPS	UT	21	75000	75000	0	0	0	0	3571.4
I	056100838	INTNPS	MT	10	25000	25000	0	0	0	0	2500.0
I	056100859	INTBLM	CO	25	208000	208000	0	0	0	0	8320.0
I	056100867	INTBLM	MT	14	93000	93000	0	0	0	0	6642.9
I	056100868	INTBLM	MT	20	60000	60000	0	0	0	0	3000.0
I	056100869	INTBLM	MT	12	70000	70000	0	0	0	0	5833.3
I	056100870	INTBLM	MT	12	70000	70000	0	0	0	0	5833.3
I	056100871	INTBLM	MT	12	70000	70000	0	0	0	0	5833.3
I	056100872	INTBLM	MT	12	70000	70000	0	0	0	0	5833.3
I	056100881	INTBLM	UT	34	186000	186000	0	0	0	0	5470.6
I	056100882	INTBLM	UT	2	10500	10500	0	0	0	0	5250.0
I	056100891	INTFWS	ND	8	40000	40000	0	0	0	0	5000.0
I	056100969	HEWPHS	MT	61	152000	122000	30000	0	0	0	2000.0
I	056100970	HEWPHS	MT	19	46000	37000	9000	0	0	0	1947.4
I	056100973	HEWPHS	MT	14	35000	28000	7000	0	0	0	2000.0
I	056100977	HEWPHS	ND	14	35000	28000	7000	0	0	0	2000.0
I	056100978	HEWPHS	ND	10	25000	20000	5000	0	0	0	2000.0
I	056100979	HEWPHS	SD	4	9375	7500	1875	0	0	0	1875.0
I	056100980	HEWPHS	ND	4	9375	7500	1875	0	0	0	1875.0
I	056100984	HEWPHS	NE	26	65000	52000	13000	0	0	0	2000.0
I	056100985	HEWPHS	MT	4	10000	8000	2000	0	0	0	2000.0
I	056100986	HEWPHS	MT	13	31000	25000	6000	0	0	0	1923.1
I	056100987	HEWPHS	MT	17	41000	34000	7000	0	0	0	2000.0
I	056100995	HEWPHS	WY	8	19000	15000	4000	0	0	0	1875.0
I	056100996	HEWPHS	WY	4	10000	8000	2000	0	0	0	2000.0
I	056101007	HEWPHS	SD	42	102000	82000	20000	0	0	0	1952.4
I	056101008	HEWPHS	SD	14	35000	28000	7000	0	0	0	2000.0

APPROVED EDA TITLE X PROJECTS FOR ROUNDS I AND II
SORTED BY EDA PROJECT ID WITHIN ROUND

RND	EDA PROJECT IDENT	AGENCY	ST ABBR	EST NUMB EMPL	REQUESTED TOTAL FUNDS	REQUESTED TITLE X FUNDS	REQUESTED OTHER FED FUNDS	REQUESTE STATE FUNDS	REQUESTE LOCAL FUNDS	REQUESTE PRIVATE FUNDS	TITLE X COST PER EMPLOYEE
I	056101009	HEWPHS	SD	39	97500	78000	19500	0	0	0	2000.0
I	056101010	HEWPHS	SD	63	155000	124000	31000	0	0	0	1968.3
I	056101011	HEWPHS	SD	64	160000	128000	32000	0	0	0	2000.0
I	056101012	HEWPHS	SD	7	16000	13000	3000	0	0	0	1857.1
I	056200122	AGFS	MT	18	100000	100000	0	0	0	0	5555.6
I	056200220	AGFS	CO	5	36000	36000	0	0	0	0	7200.0
I	056200254	FCRC	CO	50	290000	290000	0	0	0	0	5800.0
I	056200255	FCRC	CO	40	197000	170000	0	0	27000	0	4250.0
I	056200256	FCRC	CO	48	185000	140000	0	0	45000	0	2916.7
I	056200344	AGFS	UT	17	61200	61200	0	0	0	0	3600.0
I	056200346	FCRC	UT	4	14490	14490	0	0	0	0	3622.5
I	056200347	FCRC	UT	10	60700	50000	0	0	10700	0	5000.0
I	056200348	FCRC	UT	11	55500	50000	0	0	5500	0	4545.5
I	056200349	FCRC	UT	6	60000	50000	0	0	10000	0	8333.3
I	056200351	FCRC	UT	15	190200	134000	0	0	56200	0	8933.3
I	056200352	FCRC	UT	7	38109	38109	0	0	0	0	5444.1
I	056200353	FCRC	UT	12	51560	51560	0	0	0	0	4296.7
I	056200354	FCRC	UT	9	45249	38000	0	0	7249	0	4222.2
I	056200355	FCRC	UT	6	19200	19200	0	0	0	0	3200.0
I	056200357	FCRC	UT	9	31275	28775	0	0	2500	0	3197.2
I	056200358	FCRC	UT	36	247500	225000	0	0	22500	0	6250.0
I	056200359	FCRC	UT	9	35380	35380	0	0	0	0	3931.1
I	056200360	FCRC	UT	9	38108	38108	0	0	0	0	4234.2
I	056200361	FCRC	UT	24	55000	50000	0	0	5000	0	2083.3
I	056200362	FCRC	UT	5	19320	19320	0	0	0	0	3864.0
I	056200382	OWRC	SD	5	33000	30000	0	0	3000	0	6000.0
I	056200383	OWRC	SD	5	33000	30000	0	0	3000	0	6000.0
I	056200384	OWRC	SD	5	33000	30000	0	0	3000	0	6000.0
I	056200385	OWRC	SD	5	33000	30000	0	0	3000	0	6000.0
I	056200386	OWRC	SD	5	33000	30000	0	0	3000	0	6000.0
I	056200387	OWRC	SD	19	165000	150000	0	0	15000	0	7894.7
I	056200388	OWRC	SD	6	55000	50000	0	0	5000	0	8333.3
I	056200389	OWRC	SD	5	33000	30000	0	0	3000	0	6000.0
I	056200390	OWRC	SD	5	44000	40000	0	0	4000	0	8000.0
I	056200391	OWRC	SD	5	33000	30000	0	0	3000	0	6000.0
I	056200392	OWRC	SD	5	44000	40000	0	0	4000	0	8000.0
I	056200393	OWRC	SD	4	33000	30000	0	0	3000	0	7500.0
I	056200394	OWRC	SD	6	55000	50000	0	0	5000	0	8333.3
I	056200520	OWRC	ND	6	2500	2300	0	0	200	0	383.3
I	056200583	ORC	MO	15	181250	145000	0	0	36250	0	9666.7
I	056200586	ORC	MO	17	105000	85000	0	0	20000	0	5000.0
I	056200587	ORC	MO	11	112500	90000	0	0	22500	0	8181.8
I	056200589	ORC	MO	22	125000	100000	0	0	25000	0	4545.5
I	056200620	ORC	KS	75	325000	280000	0	0	45000	0	3733.3
I	056200738	INTBIA	NE	18	6500	6500	0	0	0	0	361.1
I	056200771	OWRC	MT	6	54692	54692	0	0	0	0	9115.3
I	056200772	OWRC	MT	63	536000	210000	256000	70000	0	0	3333.3
I	056200773	OWRC	MT	14	160000	150000	0	10000	0	0	10714.3
I	056200873	INTBLM	UT	3	25000	25000	0	0	0	0	8333.3

APPROVED EDA TITLE X PROJECTS FOR ROUNDS I AND II
SORTED BY EDA PROJECT ID WITHIN ROUND

RND	EDA PROJECT IDENT	AGENCY	ST ABBR	EST NUMB EMPL	REQUESTED TOTAL FUNDS	REQUESTED TITLE X FUNDS	REQUESTED OTHER FED FUNDS	REQUESTE STATE FUNDS	REQUESTE LOCAL FUNDS	REQUESTE PRIVATE FUNDS	TITLE X COST PER EMPLOYEE
I	056200954	INTBIA	UT	20	41000	41000	0	0	0	0	2050.0
I	056200955	INTBIA	NE	18	6500	6500	0	0	0	0	361.1
I	056201036	ARBA	IA	40	100000	100000	0	0	0	0	2500.0
I	056201038	ARBA	NE	15	219874	101654	9600	0	0	108620	6776.9
I	056201099	DOL	UT	6	40000	40000	0	0	0	0	6666.7
I	056201132	AGSCS	UT	22	55000	55000	0	0	0	0	2500.0
I	056201133	AGSCS	UT	8	12500	12500	0	0	0	0	1562.5
I	056201151	AGSCS	CO	30	170000	170000	0	0	0	0	5666.7
I	056201152	AGSCS	CO	25	150000	150000	0	0	0	0	6000.0
I	056201153	AGSCS	CO	6	21000	13500	7500	0	0	0	2250.0
I	056201154	AGSCS	CO	90	495000	450000	0	45000	0	0	5000.0
I	056201166	AGSCS	MT	15	86000	85000	0	0	1000	0	5666.7
I	056201201	GSA	MO	33	291000	291000	0	0	0	0	8818.2
I	063100317	COMEDA	WI	15	146000	117000	0	0	29000	0	7800.0
I	063100322	COMEDA	WI	40	245300	196240	0	0	49060	0	4906.0
I	063100323	COMEDA	WI	33	113000	90000	0	0	23000	0	2727.3
I	063100324	COMEDA	WI	45	150000	150000	0	0	0	0	3333.3
I	063100325	COMEDA	WI	27	125000	100000	0	0	25000	0	3703.7
I	063100439	COMEDA	MN	21	150000	140000	0	0	10000	0	6666.7
I	063100446	COMEDA	MN	35	300000	240000	0	0	60000	0	6857.1
I	063100476	COMEDA	MI	11	250000	200000	0	0	50000	0	18181.8
I	063100477	COMEDA	MI	14	195000	166000	0	0	29000	0	11857.1
I	063100478	COMEDA	MI	23	400000	300000	0	0	100000	0	13043.5
I	063100479	COMEDA	MI	104	800000	240000	500000	0	60000	0	2307.7
I	063100480	COMEDA	MI	48	375000	300000	0	0	75000	0	6250.0
I	063100481	COMEDA	MI	68	1500000	400000	250000	250000	600000	0	5882.4
I	063100523	COMEDA	OH	48	295000	236000	0	0	59000	0	4916.7
I	063100524	COMEDA	OH	42	375000	300000	0	0	75000	0	7142.9
I	063100525	COMEDA	OH	45	500000	400000	0	0	100000	0	8888.9
I	063100527	COMEDA	OH	40	325000	260000	0	0	65000	0	6500.0
I	063100556	COMEDA	WI	20	100000	100000	0	0	0	0	5000.0
I	063100596	COMEDA	MN	40	200000	200000	0	0	0	0	5000.0
I	063100597	COMEDA	MN	20	100000	100000	0	0	0	0	5000.0
I	063100605	COMEDA	IN	24	330000	264000	0	0	66000	0	11000.0
I	063100611	COMEDA	IL	23	280000	224000	0	0	56000	0	9739.1
I	063100612	COMEDA	IL	15	150000	120000	0	0	30000	0	8000.0
I	063100613	COMEDA	IL	19	250000	200000	0	0	50000	0	10526.3
I	063100614	COMEDA	IL	40	300000	240000	0	0	60000	0	6000.0
I	063100615	COMEDA	IN	75	350000	250000	0	0	100000	0	3333.3
I	063100616	COMEDA	IN	26	290000	232000	0	0	58000	0	8923.1
I	063100617	COMEDA	IN	24	125000	100000	0	0	25000	0	4166.7
I	063100618	COMEDA	IN	75	300000	240000	0	0	60000	0	3200.0
I	066100106	DODCE	IL	53	660000	600000	60000	0	0	0	11320.8
I	066100154	AGFS	MI	2	27700	27700	0	0	0	0	13850.0
I	066100155	AGFS	WI	8	42100	39000	3100	0	0	0	4875.0
I	066100156	AGFS	WI	16	73100	67700	5400	0	0	0	4231.2
I	066100159	AGFS	WI	12	59500	55100	4400	0	0	0	4591.7
I	066100170	AGFS	WI	7	26000	24000	2000	0	0	0	3428.6
I	066100171	AGFS	WI	75	194000	185000	9000	0	0	0	2466.7

APPROVED EDA TITLE X PROJECTS FOR ROUNDS I AND II
SORTED BY EDA PROJECT ID WITHIN ROUND

RND	EDA PROJECT IDENT	AGENCY	ST ABBR	EST NUMB EMPL	REQUESTED TOTAL FUNDS	REQUESTED TITLE X FUNDS	REQUESTED OTHER FED FUNDS	REQUESTE STATE FUNDS	REQUESTE LOCAL FUNDS	REQUESTE PRIVATE FUNDS	TITLE X COST PER EMPLOYEE
I	066100172	AGFS	OH	15	111000	106000	5000	0	0	0	7066.7
I	066100173	AGFS	IN	23	101275	95275	6000	0	0	0	4142.4
I	066100174	AGFS	MI	12	57000	52000	5000	0	0	0	4333.3
I	066100175	AGFS	MI	25	112300	102000	10300	0	0	0	4080.0
I	066100176	AGFS	MI	16	79300	73000	6300	0	0	0	4562.5
I	066100177	AGFS	MI	15	71750	65500	6250	0	0	0	4366.7
I	066100178	AGFS	MI	13	63000	57000	6000	0	0	0	4384.6
I	066100179	AGFS	MI	5	30150	29150	1000	0	0	0	5830.0
I	066100180	AGFS	MI	5	30150	29150	1000	0	0	0	5830.0
I	066100181	AGFS	MI	5	30150	29150	1000	0	0	0	5830.0
I	066100182	AGFS	MI	5	30150	29150	1000	0	0	0	5830.0
I	066100183	AGFS	MI	10	60800	58300	2500	0	0	0	5830.0
I	066100184	AGFS	MI	17	90450	87450	3000	0	0	0	5144.1
I	066100469	UGLRC	MI	28	178000	170000	0	8000	0	0	6071.4
I	066100482	AGFS	MI	1	6100	6100	0	0	0	0	6100.0
I	066100484	AIRFCE	MI	20	85000	85000	0	0	0	0	4250.0
I	066100526	AGFS	OH	1	6500	6500	0	0	0	0	6500.0
I	066100610	AGFS	IL	10	23000	20000	3000	0	0	0	2000.0
I	066100733	INTBIA	MN	50	25000	25000	0	0	0	0	500.0
I	066100854	INTNPS	WI	45	300000	300000	0	0	0	0	6666.7
I	066100886	INTFWS	MN	9	40000	40000	0	0	0	0	4444.4
I	066100892	INTFWS	MI	26	150000	150000	0	0	0	0	5769.2
I	066100897	INTFWS	MN	8	50000	50000	0	0	0	0	6250.0
I	066100901	INTFWS	WI	9	40000	40000	0	0	0	0	4444.4
I	066100903	INTFWS	IL	9	40000	40000	0	0	0	0	4444.4
I	066100974	HEWPHS	MN	8	19000	15000	4000	0	0	0	1875.0
I	066100975	HEWPHS	MN	13	33000	26000	7000	0	0	0	2000.0
I	066101215	HEW	MI	3	21000	21000	0	0	0	0	7000.0
I	066101218	HEWFDA	MI	35	400015	400015	0	0	0	0	11429.0
I	066200076	NE/A	IL	50	719770	359885	0	0	0	359885	7197.7
I	066200227	AGFS	OH	12	50000	50000	0	0	0	0	4166.7
I	066200311	UGLRC	WI	30	152000	150000	0	0	2000	0	5000.0
I	066200312	UGLRC	WI	45	205000	140000	0	0	65000	0	3111.1
I	066200313	UGLRC	WI	12	70000	58000	0	12000	0	0	4833.3
I	066200315	UGLRC	WI	8	62200	51100	0	11100	0	0	6387.5
I	066200316	UGLRC	WI	18	87800	78500	0	0	6550	2750	4361.1
I	066200318	UGLRC	WI	11	93000	77000	0	16000	0	0	7000.0
I	066200319	UGLRC	WI	50	564000	150000	414000	0	0	0	3000.0
I	066200320	UGLRC	WI	20	120000	100000	20000	0	0	0	5000.0
I	066200326	UGLRC	WI	10	46120	36120	0	0	8000	2000	3612.0
I	066200411	ARC	OH	11	22250	17800	0	0	4450	0	1618.2
I	066200432	UGLRC	MN	12	61840	61840	0	0	0	0	5153.3
I	066200433	UGLRC	MN	36	120000	120000	0	0	0	0	3333.3
I	066200434	UGLRC	MN	6	30109	30109	0	0	0	0	5018.2
I	066200436	UGLRC	MN	30	240000	175000	0	0	65000	0	5833.3
I	066200437	UGLRC	MN	41	180423	180423	0	0	0	0	4400.6
I	066200440	UGLRC	MN	6	30109	30109	0	0	0	0	5018.2
I	066200442	UGLRC	MN	18	90326	90326	0	0	0	0	5018.1
I	066200443	UGLRC	MN	34	75000	75000	0	0	0	0	2205.9

APPROVED EDA TITLE X PROJECTS FOR ROUNDS I AND II
SORTED BY EDA PROJECT ID WITHIN ROUND

RND	EDA PROJECT IDENT	AGENCY	ST ABBR	EST NUMB EMPL	REQUESTED TOTAL FUNDS	REQUESTED TITLE X FUNDS	REQUESTED OTHER FED FUNDS	REQUESTE STATE FUNDS	REQUESTE LOCAL FUNDS	REQUESTE PRIVATE FUNDS	TITLE X COST PER EMPLOYEE
I	066200444	UGLRC	MN	5	24900	24900	0	0	0	0	4980.0
I	066200445	UGLRC	MN	12	64400	64400	0	0	0	0	5366.7
I	066200447	UGLRC	MN	6	38600	38600	0	0	0	0	6433.3
I	066200449	UGLRC	MN	14	32000	32000	0	0	0	0	2285.7
I	066200450	UGLRC	MI	3	55993	16750	0	39243	0	0	5583.3
I	066200451	UGLRC	MI	30	208000	200000	0	8000	0	0	6666.7
I	066200452	UGLRC	MI	3	42127	16750	0	25377	0	0	5583.3
I	066200453	UGLRC	MI	8	27800	26600	0	1200	0	0	3325.0
I	066200454	UGLRC	MI	12	60000	56000	0	4000	0	0	4666.7
I	066200455	UGLRC	MI	34	250500	242000	0	8500	0	0	7117.6
I	066200456	UGLRC	MI	8	27800	26600	0	1200	0	0	3325.0
I	066200458	UGLRC	MI	8	27800	26600	0	1200	0	0	3325.0
I	066200459	UGLRC	MI	2	25600	22500	0	1600	0	1500	11250.0
I	066200461	UGLRC	MI	3	42336	16750	0	25586	0	0	5583.3
I	066200465	UGLRC	MI	12	48000	44000	0	4000	0	0	3666.7
I	066200466	UGLRC	MI	1	12800	11250	0	800	0	750	11250.0
I	066200467	UGLRC	MI	1	12800	11250	0	800	0	750	11250.0
I	066200468	UGLRC	MI	8	27800	26600	0	1200	0	0	3325.0
I	066200470	UGLRC	MI	35	174500	168000	0	6500	0	0	4800.0
I	066200472	UGLRC	MI	2	25600	22500	0	1600	0	1500	11250.0
I	066200473	UGLRC	MI	1	12800	11250	0	800	0	750	11250.0
I	066200474	UGLRC	MI	1	12800	11250	0	800	0	750	11250.0
I	066200475	UGLRC	MI	1	12800	11250	0	800	0	750	11250.0
I	066200483	AIRFCE	MI	40	452000	452000	0	0	0	0	11300.0
I	066200485	UGLRC	MI	2	25600	22500	0	1600	0	1500	11250.0
I	066200486	UGLRC	MI	2	25600	22500	0	1600	0	1500	11250.0
I	066200487	UGLRC	MI	2	25600	22500	0	1600	0	1500	11250.0
I	066200522	ERDA	OH	88	1200000	1200000	0	0	0	0	13636.4
I	066200557	UGLRC	WI	10	65000	50000	0	15000	0	0	5000.0
I	066200580	ARC	OH	20	100000	100000	0	0	0	0	5000.0
I	066200581	ARC	OH	30	169531	169531	0	0	0	0	5651.0
I	066200804	HUD	MI	37	300000	300000	0	0	0	0	8108.1
I	066200949	INTBIA	WI	8	20600	20600	0	0	0	0	2575.0
I	066200951	INTBIA	MN	35	80000	80000	0	0	0	0	2285.7
I	066201031	ARBA	WI	2	36250	24250	0	12000	0	0	12125.0
I	066201043	ARBA	OH	300	400000	100000	0	200000	0	100000	333.3
I	066201046	ARBA	IL	15	2360000	100000	0	2260000	0	0	6666.7
I	066201128	AGSCS	OH	55	355000	325000	0	0	30000	0	5909.1
I	066201144	AGSCS	OH	25	146000	124000	0	0	22000	0	4960.0
I	066201168	AGSCS	MI	33	267000	240000	0	0	27000	0	7272.7
I	066201169	AGSCS	MI	4	15000	12000	0	0	3000	0	3000.0
I	066201170	AGSCS	MI	11	89000	80000	0	0	9000	0	7272.7
I	066201171	AGSCS	MI	33	267000	240000	0	0	27000	0	7272.7
I	066201172	AGSCS	MI	22	178000	160000	0	0	18000	0	7272.7
I	066201180	AGSCS	IN	50	132300	132300	0	0	0	0	2646.0
I	066201181	AGSCS	IN	5	15000	15000	0	0	0	0	3000.0
I	066201182	AGSCS	IL	90	720000	720000	0	0	0	0	8000.0
I	066201183	AGSCS	IN	6	7500	7500	0	0	0	0	1250.0
I	066201206	HEWPHS	MI	10	275799	65600	175000	0	35199	0	6560.0

APPROVED EDA TITLE X PROJECTS FOR ROUNDS I AND II
SORTED BY EDA PROJECT ID WITHIN ROUND

RND	EDA PROJECT IDENT	AGENCY	ST ABBR	EST NUMB EMPL	REQUESTED TOTAL FUNDS	REQUESTED TITLE X FUNDS	REQUESTED OTHER FED FUNDS	REQUESTE STATE FUNDS	REQUESTE LOCAL FUNDS	REQUESTE PRIVATE FUNDS	TITLE X COST PER EMPLOYEE
I	066201212	HEWRSA	IL	350	350000	250000	100000	0	0	0	714.3
I	066201251	VA	MI	15	52216	52216	0	0	0	0	3481.1
I	073100258	COMEDA	CA	15	185000	150000	0	0	35000	0	10000.0
I	073100259	COMEDA	CA	52	500000	400000	0	0	100000	0	7692.3
I	073100261	COMEDA	CA	40	500000	500000	0	0	0	0	12500.0
I	073100262	COMEDA	CA	46	300000	250000	0	0	50000	0	5434.8
I	073100264	COMEDA	CA	40	197500	197500	0	0	0	0	4937.5
I	073100265	COMEDA	CA	45	941033	500000	0	0	441033	0	11111.1
I	073100267	COMEDA	CA	50	300000	160000	0	0	140000	0	3200.0
I	073100269	COMEDA	CA	35	120000	60000	0	0	60000	0	1714.3
I	073100270	COMEDA	CA	20	200000	100000	0	0	100000	0	5000.0
I	073100271	COMEDA	CA	20	120000	120000	0	0	0	0	6000.0
I	073100272	COMEDA	CA	65	275000	137500	0	0	137500	0	2115.4
I	073100273	COMEDA	CA	47	205000	195000	0	0	10000	0	4148.9
I	073100329	COMEDA	WA	45	700000	300000	0	300000	100000	0	6666.7
I	073100335	COMEDA	WA	20	223332	191332	0	0	32000	0	9566.6
I	073100415	COMEDA	NV	30	150000	150000	0	0	0	0	5000.0
I	073100535	COMEDA	OR	8	102459	102459	0	0	0	0	12807.4
I	073100536	COMEDA	OR	50	695000	347500	0	0	347500	0	6950.0
I	073100538	COMEDA	OR	64	485000	388000	0	0	97000	0	6062.5
I	073100560	COMEDA	ID	60	317000	296000	0	0	21000	0	4933.3
I	073100562	COMEDA	ID	40	116100	116100	0	0	0	0	2902.5
I	073100591	COMEDA	AK	30	100000	100000	0	0	0	0	3333.3
I	073100592	COMEDA	AK	42	455000	364000	0	91000	0	0	8666.7
I	073100598	COMEDA	AZ	29	169700	169700	0	0	0	0	5851.7
I	073100599	COMEDA	AZ	120	264900	264900	0	0	0	0	2207.5
I	073101264	COMEDA	CA	15	75000	60000	0	0	15000	0	4000.0
I	073101265	COMEDA	CA	15	125000	100000	0	0	25000	0	6666.7
I	076100090	DODCE	CA	45	456500	415000	41500	0	0	0	9222.2
I	076100091	DODN	CA	50	1000000	1000000	0	0	0	0	20000.0
I	076100092	DODCE	CA	68	829400	754000	75400	0	0	0	11088.2
I	076100093	DODCE	CA	30	330000	300000	30000	0	0	0	10000.0
I	076100094	DODCE	CA	76	449900	409000	40900	0	0	0	5381.6
I	076100098	DODCE	ID	25	127600	116000	11600	0	0	0	4640.0
I	076100099	DODCE	ID	33	440000	400000	40000	0	0	0	12121.2
I	076100111	DODCE	99	10	81400	74000	7400	0	0	0	7400.0
I	076100124	AGFS	ID	45	250000	250000	0	0	0	0	5555.6
I	076100125	AGFS	ID	45	291500	291500	0	0	0	0	6477.8
I	076100127	AGFS	CA	20	102000	100000	2000	0	0	0	5000.0
I	076100128	AGFS	CA	75	410000	400000	10000	0	0	0	5333.3
I	076100129	AGFS	CA	50	405000	400000	5000	0	0	0	8000.0
I	076100130	AGFS	CA	15	103000	100000	3000	0	0	0	6666.7
I	076100131	AGFS	CA	30	204000	200000	4000	0	0	0	6666.7
I	076100132	AGFS	CA	25	101000	100000	1000	0	0	0	4000.0
I	076100133	AGFS	CA	110	410000	400000	10000	0	0	0	3636.4
I	076100134	AGFS	CA	25	202000	200000	2000	0	0	0	8000.0
I	076100135	AGFS	CA	25	103000	100000	3000	0	0	0	4000.0
I	076100136	AGFS	CA	23	260000	250000	10000	0	0	0	10869.6
I	076100137	AGFS	CA	30	202000	200000	2000	0	0	0	6666.7

APPROVED EDA TITLE X PROJECTS FOR ROUNDS I AND II
SORTED BY EDA PROJECT ID WITHIN ROUND

RND	EDA PROJECT IDENT	AGENCY	ST ABBR	EST NUMB EMPL	REQUESTED TOTAL FUNDS	REQUESTED TITLE X FUNDS	REQUESTED OTHER FED FUNDS	REQUESTE STATE FUNDS	REQUESTE LOCAL FUNDS	REQUESTE PRIVATE FUNDS	TITLE X COST PER EMPLOYEE
I	0761001 38	AGFS	CA	15	101000	100000	1000	0	0	0	6666.7
I	0761001 39	AGFS	CA	25	201000	200000	1000	0	0	0	8000.0
I	0761001 40	AGFS	CA	57	410000	400000	10000	0	0	0	7017.5
I	0761001 41	AGFS	CA	25	203000	200000	3000	0	0	0	8000.0
I	0761001 47	AGFS	CA	20	78800	78800	0	0	0	0	3940.0
I	0761001 48	AGFS	NV	8	22500	22500	0	0	0	0	2812.5
I	0761001 53	AGFS	WA	6	57500	50000	7500	0	0	0	8333.3
I	0761001 57	AGFS	OR	22	230000	200000	30000	0	0	0	9090.9
I	0761001 58	AGFS	OR	38	345000	300000	45000	0	0	0	7894.7
I	0761001 59	AGFS	OR	22	230000	200000	30000	0	0	0	9090.9
I	0761001 60	AGFS	OR	11	115000	100000	15000	0	0	0	9090.9
I	0761001 61	AGFS	OR	11	115000	100000	15000	0	0	0	9090.9
I	0761001 62	AGFS	OR	2	17250	15000	2250	0	0	0	7500.0
I	0761001 63	AGFS	OR	133	345000	300000	45000	0	0	0	2255.6
I	0761001 64	AGFS	OR	19	172500	150000	22500	0	0	0	7894.7
I	0761001 65	AGFS	OR	13	115000	100000	15000	0	0	0	7692.3
I	0761001 68	AGFS	ID	15	81770	81770	0	0	0	0	5451.3
I	0761001 88	AGFS	AZ	45	528000	480000	48000	0	0	0	10666.7
I	0761001 99	AGFS	OR	33	345000	300000	45000	0	0	0	9090.9
I	0761002 00	AGFS	OR	11	115000	100000	15000	0	0	0	9090.9
I	0761002 01	AGFS	WA	6	57500	50000	7500	0	0	0	8333.3
I	0761002 02	AGFS	WA	6	57500	50000	7500	0	0	0	8333.3
I	0761002 03	AGFS	WA	11	115000	100000	15000	0	0	0	9090.9
I	0761002 04	AGFS	WA	28	287500	250000	37500	0	0	0	8928.6
I	0761002 28	AGFS	CA	10	50000	50000	0	0	0	0	5000.0
I	0761002 68	AGFS	CA	4	43800	42000	1800	0	0	0	10500.0
I	0761003 36	AIRFCE	WA	20	80000	80000	0	0	0	0	4000.0
I	0761007 26	INTBIA	AZ	90	45000	45000	0	0	0	0	500.0
I	0761007 31	INTBIA	OR	142	71000	71000	0	0	0	0	500.0
I	0761007 32	INTBIA	WA	100	54000	54000	0	0	0	0	540.0
I	0761007 35	INTBIA	AZ	160	90000	90000	0	0	0	0	500.0
I	0761007 45	INTBIA	AZ	23	155000	155000	0	0	0	0	6739.1
I	0761007 57	INTBIA	CA	3	14000	14000	0	0	0	0	4666.7
I	0761007 58	INTBIA	CA	3	11000	11000	0	0	0	0	3666.7
I	0761007 59	INTBIA	CA	3	11000	11000	0	0	0	0	3666.7
I	0761007 60	INTBIA	ID	4	30000	30000	0	0	0	0	7500.0
I	0761007 61	INTBIA	WA	5	30000	30000	0	0	0	0	6000.0
I	0761007 62	INTBIA	ID	2	12000	12000	0	0	0	0	6000.0
I	0761007 63	INTBIA	AZ	12	60500	60500	0	0	0	0	5041.7
I	0761007 64	INTBIA	AZ	7	30000	30000	0	0	0	0	4285.7
I	0761008 46	INTNPS	CA	16	100000	100000	0	0	0	0	6250.0
I	0761008 47	INTNPS	NV	21	33000	33000	0	0	0	0	1571.4
I	0761008 48	INTNPS	CA	3	10000	10000	0	0	0	0	3333.3
I	0761008 56	INTBLM	CA	50	350000	350000	0	0	0	0	7000.0
I	0761008 57	INTBLM	CA	12	70400	70400	0	0	0	0	5866.7
I	0761008 58	INTBLM	CA	11	60800	60800	0	0	0	0	5527.3
I	0761008 65	INTBLM	OR	10	60000	60000	0	0	0	0	6000.0
I	0761008 66	INTBLM	OR	15	90000	90000	0	0	0	0	6000.0
I	0761008 74	INTBLM	OR	5	30000	30000	0	0	0	0	6000.0

APPROVED EDA TITLE X PROJECTS FOR ROUNDS I AND II
SORTED BY EDA PROJECT ID WITHIN ROUND

RND	EDA PROJECT IDENT	AGENCY	ST ABBR	EST NUMB EMPL	REQUESTED TOTAL FUNDS	REQUESTED TITLE X FUNDS	REQUESTED OTHER FED FUNDS	REQUESTE STATE FUNDS	REQUESTE LOCAL FUNDS	REQUESTE PRIVATE FUNDS	TITLE X COST PER EMPLOYEE
I	076100876	INTBLM	OR	5	30000	30000	0	0	0	0	6000.0
I	076100877	INTBLM	OR	8	50000	50000	0	0	0	0	6250.0
I	076100878	INTBLM	OR	15	93800	93800	0	0	0	0	6253.3
I	076100879	INTBLM	OR	3	13400	13400	0	0	0	0	4466.7
I	076100880	INTBLM	OR	5	26800	26800	0	0	0	0	5360.0
I	076100883	INTFWS	NV	6	30000	30000	0	0	0	0	5000.0
I	076100893	INTFWS	WA	12	56000	56000	0	0	0	0	4666.7
I	076100895	INTFWS	AK	15	120000	120000	0	0	0	0	8000.0
I	076100899	INTFWS	CA	7	40000	40000	0	0	0	0	5714.3
I	076100959	HEWPHS	ID	8	19500	15000	4500	0	0	0	1875.0
I	076100960	HEWPHS	AZ	5	12500	10000	2500	0	0	0	2000.0
I	076100961	HEWPHS	AZ	90	225000	180000	45000	0	0	0	2000.0
I	076100962	HEWPHS	AZ	5	12500	10000	2500	0	0	0	2000.0
I	076100964	HEWPHS	AZ	35	87000	70000	17000	0	0	0	2000.0
I	076100965	HEWPHS	AZ	41	101000	81000	20000	0	0	0	1975.6
I	076100966	HEWPHS	AZ	50	125000	100000	25000	0	0	0	2000.0
I	076100967	HEWPHS	AZ	8	21500	17000	4500	0	0	0	2125.0
I	076100981	HEWPHS	NV	20	50000	40000	10000	0	0	0	2000.0
I	076100982	HEWPHS	NV	14	33500	27000	6500	0	0	0	1928.5
I	076100983	HEWPHS	NV	47	117000	94000	23000	0	0	0	2000.0
I	076100997	HEWPHS	AZ	3	8000	6000	2000	0	0	0	2000.0
I	076100998	HEWPHS	AZ	8	19000	15000	4000	0	0	0	1875.0
I	076100999	HEWPHS	AZ	49	120000	97000	23000	0	0	0	1979.6
I	076101000	HEWPHS	AZ	76	190000	152000	38000	0	0	0	2000.0
I	076101001	HEWPHS	AZ	15	37500	30000	7500	0	0	0	2000.0
I	076101002	HEWPHS	AZ	25	62000	50000	12000	0	0	0	2000.0
I	076101003	HEWPHS	AZ	5	12000	9000	3000	0	0	0	1800.0
I	076101004	HEWPHS	AZ	25	62500	50000	12500	0	0	0	2000.0
I	076101005	HEWPHS	AZ	110	275000	220000	55000	0	0	0	2000.0
I	076101006	HEWPHS	AZ	12	29000	23000	6000	0	0	0	1916.7
I	076101013	HEWPHS	WA	5	12500	10000	2500	0	0	0	2000.0
I	076101014	HEWPHS	WA	8	18500	15000	3500	0	0	0	1875.0
I	076101015	HEWPHS	WA	6	15000	12000	3000	0	0	0	2000.0
I	076101016	HEWPHS	WA	8	19000	15000	4000	0	0	0	1875.0
I	076101018	HEWPHS	WA	5	12500	10000	2500	0	0	0	2000.0
I	076101059	HEWPHS	ID	5	12500	10000	2500	0	0	0	2000.0
I	076200073	PNRC	WA	2	12540	11000	0	1540	0	0	5500.0
I	076200089	DODCE	CA	25	292600	266000	26600	0	0	0	10640.0
I	076200119	ERDA	CA	153	1607212	1607212	0	0	0	0	10504.7
I	076200120	ERDA	NV	10	134532	134532	0	0	0	0	13453.2
I	076200213	AGFS	OR	18	80000	67200	0	12800	0	0	3733.3
I	076200214	AGFS	OR	42	190000	159600	0	30400	0	0	3800.0
I	076200215	AGFS	CA	14	80700	64700	0	16000	0	0	4621.4
I	076200216	AGFS	CA	14	80700	64700	0	16000	0	0	4621.4
I	076200217	AGFS	CA	14	80700	64700	0	16000	0	0	4621.4
I	076200289	FCRC	AZ	20	100000	100000	0	0	0	0	5000.0
I	076200290	FCRC	AZ	15	100000	100000	0	0	0	0	6666.7
I	076200292	FCRC	AZ	45	308000	308000	0	0	0	0	6844.4
I	076200293	FCRC	AZ	20	100000	100000	0	0	0	0	5000.0

APPROVED EDA TITLE X PROJECTS FOR ROUNDS I AND II
SORTED BY EDA PROJECT ID WITHIN ROUND

RND	EDA PROJECT IDENT	AGENCY	ST ABBR	EST NUMB EMPL	REQUESTED TOTAL FUNDS	REQUESTED TITLE X FUNDS	REQUESTED OTHER FED FUNDS	REQUESTE STATE FUNDS	REQUESTE LOCAL FUNDS	REQUESTE PRIVATE FUNDS	TITLE X COST PER EMPLOYEE
I	076200294	FCRC	AZ	60	200000	200000	0	0	0	0	3333.3
I	076200330	PNRC	WA	18	123120	108000	0	15120	0	0	6000.0
I	076200331	PNRC	WA	20	133380	117000	0	16380	0	0	5850.0
I	076200332	PNRC	WA	19	132240	116000	0	16240	0	0	6105.3
I	076200333	PNRC	WA	18	123120	108000	0	15120	0	0	6000.0
I	076200334	PNRC	WA	18	123120	108000	0	15120	0	0	6000.0
I	076200337	PNRC	WA	11	44320	35456	0	0	8864	0	3223.3
I	076200338	PNRC	WA	18	123120	108000	0	15120	0	0	6000.0
I	076200537	PNRC	OR	33	427500	200000	150000	77500	0	0	6060.6
I	076200561	PNRC	ID	130	540000	450000	0	90000	0	0	3461.5
I	076200736	INTBIA	CA	3	5000	3000	0	0	0	2000	1000.0
I	076200740	INTBIA	WA	24	27000	27000	0	0	0	0	1125.0
I	076200742	INTBIA	CA	20	90173	75173	0	0	0	15000	3758.6
I	076200775	PNRC	OR	25	503419	233419	200000	0	70000	0	9336.8
I	076200776	PNRC	OR	35	410347	273884	126592	9871	0	0	7825.3
I	076200814	HUD	WA	25	198000	198000	0	0	0	0	7920.0
I	076200818	INTGS	CA	7	125000	125000	0	0	0	0	17857.1
I	076200845	INTNPS	CA	5	30000	30000	0	0	0	0	6000.0
I	076200849	INTNPS	CA	11	55000	55000	0	0	0	0	5000.0
I	076200851	INTNPS	WA	9	65000	65000	0	0	0	0	7222.2
I	076200852	INTNPS	WA	24	148000	148000	0	0	0	0	6166.7
I	076200853	INTNPS	WA	6	25000	25000	0	0	0	0	4166.7
I	076200855	INTBLM	AZ	35	184800	184800	0	0	0	0	5280.0
I	076200889	INTFWS	WA	48	563000	563000	0	0	0	0	11729.2
I	076200898	INTFWS	WA	15	190000	190000	0	0	0	0	12666.7
I	076200936	SBA	CA	97	254000	93600	0	0	0	160400	964.9
I	076200950	INTBIA	AZ	43	449000	449000	0	0	0	0	10441.9
I	076201026	ARBA	AZ	240	120000	120000	0	0	0	0	500.0
I	076201034	ARBA	WA	10	100000	100000	0	0	0	0	10000.0
I	076201092	DOL	CA	18	101500	101500	0	0	0	0	5638.9
I	076201094	DOL	AZ	80	340000	340000	0	0	0	0	4250.0
I	076201097	DOL	OR	6	48000	48000	0	0	0	0	8000.0
I	076201122	AGSCS	HI	21	30000	25000	0	5000	0	0	1190.5
I	076201123	AGSCS	WA	20	176600	176600	0	0	0	0	8830.0
I	076201150	AGSCS	CA	160	320000	320000	0	0	0	0	2000.0
I	076201155	AGSCS	ID	10	16000	16000	0	0	0	0	1600.0
I	076201156	AGSCS	ID	30	81800	74300	0	0	7500	0	2476.7
I	076201157	AGSCS	CA	88	252000	252000	0	0	0	0	2863.6
I	076201164	AGSCS	CA	120	255000	255000	0	0	0	0	2125.0
I	076201165	AGSCS	CA	100	337500	337500	0	0	0	0	3375.0
I	076201202	GSA	CA	36	106200	106200	0	0	0	0	2950.0
I	076201231	AGSCS	AK	23	640000	120000	0	520000	0	0	5217.4
I	076201232	AGSCS	AK	18	466600	175000	15600	276000	0	0	9722.2
I	076201248	VA	CA	10	57686	57686	0	0	0	0	5768.6
I	076201249	VA	AZ	15	75261	75261	0	0	0	0	5017.4
I	083100010	COMEDA	NM	29	200000	200000	0	0	0	0	6896.6
I	083100021	COMEDA	NM	22	140000	112000	0	0	28000	0	5090.9
I	083100274	COMEDA	AR	40	90000	72000	0	0	18000	0	1800.0
I	083100283	COMEDA	AR	30	100000	80000	0	0	20000	0	2666.7

APPROVED EDA TITLE X PROJECTS FOR ROUNDS I AND II
SORTED BY EDA PROJECT ID WITHIN ROUND

RND	EDA PROJECT IDENT	AGENCY	ST ABBR	EST NUMB EMPL	REQUESTED TOTAL FUNDS	REQUESTED TITLE X FUNDS	REQUESTED OTHER FED FUNDS	REQUESTE STATE FUNDS	REQUESTE LOCAL FUNDS	REQUESTE PRIVATE FUNDS	TITLE X COST PER EMPLOYEE
I	083100285	COMEDA	AR	40	250000	250000	0	0	0	0	6250.0
I	083100287	COMEDA	AR	45	80000	64000	0	0	16000	0	1422.2
I	083100363	COMEDA	TX	62	300000	240000	0	0	60000	0	3871.0
I	083100364	COMEDA	TX	45	602000	482000	0	0	50000	70000	10711.1
I	083100365	COMEDA	TX	87	650000	520000	0	0	130000	0	5977.0
I	083100366	COMEDA	TX	45	355000	284000	0	0	71000	0	6311.1
I	083100367	COMEDA	TX	20	175000	140000	0	0	35000	0	7000.0
I	083100531	COMEDA	OK	58	260000	208000	0	0	52000	0	3586.2
I	083100532	COMEDA	OK	25	125000	100000	0	0	25000	0	4000.0
I	083100533	COMEDA	OK	50	360000	360000	0	0	0	0	7200.0
I	083100534	COMEDA	OK	21	200000	160000	0	0	40000	0	7619.0
I	083100602	COMEDA	TX	35	128000	128000	0	0	0	0	3657.1
I	083100606	COMEDA	NM	10	100000	100000	0	0	0	0	10000.0
I	083100629	COMEDA	LA	46	60000	48000	0	0	12000	0	1043.5
I	083100635	COMEDA	LA	25	100000	80000	0	0	20000	0	3200.0
I	083100636	COMEDA	LA	50	150000	120000	0	0	30000	0	2400.0
I	083100637	COMEDA	LA	60	70000	56000	0	0	14000	0	933.3
I	083100638	COMEDA	LA	50	84000	70000	0	0	14000	0	1400.0
I	083100639	COMEDA	LA	70	225000	180000	0	0	45000	0	2571.4
I	083100653	COMEDA	LA	50	95000	76000	0	0	19000	0	1520.0
I	083100654	COMEDA	LA	11	80000	64000	0	0	16000	0	5818.2
I	083100667	COMEDA	LA	134	290000	232000	0	0	58000	0	1731.3
I	086100102	DODCE	AR	41	330000	300000	30000	0	0	0	7317.1
I	086100103	DODCE	AR	30	440000	400000	40000	0	0	0	13333.3
I	086100104	DODCE	AR	120	660000	600000	60000	0	0	0	5000.0
I	086100166	AGFS	NM	94	913000	830000	83000	0	0	0	8829.8
I	086100167	AGFS	NM	13	121000	110000	11000	0	0	0	8461.5
I	086100193	AGFS	AR	3	11936	10379	1557	0	0	0	3459.7
I	086100498	AIRFCE	NM	20	65000	65000	0	0	0	0	3250.0
I	086100500	AGFS	NM	65	627000	570000	57000	0	0	0	8769.2
I	086100725	INTBIA	NM	110	55000	55000	0	0	0	0	500.0
I	086100734	INTBIA	OK	40	25000	25000	0	0	0	0	625.0
I	086100739	INTBIA	NM	20	60000	45000	15000	0	0	0	2250.0
I	086100744	INTBIA	OK	3	7000	7000	0	0	0	0	2333.3
I	086100746	INTBIA	NM	6	22500	22500	0	0	0	0	3750.0
I	086100747	INTBIA	NM	8	50000	50000	0	0	0	0	6250.0
I	086100748	INTBIA	NM	15	100000	100000	0	0	0	0	6666.7
I	086100752	INTBIA	OK	3	12050	12050	0	0	0	0	4016.7
I	086100753	INTBIA	OK	3	11450	11450	0	0	0	0	3816.7
I	086100754	INTBIA	OK	4	16500	16500	0	0	0	0	4125.0
I	086100755	INTBIA	NM	6	22500	22500	0	0	0	0	3750.0
I	086100834	INTNPS	NM	20	71000	71000	0	0	0	0	3550.0
I	086100835	INTNPS	NM	10	29000	29000	0	0	0	0	2900.0
I	086100860	INTBLM	NM	12	30000	30000	0	0	0	0	2500.0
I	086100861	INTBLM	NM	27	77000	77000	0	0	0	0	2851.9
I	086100862	INTBLM	NM	2	8000	8000	0	0	0	0	4000.0
I	086100863	INTBLM	NM	13	70000	70000	0	0	0	0	5384.6
I	086100864	INTBLM	NM	13	65000	65000	0	0	0	0	5000.0
I	086100894	INTFWS	TX	13	70000	70000	0	0	0	0	5384.6

APPROVED EDA TITLE X PROJECTS FOR ROUNDS I AND II
SORTED BY EDA PROJECT ID WITHIN ROUND

RND	EDA PROJECT IDENT	AGENCY	ST ABBR	EST NUMB EMPL	REQUESTED TOTAL FUNDS	REQUESTED TITLE X FUNDS	REQUESTED OTHER FED FUNDS	REQUESTE STATE FUNDS	REQUESTE LOCAL FUNDS	REQUESTE PRIVATE FUNDS	TITLE X COST PER EMPLOYEE
I	086100904	INTFWS	TX	17	98000	98000	0	0	0	0	5764.7
I	086100988	HEWPHS	OK	148	369000	295000	74000	0	0	0	1993.2
I	086100989	HEWPHS	OK	40	100000	80000	20000	0	0	0	2000.0
I	086101020	HEWPHS	OK	60	150000	120000	30000	0	0	0	2000.0
I	086101048	ARBA	LA	25	100000	100000	0	0	0	0	4000.0
I	086101049	ARBA	NM	22	168544	168544	0	0	0	0	7661.1
I	086101050	HEWPHS	NM	13	31000	25000	6000	0	0	0	1923.1
I	086101235	HEW	TX	3	21000	21000	0	0	0	0	7000.0
I	086200218	AGFS	NM	6	20000	10000	0	10000	0	0	1666.7
I	086200275	ORC	AR	10	65000	52000	0	0	13000	0	5200.0
I	086200276	ORC	AR	10	60000	48000	0	0	12000	0	4800.0
I	086200277	ORC	AR	15	98400	82000	0	0	16400	0	5466.7
I	086200279	ORC	AR	15	125000	100000	0	0	25000	0	6666.7
I	086200280	ORC	AR	33	93750	75000	0	0	18750	0	2272.7
I	086200281	ORC	AR	15	75000	60000	0	0	15000	0	4000.0
I	086200282	ORC	AR	9	60000	48000	0	0	12000	0	5333.3
I	086200497	AGFS	NM	11	43200	43200	0	0	0	0	3927.3
I	086200499	AIRFCE	NM	40	308000	308000	0	0	0	0	7700.0
I	086200501	FCRC	NM	20	184000	184000	0	0	0	0	9200.0
I	086200502	FCRC	NM	16	131285	131285	0	0	0	0	8205.3
I	086200503	ERDA	NM	89	590100	562000	28100	0	0	0	6314.6
I	086200504	FCRC	NM	16	124721	124721	0	0	0	0	7795.1
I	086200505	FCRC	NM	16	114226	114226	0	0	0	0	7139.1
I	086200529	ORC	OK	50	500000	400000	0	0	100000	0	8000.0
I	086200530	ORC	OK	85	266000	196000	0	0	70000	0	2305.9
I	086200565	ORC	AR	13	125000	100000	0	25000	0	0	7692.3
I	086200566	ORC	AR	20	108000	90000	0	18000	0	0	4500.0
I	086200567	ORC	AR	19	108000	90000	0	18000	0	0	4736.8
I	086200601	ORC	LA	12	108421	50836	0	0	57585	0	4236.3
I	086200626	ORC	LA	10	46000	36800	0	0	9200	0	3680.0
I	086200627	ORC	LA	5	46280	37024	0	0	9256	0	7404.8
I	086200628	ORC	LA	5	50000	40000	0	0	10000	0	8000.0
I	086200630	ORC	LA	15	100000	80000	0	0	20000	0	5333.3
I	086200633	ORC	LA	4	30000	24000	0	0	6000	0	6000.0
I	086200634	ORC	LA	3	15000	12000	0	0	3000	0	4000.0
I	086200640	ORC	LA	30	50000	40000	0	0	10000	0	1333.3
I	086200641	ORC	LA	10	62300	49840	0	0	12460	0	4984.0
I	086200642	ORC	LA	13	50000	40000	0	0	10000	0	3076.9
I	086200643	ORC	LA	50	248000	165000	0	0	83000	0	3300.0
I	086200645	ORC	LA	2	7700	6160	0	0	1540	0	3080.0
I	086200646	ORC	LA	9	68120	54000	0	0	14120	0	6000.0
I	086200647	ORC	LA	20	45000	14400	0	0	30600	0	720.0
I	086200648	ORC	LA	7	30000	24000	0	0	6000	0	3428.6
I	086200649	ORC	LA	20	81250	65000	0	0	16250	0	3250.0
I	086200650	ORC	LA	8	28125	22500	0	0	5625	0	2812.5
I	086200651	ORC	LA	9	40000	32000	0	0	8000	0	3555.6
I	086200652	ORC	LA	10	231000	20000	0	206000	5000	0	2000.0
I	086200741	INTBIA	NM	12	19000	12500	6500	0	0	0	1041.7
I	086200743	INTBIA	NM	60	61450	40000	7300	0	11250	2900	666.7

APPROVED EDA TITLE X PROJECTS FOR ROUNDS I AND II
SORTED BY EDA PROJECT ID WITHIN ROUND

RND	EDA PROJECT IDENT	AGENCY	ST ABBR	EST NUMB EMPL	REQUESTED TOTAL FUNDS	REQUESTED TITLE X FUNDS	REQUESTED OTHER FED FUNDS	REQUESTE STATE FUNDS	REQUESTE LOCAL FUNDS	REQUESTE PRIVATE FUNDS	TITLE X COST PER EMPLOYEE
I	086200815	HUD	TX	8	66000	66000	0	0	0	0	8250.0
I	086200952	INTBIA	NM	4	3575	3575	0	0	0	0	893.7
I	086200953	INTBIA	NM	14	24832	24832	0	0	0	0	1773.7
I	086200956	INTBIA	NM	13	47920	47920	0	0	0	0	3686.2
I	086201033	ARBA	TX	125	367699	100000	0	0	267699	0	800.0
I	086201146	AGSCS	TX	100	125000	110000	0	0	15000	0	1100.0
I	086201148	AGSCS	TX	25	40000	37500	0	0	2500	0	1500.0
I	086201149	AGSCS	TX	4	2000	1600	0	0	400	0	400.0
I	086201160	AGSCS	AR	30	40000	40000	0	0	0	0	1333.3
I	086201161	AGSCS	AR	25	28000	28000	0	0	0	0	1120.0
I	086201162	AGSCS	AR	25	28000	28000	0	0	0	0	1120.0
I	086201163	AGSCS	AR	3	8500	8500	0	0	0	0	2833.3
I	086201174	AGSCS	LA	10	82400	82400	0	0	0	0	8240.0
I	086201175	AGSCS	LA	6	10000	10000	0	0	0	0	1666.7
I	096201213	HEWRSA	99	1250	1250000	150000	100000	0	0	1000000	120.0
******	SUBTOTALS FOR - RND = I			27929	173870710	123849980	17766111	6823148	20239309	5191973	*****

APPROVED EDA TITLE X PROJECTS FOR ROUNDS I AND II
SORTED BY EDA PROJECT ID WITHIN ROUND

RND	EDA PROJECT IDENT	AGENCY	ST ABBR	EST NUMB EMPL	REQUESTED TOTAL FUNDS	REQUESTED TITLE X FUNDS	REQUESTED OTHER FED FUNDS	REQUESTE STATE FUNDS	REQUESTE LOCAL FUNDS	REQUESTE PRIVATE FUNDS	TITLE X COST PER EMPLOYEE
II	013102006	COMEDA	NJ	30	420000	320000	0	0	100000	0	10666.7
II	013102008	COMEDA	NJ	125	934000	500000	0	0	434000	0	4000.0
II	013102009	COMEDA	NJ	60	625000	500000	0	0	0	125000	8333.3
II	013102015	COMEDA	PA	62	625000	500000	0	0	125000	0	8064.5
II	013102018	COMEDA	PA	31	308000	246400	0	0	0	61600	7948.4
II	013102024	COMEDA	PA	120	1450000	500000	0	0	950000	0	4166.7
II	013102027	COMEDA	PA	25	195000	156000	0	0	39000	0	6240.0
II	013102029	COMEDA	NH	20	500000	325000	0	0	175000	0	16250.0
II	013102031	COMEDA	CT	45	500000	255000	145000	0	75000	25000	5666.7
II	013102035	COMEDA	RI	100	729778	589778	0	0	140000	0	5897.8
II	013102036	COMEDA	RI	28	425000	340000	0	0	85000	0	12142.9
II	013102040	COMEDA	MD	62	900000	500000	0	0	400000	0	8064.5
II	013102048	COMEDA	NY	53	550000	440000	0	0	110000	0	8301.9
II	013102060	COMEDA	VA	25	155000	124000	0	0	31000	0	4960.0
II	013102063	COMEDA	VA	30	360000	288000	0	0	72000	0	9600.0
II	013102065	COMEDA	WV	60	140000	112000	0	0	28000	0	1866.7
II	013102066	COMEDA	WV	50	300000	240000	0	0	60000	0	4800.0
II	013102067	COMEDA	WV	50	226750	181400	0	0	45350	0	3628.0
II	013102069	COMEDA	WV	29	204500	163600	0	0	40900	0	5641.4
II	013102070	COMEDA	ME	35	250000	200000	0	0	50000	0	5714.3
II	013102073	COMEDA	PR	25	320000	256000	0	64000	0	0	10240.0
II	013102079	COMEDA	VT	50	648000	200000	100000	0	348000	0	4000.0
II	013102080	COMEDA	MA	21	123228	98583	0	0	24645	0	4694.4
II	013102081	COMEDA	MA	45	500000	400000	0	0	100000	0	8888.9
II	013102082	COMEDA	MA	55	350000	280000	70000	0	0	0	5090.9
II	013102083	COMEDA	MA	56	481395	385116	0	0	96279	0	6877.1
II	013102084	COMEDA	MA	25	150000	125000	0	0	25000	0	5000.0
II	013102085	COMEDA	MA	72	6300230	5100230	0	0	120000	0	70836.5
II	013102086	COMEDA	MA	24	200000	160000	0	40000	0	0	6666.7
II	013102093	COMEDA	PA	29	337693	300000	0	0	37693	0	10344.8
II	013102099	COMEDA	RI	20	300000	240000	0	0	60000	0	12000.0
II	013102100	COMEDA	RI	24	180000	144000	0	0	36000	0	6000.0
II	01615002529	VA	DE	5	25000	24000	1000	0	0	0	4800.0
II	01615004129	VA	MD	50	550000	550000	0	0	0	0	11000.0
II	01615006029	VA	CT	6	105000	97000	8000	0	0	0	16166.7
II	01615009929	VA	PR	10	83200	83200	0	0	0	0	8320.0
II	01615015129	VA	MA	3	28033	28033	0	0	0	0	9344.3
II	01615048394	DODAR	MA	16	131000	81000	0	50000	0	0	5062.5
II	01615049394	DODAR	MA	30	205500	175500	30000	0	0	0	5850.0
II	01615049594	DODAR	MA	20	278000	139000	139000	0	0	0	6950.0
II	01615055504	CPRC	VA	27	110000	110000	0	0	0	0	4074.1
II	01615055704	CPRC	VA	38	388640	308640	0	80000	0	0	8122.1
II	01615056204	CPRC	VA	22	80595	80595	0	0	0	0	3663.4
II	01615057204	CPRC	VA	22	87560	87560	0	0	0	0	3980.0
II	01615058304	CPRC	VA	22	49760	49760	0	0	0	0	2261.8
II	01615058604	CPRC	VA	22	77600	77600	0	0	0	0	3527.3
II	01615059004	CPRC	VA	42	300000	300000	0	0	0	0	7142.9
II	01615081851	INTBOR	NJ	60	840000	720000	0	120000	0	0	12000.0
II	01615082251	INTBOR	PA	60	600000	225000	75000	0	300000	0	3750.0

APPROVED EDA TITLE X PROJECTS FOR ROUNDS I AND II
SORTED BY EDA PROJECT ID WITHIN ROUND

RND	EDA PROJECT IDENT	AGENCY	ST ABBR	EST NUMB EMPL	REQUESTED TOTAL FUNDS	REQUESTED TITLE X FUNDS	REQUESTED OTHER FED FUNDS	REQUESTE STATE FUNDS	REQUESTE LOCAL FUNDS	REQUESTE PRIVATE FUNDS	TITLE X COST PER EMPLOYEE
II	01615082451	INTBOR	RI	60	219256	65777	109628	0	43851	0	1096.3
II	01615082551	INTBOR	RI	50	1000000	300000	500000	0	200000	0	6000.0
II	01615082651	INTBOR	RI	35	375000	225000	75000	0	75000	0	6428.6
II	01615082751	INTBOR	RI	34	185600	55680	92800	0	37120	0	1637.6
II	01615082851	INTBOR	RI	15	255000	76500	127500	0	51000	0	5100.0
II	01615082951	INTBOR	RI	18	96800	29040	48400	0	19360	0	1613.3
II	01615083051	INTBOR	RI	19	110000	33000	55000	0	22000	0	1736.8
II	01615083251	INTBOR	VA	10	60000	33600	6000	6000	14400	0	3360.0
II	01615084251	INTBOR	VA	25	216000	151200	21600	21600	21600	0	6048.0
II	01615084551	INTBOR	VA	20	36120	28896	7224	0	0	0	1444.8
II	01615086351	INTBOR	CT	10	105000	105000	0	0	0	0	10500.0
II	01615086651	INTBOR	CT	25	150000	75000	0	0	75000	0	3000.0
II	01615086851	INTBOR	CT	80	750000	600000	0	0	150000	0	7500.0
II	01615088051	INTBOR	MD	21	201000	120600	40200	40200	0	0	5742.9
II	01615093151	INTBOR	PR	100	500000	400000	0	100000	0	0	4000.0
II	01615097258	INTNPS	DC	55	400000	400000	0	0	0	0	7272.7
II	01615098358	INTNPS	VA	6	25000	25000	0	0	0	0	4166.7
II	01615098458	INTNPS	PA	9	73000	73000	0	0	0	0	8111.1
II	01615102158	INTNPS	PA	35	275000	137500	0	0	0	137500	3928.6
II	01615103358	INTNPS	RI	6	80400	40200	0	0	40200	0	6700.0
II	01615103658	INTNPS	MD	4	52000	26000	0	0	26000	0	6500.0
II	01615103758	INTNPS	MD	1	8000	4000	0	0	0	4000	4000.0
II	01615103858	INTNPS	MD	3	15000	7500	0	0	7500	0	2500.0
II	01615104158	INTNPS	MD	2	3000	1500	0	0	1500	0	750.0
II	01615104258	INTNPS	MD	2	6000	3000	0	0	3000	0	1500.0
II	01615105158	INTNPS	NY	25	350000	175000	0	0	0	175000	7000.0
II	01615106458	INTNPS	RI	3	41760	20880	0	0	20880	0	6960.0
II	01615107658	INTNPS	MD	2	10000	5000	0	0	5000	0	2500.0
II	01615107858	INTNPS	MD	2	6000	3000	0	0	3000	0	1500.0
II	01615107958	INTNPS	MD	2	12000	6000	0	0	6000	0	3000.0
II	01615109258	INTNPS	MD	2	8000	4000	3000	0	1000	0	2000.0
II	01615109558	INTNPS	RI	2	20120	9785	0	8360	0	1975	4892.5
II	01615162603	NERC	MA	70	513540	257540	0	256000	0	0	3679.1
II	01615162803	NERC	MA	180	750000	750000	0	0	0	0	4166.7
II	01615163103	NERC	MA	95	525502	446425	0	79077	0	0	4699.2
II	01615164203	NERC	RI	40	536170	428936	0	0	107234	0	10723.4
II	01615164803	NERC	CT	4	11000	11000	0	0	0	0	2750.0
II	01615166003	NERC	MA	30	262200	227200	0	0	30000	5000	7573.3
II	01615166503	NERC	RI	98	1115700	1039700	0	76000	0	0	10609.2
II	01615166703	NERC	RI	20	175200	160200	0	15000	0	0	8010.0
II	01615166803	NERC	RI	32	303400	303400	0	0	0	0	9481.2
II	01615213375	TVA	VA	20	75000	60000	0	0	15000	0	3000.0
II	01615215475	TVA	VA	36	250000	187500	0	0	62500	0	5208.3
II	01615230540	HUD	PR	241	2169000	2169000	0	0	0	0	9000.0
II	01615230740	HUD	MA	5	45000	45000	0	0	0	0	9000.0
II	01615231440	HUD	MA	7	63000	63000	0	0	0	0	9000.0
II	01615231940	HUD	MA	10	90000	90000	0	0	0	0	9000.0
II	01615232640	HUD	MA	14	126000	126000	0	0	0	0	9000.0
II	01615260121	EPA	NY	20	240000	240000	0	0	0	0	12000.0

APPROVED EDA TITLE X PROJECTS FOR ROUNDS I AND II
SORTED BY EDA PROJECT ID WITHIN ROUND

RND	EDA PROJECT IDENT	AGENCY	ST ABBR	EST NUMB EMPL	REQUESTED TOTAL FUNDS	REQUESTED TITLE X FUNDS	REQUESTED OTHER FED FUNDS	REQUESTE STATE FUNDS	REQUESTE LOCAL FUNDS	REQUESTE PRIVATE FUNDS	TITLE X COST PER EMPLOYEE
II	01615262221	EPA	NJ	11	106720	106720	0	0	0	0	9701.8
II	01615262621	EPA	NJ	28	338553	338553	0	0	0	0	12091.2
II	01615263621	EPA	NY	18	135000	135000	0	0	0	0	7500.0
II	01615266321	EPA	NY	14	168750	168750	0	0	0	0	12053.6
II	01615266721	EPA	NY	1	15000	15000	0	0	0	0	15000.0
II	01615266806	ARC	PA	132	1600000	500000	0	0	1100000	0	3787.9
II	01615316630	HEW	PR	100	462000	462000	0	0	0	0	4620.0
II	01615318530	HEW	NJ	15	226484	30000	130447	2250	63787	0	2000.0
II	01615318630	HEW	NJ	14	221102	30000	144342	0	46760	0	2142.9
II	01615318730	HEW	PR	35	525887	30000	367941	127946	0	0	857.1
II	01615318830	HEW	NJ	32	275870	53755	105795	54589	61731	0	1679.8
II	01615319030	HEW	NJ	25	238814	48430	90681	46791	52912	0	1937.2
II	01615319530	HEW	NY	19	202772	32000	108641	31066	31065	0	1684.2
II	01615319830	HEW	NY	18	165200	34500	84516	23092	23092	0	1916.7
II	01615319930	HEW	NY	30	285239	52200	93905	69567	69567	0	1740.0
II	01615320130	HEW	NY	20	202956	64642	26000	14000	98314	0	3232.1
II	01615320230	HEW	VI	22	170000	27272	63728	79000	0	0	1239.6
II	01615320330	HEW	VI	18	127000	44000	22000	61000	0	0	2444.4
II	01615320430	HEW	NJ	25	216177	46430	69170	47201	53376	0	1857.2
II	01615320730	HEW	NY	20	141821	37138	21682	11000	72001	0	1856.9
II	01615320830	HEW	NY	700	5788968	664643	1954900	163036	3006389	0	949.5
II	01615321930	HEW	NJ	24	376000	308000	0	68000	0	0	12833.3
II	01615322430	HEW	PR	140	926256	376575	0	0	549681	0	2689.8
II	01615322530	HEW	NJ	7	52000	43000	0	9000	0	0	6142.9
II	01615322630	HEW	NJ	28	458400	382000	0	76400	0	0	13642.9
II	01615322730	HEW	NJ	47	750000	650000	0	100000	0	0	13829.8
II	01615323630	HEW	PR	102	607178	607178	0	0	0	0	5952.7
II	01615327630	HEW	PR	350	3500000	3500000	0	0	0	0	10000.0
II	01615327730	HEW	PR	100	156000	156000	0	0	0	0	1560.0
II	01615328130	HEW	PR	74	715207	715207	0	0	0	0	9665.0
II	01615328230	HEW	PR	350	692886	692886	0	0	0	0	1979.7
II	01615328330	HEW	PR	100	456500	456500	0	0	0	0	4565.0
II	01615328430	HEW	NY	91	1302438	1302438	0	0	0	0	14312.5
II	01615328730	HEW	NJ	8	93800	73800	0	2000	18000	0	9225.0
II	01615329130	HEW	NJ	9	97760	77760	0	2000	18000	0	8640.0
II	01615330530	HEW	NJ	6	59821	39143	10921	0	9757	0	6523.8
II	01615334230	HEW	NJ	30	308000	246400	0	61600	0	0	8213.3
II	01615335230	HEW	NJ	75	500000	400000	0	100000	0	0	5333.3
II	01615335730	HEW	PR	59	433146	433146	0	0	0	0	7341.5
II	01615335830	HEW	PR	109	768520	57632	610888	100000	0	0	528.7
II	01615335930	HEW	NJ	300	1970000	1000000	970000	0	0	0	3333.3
II	01615336030	HEW	NJ	400	2670000	1500000	1170000	0	0	0	3750.0
II	01615336130	HEW	NJ	400	2772188	1500000	1272188	0	0	0	3750.0
II	01615336230	HEW	NJ	300	2670685	1000000	1670685	0	0	0	3333.3
II	01615336530	HEW	NJ	475	5115400	1000000	4115400	0	0	0	2105.3
II	01615336630	HEW	NJ	400	2300000	2000000	300000	0	0	0	5000.0
II	01615336730	HEW	NY	450	3825000	2500000	1325000	0	0	0	5555.6
II	01615336830	HEW	NY	400	3500000	2500000	1000000	0	0	0	6250.0
II	01615336930	HEW	NY	400	3441415	2500000	941415	0	0	0	6250.0

APPROVED EDA TITLE X PROJECTS FOR ROUNDS I AND II
SORTED BY EDA PROJECT ID WITHIN ROUND

RND	EDA PROJECT IDENT	AGENCY	ST ABBR	EST NUMB EMPL	REQUESTED TOTAL FUNDS	REQUESTED TITLE X FUNDS	REQUESTED OTHER FED FUNDS	REQUESTE STATE FUNDS	REQUESTE LOCAL FUNDS	REQUESTE PRIVATE FUNDS	TITLE X COST PER EMPLOYEE
II	01615337030	HEW	NY	300	2500000	2500000	0	0	0	0	8333.3
II	01615337130	HEW	NY	225	2043000	1500000	543000	0	0	0	6666.7
II	01615337230	HEW	NY	180	1500000	750000	750000	0	0	0	4166.7
II	01615337430	HEW	PR	300	1994492	1000000	994492	0	0	0	3333.3
II	01615337530	HEW	NJ	72	648451	119545	280000	0	248906	0	1660.3
II	01615337730	HEW	NY	340	2937044	243600	843444	925000	925000	0	716.5
II	01615337830	HEW	NY	45	555270	189780	329550	17970	17970	0	4217.3
II	01615337930	HEW	PR	23	167901	111640	0	56261	0	0	4853.9
II	01615338130	HEW	PR	24	168577	126869	0	41708	0	0	5286.2
II	01615338233	HEWPHS	NY	363	8157190	200000	3957190	4000000	0	0	551.0
II	01615338333	HEWPHS	NJ	20	460000	50000	200000	200000	10000	0	2500.0
II	01615338433	HEWPHS	NY	113	2561063	150000	1711063	700000	0	0	1327.4
II	01615338533	HEWPHS	NY	138	3100000	100000	1700000	1300000	0	0	724.6
II	01615338633	HEWPHS	NY	67	1500000	50000	1350000	100000	0	0	746.3
II	01615338833	HEWPHS	NY	129	2893311	100000	1981311	800000	12000	0	775.2
II	01615338933	HEWPHS	PR	87	1325000	250000	900000	100000	75000	0	2873.6
II	01615339033	HEWPHS	NY	147	3306123	100000	1806123	1400000	0	0	680.3
II	01615339133	HEWPHS	PR	86	1350000	150000	1000000	100000	100000	0	1744.2
II	01615339430	HEW	NY	39	870000	50000	120000	200000	500000	0	1282.1
II	01615339630	HEW	NY	425	8500000	300000	4200000	4000000	0	0	705.9
II	01615339830	HEW	NY	21	406000	200000	156000	50000	0	0	9523.8
II	01615339930	HEW	NJ	33	750000	50000	450000	250000	0	0	1515.2
II	01615340130	HEW	NY	234	5551082	200000	1901082	1200000	2250000	0	854.7
II	01615340630	HEW	PR	48	670530	100000	370530	125000	75000	0	2083.3
II	01615354030	HEW	NY	1000	6200000	6200000	0	0	0	0	6200.0
II	01615374330	HEW	MA	50	886972	522200	0	280168	84604	0	10444.0
II	01615374432	HEWOE	CT	97	825664	640515	0	0	0	185149	6603.2
II	01615374830	HEW	MA	30	326300	241000	80000	0	5300	0	8033.3
II	01615375030	HEW	RI	1021	10324000	6324000	1500000	1000000	1500000	0	6193.9
II	01615375130	HEW	CT	236	2205300	1760300	205000	25000	195000	20000	7458.9
II	01615375230	HEW	NH	55	455420	359496	32000	0	0	63924	6536.3
II	01615375330	HEW	99	80	692000	692000	0	0	0	0	8650.0
II	01615377630	HEW	MA	26	381719	97509	159320	124890	0	0	3750.3
II	01615378830	HEW	MA	32	357000	357000	0	0	0	0	11156.2
II	01615378930	HEW	MA	74	839000	584000	25000	94000	68000	68000	7891.9
II	01615397932	HEWOE	NJ	20	26420	22420	4000	0	0	0	1121.0
II	01615436830	HEW	MD	20	194304	184304	0	0	10000	0	9215.2
II	01615438930	HEW	MA	10	100000	98000	0	0	0	2000	9800.0
II	01615462330	HEW	PA	7	50080	20491	23695	0	0	5894	2927.3
II	01615464130	HEW	VI	10	100000	100000	0	0	0	0	10000.0
II	01615464530	HEW	MA	50	334000	100000	0	120000	8000	106000	2000.0
II	01615467230	HEW	PA	7	50080	20491	23695	0	0	5894	2927.3
II	01615467730	HEW	PA	7	50080	20491	23695	0	0	5894	2927.3
II	01615473030	HEW	RI	100	332000	332000	0	0	0	0	3320.0
II	01615480330	HEW	PA	7	50080	20491	23695	0	0	5894	2927.3
II	01615484030	HEW	NY	100	332000	332000	0	0	0	0	3320.0
II	01615495130	HEW	NY	100	332000	332000	0	0	0	0	3320.0
II	01615502732	HEWOE	NY	26	400000	300000	100000	0	0	0	11538.5
II	01615506030	HEW	ME	9	91000	85000	0	0	0	6000	9444.4

APPROVED EDA TITLE X PROJECTS FOR ROUNDS I AND II
SORTED BY EDA PROJECT ID WITHIN ROUND

RND	EDA PROJECT IDENT	AGENCY	ST ABBR	EST NUMB EMPL	REQUESTED TOTAL FUNDS	REQUESTED TITLE X FUNDS	REQUESTED OTHER FED FUNDS	REQUESTE STATE FUNDS	REQUESTE LOCAL FUNDS	REQUESTE PRIVATE FUNDS	TITLE X COST PER EMPLOYEE
II	01615509930	HEW	ME	31	313008	283992	0	29016	0	0	9161.0
II	01615510030	HEW	ME	14	163200	120356	0	42844	0	0	8596.9
II	01615510330	HEW	ME	56	622632	514772	0	100860	7000	0	9192.4
II	01615513413	AGSCS	PA	40	123000	120000	0	1000	1000	1000	3000.0
II	01615513513	AGSCS	PA	40	123000	120000	0	1000	1000	1000	3000.0
II	01615513713	AGSCS	NJ	1	10000	10000	0	0	0	0	10000.0
II	01615513913	AGSCS	NJ	1	10000	10000	0	0	0	0	10000.0
II	01615514113	AGSCS	NJ	1	10000	10000	0	0	0	0	10000.0
II	01615514213	AGSCS	NJ	3	20000	20000	0	0	0	0	6666.7
II	01615514313	AGSCS	NJ	3	24000	24000	0	0	0	0	8000.0
II	01615514413	AGSCS	NJ	2	20000	20000	0	0	0	0	10000.0
II	01615514513	AGSCS	NJ	1	11000	11000	0	0	0	0	11000.0
II	01615514613	AGSCS	NJ	1	10000	10000	0	0	0	0	10000.0
II	01615514713	AGSCS	NJ	1	10000	10000	0	0	0	0	10000.0
II	01615522813	AGSCS	MD	50	309000	302000	0	0	7000	0	6040.0
II	01615522913	AGSCS	MD	55	337600	330600	0	0	7000	0	6010.9
II	01615523013	AGSCS	MD	45	279800	273300	0	0	6500	0	6073.3
II	01615523113	AGSCS	MD	45	279800	273300	0	0	6500	0	6073.3
II	01615530613	AGSCS	WV	10	19100	19100	0	0	0	0	1910.0
II	01615550013	AGSCS	NY	20	240000	240000	0	0	0	0	12000.0
II	01615550113	AGSCS	NY	15	180000	180000	0	0	0	0	12000.0
II	01615550213	AGSCS	NY	15	180000	180000	0	0	0	0	12000.0
II	01615550313	AGSCS	NY	5	60000	60000	0	0	0	0	12000.0
II	01615550413	AGSCS	NY	15	180000	180000	0	0	0	0	12000.0
II	01615550513	AGSCS	NY	20	240000	240000	0	0	0	0	12000.0
II	01615550613	AGSCS	NY	20	240000	240000	0	0	0	0	12000.0
II	01615550713	AGSCS	NY	15	180000	180000	0	0	0	0	12000.0
II	01615551213	AGSCS	NY	10	120000	120000	0	0	0	0	12000.0
II	01615552613	AGSCS	NY	20	240000	240000	0	0	0	0	12000.0
II	01615575214	AGFS	PR	20	178000	175000	0	3000	0	0	8750.0
II	01615575614	AGFS	PR	20	178000	175000	0	3000	0	0	8750.0
II	01615576314	AGFS	PR	20	178000	175000	0	3000	0	0	8750.0
II	01615576614	AGFS	PR	20	178000	175000	0	3000	0	0	8750.0
II	01615576714	AGFS	PR	20	178000	175000	0	3000	0	0	8750.0
II	01615576814	AGFS	PR	20	178000	175000	0	3000	0	0	8750.0
II	01615576914	AGFS	PR	20	178000	175000	0	3000	0	0	8750.0
II	01615577414	AGFS	PR	20	178000	175000	0	3000	0	0	8750.0
II	01615577514	AGFS	PR	20	178000	175000	0	3000	0	0	8750.0
II	01615577614	AGFS	PR	20	178000	175000	0	3000	0	0	8750.0
II	01615577714	AGFS	VA	49	510000	500000	10000	0	0	0	10204.1
II	01615577614	AGFS	PR	20	178000	175000	0	3000	0	0	8750.0
II	01615577914	AGFS	PR	20	178000	175000	0	3000	0	0	8750.0
II	01615578314	AGFS	PR	20	178000	175000	0	3000	0	0	8750.0
II	01615578414	AGFS	PR	20	178000	175000	0	3000	0	0	8750.0
II	01615578614	AGFS	PR	20	178000	175000	0	3000	0	0	8750.0
II	01615584714	AGFS	PA	52	510000	500000	0	10000	0	0	9615.4
II	01615584814	AGFS	PA	52	510000	500000	0	10000	0	0	9615.4
II	01615588514	AGFS	CT	27	206200	206200	0	0	0	0	7637.0
II	01615591814	AGFS	DE	16	163126	163126	0	0	0	0	10195.4

69-393 O - 76 - 25

APPROVED EDA TITLE X PROJECTS FOR ROUNDS I AND II
SORTED BY EDA PROJECT ID WITHIN ROUND

RND	EDA PROJECT IDENT	AGENCY	ST ABBR	EST NUMB EMPL	REQUESTED TOTAL FUNDS	REQUESTED TITLE X FUNDS	REQUESTED OTHER FED FUNDS	REQUESTE STATE FUNDS	REQUESTE LOCAL FUNDS	REQUESTE PRIVATE FUNDS	TITLE X COST PER EMPLOYEE
II	01615591914	AGFS	PA	52	510000	500000	0	10000	0	0	9615.4
II	01615596414	AGFS	PA	52	510000	500000	0	10000	0	0	9615.4
II	01615603414	AGFS	ME	38	184059	140859	43200	0	0	0	3706.8
II	01615621714	AGFS	PA	52	510000	500000	0	10000	0	0	9615.4
II	01615623814	AGFS	PA	52	510000	500000	0	10000	0	0	9615.4
II	01615626314	AGFS	RI	20	160000	160000	0	0	0	0	8000.0
II	01615627114	AGFS	PA	52	510000	500000	0	10000	0	0	9615.4
II	01615651074	ARBA	PR	7	24000	12000	0	0	12000	0	1714.3
II	01615656874	ARBA	MD	7	60000	30000	0	600	25000	4400	4285.7
II	01615657574	ARBA	MD	9	43780	25780	1000	2000	15000	0	2864.4
II	01615657974	ARBA	MD	10	45000	20000	0	24000	0	1000	2000.0
II	01615658074	ARBA	MD	5	8000	4000	0	500	2500	1000	800.0
II	01615658674	ARBA	MA	22	233460	175095	0	0	0	58365	7958.9
II	01615658874	ARBA	MA	112	430000	100000	0	160000	150000	20000	892.9
II	01615658974	ARBA	MA	16	95000	80000	0	7500	7500	0	5000.0
II	01615670574	ARBA	CT	2	12650	12650	0	0	0	0	6325.0
II	01615671474	ARBA	DE	22	171660	38710	121950	11000	0	0	1759.5
II	01615673474	ARBA	CT	20	6000	3500	0	0	1000	1500	175.0
II	01615683774	ARBA	NY	3	4000	2000	0	0	2000	0	666.7
II	01615683874	ARBA	NY	10	80000	10000	70000	0	0	0	1000.0
II	01615684374	ARBA	NY	3	6000	4000	0	0	1500	500	1333.3
II	01615684674	ARBA	NY	50	500000	300000	200000	0	0	0	6000.0
II	01615687174	ARBA	PA	75	1023448	204690	0	682000	68379	68379	2729.2
II	01615687474	ARBA	PA	65	1150000	315000	321000	0	240000	274000	4846.2
II	01615687774	ARBA	PA	7	49250	40250	0	0	0	9000	5750.0
II	01615688574	ARBA	PA	38	451450	451450	0	0	0	0	11880.3
II	01615689574	ARBA	PR	12	30000	18000	0	0	12000	0	1500.0
II	01615689674	ARBA	PR	10	40000	19200	0	10000	10800	0	1920.0
II	01615690474	ARBA	NJ	250	3000000	2400000	0	600000	0	0	9600.0
II	01615690574	ARBA	PR	12	69200	19200	15000	5000	30000	0	1600.0
II	01615690674	ARBA	PR	7	24000	12000	0	0	12000	0	1714.3
II	01615691074	ARBA	PR	8	81000	15800	19100	0	46100	0	1975.0
II	01615693874	ARBA	VT	284	3200000	1200000	400000	0	0	1600000	4225.4
II	01615696891	CSA	MA	50	500000	500000	0	0	0	0	10000.0
II	01615696991	CSA	CT	200	1566649	983450	41870	543329	0	0	4917.2
II	01615697191	CSA	MA	14	133500	112000	21500	0	0	0	8000.0
II	01615697291	CSA	RI	3	17927	17927	0	0	0	0	5975.7
II	01615697891	CSA	MA	30	232725	162725	70000	0	0	0	5424.2
II	01615698091	CSA	MA	57	448500	448500	0	0	0	0	7868.4
II	01615698391	CSA	99	91	787150	692000	95150	0	0	0	7604.4
II	01615698491	CSA	MA	25	293698	272580	10389	0	2100	8629	10903.2
II	01615698591	CSA	RI	14	116107	98077	18030	0	0	0	7005.5
II	01615698891	CSA	MA	6	69800	67800	2000	0	0	0	11300.0
II	01615698991	CSA	MA	6	72641	70000	2641	0	0	0	11666.7
II	01615699191	CSA	MA	40	477689	320000	0	127485	10204	20000	8000.0
II	01615699591	CSA	VT	35	252000	252000	0	0	0	0	7200.0
II	01615699791	CSA	RI	24	226000	96000	80000	30000	20000	0	4000.0
II	01615700091	CSA	MA	5	50414	40414	10000	0	0	0	8082.8
II	01615700591	CSA	MA	14	167925	122475	0	0	45450	0	8748.2

APPROVED EDA TITLE X PROJECTS FOR ROUNDS I AND II
SORTED BY EDA PROJECT ID WITHIN ROUND

RND	EDA PROJECT IDENT	AGENCY	ST ABBR	EST NUMB EMPL	REQUESTED TOTAL FUNDS	REQUESTED TITLE X FUNDS	REQUESTED OTHER FED FUNDS	REQUESTE STATE FUNDS	REQUESTE LOCAL FUNDS	REQUESTE PRIVATE FUNDS	TITLE X COST PER EMPLOYEE
II	01615701091	CSA	MA	16	156774	156774	0	0	0	0	9798.4
II	01615701691	CSA	MA	8	73664	73664	0	0	0	0	9208.0
II	01615701991	CSA	CT	22	259250	89700	149000	17250	3300	0	4077.3
II	01615702491	CSA	MA	8	91100	68400	22700	0	0	0	8550.0
II	01615704091	CSA	NJ	6	30559	7267	0	4520	8772	0	1211.2
II	01615705191	CSA	NY	12	97919	97919	0	0	0	0	8159.9
II	01615705391	CSA	NY	10	92275	92275	0	0	0	0	9227.5
II	01615705691	CSA	NY	18	150000	140000	0	0	0	10000	7777.8
II	01615705891	CSA	NY	11	105608	105608	0	0	0	0	9600.7
II	01615706091	CSA	NY	350	3000000	3000000	0	0	0	0	8571.4
II	01615706191	CSA	NY	16	119160	76160	40000	0	0	3000	4760.0
II	01615706691	CSA	NY	28	248400	248400	0	0	0	0	8871.4
II	01615706891	CSA	PR	42	243476	214476	10000	0	19000	0	5106.6
II	01615707091	CSA	PR	50	304724	252267	0	0	0	52457	5045.3
II	01615707191	CSA	PR	34	120199	120199	0	0	0	0	3535.3
II	01615707391	CSA	DC	54	439677	181356	0	258321	0	0	3358.4
II	01615707491	CSA	DC	915	4750649	287881	4462768	0	0	0	314.6
II	01615707691	CSA	DC	12	133061	30098	102963	0	0	0	2508.2
II	01615707791	CSA	DC	10	81531	81531	0	0	0	0	8153.1
II	01615708391	CSA	MD	44	282404	199404	68000	15000	0	0	4531.9
II	01615708591	CSA	MD	250	1848510	1607400	224288	4822	12000	0	6429.6
II	01615709091	CSA	MD	2	14108	10000	4108	0	0	0	5000.0
II	01615709191	CSA	MD	11	55952	55952	0	0	0	0	5086.5
II	01615709291	CSA	MD	8	42929	39341	0	0	3588	0	4917.6
II	01615709691	CSA	DC	7	51315	51315	0	0	0	0	7330.7
II	01615709991	CSA	PA	8	12861	12861	0	0	0	0	1607.6
II	01615710291	CSA	PA	16	139020	139020	0	0	0	0	8688.7
II	01615710491	CSA	PA	32	448607	448607	0	0	0	0	14019.0
II	01615711291	CSA	PA	182	1623603	325965	890434	0	407204	0	1791.0
II	01615711391	CSA	PA	125	840102	624837	23265	96895	95105	0	4998.7
II	01615711591	CSA	PA	73	815542	500000	263960	39082	2500	10000	6849.3
II	01615711791	CSA	PA	48	357694	357694	0	0	0	0	7452.0
II	01615711991	CSA	PA	9	52174	44350	7824	0	0	0	4927.8
II	01615712291	CSA	PA	7	58552	32318	26234	0	0	0	4616.9
II	01615712491	CSA	PA	9	84271	27590	56681	0	0	0	3065.6
II	01615712591	CSA	PA	8	67067	32318	34749	0	0	0	4039.7
II	01615713791	CSA	PA	15	149750	79750	0	0	0	70000	5316.7
II	01615714091	CSA	PA	28	179458	15912	122660	30000	10886	0	568.3
II	01615714191	CSA	PA	15	194523	60160	42363	87000	5000	0	4010.7
II	01615714291	CSA	PA	20	201064	29520	143544	25000	0	3000	1476.0
II	01615714691	CSA	VA	100	550000	550000	0	0	0	0	5500.0
II	01615716591	CSA	WV	6	39472	39472	0	0	0	0	6578.7
II	01615767961	DOLMA	PA	100	750000	750000	0	0	0	0	7500.0
II	01615768361	DOLMA	MA	12	121100	96880	0	0	24220	0	8073.3
II	01615769061	DOLMA	MA	95	778180	490000	258180	0	30000	0	5157.9
II	01615769161	DOLMA	RI	533	3968838	250300	3718538	0	0	0	469.6
II	01615771761	DOLMA	PR	60	350000	350000	0	0	0	0	5833.3
II	01615775961	DOLMA	PR	51	300307	300307	0	0	0	0	5888.4
II	01615777461	DOLMA	PA	58	459996	229996	230000	0	0	0	3965.4

APPROVED EDA TITLE X PROJECTS FOR ROUNDS I AND II
SORTED BY EDA PROJECT ID WITHIN ROUND

RND	EDA PROJECT IDENT	AGENCY	ST ABBR	EST NUMB EMPL	REQUESTED TOTAL FUNDS	REQUESTED TITLE X FUNDS	REQUESTED OTHER FED FUNDS	REQUESTE STATE FUNDS	REQUESTE LOCAL FUNDS	REQUESTE PRIVATE FUNDS	TITLE X COST PER EMPLOYEE
II	01615779961	DOLMA	CT	13	155000	155000	0	0	0	0	11923.1
II	01615784461	DOLMA	PA	751	1860610	1860610	0	0	0	0	2477.5
II	01615784561	DOLMA	NJ	198	666468	666468	0	0	0	0	3366.0
II	01615785061	DOLMA	NJ	20	200000	200000	0	0	0	0	10000.0
II	01615786061	DOLMA	NJ	83	1032320	1032320	0	0	0	0	12437.6
II	01615786161	DOLMA	NJ	23	211964	211964	0	0	0	0	9215.8
II	01615788261	DOLMA	MA	156	683425	627000	56425	0	0	0	4019.2
II	01615791161	DOLMA	MA	55	488759	381007	0	0	107752	0	6927.4
II	01615805461	DOLMA	NJ	100	918825	918825	0	0	0	0	9188.2
II	01615805961	DOLMA	NJ	364	461782	461782	0	0	0	0	1268.6
II	01615814261	DOLMA	VA	40	196800	196800	0	0	0	0	4920.0
II	01615818961	DOLMA	ME	19	111978	111978	0	0	0	0	5893.6
II	01615820561	DOLMA	ME	11	146424	110424	0	29000	7000	0	10038.5
II	01615820961	DOLMA	NY	4	26400	11400	15000	0	0	0	2850.0
II	01615823266	JUSLEA	RI	20	250000	250000	0	0	0	0	12500.0
II	01615823666	JUSLEA	CT	64	100000	100000	0	0	0	0	1562.5
II	01615823866	JUSLEA	RI	8	28200	26000	0	0	2200	0	3250.0
II	01615823966	JUSLEA	NJ	10	171000	143000	0	28000	0	0	14300.0
II	01615842266	JUSLEA	NY	25	500000	500000	0	0	0	0	20000.0
II	01615842366	JUSLEA	NY	50	1000000	1000000	0	0	0	0	20000.0
II	01615842466	JUSLEA	NY	50	1000000	1000000	0	0	0	0	20000.0
II	01615842566	JUSLEA	NY	50	1000000	1000000	0	0	0	0	20000.0
II	01615842666	JUSLEA	NY	50	1000000	1000000	0	0	0	0	20000.0
II	01615842766	JUSLEA	NY	50	1000000	1000000	0	0	0	0	20000.0
II	01615843366	JUSLEA	NY	14	296054	296054	0	0	0	0	21146.7
II	01615844766	JUSLEA	NJ	20	375620	300496	0	0	75124	0	15024.8
II	01615856540	HUD	NJ	690	3795000	948750	0	0	0	2846250	1375.0
II	01615856640	HUD	NJ	264	4400000	2400000	0	2000000	0	0	9090.9
II	01615856840	HUD	NJ	885	3964800	991200	0	0	0	2973600	1120.0
II	01615857340	HUD	NJ	620	2678400	669600	0	0	0	2008800	1080.0
II	01615859140	HUD	NJ	10	100000	100000	0	0	0	0	10000.0
II	01615859640	HUD	NY	7	75000	75000	0	0	0	0	10714.3
II	01615862640	HUD	MA	35	336875	259875	77000	0	0	0	7425.0
II	01615867540	HUD	ME	40	400000	350000	50000	0	0	0	8750.0
II	01615875472	NE/A	CT	47	500000	250000	0	0	0	250000	5319.1
II	01615875772	NE/A	RI	42	500000	250000	0	0	0	250000	5952.4
II	01615887940	HUD	VA	48	393000	314400	78600	0	0	0	6550.0
II	01615889840	HUD	MA	75	625000	500000	0	0	125000	0	6666.7
II	01615899240	HUD	NJ	28	150000	120000	0	0	30000	0	4285.7
II	01615901140	HUD	NJ	67	629000	629000	0	0	0	0	9388.1
II	01615903240	HUD	NJ	22	285800	85800	185000	0	15000	0	3900.0
II	01615905540	HUD	NY	7	65000	65000	0	0	0	0	9285.7
II	01615906540	HUD	NY	154	3452034	2871683	580351	0	0	0	18647.3
II	01615907340	HUD	NY	90	1200000	200000	0	0	1000000	0	2222.2
II	01615907440	HUD	NY	53	1050000	50000	0	0	1000000	0	943.4
II	01615907540	HUD	NY	13	250000	50000	0	0	200000	0	3846.2
II	01615909840	HUD	NJ	100	895000	447500	0	447500	0	0	4475.0
II	01615909940	HUD	NJ	50	429000	429000	0	0	0	0	8580.0
II	01615911040	HUD	NJ	4	10000	10000	0	0	0	0	2500.0

APPROVED EDA TITLE X PROJECTS FOR ROUNDS I AND II
SORTED BY EDA PROJECT ID WITHIN ROUND

RND	EDA PROJECT IDENT	AGENCY	ST ABBR	EST NUMB EMPL	REQUESTED TOTAL FUNDS	REQUESTED TITLE X FUNDS	REQUESTED OTHER FED FUNDS	REQUESTE STATE FUNDS	REQUESTE LOCAL FUNDS	REQUESTE PRIVATE FUNDS	TITLE X COST PER EMPLOYEE
II	01615911340	HUD	NJ	7	75000	75000	0	0	0	0	10714.3
II	01615916513	AGSCS	NY	10	120000	120000	0	0	0	0	12000.0
II	01615916613	AGSCS	NY	15	120000	120000	0	0	0	0	8000.0
II	01625280206	ARC	NY	102	1394000	1394000	0	0	0	0	13666.7
II	01625281706	ARC	NY	40	300000	300000	0	0	0	0	7500.0
II	01625285206	ARC	PA	45	511200	383400	86000	30000	11200	600	8520.0
II	01625294506	ARC	PA	110	3600000	500000	100000	0	0	3000000	4545.5
II	01625295206	ARC	WV	112	581000	464800	0	0	116200	0	4150.0
II	01625296306	ARC	WV	24	126000	126000	0	0	0	0	5250.0
II	01625311306	ARC	MD	40	254765	203812	0	0	50953	0	5095.3
II	01625311406	ARC	MD	26	81881	65505	0	0	16376	0	2519.4
II	01625313206	ARC	MD	2	15000	12000	0	0	3000	0	6000.0
II	01625314606	ARC	MD	5	26500	26500	0	0	0	0	5300.0
II	01625314706	ARC	MD	3	17000	17000	0	0	0	0	5666.7
II	01625320930	HEW	NY	58	521060	256948	189112	75000	0	0	4430.1
II	01625321030	HEW	PR	92	830552	182683	373000	229869	45000	0	1985.7
II	01625321130	HEW	PR	40	251017	240184	10833	0	0	0	6004.6
II	01625321330	HEW	PR	150	500000	250000	0	0	0	250000	1666.7
II	043102001	COMEDA	AL	25	275000	220000	0	0	55000	0	8800.0
II	043102002	COMEDA	AL	60	360000	288000	0	0	72000	0	4800.0
II	043102004	COMEDA	AL	20	150000	120000	0	0	30000	0	6000.0
II	043102006	COMEDA	AL	29	300000	240000	0	0	60000	0	8275.9
II	043102009	COMEDA	AL	35	344400	287000	0	0	57400	0	8200.0
II	043102011	COMEDA	FL	200	800000	500000	0	0	300000	0	2500.0
II	043102012	COMEDA	FL	100	225000	180000	0	0	45000	0	1800.0
II	043102014	COMEDA	FL	100	1000000	300000	0	0	700000	0	3000.0
II	043102016	COMEDA	FL	18	185000	185000	0	0	0	0	10277.8
II	043102018	COMEDA	FL	50	400000	300000	0	0	100000	0	6000.0
II	043102021	COMEDA	GA	35	100000	80000	0	0	20000	0	2285.7
II	043102023	COMEDA	GA	27	125000	100000	0	0	25000	0	3703.7
II	043102025	COMEDA	GA	12	62500	50000	0	0	12500	0	4166.7
II	043102030	COMEDA	CA	24	100000	80000	0	0	20000	0	3333.3
II	043102037	COMEDA	KY	27	283000	226400	0	0	56600	0	8385.2
II	043102042	COMEDA	KY	180	970000	600000	0	0	370000	0	3333.3
II	043102043	COMEDA	MS	405	1160000	500000	535000	75000	50000	0	1234.6
II	043102044	COMEDA	MS	60	498600	398880	0	0	99720	0	6648.0
II	043102045	COMEDA	MS	72	300000	240000	0	0	60000	0	3333.3
II	043102047	COMEDA	MS	17	65000	52000	0	0	13000	0	3058.8
II	043102049	COMEDA	MS	65	346000	280000	0	0	66000	0	4307.7
II	043102051	COMEDA	MS	52	300000	240000	0	0	60000	0	4615.4
II	043102054	COMEDA	NC	57	950970	300000	0	228537	422433	0	5263.2
II	043102055	COMEDA	NC	106	630000	500000	0	65000	65000	0	4717.0
II	043102056	COMEDA	NC	68	550000	406500	0	0	143500	0	5977.9
II	043102057	COMEDA	NC	56	815000	225288	490000	99712	0	0	4023.0
II	043102060	COMEDA	NC	44	269500	169500	80000	0	20000	0	3852.3
II	043102061	COMEDA	NC	36	100000	80000	0	0	20000	0	2222.2
II	043102062	COMEDA	NC	12	185000	129500	0	0	55500	0	10791.7
II	043102063	COMEDA	NC	115	1541503	450000	0	0	1091503	0	3913.0
II	043102069	COMEDA	SC	85	300000	240000	0	0	60000	0	2823.5

APPROVED EDA TITLE X PROJECTS FOR ROUNDS I AND II
SORTED BY EDA PROJECT ID WITHIN ROUND

RND	EDA PROJECT IDENT	AGENCY	ST ABBR	EST NUMB EMPL	REQUESTED TOTAL FUNDS	REQUESTED TITLE X FUNDS	REQUESTED OTHER FED FUNDS	REQUESTE STATE FUNDS	REQUESTE LOCAL FUNDS	REQUESTE PRIVATE FUNDS	TITLE X COST PER EMPLOYEE
II	043102071	COMEDA	SC	42	200000	150000	0	0	50000	0	3571.4
II	043102072	COMEDA	SC	70	362000	271500	0	0	90500	0	3878.6
II	043102073	COMEDA	SC	200	1100000	500000	0	110000	490000	0	2500.0
II	043102076	COMEDA	SC	81	500000	200000	0	0	300000	0	2469.1
II	043102077	COMEDA	TN	55	625000	500000	0	0	125000	0	9090.9
II	043102078	COMEDA	TN	37	345000	276000	0	0	69000	0	7459.5
II	043102079	COMEDA	TN	50	350000	280000	0	0	70000	0	5600.0
II	043102081	COMEDA	TN	35	155000	124000	0	0	31000	0	3542.9
II	043102083	COMEDA	TN	27	164000	131200	0	0	32800	0	4859.3
II	043102085	COMEDA	KY	9	41802	33440	0	0	8362	0	3715.6
II	043102086	COMEDA	KY	5	28938	23150	0	0	5788	0	4630.0
II	043102087	COMEDA	NC	10	110060	88048	0	0	22012	0	8804.8
II	043102088	COMEDA	NC	23	100000	80000	0	0	20000	0	3478.3
II	04615044392	DODCE	99	126	723800	658000	65800	0	0	0	5222.2
II	04615045292	DODCE	TN	40	407000	370000	37000	0	0	0	9250.0
II	04615047993	DODN	SC	67	804600	804600	0	0	0	0	12009.0
II	04615052604	CPRC	SC	5	30000	25000	0	0	5000	0	5000.0
II	04615052704	CPRC	SC	3	20000	15000	0	0	5000	0	5000.0
II	04615053304	CPRC	SC	53	1100000	140000	660000	50000	0	250000	2641.5
II	04615054704	CPRC	SC	8	20000	16000	0	0	4000	0	2000.0
II	04615061304	CPRC	NC	5	33000	33000	0	0	0	0	6600.0
II	04615061504	CPRC	NC	34	225000	73750	0	56250	95000	0	2169.1
II	04615061604	CPRC	NC	34	131780	105424	0	0	26356	0	3100.7
II	04615062504	CPRC	NC	24	226800	135600	0	45200	46000	0	5650.0
II	04615062604	CPRC	NC	11	59150	47320	0	0	11830	0	4301.8
II	04615064204	CPRC	NC	35	200000	160000	0	0	40000	0	4571.4
II	04615065504	CPRC	FL	10	21726	21726	0	0	0	0	2172.6
II	04615066104	CPRC	FL	5	25000	25000	0	0	0	0	5000.0
II	04615066504	CPRC	GA	10	20000	16000	0	0	4000	0	1600.0
II	04615067504	CPRC	FL	38	300000	100000	0	0	200000	0	2631.6
II	04615067804	CPRC	FL	10	14868	14868	0	0	0	0	1486.8
II	04615069104	CPRC	FL	14	90000	37000	28000	10000	15000	0	2642.9
II	04615069204	CPRC	FL	10	40000	11000	22000	7000	0	0	1100.0
II	04615069304	CPRC	FL	6	15000	15000	0	0	0	0	2500.0
II	04615070204	CPRC	NC	31	262430	209944	0	0	52486	0	6772.4
II	04615070904	CPRC	NC	10	85000	56000	15000	0	14000	0	5600.0
II	04615071104	CPRC	NC	5	13000	10400	0	0	2600	0	2080.0
II	04615071304	CPRC	NC	20	143558	72558	0	55000	0	16000	3627.9
II	04615071604	CPRC	FL	9	80000	80000	0	0	0	0	8888.9
II	04615071704	CPRC	FL	3	14400	14400	0	0	0	0	4800.0
II	04615071904	CPRC	FL	13	100000	100000	0	0	0	0	7692.3
II	04615072104	CPRC	FL	20	153155	153155	0	0	0	0	7657.7
II	04615072404	CPRC	FL	10	5292	5292	0	0	0	0	529.2
II	04615072804	CPRC	FL	19	145919	94960	0	0	50959	0	4997.9
II	04615073104	CPRC	FL	10	8316	8316	0	0	0	0	831.6
II	04615089951	INTBOR	FL	95	1269500	634750	0	0	634750	0	6681.6
II	04615090251	INTBOR	FL	9	100000	100000	0	0	0	0	11111.1
II	04615094858	INTNPS	NC	12	100000	100000	0	0	0	0	8333.3
II	04615100058	INTNPS	GA	15	100000	100000	0	0	0	0	6666.7

APPROVED EDA TITLE X PROJECTS FOR ROUNDS I AND II
SORTED BY EDA PROJECT ID WITHIN ROUND

RND	EDA PROJECT IDENT	AGENCY	ST ABBR	EST NUMB EMPL	REQUESTED TOTAL FUNDS	REQUESTED TITLE X FUNDS	REQUESTED OTHER FED FUNDS	REQUESTE STATE FUNDS	REQUESTE LOCAL FUNDS	REQUESTE PRIVATE FUNDS	TITLE X COST PER EMPLOYEE
II	04615100158	INTNPS	NC	20	182000	182000	0	0	0	0	9100.0
II	04615108558	INTNPS	AL	12	13600	6800	0	0	0	6800	566.7
II	04615125354	INTBIA	NC	5	11500	11500	0	0	0	0	2300.0
II	04615196204	CPRC	GA	30	150000	120000	0	0	30000	0	4000.0
II	04615196304	CPRC	GA	12	64638	51531	0	0	13107	0	4294.2
II	04615197004	CPRC	GA	11	58000	52000	0	0	0	6000	4727.3
II	04615197904	CPRC	GA	16	25000	20000	0	0	5000	0	1250.0
II	04615198504	CPRC	GA	12	86000	68800	0	0	17200	0	5733.3
II	04615198904	CPRC	GA	35	197000	157600	0	0	39400	0	4502.9
II	04615200204	CPRC	GA	3	100000	80000	20000	0	0	0	26666.7
II	04615201804	CPRC	GA	34	175060	134662	0	0	40398	0	3960.6
II	04615203004	CPRC	GA	11	67000	53600	0	0	13400	0	4872.7
II	04615203304	CPRC	GA	12	86000	68800	0	0	17200	0	5733.3
II	04615203804	CPRC	GA	12	86000	68800	0	0	17200	0	5733.3
II	04615204804	CPRC	GA	4	25000	20000	0	0	5000	0	5000.0
II	04615206004	CPRC	GA	24	150000	130000	0	0	20000	0	5416.7
II	04615207104	CPRC	FL	10	10523	10523	0	0	0	0	1052.3
II	04615207204	CPRC	FL	10	29711	29711	0	0	0	0	2971.1
II	04615207304	CPRC	FL	10	14364	14364	0	0	0	0	1436.4
II	04615207404	CPRC	FL	20	150000	150000	0	0	0	0	7500.0
II	04615207504	CPRC	FL	10	13551	13551	0	0	0	0	1355.1
II	04615207604	CPRC	FL	10	17378	17378	0	0	0	0	1737.8
II	04615207804	CPRC	FL	10	13546	13546	0	0	0	0	1354.6
II	04615207904	CPRC	FL	10	18586	18586	0	0	0	0	1858.6
II	04615208004	CPRC	FL	10	15763	15763	0	0	0	0	1576.3
II	04615208104	CPRC	FL	10	3465	3465	0	0	0	0	346.5
II	04615208204	CPRC	FL	10	27074	27074	0	0	0	0	2707.4
II	04615208304	CPRC	FL	10	13483	13483	0	0	0	0	1348.3
II	04615208604	CPRC	FL	10	12738	12738	0	0	0	0	1273.8
II	04615208704	CPRC	FL	5	23000	10000	10000	3000	0	0	2000.0
II	04615209004	CPRC	FL	10	14502	14502	0	0	0	0	1450.2
II	04615209204	CPRC	FL	10	1903	1903	0	0	0	0	190.3
II	04615209904	CPRC	FL	10	1594	1594	0	0	0	0	159.4
II	04615210204	CPRC	FL	12	105500	100000	0	0	3000	2500	8333.3
II	04615210404	CPRC	FL	10	11038	11038	0	0	0	0	1103.8
II	04615210604	CPRC	FL	64	434704	434704	0	0	0	0	6792.2
II	04615210704	CPRC	FL	10	2268	2268	0	0	0	0	226.8
II	04615211204	CPRC	FL	10	41300	41300	0	0	0	0	4130.0
II	04615211475	TVA	TN	55	210000	195000	0	0	15000	0	3545.5
II	04615211575	TVA	TN	18	311000	112000	135000	0	64000	0	6222.2
II	04615211675	TVA	TN	8	45000	40000	0	0	5000	0	5000.0
II	04615213975	TVA	99	30	360000	350000	10000	0	0	0	11666.7
II	04615215275	TVA	TN	30	100000	80000	0	20000	0	0	2666.7
II	04615215575	TVA	NC	20	100000	80000	0	0	20000	0	4000.0
II	04615216075	TVA	NC	20	150000	109000	0	0	41000	0	5450.0
II	04615216375	TVA	TN	5	53000	53000	0	0	0	0	10600.0
II	04615216775	TVA	TN	14	31000	26000	5000	0	0	0	1857.1
II	04615218575	TVA	TN	45	135000	120000	0	0	15000	0	2666.7
II	04615220075	TVA	AL	4	50000	48000	2000	0	0	0	12000.0

APPROVED EDA TITLE X PROJECTS FOR ROUNDS I AND II
SORTED BY EDA PROJECT ID WITHIN ROUND

RND	EDA PROJECT IDENT	AGENCY	ST ABBR	EST NUMB EMPL	REQUESTED TOTAL FUNDS	REQUESTED TITLE X FUNDS	REQUESTED OTHER FED FUNDS	REQUESTE STATE FUNDS	REQUESTE LOCAL FUNDS	REQUESTE PRIVATE FUNDS	TITLE X COST PER EMPLOYEE
II	04615220175	TVA	TN	24	300000	287000	13000	0	0	0	11958.3
II	04615220275	TVA	NC	6	75000	72000	3000	0	0	0	12000.0
II	04615220475	TVA	TN	8	100000	96000	4000	0	0	0	12000.0
II	04615274921	EPA	TN	71	530356	480356	0	50000	0	0	6765.6
II	04615301006	ARC	TN	40	200000	160000	0	0	0	40000	4000.0
II	04615301406	ARC	TN	39	250000	250000	0	0	0	0	6410.3
II	04615341030	HEW	AL	2	113861	18861	50000	22000	23000	0	9430.5
II	04615341430	HEW	AL	2	113861	18861	45000	32000	18000	0	9430.5
II	04615342330	HEW	FL	2	124400	20100	51400	11100	41800	0	10050.0
II	04615342430	HEW	FL	1	67850	10050	22700	5600	29500	0	10050.0
II	04615342530	HEW	FL	48	2857469	469042	998750	420000	969677	0	9771.7
II	04615342630	HEW	FL	1	66350	10050	12200	19100	25000	0	10050.0
II	04615342730	HEW	FL	1	66250	10050	12200	19000	25000	0	10050.0
II	04615342830	HEW	FL	1	60850	10050	0	26800	24000	0	10050.0
II	04615343033	HEWPHS	FL	1	72550	10050	34100	6400	22000	0	10050.0
II	04615344730	HEW	GA	57	500000	500000	0	0	0	0	8771.9
II	04615347930	HEW	MS	60	300000	300000	0	0	0	0	5000.0
II	04615352630	HEW	FL	46	280000	280000	0	0	0	0	6087.0
II	04615352830	HEW	SC	30	193200	193200	0	0	0	0	6440.0
II	04615354230	HEW	FL	18	105840	105840	0	0	0	0	5880.0
II	04615362630	HEW	FL	30	190740	173400	0	0	17340	0	5780.0
II	04615434530	HEW	NC	39	192557	192557	0	0	0	0	4937.4
II	04615440130	HEW	GA	100	332000	332000	0	0	0	0	3320.0
II	04615447930	HEW	FL	33	113256	113256	0	0	0	0	3432.0
II	04615479230	HEW	FL	20	143500	58600	68000	0	0	16900	2930.0
II	04615479330	HEW	FL	15	107300	43925	50775	0	0	12600	2928.3
II	04615479530	HEW	FL	15	107300	43925	50775	0	0	12600	2928.3
II	04615479630	HEW	FL	10	71543	29273	33850	0	0	8420	2927.3
II	04615480830	HEW	KY	5	35771	14636	16925	0	0	4210	2927.2
II	04615484230	HEW	FL	100	332000	332000	0	0	0	0	3320.0
II	04615494430	HEW	FL	100	332000	332000	0	0	0	0	3320.0
II	04615495030	HEW	FL	100	332000	332000	0	0	0	0	3320.0
II	04615495230	HEW	SC	100	332000	332000	0	0	0	0	3320.0
II	04615518213	AGSCS	FL	14	105640	68640	0	0	37000	0	4902.9
II	04615518713	AGSCS	FL	7	46480	46480	0	0	0	0	6640.0
II	04615518813	AGSCS	FL	4	28600	26000	0	0	2600	0	6500.0
II	04615531213	AGSCS	GA	49	352800	352800	0	0	0	0	7200.0
II	04615531313	AGSCS	GA	15	99000	99000	0	0	0	0	6600.0
II	04615531413	AGSCS	GA	15	108000	108000	0	0	0	0	7200.0
II	04615531513	AGSCS	GA	25	180000	180000	0	0	0	0	7200.0
II	04615531613	AGSCS	GA	15	99000	99000	0	0	0	0	6600.0
II	04615531713	AGSCS	GA	25	180000	180000	0	0	0	0	7200.0
II	04615531813	AGSCS	GA	15	108000	108000	0	0	0	0	7200.0
II	04615531913	AGSCS	GA	25	180000	180000	0	0	0	0	7200.0
II	04615532013	AGSCS	GA	25	180000	180000	0	0	0	0	7200.0
II	04615536413	AGSCS	AL	28	200000	200000	0	0	0	0	7142.9
II	04615536513	AGSCS	AL	50	360736	360736	0	0	0	0	7214.7
II	04615536613	AGSCS	AL	49	352430	352430	0	0	0	0	7192.4
II	04615536813	AGSCS	AL	35	250000	250000	0	0	0	0	7142.9

APPROVED EDA TITLE X PROJECTS FOR ROUNDS I AND II
SORTED BY EDA PROJECT ID WITHIN ROUND

RND	EDA PROJECT IDENT	AGENCY	ST ABBR	EST NUMB EMPL	REQUESTED TOTAL FUNDS	REQUESTED TITLE X FUNDS	REQUESTED OTHER FED FUNDS	REQUESTE STATE FUNDS	REQUESTE LOCAL FUNDS	REQUESTE PRIVATE FUNDS	TITLE X COST PER EMPLOYEE
II	04615536913	AGSCS	AL	39	284460	284460	0	0	0	0	7293.8
II	04615537013	AGSCS	AL	44	316830	316830	0	0	0	0	7200.7
II	04615537213	AGSCS	AL	21	150000	150000	0	0	0	0	7142.9
II	04615537513	AGSCS	AL	33	250000	250000	0	0	0	0	7575.8
II	04615538813	AGSCS	AL	28	200000	200000	0	0	0	0	7142.9
II	04615539013	AGSCS	AL	28	200000	200000	0	0	0	0	7142.9
II	04615540613	AGSCS	SC	31	260000	260000	0	0	0	0	8387.1
II	04615540713	AGSCS	SC	20	160000	160000	0	0	0	0	8000.0
II	04615557513	AGSCS	GA	12	86400	86400	0	0	0	0	7200.0
II	04615574914	AGFS	FL	6	75000	73000	2000	0	0	0	12166.7
II	04615575014	AGFS	GA	42	510000	500000	10000	0	0	0	11904.8
II	04615575114	AGFS	GA	20	183744	174995	0	8749	0	0	8749.7
II	04615575714	AGFS	TN	45	510000	500000	10000	0	0	0	11111.1
II	04615576214	AGFS	SC	18	178000	175000	3000	0	0	0	9722.2
II	04615578014	AGFS	AL	53	510000	500000	10000	0	0	0	9434.0
II	04615578214	AGFS	MS	52	510000	500000	10000	0	0	0	9615.4
II	04615578514	AGFS	MS	18	201266	200000	1266	0	0	0	11111.1
II	04615578714	AGFS	SC	51	520000	500000	20000	0	0	0	9803.9
II	04615583514	AGFS	FL	10	82110	78200	0	3910	0	0	7820.0
II	04615595314	AGFS	FL	44	412000	400000	0	12000	0	0	9090.9
II	04615617714	AGFS	KY	18	55000	55000	0	0	0	0	3055.6
II	04615626814	AGFS	GA	10	86928	82789	0	4139	0	0	8278.9
II	04615650374	ARBA	GA	28	218760	124500	0	94260	0	0	4446.4
II	04615651674	ARBA	GA	35	100000	80000	0	0	20000	0	2285.7
II	04615662774	ARBA	MS	100	300000	150000	0	0	150000	0	1500.0
II	04615662874	ARBA	MS	100	100000	50000	0	0	50000	0	500.0
II	04615663174	ARBA	MS	20	100000	80000	0	0	20000	0	4000.0
II	04615664574	ARBA	MS	40	152728	130228	12500	0	0	10000	3255.7
II	04615667174	ARBA	FL	2	16875	15575	0	0	1300	0	7787.5
II	04615667374	ARBA	FL	100	500000	250000	0	0	250000	0	2500.0
II	04615668974	ARBA	FL	15	100000	100000	0	0	0	0	6666.7
II	04615669074	ARBA	FL	30	100000	100000	0	0	0	0	3333.3
II	04615692774	ARBA	TN	38	180000	144000	0	36000	0	0	3789.5
II	04615692974	ARBA	TN	15	110000	100000	0	0	0	10000	6666.7
II	04615716891	CSA	AL	20	116632	116632	0	0	0	0	5831.6
II	04615716991	CSA	AL	9	71308	71308	0	0	0	0	7923.1
II	04615717291	CSA	AL	9	70050	61300	5000	0	3750	0	6811.1
II	04615717391	CSA	AL	9	55250	52750	2000	0	500	0	5861.1
II	04615717491	CSA	AL	30	226646	52136	139608	0	34902	0	1737.9
II	04615717791	CSA	AL	20	179479	179479	0	0	0	0	8973.9
II	04615717891	CSA	AL	6	36609	36609	0	0	0	0	6101.5
II	04615717991	CSA	AL	27	165836	165836	0	0	0	0	6142.1
II	04615718491	CSA	FL	26	217699	40738	110661	0	66300	0	1566.8
II	04615718591	CSA	FL	20	148196	53196	95000	0	0	0	2659.8
II	04615718691	CSA	FL	25	201745	21706	180039	0	0	0	868.2
II	04615718791	CSA	FL	12	114865	44865	70000	0	0	0	3738.7
II	04615718891	CSA	FL	23	207833	20427	187406	0	0	0	888.1
II	04615718991	CSA	FL	9	66484	66484	0	0	0	0	7387.1
II	04615719191	CSA	FL	10	100000	100000	0	0	0	0	10000.0

APPROVED EDA TITLE X PROJECTS FOR ROUNDS I AND II
SORTED BY EDA PROJECT ID WITHIN ROUND

RND	EDA PROJECT IDENT	AGENCY	ST ABBR	EST NUMB EMPL	REQUESTED TOTAL FUNDS	REQUESTED TITLE X FUNDS	REQUESTED OTHER FED FUNDS	REQUESTE STATE FUNDS	REQUESTE LOCAL FUNDS	REQUESTE PRIVATE FUNDS	TITLE X COST PER EMPLOYEE
II	04615719491	CSA	FL	103	828639	828639	0	0	0	0	8045.0
II	04615719691	CSA	FL	33	390796	390796	0	0	0	0	11842.3
II	04615719791	CSA	SC	51	326182	282000	44182	0	0	0	5529.4
II	04615719891	CSA	SC	10	89980	89980	0	0	0	0	8998.0
II	04615719991	CSA	SC	7	63277	63277	0	0	0	0	9039.6
II	04615720491	CSA	KY	60	371184	371184	0	0	0	0	6186.4
II	04615720791	CSA	KY	125	1113000	1113000	0	0	0	0	8904.0
II	04615721191	CSA	TN	220	1800000	1800000	0	0	0	0	8181.8
II	04615721291	CSA	TN	32	99500	99500	0	0	0	0	3109.4
II	04615721391	CSA	KY	26	220000	220000	0	0	0	0	8461.5
II	04615721491	CSA	KY	51	357113	357113	0	0	0	0	7002.2
II	04615721591	CSA	KY	64	227892	227892	0	0	0	0	3560.8
II	04615721691	CSA	SC	60	410440	305880	5000	0	99560	0	5098.0
II	04615721791	CSA	SC	7	64835	64835	0	0	0	0	9262.1
II	04615721891	CSA	TN	47	389110	389110	0	0	0	0	8278.9
II	04615721991	CSA	TN	65	640610	632610	0	0	0	8000	9732.5
II	04615722091	CSA	TN	21	120100	120100	0	0	0	0	5719.0
II	04615722291	CSA	TN	7	16987	16987	0	0	0	0	2426.7
II	04615722391	CSA	MS	274	937912	937912	0	0	0	0	3423.0
II	04615722591	CSA	MS	121	849473	849473	0	0	0	0	7020.4
II	04615723191	CSA	MS	50	275000	275000	0	0	0	0	5500.0
II	04615723691	CSA	GA	139	1422171	349321	154180	0	918670	0	2513.1
II	04615723791	CSA	GA	74	460657	460657	0	0	0	0	6225.1
II	04615723891	CSA	GA	182	635303	522973	0	0	112330	0	2873.5
II	04615723991	CSA	GA	54	420000	400000	20000	0	0	0	7407.4
II	04615724091	CSA	GA	34	451770	295770	120000	0	0	36000	8699.1
II	04615724291	CSA	GA	32	321363	106715	0	168140	46508	0	3334.8
II	04615724491	CSA	GA	19	128353	94524	33829	0	0	0	4974.9
II	04615724591	CSA	GA	18	147968	27968	90000	16000	8000	6000	1553.8
II	04615724891	CSA	GA	51	180695	113315	25000	0	0	42380	2221.9
II	04615724991	CSA	GA	25	196811	196811	0	0	0	0	7872.4
II	04615725091	CSA	GA	52	284028	264028	20000	0	0	0	5077.5
II	04615725191	CSA	NC	10	85012	85012	0	0	0	0	8501.2
II	04615725391	CSA	NC	14	117232	117232	0	0	0	0	8373.7
II	04615725691	CSA	NC	200	775000	775000	0	0	0	0	3875.0
II	04615725791	CSA	NC	113	499955	499955	0	0	0	0	4424.4
II	04615725891	CSA	NC	21	166527	166527	0	0	0	0	7929.9
II	04615726091	CSA	NC	11	88884	88884	0	0	0	0	8080.4
II	04615726191	CSA	NC	1	7197	7197	0	0	0	0	7197.0
II	04615726291	CSA	NC	38	238163	238163	0	0	0	0	6267.4
II	04615726691	CSA	NC	11	83875	83875	0	0	0	0	7625.0
II	04615726891	CSA	NC	17	102000	102000	0	0	0	0	6000.0
II	04615726991	CSA	NC	15	88000	58000	30000	0	0	0	3866.7
II	04615727091	CSA	NC	10	50000	36000	14000	0	0	0	3600.0
II	04615727191	CSA	NC	20	185000	185000	0	0	0	0	9250.0
II	04615728191	CSA	FL	6	50000	50000	0	0	0	0	8333.3
II	04615728291	CSA	FL	5	35000	35000	0	0	0	0	7000.0
II	04615728391	CSA	GA	7	55000	55000	0	0	0	0	7857.1
II	04615728491	CSA	AL	3	25000	25000	0	0	0	0	8333.3

APPROVED EDA TITLE X PROJECTS FOR ROUNDS I AND II
SORTED BY EDA PROJECT ID WITHIN ROUND

RND	EDA PROJECT IDENT	AGENCY	ST ABBR	EST NUMB EMPL	REQUESTED TOTAL FUNDS	REQUESTED TITLE X FUNDS	REQUESTED OTHER FED FUNDS	REQUESTE STATE FUNDS	REQUESTE LOCAL FUNDS	REQUESTE PRIVATE FUNDS	TITLE X COST PER EMPLOYEE
II	04615728591	CSA	MS	4	30000	30000	0	0	0	0	7500.0
II	04615728691	CSA	TN	3	25000	25000	0	0	0	0	8333.3
II	04615729691	CSA	TN	20	276224	276224	0	0	0	0	13811.2
II	04615729791	CSA	TN	20	148835	119068	0	0	0	29767	5953.4
II	04615729891	CSA	TN	2	11960	9568	0	0	2392	0	4784.0
II	04615729991	CSA	TN	6	52092	52092	0	0	0	0	8682.0
II	04615731091	CSA	NC	3	25000	25000	0	0	0	0	8333.3
II	04615731791	CSA	TN	12	74124	48699	24125	0	0	1300	4058.2
II	04615766861	DOLMA	GA	81	656000	656000	0	0	0	0	8098.8
II	04615773761	DOLMA	NC	60	590600	250000	200000	0	140600	0	4166.7
II	04615798061	DOLMA	FL	34	350000	350000	0	0	0	0	10294.1
II	04615798461	DOLMA	FL	33	333333	333333	0	0	0	0	10101.0
II	04615798561	DOLMA	NC	18	127312	70000	31200	0	26112	0	3888.9
II	04615798861	DOLMA	FL	63	350000	350000	0	0	0	0	5555.6
II	04615806761	DOLMA	AL	6	37662	37662	0	0	0	0	6277.0
II	04615809761	DOLMA	NC	45	200000	160000	38000	0	2000	0	3555.6
II	04615809861	DOLMA	NC	2	13003	10402	0	0	2601	0	5201.0
II	04615810061	DOLMA	NC	12	104091	83273	0	0	20818	0	6939.4
II	04615810661	DOLMA	NC	26	100000	80000	0	0	20000	0	3076.9
II	04615811461	DOLMA	NC	20	210026	100000	85026	0	25000	0	5000.0
II	04615813161	DOLMA	NC	27	120200	34100	60100	0	26000	0	1263.0
II	04615817961	DOLMA	NC	35	400000	300000	100000	0	0	0	8571.4
II	04615826066	JUSLEA	GA	79	225000	225000	0	0	0	0	2848.1
II	04615826966	JUSLEA	GA	30	40000	30000	0	0	10000	0	1000.0
II	04615827566	JUSLEA	GA	3	23000	18400	0	0	4600	0	6133.3
II	04615829566	JUSLEA	GA	9	22050	22050	0	0	0	0	2450.0
II	04615829666	JUSLEA	GA	5	24000	24000	0	0	0	0	4800.0
II	04615829966	JUSLEA	GA	45	300000	300000	0	0	0	0	6666.7
II	04615830266	JUSLEA	FL	75	1246682	400000	198341	11018	637323	0	5333.3
II	04615846566	JUSLEA	AL	33	294851	294851	0	0	0	0	8934.9
II	04615866940	HUD	FL	7	75000	75000	0	0	0	0	10714.3
II	04615867140	HUD	MS	17	40000	32000	0	0	8000	0	1882.4
II	04615867440	HUD	TN	48	238000	190400	0	0	47600	0	3966.7
II	04615869625	NASA	FL	70	3000000	3000000	0	0	0	0	42857.1
II	04615914340	HUD	TN	18	120000	120000	0	0	0	0	6666.7
II	04625290706	ARC	SC	8	135000	125000	0	0	10000	0	15625.0
II	04625290806	ARC	SC	5	53000	48000	0	0	5000	0	9600.0
II	04625291106	ARC	SC	8	70444	62444	0	0	8000	0	7805.5
II	04625291606	ARC	SC	15	166000	166000	0	0	0	0	11066.7
II	04625292106	ARC	SC	18	127440	127440	0	0	0	0	7080.0
II	04625292306	ARC	SC	6	30150	29150	0	0	1000	0	4858.3
II	04625292406	ARC	SC	3	18720	18720	0	0	0	0	6240.0
II	04625297506	ARC	SC	375	1640000	240000	700000	0	700000	0	640.0
II	04625299206	ARC	SC	200	2743880	421300	2202580	0	120000	0	2106.5
II	04625299606	ARC	SC	12	100000	75000	0	20000	0	5000	6250.0
II	04625299806	ARC	SC	23	180891	170891	0	10000	0	0	7430.0
II	04625299906	ARC	SC	19	128152	120152	0	6000	0	2000	6323.8
II	04625303106	ARC	NC	30	100000	80000	0	0	20000	0	2666.7
II	04625303806	ARC	NC	108	400000	320000	0	0	80000	0	2963.0

APPROVED EDA TITLE X PROJECTS FOR ROUNDS I AND II
SORTED BY EDA PROJECT ID WITHIN ROUND

RND	EDA PROJECT IDENT	AGENCY	ST ABBR	EST NUMB EMPL	REQUESTED TOTAL FUNDS	REQUESTED TITLE X FUNDS	REQUESTED OTHER FED FUNDS	REQUESTE STATE FUNDS	REQUESTE LOCAL FUNDS	REQUESTE PRIVATE FUNDS	TITLE X COST PER EMPLOYEE
II	04625307306	ARC	AL	100	800000	160000	600000	0	40000	0	1600.0
II	04625310106	ARC	KY	2	15600	12480	0	0	3120	0	6240.0
II	053102002	COMEDA	IA	21	245250	196200	0	0	49050	0	9342.9
II	053102006	COMEDA	KS	31	220000	220000	0	0	0	0	7096.8
II	053102012	COMEDA	MO	96	781000	500000	0	0	281000	0	5208.3
II	053102014	COMEDA	NE	19	250000	250000	0	0	0	0	13157.9
II	053102015	COMEDA	NE	25	350000	350000	0	0	0	0	14000.0
II	053102017	COMEDA	MT	95	1225000	500000	0	600000	125000	0	5263.2
II	053102018	COMEDA	MT	42	350000	350000	0	0	0	0	8333.3
II	053102023	COMEDA	ND	30	200000	200000	0	0	0	0	6666.7
II	053102024	COMEDA	SD	20	250000	250000	0	0	0	0	12500.0
II	053102025	COMEDA	SD	20	250000	250000	0	0	0	0	12500.0
II	053102026	COMEDA	SD	19	250000	250000	0	0	0	0	13157.9
II	053102029	COMEDA	UT	35	436000	236000	200000	0	0	0	6742.9
II	05615015905	FCRC	UT	50	333000	300000	0	0	33000	0	6000.0
II	05615016105	FCRC	UT	7	33000	30000	0	0	3000	0	4285.7
II	05615016205	FCRC	UT	25	105000	100000	0	0	5000	0	4000.0
II	05615017705	FCRC	UT	4	23000	20430	0	0	2570	0	5107.5
II	05615019905	FCRC	UT	16	95000	85000	0	0	10000	0	5312.5
II	05615024005	FCRC	CO	62	469904	400000	0	0	69904	0	6451.6
II	05615024505	FCRC	CO	15	99806	95806	0	0	4000	0	6387.1
II	05615050089	DODAF	KS	10	114000	114000	0	0	0	0	11400.0
II	05615050889	DODAF	SD	20	228000	228000	0	0	0	0	11400.0
II	05615120454	INTBIA	SD	35	300000	300000	0	0	0	0	8571.4
II	05615120654	INTBIA	MT	35	300000	300000	0	0	0	0	8571.4
II	05615121354	INTBIA	ND	35	300000	300000	0	0	0	0	8571.4
II	05615121654	INTBIA	SD	47	400000	400000	0	0	0	0	8510.6
II	05615124654	INTBIA	ND	35	300000	300000	0	0	0	0	8571.4
II	05615125954	INTBIA	WY	5	25000	25000	0	0	0	0	5000.0
II	05615126054	INTBIA	MT	3	25000	25000	0	0	0	0	8333.3
II	05615128754	INTBIA	SD	35	300000	300000	0	0	0	0	8571.4
II	05615131354	INTBIA	SD	35	300000	300000	0	0	0	0	8571.4
II	05615131654	INTBIA	MT	58	500000	500000	0	0	0	0	8620.7
II	05615135654	INTBIA	WY	58	500000	500000	0	0	0	0	8620.7
II	05615159101	ORC	MO	30	240000	200000	0	0	40000	0	6666.7
II	05615244107	OWRC	SD	15	53735	53735	0	0	0	0	3582.3
II	05615244207	OWRC	SD	43	639340	444335	195005	0	0	0	10333.4
II	05615245807	OWRC	NE	25	300000	248000	52000	0	0	0	9920.0
II	05615246607	OWRC	SD	1	7647	6882	0	0	765	0	6882.0
II	05615246707	OWRC	SD	2	14670	13202	0	0	1468	0	6601.0
II	05615246907	OWRC	SD	4	38500	35000	3500	0	0	0	8750.0
II	05615268121	EPA	MO	3	40752	34752	0	0	6000	0	11584.0
II	05615268221	EPA	MO	6	75954	69504	0	0	6450	0	11584.0
II	05615279821	EPA	MO	10	120340	115840	0	0	4500	0	11584.0
II	05615356830	HEW	ND	39	69679	69679	0	0	0	0	1786.6
II	05615356930	HEW	MT	25	128578	128578	0	0	0	0	5143.1
II	05615357130	HEW	SD	16	132272	118272	0	0	14000	0	7392.0
II	05615357230	HEW	SD	31	322760	221760	101000	0	0	0	7153.5
II	05615357330	HEW	SD	25	576324	187324	389000	0	0	0	7493.0

APPROVED EDA TITLE X PROJECTS FOR ROUNDS I AND II
SORTED BY EDA PROJECT ID WITHIN ROUND

RND	EDA PROJECT IDENT	AGENCY	ST ABBR	EST NUMB EMPL	REQUESTED TOTAL FUNDS	REQUESTED TITLE X FUNDS	REQUESTED OTHER FED FUNDS	REQUESTE STATE FUNDS	REQUESTE LOCAL FUNDS	REQUESTE PRIVATE FUNDS	TITLE X COST PER EMPLOYEE
II	05615357430	HEW	SD	155	2120000	2120000	0	0	0	0	13677.4
II	05615361030	HEW	CO	3	32000	30000	0	0	0	2000	10000.0
II	05615385730	HEW	SD	200	543000	208000	335000	0	0	0	1040.0
II	05615385830	HEW	UT	300	18700000	1500000	1200000	16000000	0	0	5000.0
II	05615400230	HEW	MO	28	151000	120800	0	0	30200	0	4314.3
II	05615400430	HEW	MO	24	160000	128000	0	0	32000	0	5333.3
II	05615415130	HEW	ND	15	200000	200000	0	0	0	0	13333.3
II	05615440030	HEW	IA	100	332000	332000	0	0	0	0	3320.0
II	05615447430	HEW	MO	88	442953	432953	0	0	10000	0	4919.9
II	05615464330	HEW	SD	6	42927	17565	20310	0	0	5052	2927.5
II	05615464830	HEW	SD	12	85851	35127	40620	0	0	10104	2927.2
II	05615479730	HEW	MT	8	57241	23423	27083	0	0	6735	2927.9
II	05615479930	HEW	MT	4	28690	11750	13540	0	0	3400	2937.5
II	05615480130	HEW	ND	5	35771	14636	16925	0	0	4210	2927.2
II	05615484130	HEW	IA	100	332000	332000	0	0	0	0	3320.0
II	05615494930	HEW	MO	100	332000	332000	0	0	0	0	3320.0
II	05615504830	HEW	ND	54	460300	460300	0	0	0	0	8524.1
II	05615505630	HEW	SD	180	1278288	1043677	234611	0	0	0	5798.2
II	05615507630	HEW	SD	7	68310	68310	0	0	0	0	9758.6
II	05615507730	HEW	SD	7	60250	60250	0	0	0	0	8607.1
II	05615507930	HEW	SD	15	151975	151975	0	0	0	0	10131.7
II	05615508030	HEW	SD	6	59400	59400	0	0	0	0	9900.0
II	05615510930	HEW	SD	10	107500	107500	0	0	0	0	10750.0
II	05615511030	HEW	SD	3	24750	24750	0	0	0	0	8250.0
II	05615588214	AGFS	MT	6	79600	77300	2300	0	0	0	12883.3
II	05615615614	AGFS	IA	10	99000	95000	0	4000	0	0	9500.0
II	05615627414	AGFS	MO	22	233958	230500	3458	0	0	0	10477.3
II	05615685274	ARBA	ND	7	50000	50000	0	0	0	0	7142.9
II	05615685374	ARBA	ND	15	100000	100000	0	0	0	0	6666.7
II	05615691774	ARBA	SD	10	40000	40000	0	0	0	0	4000.0
II	05615691874	ARBA	SD	6	40000	40000	0	0	0	0	6666.7
II	05615691974	ARBA	SD	12	60000	60000	0	0	0	0	5000.0
II	05615692074	ARBA	SD	4	20000	20000	0	0	0	0	5000.0
II	05615693774	ARBA	UT	10	75000	75000	0	0	0	0	7500.0
II	05615696674	ARBA	WY	15	60000	60000	0	0	0	0	4000.0
II	05615696774	ARBA	WY	15	60000	60000	0	0	0	0	4000.0
II	05615744891	CSA	NE	169	1100904	590904	5000	0	5000	500000	3496.5
II	05615745391	CSA	CO	220	756400	756400	0	0	0	0	3438.2
II	05615745891	CSA	MO	10	71665	26665	45000	0	0	0	2666.5
II	05615746191	CSA	WY	4	28000	28000	0	0	0	0	7000.0
II	05615746891	CSA	MT	33	163615	163615	0	0	0	0	4958.0
II	05615756691	CSA	WY	4	17000	12000	0	5000	0	0	3000.0
II	05615782461	DOLMA	MO	20	150000	150000	0	0	0	0	7500.0
II	05615818461	DOLMA	SD	21	444975	177408	262567	0	5000	0	8448.0
II	05615819161	DOLMA	MT	18	143000	141710	0	0	1290	0	7872.8
II	05615820161	DOLMA	MT	16	129350	118150	0	0	10300	900	7384.4
II	05615820261	DOLMA	SD	8	100441	72441	10000	0	18000	0	9055.1
II	05615820361	DOLMA	SD	21	244554	144554	100000	0	0	0	6883.5
II	05615820461	DOLMA	MT	24	130800	130500	0	150	0	150	5437.5

69-393 O - 76 - 26

APPROVED EDA TITLE X PROJECTS FOR ROUNDS I AND II
SORTED BY EDA PROJECT ID WITHIN ROUND

RND	EDA PROJECT IDENT	AGENCY	ST ABBR	EST NUMB EMPL	REQUESTED TOTAL FUNDS	REQUESTED TITLE X FUNDS	REQUESTED OTHER FED FUNDS	REQUESTE STATE FUNDS	REQUESTE LOCAL FUNDS	REQUESTE PRIVATE FUNDS	TITLE X COST PER EMPLOYEE
II	05615820661	DOLMA	WY	2	16500	16500	0	0	0	0	8250.0
II	05615822161	DOLMA	SD	2	10000	10000	0	0	0	0	5000.0
II	05615835666	JUSLEA	SD	14	119945	119945	0	0	0	0	8567.5
II	05615853766	JUSLEA	MO	71	161505	123173	38332	0	0	0	1734.8
II	05615853866	JUSLEA	CO	80	526944	526944	0	0	0	0	6586.8
II	063102001	COMEDA	IL	14	150000	120000	0	0	30000	0	8571.4
II	063102005	COMEDA	IL	31	300000	240000	0	0	60000	0	7741.9
II	063102007	COMEDA	IL	26	300000	240000	0	0	60000	0	9230.8
II	063102008	COMEDA	IL	63	895000	400000	0	0	495000	0	6349.2
II	063102011	COMEDA	IL	14	204000	163000	0	0	41000	0	11642.9
II	063102015	COMEDA	IN	126	500000	400000	0	0	100000	0	3174.6
II	063102020	COMEDA	IN	48	150000	120000	0	0	30000	0	2500.0
II	063102023	COMEDA	IN	30	150000	120000	30000	0	0	0	4000.0
II	063102024	COMEDA	IN	26	125000	100000	0	0	25000	0	3846.2
II	063102025	COMEDA	MI	12	100000	100000	0	0	0	0	8333.3
II	063102029	COMEDA	MI	17	125000	100000	0	0	25000	0	5882.4
II	063102030	COMEDA	MI	42	300000	240000	60000	0	0	0	5714.3
II	063102031	COMEDA	MI	46	675000	450000	0	0	225000	0	9782.6
II	063102034	COMEDA	MI	90	2000000	400000	0	0	1600000	0	4444.4
II	063102039	COMEDA	MN	28	270000	216000	0	0	54000	0	7714.3
II	063102045	COMEDA	MN	15	150000	150000	0	0	0	0	10000.0
II	063102046	COMEDA	MN	27	250000	250000	0	0	0	0	9259.3
II	063102047	COMEDA	MN	22	200000	200000	0	0	0	0	9090.9
II	063102048	COMEDA	MN	20	300000	240000	0	0	60000	0	12000.0
II	063102051	COMEDA	OH	14	125000	100000	0	0	25000	0	7142.9
II	063102056	COMEDA	OH	27	350000	280000	0	0	70000	0	10370.4
II	063102057	COMEDA	OH	30	250000	200000	0	0	50000	0	6666.7
II	063102058	COMEDA	WI	26	232000	185000	0	0	47000	0	7115.4
II	063102063	COMEDA	WI	20	200000	200000	0	0	0	0	10000.0
II	063102064	COMEDA	WI	27	250000	250000	0	0	0	0	9259.3
II	063102065	COMEDA	WI	13	100000	100000	0	0	0	0	7692.3
II	063102066	COMEDA	WI	20	200000	200000	0	0	0	0	10000.0
II	063102071	COMEDA	MI	20	200000	160000	0	0	40000	0	8000.0
II	063102078	COMEDA	MI	65	1000000	200000	0	0	800000	0	3076.9
II	06615029102	UGLRC	MI	37	1000000	200000	0	0	800000	0	5405.4
II	06615030602	UGLRC	MN	30	160000	150000	0	0	10000	0	5000.0
II	06615031202	UGLRC	MN	5	10000	10000	0	0	0	0	2000.0
II	06615033302	UGLRC	WI	89	300000	300000	0	0	0	0	3370.8
II	06615035102	UGLRC	WI	32	191000	191000	0	0	0	0	5968.7
II	06615035202	UGLRC	WI	16	150000	150000	0	0	0	0	9375.0
II	06615035302	UGLRC	WI	20	140000	140000	0	0	0	0	7000.0
II	06615038102	UGLRC	MI	10	50000	40000	0	0	10000	0	4000.0
II	06615038302	UGLRC	MI	10	50000	40000	0	0	10000	0	4000.0
II	06615038502	UGLRC	MI	9	100000	100000	0	0	0	0	11111.1
II	06615039402	UGLRC	MI	35	200000	160000	0	0	40000	0	4571.4
II	06615039502	UGLRC	MI	15	72000	36000	18000	0	18000	0	2400.0
II	06615039802	UGLRC	MI	15	120000	96000	0	0	24000	0	6400.0
II	06615050189	DODAF	MI	36	332016	332016	0	0	0	0	9222.7
II	06615075451	INTBOR	IN	5	35000	17500	17500	0	0	0	3500.0

APPROVED EDA TITLE X PROJECTS FOR ROUNDS I AND II
SORTED BY EDA PROJECT ID WITHIN ROUND

RND	EDA PROJECT IDENT	AGENCY	ST ABBR	EST NUMB EMPL	REQUESTED TOTAL FUNDS	REQUESTED TITLE X FUNDS	REQUESTED OTHER FED FUNDS	REQUESTE STATE FUNDS	REQUESTE LOCAL FUNDS	REQUESTE PRIVATE FUNDS	TITLE X COST PER EMPLOYEE
II	06615075651	INTBOR	IN	24	183454	91727	91727	0	0	0	3822.0
II	06615075751	INTBOR	IN	45	298794	149397	149397	0	0	0	3319.9
II	06615075951	INTBOR	IN	5	36132	18066	18066	0	0	0	3613.2
II	06615079651	INTBOR	MI	150	950000	665000	0	0	285000	0	4433.3
II	06615104458	INTNPS	MI	37	222640	111320	86320	0	25000	0	3008.6
II	06615108658	INTNPS	OH	17	362179	166748	0	0	195431	0	9808.7
II	06615135454	INTBIA	MN	10	166740	166740	0	0	0	0	16674.0
II	06615172481	DOTFHA	MI	24	320000	64000	232448	0	23552	0	2666.7
II	06615187261	DOTFHA	MI	15	150000	150000	0	0	0	0	10000.0
II	06615193082	DOTFAA	MI	23	400000	320000	0	0	80000	0	13913.0
II	06615193182	DOTFAA	MI	25	275000	220000	0	0	55000	0	8800.0
II	06615194783	DOTUMT	MI	63	844000	422000	0	422000	0	0	6698.4
II	06615195183	DOTUMT	MI	44	563000	563000	0	0	0	0	12795.5
II	06615268721	EPA	MI	10	126700	126700	0	0	0	0	12670.0
II	06615268821	EPA	MI	5	65100	65100	0	0	0	0	13020.0
II	06615268921	EPA	MI	6	31500	31500	0	0	0	0	5250.0
II	06615269321	EPA	MI	11	179200	168000	0	0	11200	0	15272.7
II	06615270121	EPA	MI	50	526316	500000	0	0	26316	0	10000.0
II	06615270721	EPA	MI	26	213300	202500	0	0	10800	0	7788.5
II	06615270821	EPA	MI	21	341550	324000	0	0	17550	0	15428.6
II	06615270921	EPA	MI	6	120000	114000	0	0	6000	0	19000.0
II	06615271021	EPA	MI	6	120000	114000	0	0	6000	0	19000.0
II	06615271121	EPA	MI	6	120000	114000	0	0	6000	0	19000.0
II	06615271221	EPA	MI	6	120000	114000	0	0	6000	0	19000.0
II	06615271321	EPA	MI	6	120000	114000	0	0	6000	0	19000.0
II	06615271621	EPA	MI	21	428400	406000	0	0	22400	0	19333.3
II	06615275021	EPA	OH	24	307262	307262	0	0	0	0	12802.6
II	06615276721	EPA	MI	8	70000	70000	0	0	0	0	8750.0
II	06615278521	EPA	IL	20	214460	175776	0	0	38684	0	8788.8
II	06615278721	EPA	WI	14	150451	128451	0	22000	0	0	9175.1
II	06615278821	EPA	WI	27	292610	250610	0	42000	0	0	9281.9
II	06615278921	EPA	WI	13	138844	116844	0	22000	0	0	8988.0
II	06615279021	EPA	WI	17	186314	156314	0	30000	0	0	9194.9
II	06615279121	EPA	WI	16	166330	140330	0	26000	0	0	8770.6
II	06615279221	EPA	WI	12	125483	107483	0	18000	0	0	8956.9
II	06615279321	EPA	MN	4	28636	27272	0	1364	0	0	6818.0
II	06615279721	EPA	OH	118	1895693	1621967	192628	81098	0	0	13745.5
II	06615352230	HEW	IN	5	35771	14636	16925	0	0	4210	2927.2
II	06615371030	HEW	MN	45	251000	251000	0	0	0	0	5577.8
II	06615372230	HEW	IL	108	1200000	1000000	0	0	200000	0	9259.3
II	06615437230	HEW	IN	26	275000	275000	0	0	0	0	10576.9
II	06615460130	HEW	IL	4	28690	11750	13540	0	0	3400	2937.5
II	06615466430	HEW	IN	19	100500	100500	0	0	0	0	5289.5
II	06615466530	HEW	IN	25	125000	125000	0	0	0	0	5000.0
II	06615466830	HEW	IL	103	581000	581000	0	0	0	0	5640.8
II	06615468930	HEW	IL	8	63434	29550	27084	0	0	6800	3693.7
II	06615473230	HEW	MI	100	332000	332000	0	0	0	0	3320.0
II	06615478530	HEW	WI	53	424902	424902	0	0	0	0	8017.0
II	06615479030	HEW	MI	62	363302	363302	0	0	0	0	5859.7

APPROVED EDA TITLE X PROJECTS FOR ROUNDS I AND II
SORTED BY EDA PROJECT ID WITHIN ROUND

RND	EDA PROJECT IDENT	AGENCY	ST ABBR	EST NUMB EMPL	REQUESTED TOTAL FUNDS	REQUESTED TITLE X FUNDS	REQUESTED OTHER FED FUNDS	REQUESTE STATE FUNDS	REQUESTE LOCAL FUNDS	REQUESTE PRIVATE FUNDS	TITLE X COST PER EMPLOYEE
II	06615483930	HEW	MI	100	332000	332000	0	0	0	0	3320.0
II	06615484430	HEW	MI	100	332000	332000	0	0	0	0	3320.0
II	06615492230	HEW	MI	100	332000	332000	0	0	0	0	3320.0
II	06615494530	HEW	IL	100	332000	332000	0	0	0	0	3320.0
II	06615502330	HEW	MN	57	612450	442450	0	0	170000	0	7762.3
II	06615502530	HEW	MN	20	200000	150000	45000	0	5000	0	7500.0
II	06615505830	HEW	MN	26	541346	439346	42000	0	60000	0	16897.9
II	06615506130	HEW	MN	6	91650	34650	57000	0	0	0	5775.0
II	06615511330	HEW	IL	120	121596	101330	0	0	0	20026	844.4
II	06615521813	AGSCS	MI	30	247000	220000	0	0	27000	0	7333.3
II	06615522013	AGSCS	MI	10	110000	100000	0	0	10000	0	10000.0
II	06615522213	AGSCS	MI	26	160000	155000	0	0	5000	0	5961.5
II	06615522413	AGSCS	MI	11	105000	95000	0	0	10000	0	8636.4
II	06615522613	AGSCS	MI	7	75000	60000	0	0	15000	0	8571.4
II	06615530913	AGSCS	OH	12	77600	60000	0	0	17600	0	5000.0
II	06615551013	AGSCS	OH	17	83000	73000	0	0	10000	0	4294.1
II	06615551413	AGSCS	OH	25	575000	525000	0	0	50000	0	21000.0
II	06615552013	AGSCS	OH	8	58000	56000	0	0	2000	0	7000.0
II	06615552113	AGSCS	OH	11	39000	30000	0	0	9000	0	2727.3
II	06615575314	AGFS	MI	20	414166	374166	0	40000	0	0	18708.3
II	06615576014	AGFS	IL	25	264000	254000	10000	0	0	0	10160.0
II	06615576414	AGFS	MI	10	89300	87800	1500	0	0	0	8780.0
II	06615576514	AGFS	MI	24	203000	200000	3000	0	0	0	8333.3
II	06615577214	AGFS	MN	37	412836	412836	0	0	0	0	11157.7
II	06615577314	AGFS	MI	20	414166	374166	0	40000	0	0	18708.3
II	06615579214	AGFS	OH	10	120667	106785	0	13882	0	0	10678.5
II	06615579414	AGFS	MI	26	258930	246600	12330	0	0	0	9484.6
II	06615583314	AGFS	WI	21	155436	155436	0	0	0	0	7401.7
II	06615596514	AGFS	IL	10	88311	88311	0	0	0	0	8831.1
II	06615615114	AGFS	OH	21	222027	222027	0	0	0	0	10572.7
II	06615638415	APHIS	IL	1	9482	9482	0	0	0	0	9482.0
II	06615653074	ARBA	IN	75	60000	30000	0	0	0	30000	400.0
II	06615659974	ARBA	MI	80	591360	295680	245680	25000	25000	0	3696.0
II	06615660874	ARBA	MI	12	76924	76924	0	0	0	0	6410.3
II	06615661174	ARBA	MI	4	50000	50000	0	0	0	0	12500.0
II	06615661274	ARBA	MI	250	1000000	500000	0	0	0	500000	2000.0
II	06615661374	ARBA	MI	20	100000	100000	0	0	0	0	5000.0
II	06615661674	ARBA	MI	20	100000	100000	0	0	0	0	5000.0
II	06615695774	ARBA	WI	30	100000	100000	0	0	0	0	3333.3
II	06615695874	ARBA	WI	40	100000	100000	0	0	0	0	2500.0
II	06615695974	ARBA	WI	30	100000	100000	0	0	0	0	3333.3
II	06615696074	ARBA	WI	10	106000	106000	0	0	0	0	10600.0
II	06615696174	ARBA	WI	20	100000	100000	0	0	0	0	5000.0
II	06615696274	ARBA	WI	25	100000	100000	0	0	0	0	4000.0
II	06615696374	ARBA	WI	30	100000	100000	0	0	0	0	3333.3
II	06615696474	ARBA	WI	20	100000	100000	0	0	0	0	5000.0
II	06615696574	ARBA	WI	20	100000	100000	0	0	0	0	5000.0
II	06615727391	CSA	IL	3500	9159790	500000	8659790	0	0	0	142.9
II	06615727591	CSA	IL	60	650000	200000	450000	0	0	0	3333.3

APPROVED EDA TITLE X PROJECTS FOR ROUNDS I AND II
SORTED BY EDA PROJECT ID WITHIN ROUND

RND	EDA PROJECT IDENT	AGENCY	ST ABBR	EST NUMB EMPL	REQUESTED TOTAL FUNDS	REQUESTED TITLE X FUNDS	REQUESTED OTHER FED FUNDS	REQUESTE STATE FUNDS	REQUESTE LOCAL FUNDS	REQUESTE PRIVATE FUNDS	TITLE X COST PER EMPLOYEE
II	06615727691	CSA	IL	50	535000	185000	300000	0	50000	0	3700.0
II	06615727791	CSA	IL	85	900000	150000	575000	0	50000	125000	1764.7
II	06615727891	CSA	IL	20	195000	50000	125000	0	20000	0	2500.0
II	06615729091	CSA	IN	100	348479	267330	54149	0	27000	0	2673.3
II	06615729291	CSA	IN	2	20640	14640	0	0	0	6000	7320.0
II	06615729491	CSA	IL	8	57120	55968	1152	0	0	0	6996.0
II	06615730291	CSA	MI	8	90035	90035	0	0	0	0	11254.4
II	06615730491	CSA	MI	170	1920668	1920668	0	0	0	0	11298.0
II	06615732091	CSA	MI	100	1200000	1200000	0	0	0	0	12000.0
II	06615732291	CSA	MI	6	60245	27531	10000	4000	18714	0	4588.5
II	06615732991	CSA	MI	234	129513	128113	0	0	0	1400	547.5
II	06615733091	CSA	MI	51	460720	460720	0	0	0	0	9033.7
II	06615733691	CSA	MN	25	200000	200000	0	0	0	0	8000.0
II	06615734391	CSA	OH	25	168832	156172	0	0	12660	0	6246.9
II	06615734491	CSA	OH	16	123500	123500	0	0	0	0	7718.7
II	06615734691	CSA	OH	4	46000	40000	0	0	0	6000	10000.0
II	06615734791	CSA	OH	13	133500	133500	0	0	0	0	10269.2
II	06615734891	CSA	OH	19	90703	48670	42033	0	0	0	2561.6
II	06615735091	CSA	OH	44	327902	327902	0	0	0	0	7452.3
II	06615735191	CSA	OH	7	50820	50820	0	0	0	0	7260.0
II	06615735291	CSA	OH	19	159660	159660	0	0	0	0	8403.2
II	06615735391	CSA	OH	9	100000	100000	0	0	0	0	11111.1
II	06615735591	CSA	OH	8	63060	63060	0	0	0	0	7882.5
II	06615735891	CSA	OH	15	65711	65711	0	0	0	0	4380.7
II	06615735991	CSA	OH	30	221581	157075	0	0	64506	0	5235.8
II	06615736091	CSA	OH	3	28700	28700	0	0	0	0	9566.7
II	06615736291	CSA	OH	30	321561	321561	0	0	0	0	10718.7
II	06615736791	CSA	OH	14	68975	65475	3500	0	0	0	4676.8
II	06615736891	CSA	OH	55	467363	467363	0	0	0	0	8497.5
II	06615737091	CSA	WI	7	61130	61130	0	0	0	0	8732.9
II	06615747391	CSA	WI	25	251423	251423	0	0	0	0	10056.9
II	06615747591	CSA	WI	44	415192	108192	307000	0	0	0	2458.9
II	06615747791	CSA	WI	16	197636	94816	102820	0	0	0	5926.0
II	06615748091	CSA	WI	40	391872	293904	97968	0	0	0	7347.6
II	06615748391	CSA	WI	80	443680	419392	24288	0	0	0	5242.4
II	06615748491	CSA	WI	34	284683	284683	0	0	0	0	8373.0
II	06615766061	DOLMA	MI	114	2114796	300000	1814796	0	0	0	2631.6
II	06615766461	DOLMA	MI	12	79414	79414	0	0	0	0	6617.8
II	06615770261	DOLMA	MI	8	100000	100000	0	0	0	0	12500.0
II	06615775361	DOLMA	MI	53	115634	115634	0	0	0	0	2181.8
II	06615775661	DOLMA	MI	12	76924	76924	0	0	0	0	6410.3
II	06615786961	DOLMA	IN	150	450000	400000	50000	0	0	0	2666.7
II	06615787161	DOLMA	IN	25	252181	25500	226681	0	0	0	1020.0
II	06615787361	DOLMA	OH	45	495000	495000	0	0	0	0	11000.0
II	06615789761	DOLMA	MI	33	283900	283900	0	0	0	0	8603.0
II	06615789961	DOLMA	MI	5	35000	30000	0	0	5000	0	6000.0
II	06615790161	DOLMA	MI	360	1000000	1000000	0	0	0	0	2777.8
II	06615790261	DOLMA	MI	130	1000000	1000000	0	0	0	0	7692.3
II	06615791061	DOLMA	MI	160	1500000	1200000	300000	0	0	0	7500.0

APPROVED EDA TITLE X PROJECTS FOR ROUNDS I AND II
SORTED BY EDA PROJECT ID WITHIN ROUND

RND	EDA PROJECT IDENT	AGENCY	ST ABBR	EST NUMB EMPL	REQUESTED TOTAL FUNDS	REQUESTED TITLE X FUNDS	REQUESTED OTHER FED FUNDS	REQUESTE STATE FUNDS	REQUESTE LOCAL FUNDS	REQUESTE PRIVATE FUNDS	TITLE X COST PER EMPLOYEE
II	06615792161	DOLMA	MI	124	1500000	1500000	0	0	0	0	12096.8
II	06615814961	DOLMA	MI	12	63600	63600	0	0	0	0	5300.0
II	06615819661	DOLMA	WI	9	75400	75400	0	0	0	0	8377.8
II	06615821161	DOLMA	WI	1	3764	3764	0	0	0	0	3764.0
II	06615831566	JUSLEA	MN	2	38376	38376	0	0	0	0	19188.0
II	06615833066	JUSLEA	OH	37	362056	320315	0	0	41741	0	8657.2
II	06615833166	JUSLEA	OH	31	296400	296400	0	0	0	0	9561.3
II	06615847366	JUSLEA	OH	113	4000000	750000	2250000	250000	750000	0	6637.2
II	06615869040	HUD	IL	275	2984204	431250	2552954	0	0	0	1568.2
II	06615869140	HUD	IL	100	650000	250000	400000	0	0	0	2500.0
II	06615869440	HUD	OH	120	1900000	500000	0	0	1400000	0	4166.7
II	06615877597	NOAA	MI	50	700000	700000	0	0	0	0	14000.0
II	06615878140	HUD	OH	30	350000	350000	0	0	0	0	11666.7
II	06615878640	HUD	IN	38	210000	150000	60000	0	0	0	3947.4
II	06615882340	HUD	MI	14	1814796	500000	1314796	0	0	0	35714.3
II	06615883440	HUD	MI	15	195980	131300	0	0	64680	0	8753.3
II	06615885140	HUD	IN	5	23000	23000	0	0	0	0	4600.0
II	06615886740	HUD	OH	78	805600	440000	165600	0	200000	0	5641.0
II	06615917930	HEW	IL	205	614932	614932	0	0	0	0	2999.7
II	07310200 4	COMEDA	AK	40	551000	440000	0	0	0	111000	11000.0
II	07310200 6	COMEDA	AZ	48	200000	200000	0	0	0	0	4166.7
II	07310200 8	COMEDA	NM	100	500000	500000	0	0	0	0	5000.0
II	07310201 0	COMEDA	CA	27	138737	103737	0	0	35000	0	3842.1
II	07310201 1	COMEDA	CA	25	285000	245000	0	0	40000	0	9800.0
II	07310201 3	COMEDA	CA	30	277000	221600	0	0	55400	0	7386.7
II	07310201 5	COMEDA	CA	40	255000	204000	0	0	51000	0	5100.0
II	07310201 9	COMEDA	CA	30	235000	188000	0	0	0	47000	6266.7
II	07310202 0	COMEDA	CA	21	300000	240000	0	0	60000	0	11428.6
II	07310202 1	COMEDA	CA	63	370000	296000	0	0	74000	0	4698.4
II	07310202 2	COMEDA	CA	27	235500	188400	0	0	47100	0	6977.8
II	07310202 4	COMEDA	CA	40	625000	500000	0	0	125000	0	12500.0
II	07310202 5	COMEDA	CA	50	286193	229000	0	0	57193	0	4580.0
II	07310202 6	COMEDA	CA	17	200000	160000	0	0	40000	0	9411.8
II	07310202 8	COMEDA	CA	166	379000	304000	0	0	75000	0	1831.3
II	07310202 9	COMEDA	CA	50	330000	264000	0	0	66000	0	5280.0
II	07310203 0	COMEDA	CA	23	101000	85000	0	0	16000	0	3695.7
II	07310203 2	COMEDA	ID	65	840000	168000	0	0	672000	0	2584.6
II	07310203 6	COMEDA	HI	39	350000	300000	0	0	50000	0	7692.3
II	07310203 8	COMEDA	NV	24	275000	250000	0	0	25000	0	10416.7
II	07310203 9	COMEDA	NV	12	100000	100000	0	0	0	0	8333.3
II	07310204 1	COMEDA	AZ	23	335000	268000	0	0	67000	0	11652.2
II	07310205 0	COMEDA	WA	35	325000	325000	0	0	0	0	9285.7
II	07310205 4	COMEDA	WA	20	235000	70000	0	165000	0	0	3500.0
II	07310205 8	COMEDA	CA	108	1188000	928000	0	0	260000	0	8592.6
II	07310205 9	COMEDA	OR	25	150000	120000	0	0	30000	0	4800.0
II	07310206 5	COMEDA	CA	100	980000	784000	0	0	196000	0	7840.0
II	07615005629	VA	CA	7	25000	24000	1000	0	0	0	3428.6
II	07615006129	VA	WA	11	50000	49000	1000	0	0	0	4454.5
II	07615028105	FCRC	AZ	54	535000	385000	142500	0	7500	0	7129.6

APPROVED EDA TITLE X PROJECTS FOR ROUNDS I AND II
SORTED BY EDA PROJECT ID WITHIN ROUND

RND	EDA PROJECT IDENT	AGENCY	ST ABBR	EST NUMB EMPL	REQUESTED TOTAL FUNDS	REQUESTED TITLE X FUNDS	REQUESTED OTHER FED FUNDS	REQUESTE STATE FUNDS	REQUESTE LOCAL FUNDS	REQUESTE PRIVATE FUNDS	TITLE X COST PER EMPLOYEE
II	07615028205	FCRC	AZ	43	421800	351500	52400	0	17900	0	8174.4
II	07615040292	DODCE	NV	20	221100	201000	20100	0	0	0	10050.0
II	07615041092	DODCE	CA	5	27500	25000	2500	0	0	0	5000.0
II	07615041792	DODCE	WA	18	121000	110000	11000	0	0	0	6111.1
II	07615045392	DODCE	WA	46	176000	160000	16000	0	0	0	3478.3
II	07615048093	DODN	CA	25	366680	366680	0	0	0	0	14667.2
II	07615048193	DODN	CA	14	224000	224000	0	0	0	0	16000.0
II	07615049989	DODAF	CA	25	285000	285000	0	0	0	0	11400.0
II	07615050789	DODAF	WA	20	228000	228000	0	0	0	0	11400.0
II	07615051089	DODAF	CA	35	399000	399000	0	0	0	0	11400.0
II	07615088651	INTBOR	OR	5	28000	14000	7000	0	7000	0	2800.0
II	07615088951	INTBOR	OR	6	22000	11000	5500	0	5500	0	1833.3
II	07615089151	INTBOR	OR	6	13000	6500	3250	0	3250	0	1083.3
II	07615100658	INTNPS	AZ	30	136000	136000	0	0	0	0	4533.3
II	07615110257	INTBLM	CA	20	70500	70500	0	0	0	0	3525.0
II	07615113657	INTBLM	OR	12	28000	28000	0	0	0	0	2333.3
II	07615121754	INTBIA	NV	35	300000	300000	0	0	0	0	8571.4
II	07615123954	INTBIA	AK	10	67096	67096	0	0	0	0	6709.6
II	07615124754	INTBIA	OR	35	300000	300000	0	0	0	0	8571.4
II	07615125154	INTBIA	AZ	12	63000	63000	0	0	0	0	5250.0
II	07615125754	INTBIA	AK	14	78360	78360	0	0	0	0	5597.1
II	07615125454	INTBIA	AZ	21	200000	200000	0	0	0	0	9523.8
II	07615126754	INTBIA	WA	3	22000	22000	0	0	0	0	7333.3
II	07615126854	INTBIA	WA	5	30000	30000	0	0	0	0	6000.0
II	07615131054	INTBIA	NV	35	300000	300000	0	0	0	0	8571.4
II	07615131754	INTBIA	CA	35	300000	300000	0	0	0	0	8571.4
II	07615131954	INTBIA	AZ	35	300000	300000	0	0	0	0	8571.4
II	07615133354	INTBIA	CA	35	300000	300000	0	0	0	0	8571.4
II	07615133654	INTBIA	NV	35	300000	300000	0	0	0	0	8571.4
II	07615133754	INTBIA	WA	35	300000	300000	0	0	0	0	8571.4
II	07615133854	INTBIA	CA	35	300000	300000	0	0	0	0	8571.4
II	07615134254	INTBIA	WA	35	300000	300000	0	0	0	0	8571.4
II	07615134354	INTBIA	WA	35	300000	300000	0	0	0	0	8571.4
II	07615134954	INTBIA	WA	35	300000	300000	0	0	0	0	8571.4
II	07615135154	INTBIA	WA	35	300000	300000	0	0	0	0	8571.4
II	07615138653	INTBR	CA	10	60000	60000	0	0	0	0	6000.0
II	07615154451	INTBOR	CA	45	507600	423000	0	0	84600	0	9400.0
II	07615154751	INTBOR	CA	24	42000	21000	0	21000	0	0	875.0
II	07615184681	DOTFHA	OR	50	2184200	1707825	0	476375	0	0	34156.5
II	07615184781	DOTFHA	OR	56	2465000	1927383	0	537617	0	0	34417.6
II	07615188081	DOTFHA	OR	56	1300000	1016470	0	283530	0	0	18151.2
II	07615188381	DOTFHA	OR	16	400000	312760	0	87240	0	0	19547.5
II	07615188481	DOTFHA	CA	40	230000	34000	190000	6000	0	0	850.0
II	07615227799	FPC/PA	CA	129	244830	244830	0	0	0	0	1897.9
II	07615252009	PNRC	WA	20	324645	295135	0	29510	0	0	14756.7
II	07615252209	PNRC	WA	18	298131	271028	0	27103	0	0	15057.1
II	07615252409	PNRC	WA	18	298131	271028	0	27103	0	0	15057.1
II	07615252509	PNRC	WA	18	298131	271028	0	27103	0	0	15057.1
II	07615252709	PNRC	WA	12	128820	114048	0	0	14772	0	9504.0

APPROVED EDA TITLE X PROJECTS FOR ROUNDS I AND II
SORTED BY EDA PROJECT ID WITHIN ROUND

RND	EDA PROJECT IDENT	AGENCY	ST ABBR	EST NUMB EMPL	REQUESTED TOTAL FUNDS	REQUESTED TITLE X FUNDS	REQUESTED OTHER FED FUNDS	REQUESTE STATE FUNDS	REQUESTE LOCAL FUNDS	REQUESTE PRIVATE FUNDS	TITLE X COST PER EMPLOYEE
II	07615253309	PNRC	WA	14	135000	115000	15000	0	0	5000	8214.3
II	07615362830	HEW	AZ	50	387000	375000	0	0	12000	0	7500.0
II	07615365730	HEW	CA	7	75323	75323	0	0	0	0	10760.4
II	07615380430	HEW	CA	144	387396	309917	0	0	77479	0	2152.2
II	07615405530	HEW	WA	240	2880000	2880000	0	0	0	0	12000.0
II	07615405730	HEW	WA	6	103495	103495	0	0	0	0	17249.2
II	07615406830	HEW	WA	1	17535	17535	0	0	0	0	17535.0
II	07615406930	HEW	AK	21	107817	107817	0	0	0	0	5134.1
II	07615407330	HEW	ID	8	97080	97080	0	0	0	0	12135.0
II	07615407630	HEW	WA	27	253120	168120	85000	0	0	0	6226.7
II	07615408030	HEW	WA	24	284300	151800	72500	0	60000	0	6325.0
II	07615408330	HEW	WA	6	96627	42948	53679	0	0	0	7158.0
II	07615409730	HEW	OR	250	2000000	2000000	0	0	0	0	8000.0
II	07615411030	HEW	ID	8	92800	92800	0	0	0	0	11600.0
II	07615411936	HEWFDA	ID	20	100000	100000	0	0	0	0	5000.0
II	07615412530	HEW	OR	20	100000	100000	0	0	0	0	5000.0
II	07615413930	HEW	AZ	36	443750	355000	88750	0	0	0	9861.1
II	07615414530	HEW	AZ	25	303750	243000	60750	0	0	0	9720.0
II	07615415030	HEW	AZ	25	301250	241000	60250	0	0	0	9640.0
II	07615415730	HEW	AZ	100	1231000	985000	246000	0	0	0	9850.0
II	07615417430	HEW	CA	11	100000	60000	0	0	40000	0	5454.5
II	07615424430	HEW	ID	20	100000	100000	0	0	0	0	5000.0
II	07615426530	HEW	ID	49	450000	450000	0	0	0	0	9183.7
II	07615427730	HEW	WA	57	856500	856500	0	0	0	0	15026.3
II	07615428330	HEW	WA	6	85800	85800	0	0	0	0	14300.0
II	07615429230	HEW	OR	17	202200	202200	0	0	0	0	11894.1
II	07615433330	HEW	WA	13	174040	174040	0	0	0	0	13387.7
II	07615433430	HEW	WA	234	2469645	2469645	0	0	0	0	10554.0
II	07615439030	HEW	CA	5	35771	14636	16925	0	0	4210	2927.2
II	07615440230	HEW	CA	100	332000	332000	0	0	0	0	3320.0
II	07615459330	HEW	CA	50	391000	391000	0	0	0	0	7820.0
II	07615477530	HEW	CA	10	71643	29373	33850	0	0	8420	2937.3
II	07615487430	HEW	CA	6	42927	17565	20310	0	0	5052	2927.5
II	07615492430	HEW	WA	100	332000	332000	0	0	0	0	3320.0
II	07615494230	HEW	WA	100	332000	332000	0	0	0	0	3320.0
II	07615494330	HEW	CA	100	332000	332000	0	0	0	0	3320.0
II	07615494730	HEW	NV	100	332000	332000	0	0	0	0	3320.0
II	07615494830	HEW	OR	100	332000	332000	0	0	0	0	3320.0
II	07615495330	HEW	WA	100	332000	332000	0	0	0	0	3320.0
II	07615497130	HEW	CA	7	50080	20491	23695	0	0	5894	2927.3
II	07615505430	HEW	WA	33	500000	500000	0	0	0	0	15151.5
II	07615507130	HEW	CA	16	150000	150000	0	0	0	0	9375.0
II	07615508130	HEW	WA	27	429168	294001	85000	50167	0	0	10888.9
II	07615508430	HEW	WA	12	165000	165000	0	0	0	0	13750.0
II	07615508630	HEW	WA	20	250000	250000	0	0	0	0	12500.0
II	07615508830	HEW	WA	34	375000	375000	0	0	0	0	11029.4
II	07615511130	HEW	WA	10	150000	150000	0	0	0	0	15000.0
II	07615527413	AGSCS	CA	132	496000	496000	0	0	0	0	3757.6
II	07615534213	AGSCS	ID	5	18175	18175	0	0	0	0	3635.0

APPROVED EDA TITLE X PROJECTS FOR ROUNDS I AND II
SORTED BY EDA PROJECT ID WITHIN ROUND

RND	EDA PROJECT IDENT	AGENCY	ST ABBR	EST NUMB EMPL	REQUESTED TOTAL FUNDS	REQUESTED TITLE X FUNDS	REQUESTED OTHER FED FUNDS	REQUESTE STATE FUNDS	REQUESTE LOCAL FUNDS	REQUESTE PRIVATE FUNDS	TITLE X COST PER EMPLOYEE
II	07615534313	AGSCS	ID	6	2400	2400	0	0	0	0	400.0
II	07615574814	AGFS	AK	33	431000	431000	0	0	0	0	13060.6
II	07615581514	AGFS	ID	95	471150	471150	0	0	0	0	4959.5
II	07615581814	AGFS	CA	11	120033	116231	3802	0	0	0	10566.5
II	07615582814	AGFS	CA	30	315000	300000	15000	0	0	0	10000.0
II	07615589914	AGFS	WA	81	510000	500000	10000	0	0	0	6172.8
II	07615597014	AGFS	OR	48	124118	114924	0	9194	0	0	2394.2
II	07615601514	AGFS	OR	5	20600	20000	600	0	0	0	4000.0
II	07615602814	AGFS	OR	12	137932	127715	0	10217	0	0	10642.9
II	07615605014	AGFS	OR	5	69013	63901	0	5112	0	0	12780.2
II	07615609314	AGFS	CA	36	230195	219195	11000	0	0	0	6088.7
II	07615609814	AGFS	OR	40	319487	295821	0	23666	0	0	7395.5
II	07615609914	AGFS	OR	7	77841	72075	0	5766	0	0	10296.4
II	07615613214	AGFS	OR	17	69314	64180	0	5134	0	0	3775.3
II	07615613714	AGFS	WA	29	362052	329138	0	32914	0	0	11349.6
II	07615617514	AGFS	GU	30	140214	130214	5000	5000	0	0	4340.5
II	07615618714	AGFS	OR	6	20600	20000	600	0	0	0	3333.3
II	07615621214	AGFS	WA	82	510000	500000	10000	0	0	0	6097.6
II	07615621414	AGFS	OR	81	505000	500000	5000	0	0	0	6172.8
II	07615623214	AGFS	ID	69	413210	408210	5000	0	0	0	5916.1
II	07615624514	AGFS	CA	10	94632	92632	2000	0	0	0	9263.2
II	07615624714	AGFS	CA	12	80000	80000	0	0	0	0	6666.7
II	07615625214	AGFS	CA	10	6100	5900	200	0	0	0	590.0
II	07615627614	AGFS	OR	12	132854	123013	0	9841	0	0	10251.1
II	07615665674	ARBA	NV	27	100000	100000	0	0	0	0	3703.7
II	07615665774	ARBA	NV	30	300000	300000	0	0	0	0	10000.0
II	07615675174	ARBA	CA	12	85500	67600	0	0	17900	0	5633.3
II	07615675874	ARBA	CA	65	86500	16500	0	0	70000	0	253.8
II	07615675974	ARBA	CA	19	135000	135000	0	0	0	0	7105.3
II	07615676074	ARBA	CA	6	35000	35000	0	0	0	0	5833.3
II	07615676174	ARBA	CA	8	28000	28000	0	0	0	0	3500.0
II	07615676274	ARBA	CA	19	135000	135000	0	0	0	0	7105.3
II	07615676374	ARBA	CA	45	750000	750000	0	0	0	0	16666.7
II	07615677674	ARBA	CA	16	85000	85000	0	0	0	0	5312.5
II	07615677774	ARBA	CA	29	350000	350000	0	0	0	0	12069.0
II	07615677974	ARBA	CA	19	135000	135000	0	0	0	0	7105.3
II	07615678074	ARBA	CA	14	75000	75000	0	0	0	0	5357.1
II	07615678174	ARBA	CA	17	100000	100000	0	0	0	0	5882.4
II	07615678974	ARBA	AK	25	164160	98445	5715	10000	40000	10000	3937.8
II	07615679174	ARBA	AK	10	45000	45000	0	0	0	0	4500.0
II	07615679474	ARBA	AZ	24	95000	95000	0	0	0	0	3958.3
II	07615679574	ARBA	AZ	30	100000	100000	0	0	0	0	3333.3
II	07615679674	ARBA	AZ	15	124000	100000	9000	0	15000	0	6666.7
II	07615679774	ARBA	AZ	50	185000	185000	0	0	0	0	3700.0
II	07615679874	ARBA	AZ	12	149896	149896	0	0	0	0	12491.3
II	07615680274	ARBA	AZ	15	57000	57000	0	0	0	0	3800.0
II	07615694574	ARBA	WA	10	35000	35000	0	0	0	0	3500.0
II	07615694674	ARBA	WA	10	35000	35000	0	0	0	0	3500.0
II	07615694774	ARBA	WA	18	127631	127631	0	0	0	0	7090.6

APPROVED EDA TITLE X PROJECTS FOR ROUNDS I AND II
SORTED BY EDA PROJECT ID WITHIN ROUND

RND	EDA PROJECT IDENT	AGENCY	ST ABBR	EST NUMB EMPL	REQUESTED TOTAL FUNDS	REQUESTED TITLE X FUNDS	REQUESTED OTHER FED FUNDS	REQUESTE STATE FUNDS	REQUESTE LOCAL FUNDS	REQUESTE PRIVATE FUNDS	TITLE X COST PER EMPLOYEE
II	07615694974	ARBA	WA	30	187000	187000	0	0	0	0	6233.3
II	07615695174	ARBA	WA	10	43500	43500	0	0	0	0	4350.0
II	07615695374	ARBA	WA	12	30000	30000	0	0	0	0	2500.0
II	07615751991	CSA	CA	5	49088	49088	0	0	0	0	9817.6
II	07615752091	CSA	CA	3	29952	29452	0	0	500	0	9817.3
II	07615752491	CSA	CA	34	270000	270000	0	0	0	0	7941.2
II	07615753791	CSA	CA	7	92014	83649	8365	0	0	0	11949.9
II	07615755391	CSA	HI	3	24266	24266	0	0	0	0	8088.7
II	07615755691	CSA	CA	3	22770	22770	0	0	0	0	7590.0
II	07615755891	CSA	CA	35	161000	131000	0	0	30000	0	3742.9
II	07615756491	CSA	CA	27	259195	78141	127054	0	38000	16000	2894.1
II	07615757991	CSA	WA	14	135000	115000	15000	0	0	5000	8214.3
II	07615758191	CSA	WA	31	419682	150634	257686	9362	0	2000	4859.2
II	07615758291	CSA	OR	130	1502036	1502036	0	0	0	0	11554.1
II	07615758791	CSA	AK	29	208774	200642	7292	840	0	0	6918.7
II	07615758991	CSA	AK	9	116716	99898	16400	418	0	0	11099.8
II	07615759291	CSA	AZ	28	274986	254986	0	0	20000	0	9106.6
II	07615760391	CSA	AK	12	219879	200880	18158	841	0	0	16740.0
II	07615760491	CSA	AK	5	94560	83243	10968	349	0	0	16648.6
II	07615760591	CSA	AK	32	263917	243345	19553	1019	0	0	7604.5
II	07615760891	CSA	WA	82	411000	411000	0	0	0	0	5012.2
II	07615761391	CSA	OR	43	485543	485543	0	0	0	0	11291.7
II	07615761961	DOLMA	CA	180	1440000	240000	1200000	0	0	0	1333.3
II	07615762061	DOLMA	CA	106	844800	140800	704000	0	0	0	1328.3
II	07615762161	DOLMA	CA	105	840000	144000	696000	0	0	0	1371.4
II	07615762261	DOLMA	CA	278	2224000	368000	1856000	0	0	0	1323.7
II	07615763461	DOLMA	CA	116	587000	433745	0	0	153255	0	3739.2
II	07615763861	DOLMA	CA	16	172000	107000	65000	0	0	0	6687.5
II	07615764361	DOLMA	HI	39	300000	300000	0	0	0	0	7692.3
II	07615764461	DOLMA	CA	32	484327	334562	123000	0	26765	0	10455.1
II	07615771061	DOLMA	CA	220	1760000	296000	1464000	0	0	0	1345.5
II	07615771161	DOLMA	CA	36	288000	48000	240000	0	0	0	1333.3
II	07615771261	DOLMA	CA	109	873600	145600	728000	0	0	0	1335.8
II	07615771361	DOLMA	CA	289	2313600	385600	1928000	0	0	0	1334.3
II	07615771561	DOLMA	CA	71	566400	94400	472000	0	0	0	1329.6
II	07615777961	DOLMA	OR	40	500000	500000	0	0	0	0	12500.0
II	07615788761	DOLMA	OR	14	217738	217738	0	0	0	0	15552.7
II	07615793961	DOLMA	CA	25	277800	277800	0	0	0	0	11112.0
II	07615794261	DOLMA	CA	4	38000	38000	0	0	0	0	9500.0
II	07615800361	DOLMA	CA	100	935000	374000	561000	0	0	0	3740.0
II	07615808361	DOLMA	AZ	25	273167	245850	0	0	27317	0	9834.0
II	07615815861	DOLMA	CA	18	154100	154100	0	0	0	0	8561.1
II	07615820861	DOLMA	NV	10	68640	68640	0	0	0	0	6864.0
II	07615821361	DOLMA	NV	40	162540	162540	0	0	0	0	4063.5
II	07615838266	JUSLEA	CA	20	300000	300000	0	0	0	0	15000.0
II	07615873827	ERDA	NV	132	2706293	2706293	0	0	0	0	20502.2
II	07615892640	HUD	CA	4	42968	42968	0	0	0	0	10742.0
II	07615893841	HUDOS	CA	3	30000	25000	5000	0	0	0	8333.3
II	07615917740	HUD	AZ	15	125000	125000	0	0	0	0	8333.3

APPROVED EDA TITLE X PROJECTS FOR ROUNDS I AND II
SORTED BY EDA PROJECT ID WITHIN ROUND

RND	EDA PROJECT IDENT	AGENCY	ST ABBR	EST NUMB EMPL	REQUESTED TOTAL FUNDS	REQUESTED TITLE X FUNDS	REQUESTED OTHER FED FUNDS	REQUESTE STATE FUNDS	REQUESTE LOCAL FUNDS	REQUESTE PRIVATE FUNDS	TITLE X COST PER EMPLOYEE
II	083102004	COMEDA	AR	21	199278	159422	0	0	39856	0	7591.5
II	083102014	COMEDA	LA	42	400000	320000	0	0	80000	0	7619.0
II	083102017	COMEDA	LA	32	200000	160000	0	0	40000	0	5000.0
II	083102020	COMEDA	NM	55	312500	250000	0	0	62500	0	4545.5
II	083102030	COMEDA	OK	62	250000	200000	0	0	50000	0	3225.8
II	083102031	COMEDA	OK	60	250000	200000	0	0	50000	0	3333.3
II	083102046	COMEDA	TX	23	200000	160000	0	0	40000	0	6956.5
II	083102048	COMEDA	TX	102	739093	591274	0	0	147819	0	5796.8
II	083102049	COMEDA	TX	35	485000	388000	0	0	97000	0	11085.7
II	083102051	COMEDA	TX	35	315000	252000	0	0	63000	0	7200.0
II	083102055	COMEDA	TX	129	910800	810800	100000	0	0	0	6285.3
II	08615006929	VA	LA	6	105000	97000	8000	0	0	0	16166.7
II	08615007029	VA	LA	5	23000	20000	3000	0	0	0	4000.0
II	08615025905	FCRC	NM	12	86600	80000	0	0	6600	0	6666.7
II	08615050989	DODAF	AR	27	307800	307800	0	0	0	0	11400.0
II	08615100458	INTNPS	TX	30	170000	170000	0	0	0	0	5666.7
II	08615100558	INTNPS	NM	50	292000	292000	0	0	0	0	5840.0
II	08615100758	INTNPS	NM	25	128000	128000	0	0	0	0	5120.0
II	08615105958	INTNPS	NM	1	12000	6000	0	6000	0	0	6000.0
II	08615125854	INTBIA	NM	21	186000	104000	82000	0	0	0	4952.4
II	08615126154	INTBIA	NM	5	22500	22500	0	0	0	0	4500.0
II	08615126554	INTBIA	NM	19	175000	175000	0	0	0	0	9210.5
II	08615129054	INTBIA	NM	35	300000	300000	0	0	0	0	8571.4
II	08615130454	INTBIA	OK	25	252220	252220	0	0	0	0	10088.8
II	08615130554	INTBIA	OK	21	216384	216384	0	0	0	0	10304.0
II	08615154051	INTBOR	OK	50	332580	166290	0	166290	0	0	3325.8
II	08615156101	ORC	AR	10	50000	40000	0	0	10000	0	4000.0
II	08615158501	ORC	OK	20	75000	60000	0	0	15000	0	3000.0
II	08615160001	ORC	LA	35	150000	120000	0	0	30000	0	3428.6
II	08615160301	ORC	LA	23	200000	160000	0	0	40000	0	6956.5
II	08615264821	EPA	LA	25	144000	144000	0	0	0	0	5760.0
II	08615265121	EPA	LA	13	125000	100000	0	0	25000	0	7692.3
II	08615265321	EPA	LA	50	150000	120000	0	0	30000	0	2400.0
II	08615392730	HEW	TX	70	300000	225000	0	0	75000	0	3214.3
II	08615392830	HEW	TX	15	100000	75000	0	0	25000	0	5000.0
II	08615393030	HEW	TX	45	475000	332500	0	0	142500	0	7388.9
II	08615393130	HEW	TX	150	345000	258950	0	0	86050	0	1726.3
II	08615394730	HEW	LA	12	73095	73095	0	0	0	0	6091.2
II	08615416330	HEW	LA	12	200000	200000	0	0	0	0	16666.7
II	08615461630	HEW	AR	10	71543	29273	33850	0	0	8420	2927.3
II	08615462930	HEW	TX	100	623280	498624	0	0	124656	0	4986.2
II	08615464630	HEW	AR	10	71543	29273	33850	0	0	8420	2927.3
II	08615473130	HEW	TX	100	332000	332000	0	0	0	0	3320.0
II	08615492330	HEW	TX	100	332000	332000	0	0	0	0	3320.0
II	08615501930	HEW	OK	20	157228	151228	6000	0	0	0	7561.4
II	08615502930	HEW	OK	20	179400	179400	0	0	0	0	8970.0
II	08615504030	HEW	NM	10	33000	33000	0	0	0	0	3300.0
II	08615504130	HEW	NM	25	257206	175000	82206	0	0	0	7000.0
II	08615504230	HEW	NM	16	157206	75000	82206	0	0	0	4687.5

APPROVED EDA TITLE X PROJECTS FOR ROUNDS I AND II
SORTED BY EDA PROJECT ID WITHIN ROUND

RND	EDA PROJECT IDENT	AGENCY	ST ABBR	EST NUMB EMPL	REQUESTED TOTAL FUNDS	REQUESTED TITLE X FUNDS	REQUESTED OTHER FED FUNDS	REQUESTE STATE FUNDS	REQUESTE LOCAL FUNDS	REQUESTE PRIVATE FUNDS	TITLE X COST PER EMPLOYEE
II	08615504330	HEW	NM	25	232206	150000	82206	0	0	0	6000.0
II	08615506830	HEW	OK	21	226400	226400	0	0	0	0	10781.0
II	08615507030	HEW	OK	22	200380	200380	0	0	0	0	9108.2
II	08615507330	HEW	NM	10	75536	75536	0	0	0	0	7553.6
II	08615507530	HEW	OK	67	600000	600000	0	0	0	0	8955.2
II	08615508730	HEW	OK	38	446000	426000	0	0	20000	0	11210.5
II	08615523613	AGSCS	LA	10	82400	82400	0	0	0	0	8240.0
II	08615523713	AGSCS	LA	10	82400	82400	0	0	0	0	8240.0
II	08615524313	AGSCS	LA	5	41200	41200	0	0	0	0	8240.0
II	08615575414	AGFS	NM	8	32600	30600	2000	0	0	0	3825.0
II	08615632815	APHIS	LA	1	13587	11455	2132	0	0	0	11455.0
II	08615632915	APHIS	AR	2	27174	22910	4264	0	0	0	11455.0
II	08615646815	APHIS	TX	76	937133	937133	0	0	0	0	12330.7
II	08615677574	ARBA	AR	63	767965	767965	0	0	0	0	12189.9
II	08615681174	ARBA	NM	7	50000	50000	0	0	0	0	7142.9
II	08615681374	ARBA	NM	7	50000	50000	0	0	0	0	7142.9
II	08615681974	ARBA	NM	10	40000	40000	0	0	0	0	4000.0
II	08615682174	ARBA	NM	15	35000	35000	0	0	0	0	2333.3
II	08615682374	ARBA	NM	20	60000	60000	0	0	0	0	3000.0
II	08615682674	ARBA	NM	15	128000	70000	58000	0	0	0	4666.7
II	08615685874	ARBA	OK	24	100000	100000	0	0	0	0	4166.7
II	08615686474	ARBA	OK	15	25000	25000	0	0	0	0	1666.7
II	08615737591	CSA	OK	42	250000	250000	0	0	0	0	5952.4
II	08615737691	CSA	OK	48	386000	356000	30000	0	0	0	7416.7
II	08615737891	CSA	OK	36	248000	230000	18000	0	0	0	6388.9
II	08615738091	CSA	OK	13	80344	80344	0	0	0	0	6180.3
II	08615738491	CSA	OK	67	248066	247066	0	1000	0	0	3687.6
II	08615738591	CSA	OK	43	244000	240000	0	4000	0	0	5581.4
II	08615738891	CSA	OK	56	400000	400000	0	0	0	0	7142.9
II	08615738991	CSA	NM	9	79488	79488	0	0	0	0	8832.0
II	08615739291	CSA	NM	23	156524	156524	0	0	0	0	6805.4
II	08615739891	CSA	LA	16	106513	106513	0	0	0	0	6657.1
II	08615739991	CSA	LA	24	170065	170065	0	0	0	0	7086.0
II	08615740091	CSA	LA	9	62385	62385	0	0	0	0	6931.7
II	08615741291	CSA	AR	24	221250	205850	2500	0	12500	500	8577.1
II	08615741891	CSA	TX	31	218103	204200	11403	0	0	2500	6587.1
II	08615741991	CSA	TX	25	277200	277200	0	0	0	0	11088.0
II	08615742791	CSA	TX	25	40000	40000	0	0	0	0	1600.0
II	08615743191	CSA	AR	20	138425	130125	8300	0	0	0	6506.2
II	08615743291	CSA	AR	20	140426	135626	4800	0	0	0	6781.3
II	08615743391	CSA	AR	9	62100	62100	0	0	0	0	6900.0
II	08615748591	CSA	TX	6	34942	34942	0	0	0	0	5823.7
II	08615748991	CSA	TX	118	718240	646416	0	71824	0	0	5478.1
II	08615749091	CSA	TX	754	4589434	4130491	0	458943	0	0	5478.1
II	08615749191	CSA	TX	20	187000	187000	0	0	0	0	9350.0
II	08615749291	CSA	TX	28	170580	170580	0	0	0	0	6092.1
II	08615749491	CSA	TX	20	146000	146000	0	0	0	0	7300.0
II	08615750291	CSA	LA	70	554043	554043	0	0	0	0	7914.9
II	08615750591	CSA	LA	23	143845	143845	0	0	0	0	6254.1

APPROVED EDA TITLE X PROJECTS FOR ROUNDS I AND II
SORTED BY EDA PROJECT ID WITHIN ROUND

RND	EDA PROJECT IDENT	AGENCY	ST ABBR	EST NUMB EMPL	REQUESTED TOTAL FUNDS	REQUESTED TITLE X FUNDS	REQUESTED OTHER FED FUNDS	REQUESTE STATE FUNDS	REQUESTE LOCAL FUNDS	REQUESTE PRIVATE FUNDS	TITLE X COST PER EMPLOYEE
II	08615750791	CSA	LA	505	3637781	3637781	0	0	0	0	7203.5
II	08615750991	CSA	LA	33	208382	208382	0	0	0	0	6314.6
II	08615751091	CSA	AR	88	597279	567279	0	0	30000	0	6446.4
II	08615751291	CSA	TX	44	318000	318000	0	0	0	0	7227.3
II	08615751491	CSA	TX	22	175000	52500	0	122500	0	0	2386.4
II	08615751591	CSA	TX	8	52000	52000	0	0	0	0	6500.0
II	08615751791	CSA	TX	71	432161	388945	0	43216	0	0	5478.1
II	08615751891	CSA	TX	271	2167425	1733940	0	0	433485	0	6398.3
II	08615776761	DOLMA	LA	20	120000	120000	0	0	0	0	6000.0
II	08615834566	JUSLEA	NM	87	149485	149485	0	0	0	0	1718.2
II	08615852566	JUSLEA	NM	16	26320	15000	0	0	11320	0	937.5
II	08615866841	HUDOS	OK	50	900000	720000	0	0	180000	0	14400.0
II	99615133954	INTBIA	AZ	115	1000000	1000000	0	0	0	0	8695.7
II	99615258380	DOT	99	70	1200000	1200000	0	0	0	0	17142.9
II	99615414130	HEW	NM	55	687500	550000	137500	0	0	0	10000.0
II	99615418430	HEW	99	110	3788000	500000	3288000	0	0	0	4545.5
II	99615585730	HEW	AZ	550	1425000	1200000	0	0	225000	0	2181.8
II	99615693674	ARBA	99	5	50000	50000	0	0	0	0	10000.0
******	SUBTOTALS FOR - RND = II			72294	601890432	378958908	110122902	47540768	47370592	16807484	*****

APPROVED EDA TITLE X PROJECTS FOR ROUNDS I AND II
SORTED BY EDA PROJECT ID WITHIN ROUND

RND	EDA PROJECT IDENT	AGENCY ABBR	ST	EST NUMB EMPL	REQUESTED TOTAL FUNDS	REQUESTED TITLE X FUNDS	REQUESTED OTHER FED FUNDS	REQUESTE STATE FUNDS	REQUESTE LOCAL FUNDS	REQUESTE PRIVATE FUNDS	TITLE X COST PER EMPLOYEE
******	SUBTOTALS FOR - TOTAL = ALL			****	775761136	502808888	127889013	54363916	67609901	21999457	*****

Senator MCCLURE. The next witness is Mr. John Eden, Deputy Under Secretary of Commerce and Acting Special Assistant to the Secretary for Regional Economic Coordination.

Mr. Eden, I understand that this is your first appearance before this committee.

Mr. EDEN. Yes, sir, Mr. Senator.

Senator MCCLURE. I appreciate the opportunity to see this maiden voyage.

STATEMENT OF JOHN EDEN, DEPUTY UNDER SECRETARY OF COMMERCE AND ACTING SPECIAL ASSISTANT TO THE SECRETARY FOR REGIONAL ECONOMIC COORDINATION, ACCOMPANIED BY GEORGE MILNER

Mr. EDEN. I am very pleased to be here.

I was very interested in your earlier comments. I am sorry I couldn't have been here a little bit earlier. I do have a prepared statement, which I would like to read at the outset.

Mr. Chairman and members of the committee, I am pleased to have the opportunity to appear before you with respect to S. 2228 and the Regional Commissions created under title V of the Public Works, and Economic Development Act of 1965, as amended.

S. 2228 would amend section 509 of the Act and extend funding authorizations through September 30, 1979.

This is the Administration's recommendation and Secretary Richardson and I strongly support it.

On February 23, Secretary Richardson met with the Rural and Urban Development Committee of the National Governors' Conference. Speaking to the Governors' Committee, Secretary Richardson said:

> I strongly favor taking those steps that encourage flexibility, innovation and self-determination on the part of State Governors. The Regional Commissions follow such a philosophy.

I fully share the Secretary's view and intend to work with the Federal Cochairmen and with the Governors in making the Regional Commissions as effective as possible. I think highly of the joint Federal-State role of the Commissions and their potential in fostering economic development.

This committee in the last session drafted legislation, Public Law 94–188, which gives the Regional Commissions explicit program authorities in four critical areas: energy, transportation, vocational education and health. These are areas in which the Commissions had worked under their preexisting authority.

However, in the words of the Committee Report:

> The new authority . . . is designed to allow the Commissions to address individual problems facing each region.

These new authorities have not yet been implemented. Until the Commissions have had experience in using them, and the Congress and the Executive Branch have had an opportunity to evaluate their effect, we do not believe substantive changes should be made in title V.

I should also note the requirement of Public Law 94–188 that Regional Commission plans be submitted to this committee by April

30, 1976. The plans will be sent to the committee by that date and we look forward to having the committee's reaction to them.

Plan revision is an ongoing process. Last month Federal Executive Branch agencies reviewed the draft Ozarks revised plan and made a number of recommendations to the Commission concerning it. These recommendations are now under study.

The other four original Commissions are in the process of updating their plans, which were originally approved in the early 1970's. The two newer Commissions are expected to submit their draft plans to the Department of Commerce for review within the next few months.

Much of the time of the committee in the past few days has been devoted to obtaining the views of the Governors, who are equal participants in the Regional Commission program.

The views which have been expressed are also of substantial interest to us and we shall give them full consideration. In this connection let me quote from Secretary Richardson's comments to the Governors at the National Governors' Conference:

> The Department of Commerce will continue to rely on the observations and judgments of the 31 governors involved in these programs, soliciting their advice on what changes and approaches might be taken. If these Commissions provide a service to States, as I strongly believe they do, then they should be continued and perhaps expanded.
>
> But if they turn into bureaucratic burdens for the States, then they will have defeated their purpose. We certainly intend to keep that from happening.

That concludes my prepared remarks. I would be delighted to answer any questions which you might have.

Senator McCLURE. Thank you, Mr. Secretary.

In the 1975 amendments, we discussed the idea of a formula for the distribution of funds to the Regional Commissions. The idea was to begin to recognize the different levels of need among the Commissions.

Perhaps that formula that was proposed and discussed may have been too rigid or inflexible.

Let me address this question. Do you believe that a formula allocation would be helpful?

Mr. EDEN. I think it would be helpful. However, at the level of our funding which we have now and anticipate, we feel the application of a formula would adversely affect some of the Commissions in an inordinate manner and limit their program to the extent that it would be less than in prior years and below what they could reasonably live with.

So we have taken the position, with our request for this year, that we simply divide the funds on an equal basis.

But in the long-range philosophical point of view of it, I think a formula is useful because it does apply greater emphasis to those areas of greater need.

Senator McCLURE. But for the shortrange and the present level of funding, you would not favor a formula distribution?

Mr. EDEN. That is our position right now, yes.

Senator McCLURE. Almost all of the Regional Commissions are now whole State regions. Many of these were started smaller and were expanded at the urging of the Department, which may facilitate planning and coordination in those regions.

What is the Department's policy now on the selection of projects and focusing of funds? Do you agree that the Commissions should continue to serve their original objectives and focus on lagging areas through project selection or allocation of funds?

Mr. EDEN. Our feeling is that we need to give additional emphasis, stronger emphasis, to the regional funding and regional activities within the Commissions, rather than picking out isolated areas within each Commission. We think we need to give stronger emphasis to things that can affect an entire region.

Senator MCCLURE. Could you supply the committee with copies of the proposed regulations implementing the new authorities under title V?

Mr. EDEN. Yes, sir, we can.

[Information requested by Senator Montoya and the proposed regulations follow:]

69-393 O - 76 - 27

UNITED STATES DEPARTMENT OF COMMERCE
Office of the Secretary
Washington, D.C. 20230

MAR 29 1976

Honorable Joseph M. Montoya
United States Senate
Washington, D. C. 20510

Dear Senator Montoya:

During the hearing on March 15, 1976, before the Senate Subcommittee on Economic Development, you requested that the Federal Cochairmen of the Title V Regional Commissions furnish you with a list of the Federal and non-Federal staffing for the Commissions. Such a list is enclosed.

You also indicated an interest in the percentage of appropriated funds being spent for administration as well as for supplemental and technical assistance grants. The enclosed table shows for the years 1974 through 1977 the breakdown of obligations for Federal administration, administrative grants to the commissions, and supplemental and technical assistance grants.

During my testimony on March 17, Senator McClure asked to see the draft regulations being developed to implement Public Law 94-188.

Enclosed is a copy of my transmittal letter to Senator McClure, as well as a copy of the draft guidelines which will eventually be published as proposed regulations once the Regional Commissions have had an opportunity to work with them. Guidelines on Section 205 of Public Law 94-188, "Health and Nutrition Demonstration Projects," are still in the development stage and will be forwarded to you at a later date.

Sincerely,

John W. Eden
Acting Special Assistant to the Secretary
for Regional Economic Coordination

Enclosures

UNITED STATES DEPARTMENT OF COMMERCE
Office of the Secretary
Washington, D.C. 20230

MAR 2 9 1976

Honorable James A. McClure
United States Senate
Washington, D. C. 20510

Dear Senator McClure:

During my appearance before the Senate Subcommittee on Economic Development on March 17, 1976, you indicated an interest in seeing the proposed regulations implementing Public Law 94-188.

Enclosed is a copy of the draft guidelines which will eventually be published as proposed regulations once the Title V Regional Commissions have had an opportunity to work with them. Guidelines on Section 205 of Public Law 94-188, "Health and Nutrition Demonstration Projects," are still in the development stage and will be forwarded to you at a later date.

We are also enclosing a copy of a letter sent to Senator Montoya forwarding information he requested for the record during the appearance of the Federal Cochairmen on March 15, 1976.

Sincerely,

(signed) JOHN W. EDEN

John W. Eden
Acting Special Assistant to the Secretary
for Regional Economic Coordination

Enclosures

cc: Honorable Joseph M. Montoya

REGIONAL ACTION PLANNING COMMISSIONS

13X2100

REGIONAL DEVELOPMENT PROGRAMS

OBLIGATIONS ($ in 000's)

	ACTUAL 1974	%	ACTUAL 1975	%	EST. 1976	%	EST. 1977	%
Federal Administration	1,667	4.1	2,070	5.2	2,732	4.0	2,628	6.2
Administrative Grants	1,161	2.8	1,329	3.3	1,384	2.0	1,528	3.6
Supplemental Grants	16,821	41.1	16,224	40.6	29,516	43.4	15,844	37.6
Technical Assistance	21,286	52.0	20,331	50.9	34,474	50.6	22,200	52.6
Totals	40,935	100.0	39,954	100.0	68,106	100.0	42,200	100.0

Figures include Federal Administration and Technical Assistance for the Office of Regional Economic Coordination.

REGIONAL ACTION PLANNING COMMISSIONS
STAFFING

FEDERAL

NON-FEDERAL

Coastal Plains

Title	Title	
Federal Cochairman	Executive Director	Administrative Assistant
Planning and Liaison Officer	Program Director	Secretary
Special Assistant	Program Director	Secretary
Special Assistant	Program Director	Secretary
Fiscal and Project Review Officer	Program Director	Secretary
Secretary	Program Director	
Administrative Secretary	Plans and Evaluation Officer	
Secretary (temporary)	Administrative Officer	
Consultant	Executive Secretary	

Four Corners

Federal Cochairman	Executive Director	Title X Clerk
Regional Program Coordinator	Water Specialist	Receptionist-Steno
Special Assistant	Recreation & Tourism Coordinator	Secretary-Supplemental Grants Coordinator
Grants Management Specialist	Technical Assistance Coordinator	
Budget and Fiscal Analyst	Executive Secretary	
Secretary	Administrative Assistant	
Administrative Assistant	Contract Officer	
Student Assistant (temporary)	Secretary - Computer Terminal Operator	

New England

Federal Cochairman	Energy Program Director	Chief, Program Monitoring Office
Special Assistant	Program Development Specialist	
Special Assistant	Secretary	Program Monitoring Officer
Special Assistant	Economic Development Director	Program Monitoring Officer
Secretary	Economist	Legal Counsel/Administrative
Secretary	Transportation Director	Budget and Fiscal Analyst

FEDERAL	NON-FEDERAL	
New England (cont'd)		
Secretary	Secretary	Secretary
Student Assistant (temporary)	Administrative Assistant	Administrative Assistant
	Secretary	
	Special Representative to State Cochairman	
Old West		
Federal Cochairman	Executive Director	Secretary
Fiscal and Program Officer	Senior Economist	
Program Coordinator	Planner	
Program Officer	Secretary	
Attorney-Adviser	Information Specialist	
Secretary	Information Specialist	
Secretary	Industrial Development Specialist	
Clerk (temporary)	Energy Economist	
Ozarks		
Federal Cochairman	Director	Computer Operator
Economist	Grants Officer	Secretary
Special Assistant	Transportation Coordinator	Secretary - Receptionist
Secretary	Regional Planner	Kansas Liaison Officer
Secretary	Systems Coordinator	Arkansas Liaison Officer
Secretary	Program Officer	Oklahoma Liaison Officer
Program Assistant	Administrative Officer	Missouri Liaison Officer
		Secretary
Pacific Northwest		
Federal Cochairman	Executive Director	
Special Assistant	Program Coordinator	
Staff Assistant	Program Coordinator	
Special Assistant	Administrative Assistant	
Program Assistant	Receptionist	
	Secretary	

FEDERAL	NON-FEDERAL	
Pacific Northwest (cont'd)		
Administrative Assistant		
Administrative Assistant		
Clerk-typist (part time)		
Upper Great Lakes		
Federal Cochairman	Coordinator for Indian Programs	Commission Special Employee
Special Assistant	Clerk-typist	Secretary
Special Assistant	Commission Special Employee	Secretary
Secretary	Secretary	
Secretary	Commission Special Employee	
Administrative Assistant (part time)	Technical Assistance Administrator	

DRAFT

The purpose of these guidelines is to implement new program authorities and legislative amendments to Title V of the Public Works and Economic Development Act of 1965, as amended, (42 U.S.C. 3181 et seq.) contained in Public Law 94-188.

The guidelines are organized in such a manner as to be easily converted into regulations amending Chapter V, Title 13, of the Code of Federal Regulations after the Regional Commissions have had an opportunity to work with them.

Guidelines on section 205 of Public Law 94-188, "Health and Nutrition Demonstration Projects," are being developed and will be circulated in the near future.

3/25/76

Pages 1-2

PREAMBLE
(Reserved)

3

PART 500 -- ECONOMIC DEVELOPMENT REGIONS

1. Section 500.3 is amended by revising paragraph (b) to read as follows:

§500.3 Criteria for designation.

* * * * *

(b) With the exception of Alaska and Hawaii and the Commonwealth of Puerto Rico and the Virgin Islands and the States of California and Texas, the region is within contiguous States, and ***

4

PART 520 -- REGIONAL COMMISSIONS

2. Section 520.1 is amended by numbering the existing paragraph "(a)" and by adding a new paragraph "(b)" to read as follows:

§520.1 Establishment.

(a) ***

(b) If the Secretary finds that the State of Alaska or the State of Hawaii or the State of California or the State of Texas meets the requirements for an economic development region, he may at the request of the Governor of the affected State establish a Commission for such State.

3. Section 520.2 is amended by revising paragraph (b) as follows:

§520.2 Membership.

(a) ***

(b) The Federal Cochairman is appointed by the President, by and with the advice and consent of the Senate, and may have an alternate who is similarly appointed. The State member shall be the Governor. Each State member may have a single alternate appointed by the Governor from among the members of the Governor's cabinet or the Governor's personal staff.

4. Section 520.3 is amended to read as follows:

§520.3 Initial meeting.

The Federal Cochairman, after appointment by the President and confirmation by the Senate, is authorized to call the initial organizational meeting of the regional commission at which time, among other things, the State members of the commission shall elect a State Cochairman from among their number for a term of not less than one year, and the commission may declare its establishment, adopt a charter listing its functions, and adopt resolutions governing the internal administration of the commission.

5

5. Section 520.4 is revised to read as follows:

§520.4 Voting.

(a) Decisions by a regional commission require the affirmative vote of the Federal Cochairman and a majority, or at least one if only one of two, of the State members.

(b) No decision involving commission policy, approval of regional development plans, implementing investment programs or allocating funds among the States may be made without a quorum of State members present.

(c) A State alternate shall not be counted toward the establishment of a quorum of the commission in any instance in which a quorum of the State members is required to be present. No commission power or responsibility specified in (b) of this subsection, nor the vote of any commission member, may be delegated to any person not a commission member or who is not entitled to vote in commission meetings.

(d) A State's single designated alternate may vote in the absence of the Governor at a meeting at which a quorum of Governors is required, but the alternate does not count toward establishing a quorum.

(e) An alternate may vote in the event of the absence, death, disability, removal, or resignation of the State member or Federal Cochairman for which he is an alternate.

(f) The Federal Cochairman shall not vote in the election of a State Cochairman or on the determination of the share of administrative expenses to be contributed by each State.

6. A new Part 551 is added to read as follows:

6

PART 551 -- REGIONAL TRANSPORTATION

Sec.

551.1 Authority and purpose.
551.2 Studies and investigations.
551.3 Regional transportation networks.
551.4 Transportation demonstration projects.
551.5 Grants for planning, construction, purchase of equipment and operation of demonstration projects.
551.6 Construction or equipment of any component of a regional transportation demonstration projects.
551.7 Project financing.
551.8 Limitation on funds.
551.9 Eligible grant applicants.
551.10 Transfer of funds.

Authority: 42 U.S.C. 3192; 42 U.S.C. 3211; Executive Order 11386 (December 28, 1967); and Department of Commerce Organization Order 15-5 (August 30, 1975).

§551.1 Authority and purpose.

Section 513 of the Act (42 U.S.C. 3192) authorizes each regional commission, with the assistance of the Secretary of Transportation, to conduct investigations and studies of the region's transportation needs, to make grants for the planning of regional transportation networks, and to make grants for the construction, purchase of equipment, and operation of transportation demonstration projects.

§551.2 Studies and investigations.

(a) Each regional commission, with the assistance of the Secretary of Transportation, is authorized to conduct and facilitate full and complete investigations and studies of the transportation needs of its economic development region established under section 501 (42 U.S.C. 3181) of the Act.

(b) Such studies and investigations should analyze the effectiveness of regional transportation systems for meeting the purposes of the Act.

7

(c) Information gathered from such studies and investigations should determine the types of transportation facilities needed in the region and be of value in planning for such transportation facilities.

§551.3 Regional transportation networks.

Each regional commission, with the assistance of the Secretary of Transportation, is authorized to make grants for the planning of regional transportation networks.

(a) The plans for these transportation networks should develop the proper mix of all transportation modes so as to best serve the economic, social, and environmental interests of the region. (Senate Report 94-278.)

(b) As the regional commissions study and plan their transportation systems, they should not only plan new systems but should study existing transportation programs and attempt to integrate their plans with these ongoing transportation programs. (Senate Report 94-278.)

§551.4 Transportation demonstration projects.

A regional transportation demonstration project should meet the following requirements:

(a) Responds to an identified transportation need or problem in the region.

(b) Possesses innovative characteristics for the area or region.

(c) Has objectives which are realistically attainable.

(d) May provide a useful model for others to emulate.

(e) Attracts other resources to assist in meeting a part of the cost and the total costs shall be reasonable in relation to the need for the project and the benefits to be gained.

§551.5 Grants for planning, construction, purchase of equipment and operation of demonstration projects.

Each regional commission, with the assistance of the Secretary of Transportation, is authorized to make grants for the construction, purchase of equipment, and operation of transportation demonstration projects. Such funds:

(a) Should be used for projects which possess new or refined organizational,operational, or technical approaches to meet regional transportation needs. (Senate Report 94-278.)

(b) May be used for payment of operating deficits.

(c) Should not be used in lieu of private capital particularly to construct facilities although useful to the development of a particular resource of the various regions. (Senate Report 94-278.)

§551.6 Construction or equipment of any component of a regional transportation demonstration project.

(a) No grant for the construction or equipment for any component of a demonstration transportation project shall exceed 80 percent of such cost.

(b) The Federal contribution may be provided entirely from funds authorized under section 513 of the Act (42 U.S.C. 3192) or in combination with funds authorized under other Federal grant-in-aid programs for the construction of transportation facilities.

(c) The Federal portion of project costs shall not exceed 80 percent of project costs and funds authorized under section 513 of the Act may be used to increase the Federal share of any such project to 80 percent of the cost of such facilities.

9

§551.7 Project financing.

Grants under this part shall be made solely out of funds specifically appropriated for the purpose of carrying out Title V of the Act and shall not be taken into account in the computation of the allotments among the States made pursuant to any other provisions of law.

§551.8 Limitation on funds.

In carrying out this part no regional commission shall expend more than $5,000,000 in any one fiscal year.

§551.9 Eligible grant applicants.

(a) States in the region, alone or with another member State, as well as any political subdivision of the States. (OREC)

(b) Agencies of State and local governments. (OREC)

(c) Local multijurisdictional or State public transportation authorities. (OREC)

(d) State or Federally licensed or certificated common carriers that the commission may approve. (OREC)

(e) Such other institutions or organizations permitted by law and approved by the commission.

§551.10 Transfer of funds.

When the contribution is supplied by the commission and is provided in combination with funds available under other Federal grant-in-aid programs, the Federal Cochairman will where appropriate, transfer funds for the construction, purchase of equipment, and operation (including

9a

payment of operation deficits) of such projects to the basic Federal grant agency administering the grant program or project being supplemented pursuant to a grant agreement between the Federal Co-chairman and the appropriate official of the basic agency.

7. A new Part 552 is added to read as follows:

10

PART 552 -- ENERGY DEMONSTRATION PROJECTS AND PROGRAMS

Sec.

552.1 Authority and purpose.
552.2 Regional energy policy.
552.3 Energy-related demonstration programs and projects.
552.4 Grants for demonstration programs and projects.
552.5 Limitation on funds.
552.6 Transfer of funds.
552.7 Eligible grant applicants.

Authority: 42 U.S.C. 3194; 42 U.S.C. 3211; Executive Order 11386 (December 28, 1967); and Department of Commerce Organization Order 15-5 (August 30, 1975).

§552.1 Authority and purpose.

Section 515 of the Act (42 U.S.C. 3194) authorizes each regional commission to carry out energy-related demonstration projects and programs. Each regional commission should develop a regionwide strategy for (1) anticipating the effects of alternative energy policies, and practices, (2) planning for accompanying growth and change so as to maximize social and economic benefits and minimize the social and environmental costs, and (3) implementing programs and projects to be carried out in the region by Federal, State and local government agencies in a coordinated way so as to better meet the special problems generated in the region by the Nation's energy needs and policies. Such special problems include those related to transportation, housing, community facilities and human services.

§552.2 Regional energy policy.

To formulate regional energy policies, the Federal Cochairmen and the regional commissions shall work closely with those Federal and State agencies having primary responsibility for developing national energy policy and basic energy research and development. (Senate Report 94-278.)

11

§552.3 Energy-related demonstration programs and projects.

Each regional commission is authorized to carry out energy-related demonstration projects and programs within its region, including programs and projects addressing the social, economic, and environmental impact of energy development, requirements, and utilization.

An energy-related demonstration project should meet the following requirements:

(a) Responds to an identified energy impact or problem in the region. (OREC)

(b) Possesses innovative characteristics for the area or region. (OREC)

(c) Has objectives which are realistically attainable. (OREC)

(d) May provide a useful model for others to emulate. (OREC)

(e) Attracts other resources to assist in meeting a part of the cost and the total costs should be reasonable in relation to the need for the project and the benefits to be gained. (OREC)

§552.4 Grants for demonstration programs and projects.

(a) Grants shall be made only to those projects which are developed through regional planning designed to identify the effects of regional resource development, requirements, utilization, and impact.

(b) The Federal contribution may be provided entirely from funds authorized under section 515 of the Act (42 U.S.C. 3194) or in combination with funds authorized under other Federal grant-in-aid programs.

§552.5 Limitation on funds.

In carrying out this part no regional commission shall expend more than $5,000,000 in any one fiscal year.

§552.6 Transfer of funds.

When the contribution is supplied by the commission and is provided in combination with funds available under other Federal grant-in-aid programs, the Federal Cochairman will,where appropriate, transfer funds for such projects to the basic Federal grant agency administering the grant program or project being supplemented pursuant to a grant agreement between the Federal Co-chairman and the appropriate official of the basic agency.

§552.7 Eligible grant applicants.

(a) States in the region alone or with another member State as well as any political subdivision of the States. (OREC)

(b) Agencies of State and local governments. (OREC)

(c) Such other institutions or organizations permitted by law and approved by the commission. (OREC)

8. A new Part 553 is added to read as follows:

Pages 13-22

PART 553 -- HEALTH AND NUTRITION DEMONSTRATION PROJECTS

23

PART 554 -- EDUCATION DEMONSTRATION PROJECTS

Sec.

554.1 Authority and purpose.
554.2 Program objectives.
554.3 Criteria for demonstration programs and projects.
554.4 Grant limitations.
554.5 Project financing.
554.6 Applicant grant eligibility.
554.7 Transfer of funds.

Authority: 42 U.S.C. 3196; 42 U.S.C. 3211; Executive Order 11386 (December 28, 1967); and Department of Commerce Organization Order 15-5 (August 30, 1975).

§554.1 Authority and purpose.

Section 517 of the Act (42 U.S.C. 3196) authorizes vocational and technical education demonstration programs. The regional commissions are authorized to approve and fund grants through the Secretary of Health, Education, and Welfare, for planning, constructing, equipping, and operating vocational and technical education projects which will serve to demonstrate areawide educational planning, services, and programs.

§554.2 Program objectives.

The primary objective of this program is to expand the opportunities for people in the region to obtain vocational and technical training and to tailor vocational courses to current and projected job market needs and on a more general basis, throughout the nation. (Senate Report 94-278.)

In pursuit of these objectives the regional commissions may support demonstration projects which include but are not limited to the following:

(1) Training in reading and other basic communication skills.

(2) Programs for disadvantaged and handicapped students.

(3) Counselling and guidance services.

(4) In-service education of teachers.

(5) Career education development for students and adults.

(6) Home-based multi-media individual study or self-paced centers.

(7) Placement services.

(8) Innovative facility and equipment projects, such as mobile classrooms or mobile guidance facilities. (Senate Report 94-278.)

§554.3 Criteria for demonstration programs and projects.

Vocational and technical education projects should meet the following requirements:

(a) Are in publicly-owned facilities.

(b) Identify specific objectives and the methodology to be employed in attaining these objectives. (OREC)

(c) Correct deficiences that the plan for the demonstration project reveals to be most inhibiting to economic and social development. (OREC)

(d) Provide curricula and courses which correct imbalances between present training resources and programs and the demand for skills projected for the region. (OREC)

(e) May provide a useful model for others to emulate. (OREC)

(f) Appear to be reasonable in cost in relation to the necessity for and the benefits to be derived from the project; (OREC)

(g) Can attract other resources to assist in meeting a portion of the costs, consistent with provisions of §554.4.

§554.4 Grant limitations.

(a) No grant for the construction or equipment of any component of a vocational and technical education demonstration project shall exceed 80 percent of its cost.

(b) No grant for expenses of planning necessary for the development and operation of a vocational and technical education demonstration project shall exceed 75 percent of such expenses.

(c) No grant for planning, construction, operation or equipment of a vocational technical education demonstration project shall be made unless the facility is publicly owned.

(d) Grants under section 517 of the Act (42 U.S.C. 3196) for operation of components of vocational and technical educational demonstration projects, whether or not constructed by funds authorized by Title V of the Act, may be made up to 100 percent of the costs for the two-year period beginning on the first day that such component is in operation as a part of the period. Thereafter,

(1) For the next three years of operation, such grants shall not exceed 75 percent of such costs; and

(2) No grants for operation of such projects shall be made after five years following the commencement of the initial grant for operation of the project.

(e) An education-related facility constructed under Title I of this Act (42 U.S.C. 3121) may be a component of a vocational and technical education demonstration project eligible for operating grant assistance under section 517 of the Act.

§554.5 Project financing.

(a) The Federal contribution may be provided entirely from funds appropriated to carry out section 517 of the Act or in combination with funds available under other Federal grant-in-aid programs providing assistance for education-related facilities or services. Notwithstanding any provisions of law limiting the Federal share in such programs, funds appropriated to carry out section 517 may be used to increase the Federal share to the maximum percentage cost authorized by the applicable paragraph of section 517 of the Act.

(b) Grants under this part shall be made solely out of funds specifically appropriated for the purpose of Title V of the Act and shall not be taken into account in any computation of allotments among the States pursuant to any other law.

§554.6 Applicant grant eligibility.

(a) States in the region, alone or with another member State, as well as any political subdivision of the States.

(b) Agencies of State and local governments.

(c) Such other institutions or organizations permitted by law and approved by the commission.

§554.7 Transfer of funds.

When the commission contribution is provided in combination with funds available under other Federal grant-in-aid programs, the Federal Cochairman will transfer such funds to the basic Federal grant agency administering the grant program or project pursuant to a grant agreement between the Federal Cochairman and the appropriate official of the basic agency.

10. A new Part 555 is added to read as follows:

PART 555 -- INDIGENOUS ARTS AND CRAFTS DEMONSTRATION PROJECTS

Sec.
555.1 Authority and purpose.
555.2 Eligible grant applicants.
555.3 Limitation on funds.

Authority: 42 U.S.C. 3194; 42 U.S.C. 3211; Executive Order 11386 (December 28, 1967); and Department of Commerce Organization Order 15-5 (August 30, 1975).

§555.1 Authority and purpose.

Pursuant to section 515 of the Act (42 U.S.C. 3194), each regional commission is authorized to carry out demonstration projects within its region in connection with the development and stimulation of indigenous arts and crafts of the region.

§555.2 Eligible grant applicants.

(a) States in the region, alone or with another member State, as well as any political subdivision of the States. (OREC)

(b) Agencies of State and local governments. (OREC)

(c) Indian tribe, band, group, pueblo recognized by the Federal Government or by the States of the region in which the tribe, band, group, or pueblo is located. (OREC)

(d) Nonprofit or tax supported organizations established to foster and encourage development of indigenous arts and crafts. (OREC)

§555.3 Limitation on funds.

In carrying out this part no regional commission shall expend more than $2,500,000 in any one fiscal year.

Senator MCCLURE. Does staff have any further questions? If not, thank you very much, Mr. Secretary.

Mr. EDEN. Thank you.

Senator MCCLURE. We welcome you before this committee and look forward to seeing you back when we discuss title V further.

Mr. EDEN. I look forward to being back with you.

Senator MCCLURE. I am delighted that the committee and the Administration have found some common agreement.

Mr. EDEN. I would like to express my personal strong interest in this program and enthusiasm for its activities.

Senator MCCLURE. Thank you very much, Mr. Secretary.

The next witness is Mr. Ralph Widner, director of the Academy for the Study of Contemporary Social Problems of the Battelle Memorial Institute in Columbus, Ohio.

Your entire statement will appear in full in the record and if you would summarize it we would appreciate it.

STATEMENT OF RALPH R. WIDNER, PRESIDENT, ACADEMY FOR CONTEMPORARY PROBLEMS

Mr. WIDNER. I wonder if I might correct the record on one point. The institution with which I am affiliated, the Academy for Contemporary Problems, is a research center operated by the Council of State Governments, the International City Management Association, the National Association of Counties, the National Conference of State Legislatures, the National League of Cities, and the U.S. Conference of Mayors, and has no affiliation with the Battelle Memorial Institute or Ohio State University.

Senator MCCLURE. I appreciate the correction.

Mr. WIDNER. But I am not speaking in the name of those organizations, nor of the Academy but rather in my past capacities in the field of economic development working with this committee. I was requested by the chairman to come today to talk about some of the long-term issues and will briefly cover those because they are in the written statement.

I think, Senator, you brought out some of the main issues that I see which now loom very large on the horizon and have to do with the long-term direction of the programs under this Act and indeed other acts that are similar in purpose.

Essentially, I see seven or eight major changes which have occurred since you enacted this legislation in 1965.

The first, as you pointed out, is that in 1965 the persistent unemployment in the United States tended to be in the rural and more remote sections of the country and tied to resource based or slow growth industries. We have seen in recent years a rather dramatic change in that pattern.

Senator DOMENICI [presiding]. I would greatly appreciate it if you will let us make the full statement a part of the record and then you address the issues in a few moments with us. If that meets with your approval, we will start it that way.

Mr. WIDNER. Yes, sir, I will take about 3 minutes to summarize the gist of the statement.

Basically, I was requested by the chairman to come today to testify about some of the long-term developments in the economy which

might give some cause for reconsidering some elements in the act and redirecting them.

I attempt to set forth seven, but propose that you might think in terms of establishing some sort of a Commission, perhaps next year, to take a look at these and do a very careful assessment of what the options might be for addressing these problems and have that Commission report back to you or the Secretary of Commerce with appropriate recommendations, so that the next time the Act is up, you might modify the legislation to fit some of these new conditions.

The first is the fact that there is a very distinct change in the patterns of distress in the country. Many of the counties we were concerned about in 1965, when the Act passed, are now beginning to do quite well. And areas that we used to think were going to be developing very rapidly are now in deep trouble.

The second is that it is clear that the future does not lie any longer with our large metropolitan areas, that the growth of the United States is now occurring in a very different set of communities and there are a number of reasons for that.

The third is that the regional patterns of distress have changed substantially from the South, out West and Appalachia to the industrial cities of the East, as you have indicated.

The next point is that the rural out-migration issue is pretty much a moot point, although there are still some areas that are suffering from this problem. Overall, the problem is now the intra-metropolitan migrations that are occurring and largely from the Northeast and Mideast toward the South and Southwest.

The next problem is the fact there are substantial reasons to believe we are going to see our economic growth rate return to something like its long-term historical level, which means the decline of about 15 or 20 percent in the growth rate in the 1980's over what we have known in the past decade or two. This has important implications for local and State governments as well as for the national government in terms of how many dollars we are going to have to work with.

It may call for a whole different mix of programs that won't rely so heavily on expenditures; the more effective use of private capital directing it in certain ways rather than to use public funds the way we have been able to do in the fifties and sixties.

There is a debate, as you know, over whether we are going to have a capital shortage or not. Some argue that it is just a definitional problem. Others argue it is a real one. The statement addresses that.

The other change, of course, is the very profound alteration in our demography. With the decline in the birth and fertility rates, we are going to get a very different population structure, but at the same time we have the war baby generation moving into the labor force.

We are going to have to create a very large number of new jobs which will place heavy demands on our capital and on public programs at a time when the economic growth rate may not be very high.

Then the final point is the change in the energy and resource picture over what we knew in 1965 and the impacts this will have regionally throughout the United States; a very profound alteration in the relationship of the resource rich regions and the resource poor regions.

All of this has led me to conclude that we are going to have to be a lot more creative in our approaches to these structural problems than we have in the past.

We are currently looking at some attempts in other countries that seem to us to have some utility in the United States. One that I just began looking at a few days ago is a practice the Japanese have had at the local level. They have created what they call public enterprise organizations, where they actually combine private capital and public capital in achieving public purposes at the local level for development.

There seems to be some interesting possibilities in that practice in Japan for applying them to the American experience.

We have to look at some of the issues that were developed earlier on the question of the energy impact regions. They are structural problems but they are not problems of economic decline.

We are slamming a lot of growth into places that don't have the structure at the moment to handle that growth. The question is what do we do with them.

Finally, the last point I make in the statement, Senator, has to do with the long-term policy with respect to the creation of these Regional Commissions.

Senator DOMENICI. I didn't hear that.

Mr. WIDNER. The long-term policy with respect to the creation of these Regional Commissions. There are three or four other regions of the country which are in the throes of debating about whether to apply to the Secretary of Commerce to establish title V Commissions.

We already have the vast majority of the States covered partially or in whole by these Commissions. It raises the question of whether the time is approaching a few years hence when we won't have to create some kind of nationwide structure that facilitates the multi-State-Federal cooperation that we currently get through these Commissions on some different kind of pattern than we have right now, because pretty soon we are going to run into a crazy problem.

For example, I know that the South is right now talking about creating another title V Commission in the South. I keep trying to envision in my mind what that might look like geographically between the Coastal Plains Commission and the Applachian Commission.

There is a strip we called the demilitarized zone down there. I can envision a new Commission being created in the South with one long finger sticking off it. These things will begin to look grotesque.

I think we are going to have to reassess the policy that is in the Act with respect to the creation of these Commissions and in the statement lay out some possibilities for discussion.

Senator DOMENICI. Mr. Widner, I am really apologetic that the kind of thoughts and concepts you have aren't presented today to a much broader spectrum of this institution. I commend the chairman for inviting you to share them with us.

I am delighted you reduced them to writing, because I think you are being generous in assuming that we could utilize the 3 years to do some of these studies. I think, as a matter of fact, it is rather late already.

There has been tremendous change and more is going to occur. Energy in and of itself is going to change this country drastically, whether we like it or not, both as to what we do in this country and where our people are.

To some extent even the utilization of manpower is going to be affected by changes in energy availability.

I am sorry that we don't have time to explore it with you further, but I commend you for it. I would tell you that there are many of us who are going to be interested in what you had to say here.

We know that your availability, because of what you are doing, will be there for some of us to utilize. We thank you for that.

One advantage to your recommendation is that it would be broader than any of the limitations that we now have in law. We have jurisdictional problems now and they may remain forever, but in a sense you are asking that if a broader based evaluation of EDA's thrust must occur, someone must do it and that we perhaps could be the stimulus to see that it gets done.

We have had the honor today of hearing from the head man from Ireland.

Mr. WIDNER. Don't miss that opportunity.

Senator DOMENICI. It is quite appropriate that we be there. We are going to be in joint session. Even as an Italian, I want to be there.

Mr. WIDNER. Thank you.

[Mr. Widner's prepared statement follows:]

TESTIMONY BEFORE THE
COMMITTEE ON PUBLIC WORKS
SUBCOMMITTEE ON ECONOMIC DEVELOPMENT
U.S. SENATE

March 17, 1976

by
Ralph R. Widner, President
Academy for Contemporary Problems
Columbus, Ohio

Mr. Chairman, it is a privilege to respond to your request to discuss the potential future role of Federal economic development programs in aiding our communities and regions to adjust to changing demographic and economic conditions.

I am Ralph R. Widner, President of the Academy for Contemporary Problems, a public policy research center jointly established last September by the Council of State Governments, International City Management Association, National Association of Counties, National Conference of State Legislatures, National League of Cities, and U.S. Conference of Mayors.

I am not testifying on behalf of the Member organizations of the Academy for Contemporary Problems nor the Academy itself. I am speaking solely as a long-time student of national economic development policy and a participant in the studies of the Science Advisory Panel of the Committee on Public Works in the House of Representatives last year as well as the former Executive Director of the Appalachian Regional Commission from 1965 to the end of 1971.

In recent years, the patterns of development in our communities and regions have begun to change in a number of important ways compared to those existing when you passed the Public Works and Economic Development in 1965. Alterations in program emphasis and structure under the Act now appear to be necessary.

But it would be foolish to make these adjustments quickly or haphazardly without very careful consideration of what these emerging conditions will require in the way of a Federal response. The most prudent course would appear to be to extend the present Act for a period of time sufficiently long to permit a considered plan to be developed for re-directing some aspects of the program.

Under the Public Works and Economic Development Act of 1974, you authorized grants to the states and larger urban communities to help them anticipate and plan for economic adjustments in

advance of major structural changes. The time is past due to undertake the same kind of assessment at the national level.

Perhaps the Committee could authorize a major Study Commission, advisory to the Committee itself, to undertake a considered evaluation of what alterations these emerging conditions will require under the Act.

Or perhaps the Secretary of Commerce could be directed to carry out such a study.

I believe it would be in the best interests of the program, however, if the body is comprised in part of outstanding authorities on economic and regional development in the United States. The undertaking would deserve our best efforts.

Consider some of the altered circumstances we confront.

Changing Conditions

o When the Public Works and Economic Development Act was first enacted in 1965, many of the areas of persistent unemployment and economic distress were rural, located in the more remote sections of the country, or tied to resource-based or slow growth industries.

Today, except in a few sections of the country, the great rural-to-urban migrations have come to an end. The painful process of mechanization that forced millions out of agriculture is about over. And manufacturing has loosened its early ties to the urban areas. A substantial percentage of new manufacturing plant construction is in rural areas quite distantly removed from metropolitan centers. Growth is beginning to occur in many rural centers creating a very different rural economy from the one we once knew.

o When the Public Works and Economic Development Act was passed in 1965, many economists were arguing that the future lay with out large metropolitan areas; that this was where most of our national growth was destined to be located.

Yet a brief ten years later, a quite different situation has emerged. Our very largest metropolitan areas -- those over two million in population -- and particularly those older metropolitan areas with employment heavily concentrated in manufacturing -- are losing both jobs and population. These are declines not just in the central cities, but the metropolitan areas as a whole.

69-393 O - 76 - 29

Between now and 1990, there may be as many as 40-45 major metropolitan areas where absolute declines in both population and economic activity will occur.

o When you enacted the Public Works and Economic Development Act in 1965, the high concentrations of distressed communities you earmarked for help were in the South, the Mountain West, Appalachia's coal fields, and areas along the country's northern rim.

A map of distressed areas begins to show a very different pattern. The South and Southwest have emerged as the nation's major growth regions. The energy-rich areas of Appalachia and the Rocky Moutains West are suddenly posting impressive improvements. It is the energy-deficit areas of the industrialized and urbanized Midwest and Northeast where we now see signs of basic trouble.

These are not parts of the country involved in the Title V program. They have no regional commissions. Yet they contain the highest percentage of national population in interstate metropolitan areas and share many economic, social, and physical problems that cross state boundaries.

o When you approved the Public Works and Economic Development Act in 1965, the major migrations of the country were out of the South and Great Plains toward the urban centers of the North and West -- and our population was growing at rates that led to widespread concern over massive crowding and social overload in the cities.

Now the demographic picture is very different. National birth and fertility rates have declined substantially. And the directions of many migration streams have changed dramatically: out of the Northeast and industrial Midwest toward the South and Southwest. The flow of white middle income migrants toward the South and Southwest is now increasingly augmented by migrations of educated and skilled black families as well. The major terminus for rural Appalachian migrants is no longer the Midwest, but Atlanta.

As a consequence of these changes and in migrations of rural poor in earlier decades, the older metropolitan areas are now left with large dependent populations while their tax-paying populations are declining.

o When you considered the Public Works and Economic Development Act in 1965, it was possible to assume that over-all rates of national economic growth would continue to be sufficiently high to keep the national economic pie growing so that low income

workers and the unemployed might aspire to a larger slice of an expanding pie.

Today, a complex of short and long term factors -- some national, others international in origin -- have created dangerous volatility in the performance of the nation's economy and some observers are now expecting the nation's economic growth rates to return to long-term historical levels -- a decline of about 15 to 20 percent below the rates we have known since World War II.

Although slowing population growth rates may reduce demands for some new capital facilities -- schools, hospitals, and highways, such a slowing in the rate of growth would come at a time when the young adults of the "War Baby" generation are swelling the labor force; when demands for domestic resource development and new energy generating facilities and modernization of our industrial plant will be high; and when much of our older public infrastructure will need replacement or rehabilitation.

In considering these matters, we normally concentrate on the fiscal and monetary policies f the Federal government. But the structural changes occurring regionally and wthin both metropolitan and non-metropolitan areas will demand effective responses at the community, state, and regional levels as well.

To a very considerable extent, most state and local fiscal policies in the U.S. have been premised upon high growth assumptions. Public investments in infrastructure have been based on presumptions of high national growth rates. Commitments to expand social services and improve social equity have been founded on similar estimates.

These assumptions must now be re-examined.

o When the Public Works and Economic Development Act was being drafted in 1965, your primary concern was to divert some of the flow of ample national capital into lagging areas.

Today, there are some who question whether we will have ample capital to meet our needs during the 1980's.

Projections of such shortfalls in the supply of capital are disputed and vary. Some estimates place our national public and private investment needs over the next 15 years at $4 trillion and the potential shortfall at between $675 billion and $1 trillion. Others, such as a recent study at the Brookings Institution, are more optimistic estimating that there will be sufficient capital to meet our needs -- but just barely. Unfortunately, these more optimistic studies are based on equally optimistic assumptions about the state of the economy and the Federal government's frugality.

Any severe constraints on the supply of capital would require a very different approach to the problems of lagging regions and distressed areas than that envisioned when the Act was passed. We will have to direct much of the flow of capital into the generation of new employment and housing to accommodate the young adults now graduating into the labor force. We shall have to invest substantially in new energy resources and generating capacity. And we shall have to invest in the modernization of obsolescent private and public plant.

We run the risk of dangerous competition between the public and private sectors for capital and now must search for new mechanisms by means of which public and private capital requirements might be bettern coordinated in order that neither sector inadvertently subvert the national interest in the other.

For although the birth rate has fallen, our labor force and rate of new household formation will rise rapidly over the next ten years.

Professor Paul Handler of the Population Dynamics Group at the University of Illinois recently prepared several charts for a conference which our Academy sponsored this past summer.

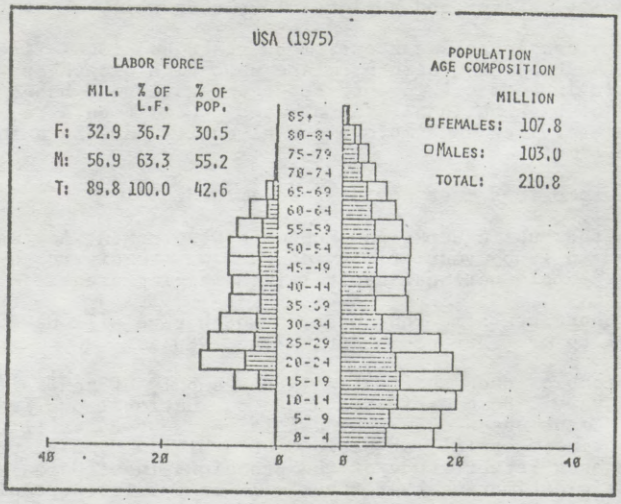

Figure 1

The right side of Figure 1 displays the age composition of the United States in 1975. It shows the population in five year age groups between 0-4 years up to 85+. The two groups aged 35-44 are small because of lower fertility during the depression years of the 1930's. The bulge in the lower age

groups represents the baby boom of post-World War II. In 1960 the "pill" was introduced and that, together with fewer parents then aged 20-29, has reduced the number of births.

The number has decreased to about 3.1 million annually in the last few years and has continued stable at approximately that number to the present. The left side of this figure shows the available labor force in 1975 at approximately 89.8 million.

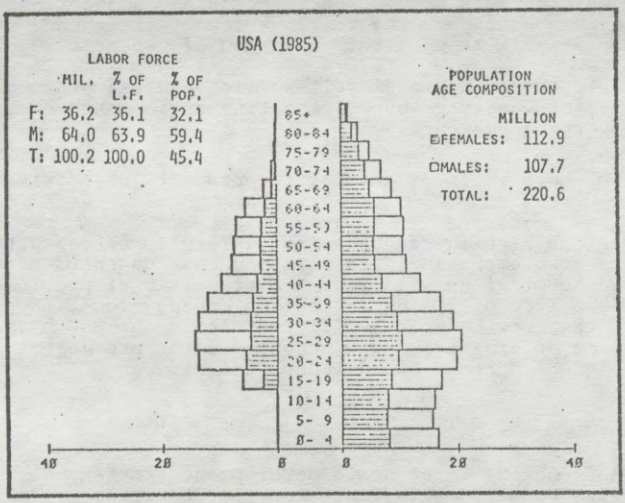

Figure 2

Figure 2 illustrates that in 1985 when the baby boom is completely in the labor force its size will be at least 100.2 million people. In the next decade, at least 10.4 million jobs would have to be created to fully employ this increase. Because of lower birth rates and changing life styles there are more women looking for work. In addition there are the presently unemployed, so that approximately 14 million new

jobs would have to be created in the United States to take care of the children of the war baby generation and the presently unemployed as well as the additional women who will be looking for work.

o When you drafted the Public Works and Economic Development Act in 1965, the nation was still operating on the presumption of cheap energy and ready access to the world's resources.

Today a combination of international politics. depleting suplies, and rising development costs has altered that picture profoundly.

These developments have already forced new adaptations upon us requiring emphasis upon the conservation of energy and recycling of materials as well as upon the expansion of domestic supplies.

Any dirve toward national self-sufficiency has profound implications for energy/resource exporting regions and energy/ resource importing regions.

So, too, does world demand for the products of American agriculture.

The regions rich in resources and agricultural capacity will now confront problems associated with sudden, concentrated development while other regions will face the transitional problems of decline in the face of rising prices for energy, food, and materials. In general, the growth impacts will be felt in the South and West, while problems of stagnation and actual decline are most likely to be felt in the Northeast and industrial Midwest.

Conclusions

Now what changes in economic development strategy do all these emerging conditions indicate for the Committee?

o First, we are likely to want to de-emphasize principal reliance on public works as the foundation for local economic development and place greater emphasis upon programs to improve the flow of investment capital into troubled areas. We should take a hard look at ways to do this through joint public-private mechanisms rather than through the traditional administrative agencies of government. Civil servants are not good bankers, or investers, or entrepreneurs.

o Secondly, the Committee might wish to look into means for helping to minimize social and economic dislocations in the energy and resource importing regions of the country.

o Thirdly, the Committee may want to look at the economic adjustment problems that will occur in the sparsely populated regions of the country where intensive energy and resource development is going to occur but where currently exists little governmental capacity to handle the rapid influx of population.

o Fourth, the Committee may want to re-examine Title V and investigate the feasibility of encompassing the entire nation within a set of cooperative Federal-Multi-state Commissions.

The number of Economic Development Commission has increased to embrace the majority of the states and there are pressures for several more. If our prognosis is correct concerning the problems of the Middle Atlantic and industrial Midwestern regions, it is but a matter of time before they, too, will petition the Secretary of Commerce. The time seems right to establish a more orderly and sensible process for creating these bodies so that no blocks of territory stand as anomalous exemptions.

There are five basic organizational or administrative alternatives available in taking the next steps:

1. Leave decisions solely to states and localities.

2. Establish Federal standards, but without direct Federal involvement in implementation.

3. Provide Federal incentives and rewards for regional cooperation at the interstate or sub-state level, but without direct Federal involvement. This requires adoption of a national regional policy.

4. Keep experimenting as at present with new Federal-interstate-substate organizations created as the need arises.

5. Establish a national system of interstate and substate organizations.

The decision to relieve states and localities of much of the detailed administrative harassment that goes with direct Federal execution of economic development programs has been a wise one. But we can not afford to forget that the Federal government is a direct actor in every section of the country -- as a land manager, builder of public works, supplier of water, administrator, standard setter, and regulator. It simply is impossible to deal with regional porblems without the Federal government's participation. Federal policies and programs are among the most potent influences on our patterns of regional development. Present policies of "let the states and localities do it" without a means for influencing Federal actions condemns much of what they will attempt to do to ineffectiveness.

In the past it may have been sufficient under our dualistic Federal system to assume that the Federal government would discharge certain functions leaving the rest to the states. In practice, we have long since abandoned such a simplistic separation of powers. But, except for a few limited experiments, we have not hitched the two elements of our dual system -- the national government and the states into a decision-making structure that reflects the realities of our actual practice.

The time may have arrived for us to begin to do so -- carefully.

It would appear that the establishment of Intergovernmental Commissions in each of the Federal Administrative Regions organized on the same principles as the existing Economic Development Commissions might provide the means for developing federal-interstate approaches to our problems when they are necessary.

Ironically, just such an alternative was proposed 40 years ago by a distinguished team of scientists and public administrators who were serving on a Task Group of the National Resources Committee. The 1935 study adopted a very pragmatic approach to the question of regional boundaries, recognizing that territories will change depending upon the problem being addressed. Instead, the panel argued for establishment of federal-state "planning centers" in a key city in each of 10-12 federal administrative regions. These centers would provide joint federal-state assistance to interstate or substate groups attempting to deal with a regional problem. But the scheme called for no formal definition of a set of regions.

The panel warned against national attempts to define regions on a "problem" basis as has been our custom under Title V of the Public Works and Economic Development Act and the Appalachian Regional Development Act. It argued:

> "If regions with serious problems were to be given geographical boundaries, the tendency to defend their regional interest at the boundary, so characteristic of Europe, might be encouraged in America. On the other hand, a series of interrelated regions, closely cooperating with the federal establishment, would tend to cement the Union and to promote the solution of intersectional adjustments."

This observation was echoed in 1967 by the National Advisory Commission on Rural Poverty in its report The People Left Behind, but for somewhat different reasons. It asserted that regions should consist of social and economic wholes and not just the economically and socially troubled "backyards" of regions as is the case in most of our Economic Development Commissions, except for New England.

In recent years, the National Governors Conference has adopted resolutions expressing support for federal legislation that would support a national set of interstate regions jointly determined by the states and the federal government.

These and similar resolutions passed by other bodies in the past year outline an important policy alternative:

A. Conversion of the Federal Regional Councils (administratively created bodies at the moment) into Intergovernmental Commissions on which states (and perhaps major metropolitan areas) would sit in much the same manner as they do on the present Economic Development Regional Commissions.

B. Strengthening of federal leadership on national growth and development policy by creating in the Domestic Council or the Office of Management and Budget a position answerable to the President for Federal Coordination and Planning. The Chairman of each Regional Council would answer to this representative of the President.

C. Requiring existing regional bodies with special functions to conduct their work under the umbrella of the Intergovernmental Commission. Regional bodies for special purposes could be created or disbanded as need arose. Existing regional economic development commissions could be dismantled and their functions folded into the new intergovernmental commissions.

D. Development of block grant or special revenue funding that would be administered by these commissions for purposes of managing growth and development on a regional basis. The commissions would be authorized to allocate the funds in accordance with plans for influencing the distribution of population and economic activity, construction of public works and facilities, protection and enhancement of the environment, etc.

Such a framework would preserve the basic federal-state-local framework of our governmental system while providing means for meeting interstate or substate needs when they arise. It would avoid fractionating the system as present regional development legislation does when it splits states and economic areas with regional boundaries that define problems rather than functional regions.

The disadvantage of such an approach is its emphasis upon structure rather than upon the actual behavior of our organizations. A neat organizational framework will do little to achieve harmonious national policies on growth unless our behavior is correspondingly modified.

But clearly, our resilient federal system is adaptable to today's needs, if we only have the will to embark on the necessary innovations.

11

This Committee might consider authorizing a careful attempt to develop this next step in the development of the Federal system.

Senator DOMENICI. The committee will be in recess until the call of the Chair.

[Whereupon, at 12:11 p.m., the subcommittee recessed, to reconvene subject to the call of the Chair.]

[Pertinent communications follow:]

WILLIAM D. HATHAWAY
MAINE

United States Senate

WASHINGTON, D.C. 20510

March 12, 1976

Honorable Joseph Montoya
Chairman
Economic Development Subcommittee
Senate Public Works Committee
4204 Dirksen Senate Office Building
Washington, D.C.

Dear Mr. Chairman:

I understand that the E.D. Subcommittee has hearings scheduled on a 3 year extension of the Public Works and Economic Development Act. I have attached a letter from the Executive Director of the Penobscot/Passamaquoddy Tribal Planning Board expressing support for an extension as well as increased budget authorizations for E.D.A. and the E.D.A. Indian desk. Concern is also expressed against any transfer of the E.D.A. Indian desk to another agency such as Bureau of Indian Affairs. The reason for this concern is, as pointed out, because the B.I.A. does not presently recognize "state" Indians such as in Maine, as eligible for federal services.

I would appreciate it if the points contained in this letter be taken into consideration during the upcoming E.D.A. authorization hearings.

With best regards,

Sincerely,

Bill Hathaway

William D. Hathaway
U.S. Senator

WDH:ebs

PENOBSCOT – PASSAMAQUODDY
TRIBAL PLANNING BOARD
173 MAIN STREET • CALAIS, MAINE 04619 • 207 454-7161 – 454-7162

BOARD OF DIRECTORS
George Stevens, Jr., Chairman
Nicholas Sapiel, Vice-Chairman
Wayne Newell, Secretary
Nicholas Dow, Treasurer

EXECUTIVE DIRECTOR
Andrew X. Akins

EDA

March 1, 1976

William Hathaway (D-Maine)
United States Senator
United States Senate
Washington, D.C. 20510

Dear Senator Hathaway,

This letter, is to express the concern of the Penobscot and Passamaquoddy Indian Tribes of Maine for the refunding and funding level of the Economic Development Administration particularly, the EDA Indian Desk. The Economic Development Administration (EDA) we feel, has been the most successful and capable federal agency for initiating and completing public works projects and at the same time, creating many permanent full-time jobs for thousands of citizens. We respectfully request, that you consider the following:

1. That the Economic Development Administration be refunded on a continuing resolution for three years.

2. That the EDA budget be increased by 25%.

3. That the EDA Indian Desk, be funded at an increase of 20% over their current budget for public works projects.

4. That the EDA Indian Desk, be funded at an increase of 20% over their current budget for planning grants.

5. That the EDA Indian Desk, be retained in the U.S. Dept. of Commerce, Economic Development Administration.

We are foremost concerned that EDA, in its entirety, be retained at an increased level of funding to continue the excellent economic development programs for which they are noted.

Secondly, the EDA Indian Desk needs additional funding to continue their efforts to alleviate the excessively high unemployment rate that persists on Indian Reservations. This includes public works projects and planning grants. Their efforts should be commended and rewarded for continuing to bring the Reservations to an economic level of entering the mainstream of the rest of the Country.

Thirdly, the EDA Indian Desk should remain within the U.S. Dept. of Commerce. Should this funding be transfered to the Bureau of Indian Affairs, many State and local Reservations would not be eligible for their funding due to the policy of the B.I.A. of only servicing what they term, "federally recognized" Indians. There is no such term in the Snyder Act of 1921, by which B.I.A. received its mandate to function. This policy is strictly an administrative policy of B.I.A. and discriminates against many Tribes and Reservations.

We ask, that our recommendations be considered and we will do whatever is necessary to assist you in their implementation.

Thank you for your consideration and we look forward to hearing from you on the matter.

Sincerely,

Andy Akins

Andrew X. Akins
Executive Director

AXA:cr



EIGHT NORTHERN INDIAN PUEBLOS COUNCIL
P. O. Box 927
San Juan Pueblo, New Mexico 87566
Phone 852-4265

RESOLUTION - 1976

WHEREAS, Public Law 93-423, part C, Indian Economic Development contains the respective legislation effective on funds allocated by Congress for the National Indian Economic Development Programs administered by the U.S. Department of Commerce, Economic Development Administration, and

WHEREAS, Public Law 93-423, was only an amendment to the Public Works and Economic Development Act of 1965. To extend the funding authorization for a two year period, which would end June 30, 1976.

WHEREAS, The Eight Northern Indian Pueblos composed of the pueblos of Taos, Picuris, San Juan, Santa Clara, Nambe San Ildefonso, Pojoaque and Tesuque are the recipient of approximately 13 EDA grant projects presently in process and resulting in over 75 jobs and allowing the tribes to enter into and implement development based entirely on our pueblo priorities.

WHEREAS, due to the extreme importance of EDA Indian Economic Development Program to our pueblos the Eight Northern Indian Pueblos Council of Governors is recommending a resolution of the part addressed to Congress that would not only extend the EDA programs for an additional four year period but to also increase the yearly budget allocation to be consistent to its needs of our Pueblos.

CERTIFICATION

At a duly called meeting of the Council, the foregoing Resolution was presented to the Council at which a quorum was present. There were 6 voting in favor of said resolution, and 0 voting against.

Walter Dasheno
Chairman of ENIPC

ATTEST:

Herman Cleveland