1011
9374
Ap6/1
D63
974/pt.
2

DISTRICT OF COLUMBIA APPROPRIATIONS FOR 1974

DOCUMENTS
25 1973
LIBRARY
KANSAS STATE UNIVERSITY
KSU LIBRARIES
A11900 454647

HEARINGS

BEFORE A

SUBCOMMITTEE OF THE COMMITTEE ON APPROPRIATIONS HOUSE OF REPRESENTATIVES

NINETY-THIRD CONGRESS

FIRST SESSION

SUBCOMMITTEE ON DISTRICT OF COLUMBIA APPROPRIATIONS

WILLIAM H. NATCHER, Kentucky, *Chairman*

LOUIS STOKES, Ohio
ROBERT O. TIERNAN, Rhode Island
BILL CHAPPELL, Jr., Florida
BILL D. BURLISON, Missouri
GUNN McKAY, Utah
J. EDWARD ROUSH, Indiana
ROBERT C. McEWEN, New York
JOHN T. MYERS, Indiana
VICTOR V. VEYSEY, California
LAWRENCE COUGHLIN, Pennsylvania

Earl C. Silsby and Americo S. Miconi, *Staff Assistants*

PART 2

Annualization of Pay Increases
Debt Service
Education
Environmental Services
General Provisions
Highways and Traffic
Human Resources
Recreation
Testimony of Citizens and Organizations of the District of Columbia

Printed for the use of the Committee on Appropriations

AUTHENTICATED
U.S. GOVERNMENT
INFORMATION
GPO

DISTRICT OF COLUMBIA APPROPRIATIONS FOR 1974

HEARINGS

BEFORE A

SUBCOMMITTEE OF THE COMMITTEE ON APPROPRIATIONS HOUSE OF REPRESENTATIVES

NINETY-THIRD CONGRESS

FIRST SESSION

SUBCOMMITTEE ON DISTRICT OF COLUMBIA APPROPRIATIONS

WILLIAM H. NATCHER, Kentucky, *Chairman*

LOUIS STOKES, Ohio
ROBERT O. TIERNAN, Rhode Island
BILL CHAPPELL, JR., Florida
BILL D. BURLISON, Missouri
GUNN MCKAY, Utah
J. EDWARD ROUSH, Indiana
ROBERT C. McEWEN, New York
JOHN T. MYERS, Indiana
VICTOR V. VEYSEY, California
LAWRENCE COUGHLIN, Pennsylvania

EARL C. SILSBY and AMERICO S. MICONI, *Staff Assistants*

PART 2

Annualization of Pay Increases
Debt Service
Education
Environmental Services
General Provisions
Highways and Traffic
Human Resources
Recreation
Testimony of Citizens and Organizations of the District of Columbia

---

Printed for the use of the Committee on Appropriations

U.S. GOVERNMENT PRINTING OFFICE

95-872 O WASHINGTON : 1973

COMMITTEE ON APPROPRIATIONS

GEORGE H. MAHON, Texas, *Chairman*

JAMIE L. WHITTEN, Mississippi
JOHN J. ROONEY, New York
ROBERT L. F. SIKES, Florida
OTTO E. PASSMAN, Louisiana
JOE L. EVINS, Tennessee
EDWARD P. BOLAND, Massachusetts
WILLIAM H. NATCHER, Kentucky
DANIEL J. FLOOD, Pennsylvania
TOM STEED, Oklahoma
GEORGE E. SHIPLEY, Illinois
JOHN M. SLACK, West Virginia
JOHN J. FLYNT JR., Georgia
NEAL SMITH, Iowa
ROBERT N. GIAIMO, Connecticut
JULIA BUTLER HANSEN, Washington
JOSEPH P. ADDABBO, New York
JOHN J. McFALL, California
EDWARD J. PATTEN, New Jersey
CLARENCE D. LONG, Maryland
SIDNEY R. YATES, Illinois
BOB CASEY, Texas
FRANK E. EVANS, Colorado
DAVID R. OBEY, Wisconsin
EDWARD R. ROYBAL, California
LOUIS STOKES, Ohio
J. EDWARD ROUSH, Indiana
GUNN McKAY, Utah
TOM BEVILL, Alabama
EDITH GREEN, Oregon
ROBERT O. TIERNAN, Rhode Island
BILL CHAPPELL, JR., Florida
BILL D. BURLISON, Missouri

ELFORD A. CEDERBERG, Michigan
JOHN J. RHODES, Arizona
WILLIAM E. MINSHALL, Ohio
ROBERT H. MICHEL, Illinois
SILVIO O. CONTE, Massachusetts
GLENN R. DAVIS, Wisconsin
HOWARD W. ROBISON, New York
GARNER E. SHRIVER, Kansas
JOSEPH M. McDADE, Pennsylvania
MARK ANDREWS, North Dakota
LOUIS C. WYMAN, New Hampshire
BURT L. TALCOTT, California
WENDELL WYATT, Oregon
JACK EDWARDS, Alabama
WILLIAM J. SCHERLE, Iowa
ROBERT C. McEWEN, New York
JOHN T. MYERS, Indiana
J. KENNETH ROBINSON, Virginia
CLARENCE E. MILLER, Ohio
EARL B. RUTH, North Carolina
VICTOR V. VEYSEY, California
LAWRENCE COUGHLIN, Pennsylvania

KEITH F. MAINLAND, *Clerk and Staff Director*

STAFF ASSISTANTS

GEORGE E. EVANS
ROBERT B. FOSTER
JOHN M. GARRITY
AUBREY A. GUNNELS
CHARLES G. HARDIN
JAY B. HOWE
F. MICHAEL HUGO
THOMAS J. KINGFIELD
ROBERT L. KNISELY
RICHARD N. MALOW
MILTON B. MEREDITH
AMERICO S. MICONI
DEMPSEY B. MIZELLE
ENID MORRISON
PETER J. MURPHY, Jr.
HENRY A. NEIL, Jr.
ROBERT C. NICHOLAS III
BYRON S. NIELSON
JOHN G. OSTHAUS
FREDERICK F. PFLUGER
JOHN G. PLASHAL
EDWIN F. POWERS
SAMUEL R. PRESTON
DONALD E. RICHBOURG
EARL C. SILSBY
G. HOMER SKARIN
CHARLES W. SNODGRASS
HUNTER L. SPILLAN
PAUL E. THOMSON
GEORGE A. URIAN
DEREK J. VANDER SCHAAF
EUGENE B. WILHELM
J. DAVID WILLSON

SURVEYS AND INVESTIGATIONS

C. R. ANDERSON
LEROY R. KIRKPATRICK
DAVID A. SCHMIDT
DENNIS F. CREEDON

NOTE.—This Surveys and Investigations supervisory staff is supplemented by selected personnel borrowed on a reimbursable basis for varying lengths of time from various agencies to staff up specific studies and investigations. The current average annual full-time personnel equivalent is approximately 42.

ADMINISTRATIVE SUPPORT

GERARD J. CHOUINARD
PAUL V. FARMER
SANDRA A. GILBERT
EVA K. HARRIS
VIRGINIA MAY KEYSER
MARCIA L. MATTS
FRANCES MAY
GENEVIEVE A. MEALY
JANE A. MEREDITH
LAWRENCE C. MILLER
MARY ALICE SAUER
DALE M. SHULAW
AUSTIN G. SMITH
RANDOLPH THOMAS
BETTY A. SWANSON
SHARON K. TINSLEY
GEMMA M. WEIBLINGER

DISTRICT OF COLUMBIA APPROPRIATIONS FOR FISCAL YEAR 1974

MONDAY, MAY 7, 1973.

EDUCATION

Mr. NATCHER. The committee will come to order. We take up at this time the appropriation for Education which totals $200,836,000 in operating funds and $47,781,200 for capital projects. This amount covers the requests for our public schools, the Board of Higher Education, the District of Columbia Teachers College, the Federal City College, and the Washington Technical Institute.

We will insert the budget table in the record at this point.

[The table referred to follows:]

EDUCATION

[In thousands of dollars]

Agency	Actual fiscal year 1972	Estimated fiscal year 1973	Requested fiscal year 1974
Total operating funds:			
Public schools	[3] 171,760.4	[3] 176,724.5	[3] 198,530.3
District of Columbia funds	142,385.0	146,476.8	[1] 168,322.1
Grants	27,758.8	28,601.1	[2] 28,561.6
Board of Higher Education	40.8	60.5	80.0
District of Columbia funds	40.8	60.5	80.0
Grants			
District of Columbia Teachers College	3,499.1	3,649.8	4,434.7
District of Columbia funds	3,219.2	3,379.0	3,297.8
Grants	279.9	270.8	[2] 1,136.9
Federal City College	26,141.2	27,139.4	27,661.7
District of Columbia funds	18,793.0	20,609.6	[1] 19,804.1
Grants	7,348.2	6,529.8	[2] 7,857.6
Washington Technical Institute	[3] 10,395.6	[3] 12,420.8	[3] 12,668.4
District of Columbia funds	7,894.0	9,081.1	[1] 9,332.0
Grants	2,372.5	3,259.7	[2] 3,247.4
Total	[3] 211,837.1	[3] 219,995.0	[3] 243,375.1
District of Columbia funds	172,305.0	179,607.0	[1] 200,836.0
Grants	37,759.4	38,661.4	[2] 40,803.5
Total capital funds:			
Public Schools	47,864.3	37,779.7	39,297.2
District of Columbia funds	47,864.3	37,779.7	39,297.2
Grants			
District of Columbia Teachers College	112.8	145.0	255.0
District of Columbia funds		145.0	255.0
Grants	112.8		

Footnotes on p. 2.

EDUCATION—Continued

[In thousands of dollars]

Agency	Actual fiscal year 1972	Estimated fiscal year 1973	Requested fiscal year 1974
Total operating funds—Continued		550.0	5,093.0
Federal City College		550.0	5,093.0
District of Columbia funds			
Grants			
Washington Technical Institute	13,760.0		3,136.0
District of Columbia funds	13,760.0		3,136.0
Grants			
Total	61,737.1	38,474.7	47,781.2
District of Columbia funds	61,624.3	38,474.7	47,781.2
Grants	112.8		

[1] Includes revenue sharing funds.
[2] Federal grant estimates assume the continuation of current grant progrms.
[3] Includes non-District reimbursements.

PUBLIC SCHOOLS

WITNESSES

MARION BARRY, JR., PRESIDENT, BOARD OF EDUCATION
MRS. MARTHA SWAIM, VICE PRESIDENT, BOARD OF EDUCATION
CHARLES I. CASSELL, MEMBER, BOARD OF EDUCATION
ALBERT A. ROSENFIELD, MEMBER, BOARD OF EDUCATION
DR. HUGH J. SCOTT, SUPERINTENDENT
EDWARD G. WINNER, BUDGET DIRECTOR
WILLIAM J. BEDFORD, ACTING DEPUTY SUPERINTENDENT FOR MANAGEMENT SERVICES
PAUL E. CAWEIN, ASSISTANT SUPERINTENDENT FOR CAREER DEVELOPMENT
DR. JAMES T. GUINES, ASSOCIATE SUPERINTENDENT, DIVISION OF INSTRUCTIONAL SERVICES
DR. DOROTHY L. JOHNSON, ASSISTANT SUPERINTENDENT FOR ELEMENTARY EDUCATION
MS. FLORETTA D. McKENZIE, SPECIAL ASSISTANT IN CHARGE OF ADMINISTRATION, INSTRUCTIONAL SERVICES AND SUPERVISION
MERLE VAN DYKE, ASSISTANT SUPERINTENDENT FOR SPECIAL EDUCATION
GRANVILLE WOODSON, ASSISTANT SUPERINTENDENT FOR BUILDINGS AND GROUNDS
WILLIAM COXE, CHIEF ARCHITECT FOR PUBLIC SCHOOLS
WILBUR MILLARD, GENERAL ASSISTANT TO THE SUPERINTENDENT
JOHN GIBSON, SPECIAL ASSISTANT TO THE PRESIDENT OF THE BOARD OF EDUCATION
DR. FERN A. GOSS, SPECIAL ASSISTANT, OFFICE OF BUDGET, PUBLIC SCHOOLS
DWIGHT S. CROPP, EXECUTIVE ASSISTANT TO THE SUPERINTENDENT
SAM D. STAROBIN, DIRECTOR, DEPARTMENT OF GENERAL SERVICES
COMER S. COPPIE, SPECIAL ASSISTANT TO THE COMMISSIONER—BUDGET OFFICER

DISTRICT OF COLUMBIA GOVERNMENT			SCHEDULE 1	
AGENCY: Public Schools	CATEGORY: Agency Summary	SUBCATEGORY:	BUDGET UNIT:	CODE:

FINANCIAL SUMMARY

Resource Category	Description		Past Year FY 1972 Obligations	Current Year FY 1973 Allotment a/	Budget Year FY 1974 Adjusted Base	Budget Year FY 1974 Increase	Budget Year FY 1974 Request	Recommended
OPERATING	D.C. FUNDS		$142,946.6	$150,929.6	$137,734.9 b/	$16,982.5	$154,717.4	
	REVENUE SHARING FUNDS		...	...	8,638.4 b/	4,966.3	13,604.7	
	FEDERAL GRANTS		27,758.8	26,954.5	26,915.0	...	26,915.0	
	OTHER		...	...	...	...	...	
	REIMBURSEMENTS	District (non add)	54.0	54.0	54.0	...	54.0	
		Non-District	1,643.6	1,646.6	1,646.6	...	1,646.6	
	Total Operating		$172,349.0	$179,530.7	$174,934.9	$21,948.8	$196,883.7	
CAPITAL IMPROVEMENTS	D.C. FUNDS		$ 47,664.9	$ 37,779.7			$ 39,297.2	
	REVENUE SHARING FUNDS		...	...			...	
	FEDERAL GRANTS		...	...			...	
	Total Capital Improvements		$ 47,664.9	$ 37,779.7			$ 39,297.2	

MANPOWER SUMMARY

D.C. POSITIONS	AUTHORIZED PERMANENT						
	• Full Time	10,434	10,676	10,303 1/	261 2/	10,564 3/	
	• Part Time	(826)	(829)	(899)	(56)	(955)	
	TEMPORARY	...	(12)	(18)	...	(18)	
REVENUE SHARING POSITIONS		...	...	...	...	...	
GRANT POSITIONS		1,767 (906)	1,957 (675)	1,954 (675)	...	1,954 (675)	
REIMBURSABLE POSITIONS		97	97	97	...	97	
GRAND TOTAL		12,298 (1,732)	12,730 (1,516)	12,354 (1,592)	261 (56)	12,615 (1,648)	

a/ This column reflects budget before line item reductions made in July. FY 1973 Appropriation of $146,373.3 is reflected in Adjusted Base column.

b/ Total of $146,373.3 as in note 1/. FY 1973 total appropriation of $146,476.8 included $103.5 non-recurring for vehicle replacement.

1/Includes 689 revenue sharing positions
2/Includes 147 revenue sharing positions
3/Includes 992 revenue sharing positions

DISTRICT OF COLUMBIA GOVERNMENT	SCHEDULE 2
AGENCY: Public Schools	

DETAIL OF D.C. POSITIONS AND FUNDS

Description			Past Year Fy 19 72 Obligations	Current Year FY 19 73 Allotment	Budget Year– FY 1974 Adjusted Base	Budget Year– FY 1974 Increase	Budget Year– FY 1974 Request	Recommended
POSITIONS	POSITIONS AVAILABLE		10,434	10,676	10,303	261	10,564	
	POSITIONS FUNDED		10,225	10,462	9,999	417 a/	10,416	
	POSITION LAPSE (percent)		2%	2%	3%	...	1.4%	
D.C. FUNDS	Operating	GENERAL	$ 142,821.5	$ 150,764.5	$ 137,569.8	$16,982.5	$ 154,552.3	
		Revenue Sharing	...	...	8,638.4	4,966.3	13,604.7	
		Highway Fund	125.1	165.1	165.1	...	165.1	
		TOTAL OPERATING	$ 142,946.6	$ 150,929.6	$ 146,373.3	$21,948.8	$ 168,322.1	
	Capital Improvements	GENERAL	47,664.9	37,779.7			39,274.2	
		TOTAL CAPITAL	$ 47,664.9	$ 37,779.7			$ 39,274.2	
		TOTAL D.C. FUNDS	$ 190,611.5	$ 188,709.3			$207,596.3	

a/ This includes the 261 new positions requested and 156 positions previously authorized but not funded.

DISTRICT OF COLUMBIA GOVERNMENT			SCHEDULE 3	
AGENCY: Public Schools	CATEGORY: Agency Summary	CODE:	FUNDING SOURCE: All Funds	Continuation Sheet Page Of

OBJECT CLASS SUMMARY–OPERATING FUNDS

Object Classes		Past Year FY 1972 Obligations	Current Year FY 1973 Allotment	Budget Year FY 1974			Recommended
Expense Category	Title			Adjusted Base	Increase	Request	
PERSONAL SERVICES	PERMANENT POSITIONS AVAILABLE (non-add)	...	...	$116,951.2	$19,320.4	$136,308.7	
	PERMANENT POSITIONS FUNDED	$114,557.4	$121,453.0	114,995.1	19,169.7	134,164.8	
	OTHER THAN PERMANENT POSITIONS FUNDED	18,686.3	19,030.3	21,490.5	149.0	21,639.5	
	OTHER PERSONNEL COMPENSATION	...	...	...	...	...	
	• Night Work Differential	...	...	...	...	...	
	• Holiday Pay	...	...	...	...	...	
	• Overtime Pay	...	...	...	...	...	
	• Standby	...	...	...	...	...	
	• Terminal Leave	...	...	...	...	...	
	• Extra Duty Pay	...	...	326.0	...	326.0	
	TOTAL PERSONNEL COMPENSATION	$133,243.7	$140,483.3	$136,811.6	$19,318.7	$156,130.3	
	PERSONNEL BENEFITS: civilian employees	9,865.0	10,598.0	2,799.0	311.1	3,110.1	
	BENEFITS FOR FORMER PERSONNEL	...	...	7,062.5	823.1	7,885.6	
	Total Personal Services	$143,108.7	$151,081.3	$146,673.1	$20,452.9	$167,126.0	
OTHER OPERATING	TRAVEL AND TRANSPORTATION OF PERSONS	$ 418.9	$ 390.0	$ 387.3	$ 3.0	$ 390.3	
	TRANSPORTATION OF THINGS	68.1	68.1	75.0	...	75.0	
	RENT, COMMUNICATIONS AND UTILITIES	3,164.3	3,208.1	3,628.5	1,364.2	4,992.7	
	PRINTING AND REPRODUCTION	144.8	137.6	129.5	...	129.5	
	OTHER SERVICES	12,559.8	13,064.9	13,102.7	112.6	13,215.3	
	SUPPLIES AND MATERIALS	6,969.2	7,116.8	6,902.2	16.1	6,918.3	
	EQUIPMENT TO BE CAPITALIZED	801.7	825.8	825.8	...	825.8	
	EQUIPMENT NOT TO BE CAPITALIZED	3,469.9	3,638.1	3,210.8	...	3,210.8	
	GRANTS AND SUBSIDIES	...	...	...	...	...	
	INSURANCE CLAIMS AND INDEMNITIES	...	...	...	...	...	
	REFUNDS	...	...	...	...	...	
	Total Other Operating	$ 27,596.7	$ 28,449.4	$ 28,261.8	$ 1,495.9	$ 29,757.7	
	TOTAL OPERATING	$170,705.4	$179,530.7	$174,934.9	$21,948.8	$196,883.7	

DISTRICT OF COLUMBIA GOVERNMENT

SCHEDULE 3

AGENCY: Public Schools | CATEGORY: Agency Summary | CODE: | FUNDING SOURCE: General Appropriation | Continuation Sheet Page Of

OBJECT CLASS SUMMARY–OPERATING FUNDS

Object Classes		Past Year FY 1972 Obligations	Current Year FY 1973 Allotment	Budget Year FY 1974			Recommended
Expense Category	Title			Adjusted Base	Increase	Request	
PERSONAL SERVICES	PERMANENT POSITIONS AVAILABLE (non-add)	...	...	$109,383.9	$15,704.1	$123,088.0	
	PERMANENT POSITIONS FUNDED	$114,557.4	$121,453.0	107,541.3	15,704.1	123,245.4	
	OTHER THAN PERMANENT POSITIONS FUNDED	1,203.4	1,211.9	3,687.1	149.0	3,836.1	
	OTHER PERSONNEL COMPENSATION	...	...	...	...	...	
	• Night Work Differential	...	...	...	...	...	
	• Holiday Pay	...	...	...	...	...	
	• Overtime Pay	...	...	...	...	...	
	• Standby	...	...	...	...	...	
	• Terminal Leave	...	...	...	...	...	
	• Extra Duty Pay	...	...	326.0	...	326.0	
	TOTAL PERSONNEL COMPENSATION	$115,760.8	$122,664.9	$111,554.4	$15,853.1	$127,407.5	
	PERSONNEL BENEFITS: civilian employees	8,733.6	9,506.2	1,610.4	201.9	1,812.3	
	BENEFITS FOR FORMER PERSONNEL	...	...	7,022.8	781.6	7,804.4	
	Total Personal Services	$124,494.4	$132,171.1	$120,187.6	$16,836.6	$137,024.2	
OTHER OPERATING	TRAVEL AND TRANSPORTATION OF PERSONS	$ 164.5	$ 178.0	$ 175.3	$ 3.0	$ 178.3	
	TRANSPORTATION OF THINGS	68.1	68.1	75.0	...	75.0	
	RENT, COMMUNICATIONS AND UTILITIES	2,754.6	2,754.6	3,175.0	119.2	3,294.2	
	PRINTING AND REPRODUCTION	85.0	85.0	76.9	...	76.9	
	OTHER SERVICES	7,910.0	7,932.1	6,946.3	7.6	6,953.9	
	SUPPLIES AND MATERIALS	4,000.1	4,102.6	3,888.0	16.1	3,904.1	
	EQUIPMENT TO BE CAPITALIZED	...	...	...	...	...	
	EQUIPMENT NOT TO BE CAPITALIZED	3,469.9	3,638.1	3,210.8	...	3,210.8	
	GRANTS AND SUBSIDIES	...	...	...	...	...	
	INSURANCE CLAIMS AND INDEMNITIES	...	...	...	...	...	
	REFUNDS	...	...	...	...	...	
	Total Other Operating	$ 18,452.2	$ 18,758.5	$ 17,547.3	$ 145.9	$ 17,693.2	
	TOTAL OPERATING	$142,946.6	$150,929.6	$137,734.9	$16,982.5	$154,717.4	

Page GA-S-8 (REV.) 2/26/73

DISTRICT OF COLUMBIA GOVERNMENT			SCHEDULE 3	
AGENCY: Public Schools	CATEGORY: Agency Summary	CODE:	FUNDING SOURCE: Revenue Sharing	Continuation Sheet Page Of

OBJECT CLASS SUMMARY–OPERATING FUNDS

Object Classes		Past Year FY 1972 Obligations	Current Year FY 1973 Allotment	Budget Year FY 1974			Recommended
Expense Category	Title			Adjusted Base	Increase	Request	
PERSONAL SERVICES	PERMANENT POSITIONS AVAILABLE (non-add)	...	...	$ 7,567.3	$ 3,616.3	$ 11,220.7	
	PERMANENT POSITIONS FUNDED	...	...	7,453.8	3,465.6	10,919.4	
	OTHER THAN PERMANENT POSITIONS FUNDED	...	...	...	...	...	
	OTHER PERSONNEL COMPENSATION	...	...	...	...	...	
	• Night Work Differential	...	...	...	...	...	
	• Holiday Pay	...	...	...	...	...	
	• Overtime Pay	...	...	...	...	...	
	• Standby	...	...	...	...	...	
	• Terminal Leave	...	...	...	...	...	
	•						
	TOTAL PERSONNEL COMPENSATION	...	...	$ 7,453.8	$ 3,465.6	$ 10,919.4	
	PERSONNEL BENEFITS: civilian employees	...	...	96.8	109.2	206.0	
	BENEFITS FOR FORMER PERSONNEL	...	...	39.7	41.5	81.2	
	Total Personal Services	...	...	$ 7,590.3	$ 3,616.3	$ 11,206.6	
OTHER OPERATING	TRAVEL AND TRANSPORTATION OF PERSONS	...	...	...	...	...	
	TRANSPORTATION OF THINGS	...	...	...	...	...	
	RENT, COMMUNICATIONS AND UTILITIES	...	...	...	$ 1,245.0	$ 1,245.0	
	PRINTING AND REPRODUCTION	...	...	...	...	...	
	OTHER SERVICES	...	...	$ 1,048.1	105.0	1,153.1	
	SUPPLIES AND MATERIALS	...	...	...	...	...	
	EQUIPMENT TO BE CAPITALIZED	...	...	...	...	...	
	EQUIPMENT NOT TO BE CAPITALIZED	...	...	...	...	...	
	GRANTS AND SUBSIDIES	...	...	...	...	...	
	INSURANCE CLAIMS AND INDEMNITIES	...	...	...	...	...	
	REFUNDS	...	...	...	...	...	
	Total Other Operating	...	...	$ 1,048.1	$ 1,350.0	$ 2,398.1	
	TOTAL OPERATING	...	...	$ 8,638.4	$ 4,966.3	$13,604.7	

DISTRICT OF COLUMBIA GOVERNMENT			SCHEDULE 3	
AGENCY: Public Schools	CATEGORY: Agency Summary	CODE:	FUNDING SOURCE: Federal Grants	Continuation Sheet Page Of

OBJECT CLASS SUMMARY–OPERATING FUNDS

Object Classes		Past Year FY 1972 Obligations	Current Year FY 1973 Allotment	Budget Year FY 1974			Recommended
Expense Category	Title			Adjusted Base	Increase	Request	
PERSONAL SERVICES	PERMANENT POSITIONS AVAILABLE (non-add)	...	...	...	...	...	
	PERMANENT POSITIONS FUNDED	...	...	...	...	...	
	OTHER THAN PERMANENT POSITIONS FUNDED	$17,482.9	$17,818.4	$17,803.4	...	$17,803.4	
	OTHER PERSONNEL COMPENSATION	...	...	...	...	...	
	• Night Work Differential	...	...	...	...	...	
	• Holiday Pay	...	...	...	...	...	
	• Overtime Pay	...	...	...	...	...	
	• Standby	...	...	...	...	...	
	• Terminal Leave	...	...	...	...	...	
	•						
	TOTAL PERSONNEL COMPENSATION	$17,482.9	$17,818.4	$17,803.4	...	$17,803.4	
	PERSONNEL BENEFITS: civilian employees	1,131.4	1,091.8	1,091.8	...	1,091.8	
	BENEFITS FOR FORMER PERSONNEL	...	...	...	...	...	
	Total Personal Services	$18,614.3	$18,910.2	$18,895.2	...	$18,895.2	
OTHER OPERATING	TRAVEL AND TRANSPORTATION OF PERSONS	$ 254.4	$ 212.0	$ 212.0	...	$ 212.0	
	TRANSPORTATION OF THINGS	...	...	...	...	...	
	RENT, COMMUNICATIONS AND UTILITIES	409.7	453.5	453.5	...	453.5	
	PRINTING AND REPRODUCTION	59.8	52.6	52.6	...	52.6	
	OTHER SERVICES	4,649.8	5,132.8	5,108.3	...	5,108.3	
	SUPPLIES AND MATERIALS	2,969.1	3,014.2	3,014.2	...	3,014.2	
	EQUIPMENT TO BE CAPITALIZED	801.7	825.8	825.8	...	825.8	
	EQUIPMENT NOT TO BE CAPITALIZED	...	...	...	...	...	
	GRANTS AND SUBSIDIES	...	...	...	...	...	
	INSURANCE CLAIMS AND INDEMNITIES	...	...	...	...	...	
	REFUNDS	...	...	...	...	...	
	Total Other Operating	$ 9,144.5	$ 9,690.9	$ 9,666.4	...	$ 9,666.4	
	TOTAL OPERATING	$27,758.8	$28,601.1 1/	$28,561.6 1/	...	$28,561.6 1/	

1/ includes $1,643.6 federal reimbursements

DISTRICT OF COLUMBIA GOVERNMENT

SCHEDULE 4

AGENCY:	CATEGORY:	SUBCATEGORY:	CODE:	Continuation Sheet Page Of
Public Schools	Agency Summary			

DISTRIBUTION BY BUDGET COMPONENT AND FUNDING SOURCE

Code		Past Year FY 19 72 Obligations	Current Year FY 19 73 Allotment	Budget Year FY 19 74 Adjusted Base	Budget Year FY 19 74 Increase	Budget Year FY 19 74 Request	Recommended
	D. C. Funds						
100	Elementary Education	$ 55,389.0	$ 56,885.7	$ 43,866.2	$ 6,884.3	$ 50,750.5	
210	Junior High School Education	22,238.5	22,915.5	21,435.6	2,899.9	24,335.5	
220	Senior High School Education	13,828.9	14,280.2	12,973.5	1,752.3	14,725.8	
300	Career Development	3,931.9	4,023.3	3,636.6	499.2	4,135.8	
400	Adult and Continuing Education	2,546.7	2,571.5	2,376.3	329.7	2,706.0	
500	Special Education	6,119.3	8,611.8	8,877.9	1,308.7	10,186.6	
600	Facilities	19,810.6	21,406.0	19,993.5	691.6	20,685.1	
700	Food Services	4,069.5	4,494.6	4,799.0	122.9	4,921.9	
800	Instructional Support	6,316.0	6,517.4	5,834.3	422.3	6,256.6	
900	Central Services and Management	8,696.2	9,223.6	13,942.0	2,071.6	16,013.6	
	Total	$142,946.6	$150,929.6	$137,734.9	$16,982.5	$154,717.4	
	Revenue Sharing:						
100	Elementary Education	...	...	$ 6,976.4	$ 900.5	$ 7,876.9	
210	Junior High School Education	...	...	429.7	1,227.8	1,657.5	
220	Senior High School Education	...	...	184.2	760.1	944.3	
300	Career Development	...	...	...	46.8	46.8	
400	Adult and Continuing Education	...	...	...	...	...	
500	Special Education	...	...	...	81.9	81.9	
600	Facilities	...	...	1,048.1	1,350.0	2,398.1	
700	Food Services	...	...	...	...	...	
800	Instructional Support	...	...	...	...	...	
900	Central Services and Management	...	...	...	599.2	599.2	
	Total	...	...	$ 8,638.4	$ 4,966.3	$ 13,604.7	
	Federal Grants:						
100	Elementary Education	$ 6,105.1	$ 8,112.1	$ 8,112.1	...	$ 8,112.1	
210	Junior High School Education	535.1	1,929.9	1,929.9	...	1,929.9	
220	Senior High School Education	1,167.4	469.8	469.8	...	469.8	
300	Career Development	2,499.4	3,975.3	3,975.3	...	3,975.3	
400	Adult and Continuing Education	2,332.4	1,479.7	1,479.7	...	1,479.7	
500	Special Education	1,157.8	1,810.4	1,810.4	...	1,810.4	
600	Facilities	288.5	194.8	194.8	...	194.8	
700	Food Services	2,369.1	2,662.0	2,662.0	...	2,662.0	
800	Instructional Support	6,098.5	4,399.8	4,399.8	...	4,399.8	
900	Central Services and Management	5,205.5	3,567.3	3,527.8	...	3,527.8	
	Total	$ 27,758.8	$ 28,601.1	$ 28,561.6	...	$ 28,561.6	
	GRAND TOTAL	$170,705.4	$179,530.7	$174,934.9	$21,948.8	$196,883.7	

DISTRICT OF COLUMBIA GOVERNMENT			SCHEDULE 5		
AGENCY: Public Schools	CATEGORY: Agency Summary	SUBCATEGORY:	BUDGET UNIT:	CODE:	Continuation Sheet Page Of

DISTRIBUTION OF INCREASES–D.C. OPERATING FUNDS

Class/Item	D.C. Fund	Pos.	Amounts: Personal Services	Amounts: Other Operating	Amounts: Total	Annualization	Full Year Amount	Recommended
Elementary Education:								
Annualizations	G	...	$ 88.2	...	$ 88.2			
TSA Salary Increase	G	...	5,602.8	...	5,602.8			
Within-grade Increase	G	...	1,097.7	...	1,097.7			
Staffing New Facilities	G	12	95.6	...	95.6	$ 73.0	$168.6	
New and Improved Services	RS	...	900.5	...	900.5			
Junior High Schools Education:								
TSA Salary Increase	G	...	2,432.4	...	2,432.4			
Within-grade Increase	G	...	467.5	...	467.5			
New and Improved Services	RS	63	1,227.8	...	1,227.8			
Senior High Schools Education:								
TSA Salary Increase	G	...	1,470.0	...	1,470.0			
Within-grade Increase	G	...	282.3	...	282.3			
New and Improved Services	RS	39	760.1	...	760.1			
Career Development:								
TSA Salary Increase	G	...	380.4	...	380.4			
Within-grade Increase	G	...	73.1	...	73.1			
Staffing New Facilities	G	6	45.7	...	45.7	33.6	79.3	
New and Improved Services	RS	...	46.8	...	46.8			
Adult and Continuing Education:								
TSA Salary Increase	G	...	72.0	...	72.0			
Within-grade Increase	G	...	12.9	...	12.9			
Staffing New Facilities	G	33	239.8	5.0	244.8	222.8	441.6	

DISTRICT OF COLUMBIA GOVERNMENT		SCHEDULE 5			
AGENCY: Public Schools	CATEGORY:	SUBCATEGORY:	BUDGET UNIT:	CODE:	Continuation Sheet Page Of

DISTRIBUTION OF INCREASES--D.C. OPERATING FUNDS

Class/Item	D.C. Fund	Pos.	Amounts			Annualization	Full Year Amount	Recommended
			Personal Services	Other Operating	Total			
Special Education:								
Annualizations	G	...	390.2	...	390.2			
TSA Salary Increase	G	...	766.8	...	766.8			
Within-grade Increase	G	...	151.7	...	151.7			
New and Improved Services	RS	...	81.9	...	81.9			
Facilities:								
Annualizations	G	...	150.5	...	150.5			
Within-grade Increase	G	...	51.3	...	51.3			
Increased Utility Costs	RS/G	...	...	$1,490.9	1,490.9			
Staffing New Facilities	G	63	348.9	...	348.9	139.7	350.4	
Food Services:								
Within-grade Increase	G	...	4.6	...	4.6			
Staffing New Facilities	G	(56)	118.3	...	118.3	88.1	206.4	
Instructional Support:								
Annualizations	G	...	2.9	...	2.9			
TSA Salary Increase	G	...	351.6	...	351.6			
Within-grade Increase	G	...	67.8	...	67.8			
Central Services and Management:								
Annualizations	G	...	289.5	...	289.5			
TSA Salary Increase	G	...	924.0	...	924.0			
Teachers' Retirement Fund Contribution	G	...	600.0	...	600.0			
Within-grade Increase	G	...	221.0	...	221.0			
New and Improved Services	RS	45	636.3	...	636.3			
TOTAL		261 (56)	$20,452.9	$1,495.9	$21,948.8	$557.2	$1,246.3	

DISTRICT OF COLUMBIA GOVERNMENT			SCHEDULE 5		
AGENCY: Public Schools	CATEGORY: Agency Summary	SUBCATEGORY:	BUDGET UNIT:	CODE:	Continuation Sheet Page Of

DISTRIBUTION OF INCREASES–D.C. OPERATING FUNDS

Class/Item	D.C. Fund	Pos.	Amounts: Personal Services	Amounts: Other Operating	Amounts: Total	Annualization	Full Year Amount	Recommended
SUMMARY BY CATEGORY								
Annualizations	...	...	$ 921.3	...	$ 921.3	...	...	
TSA Salary Increases	...	...	12,000.0	...	12,000.0	...	...	
Within-grade Increase	...	...	2,429.9	...	2,429.9	...	...	
Teachers' Retirement Fund Contribution	...	...	600.0	...	600.0	...	...	
Increased Utility Costs	...	...		1,350.0	1,350.0	...	...	
Staffing New Facilities	...	...	848.3	145.9	994.2	$ 557.2	$ 1,246.3	
New and Improved Services	...	...	3,653.4	...	3,653.4	...	...	
Total	...	...	$20,452.9	$1,495.9	$21,948.8	$ 557.2		

DISTRICT OF COLUMBIA GOVERNMENT

AGENCY: Public Schools

SCHEDULE 6

Continuation Sheet Page Of

SUMMARY OF BUDGET ADJUSTMENTS—D.C. FUNDS

Budget Structure Code	Components	Current Year FY 19 73 Allotment	Non-Recurring Decreases	Inter-Agency Transfers	Redirections From (–)	Redirections To (+)	Other Adjustments	Net Change	Budget Year FY 1974 Adjusted Base
100	Elementary Education	$ 56,885.7	...	...	$-6,043.1	...	...	$-6,043.1	$ 50,842.6
210	Junior High School Ed.	22,915.5	...	...	-1,050.2	...	...	-1,050.2	21,865.3
220	Senior High School Ed.	14,280.2	...	...	-1,122.5	...	...	-1,122.5	13,157.7
300	Career Development	4,023.3	...	...	- 386.7	...	...	- 386.7	3,636.6
400	Adult & Continuing Ed.	2,571.5	...	...	- 195.2	...	...	- 195.2	2,376.3
500	Special Education	8,611.8	...	...	...	$+ 266.1	...	+ 266.1	8,877.9
600	Facilities	21,406.0	...	...	- 364.4	...	...	- 364.4	21,041.6
700	Food Services	4,494.6	...	...	...	+ 304.4	...	+ 304.4	4,799.0
800	Instructional Support	6,517.4	...	...	- 683.1	...	...	- 683.1	5,834.3
900	Central Services & Mgt.	9,223.6	...	$-103.5	...	+4,821.9	...	+4,821.9	13,942.0
	TOTAL FUNDS	$150,929.6	...	$-103.5	$-9,845.2	$+5,392.4	...	$-4,452.8	$146,373.3
100	Elementary Education	4,262	...	...	-156	+ 1	...	-155	4,107
210	Junior High School Ed.	1,852	...	...	- 44	+20	...	- 24	1,828
220	Senior High School Ed.	1,113	...	...	- 29	+13	...	- 16	1,097
300	Career Development	280	...	...	- 3	...	...	- 3	277
400	Adult & Continuing Ed.	64	...	...	- 7	+ (3)	...	- 7 (+3)	57 (3)
500	Special Education	641 (2)	...	...	- 40	...	...	- 40	601 (2)
600	Facilities	1,480	...	...	- 8	...	...	- 8	1,472
700	Food Services	34(827)	...	...	- 1(-2)	(+73)	...	- 1(+71)	33(898)
800	Instructional Support	373	...	...	- 41(-3)	+ 1 (+9)	...	- 40 (+6)	333 (6)
900	Central Services & Mgt.	577(10)	...	...	- 98(-3)	+19 (+2)	...	- 79 (-1)	498 (9)
	TOTAL POSITIONS	10,676(839)	...	...	-427(-8)	+54(+87)	...	-373(+79)	10,303(918)

*Includes 8 positions pending redirection to cover Anacostia Project Central Office.

DISTRICT OF COLUMBIA GOVERNMENT	SCHEDULE 6A
AGENCY: Public Schools	Continuation Sheet Page Of

JUSTIFICATION OF BUDGET ADJUSTMENTS

Budget Structure		Type	Explanation
Code	Justification Level Components		
900	Central Services & Management	Interagency Transfer	This action transferred funds for replacement of vehicles from the Public Schools to the Department of Highways and Traffic at the request of the District Government.
100 through 900	All Components	Redirections	The large number of redirections indicated resulted from the following factors: 1. Implementation of base budget reductions ordered by the Congress and the City in FY 1972 and carried in the FY 1973 budget as simple line items to be acted upon in FY 1973 in detail; 2. Correction of average salaries to more closely reflect actual salaries paid; 3. Transfer of Teachers' Retirement Fund contribution ($5.2 million) and substitute compensation ($1.1 million) from position distributions to single line items in Category 900. 4. Major reclassifications and reorganizations in Special Education and Business Administration; 5. Numerous minor redirections to implement adjustments and correct errors.

DISTRICT OF COLUMBIA GOVERNMENT		SCHEDULE 1		
AGENCY: Public Schools	CATEGORY: Elementary Education	SUBCATEGORY:	BUDGET UNIT:	CODE: 100

FINANCIAL SUMMARY

Resource Category	Description		Past Year FY 1972 Obligations	Current Year FY 1973 Allotment	Budget Year FY 1974 Adjusted Base	Budget Year FY 1974 Increase	Budget Year FY 1974 Request	Recommended
OPERATING	D.C. FUNDS		$55,389.0	$56,885.7	$43,866.2	$6,884.3	$50,750.5	
	REVENUE SHARING FUNDS		...	...	6,976.4	900.5	7,876.9	
	FEDERAL GRANTS		6,105.1	8,112.1	8,112.1	...	8,112.1	
	OTHER		...	...	...	...	...	
	REIMBURSEMENTS	District (non add)	...	...	...	...	...	
		Non-District	...	...	...	...	...	
	Total Operating		$61,494.1	$64,997.8	$58,954.7	$7,784.8	$66,739.5	
CAPITAL IMPROVEMENTS	D.C. FUNDS		$27,389.5	$14,190.5			$34,532.2	
	REVENUE SHARING FUNDS		...	...			...	
	FEDERAL GRANTS		...	...			...	
	Total Capital Improvements		$27,389.5	$14,190.5			$34,532.2	

MANPOWER SUMMARY

D.C. POSITIONS	AUTHORIZED PERMANENT	...	...	...	...	...	
	• Full Time	4,297	4,262	4,107 1/	12	4,119 2/	
	• Part Time	...	...	...	...	...	
	TEMPORARY	...	...	...	...	...	
REVENUE SHARING POSITIONS		...	...	...	...	...	
GRANT POSITIONS		746 (42)	916	916	...	916	
REIMBURSABLE POSITIONS		...	...	...	...	...	
GRAND TOTAL		5,043(42)	5,178	5,023	12	5,035	

Revised 10/72

1/ Includes 609 positions from Revenue Sharing
2/ Includes 686 positions from Revenue Sharing

DISTRICT OF COLUMBIA GOVERNMENT			SCHEDULE 3	
AGENCY: Public Schools	CATEGORY: Elementary Education	CODE: 100	FUNDING SOURCE: District Appropriation	Continuation Sheet Page Of

OBJECT CLASS SUMMARY–OPERATING FUNDS

Object Classes		Past Year FY 1972 Obligations	Current Year FY 1973 Allotment	Budget Year FY 1974			Recommended
Expense Category	Title			Adjusted Base	Increase	Request	
PERSONAL SERVICES	PERMANENT POSITIONS AVAILABLE (non-add)	...	...	$ 41,283.6	$ 6,795.2	$ 48,078.8	
	PERMANENT POSITIONS FUNDED	$ 48,841.4	$ 50,113.2	40,614.6	6,795.2	47,409.8	
	OTHER THAN PERMANENT POSITIONS FUNDED	438.9	438.9	469.3	...	469.3	
	OTHER PERSONNEL COMPENSATION	...	...	...	...	...	
	• Night Work Differential	...	...	...	...	...	
	• Holiday Pay	...	...	...	...	...	
	• Overtime Pay	...	...	...	...	...	
	• Standby	...	...	...	...	...	
	• Terminal Leave	...	...	...	...	...	
	•	...	...	...	...	...	
	TOTAL PERSONNEL COMPENSATION	$ 49,280.3	$50,552.1	$ 41,083.9	$ 6,795.2	$ 47,879.1	
	PERSONNEL BENEFITS: civilian employees	3,971.0	4,195.9	534.3	88.3	622.6	
	BENEFITS FOR FORMER PERSONNEL	...	...	110.3	.8	111.1	
	Total Personal Services	$ 53,251.3	$54,748.0	$ 41,728.5	$ 6,884.3	$ 48,612.8	
OTHER OPERATING	TRAVEL AND TRANSPORTATION OF PERSONS	$ .8	$ .8	$ .8	$ ...	$ .8	
	TRANSPORTATION OF THINGS	...	...	...	...	...	
	RENT, COMMUNICATIONS AND UTILITIES	...	...	...	...	...	
	PRINTING AND REPRODUCTION	...	...	...	...	...	
	OTHER SERVICES	...	...	...	...	...	
	SUPPLIES AND MATERIALS	539.2	539.2	539.2	...	539.2	
	EQUIPMENT TO BE CAPITALIZED	...	...	...	...	...	
	EQUIPMENT NOT TO BE CAPITALIZED	1,597.7	1,597.7	1,597.7	...	1,597.7	
	GRANTS AND SUBSIDIES	...	...	...	...	...	
	INSURANCE CLAIMS AND INDEMNITIES	...	...	...	...	...	
	REFUNDS	...	...	...	...	...	
		...	...	...	...	...	
		...	...	...	...	...	
		...	...	...	...	...	
		...	...	...	...	...	
	Total Other Operating	$ 2,137.7	$ 2,137.7	$ 2,137.7	...	$ 2,137.7	
	TOTAL OPERATING	$ 55,389.0	$ 56,885.7	$ 43,866.2	$ 6,884.3	$ 50,750.5	

DISTRICT OF COLUMBIA GOVERNMENT				SCHEDULE 3
AGENCY: Public Schools	CATEGORY: Elementary Education	CODE: 100	FUNDING SOURCE: Revenue Sharing	Continuation Sheet Page Of

OBJECT CLASS SUMMARY–OPERATING FUNDS

Object Classes		Past Year FY 1972 Obligations	Current Year FY 1973 Allotment	Budget Year FY 1974			Recommended
Expense Category	Title			Adjusted Base	Increase	Request	
PERSONAL SERVICES	PERMANENT POSITIONS AVAILABLE (non-add)	...	...	$ 7,000.4	$ 831.5	$ 7,831.9	
	PERMANENT POSITIONS FUNDED	...	...	6,886.9	831.5	7,718.4	
	OTHER THAN PERMANENT POSITIONS FUNDED	...	...	...	...	...	
	OTHER PERSONNEL COMPENSATION	...	...	...	...	...	
	• Night Work Differential	...	...	...	...	...	
	• Holiday Pay	...	...	...	...	...	
	• Overtime Pay	...	...	...	...	...	
	• Standby	...	...	...	...	...	
	• Terminal Leave	...	...	...	...	...	
	•	...	...	...	...	...	
	TOTAL PERSONNEL COMPENSATION	...	...	$ 6,886.9	$ 831.5	$ 7,718.4	
	PERSONNEL BENEFITS: civilian employees	...	...	89.5	69.0	158.5	
	BENEFITS FOR FORMER PERSONNEL	...	...	...	...	...	
	Total Personal Services	...	...	$ 6,976.4	$ 900.5	$ 7,876.9	
OTHER OPERATING	TRAVEL AND TRANSPORTATION OF PERSONS	...	...	...	...	...	
	TRANSPORTATION OF THINGS	...	...	...	...	...	
	RENT, COMMUNICATIONS AND UTILITIES	...	...	...	...	...	
	PRINTING AND REPRODUCTION	...	...	...	...	...	
	OTHER SERVICES	...	...	...	...	...	
	SUPPLIES AND MATERIALS	...	...	...	...	...	
	EQUIPMENT TO BE CAPITALIZED	...	...	...	...	...	
	EQUIPMENT NOT TO BE CAPITALIZED	...	...	...	...	...	
	GRANTS AND SUBSIDIES	...	...	...	...	...	
	INSURANCE CLAIMS AND INDEMNITIES	...	...	...	...	...	
	REFUNDS	...	...	...	...	...	
		...	...	...	...	...	
		...	...	...	...	...	
		...	...	...	...	...	
		...	...	...	...	...	
	Total Other Operating	...	...	...	...	...	
	TOTAL OPERATING	...	...	$ 6,976.4	$ 900.5	$ 7,876.9	

DISTRICT OF COLUMBIA GOVERNMENT				SCHEDULE 3
AGENCY: Public Schools	CATEGORY: Elementary Education	CODE: 100	FUNDING SOURCE: Federal Grants	Continuation Sheet Page Of

OBJECT CLASS SUMMARY–OPERATING FUNDS

Object Classes		Past Year FY 1972 Obligations	Current Year FY 1973 Allotment	Budget Year FY 1974			Recommended
Expense Category	Title			Adjusted Base	Increase	Request	
PERSONAL SERVICES	PERMANENT POSITIONS AVAILABLE (non-add)	...	...	...	...	...	
	PERMANENT POSITIONS FUNDED	...	...	...	...	...	
	OTHER THAN PERMANENT POSITIONS FUNDED	5,264.7	$6,968.6	$6,968.6	...	$6,968.6	
	OTHER PERSONNEL COMPENSATION	...	...	...	...	...	
	• Night Work Differential	...	...	...	...	...	
	• Holiday Pay	...	...	...	...	...	
	• Overtime Pay	...	...	...	...	...	
	• Standby	...	...	...	...	...	
	• Terminal Leave	...	...	...	...	...	
	•						
	TOTAL PERSONNEL COMPENSATION	5,264.7	6,968.6	6,968.6	...	6,968.6	
	PERSONNEL BENEFITS: civilian employees	300.2	397.4	397.4	...	397.4	
	BENEFITS FOR FORMER PERSONNEL	...	...	...	...	...	
	Total Personal Services	$5,564.9	$7,366.0	$7,366.0	...	$7,366.0	
OTHER OPERATING	TRAVEL AND TRANSPORTATION OF PERSONS	17.9	24.3	24.3	...	24.3	
	TRANSPORTATION OF THINGS	...	...	...	...	...	
	RENT, COMMUNICATIONS AND UTILITIES	65.7	81.1	81.1	...	81.1	
	PRINTING AND REPRODUCTION	2.3	...	...	...	...	
	OTHER SERVICES	316.6	446.1	446.1	...	446.1	
	SUPPLIES AND MATERIALS	101.1	129.8	129.8	...	129.8	
	EQUIPMENT TO BE CAPITALIZED	36.6	64.8	64.8	...	64.8	
	EQUIPMENT NOT TO BE CAPITALIZED	...	...	...	...	...	
	GRANTS AND SUBSIDIES	...	...	...	...	...	
	INSURANCE CLAIMS AND INDEMNITIES	...	...	...	...	...	
	REFUNDS	...	...	...	...	...	
	Total Other Operating	$ 540.2	$ 746.1	$ 746.1	...	$ 746.1	
	TOTAL OPERATING	$6,105.1	$8,112.1	$8,112.1	...	$8,112.1	

DISTRICT OF COLUMBIA GOVERNMENT			SCHEDULE 5		
AGENCY: Public Schools	CATEGORY: Elementary Education	SUBCATEGORY:	BUDGET UNIT:	CODE: 100	Continuation Sheet Page 01

DISTRIBUTION OF INCREASES–D.C. OPERATING FUNDS

Class/Item	D.C. Fund	Pos.	Amounts			Annualization	Full Year Amount	Recommended
			Personal Services	Other Operating	Total			
Annualizations	G	...	$ 88.2	...	$ 88.2	...	...	
TSA Salary Increase	G	...	5,602.8	...	5,602.8	...	...	
Within-grade Increase	G	...	1,097.7	...	1,097.7	...	...	
Staffing New Facilities								
TSA-6 Principal	G	1	13.4	...	13.4	$ 6.8	$ 20.2	
TSA-8 Assistant Principal	G	5	48.8	...	48.8	34.8	83.6	
TSA-15 Librarian	G	2	10.7	...	10.7	12.7	23.4	
TSA-15 Counselor	G	2	10.7	...	10.7	12.7	23.4	
GS-6 Administrative Aide	G	1	6.9	...	6.9	3.4	10.3	
GS-4 Clerk	G	1	5.1	...	5.1	2.6	7.7	
New and Improved Services								
Restoration of FY 1973 Frozen Positions	RS	...	292.4	...	292.4	...	...	
Restoration of FY 1973 Vacancies	RS	...	608.1	...	608.1	...	...	
Total		12	$ 7,784.8	...	$ 7,784.8	$ 73.0	...	

AGENCY: PUBLIC SCHOOLS	CATEGORY: ELEMENTARY EDUCATION	SUBCATEGORY:	BUDGET UNIT:	CODE: 100

DISTRIBUTION OF POSITIONS

TITLE	GRADE	FY 1973	CHANGE	FY 1974
Pre-Kindergarten				
Teacher	TSA-15	38	-1	37
Aide	GS-4	37	...	37
		75	-1	74
Kindergarten				
Teacher	TSA-15	232	-5	227
Grades 1-6				
Teacher	TSA-15	2,655	-4	2,651
Language Arts				
Teacher	TSA-15	22	...	22
Health, Physical Education, and Safety				
Teacher	TSA-15	120	-2	118
Instrumental, Music				
Teacher	TSA-15	13	+2	15
Music, Vocal				
Teacher	TSA-15	75	-2	73
Art				
Teacher	TSA-15	75	-2	73
Science				
Teacher	TSA-15	97	-4	93
Mathematics				
Teacher	TSA-15	33	-1	32
Bilingual				
Teacher	TSA-15	16	...	16

AGENCY: PUBLIC SCHOOLS	CATEGORY: ELEMENTARY EDUCATION	SUBCATEGORY:	BUDGET UNIT:	CODE: 100

DISTRIBUTION OF POSITIONS

TITLE	GRADE	FY 1973	CHANGE	FY 1974
Foreign Language				
Teacher	TSA-15	50	-1	49
Reading				
Teacher	TSA-15	82	-2	80
Counseling				
Counselor	TSA-15	111	+2	113
Library Services				
Librarian	TSA-15	109	+4	113
Administration and Clerical				
Principal	TSA-6	123	+1	124
Assistant Principal	TSA-8	55	+5	60
Clerical	GS-6	121	+1	122
Clerical	GS-4	63	+1	64
		362	+8	370
TOTAL, ELEMENTARY EDUCATION		4,127	-8	4,119

DISTRICT OF COLUMBIA GOVERNMENT			SCHEDULE 1		
AGENCY: Public Schools	CATEGORY: Junior High School Education	SUBCATEGORY:	BUDGET UNIT:	CODE: 210	

FINANCIAL SUMMARY

Resource Category	Description		Past Year FY 1972 Obligations	Current Year FY 1973 Allotment	Budget Year FY 1974 Adjusted Base	Budget Year FY 1974 Increase	Budget Year FY 1974 Request	Recommended
OPERATING	D.C. FUNDS		$ 22,238.5	$ 22,915.5	$ 21,435.6	$ 2,899.9	$ 24,335.5	
	REVENUE SHARING FUNDS		...	...	429.7	1,227.8	1,657.5	
	FEDERAL GRANTS		535.1	1,929.9	1,929.9	...	1,929.9	
	OTHER		...	...	...	...	...	
	REIMBURSEMENTS	District (non add)	...	...	...	...	...	
		Non-District	...	...	...	...	...	
	Total Operating		$ 22,773.6	$ 24,845.4	$ 23,795.2	$ 4,127.7	$ 27,922.9	
CAPITAL IMPROVEMENTS	D.C. FUNDS		$ 14,663.5	$ 9,408.2			$ 1,496.0	
	REVENUE SHARING FUNDS		...	...			...	
	FEDERAL GRANTS		...	...			...	
	Total Capital Improvements		$ 14,663.5	$ 9,408.2			$ 1,496.0	

MANPOWER SUMMARY

D.C. POSITIONS	AUTHORIZED PERMANENT						
	• Full Time	1,803	1,852	1,828 1/	63 2/	1,891 3/	
	• Part Time	...	...	...	...	...	
	TEMPORARY	...	...	...	...	...	
GRANT POSITIONS		89	149	149	...	149	
REIMBURSABLE POSITIONS		...	...	...	...	...	
	GRAND TOTAL	1,892	2,001	1,977	63	2,040	

Revised 10/72 1/ Includes 56 positions from Revenue Sharing. 2/ Includes 63 positions from Revenue Sharing.

3/ Includes 161 positions from Revenue Sharing.

DISTRICT OF COLUMBIA GOVERNMENT			SCHEDULE 3	
AGENCY: Public Schools	CATEGORY: Junior High School Education	CODE: 210	FUNDING SOURCE: District Appropriation	Continuation Sheet Page Of

OBJECT CLASS SUMMARY–OPERATING FUNDS

Object Classes		Past Year FY 1972 Obligations	Current Year FY 1973 Allotment	Budget Year F-Y 1974			Recommended
Expense Category	Title			Adjusted Base	Increase	Request	
PERSONAL SERVICES	PERMANENT POSITIONS AVAILABLE (non-add)	...	...	$ 20,725.3	$ 2,832.9	$ 23,558.2	
	PERMANENT POSITIONS FUNDED	$ 19,885.4	$ 20,465.9	20,381.9	2,832.9	23,214.8	
	OTHER THAN PERMANENT POSITIONS FUNDED	...	...	...	...	...	
	OTHER PERSONNEL COMPENSATION	...	...	...	...	...	
	• Night Work Differential	...	...	...	...	...	
	• Holiday Pay	...	...	...	...	...	
	• Overtime Pay	...	...	...	...	...	
	• Standby	...	...	...	...	...	
	• Terminal Leave	...	...	...	...	...	
	•	...	...	...	...	...	
	TOTAL PERSONNEL COMPENSATION	$ 19,885.4	$ 20,465.9	$ 20,381.9	$ 2,832.9	$ 23,214.8	
	PERSONNEL BENEFITS: civilian employees	1,602.2	1,698.7	265.0	36.8	301.8	
	BENEFITS FOR FORMER PERSONNEL	...	...	37.8	30.2	68.0	
	Total Personal Services	$ 21,487.6	$ 22,164.6	$ 20,684.7	$ 2,899.9	$ 23,584.6	
OTHER OPERATING	TRAVEL AND TRANSPORTATION OF PERSONS	...	...	...	...	...	
	TRANSPORTATION OF THINGS	...	...	...	...	...	
	RENT, COMMUNICATIONS AND UTILITIES	...	...	...	...	...	
	PRINTING AND REPRODUCTION	...	...	...	...	...	
	OTHER SERVICES	...	...	...	...	...	
	SUPPLIES AND MATERIALS	$ 206.0	$ 206.0	$ 206.0	...	$ 206.0	
	EQUIPMENT TO BE CAPITALIZED	...	...	...	...	...	
	EQUIPMENT NOT TO BE CAPITALIZED	544.9	544.9	544.9	...	544.9	
	GRANTS AND SUBSIDIES	...	...	...	...	...	
	INSURANCE CLAIMS AND INDEMNITIES	...	...	...	...	...	
	REFUNDS	...	...	...	...	...	
		...	...	...	...	...	
		...	...	...	...	...	
		...	...	...	...	...	
		...	...	...	...	...	
	Total Other Operating	$ 750.9	$ 750.9	$ 750.9	...	$ 750.9	
	TOTAL OPERATING	$ 22,238.5	$ 22,915.5	$ 21,435.6	$ 2,899.9	$ 24,335.5	

DISTRICT OF COLUMBIA GOVERNMENT			SCHEDULE 3	
AGENCY: Public Schools	CATEGORY: Junior High School Education	CODE: 210	FUNDING SOURCE: Revenue Sharing	Continuation Sheet Page Of

OBJECT CLASS SUMMARY–OPERATING FUNDS

Object Classes		Past Year FY 1972 Obligations	Current Year FY 1973 Allotment	Budget Year FY 1974			Recommended
Expense Category	Title			Adjusted Base	Increase	Request	
PERSONAL SERVICES	PERMANENT POSITIONS AVAILABLE (non-add)	...	...	$ 396.8	$ 1,212.0	$ 1,608.0	
	PERMANENT POSITIONS FUNDED	...	...	396.8	1,212.0	1,608.8	
	OTHER THAN PERMANENT POSITIONS FUNDED	...	...	...	...	...	
	OTHER PERSONNEL COMPENSATION	...	...	...	...	...	
	• Night Work Differential	...	...	...	...	...	
	• Holiday Pay	...	...	...	...	...	
	• Overtime Pay	...	...	...	...	...	
	• Standby	...	...	...	...	...	
	• Terminal Leave	...	...	...	...	...	
	•	...	...	...	...	...	
	TOTAL PERSONNEL COMPENSATION	...	...	$ 396.8	$ 1,212.0	$ 1,608.8	
	PERSONNEL BENEFITS: civilian employees	...	...	5.1	15.8	20.9	
	BENEFITS FOR FORMER PERSONNEL	...	...	27.8	...	27.8	
	Total Personal Services	...	...	$ 429.7	$ 1,227.8	$ 1,657.5	
OTHER OPERATING	TRAVEL AND TRANSPORTATION OF PERSONS	...	...	...	...	...	
	TRANSPORTATION OF THINGS	...	...	...	...	...	
	RENT, COMMUNICATIONS AND UTILITIES	...	...	...	...	...	
	PRINTING AND REPRODUCTION	...	...	...	...	...	
	OTHER SERVICES	...	...	...	...	...	
	SUPPLIES AND MATERIALS	...	...	...	...	...	
	EQUIPMENT TO BE CAPITALIZED	...	...	...	...	...	
	EQUIPMENT NOT TO BE CAPITALIZED	...	...	...	...	...	
	GRANTS AND SUBSIDIES	...	...	...	...	...	
	INSURANCE CLAIMS AND INDEMNITIES	...	...	...	...	...	
	REFUNDS	...	...	...	...	...	
		...	...	...	...	...	
		...	...	...	...	...	
		...	...	...	...	...	
		...	...	...	...	...	
	Total Other Operating	...	...	...	...	...	
	TOTAL OPERATING	...	...	$ 429.7	$ 1,227.8	$ 1,657.5	

DISTRICT OF COLUMBIA GOVERNMENT			SCHEDULE 3	
AGENCY: Public Schools	CATEGORY: Junior High Education	CODE: 210	FUNDING SOURCE: Federal Grants	Continuation Sheet Page Of

OBJECT CLASS SUMMARY–OPERATING FUNDS

Object Classes		Past Year FY 1972 Obligations	Current Year FY 1973 Allotment	Budget Year FY 1974			Recommended
Expense Category	Title			Adjusted Base	Increase	Request	
PERSONAL SERVICES	PERMANENT POSITIONS AVAILABLE (non-add)	...	...	...	...	...	
	PERMANENT POSITIONS FUNDED	...	...	...	...	...	
	OTHER THAN PERMANENT POSITIONS FUNDED	$459.5	$1,644.5	$1,644.5	...	$1,644.5	
	OTHER PERSONNEL COMPENSATION	...	...	...	...	...	
	• Night Work Differential	...	...	...	...	...	
	• Holiday Pay	...	...	...	...	...	
	• Overtime Pay	...	...	...	...	...	
	• Standby	...	...	...	...	...	
	• Terminal Leave	...	...	...	...	...	
	•						
	TOTAL PERSONNEL COMPENSATION	459.5	1,644.5	1,644.5	...	1,644.5	
	PERSONNEL BENEFITS: civilian employees	20.1	79.1	79.1	...	79.1	
	BENEFITS FOR FORMER PERSONNEL	...	...	...	...	...	
	Total Personal Services	$479.6	$1,723.6	$1,723.6	...	$1,723.6	
OTHER OPERATING	TRAVEL AND TRANSPORTATION OF PERSONS	1.6	11.5	11.5	...	11.5	
	TRANSPORTATION OF THINGS	...	...	...	...	...	
	RENT, COMMUNICATIONS AND UTILITIES	...	...	...	...	...	
	PRINTING AND REPRODUCTION	...	...	...	...	...	
	OTHER SERVICES	10.0	34.7	34.7	...	34.7	
	SUPPLIES AND MATERIALS	19.4	73.3	73.3	...	73.3	
	EQUIPMENT TO BE CAPITALIZED	24.5	86.8	86.8	...	86.8	
	EQUIPMENT NOT TO BE CAPITALIZED	...	...	...	...	...	
	GRANTS AND SUBSIDIES	...	...	...	...	...	
	INSURANCE CLAIMS AND INDEMNITIES	...	...	...	...	...	
	REFUNDS	...	...	...	...	...	
	Total Other Operating	$ 55.5	$ 206.3	$ 206.3	...	$ 206.3	
	TOTAL OPERATING	$535.1	$1,929.9	$1,929.9	...	$1,929.9	

DISTRICT OF COLUMBIA GOVERNMENT			SCHEDULE 5		
AGENCY: Public Schools	CATEGORY: Junior High School Education	SUBCATEGORY:	BUDGET UNIT:	CODE: 210	Continuation Sheet Page Of

DISTRIBUTION OF INCREASES–D.C. OPERATING FUNDS

Class/Item	D.C. Fund	Pos.	Amounts			Annualization	Full Year Amount	Recommended
			Personal Services	Other Operating	Total			
Within-grade Increase	G	...	$ 467.5	...	$ 467.5			
TSA Salary Increase	G	...	2,432.4	...	2,432.4			
New and Improved Services								
Restoration of FY 1973 vacancy allowance	RS	...	491.1	...	491.1			
TSA-15 Increase	RS	63	736.7	...	736.7			
Total		63	$4,127.7	...	$4,127.7			

AGENCY: PUBLIC SCHOOLS	CATEGORY: JUNIOR HIGH	SUBCATEGORY:	BUDGET UNIT:	CODE: 210

DISTRIBUTION OF POSITIONS

TITLE	GRADE	FY 1973
CLASSROOM TEACHERS		
English Teacher	TSA-15	218
Reading Teacher	TSA-15	46
Mathematics Teacher	TSA-15	211
Foreign Language Teacher	TSA-15	83
Science Teacher	TSA-15	157
Social Science Teacher	TSA-15	193
Art Teacher	TSA-15	54
Music, Vocal Teacher	TSA-15	58
Music, Instrumental Teacher	TSA-15	30
Health, Physical Education, and Safety Teacher	TSA-15	101
Business Education Teacher	TSA-15	88

(Teaching positions are distributed each academic year by subject areas based on student interests and educational choices. Total number of teaching positions for FY 1974 is on page GA-210-10.)

AGENCY PUBLIC SCHOOLS	CATEGORY: JUNIOR HIGH	SUBCATEGORY:	BUDGET UNIT:	CODE: 210

DISTRIBUTION OF POSITIONS

TITLE	GRADE	FY 1973	CHANGE	FY 1974
Home Economics				
Teacher	TSA-15	82		
Industrial Arts				
Teacher	TSA-15	155		
TOTAL, TEACHERS		1,476	+75	
Counseling				
Counselor	TSA-15	81	...	81
Library Services				
Librarian	TSA-15	30	...	30
Other Programs				
Community Aide	GS-4	56	...	56
Administration and Supervision				
Principal	TSA-6	30	...	30
Assistant Principal	TSA-8	76	...	76
		106	...	106
Clerical				
Administrative Aide	GS-6	30	...	30
Clerk	GS-4	37	...	37
		67	...	67
TOTAL, JUNIOR HIGH		1,816	+75	1,891

DISTRICT OF COLUMBIA GOVERNMENT		SCHEDULE 1		
AGENCY: Public Schools	CATEGORY: Senior High School Education	SUBCATEGORY:	BUDGET UNIT:	CODE: 220

FINANCIAL SUMMARY

Resource Category	Description		Past Year FY 1972 Obligations	Current Year FY 1973 Allotment	Budget Year FY 1974 Adjusted Base	Budget Year FY 1974 Increase	Budget Year FY 1974 Request	Recommended
OPERATING	D.C. FUNDS		$ 13,828.9	$ 14,280.2	$ 12,973.5	$ 1,752.3	$ 14,725.8	
	REVENUE SHARING FUNDS		...	...	184.2	760.1	944.3	
	FEDERAL GRANTS		1,167.4	333.5	333.5	...	333.5	
	OTHER		...	...	...	...	...	
	REIMBURSEMENTS	District (non add)	...	...	...	...	...	
		Non-District	133.3	136.3	136.3	...	136.3	
	Total Operating		$ 15,129.6	$ 14,750.0	$ 13,627.5	$ 2,512.4	$ 16,139.9	
CAPITAL IMPROVEMENTS	D.C. FUNDS		$ 4,390.5	$ 14,181.0			$ 2,213.0	
	REVENUE SHARING FUNDS		...	...			...	
	FEDERAL GRANTS		...	...			...	
	Total Capital Improvements		$ 4,390.5	$ 14,181.0			$ 2,213.0	

MANPOWER SUMMARY

D.C. POSITIONS	AUTHORIZED PERMANENT						
	• Full Time	1,119	1,113	1,097 1/	39 2/	1,136 3/	
	• Part Time	...	...	...	...	...	
	TEMPORARY	...	...	...	...	...	
GRANT POSITIONS		8	35	35	...	35	
REIMBURSABLE POSITIONS		8	8	8	...	8	
	GRAND TOTAL	1,135	1,156	1,140	39	1,179	

Revised 10/72

1/Includes 24 positions from revenue sharing
2/Includes 39 positions from revenue sharing
3/Includes 89 positions from revenue sharing

DISTRICT OF COLUMBIA GOVERNMENT				SCHEDULE 3
AGENCY: Public Schools	CATEGORY: Senior High School Education	CODE: 220	FUNDING SOURCE: District Appropriation	Continuation Sheet Page Of

OBJECT CLASS SUMMARY–OPERATING FUNDS

Object Classes		Past Year FY 1972 Obligations	Current Year FY 1973 Allotment	Budget Year FY 1974			Recommended
Expense Category	Title			Adjusted Base	Increase	Request	
PERSONAL SERVICES	PERMANENT POSITIONS AVAILABLE (non-add)	...	...	$ 12,467.3	$ 1,729.8	$ 14,197.1	
	PERMANENT POSITIONS FUNDED	$ 12,373.8	$ 12,760.8	12,260.5	1,729.8	13,990.3	
	OTHER THAN PERMANENT POSITIONS FUNDED	...	...	67.0	...	67.0	
	OTHER PERSONNEL COMPENSATION	...	...	...	...	...	
	• Night Work Differential	...	...	...	...	...	
	• Holiday Pay	...	...	...	...	...	
	• Overtime Pay	...	...	...	...	...	
	• Standby	...	...	...	...	...	
	• Terminal Leave	...	...	...	...	...	
	•						
	TOTAL PERSONNEL COMPENSATION	$ 12,373.8	$ 12,760.8	$ 12,327.5	$ 1,729.8	$ 14,057.3	
	PERSONNEL BENEFITS: civilian employees	994.8	1,059.1	165.0	22.5	187.5	
	BENEFITS FOR FORMER PERSONNEL	...	...	20.7	...	20.7	
	Total Personal Services	$ 13,368.6	$ 13,819.9	$ 12,513.2	$ 1,752.3	$ 14,265.5	
OTHER OPERATING	TRAVEL AND TRANSPORTATION OF PERSONS	...	...	...	...	...	
	TRANSPORTATION OF THINGS	...	...	...	...	...	
	RENT, COMMUNICATIONS AND UTILITIES	...	...	...	...	...	
	PRINTING AND REPRODUCTION	...	...	...	...	...	
	OTHER SERVICES	...	...	...	...	...	
	SUPPLIES AND MATERIALS	$ 126.1	$ 126.1	$ 126.1	...	$ 126.1	
	EQUIPMENT TO BE CAPITALIZED	...	...	...	...	...	
	EQUIPMENT NOT TO BE CAPITALIZED	334.2	334.2	334.2	...	334.2	
	GRANTS AND SUBSIDIES	...	...	...	...	...	
	INSURANCE CLAIMS AND INDEMNITIES	...	...	...	...	...	
	REFUNDS	...	...	...	...	...	
		...	...	...	...	...	
		...	...	...	...	...	
		...	...	...	...	...	
		...	...	...	...	...	
	Total Other Operating	$ 460.3	$ 460.3	$ 460.3	...	$ 460.3	
	TOTAL OPERATING	$ 13,828.9	$ 14,280.2	$ 12,973.5	$ 1,752.3	$ 14,725.8	

DISTRICT OF COLUMBIA GOVERNMENT

SCHEDULE 3

AGENCY: Public Schools | CATEGORY: Senior High School Education | CODE: 220 | FUNDING SOURCE: Revenue Sharing | Continuation Sheet Page Of

OBJECT CLASS SUMMARY–OPERATING FUNDS

Object Classes		Past Year FY 1972 Obligations	Current Year FY 1973 Allotment	Budget Year FY 1974			Recommended
Expense Category	Title			Adjusted Base	Increase	Request	
PERSONAL SERVICES	PERMANENT POSITIONS AVAILABLE (non-add)	...	...	$ 170.1	$ 750.3	$ 920.4	
	PERMANENT POSITIONS FUNDED	...	...	170.1	750.3	920.4	
	OTHER THAN PERMANENT POSITIONS FUNDED	...	...	...	...	...	
	OTHER PERSONNEL COMPENSATION	...	...	...	...	...	
	• Night Work Differential	...	...	...	...	...	
	• Holiday Pay	...	...	...	...	...	
	• Overtime Pay	...	...	...	...	...	
	• Standby	...	...	...	...	...	
	• Terminal Leave	...	...	...	...	...	
	•						
	TOTAL PERSONNEL COMPENSATION	...	...	$ 170.1	$ 750.3	$ 920.4	
	PERSONNEL BENEFITS: civilian employees	...	...	2.2	9.8	12.0	
	BENEFITS FOR FORMER PERSONNEL	...	...	11.9	...	11.9	
	Total Personal Services	...	...	$ 184.2	$ 760.1	$ 944.3	
OTHER OPERATING	TRAVEL AND TRANSPORTATION OF PERSONS	...	...	...	...	...	
	TRANSPORTATION OF THINGS	...	...	...	...	...	
	RENT; COMMUNICATIONS AND UTILITIES	...	...	...	...	...	
	PRINTING AND REPRODUCTION	...	...	...	...	...	
	OTHER SERVICES	...	...	...	...	...	
	SUPPLIES AND MATERIALS	...	...	...	...	...	
	EQUIPMENT TO BE CAPITALIZED	...	...	...	...	...	
	EQUIPMENT NOT TO BE CAPITALIZED	...	...	...	...	...	
	GRANTS AND SUBSIDIES	...	...	...	...	...	
	INSURANCE CLAIMS AND INDEMNITIES	...	...	...	...	...	
	REFUNDS	...	...	...	...	...	
		...	...	...	...	...	
		...	...	...	...	...	
		...	...	...	...	...	
		...	...	...	...	...	
	Total Other Operating	...	...	...	...	...	
	TOTAL OPERATING	...	...	$ 184.2	$ 760.1	$ 944.3	

Page GA-220-5

DISTRICT OF COLUMBIA GOVERNMENT				SCHEDULE 3
AGENCY: Public Schools	CATEGORY: Senior High School Education	CODE: 220	FUNDING SOURCE: Federal Grants	Continuation Sheet Page Of

OBJECT CLASS SUMMARY–OPERATING FUNDS

Object Classes		Past Year FY 1972 Obligations	Current Year FY 1973 Allotment	Budget Year FY 1974			Recommended
Expense Category	Title			Adjusted Base	Increase	Request	
PERSONAL SERVICES	PERMANENT POSITIONS AVAILABLE (non-add)	...	...	...	...	...	
	PERMANENT POSITIONS FUNDED	...	...	...	...	...	
	OTHER THAN PERMANENT POSITIONS FUNDED	$ 930.0	$371.5	$371.5	...	$371.5	
	OTHER PERSONNEL COMPENSATION	...	...	...	...	...	
	• Night Work Differential	...	...	...	...	...	
	• Holiday Pay	...	...	...	...	...	
	• Overtime Pay	...	...	...	...	...	
	• Standby	...	...	...	...	...	
	• Terminal Leave	...	...	...	...	...	
	•						
	TOTAL PERSONNEL COMPENSATION	930.0	371.5	371.5	...	371.5	
	PERSONNEL BENEFITS: civilian employees	42.7	23.0	23.0	...	23.0	
	BENEFITS FOR FORMER PERSONNEL	...	...	...	...	...	
	Total Personal Services	$ 972.7	$394.5	$394.5	...	$394.5	
OTHER OPERATING	TRAVEL AND TRANSPORTATION OF PERSONS	7.9	2.8	2.8	...	2.8	
	TRANSPORTATION OF THINGS	...	...	...	...	...	
	RENT, COMMUNICATIONS AND UTILITIES	18.1	7.0	7.0	...	7.0	
	PRINTING AND REPRODUCTION	1.6	.2	.2	...	.2	
	OTHER SERVICES	108.3	42.3	42.3	...	42.3	
	SUPPLIES AND MATERIALS	30.3	11.7	11.7	...	11.7	
	EQUIPMENT TO BE CAPITALIZED	28.5	11.3	11.3	...	11.3	
	EQUIPMENT NOT TO BE CAPITALIZED	...	...	...	...	...	
	GRANTS AND SUBSIDIES	...	...	...	...	...	
	INSURANCE CLAIMS AND INDEMNITIES	...	...	...	...	...	
	REFUNDS	...	...	...	...	...	
	Total Other Operating	$ 194.7	$ 75.3	$ 75.3	...	$ 75.3	
	TOTAL OPERATING	$1,167.4	$469.8	$469.8	...	$469.8	

DISTRICT OF COLUMBIA GOVERNMENT			SCHEDULE 5		
AGENCY: Public Schools	CATEGORY: Senior High School Education	SUBCATEGORY:	BUDGET UNIT:	CODE: 220	Continuation Sheet Page Of

DISTRIBUTION OF INCREASES–D.C. OPERATING FUNDS

Class/Item	D.C. Fund	Pos.	Amounts			Annualization	Full Year Amount	Recommended
			Personal Services	Other Operating	Total			
TSA Salary Increase	G	...	$ 1,470.0	...	$ 1,470.0	...	...	
Within-grade Increase	G	...	282.3	...	282.3	...	...	
New and Improved Services:								
Restoration of FY 1973 Vacancies	RS	...	304.0	...	304.0	...	...	
TSA-15 Teacher	RS	39	456.1	...	456.1	...	...	
Total		39	$ 2,512.4	...	$ 2,512.4	...	...	

AGENCY: PUBLIC SCHOOLS	CATEGORY: SENIOR HIGH	SUBCATEGORY:	BUDGET UNIT:	CODE: 220

DISTRIBUTION OF POSITIONS

TITLE	GRADE	FY 1973
CLASSROOM TEACHERS		
English Teacher	TSA-15	158
Reading Teacher	TSA-15	1
Foreign Language Teacher	TSA-15	82
Mathematics Teacher	TSA-15	90
Science Teacher	TSA-15	97
Social Science Teacher	TSA-15	118
Art Teacher	TSA-15	25
Music, Vocal Teacher	TSA-15	11
Music, Instrumental Teacher	TSA-15	14
Health, Physical Education, and Drugs Teacher	TSA-15	101
Business Education Teacher	TSA-15	111

(Teaching positions are distributed each academic year by subject areas based on student interests and educational choices. Total number of teaching positions for FY 1974 is on page GA-210-10.)

AGENCY: PUBLIC SCHOOLS	CATEGORY: SENIOR HIGH	SUBCATEGORY:	BUDGET UNIT:	CODE: 220

DISTRIBUTION OF POSITIONS

TITLE	GRADE	FY 1973	CHANGE	FY 1974
Home Economics Teacher	TSA-15	28		
Industrial Arts Teacher	TSA-15	32		
Military Science Teacher	TSA-15	4		
Driver Education Teacher	TSA-15	22		
TOTAL, TEACHERS		894	+47	941
Counseling Counselor	TSA-15	54	...	54
Library Services Librarian	TSA-15	20	...	20
Other Programs				
Social Worker	TSA-15	2	...	2
Community Aide	GS - 4	24	...	24
		26	...	26
Administration and Supervision				
Principal	TSA-6	14	...	14
Assistant Principal	TSA-8	43	...	43
		57	...	57
Clerical				
Administrative Aide	GS - 6	13	...	13
Clerk	GS - 4	25	...	25
		38	...	38
TOTAL, SENIOR HIGH		1,089	+47	1,136

DISTRICT OF COLUMBIA GOVERNMENT			SCHEDULE 1	
AGENCY: Public Schools	CATEGORY: Career Development	SUBCATEGORY:	BUDGET UNIT:	CODE: 300

FINANCIAL SUMMARY

Resource Category	Description		Past Year FY 1972 Obligations	Current Year FY 1973 Allotment	Budget Year FY 1974 Adjusted Base	Budget Year FY 1974 Increase	Budget Year FY 1974 Request	Recommended
OPERATING	D.C. FUNDS		$ 3,931.9	$ 4,023.3	$ 3,636.6	$ 499.2	$ 4,135.8	
	REVENUE SHARING FUNDS		...	...	...	46.8	46.8	
	FEDERAL GRANTS		2,499.4	2,465.0	2,465.0	...	2,465.0	
	OTHER		...	...	...	...	...	
	REIMBURSEMENTS	District (non add)	...	...	...	...	...	
		Non-District	1,510.3	1,510.3	1,510.3	...	1,510.3	
	Total Operating		$ 7,941.6	$ 7,998.6	$ 7,611.9	$ 546.0	$ 8,157.9	
CAPITAL IMPROVEMENTS	D.C. FUNDS		$ 489.9	...			$ 1,033.0	
	REVENUE SHARING FUNDS		...	...			...	
	FEDERAL GRANTS		...	...			...	
	Total Capital Improvements		$ 489.9	...			$ 1,033.0	

MANPOWER SUMMARY

D.C. POSITIONS	AUTHORIZED PERMANENT						
	• Full Time	286	280	277	6	283 1/	
	• Part Time	...	...	...	...	...	
	TEMPORARY	...	...	...	...	...	
REVENUE SHARING POSITIONS		...	...	...	...	...	
GRANT POSITIONS		222 (526)	180 (500)	180 (500)	...	180 (500)	
REIMBURSABLE POSITIONS		89	89	89	...	89	
	GRAND TOTAL	597 (526)	549 (500)	546 (500)	6	552 (500)	

Revised 10/72

1/Includes 4 positions from revenue sharing

DISTRICT OF COLUMBIA GOVERNMENT			SCHEDULE 3	
AGENCY: Public Schools	CATEGORY: Career Development	CODE: 300	FUNDING SOURCE: District Appropriation	Continuation Sheet Page Of

OBJECT CLASS SUMMARY–OPERATING FUNDS

Object Classes		Past Year FY 1972 Obligations	Current Year FY 1973 Allotment	Budget Year FY 1974			Recommended
Expense Category	Title			Adjusted Base	Increase	Request	
PERSONAL SERVICES	PERMANENT POSITIONS AVAILABLE (non-add)	...	...	$ 3,190.4	$ 486.8	$ 3,677.2	
	PERMANENT POSITIONS FUNDED	$ 3,490.8	$ 3,575.2	3,137.7	486.8	3,624.5	
	OTHER THAN PERMANENT POSITIONS FUNDED	175.6	175.6	46.1	...	46.1	
	OTHER PERSONNEL COMPENSATION	...	...	...	...	...	
	• Night Work Differential	...	...	...	...	...	
	• Holiday Pay	...	...	...	...	...	
	• Overtime Pay	...	...	...	...	...	
	• Standby	...	...	...	...	...	
	• Terminal Leave	...	...	...	...	...	
	• Extra Duty Pay	...	...	116.0	...	116.0	
	TOTAL PERSONNEL COMPENSATION	$ 3,666.4	$ 3,750.8	$ 3,299.8	$ 486.8	$ 3,786.6	
	PERSONNEL BENEFITS: civilian employees	86.2	93.2	136.2	6.9	143.1	
	BENEFITS FOR FORMER PERSONNEL	...	...	21.3	5.5	26.8	
	Total Personal Services	$ 3,752.6	$ 3,844.0	$ 3,457.3	$ 499.2	$ 3,956.5	
OTHER OPERATING	TRAVEL AND TRANSPORTATION OF PERSONS	$ 12.0	$ 12.0	$ 12.0	...	$ 12.0	
	TRANSPORTATION OF THINGS	...	...	...	...	...	
	RENT, COMMUNICATIONS AND UTILITIES	...	...	...	...	...	
	PRINTING AND REPRODUCTION	...	...	...	...	...	
	OTHER SERVICES	15.9	15.9	15.9	...	15.9	
	SUPPLIES AND MATERIALS	46.6	46.6	46.6	...	46.6	
	EQUIPMENT TO BE CAPITALIZED	...	...	...	...	...	
	EQUIPMENT NOT TO BE CAPITALIZED	104.8	104.8	104.8	...	104.8	
	GRANTS AND SUBSIDIES	...	...	...	...	...	
	INSURANCE CLAIMS AND INDEMNITIES	...	...	...	...	...	
	REFUNDS	...	...	...	...	...	
	Total Other Operating	$ 179.3	$ 179.3	$ 179.3	...	$ 179.3	
	TOTAL OPERATING	$ 3,931.9	$ 4,023.3	$ 3,636.6	$ 499.2	$ 4,135.8	

DISTRICT OF COLUMBIA GOVERNMENT			SCHEDULE 3	
AGENCY: Public Schools	CATEGORY: Career Development	CODE: 300	FUNDING SOURCE: Revenue Sharing	Continuation Sheet Page Of

OBJECT CLASS SUMMARY–OPERATING FUNDS

Object Classes		Past Year FY 1972 Obligations	Current Year FY 1973 Allotment	Budget Year FY 1974			Recommended
Expense Category	Title			Adjusted Base	Increase	Request	
PERSONAL SERVICES	PERMANENT POSITIONS AVAILABLE (non-add)	...	...	...	$ 46.2	$ 46.2	
	PERMANENT POSITIONS FUNDED	...	...	...	46.2	46.2	
	OTHER THAN PERMANENT POSITIONS FUNDED	...	...	...	...	...	
	OTHER PERSONNEL COMPENSATION	...	...	...	...	...	
	• Night Work Differential	...	...	...	...	...	
	• Holiday Pay	...	...	...	...	...	
	• Overtime Pay	...	...	...	...	...	
	• Standby	...	...	...	...	...	
	• Terminal Leave	...	...	...	...	...	
	•	...	...	...	...	...	
	TOTAL PERSONNEL COMPENSATION	...	...	...	$ 46.2	$ 46.2	
	PERSONNEL BENEFITS: civilian employees	...	...	...	.6	.6	
	BENEFITS FOR FORMER PERSONNEL	...	...	...	...	...	
	Total Personal Services	...	...	...	$ 46.8	$ 46.8	
OTHER OPERATING	TRAVEL AND TRANSPORTATION OF PERSONS	...	...	...	...	...	
	TRANSPORTATION OF THINGS	...	...	...	...	...	
	RENT, COMMUNICATIONS AND UTILITIES	...	...	...	...	...	
	PRINTING AND REPRODUCTION	...	...	...	...	...	
	OTHER SERVICES	...	...	...	...	...	
	SUPPLIES AND MATERIALS	...	...	...	...	...	
	EQUIPMENT TO BE CAPITALIZED	...	...	...	...	...	
	EQUIPMENT NOT TO BE CAPITALIZED	...	...	...	...	...	
	GRANTS AND SUBSIDIES	...	...	...	...	...	
	INSURANCE CLAIMS AND INDEMNITIES	...	...	...	...	...	
	REFUNDS	...	...	...	...	...	
	Total Other Operating	...	...	...	...	...	
	TOTAL OPERATING	...	...	...	$ 46.8	$ 46.8	

DISTRICT OF COLUMBIA GOVERNMENT

AGENCY: Public Schools | CATEGORY: Career Development | CODE: 300 | FUNDING SOURCE: Federal Grants | SCHEDULE 3 | Continuation Sheet Page 04

OBJECT CLASS SUMMARY--OPERATING FUNDS

Object Classes: Expense Category	Title	Past Year FY 1972 Obligations	Current Year FY 1973 Allotment	Budget Year FY 1974: Adjusted Base	Increase	Request	Recommended
PERSONAL SERVICES	PERMANENT POSITIONS AVAILABLE (non-add)	...	...	...	...	...	
	PERMANENT POSITIONS FUNDED	...	...	...	...	...	
	OTHER THAN PERMANENT POSITIONS FUNDED	$ 820.2	$1,303.9	$1,303.9	...	$1,303.9	
	OTHER PERSONNEL COMPENSATION	...	...	...	...	...	
	• Night Work Differential	...	...	...	...	...	
	• Holiday Pay	...	...	...	...	...	
	• Overtime Pay	...	...	...	...	...	
	• Standby	...	...	...	...	...	
	• Terminal Leave	...	...	...	...	...	
	•	...	...	...	...	...	
	TOTAL PERSONNEL COMPENSATION	820.2	1,303.9	1,303.9	...	1,303.9	
	PERSONNEL BENEFITS: civilian employees	44.2	67.6	67.6	...	67.6	
	BENEFITS FOR FORMER PERSONNEL	...	...	...	...	...	
	Total Personal Services	$ 864.4	$1,371.5	$1,371.5	...	$1,371.5	
OTHER OPERATING	TRAVEL AND TRANSPORTATION OF PERSONS	3.4	15.9	15.9	...	15.9	
	TRANSPORTATION OF THINGS	...	...	...	...	...	
	RENT, COMMUNICATIONS AND UTILITIES	83.4	131.1	131.1	...	131.1	
	PRINTING AND REPRODUCTION	...	...	...	...	...	
	OTHER SERVICES	1,351.3	2,140.4	2,140.4	...	2,140.4	
	SUPPLIES AND MATERIALS	34.8	62.0	62.0	...	62.0	
	EQUIPMENT TO BE CAPITALIZED	162.1	254.4	254.4	...	254.4	
	EQUIPMENT NOT TO BE CAPITALIZED	...	...	...	...	...	
	GRANTS AND SUBSIDIES	...	...	...	...	...	
	INSURANCE CLAIMS AND INDEMNITIES	...	...	...	...	...	
	REFUNDS	...	...	...	...	...	
	Total Other Operating	$1,635.0	$2,603.8	$2,603.8	...	$2,603.8	
	TOTAL OPERATING	$2,499.4	$3,975.3	$3,975.3	...	$3,975.3	

DISTRICT OF COLUMBIA GOVERNMENT

SCHEDULE 5

AGENCY:	CATEGORY:	SUBCATEGORY:	BUDGET UNIT:	CODE:	Continuation Sheet
Public Schools	Career Development			300	Page Of

DISTRIBUTION OF INCREASES–D.C. OPERATING FUNDS

Class/Item	D.C. Fund	Pos.	Amounts: Personal Services	Amounts: Other Operating	Amounts: Total	Annualization	Full Year Amount	Recommended
TSA Salary Increase	G	...	$ 380.4	...	$ 380.4	...	...	
Teacher's Retirement fund		...	...	...	...	...	...	
Within-grade Increase	G	...	73.1	...	73.1	...	...	
Increased utility cost		...	...	...	...	...	...	
Staffing New Facilities								
TSA-6 Principal	G	1	11.8	...	11.8	$ 8.5	$ 20.3	
TSA-8 Assistant Principal	G	1	9.8	...	9.8	7.1	16.9	
TSA-15 Librarian	G	1	6.8	...	6.8	5.1	11.9	
TSA-15 Counselor	G	1	6.8	...	6.8	5.1	11.9	
GS-6 Administrative Aide	G	1	6.0	...	6.0	4.5	10.5	
GS-4 Clerk	G	1	4.5	...	4.5	3.3	7.8	
New and Improved Programs								
Restoration of FY 1973 Vacancy	RS	...	46.8	...	46.8	...	...	
Total		6	$ 546.0	...	$ 546.0	$ 33.6	$ 79.3	

Page GA-300-7

AGENCY: PUBLIC SCHOOLS	CATEGORY: CAREER DEVELOPMENT	SUBCATEGORY:	BUDGET UNIT:	CODE: 300

DISTRIBUTION OF POSITIONS

TITLE	GRADE	FY 1973	CHANGE	FY 1974
Vocational-Technical				
Teacher	TSA-15	86	...	86
Teacher Aide	GS - 4	5	...	5
		91	...	91
Business Education				
Teacher	TSA-15	19	...	19
Health Occupations				
Teacher	TSA-15	13	...	13
Counseling				
Counselor	TSA-15	13	+ 1	14
Library Services				
Librarian	TSA-15	5	+ 1	6
Administration and Supervision				
Principal	TSA- 6	5	+ 1	6
Assistant Principal	TSA- 8	4	+ 1	5
Coordinator	TSA-14	1	...	1
		10	+ 2	12
Clerical				
Administrative Aide	GS - 6	5	+ 1	6
Clerk	GS - 4	4	+ 1	5
		9	+ 2	11

AGENCY: PUBLIC SCHOOLS	CATEGORY: CAREER DEVELOPMENT	SUBCATEGORY:	BUDGET UNIT:	CODE: 300

DISTRIBUTION OF POSITIONS

TITLE	GRADE	FY 1973	CHANGE	FY 1974
Cooperative Education				
Teacher	TSA-15	10	...	10
Teacher Aide	GS - 4	5	...	5
		15	...	15
English Teacher	TSA-15	15	...	15
Mathematics Teacher	TSA-15	14	...	14
Science Teacher	TSA-15	8	...	8
Social Studies Teacher	TSA-15	13	...	13
Music Teacher	TSA-15	3	...	3
Health, Physical Education Teacher	TSA-15	7	...	7
Driver Education Teacher	TSA-15	5	...	5
Home Economics Teacher	TSA-15	12	...	12
Military Science Teacher	TSA-15	5	...	5
Post Secondary Teacher	TSA-15	20	...	20
TOTAL, CAREER DEVELOPMENT		277	+ 6	283

GA-300-9

DISTRICT OF COLUMBIA GOVERNMENT		SCHEDULE 1		
AGENCY: Public Schools	CATEGORY: Adult and Continuing Education	SUBCATEGORY:	BUDGET UNIT:	CODE: 400

FINANCIAL SUMMARY

Resource Category	Description		Past Year FY 1972 Obligations	Current Year FY 1973 Allotment	Budget Year FY 1974 Adjusted Base	Budget Year FY 1974 Increase	Budget Year FY 1974 Request	Recommended
OPERATING	D.C. FUNDS		$2,546.7	$2,571.5	$2,376.3	$ 329.7	$ 2,706.0	
	REVENUE SHARING FUNDS		...	...	...	...	...	
	FEDERAL GRANTS		2,332.4	1,479.7	1,479.7	...	1,479.7	
	OTHER		...	...	...	...	...	
	REIMBURSEMENTS	District (non add)	...	...	...	...	...	
		Non-District	...	...	...	...	...	
	Total Operating		$4,879.1	$4,051.2	$3,856.0	$ 329.7	$ 4,185.7	
CAPITAL IMPROVEMENTS	D.C. FUNDS		...	...			...	
	REVENUE SHARING FUNDS		...	...			...	
	FEDERAL GRANTS		...	...			...	
	Total Capital Improvements		...	...			...	

MANPOWER SUMMARY

D.C. POSITIONS	AUTHORIZED PERMANENT						
	• Full Time	63	64	57	33	90	
	• Part Time	...	...	...	...	...	
	TEMPORARY	...	...	(3)	...	(3)	
REVENUE SHARING POSITIONS		...	...	...	...	...	
GRANT POSITIONS		133 (32)	112	112	...	112	
REIMBURSABLE POSITIONS		...	...	...	...	...	
GRAND TOTAL		196 (32)	176	169 (3)	33	202 (3)	

Revised 10/72

DISTRICT OF COLUMBIA GOVERNMENT

SCHEDULE 3

AGENCY: Public Schools | CATEGORY: Adult and Continuing Education | CODE: 400 | FUNDING SOURCE: District Appropriation | Continuation Sheet Page Of

OBJECT CLASS SUMMARY–OPERATING FUNDS

Object Classes		Past Year FY 1972 Obligations	Current Year FY 1973 Allotment	Budget Year FY 1974			Recommended
Expense Category	Title			Adjusted Base	Increase	Request	
PERSONAL SERVICES	PERMANENT POSITIONS AVAILABLE (non-add)	...	...	$ 741.9	$ 233.7	975.6	
	PERMANENT POSITIONS FUNDED	$2,294.3	$2,317.2	732.1	233.7	965.8	
	OTHER THAN PERMANENT POSITIONS FUNDED	...	...	1,448.5	73.9	1,522.4	
	OTHER PERSONNEL COMPENSATION	...	...	...	...	...	
	• Night Work Differential	...	...	...	...	...	
	• Holiday Pay	...	...	...	...	...	
	• Overtime Pay	...	...	...	...	...	
	• Standby	...	...	...	...	...	
	• Terminal Leave	...	...	...	...	...	
	•	...	...	...	...	...	
	TOTAL PERSONNEL COMPENSATION	2,294.3	2,317.2	2,180.6	307.6	2,488.2	
	PERSONNEL BENEFITS: civilian employees	190.5	192.4	27.9	3.8	31.7	
	BENEFITS FOR FORMER PERSONNEL	...	...	105.9	13.3	119.2	
	Total Personal Services	$2,484.8	$2,509.6	$2,314.4	324.7	2,639.1	
OTHER OPERATING	TRAVEL AND TRANSPORTATION OF PERSONS	$ 3.5	$ 3.5	$ 3.5	$ 3.0	$ 6.5	
	TRANSPORTATION OF THINGS	...	...	...	...	...	
	RENT, COMMUNICATIONS AND UTILITIES	...	...	...	...	...	
	PRINTING AND REPRODUCTION	0.6	0.6	0.6	...	0.6	
	OTHER SERVICES	...	...	...	2.0	2.0	
	SUPPLIES AND MATERIALS	45.0	45.0	45.0	...	45.0	
	EQUIPMENT TO BE CAPITALIZED	...	...	...	...	...	
	EQUIPMENT NOT TO BE CAPITALIZED	12.8	12.8	12.8	...	12.8	
	GRANTS AND SUBSIDIES	...	...	...	...	...	
	INSURANCE CLAIMS AND INDEMNITIES	...	...	...	...	...	
	REFUNDS	...	...	...	...	...	
		...	...	...	...	...	
		...	...	...	...	...	
		...	...	...	...	...	
		...	...	...	...	...	
	Total Other Operating	$ 61.9	$ 61.9	$ 61.9	$ 5.0	$ 66.9	
	TOTAL OPERATING	$2,546.7	$2,571.5	$2,376.3	$ 329.7	$ 2,706.0	

Page GA-400-3

DISTRICT OF COLUMBIA GOVERNMENT				SCHEDULE 3
AGENCY: Public Schools	CATEGORY: Adult and Continuing Education	CODE: 400	FUNDING SOURCE: Federal Grants	Continuation Sheet Page Of

OBJECT CLASS SUMMARY–OPERATING FUNDS

Object Classes		Past Year FY 1972 Obligations	Current Year FY 1973 Allotment	Budget Year FY 1974			Recommended
Expense Category	Title			Adjusted Base	Increase	Request	
PERSONAL SERVICES	PERMANENT POSITIONS AVAILABLE (non-add)	...	...	...	...	...	
	PERMANENT POSITIONS FUNDED	...	...	...	...	...	
	OTHER THAN PERMANENT POSITIONS FUNDED	$1,912.6	$1,226.5	$1,226.5	...	$1,226.5	
	OTHER PERSONNEL COMPENSATION	...	...	...	...	...	
	• Night Work Differential	...	...	...	...	...	
	• Holiday Pay	...	...	...	...	...	
	• Overtime Pay	...	...	...	...	...	
	• Standby	...	...	...	...	...	
	• Terminal Leave	...	...	...	...	...	
	•						
	TOTAL PERSONNEL COMPENSATION	1,912.6	1,226.5	1,226.5	...	1,226.5	
	PERSONNEL BENEFITS: civilian employees	127.9	79.4	79.4	...	79.4	
	BENEFITS FOR FORMER PERSONNEL	...	...	...	...	...	
	Total Personal Services	$2,040.5	$1,305.9	$1,305.9	...	$1,305.9	
OTHER OPERATING	TRAVEL AND TRANSPORTATION OF PERSONS	20.3	12.5	12.5	...	12.5	
	TRANSPORTATION OF THINGS	...	...	...	...	...	
	RENT, COMMUNICATIONS AND UTILITIES	16.4	10.3	10.3	...	10.3	
	PRINTING AND REPRODUCTION	.3	.1	.1	...	.1	
	OTHER SERVICES	142.9	93.2	93.2	...	93.2	
	SUPPLIES AND MATERIALS	89.7	44.4	44.4	...	44.4	
	EQUIPMENT TO BE CAPITALIZED	22.3	13.3	13.3	...	13.3	
	EQUIPMENT NOT TO BE CAPITALIZED	...	...	...	...	...	
	GRANTS AND SUBSIDIES	...	...	...	...	...	
	INSURANCE CLAIMS AND INDEMNITIES	...	...	...	...	...	
	REFUNDS	...	...	...	...	...	
	Total Other Operating	$ 291.9	$ 173.8	$ 173.8	...	$ 173.8	
	TOTAL OPERATING	$2,332.4	$1,479.7	$1,479.7	...	$1,479.7	

DISTRICT OF COLUMBIA GOVERNMENT

SCHEDULE 5

AGENCY:	CATEGORY:	SUBCATEGORY:	BUDGET UNIT:	CODE:	Continuation Sheet
Public Schools	Adult and Continuing Education			400	Page 01

DISTRIBUTION OF INCREASES—D.C. OPERATING FUNDS

Class/Item	D.C. Fund	Pos.	Amounts: Personal Services	Amounts: Other Operating	Amounts: Total	Annualization	Full Year Amount	Recommended
TSA Salary Increase	G	...	$ 72.0	...	$ 72.0	...	...	
Within-grade Increase	G	...	12.9	...	12.9	...	...	
Staffing New Facilities:								
Community School Program:								
TSA-8 Assistant Principal	G	3	35.0	...	35.0	$15.1	$50.1	
GS-11 Community Coordinator	G	3	33.0	...	33.0	14.4	26.4	
GS-5 Clerical	G	3	11.8	...	11.8	14.6	26.4	
GS-2 Receptionist	G	3	7.7	...	7.7	9.7	17.4	
GS-4 Community Aide	G	6	20.8	...	20.8	25.4	46.2	
GS-4 Educational Aide	G	15	51.6	...	51.6	63.9	115.5	
W.A.E. Librarian	G	...	14.3	...	14.3	14.8	29.1	
W.A.E. Counselor	G	...	14.3	...	14.3	14.8	29.1	
W.A.E. Teacher	G	...	45.9	...	45.9	44.1	90.0	
W.A.E. Custodian	G	...	5.4	...	5.4	6.0	11.4	
Student Field Trips	G	...	...	$1.4	1.4	...	...	
Staff Development	G	...	...	2.0	2.0	...	...	
Travel (out-of-town)	G	...	...	1.6	1.6	...	...	
TOTALS		33	$ 324.7	$5.0	$ 329.7	...	...	

AGENCY: Public Schools	CATEGORY: Adult and Continuing Education	SUBCATEGORY:	BUDGET UNIT:	CODE:

DISTRIBUTION OF POSITIONS

TITLE	GRADE	FY 1973	CHANGE	FY 1974
Adult Basic Education				
Supervising Director	TSA-7	1	...	1
Director	TSA-8	1	...	1
Teacher	TSA-15	3	...	3
Educational Aide	GS-4	2	...	2
		7	...	7
Adult Education Demonstration Center				
Director	TSA-5	1	...	1
Deputy Director	TSA-6	1	...	1
		2	...	2
Armstrong Adult Education Center				
Teacher	TSA-15	12	...	12
Educational Aide	GS-4	1	...	1
		13	...	13
Community School Program				
Assistant Principal	TSA-8	11(1)	+3	14(1)
Community Coordinator	GS-11	...	+3	3
Clerk-Typist	GS-5	...(1)	+3	3(1)
Community Aide	GS-4	...(1)	+6	6(1)
Educational Aide	GS-4	...	+15	15
Receptionist	GS-2	...	+3	3
		11 (3)	+33	44(3)
Americanization Program				
Teacher	TSA-15	12	...	12
Educational Aide	GS-4	1	...	1
		13	...	13

AGENCY: Public Schools	CATEGORY: Adult and Continuing Education	SUBCATEGORY:	BUDGET UNIT:	CODE:

DISTRIBUTION OF POSITIONS

TITLE	GRADE	FY 1973	CHANGE	FY 1974
Administration and Supervision				
Principal	TSA-6	2	...	2
Assistant Principal	TSA-8	2	...	2
Clerical	GS-6	2	...	2
		6	...	6
Counseling/Social Workers				
Counselor/Social Worker	TSA-15	3	...	3
High School Equivalency Program				
Administrative Aide	GS-6	1	...	1
Administrative Aide	GS-5	1	...	1
		2	...	2
TOTAL, ADULT AND CONTINUING EDUCATION		57 (3)	+33	90 (3)

DISTRICT OF COLUMBIA GOVERNMENT		SCHEDULE 1		
AGENCY: Public Schools	CATEGORY: Special Education	SUBCATEGORY:	BUDGET UNIT:	CODE: 500

FINANCIAL SUMMARY

Resource Category	Description		Past Year FY 1972 Obligations	Current Year FY 1973 Allotment	Budget Year FY 1974 Adjusted Base	Budget Year FY 1974 Increase	Budget Year FY 1974 Request	Recommended
OPERATING	D.C. FUNDS		$6,119.3	$ 8,611.8	$ 8,877.9	$ 1,308.7	$10,186.6	
	REVENUE SHARING FUNDS		...	...	...	81.9	81.9	
	FEDERAL GRANTS		1,157.8	1,810.4	1,810.4	...	1,810.4	
	OTHER		...	...	...	...	...	
	REIMBURSEMENTS	District (non add)	...	...	...	...	...	
		Non-District	...	...	...	...	...	
	Total Operating		$ 7,277.1	$10,422.2	$10,688.3	$ 1,390.6	$12,078.9	
CAPITAL IMPROVEMENTS	D.C. FUNDS		...	...			...	
	REVENUE SHARING FUNDS		...	...			...	
	FEDERAL GRANTS		...	...			...	
	Total Capital Improvements		...	...			...	

MANPOWER SUMMARY

D.C. POSITIONS	AUTHORIZED PERMANENT						
	• Full Time	495	641	601	...	601 1/	
	• Part Time	...	(2)	(2)	...	(2)	
	TEMPORARY	...	...	...	...	...	
REVENUE SHARING POSITIONS		...	...	...	...	...	
GRANT POSITIONS		48(5)	76	76	...	76	
REIMBURSABLE POSITIONS		...	...	...	...	...	
GRAND TOTAL		543(5)	717(2)	677(2)	...	677(2)	

Revised 10/12

1/ Includes 7 positions from Revenue Sharing

DISTRICT OF COLUMBIA GOVERNMENT			SCHEDULE 3	
AGENCY: Public Schools	CATEGORY: Special Education	CODE: 500	FUNDING SOURCE: District Appropriation	Continuation Sheet Page Of

OBJECT CLASS SUMMARY–OPERATING FUNDS

Object Classes		Past Year FY 1972 Obligations	Current Year FY 1973 Allotment	Budget Year FY 1974			Recommended
Expense Category	Title			Adjusted Base	Increase	Request	
PERSONAL SERVICES	PERMANENT POSITIONS AVAILABLE (non-add)	...	...	$ 6,841.5	$ 1,282.3	$ 8,123.8	
	PERMANENT POSITIONS FUNDED	$ 3,968.4	$ 6,509.8	6,728.3	1,282.3	8,010.6	
	OTHER THAN PERMANENT POSITIONS FUNDED	...	...	...	...	...	
	OTHER PERSONNEL COMPENSATION	...	...	...	...	...	
	• Night Work Differential	...	...	...	...	...	
	• Holiday Pay	...	...	...	...	...	
	• Overtime Pay	...	...	...	...	...	
	• Standby	...	...	...	...	...	
	• Terminal Leave	...	...	...	...	...	
	•	...	...	...	...	...	
	TOTAL PERSONNEL COMPENSATION	$ 3,968.4	$ 6,509.8	$ 6,728.3	$ 1,282.3	$ 8,010.6	
	PERSONNEL BENEFITS: civilian employees	329.4	84.6	87.4	16.6	104.0	
	BENEFITS FOR FORMER PERSONNEL	...	...	44.8	9.8	54.6	
	Total Personal Services	$ 4,297.8	$ 6,594.4	$ 6,860.5	$ 1,308.7	$ 8,169.2	
OTHER OPERATING	TRAVEL AND TRANSPORTATION OF PERSONS	$ 3.3	$ 16.8	$ 16.8	...	$ 16.8	
	TRANSPORTATION OF THINGS	...	...	...	...	...	
	RENT, COMMUNICATIONS AND UTILITIES	...	...	...	...	...	
	PRINTING AND REPRODUCTION	.8	.8	.8	...	.8	
	OTHER SERVICES	1,690.1	1,708.8	1,708.8	...	1,708.8	
	SUPPLIES AND MATERIALS	27.3	128.8	128.8	...	128.8	
	EQUIPMENT TO BE CAPITALIZED	...	...	...	...	...	
	EQUIPMENT NOT TO BE CAPITALIZED	99.8	162.2	162.2	...	162.2	
	GRANTS AND SUBSIDIES	...	...	...	...	...	
	INSURANCE CLAIMS AND INDEMNITIES	...	...	...	...	...	
	REFUNDS	...	...	...	...	...	
		...	...	...	...	...	
		...	...	...	...	...	
		...	...	...	...	...	
		...	...	...	...	...	
	Total Other Operating	$ 1,821.5	$ 2,017.4	$ 2,017.4	...	$ 2,017.4	
	TOTAL OPERATING	$ 6,119.3	$ 8,611.8	$ 8,877.9	$ 1,308.7	$10,186.6	

DISTRICT OF COLUMBIA GOVERNMENT

SCHEDULE 3

AGENCY: Public Schools | CATEGORY: Special Education | CODE: 500 | FUNDING SOURCE: Revenue Sharing | Continuation Sheet Page Of

OBJECT CLASS SUMMARY–OPERATING FUNDS

Object Classes		Past Year FY 1972 Obligations	Current Year FY 1973 Allotment	Budget Year FY 1974			Recommended
Expense Category	Title			Adjusted Base	Increase	Request	
PERSONAL SERVICES	PERMANENT POSITIONS AVAILABLE (non-add)	...	...	...	$ 75.6	$ 75.6	
	PERMANENT POSITIONS FUNDED	...	...	...	75.6	75.6	
	OTHER THAN PERMANENT POSITIONS FUNDED	...	...	...	...	...	
	OTHER PERSONNEL COMPENSATION	...	...	...	...	...	
	• Night Work Differential	...	...	...	...	...	
	• Holiday Pay	...	...	...	...	...	
	• Overtime Pay	...	...	...	...	...	
	• Standby	...	...	...	...	...	
	• Terminal Leave	...	...	...	...	...	
	•	...	...	...	...	...	
	TOTAL PERSONNEL COMPENSATION	...	...	...	$ 75.6	$ 75.6	
	PERSONNEL BENEFITS: civilian employees	...	...	...	6.3	6.3	
	BENEFITS FOR FORMER PERSONNEL	...	...	...	...	...	
	Total Personal Services	...	...	...	$ 81.9	$ 81.9	
OTHER OPERATING	TRAVEL AND TRANSPORTATION OF PERSONS	...	...	...	...	...	
	TRANSPORTATION OF THINGS	...	...	...	...	...	
	RENT, COMMUNICATIONS AND UTILITIES	...	...	...	...	...	
	PRINTING AND REPRODUCTION	...	...	...	...	...	
	OTHER SERVICES	...	...	...	...	...	
	SUPPLIES AND MATERIALS	...	...	...	...	...	
	EQUIPMENT TO BE CAPITALIZED	...	...	...	...	...	
	EQUIPMENT NOT TO BE CAPITALIZED	...	...	...	...	...	
	GRANTS AND SUBSIDIES	...	...	...	...	...	
	INSURANCE CLAIMS AND INDEMNITIES	...	...	...	...	...	
	REFUNDS	...	...	...	...	...	
		...	...	...	...	...	
		...	...	...	...	...	
		...	...	...	...	...	
		...	...	...	...	...	
	Total Other Operating	...	...	...	...	...	
	TOTAL OPERATING	...	...	...	$ 81.9	$ 81.9	

Page GA-500-5

DISTRICT OF COLUMBIA GOVERNMENT

SCHEDULE 3

AGENCY: Public Schools | CATEGORY: Special Education | CODE: 500 | FUNDING SOURCE: Federal Grants | Continuation Sheet Page Of

OBJECT CLASS SUMMARY–OPERATING FUNDS

Object Classes		Past Year FY 1972 Obligations	Current Year FY 1973 Allotment	Budget Year FY 1974			Recommended
Expense Category	Title			Adjusted Base	Increase	Request	
PERSONAL SERVICES	PERMANENT POSITIONS AVAILABLE (non-add)	...	...	...	...	...	
	PERMANENT POSITIONS FUNDED	...	...	...	...	...	
	OTHER THAN PERMANENT POSITIONS FUNDED	$ 480.8	$ 758.7	$ 758.7	...	$ 758.7	
	OTHER PERSONNEL COMPENSATION	...	...	...	...	...	
	• Night Work Differential	...	...	...	...	...	
	• Holiday Pay	...	...	...	...	...	
	• Overtime Pay	...	...	...	...	...	
	• Standby	...	...	...	...	...	
	• Terminal Leave	...	...	...	...	...	
	•						
	TOTAL PERSONNEL COMPENSATION	480.8	758.7	758.7	...	758.7	
	PERSONNEL BENEFITS: civilian employees	26.2	39.8	39.8	...	39.8	
	BENEFITS FOR FORMER PERSONNEL	...	...	...	...	...	
	Total Personal Services	507.0	798.5	798.5	...	798.5	
OTHER OPERATING	TRAVEL AND TRANSPORTATION OF PERSONS	4.5	5.4	5.4	...	5.4	
	TRANSPORTATION OF THINGS	...	...	...	...	...	
	RENT, COMMUNICATIONS AND UTILITIES	.1	...	...	...	...	
	PRINTING AND REPRODUCTION	4.0	5.4	5.4	...	5.4	
	OTHER SERVICES	600.4	937.8	937.8	...	937.8	
	SUPPLIES AND MATERIALS	27.6	41.6	41.6	...	41.6	
	EQUIPMENT TO BE CAPITALIZED	14.2	21.7	21.7	...	21.7	
	EQUIPMENT NOT TO BE CAPITALIZED	...	...	...	...	...	
	GRANTS AND SUBSIDIES	...	...	...	...	...	
	INSURANCE CLAIMS AND INDEMNITIES	...	...	...	...	...	
	REFUNDS	...	...	...	...	...	
	Total Other Operating	$ 650.8	$1,011.9	$1,011.9	...	$1,011.9	
	TOTAL OPERATING	$1,157.8	$1,810.4	$1,810.4	...	$1,810.4	

Page GA-500-6

DISTRICT OF COLUMBIA GOVERNMENT			SCHEDULE 5		
AGENCY: Public Schools	CATEGORY: Special Education	SUBCATEGORY:	BUDGET UNIT:	CODE: 500	Continuation Sheet Page 01

DISTRIBUTION OF INCREASES–D.C. OPERATING FUNDS

Class/Item	D.C. Fund	Pos.	Amounts			Annualization	Full Year Amount	Recommended
			Personal Services	Other Operating	Total			
Within-grades	G	...	$ 151.7	...	$ 151.7			
TSA Salary Increase	G	...	766.8	...	766.8			
Annualizations	G	...	390.2	...	390.2			
Restoration of FY 1973 Vacancy Allowance	RS	...	81.9	...	81.9			
Total		...	$1,390.6	...	$1,390.6			

AGENCY: PUBLIC SCHOOLS	CATEGORY: SPECIAL EDUCATION	SUBCATEGORY:	BUDGET UNIT:	CODE: 500

DISTRIBUTION OF POSITIONS

TITLE	GRADE	FY 1973	CHANGE	FY 1974
Center for Hearing Impaired (Grant School)				
Assistant Principal	TSA- 8	1	...	1
Teacher	TSA-15	10	...	10
Teacher (Art)	TSA-15	1	...	1
Counselor	TSA-15	1	...	1
Administrative Aide	GS - 6	1	...	1
Educational Aide	GS - 4	5		5
		19		19
Visiting Instruction Corps				
Supervisor	TSA-10	1	...	1
Teacher	TSA-15	26	...	26
Clerk	GS - 4	1	...	1
		28		28
Trainable Mentally Retarded (Richardson Annex Center)				
Teacher	TSA-15	7	...	7
Teacher (P.E.)	TSA-15	1	...	1
Counselor (Job)	TSA-15	1	...	1
Educational Aide	GS - 4	2	...	2
		11		11
School Based Program				
Supervisor	TSA-10	2	...	2
Teacher	TSA-15	170	...	170
Secretary	GS - 4	1	...	1
		173		173

AGENCY: PUBLIC SCHOOLS	CATEGORY: SPECIAL EDUCATION	SUBCATEGORY:	BUDGET UNIT:	CODE: 500

DISTRIBUTION OF POSITIONS

TITLE	GRADE	FY 1973	CHANGE	FY 1974
Crisis Resource/Guided Group Interaction/ Mobile Crisis Team (Formerly Behaviorally Problemed)				
Supervisor	TSA -10	2	...	2
Teacher	TSA -15	65	...	65
Secretary	GS - 5	1	...	1
		68		68
Webster Girls' School				
Principal	TSA - 6	1	...	1
Teacher	TSA -15	9	...	9
Counselor	TSA -15	1	...	1
Social Worker	TSA -13	2	...	2
Nurse	GS - 9	1	...	1
Educational Aide	GS - 2	1	...	1
Administrative Aide	GS - 5	1	...	1
		16		16
Mobile Diagnostic Team (New Program)				
Teacher	TSA -15	20	...	20
Administrative Aide	GS - 5	1	...	1
		21	...	21
Blair Sheltered Workshop				
Counselor	TSA -15	1	...	1
Educational Aides	GS - 4	4	...	4
Clerk	GS - 4	1	...	1
		6		6

AGENCY: PUBLIC SCHOOLS	CATEGORY: SPECIAL EDUCATION	SUBCATEGORY:	BUDGET UNIT:	CODE: 500

DISTRIBUTION OF POSITIONS

TITLE	GRADE	FY 1973	CHANGE	FY 1974
Lenox Annex Center for Trainable Mentally Retarded				
Assistant Principal	TSA- 8	1	...	1
Teacher	TSA-15	8	...	8
Teacher (P.E.)	TSA-15	1	...	1
Counselor	TSA-15	1	...	1
Administrative Aide	GS - 6	1	...	1
Educational Aide	GS - 4	2	...	2
		14		14
Mental Health Stations				
Teacher	TSA-15	21	...	21
Teacher (Resource)	TSA-15	1	...	1
		22		22
Morse Crisis Intervention Center				
Assistant Principal	TSA- 8	1	...	1
Teacher	TSA-15	9	...	9
Counselor	TSA-15	1	...	1
Social Worker	TSA-15	1	...	1
Administrative Aide	GS - 5	1	...	1
		13		13
Center for Visually Impaired (Jackson School)				
Assistant Principal	TSA- 8	1	...	1
Teacher	TSA-15	10	...	10
Teacher Itinerent	TSA-15	6	...	6
Teacher (P.E.)	TSA-15	1	...	1
Counselor	TSA-15	1	...	1
Administrative Aide	GS - 6	1	...	1
Educational Aide	GS - 4	5	...	5
Orientation & Mobility Specialist	GS -10	1	...	1
		26		26

AGENCY: PUBLIC SCHOOLS	CATEGORY: SPECIAL EDUCATION	SUBCATEGORY:	BUDGET UNIT:	CODE: 500

DISTRIBUTION OF POSITIONS

TITLE	GRADE	FY 1973	CHANGE	FY 1974
Special Stations for the Trainable Mentally Retarded				
Supervisor	TSA-10	2	...	2
Teacher	TSA-15	18	...	18
Teacher (Resource)	TSA-15	1	...	1
Administrative Aide	GS - 5	1	...	1
Educational Aide	GS - 4	10	...	10
		32		32
Military Road Learning Center				
Teacher	TSA-15	4	...	4
Teacher (P.E.)	TSA-15	1	...	1
Clerk	GS - 4	1	...	1
		6		6
Simon Learning Center				
Teacher	TSA-15	6	...	6
Educational Aide	GS - 4	2	...	2
Clerk	GS - 4	1	...	1
		9		9
Pierce Job Development & Evaluation Center				
Principal	TSA- 6	1	...	1
Teacher	TSA-15	11	...	11
Teacher (P.E.)	TSA-15	1	...	1
Counselor	TSA-15	1	...	1
Social Worker	TSA-15	1	...	1
Job Development Specialist	GS -11	1	...	1
Administrative Aide	GS - 6	1	...	1
Educational Aide	GS - 4	2	...	2
		19		19

AGENCY: PUBLIC SCHOOLS	CATEGORY: SPECIAL EDUCATION	SUBCATEGORY:	BUDGET UNIT:	CODE: 500

DISTRIBUTION OF POSITIONS

TITLE	GRADE	FY 1973	CHANGE	FY 1974
Sharpe Health School Center for the Physically Handicapped				
Principal	TSA - 6	1	...	1
Assistant Principal	TSA - 8	1	...	1
Teacher	TSA -15	30	...	30
Teacher (P.E.)	TSA -15	2	...	2
Counselor	TSA -15	2	...	2
Social Worker	TSA -15	1	...	1
Psychologist	TSA -15	2	...	2
Librarian	TSA -15	1	...	1
Administrative Aide	GS - 6	1	...	1
Educational Aide	GS - 4	4	...	4
Clerk	GS - 4	1	...	1
Cook	WG - 8	1	...	1
Cook Foreman	WG - 5	(2)	...	(2)
Food Service Worker	WG - 3	3	...	3
		50(2)		50(2)
Mamie D. Lee Center for the Trainable Mentally Retarded				
Principal	TSA- 6	1	...	1
Assistant Principal	TSA- 8	1	...	1
Teacher	TSA-15	24	...	24
Teacher (P.E.)	TSA-15	2	...	2
Teacher (Vocational Education)	TSA-15	2	...	2
Librarian	TSA-15	1	...	1
Psychologist	TSA-15	1	...	1
Social Worker	TSA-15	1	...	1
Counselor	TSA-15	1	...	1
Educational Aide	GS - 4	10	...	10
Administrative Aide	GS - 6	1	...	1
Clerk	GS - 4	1	...	1
		46		46
Media Services				
Teacher	TSA-15	6	...	6
Media Aide	GS - 4	2	...	2
		8		8

AGENCY: PUBLIC SCHOOLS	CATEGORY: SPECIAL EDUCATION	SUBCATEGORY:	BUDGET UNIT:	CODE: 500

DISTRIBUTION OF POSITIONS

TITLE	GRADE	FY 1973	CHANGE	FY 1974
Staff Development				
Supervising Director	TSA- 7	1	...	1
Teacher	TSA-15	1	...	1
Secretary	GS - 5	1	...	1
		3		3
Placement Services				
Supervising Director	TSA- 7	1	...	1
Assistant Director	TSA-10	1	...	1
Transportation Coordinator	GS - 8	1	...	1
Administrative Aide	GS - 6	1	...	1
Secretary	GS - 5	1	...	1
		5		5
Educational Aides Program				
Teacher	TSA-15	2	...	2
		2		2
Tuition Program				
Supervisor	TSA-10	1	...	1
Administrative Aide	GS - 6	1	...	1
Tuition Assistant	GS - 6	1	...	1
Administrative Aide	GS - 5	1	...	1
		4		4
TOTAL, SPECIAL EDUCATION		601 (2)	...	601 (2)

DISTRICT OF COLUMBIA GOVERNMENT		SCHEDULE 1		
AGENCY: Public Schools	CATEGORY: Facilities	SUBCATEGORY:	BUDGET UNIT:	CODE: 600

FINANCIAL SUMMARY

Resource Category	Description		Past Year FY 1972 Obligations	Current Year FY 1973 Allotment	Budget Year FY 1974 Adjusted Base	Budget Year FY 1974 Increase	Budget Year FY 1974 Request	Recommended
OPERATING	D.C. FUNDS		$ 19,810.6	$ 21,406.0	$ 19,993.5	$ 691.6	$ 20,685.1	
	REVENUE SHARING FUNDS		...	...	1,048.1	1,350.0	2,398.1	
	FEDERAL GRANTS		288.5	194.8	194.8	...	194.8	
	OTHER		...	...	...	...	...	
	REIMBURSEMENTS	District (non add)	...	...	...	...	...	
		Non-District	...	...	...	...	...	
	Total Operating		$ 20,099.1	$ 21,600.8	$ 21,236.4	$2,041.6	$ 23,278.0	
CAPITAL IMPROVEMENTS	D.C. FUNDS		$ 731.5	...			...	
	REVENUE SHARING FUNDS		...	...			...	
	FEDERAL GRANTS		...	...			...	
	Total Capital Improvements		$ 731.5	...			...	

MANPOWER SUMMARY

D.C. POSITIONS	AUTHORIZED PERMANENT						
	• Full Time	1,451	1,480	1,472	63	1,535	
	• Part Time	...	...	...	...	...	
	TEMPORARY	...	...	...	...	...	
REVENUE SHARING POSITIONS		...	...	...	...	...	
GRANT POSITIONS		3	7	7	...	7	
REIMBURSABLE POSITIONS		...	...	...	...	...	
GRAND TOTAL		1,454	1,487	1,479	63	1,542	

Revised 10/72

Page GA-600-2 (REV.)
2/26/73

DISTRICT OF COLUMBIA GOVERNMENT			SCHEDULE 3	
AGENCY: Public Schools	CATEGORY: Facilities	CODE: 600	FUNDING SOURCE: District Appropriation	Continuation Sheet Page Of

OBJECT CLASS SUMMARY–OPERATING FUNDS

Object Classes		Past Year FY 1972 Obligations	Current Year FY 1973 Allotment	Budget Year FY 1974			Recommended
Expense Category	Title			Adjusted Base	Increase	Request	
PERSONAL SERVICES	PERMANENT POSITIONS AVAILABLE (non-add)	...	...	$11,036.0	$508.4	$11,544.4	
	PERMANENT POSITIONS FUNDED	$ 9,606.0	$11,079.2	10,756.9	508.4	11,265.3	
	OTHER THAN PERMANENT POSITIONS FUNDED	...	...	...	...	...	
	OTHER PERSONNEL COMPENSATION	...	...	...	...	...	
	• Night Work Differential	...	...	...	...	...	
	• Holiday Pay	...	...	...	...	...	
	• Overtime Pay	...	...	...	...	...	
	• Standby	...	...	...	...	...	
	• Terminal Leave	...	...	...	...	...	
	•	...	...	...	...	...	
	TOTAL PERSONNEL COMPENSATION	$9,606.0	$11,079.2	$ 10,756.9	$508.4	$11,265.3	
	PERSONNEL BENEFITS: civilian employees	796.1	918.3	139.9	6.8	146.7	
	BENEFITS FOR FORMER PERSONNEL	...	...	751.3	35.5	786.8	
	Total Personal Services	$10,402.1	$11,997.5	$11,648.1	$550.7	$12,198.8	
OTHER OPERATING	TRAVEL AND TRANSPORTATION OF PERSONS	$ 3.3	$ 3.3	$ 3.3	...	$ 3.3	
	TRANSPORTATION OF THINGS	...	...	...	...	...	
	RENT, COMMUNICATIONS AND UTILITIES	2,406.6	2,406.6	2,780.1	119.2	2,899.3	
	PRINTING AND REPRODUCTION	...	...	...	...	...	
	OTHER SERVICES	5,562.6	5,562.6	4,126.0	5.6	4,131.6	
	SUPPLIES AND MATERIALS	1,288.0	1,288.0	1,288.0	16.1	1,304.1	
	EQUIPMENT TO BE CAPITALIZED	...	...	...	...	...	
	EQUIPMENT NOT TO BE CAPITALIZED	148.0	148.0	148.0	...	148.0	
	GRANTS AND SUBSIDIES	...	...	...	...	...	
	INSURANCE CLAIMS AND INDEMNITIES	...	...	...	...	...	
	REFUNDS	...	...	...	...	...	
		...	...	...	...	...	
		...	...	...	...	...	
		...	...	...	...	...	
		...	...	...	...	...	
	Total Other Operating	$9,408.5	$9,408.5	$8,460.9	$ 140.9	$8,601.8	
	TOTAL OPERATING	$19,810.6	$21,406.0	$19,993.5	$ 691.6	$20,685.1	

DISTRICT OF COLUMBIA GOVERNMENT				SCHEDULE 3
AGENCY: Public Schools	CATEGORY: Facilities	CODE: 600	FUNDING SOURCE: Revenue Sharing	Continuation Sheet Page: Of

OBJECT CLASS SUMMARY–OPERATING FUNDS

Object Classes		Past Year FY 1972 Obligations	Current Year FY 1973 Allotment	Budget Year FY 1974			Recommended
Expense Category	Title			Adjusted Base	Increase	Request	
PERSONAL SERVICES	PERMANENT POSITIONS AVAILABLE (non-add)	...	...	...	...	...	
	PERMANENT POSITIONS FUNDED	...	...	...	...	...	
	OTHER THAN PERMANENT POSITIONS FUNDED	...	...	...	...	...	
	OTHER PERSONNEL COMPENSATION	...	...	...	...	...	
	• Night Work Differential	...	...	...	...	...	
	• Holiday Pay	...	...	...	...	...	
	• Overtime Pay	...	...	...	...	...	
	• Standby	...	...	...	...	...	
	• Terminal Leave	...	...	...	...	...	
	•	...	...	...	...	...	
	TOTAL PERSONNEL COMPENSATION	...	...	...	...	...	
	PERSONNEL BENEFITS: civilian employees	...	...	...	...	...	
	BENEFITS FOR FORMER PERSONNEL	...	...	...	...	...	
	Total Personal Services	...	...	...	...	...	
OTHER OPERATING	TRAVEL AND TRANSPORTATION OF PERSONS	...	...	...	...	...	
	TRANSPORTATION OF THINGS	...	...	...	...	...	
	RENT, COMMUNICATIONS AND UTILITIES	...	...	...	$1,245.0	$1,245.0	
	PRINTING AND REPRODUCTION	...	...	...	...	...	
	OTHER SERVICES	...	...	$1,048.1	105.0	$1,153.1	
	SUPPLIES AND MATERIALS	...	...	...	...	...	
	EQUIPMENT TO BE CAPITALIZED	...	...	...	...	...	
	EQUIPMENT NOT TO BE CAPITALIZED	...	...	...	...	...	
	GRANTS AND SUBSIDIES	...	...	...	...	...	
	INSURANCE CLAIMS AND INDEMNITIES	...	...	...	...	...	
	REFUNDS	...	...	...	...	...	
		...	...	...	...	...	
		...	...	...	...	...	
		...	...	...	...	...	
		...	...	...	...	...	
	Total Other Operating	...	...	$1,048.1	$1,350.0	$ 2,398.1	
	TOTAL OPERATING	...	...	$1,048.1	$1,350.0	$ 2,398.1	

DISTRICT OF COLUMBIA GOVERNMENT			SCHEDULE 3	
AGENCY: Public Schools	CATEGORY: Facilities	CODE: 600	FUNDING SOURCE: Federal Grants	Continuation Sheet Page Of

OBJECT CLASS SUMMARY–OPERATING FUNDS

Object Classes		Past Year FY 1972 Obligations	Current Year FY 1973 Allotment	Budget Year FY 1974			Recommended
Expense Category	Title			Adjusted Base	Increase	Request	
PERSONAL SERVICES	PERMANENT POSITIONS AVAILABLE (non-add)	...	...	...	...	...	
	PERMANENT POSITIONS FUNDED	...	...	...	...	...	
	OTHER THAN PERMANENT POSITIONS FUNDED	$ 17.4	$ 78.0	$ 78.0		$ 78.0	
	OTHER PERSONNEL COMPENSATION	...	...	...	...	...	
	• Night Work Differential	...	...	...	...	...	
	• Holiday Pay	...	...	...	...	...	
	• Overtime Pay	...	...	...	...	...	
	• Standby	...	...	...	...	...	
	• Terminal Leave	...	...	...	...	...	
	•						
	TOTAL PERSONNEL COMPENSATION	$ 17.4	$ 78.0	$ 78.0	...	$ 78.0	
	PERSONNEL BENEFITS: civilian employees	.9	6.4	6.4	...	6.4	
	BENEFITS FOR FORMER PERSONNEL	...	...	...	...	...	
	Total Personal Services	$ 18.3	$ 84.4	$ 84.4		$ 84.4	
OTHER OPERATING	TRAVEL AND TRANSPORTATION OF PERSONS	...	...	...	...	...	
	TRANSPORTATION OF THINGS	...	...	...	...	...	
	RENT, COMMUNICATIONS AND UTILITIES	...	$ 70.4	$ 70.4	...	$ 70.4	
	PRINTING AND REPRODUCTION	...	...	...	...	...	
	OTHER SERVICES	$270.2	40.0	40.0	...	40.0	
	SUPPLIES AND MATERIALS	...	...	...	...	...	
	EQUIPMENT TO BE CAPITALIZED	...	...	...	...	...	
	EQUIPMENT NOT TO BE CAPITALIZED	...	...	...	...	...	
	GRANTS AND SUBSIDIES	...	...	...	...	...	
	INSURANCE CLAIMS AND INDEMNITIES	...	...	...	...	...	
	REFUNDS	...	...	...	...	...	
	Total Other Operating	$270.2	$110.4	$110.4	...	$110.4	
	TOTAL OPERATING	$288.5	$194.8	$194.8	...	$194.8	

DISTRICT OF COLUMBIA GOVERNMENT			SCHEDULE 5		
AGENCY: Public Schools	CATEGORY: Facilities	SUBCATEGORY:	BUDGET UNIT:	CODE: 600	Continuation Sheet Page Of

DISTRIBUTION OF INCREASES–D.C. OPERATING FUNDS

Class/Item	D.C. Fund	Pos.	Amounts: Personal Services	Amounts: Other Operating	Amounts: Total	Annualization	Full Year Amount	Recommended
Annualization	G	...	$ 150.5	...	$ 150.5	...	...	
Within-grade Increase	G	...	51.3	...	51.3	...	...	
*Increased Utility Costs:	* RS/G	...	...	$1,490.9	1,490.9	...	...	
Staffing New Facilities:								
WG-3 School Maintenance Worker	G	37	173.2	...	173.2	$ 105.7	$ 278.9	
WG-7 Repairman	G	2	1.6	...	1.6	17.3	18.9	
WG-9 Custodian	G	1	8.7	...	8.7	1.7	10.4	
WS-1 Assistant Custodian	G	4	19.0	...	19.0	13.4	32.4	
WS-4 Engineer Custodian	G	1	8.2	...	8.2	1.6	9.8	
Booze-Allen Adjustment	G	18	138.2	...	138.2	...	...	
Total		63	550.7	$1,490.9	$2,041.6	$ 139.7	...	

* $1,350.0 of this budget item is identified as Revenue Sharing item in FY 1974.

AGENCY: PUBLIC SCHOOLS	CATEGORY: FACILITIES	SUBCATEGORY:	BUDGET UNIT:	CODE: 600

DISTRIBUTION OF POSITIONS

TITLE	GRADE	FY 1973	CHANGE	FY 1974
Local School Operations				
Custodian	WS-5	12	...	12
Custodian	WS-4	4	...	4
Custodian	WS-3	33	...	33
Custodian	WG-7	2	...	2
Assistant Custodian	WS-3	12	...	12
Assistant Custodian	WS-2	4	...	4
Assistant Custodian	WS-1	29	4	33
Assistant Custodian	WG-7	1	...	1
Assistant Custodian	WG-6	4	...	4
Engineer Custodian	WS-4	116	1	117
Engineer Custodian	WG-9	10	1	11
Engineer Custodian	WG-8	31	...	31
Engineer Custodian	WG-7	6	...	6
Assistant Engineer Custodian	WG-9	20	...	20
Assistant Engineer Custodian	WG-8	107	...	107
Assistant Engineer Custodian	WG-7	34	...	34
Assistant Engineer Custodian	WG-6	4	...	4
Operating Engineer	WS-9	3	...	3
Operating Engineer	WS-8	12	...	12
Operating Engineer	WG-10	28	...	28
Operating Engineer	WG-9	3	...	3
Assistant Operating Engineer	WG-10	3	...	3
Assistant Operating Engineer	WG-9	39	...	39
Electrical Mechanic Repairman	WG-10	10	...	10
Electrical Mechanic Repairman	WG-6	48	1	49
Night Custodian	WG-4	21	...	21
Gardner	WG-7	13	...	13
Gardner Worker	WG-5	12	...	12
Boiler Fireman	WG-6	11	...	11
Boiler Fireman	WG-5	1	...	1
Area Supervisor	GS-11	10	...	10
School Maintenance Worker/Laborer	WG-3	770	54	824
Repairman	WG-7	...	2	2
		1,413	63	1,476

AGENCY: PUBLIC SCHOOLS	CATEGORY: FACILITIES	SUBCATEGORY:	BUDGET UNIT:	CODE: 600

DISTRIBUTION OF POSITIONS

TITLE	GRADE	FY 1973	CHANGE	FY 1974
Central Office Operations				
Superintendent of Operations	GS-14	1	...	1
Deputy Superintendent	GS-13	1	...	1
Assistant for Operations	GS-11	1	...	1
Industrial Engineer	GS-13	1	...	1
Assistant for Engineering	GS-11	1	...	1
Assistant for Administration	GS-10	1	...	1
Clerical	GS-5	1	...	1
Clerical	GS-4	2	...	2
		9	...	9
Training Program				
Custodial Trainee	GS-3	32	...	32
Custodial Instructor	GS-10	1	...	1
		33	...	33
Preventive Maintenance Program				
Director	GS-11	1	...	1
Innovation, Research, Planning and Design				
Architect	GS-12	2	...	2
Architect	GS-11	1	...	1
General Engineer	GS-12	1	...	1
Draftsman	GS-5	1	...	1
Statistical Clerk	GS-11	1	...	1
Statistical Clerk	GS-5	1	...	1
		7	...	7
Project Development & Construction				
Architect	GS-13	1	...	1
Architect	GS-11	1	...	1
Engineering Technician	GS-9	1	...	1
		3	...	3

AGENCY: PUBLIC SCHOOLS	CATEGORY: FACILITIES	SUBCATEGORY:	BUDGET UNIT:	CODE: 600

DISTRIBUTION OF POSITIONS

TITLE	GRADE	FY 1973	CHANGE	FY 1974
Central Office Management				
Assistant Superintendent	GS-15	1	...	1
Supervising Architect	GS-14	1	...	1
Administrative Aide	GS-8	1	...	1
Administrative Assistant	GS-5	1	...	1
Clerical	GS-6	1	...	1
Clerical	GS-4	1	...	1
		6	...	6
TOTAL, FACILITIES		1,472	63	1,535

DISTRICT OF COLUMBIA GOVERNMENT			SCHEDULE 1	
AGENCY: Public Schools	CATEGORY: Food Services	SUBCATEGORY:	BUDGET UNIT:	CODE: 700

FINANCIAL SUMMARY

Resource Category	Description		Past Year FY 1972 Obligations	Current Year FY 1973 Allotment	Budget Year FY 1974 Adjusted Base	Budget Year FY 1974 Increase	Budget Year FY 1974 Request	Recommended
OPERATING	D.C. FUNDS		$4,069.5	$4,494.6	$4,799.0	$122.9	$4,921.9	
	REVENUE SHARING FUNDS		...	...	...	...	...	
	FEDERAL GRANTS		2,369.1	2,662.0	2,662.0	...	2,662.0	
	OTHER		...	...	...	...	...	
	REIMBURSEMENTS	District (non add)	...	...	...	...	...	
		Non-District	...	...	...	...	...	
	Total Operating		$6,438.6	$7,156.6	$7,461.0	$122.9	$7,583.9	
CAPITAL IMPROVEMENTS	D.C. FUNDS		...	...			...	
	REVENUE SHARING FUNDS		...	...			...	
	FEDERAL GRANTS		...	...			...	
	Total Capital Improvements		...	...			...	

MANPOWER SUMMARY

		Past Year FY 1972 Obligations	Current Year FY 1973 Allotment	Budget Year FY 1974 Adjusted Base	Budget Year FY 1974 Increase	Budget Year FY 1974 Request	Recommended
D.C. POSITIONS	AUTHORIZED PERMANENT						
	• Full Time	34	34	33	...	33	
	• Part Time	(826)	(827)	(898)	(56)	(954)	
	TEMPORARY	...	...	...	...	...	
REVENUE SHARING POSITIONS		...	...	...	...	...	
GRANT POSITIONS		14 (175)	3 (175)	3 (175)	...	3 (175)	
REIMBURSABLE POSITIONS		...	...	...	...	...	
GRAND TOTAL		48 (1,001)	37 (1,001)	36 (1,073)	(56)	36 (1,129)	

DISTRICT OF COLUMBIA GOVERNMENT

SCHEDULE 3

AGENCY: Public Schools | CATEGORY: Food Services | CODE: 700 | FUNDING SOURCE: District Appropriation | Continuation Sheet Page Of

OBJECT CLASS SUMMARY–OPERATING FUNDS

Expense Category	Object Classes Title	Past Year FY 1972 Obligations	Current Year FY 1973 Allotment	Budget Year FY 1974 Adjusted Base	Budget Year FY 1974 Increase	Budget Year FY 1974 Request	Recommended
PERSONAL SERVICES	PERMANENT POSITIONS AVAILABLE (non-add)	...	...	$3,944.0	$113.5	$4,057.5	
	PERMANENT POSITIONS FUNDED	$3,260.2	$3,652.7	3,933.4	113.5	4,046.9	
	OTHER THAN PERMANENT POSITIONS FUNDED	...	...	...	...	...	
	OTHER PERSONNEL COMPENSATION	...	...	...	...	...	
	• Night Work Differential	...	...	...	...	...	
	• Holiday Pay	...	...	...	...	...	
	• Overtime Pay	...	...	...	...	...	
	• Standby	...	...	...	...	...	
	• Terminal Leave	...	...	...	...	...	
	•						
	TOTAL PERSONNEL COMPENSATION	$3,260.2	$3,652.7	$3,933.4	$113.5	$4,046.9	
	PERSONNEL BENEFITS: civilian employees	270.6	303.2	51.2	.8	52.0	
	BENEFITS FOR FORMER PERSONNEL			275.7	8.6	284.3	
	Total Personal Services	$3,530.8	$3,955.9	$4,260.3	$122.9	$4,383.2	
OTHER OPERATING	TRAVEL AND TRANSPORTATION OF PERSONS	$ 15.1	$ 15.1	$ 15.1	...	$ 15.1	
	TRANSPORTATION OF THINGS	...	...	...	...	...	
	RENT, COMMUNICATIONS AND UTILITIES	...	...	...	...	...	
	PRINTING AND REPRODUCTION	2.2	2.2	2.2	...	2.2	
	OTHER SERVICES	1.4	1.4	1.4	...	1.4	
	SUPPLIES AND MATERIALS	481.7	481.7	481.7	...	481.7	
	EQUIPMENT TO BE CAPITALIZED	...	...	...	...	...	
	EQUIPMENT NOT TO BE CAPITALIZED	38.3	38.3	38.3	...	38.3	
	GRANTS AND SUBSIDIES	...	...	...	...	...	
	INSURANCE CLAIMS AND INDEMNITIES	...	...	...	...	...	
	REFUNDS	...	...	...	...	...	
	Total Other Operating	$ 538.7	$ 538.7	$ 538.7	...	$ 538.7	
	TOTAL OPERATING	$4,069.5	$4,494.6	$4,799.0	$122.9	$4,921.9	

DISTRICT OF COLUMBIA GOVERNMENT			SCHEDULE 3	
AGENCY: Public Schools	CATEGORY: Food Services	CODE: 700	FUNDING SOURCE: Federal Grants	Continuation Sheet Page Of

OBJECT CLASS SUMMARY–OPERATING FUNDS

Object Classes		Past Year FY 1972 Obligations	Current Year FY 1973 Allotment	Budget Year FY 1974			Recommended
Expense Category	Title			Adjusted Base	Increase	Request	
PERSONAL SERVICES	PERMANENT POSITIONS AVAILABLE (non-add)						
	PERMANENT POSITIONS FUNDED						
	OTHER THAN PERMANENT POSITIONS FUNDED	$ 284.9	$ 319.4	$ 319.4	...	$ 319.4	
	OTHER PERSONNEL COMPENSATION	...	...	...	...	...	
	• Night Work Differential	...	...	...	...	...	
	• Holiday Pay	...	...	...	...	...	
	• Overtime Pay	...	...	...	...	...	
	• Standby	...	...	...	...	...	
	• Terminal Leave	...	...	...	...	...	
	•						
	TOTAL PERSONNEL COMPENSATION	284.9	319.4	319.4	...	319.4	
	PERSONNEL BENEFITS: civilian employees	24.9	26.6	26.6	...	26.6	
	BENEFITS FOR FORMER PERSONNEL	...	...	...	...	...	
	Total Personal Services	$ 309.8	$ 346.0	$ 346.0	...	$ 346.0	
OTHER OPERATING	TRAVEL AND TRANSPORTATION OF PERSONS	5.0	5.6	5.6	...	5.6	
	TRANSPORTATION OF THINGS	...	...	...	...	...	
	RENT, COMMUNICATIONS AND UTILITIES	...	...	...	...	...	
	PRINTING AND REPRODUCTION	8.0	15.9	15.9	...	15.9	
	OTHER SERVICES	160.0	178.3	178.3	...	178.3	
	SUPPLIES AND MATERIALS	1,856.0	2,084.3	2,084.3	...	2,084.3	
	EQUIPMENT TO BE CAPITALIZED	30.3	31.9	31.9	...	31.9	
	EQUIPMENT NOT TO BE CAPITALIZED	...	...	...	...	...	
	GRANTS AND SUBSIDIES	...	...	...	...	...	
	INSURANCE CLAIMS AND INDEMNITIES	...	...	...	...	...	
	REFUNDS	...	...	...	...	...	
	Total Other Operating	$2,059.3	$2,316.0	$2,316.0	...	$2,316.0	
	TOTAL OPERATING	$2,369.1	$2,662.0	$2,662.0	...	$2,662.0	

DISTRICT OF COLUMBIA GOVERNMENT

SCHEDULE 5

AGENCY:	CATEGORY:	SUBCATEGORY:	BUDGET UNIT:	CODE:	Continuation Sheet
Public Schools	Food Services	Cafeteria Operations		700	Page Of

DISTRIBUTION OF INCREASES–D.C. OPERATING FUNDS

Class/Item	D.C. Fund	Pos.	Amounts			Annualization	Full Year Amount	Recommended
			Personal Services	Other Operating	Total			
Within-Grade Increase	G	...	$ 4.6	...	$ 4.6	...	...	
Staffing								
Manager	G	(4)	13.5	...	13.5	$ 6.1	$ 19.6	
Manager Trainee	G	(1)	.8	...	.8	3.7	4.5	
Cook	G	(5)	12.3	...	12.3	8.8	21.1	
Cooks' Helper	G	(5)	11.4	...	11.4	8.0	19.4	
Baker	G	(5)	12.3	...	12.3	8.8	21.1	
Bakers' Helper	G	(2)	1.3	...	1.3	6.4	7.7	
Cashier	G	(3)	10.9	...	10.9	1.7	12.6	
Cafeteria Helper	G	(31)	55.8	...	55.8	44.6	100.4	
TOTAL		(56)	$122.9	...	$122.9	$88.1	...	

AGENCY: PUBLIC SCHOOLS	CATEGORY: FOOD SERVICES	SUBCATEGORY:	BUDGET UNIT:	CODE: 700

DISTRIBUTION OF POSITIONS

TITLE	GRADE	FY 1973	CHANGE	FY 1974
Central Office Management				
Director	GS-14	1	...	1
Food Substitute Coordinator	GS-11	1	...	1
Home Economist	GS-11	1	...	1
Food Procurement Specialist	GS-9	1	...	1
Field Inspector	GS-9	1	...	1
Procurement Assistant	GS-7	1	...	1
Food Program Aide	GS-7	1	...	1
Administrative Aide	GS-7	2	...	2
Accounting Clerk	GS-6	1	...	1
Procurement Assistant	GS-5	1	...	1
Clerk	GS-5	2	...	2
Clerk	GS-4	3	...	3
Clerk	GS-3	1	...	1
		17	...	17
Local Operations				
Area Manager	GS-6	16	...	16
Manager II		(17)	...	(17)
Manager I		(99)	(4)	(103)
Cook		(116)	(5)	(121)
Baker		(53)	(5)	(58)
Cook and Baker Helper		(56)	(7)	(63)
Cafeteria Worker		(556)	(31)	(587)
Manager Trainee		...	(1)	(1)
Cashier		...	(3)	(3)
		16(897)	(56)	16(953)
TOTAL, FOOD SERVICE		33		33
		(897)	(56)	(953)

GA-700-7 (REV.)
2-26-73

DISTRICT OF COLUMBIA GOVERNMENT		SCHEDULE 1		
AGENCY: Public Schools	CATEGORY: Instructional Support	SUBCATEGORY:	BUDGET UNIT:	CODE: 800

FINANCIAL SUMMARY

Resource Category	Description		Past Year FY 1972 Obligations	Current Year FY 1973 Allotment	Budget Year FY 1974 Adjusted Base	Budget Year FY 1974 Increase	Budget Year FY 1974 Request	Recommended
OPERATING	D.C. FUNDS		$ 6,316.0	$ 6,517.4	$ 5,834.3	$422.3	$ 6,256.6	
	REVENUE SHARING FUNDS		...	...	...	...	...	
	FEDERAL GRANTS		6,098.5	4,399.8	4,399.8	...	4,399.8	
	OTHER		...	...	...	...	...	
	REIMBURSEMENTS	District (non add)	...	...	...	...	...	
		Non-District	...	...	...	...	...	
	Total Operating		$12,414.5	$10,917.2	$10,234.1	$422.3	$10,656.4	
CAPITAL IMPROVEMENTS	D.C. FUNDS		...	...			...	
	REVENUE SHARING FUNDS		...	...			...	
	FEDERAL GRANTS		...	...			...	
	Total Capital Improvements		...	...			...	

MANPOWER SUMMARY

D.C. POSITIONS	AUTHORIZED PERMANENT						
	• Full Time	334	373	333	...	333	
	• Part Time	...	...	...	...	...	
	TEMPORARY	...	...	(6)	...	(6)	
REVENUE SHARING POSITIONS		...	...	...	...	...	
GRANT POSITIONS		293 (126)	244	244	...	244	
REIMBURSABLE POSITIONS		...	...	...	...	...	
	GRAND TOTAL	627 (126)	617	577 (6)	...	577 (6)	

Revised 10/72

DISTRICT OF COLUMBIA GOVERNMENT

SCHEDULE 3

AGENCY: Public Schools | CATEGORY: Instructional Support | CODE: 800 | FUNDING SOURCE: District Appropriation | Continuation Sheet Page Of

OBJECT CLASS SUMMARY–OPERATING FUNDS

Object Classes		Past Year FY 1972 Obligations	Current Year FY 1973 Allotment	Budget Year FY 1974			Recommended
Expense Category	Title			Adjusted Base	Increase	Request	
PERSONAL SERVICES	PERMANENT POSITIONS AVAILABLE (non-add)	...	...	$4,069.8	$412.4	$4,482.2	
	PERMANENT POSITIONS FUNDED	$3,918.0	$4,092.2	4,011.3	412.4	4,423.7	
	OTHER THAN PERMANENT POSITIONS FUNDED	588.9	597.4	248.1	...	248.1	
	OTHER PERSONNEL COMPENSATION	...	...	...	...	...	
	• Night Work Differential	...	...	...	...	...	
	• Holiday Pay	...	...	...	...	...	
	• Overtime Pay	...	...	...	...	...	
	• Standby	...	...	...	...	...	
	• Terminal Leave	...	...	...	...	...	
	•	...	...	...	...	...	
	TOTAL PERSONNEL COMPENSATION	$4,506.9	$4,689.6	$4,259.4	$ 412.4	$4,671.8	
	PERSONNEL BENEFITS: civilian employees	374.1	389.2	55.4	5.3	60.7	
	BENEFITS FOR FORMER PERSONNEL	...	...	45.4	4.6	50.0	
	Total Personal Services	$4,881.0	$5,078.8	$4,360.2	$ 422.3	$4,782.5	
OTHER OPERATING	TRAVEL AND TRANSPORTATION OF PERSONS	$ 42.0	$ 42.0	$ 46.3	$ ...	$ 46.3	
	TRANSPORTATION OF THINGS	...	...	...	...	...	
	RENT, COMMUNICATIONS AND UTILITIES	...	...	...	...	...	
	PRINTING AND REPRODUCTION	46.6	46.6	46.6	...	46.6	
	OTHER SERVICES	495.6	499.2	594.2	...	594.2	
	SUPPLIES AND MATERIALS	690.1	690.1	651.1	...	651.1	
	EQUIPMENT TO BE CAPITALIZED	...	...	...	...	...	
	EQUIPMENT NOT TO BE CAPITALIZED	160.7	160.7	135.9	...	135.9	
	GRANTS AND SUBSIDIES	...	...	...	...	...	
	INSURANCE CLAIMS AND INDEMNITIES	...	...	...	...	...	
	REFUNDS	...	...	...	...	...	
		...	...	...	...	...	
		...	...	...	...	...	
		...	...	...	...	...	
		...	...	...	...	...	
	Total Other Operating	$1,435.0	$1,438.6	$1,474.1	...	$1,474.1	
	TOTAL OPERATING	$6,316.0	$6,517.4	$5,834.3	$422.3	$6,256.6	

DISTRICT OF COLUMBIA GOVERNMENT				SCHEDULE 3	
AGENCY: Public Schools	CATEGORY: Instructional Support	CODE: 800	FUNDING SOURCE: Federal Grants		Continuation Sheet Page 01

OBJECT CLASS SUMMARY--OPERATING FUNDS

Object Classes		Past Year FY 1972 Obligations	Current Year FY 1973 Allotment	Budget Year FY 1974			Recommended
Expense Category	Title			Adjusted Base	Increase	Request	
PERSONAL SERVICES	PERMANENT POSITIONS AVAILABLE (non-add)	...	...	...	...	...	
	PERMANENT POSITIONS FUNDED	...	...	...	...	...	
	OTHER THAN PERMANENT POSITIONS FUNDED	$3,871.0	$2,789.4	$2,789.4	...	$2,789.4	
	OTHER PERSONNEL COMPENSATION	...	...	...	...	...	
	• Night Work Differential	...	...	...	...	...	
	• Holiday Pay	...	...	...	...	...	
	• Overtime Pay	...	...	...	...	...	
	• Standby	...	...	...	...	...	
	• Terminal Leave	...	...	...	...	...	
	•						
	TOTAL PERSONNEL COMPENSATION	3,871.0	2,789.4	2,789.4	...	2,789.4	
	PERSONNEL BENEFITS: civilian employees	119.7	83.6	83.6	...	83.6	
	BENEFITS FOR FORMER PERSONNEL	...	...	...	...	...	
	Total Personal Services	$3,990.7	$2,873.0	$2,873.0	...	$2,873.0	
OTHER OPERATING	TRAVEL AND TRANSPORTATION OF PERSONS	68.5	48.4	48.4	...	48.4	
	TRANSPORTATION OF THINGS	...	...	...	...	...	
	RENT, COMMUNICATIONS AND UTILITIES	2.6	.2	.2	...	.2	
	PRINTING AND REPRODUCTION	23.0	13.2	13.2	...	13.2	
	OTHER SERVICES	1,280.6	941.5	941.5	...	941.5	
	SUPPLIES AND MATERIALS	369.7	263.9	263.9	...	263.9	
	EQUIPMENT TO BE CAPITALIZED	363.4	259.6	259.6	...	259.6	
	EQUIPMENT NOT TO BE CAPITALIZED	...	...	...	...	...	
	GRANTS AND SUBSIDIES	...	...	...	...	...	
	INSURANCE CLAIMS AND INDEMNITIES	...	...	...	...	...	
	REFUNDS	...	...	...	...	...	
	Total Other Operating	$2,107.8	$1,526.8	$1,526.8	...	$1,526.8	
	TOTAL OPERATING	$6,098.5	$4,399.8	$4,399.8	...	$4,399.8	

DISTRICT OF COLUMBIA GOVERNMENT			SCHEDULE 5		
AGENCY: Public Schools	CATEGORY: Instructional Support	SUBCATEGORY:	BUDGET UNIT:	CODE: 800	Continuation Sheet Page Of

DISTRIBUTION OF INCREASES–D.C. OPERATING FUNDS

Class/Item	D.C. Fund	Pos.	Amounts			Annualization	Full Year Amount	Recommended
			Personal Services	Other Operating	Total			
Annualization	G	...	$ 2.9	...	$ 2.9			
TSA Salary Increase	G	...	351.6	...	351.6			
Within-grade Increase	G	...	67.8	...	67.8			
Total		...	$ 422.3	...	$ 422.3			

AGENCY: PUBLIC SCHOOLS	CATEGORY: INSTRUCTIONAL SUPPORT	SUBCATEGORY:	BUDGET UNIT:	CODE: 800

DISTRIBUTION OF POSITIONS

TITLE	GRADE	FY 1973	CHANGE	FY 1974
Professional Publications				
Director	TSA-4	1	...	1
Assistant Director	TSA-10	1	...	1
Supervising Director	TSA-7	1	...	1
Administrative Aide	GS-5	1	...	1
		4	...	4
Art				
Supervising Director	TSA-7	1	...	1
Administrative Aide	GS-5	1	...	1
		2	...	2
English				
Assistant Director	TSA-10	4	...	4
Administrative Aide	GS-6	1	...	1
		5	...	5
Foreign Language				
Supervising Director	TSA-7	1	...	1
Assistant Director	TSA-10	3	...	3
Administrative Aide	GS-6	1	...	1
		5	...	5
Health, Physical Education & Athletics				
Director	TSA-6	1	...	1
Supervising Director	TSA-7	4	...	4
Assistant Director	TSA-10	1	...	1
Administrative Aide	GS-7	1	...	1
Administrative Aide	GS-6	1	...	1
		8	...	8
History				
Supervising Director	TSA-7	1	...	1
Assistant Director	TSA-10	3	...	3
Administrative Aide	GS-5	1	...	1
		5	...	5

AGENCY: PUBLIC SCHOOLS	CATEGORY: INSTRUCTIONAL SUPPORT	SUBCATEGORY:	BUDGET UNIT:	CODE: 800

DISTRIBUTION OF POSITIONS

TITLE	GRADE	FY 1973	CHANGE	FY 1974
Library Services				
Supervising Director	TSA-7	1	...	1
Assistant Director	TSA-10	1	...	1
Administrative Aide	GS-6	1	...	1
		3	...	3
Mathematics				
Supervising Director	TSA-7	1	...	1
Assistant Director	TSA-10	3	...	3
Supervisor	TSA-10	1	...	1
Administrative Aide	GS-6	1	...	1
		6	...	6
Military Science				
Supervising Director	TSA-7	1	...	1
Administrative Aide	GS-5	1	...	1
		2	...	2
Music				
Assistant Director	TSA-10	2	...	2
Teacher	TSA-15	2	...	2
Specialist	GS-11	1	...	1
		5	...	5
Science				
Supervising Director	TSA-7	1	...	1
Assistant Director	TSA-10	3	...	3
Administrative Aide	GS-5	1	...	1
		5	...	5
Athletics				
Supervising Director	TSA-7	(2)	...	(2)

AGENCY: PUBLIC SCHOOLS	CATEGORY: INSTRUCTIONAL SUPPORT	SUBCATEGORY:	BUDGET UNIT:	CODE: 800

DISTRIBUTION OF POSITIONS

TITLE	GRADE	FY 1973	CHANGE	FY 1974
Staff Development				
Director	TSA-6	1	...	1
Assistant Director	TSA-8	1	...	1
Assistant Director	TSA-10	1	...	1
Administrative Aide	GS-6	1	...	1
		4	...	4
Educational Media				
Supervising Director	TSA-7	1	...	1
Assistant Director	TSA-10	1	...	1
Visual Information Specialist	GS-7	1	...	1
Film Inspector	GS-6	1	...	1
Graphic Artist	GS-5	1	...	1
Clerical	GS-5	1	...	1
Clerical	GS-4	2	...	2
Technical Assistant	WG-8	1	...	1
Technical Assistant	WG-7	1	...	1
		10	...	10
Pupil Personnel				
Assistant Superintendent	TSA-3	1	...	1
Supervising Director	TSA-7	6	...	6
Director	TSA-8	2	...	2
Chief Attendance Officer	TSA-12	2	...	2
Educational Specialist	TSA-13	1	...	1
Census Supervisor	TSA-14	1	...	1
Psychometrists	TSA-15	3	...	3
Child Labor Inspector	TSA-15	2	...	2
School Psychologist	TSA-15	39	...	39
School Social Worker	TSA-15	25	...	25
School Attendance Worker	TSA-15	32	...	32
Speech, Hearing Correctionialist	TSA-15	73	...	73
Administrative Aide	GS-8	1	...	1
Administrative Aide	GS-6	7	...	7
Administrative Aide	GS-5	6	...	6
Administrative Aide	GS-4	20(4)	...	20(4)
Administrative Aide	GS-3	8	...	8
		229(4)	...	229(4)

AGENCY: Public Schools	CATEGORY: Instructional Support	SUBCATEGORY:	BUDGET UNIT:	CODE: 800

DISTRIBUTION OF POSITIONS

TITLE	GRADE	FY 1973	CHANGE	FY 1974
Spingarn Instructional Unit				
Director	TSA-5	1	...	1
Business Manager	GS-12	1	...	1
Administrative Aide	GS-6	1	...	1
Administrative Aide	GS-4	3	...	3
		6	...	6
Tuition Act Enforcement Office				
Tuition Officer	GS-11	1	...	1
Tuition Clerk	GS-6	1	...	1
		2	...	2
Career Development Supervision				
Supervising Director	TSA-7	4	...	4
Assistant Director	TSA-10	7	...	7
Administrative Aide	GS-5	4	...	4
		15	...	15
Elementary Supervision				
Supervising Director	TSA-7	2	...	2
Supervisor	TSA-10	13	...	13
Administrative Aide	GS-7	1	...	1
Clerk-Typist	GS-4	1	...	1
		17	...	17
TOTAL, INSTRUCTIONAL SUPPORT		333(6)	...	333(6)

DISTRICT OF COLUMBIA GOVERNMENT		SCHEDULE 1		
AGENCY: Public Schools	CATEGORY: Central Services & Management	SUBCATEGORY:	BUDGET UNIT:	CODE: 900

FINANCIAL SUMMARY

Resource Category	Description		Past Year FY 1972 Obligations	Current Year FY 1973 Allotment	Budget Year FY 1974 Adjusted Base	Budget Year FY 1974 Increase	Budget Year FY 1974 Request	Recommended
OPERATING	D.C. FUNDS		$ 8,696.2	$ 9,223.6	$ 13,942.0	$ 2,071.6	$ 16,013.6	...
	REVENUE SHARING FUNDS		...	...	...	599.2	599.2	...
	FEDERAL GRANTS		5,205.5	3,567.3	3,527.8	...	3,527.8	...
	OTHER		...	...	...	...	...	...
	REIMBURSEMENTS	District (non add)	...	...	...	...	...	...
		Non-District	...	...	...	...	...	...
	Total Operating		$ 13,901.7	$12,790.9	$ 17,469.8	$ 2,670.8	$ 20,140.6	...
CAPITAL IMPROVEMENTS	D.C. FUNDS		...	...			...	...
	REVENUE SHARING FUNDS		...	...			...	...
	FEDERAL GRANTS		...	...			...	...
	Total Capital Improvements		...	...			...	...

MANPOWER SUMMARY

D.C. POSITIONS	AUTHORIZED PERMANENT						
	• Full Time	552	577	498	45 1/	543 2/	...
	• Part Time	...	...	...	...	...	...
	TEMPORARY	...	(10)	(9)	...	(9)	...
REVENUE SHARING POSITIONS		...	...	...	...	...	...
GRANT POSITIONS		211	235	232	...	232	...
REIMBURSABLE POSITIONS		...	...	...	...	...	...
GRAND TOTAL		763	812(10)	730(9)	45	775(9)	...

Revised 10/72

1/ Includes 45 positions from Revenue Sharing
2/ Includes 45 positions from Revenue Sharing

DISTRICT OF COLUMBIA GOVERNMENT				SCHEDULE 3
AGENCY: Public Schools	CATEGORY: Central Service & Management	CODE: 900	FUNDING SOURCE: District Appropriation	Continuation Sheet Page Of

OBJECT CLASS SUMMARY–OPERATING FUNDS

Object Classes		Past Year FY 1972 Obligations	Current Year FY 1973 Allotment	Budget Year FY 1974			Recommended
Expense Category	Title			Adjusted Base	Increase	Request	
PERSONAL SERVICES	PERMANENT POSITIONS AVAILABLE (non-add)	...	...	$ 5,084.1	$ 1,299.0	$ 6,383.1	
	PERMANENT POSITIONS FUNDED	$ 6,498.4	$ 6,886.8	4,984.6	1,299.0	6,283.6	
	OTHER THAN PERMANENT POSITIONS FUNDED	...	...	1,408.1	75.1	1,483.2	
	OTHER PERSONNEL COMPENSATION						
	• Night Work Differential	...	...	...	...	...	
	• Holiday Pay	...	...	...	...	...	
	• Overtime Pay	...	...	...	...	...	
	• Standby	...	...	...	...	...	
	• Terminal Leave	...	...	...	...	...	
	• Extra Duty Pay	...	...	210.0	...	210.0	
	TOTAL PERSONNEL COMPENSATION	$ 6,498.4	$ 6,886.8	$ 6,602.7	$ 1,374.1	$ 7,976.8	
	PERSONNEL BENEFITS: civilian employees	539.4	571.6	148.1	24.1	172.2	
	BENEFITS FOR FORMER PERSONNEL	... a/	... a/	5,609.6 a/	673.4	6,283.0	
	Total Personal Services	$ 7,037.8	$ 7,458.4	$ 12,360.4	$ 2,071.6	$ 14,432.0	
OTHER OPERATING	TRAVEL AND TRANSPORTATION OF PERSONS	$ 84.5	$ 84.5	$ 77.5	$ ...	$ 77.5	
	TRANSPORTATION OF THINGS	68.1	68.1	75.0	...	75.0	
	RENT, COMMUNICATIONS AND UTILITIES	348.0	348.0	394.9	...	394.9	
	PRINTING AND REPRODUCTION	34.8	34.8	26.7	...	26.7	
	OTHER SERVICES	144.2	144.2	500.0	...	500.0	
	SUPPLIES AND MATERIALS	550.1	551.1	375.5	...	375.5	
	EQUIPMENT TO BE CAPITALIZED	...	...	...	...	...	
	EQUIPMENT NOT TO BE CAPITALIZED	428.7	534.5	132.0	...	132.0	
	GRANTS AND SUBSIDIES	...	...	...	...	...	
	INSURANCE CLAIMS AND INDEMNITIES	...	...	...	...	...	
	REFUNDS	...	...	...	...	...	
		...	...	...	...	...	
		...	...	...	...	...	
		...	...	...	...	...	
		...	...	...	...	...	
	Total Other Operating	$ 1,658.4	$ 1,765.2	$ 1,581.6	...	$ 1,581.6	
	TOTAL OPERATING	$ 8,696.2	$ 9,223.6	$13,942.0	$ 2,071.6	$16,013.6	

a/ Retirement figured as part of average salaries and carried in individual activities. In FY 1974 all TSA retirement appears in this activity.

DISTRICT OF COLUMBIA GOVERNMENT			SCHEDULE 3	
AGENCY: Public Schools	CATEGORY: Central Services and Management	CODE: 900	FUNDING SOURCE: Federal Grants	Continuation Sheet Page Of

OBJECT CLASS SUMMARY–OPERATING FUNDS

Object Classes		Past Year FY 1972 Obligations	Current Year FY 1973 Allotment	Budget Year FY 1974			Recommended
Expense Category	Title			Adjusted Base	Increase	Request	
PERSONAL SERVICES	PERMANENT POSITIONS AVAILABLE (non-add)		...	...	...	...	
	PERMANENT POSITIONS FUNDED	...	...	...	...	...	
	OTHER THAN PERMANENT POSITIONS FUNDED	$3,441.8	$2,357.9	$2,342.9	...	$2,342.9	
	OTHER PERSONNEL COMPENSATION	...	...	...	...	...	
	• Night Work Differential	...	...	...	...	...	
	• Holiday Pay	...	...	...	...	...	
	• Overtime Pay	...	...	...	...	...	
	• Standby	...	...	...	...	...	
	• Terminal Leave	...	...	...	...	...	
	•						
	TOTAL PERSONNEL COMPENSATION	3,441.8	2,357.9	2,342.9	...	2,342.9	
	PERSONNEL BENEFITS: civilian employees	424.6	288.9	288.9	...	288.9	
	BENEFITS FOR FORMER PERSONNEL	...	...	...	...	...	
	Total Personal Services	$3,866.4	$2,646.8	$2,631.8	...	$2,631.8	
OTHER OPERATING	TRAVEL AND TRANSPORTATION OF PERSONS	125.3	85.6	85.6	...	85.6	
	TRANSPORTATION OF THINGS	...	...	...	...	...	
	RENT, COMMUNICATIONS AND UTILITIES	223.4	153.4	153.4	...	153.4	
	PRINTING AND REPRODUCTION	20.6	17.8	17.8	...	17.8	
	OTHER SERVICES	409.5	278.5	254.0	...	254.0	
	SUPPLIES AND MATERIALS	440.5	303.2	303.2	...	303.2	
	EQUIPMENT TO BE CAPITALIZED	119.8	82.0	82.0	...	82.0	
	EQUIPMENT NOT TO BE CAPITALIZED	...	...	...	...	...	
	GRANTS AND SUBSIDIES	...	...	...	...	...	
	INSURANCE CLAIMS AND INDEMNITIES	...	...	...	...	...	
	REFUNDS	...	...	...	...	...	
	Total Other Operating	$1,339.1	$ 920.5	$ 896.0	...	$ 896.0	
	TOTAL OPERATING	$5,205.5	$3,567.3	$3,527.8	...	$3,527.8	

DISTRICT OF COLUMBIA GOVERNMENT			SCHEDULE 3	
AGENCY: Public Schools	CATEGORY: Central Services & Management	CODE: 900	FUNDING SOURCE: Revenue Sharing	Continuation Sheet Page Of

OBJECT CLASS SUMMARY–OPERATING FUNDS

Object Classes		Past Year FY 1972 Obligations	Current Year FY 1973 Allotment	Budget Year FY 1974			Recommended
Expense Category	Title			Adjusted Base	Increase	Request	
PERSONAL SERVICES	PERMANENT POSITIONS AVAILABLE (non-add)	...	...	...	$550.0	$550.0	
	PERMANENT POSITIONS FUNDED	...	...	...	550.0	550.0	
	OTHER THAN PERMANENT POSITIONS FUNDED	...	...	...	...	...	
	OTHER PERSONNEL COMPENSATION	...	...	...	...	...	
	• Night Work Differential	...	...	...	...	...	
	• Holiday Pay	...	...	...	...	...	
	• Overtime Pay	...	...	...	...	...	
	• Standby	...	...	...	...	...	
	• Terminal Leave	...	...	...	...	...	
	•	...	...	...	550.0	550.0	
	TOTAL PERSONNEL COMPENSATION	...	...	...	7.7	7.7	
	PERSONNEL BENEFITS: civilian employees	...	...	...	41.5	41.5	
	BENEFITS FOR FORMER PERSONNEL	...	...	...	$599.2	$599.2	
	Total Personal Services	...	...	...	...	...	
OTHER OPERATING	TRAVEL AND TRANSPORTATION OF PERSONS	...	...	...	...	...	
	TRANSPORTATION OF THINGS	...	...	...	...	...	
	RENT, COMMUNICATIONS AND UTILITIES	...	...	...	...	...	
	PRINTING AND REPRODUCTION	...	...	...	...	...	
	OTHER SERVICES	...	...	...	...	...	
	SUPPLIES AND MATERIALS	...	...	...	...	...	
	EQUIPMENT TO BE CAPITALIZED	...	...	...	...	...	
	EQUIPMENT NOT TO BE CAPITALIZED	...	...	...	...	...	
	GRANTS AND SUBSIDIES	...	...	...	...	...	
	INSURANCE CLAIMS AND INDEMNITIES	...	...	...	...	...	
	REFUNDS	...	...	...	...	...	
		...	...	...	...	...	
		...	...	...	...	...	
		...	...	...	...	...	
		...	...	...	...	...	
		...	...	...	...	...	
	Total Other Operating	...	...	...	...	...	
	TOTAL OPERATING	...	...	...	$599.2	$599.2	

DISTRICT OF COLUMBIA GOVERNMENT			SCHEDULE 5		
AGENCY: Public Schools	CATEGORY: Central Services & Management	SUBCATEGORY:	BUDGET UNIT:	CODE: 900	Continuation Sheet Page 01

DISTRIBUTION OF INCREASES–D.C. OPERATING FUNDS

Class/Item	D.C. Fund	Pos.	Amounts			Annualization	Full Year Amount	Recommended
			Personal Services	Other Operating	Total			
Annualizations	G	...	$ 289.5		$ 289.5			
TSA Salary Increase	G	...	924.0		924.0			
Teachers' Retirement Fund Contribution	G	...	600.0		600.0			
Within-Grade Increase	G	...	221.0		221.0			
New and Improved Services:								
Division of Budget:								
GS-12 Budget Analyst	RS	4	72.8		72.8			
GS-11 Administrative Officer	RS	1	15.8		15.8			
GS-9 Budget Analyst	RS	1	12.7		12.7			
GS-9 Assistant Allotment Officer	RS	2	25.4		25.4			
GS-7 Clerical	RS	1	11.0		11.0			
GS-6 Clerical	RS	1	10.3		10.3			
GS-5 Clerical	RS	2	17.6		17.6			
GS-4 Clerical	RS	2	15.4		15.4			
Division of Finance:								
GS-14 Comptroller	RS	1	25.2		25.2			
GS-13 Chief Accountant	RS	1	21.4		21.4			
GS-13 Systems Accountant	RS	1	21.4		21.4			
GS-12 Senior Accountant	RS	3	54.6		54.6			
GS-11 Senior Accountant	RS	1	15.8		15.8			
GS-5 Voucher Examiner	RS	10	88.0		88.0			
Division of Personnel:								
Substitute Compensation	RS	...	81.3		81.3			
TSA-8 Assistant Chief Examiner	RS	1	16.7		16.7			
GS-11 Position Classifier	RS	3	43.2		43.2			
GS-6 Staffing Assistant	RS	1	10.2		10.2			
GS-6 Clerical	RS	1	10.3		10.3			
GS-4 Clerical	RS	2	15.4		15.4			

DISTRICT OF COLUMBIA GOVERNMENT			SCHEDULE 5		
AGENCY: Public Schools	CATEGORY: Central Services & Management	SUBCATEGORY:	BUDGET UNIT:	CODE: 900	Continuation Sheet Page 01

DISTRIBUTION OF INCREASES--D.C. OPERATING FUNDS

Class/Item	D.C. Fund	Pos.	Amounts			Annualization	Full Year Amount	Recommended
			Personal Services	Other Operating	Total			
Division of Business Administration:								
GS-7 Assistant Distribution Facilities Officer	RS	1	$ 9.8		$ 9.8			
WG-5 Warehousemen	RS	5	42.0		42.0			
TOTAL		45	$2,670.8		$2,670.8			

AGENCY: Public Schools	CATEGORY: CENTRAL SERVICES AND MANAGEMENT	SUBCATEGORY:	BUDGET UNIT:	CODE: 900

DISTRIBUTION OF POSITIONS

TITLE	GRADE	FY 1973	CHANGE	FY 1974
Superintendent of Schools				
Superintendent	TSA-1	1	...	1
Vice Superintendent	TSA-2A	1	...	1
Executive Assistant	TSA-3	1	...	1
Assistant	TSA-6	1	...	1
Assistant	GS-12	1	...	1
Administrative Aide	GS-8	1	...	1
Administrative Aide	GS-7	2	...	2
Administrative Aide	GS-5	1	...	1
Matron	WG-2	1	...	1
		10	...	10
Deputy Superintendent for Business Management				
Deputy Superintendent	TSA-2A	1	...	1
Executive Assistant	TSA-5	1	...	1
Secretary	GS-8	1	...	1
		3	...	3
Division of Budget Administration				
Budget Director	GS-15	1	...	1
Management Analyst	GS-13	1	...	1
Administrative Officer	GS-11	...	1	1
Administrative Assistant	GS-8	1	...	1
Administrative Aide	GS-7	...	1	1
Administrative Aide	GS-6	...	1	1
Clerk-typist	GS-5	1	2	3
Clerk-typist	GS-4	...	2	2
		4	7	11

GA-900-9 (REV.)
2-26-73

AGENCY: PUBLIC SCHOOLS	CATEGORY: CENTRAL SERVICES AND MANAGEMENT	SUBCATEGORY:	BUDGET UNIT:	CODE: 900

DISTRIBUTION OF POSITIONS

TITLE	GRADE	FY 1973	CHANGE	FY 1974
Division of Budget - continued				
Budget Formulation				
Budget Analyst	TSA-9	1	...	1
Supervisory Budget Analyst	GS-13	1	...	1
Budget Analyst	GS-12	1	4	5
Budget Analyst	GS-9	...	1	1
		3	5	8
Allotment Formulation				
Allotment Control Officer	GS-12	1	...	1
Asst. Allotment Control Officer	GS-9	...	2	2
		1	2	3
Total, Division of Budget		8	14	22
Division of Finance				
Accounting				
Comptroller	GS-14	...	1	1
Chief Accountant	GS-13	...	1	1
Systems Accountant	GS-13	...	1	1
Assistant Chief Accountant	GS-12	1	...	1
Senior Accountant	GS-12	...	3	3
Operating Accountant	GS-11	1	...	1
Senior Accountant	GS-11	...	1	1
Accounting Technician	GS-7	1	...	1
Operating Accountant	GS-7	1	...	1
Voucher Examiner	GS-5	6	10	16
Clerical	GS-5	1	...	1
		11	17	28

GA-900-10 (REV.)
2-26-73

AGENCY: PUBLIC SCHOOLS	CATEGORY: CENTRAL SERVICES AND MANAGEMENT	SUBCATEGORY:	BUDGET UNIT:	CODE: 900

DISTRIBUTION OF POSITIONS

TITLE	GRADE	FY 1973	CHANGE	FY 1974
Division of Business Administration				
Administrative Office:				
Assistant Superintendent	GS-15	1	...	1
Program Management Officer	GS-14	1	...	1
Clerical	GS-8	1	...	1
Clerical	GS-6	1	...	1
		4	...	4
Central Transportation Services:				
Transportation Officer	GS-11	1	...	1
Assistant Transportation Officer	GS-8	1	...	1
Supply Clerk	GS-5	1	...	1
Auto Mechanic	WG-10	2	...	2
Driver	WG-7	38	...	38
Driver	WG-6	65	...	65
Bus Attendant	WG-3	45	...	45
Transportation Foreman	WS-4	2	...	2
		155	...	155
Supply Management:				
Supply Management Specialist	GS-13	1	...	1
Inventory Management Specialist	GS-12	1	...	1
Supervisor-Clerical Services	GS-8	1	...	1
Supervisor-Mail Unit	GS-6	1	...	1
Clerical Services Operator	GS-5	1	...	1
Mail Room Clerk	GS-5	1	...	1
Mail Room Clerk	GS-4	2	...	2
Clerical Services Operator	GS-4	1	...	1
Mail Room Clerk	GS-3	1	...	1
Clerical Services Operator	GS-3	2	...	2
Press Operator	WBP-9	2	...	2
Press Operator	WBP-6	1	...	1
		15	...	15

GA-900-11 (REV.)
2/26/73

AGENCY: PUBLIC SCHOOLS	CATEGORY: CENTRAL SERVICES AND MANAGEMENT	SUBCATEGORY:	BUDGET UNIT:	CODE: 900

DISTRIBUTION OF POSITIONS

TITLE	GRADE	FY 1973	CHANGE	FY 1974
Warehousing and Distribution:				
Distribution Facilities Officer	GS-12	1	...	1
Assistant Distribution Facilities Officer	GS-9	1	...	1
Assistant Distribution Facilities Officer	GS-8	1	...	1
Clerical	GS-6	1	...	1
Clerical	GS-5	2	...	2
Clerical	GS-4	2	...	2
Storage/Issue Supervisor	WS-5	1	...	1
Pickup/Delivery Superivsor	WS-4	1	...	1
Receiving Supervisor	WG-7	1	...	1
Shipping Supervisor	WG-7	1	...	1
Warehouseman	WG-7	3	...	3
Warehouseman	WG-6	3	...	3
Warehouseman	WG-5	4	5	9
Assistant Distribution Facilities Officer	GS-7	...	1	1
		22	6	28
Equipment Maintenance:				
Mechanical Shop Superintendent	GS-11	1	...	1
Supply Clerk	GS-5	1	...	1
Clerical	GS-4	1	...	1
Maintenance Foreman	WS-10	1	...	1
General Mechanical Leadman	WL-11	1	...	1
Office Appliance Repairman	WG-10	3	...	3
Sewing Machine Repairman	WG-10	1	...	1

AGENCY: PUBLIC SCHOOLS	CATEGORY: CENTRAL SERVICES AND MANAGEMENT	SUBCATEGORY:	BUDGET UNIT:	CODE: 900

DISTRIBUTION OF POSITIONS

TITLE	GRADE	FY 1973	CHANGE	FY 1974
Equipment Maintenance: (continued)				
Radio/TV Repairman	WG-10	1	...	1
General Woodwork Repairman	WG-10	2	...	2
Window Shade Serviceman	WG-9	2	...	2
General Equipment Repairman	WG-9	2	...	2
Locksmith	WG-9	2	...	2
Window Shade Mechanic	WG-7	1	...	1
Window Shade Helper	WG-5	2	...	2
General Woodwork Repairman	WG-5	1	...	1
Tools & Parts Attendant	WG-5	1	...	1
		23	...	23
Procurement:				
Procurement Officer	GS-13	1	...	1
Assistant Procurement Officer	GS-12	1	...	1
General Equipment Engineer	GS-12	1	...	1
Procurement Agent	GS-11	17	...	17
Clerical	GS-5	2	...	2
Clerical	GS-4	3	...	3
		25	...	25

GA-900-13 (REV.)
2/26/73

AGENCY: PUBLIC SCHOOLS	CATEGORY: CENTRAL SERVICES AND MANAGEMENT	SUBCATEGORY:	BUDGET UNIT:	CODE: 900

DISTRIBUTION OF POSITIONS

TITLE	GRADE	FY 1973	CHANGE	FY 1974
Property Management:				
General Supply Specialist	GS-10	1	...	1
Inventory Management Specialist	GS-9	3	...	3
Supply Technician	GS-6	3	...	3
Computer Operator	GS-6	1	...	1
Supply Clerk	GS-5	2	...	2
Computer Operator	GS-5	2	...	2
		12	...	12
Total, Division of Business Administration		256	6	262

GA-900-14 (REV.)
2/26/73

AGENCY: PUBLIC SCHOOLS	CATEGORY: CENTRAL SERVICES AND MANAGEMENT	SUBCATEGORY:	BUDGET UNIT:	CODE: 900

DISTRIBUTION OF POSITIONS

TITLE	GRADE	FY 1973	CHANGE	FY 1974
Automated Information Services				
Director	GS-15	1	...	1
Deputy Director	GS-14	1	...	1
Secretary	GS-8	1	...	1
Clerk	GS-4	1	...	1
		4	...	4
Computer Operations				
Operating Supervisor	GS-12	1	...	1
Operator	GS-9	1	...	1
Shift Supervisor	GS-8	1	...	1
Operator	GS-7	1	...	1
Operator	GS-6	1	...	1
		5	...	5
Management Systems				
Supervisor	GS-13	2	...	2
Programmer	GS-12	4	...	4
Systems Analyst	GS-12	2	...	2
Programmer	GS-11	4	...	4
Systems Analyst	GS-11	1	...	1
Programmer	GS-9	2	...	2
Programmer	GS-7	1	...	1
		16	...	16
Quality Control and Input Preparation				
Quality Control Supervisor	GS-12	1	...	1
Assistant Quality Control Supervisor	GS-11	1	...	1
Computer Aide	GS-5	1	...	1
Assistant EAM Supervisor	GS-5	1	...	1
Keypunch Operator	GS-4	3	...	3
		7	...	7
Total, Automated Information Services		32	...	32

AGENCY: PUBLIC SCHOOLS	CATEGORY: CENTRAL SERVICES AND MANAGEMENT	SUBCATEGORY:	BUDGET UNIT:	CODE: 900

DISTRIBUTION OF POSITIONS

TITLE	GRADE	FY 1973	CHANGE	FY 1974
Personnel				
Administration				
Assistant Superintendent	TSA-3	1	...	1
Assistant Personnel Officer	TSA-5	1	...	1
Administrative Aide	GS-8	1	...	1
Personnel Assistant	GS-7	1	...	1
Secretary	GS-6	1	...	1
		5	...	5
Actions and Records				
Personnel Management Specialist	GS-12	1	...	1
Personnel Services Supervisor	GS-8	1	...	1
Personnel Assistant	GS-7	1	...	1
Employee Relations Assistant	GS-6	1	...	1
Compensation Clerk	GS-6	1	...	1
Personnel Clerk	GS-5	4	...	4
Clerk	GS-4	2	1	3
Personnel Assistant	GS-6	...	1	1
		11	2	13
Substitute Calling				
Supervisory Clerk	GS-5	1	...	1
Substitute Calling Clerk	GS-4	7	...	7
		8	...	8
Certification and Staffing TSA				
Chief Examiner	TSA-5	1	...	1
Assistant Chief Examiner	TSA-8	2	1	3
Supervisory Pers. Staffing Specialist	GS-12	1	...	1
Personnel Staffing Specialist	GS-9	6	...	6
Secretary	GS-6	1	...	1
Clerk	GS-5	3	...	3
Clerk-Typist	GS-4	7	...	7
Clerk	GS-3	1	...	1
		22	1	23

GA-900-16 (REV.)
1/15/73

AGENCY: PUBLIC SCHOOLS	CATEGORY: CENTRAL SERVICES AND MANAGEMENT	SUBCATEGORY:	BUDGET UNIT:	CODE: 900

DISTRIBUTION OF POSITIONS

TITLE	GRADE	FY 1973	CHANGE	FY 1974
Personnel - Continued				
Classification & Staffing (GS,WG)				
Supervisory Personnel Mgmt. Spec.	GS-13	1	...	1
Staffing Specialist	GS-12	3	...	3
Position Classification Specialist	GS-11	3	3	6
Classification Assistant	GS-6	1	...	1
Staffing Assistant	GS-6	...	1	1
Classification Clerk	GS-4	2	1	3
		10	5	15
Total, Personnel		56	8	64
Employer-Employee Relations				
Associate Superintendent	GS-15	1	...	1
Assistant Director	GS-13	1	...	1
Labor Relations Specialist	GS-12	3	...	3
Clerk	GS-6	1	...	1
Clerk	GS-4	1	...	1
		7	...	7
Planning, Research and Evaluation Administration				
Associate Superintendent	TSA-2B	1	...	1
		1	...	1

GA-900-17 (REV.)
1/15/73

AGENCY: PUBLIC SCHOOLS	CATEGORY: CENTRAL SERVICES AND MANAGEMENT	SUBCATEGORY:	BUDGET UNIT:	CODE: 900

DISTRIBUTION OF POSITIONS

TITLE	GRADE	FY 1973	CHANGE	FY 1974
Planning, Research and Evaluation - continued				
Research				
Asst. to the Asst. Superintendent	TSA-6	1	...	1
Planning and Research Associate	TSA-10	1	...	1
Administrative Aide	GS-8	1	...	1
		3	...	3
Evaluation				
Asst. to the Asst. Superintendent	TSA-6	1	...	1
		1	...	1
Statistical Office				
Statistical Clerk	GS-7	2	...	2
Statistical Clerk	GS-5	1	...	1
		3	...	3
Total, Planning, Research and Evaluation		8	...	8
Safety Office				
Safety Director	GS-13	(1)	...	(1)
Assistant Safety Director	GS-12	(1)	...	(1)
Clerk	GS-5	(1)	...	(1)
		(3)	...	(3)
Deputy Superintendent for Instruction				
Deputy Superintendent	TSA-2B	1	...	1
Executive Assistant	TSA-5	2	...	2
Principal	TSA-6	(4)	...	(4)
Administrative Aide	GS-8	1	...	1
Administrative Aide	GS-6	1	...	1
		5(4)	...	5(4)
Associate Superintendent for Instruction				
Associate Superintendent	TSA-2B	1	...	1
		1	...	1

AGENCY: PUBLIC SCHOOLS	CATEGORY: CENTRAL SERVICES AND MANAGEMENT	SUBCATEGORY:	BUDGET UNIT:	CODE: 900

DISTRIBUTION OF POSITIONS

TITLE	GRADE	FY 1973	CHANGE	FY 1974
Office, Elementary Education				
Assistant Superintendent	TSA-3	1	...	1
Asst. to Asst. Superintendent	TSA-6	2	...	2
Administrative Aide	GS-8	1	...	1
Administrative Aide	GS-6	5	...	5
Administrative Aide	GS-5	3	...	3
Administrative Aide	GS-4	2	...	2
		14	...	14
Office, Secondary Education				
Assistant Superintendent	TSA-3	1	...	1
Asst. to Asst. Superintendent	TSA-6	2	...	2
Administrative Aide	GS-8	1	...	1
Administrative Aide	GS-6	3	...	3
Administrative Aide	GS-5	2	...	2
Administrative Aide	GS-4	2	...	2
		11	...	11
Office, Model School Division				
Assistant Superintendent	TSA-3	1	...	1
Asst. to the Asst. Superintendent	TSA-6	2	...	2
Supervising Director	TSA-7	1	...	1
Assistant Director	TSA-10	2	...	2
Administrative Aide	GS-8	1	...	1
Administrative Aide	GS-6	1	...	1
Administrative Aide	GS-5	1	...	1
Administrative Aide	GS-4	1	...	1
		10	...	10

AGENCY: PUBLIC SCHOOLS	CATEGORY: CENTRAL SERVICES AND MANAGEMENT	SUBCATEGORY:	BUDGET UNIT:	CODE: 900

DISTRIBUTION OF POSITIONS

TITLE	GRADE	FY 1973	CHANGE	FY 1974
Anacostia Project Office				
(Positions To Be Established By Pending Redirection Request)		6	...	6
		6	...	6
Career Development Office				
Assistant Superintendent	TSA-3	1	...	1
Director, Vocational Education	TSA-5	1	...	1
Field Investigator	GS-9	1	...	1
Administrative Aide	GS-8	1	...	1
Administrative Aide	GS-5	2	...	2
		6	...	6
Adult and Continuing Education Office				
Assistant Superintendent	TSA-3	1	...	1
Administrative Aide	GS-8	1	...	1
Administrative Aide	GS-6	1	...	1
Administrative Aide	GS-4	1	...	1
		4	...	4

AGENCY: PUBLIC SCHOOLS	CATEGORY: CENTRAL SERVICES AND MANAGEMENT	SUBCATEGORY:	BUDGET UNIT:	CODE: 900

DISTRIBUTION OF POSITIONS

TITLE	GRADE	FY 1973	CHANGE	FY 1974
Office, Special Education				
Assistant Superintendent	TSA-3	1	...	1
Asst. to Asst. Superintendent	TSA-6	1	...	1
Director	TSA-6	1	...	1
Supervising Director	TSA-7	4	...	4
Assistant Director	TSA-10	1	...	1
Coordinator	GS-13	1	...	1
Business Manager	GS-12	1	...	1
Educational Research Assistant	GS-11	1	...	1
Administrative Aide	GS-8	1	...	1
Administrative Aide	GS-6	7	...	7
Clerk-typist	GS-5	3	...	3
Clerk-typist	GS-4	1	...	1
Custodian	WG-8	(1)	...	(1)
Custodian	WG-7	(1)	...	(1)
		23	...	23
		(2)		(2)
Board of Education				
Executive Secretary	GS-13	1	...	1
Assistant Executive Secretary	GS-11	1	...	1
Clerical	GS-7	2	...	2
Clerical	GS-6	1	...	1
Clerical	GS-5	1	...	1
		6	...	6
TOTAL, CENTRAL SERVICES AND MANAGEMENT		498(9)	45	543(9)

DISTRICT OF COLUMBIA GOVERNMENT	SCHEDULE C
AGENCY: Public Schools	Continuation Sheet Page 1 Of 3

FEDERAL GRANT ASSISTANCE

Symbol	Budget Structure Code	Grant Title / Agency Allocation / Object Class Allocation	Initial Award	Source	Obligations FY 19 72 Actual	Obligations FY 19 73 Estimates	Obligations FY 19 74 Estimates	Purpose
	Agency Wide	Impact Aid		Dept. H.E.W.	$ 7,772.4	$ 4,132.9	$ 4,132.9	
	Agency Wide	Title I		Dept. H.E.W.	6,733.9	7,977.9	7,938.4	
	Agency Wide	Title II		Dept. H.E.W.	182.0	291.5	291.5	
	Agency Wide	Title III		Dept. H.E.W.	638.4	807.2	807.2	
	Agency Wide	Title IV		Dept. H.E.W.	944.0	2,250.0	2,250.0	
	Agency Wide	Title IV Planning and Evaluation of Ed. Programs		Dept. H.E.W.	55.5	...	...	
	Agency Wide	Title IV Reading Utilization		Dept. H.E.W.	71.0	87.1	87.1	
	Agency Wide	Title V		Dept. H.E.W.	246.0	299.5	299.5	
	Agency Wide	Title VI-B		Dept. H.E.W.	163.2	200.0	200.0	
	Agency Wide	Title VI-C Deaf and Blind		Dept. H.E.W.	41.6	51.4	51.4	
	Agency Wide	Title VI-C High Impact		Dept. H.E.W.	61.0	75.0	75.0	
	Agency Wide	Title I,II,III, Diagnostic Prescriptive		Dept. H.E.W.	192.0	235.0	235.0	
	Agency Wide	National Defense Ed. Act		Dept. H.E.W.	106.0	130.3	130.3	
	Agency Wide	Vocational Education		Dept. H.E.W.	1,251.9	1,533.9	1,533.9	
	Agency Wide	K-12 Career Development Programs		Dept. H.E.W.	90.2	110.7	110.7	
	Agency Wide	Adult Basic Education		Dept. H.E.W.	230.3	282.8	282.8	
	Agency Wide	Portal School		Dept. H.E.W.	366.4	500.6	500.6	
	Agency Wide	Education Professions Development Act		Dept. H.E.W.	1,082.5	1,261.8	1,261.8	
	Agency Wide	Fellowships for Teachers of Handicapped Children		Dept. H.E.W.	52.1	64.4	64.4	
	Agency Wide	Amendment to Title I P.L. 89-313		Dept. H.E.W.	452.4	554.5	554.5	
	Agency Wide	Amendment to Title I P.L. 89-750		Dept. H.E.W.	319.2	393.7	393.7	
	Agency Wide	Project Bull's - Eye		Dept. H.E.W.	61.0	...	...	
	Agency Wide	Program for the Spanish Speaking Community		Dept. H.E.W.	101.8	125.0	125.0	

DISTRICT OF COLUMBIA GOVERNMENT

SCHEDULE C

AGENCY: Public Schools

FEDERAL GRANT ASSISTANCE

Symbol	Budget Structure Code	Grant Title / Agency Allocation / Object Class Allocation	Initial Award	Source	Obligations FY 1972 Actual	Obligations FY 1973 Estimates	Obligations FY 1974 Estimates	Purpose
	Agency Wide	Follow Through Program - Nichols Avenue		Dept. H.E.W.	$ 230.1	$ 282.0	$ 282.0	
	Agency Wide	Follow Through Program - Morgan		Dept. H.E.W.	200.0	245.4	245.4	
	Agency Wide	Pre-School - Model School		Dept. H.E.W.	405.2	499.1	499.1	
	Agency Wide	Pre-School - Anacostia		Dept. H.E.W.	427.4	525.8	525.8	
	Agency Wide	Minicourse Demonstration Program		Dept. H.E.W.	163.2	20.0	20.0	
	Agency Wide	Food Services		Dept. of Agriculture	2,159.6	2,644.9	2,644.9	
	Agency Wide	Neighborhood Youth Corps		Dept. of Labor	20.2	25.0	25.0	
	Agency Wide	Widening Horizon		Dept. of Labor	6.5	8.8	8.8	
	Agency Wide	Manpower Development and Training Act of 1962		Dept. of Labor	883.0	1,081.8	1,081.8	
	Agency Wide	Manpower State Direction and Supervision		Dept. of Labor	59.4	73.2	73.2	
	Agency Wide	Work Incentive Program		Dept. of Labor	310.8	381.8	381.8	
	Agency Wide	Emergency Employment Act		Dept. of Labor	244.2	300.0	300.0	
	Agency Wide	Driver Education Program		Dept. of Transportation	48.8	60.0	60.0	
	Agency Wide	Harrison Community School		Dept. H.U.D.	327.5	404.7	404.7	
	Agency Wide	Adult Demonstration Center		Dept. H.U.D.	452.4	554.6	554.6	
	Agency Wide	Model Cities Summer Earn and Learn Program		Dept. H.U.D.	500.0	...	...	
	Agency Wide	Electronic Surveillance System		Dept. of Justice	65.2	80.5	80.5	
	Agency Wide	Civil Defense Ed. Program		Dept. of the Army	22.0	27.3	27.3	

DISTRICT OF COLUMBIA GOVERNMENT

SCHEDULE C

AGENCY: Public Schools

Continuation Sheet Page 3 Of 3

FEDERAL GRANT ASSISTANCE

Symbol	Budget Structure Code	Grant Title / Agency Allocation / Object Class Allocation	Initial Award	Source	Obligations FY 1972 Actual	Obligations FY 1973 Estimates	Obligations FY 1974 Estimates	Purpose
	Agency Wide	Instructional Development Agency		Dept. H.E.W.	$ 18.5	$ 21.0	$ 21.0	
		TOTAL			$27,758.8	$28,601.1	$28,561.6	

Federal Grants Narrative

Impact Aid

Impact Aid is the second largest grant received by the school system. The basic purpose of the grant is to supplement the financial resources of school districts enrolling large numbers of school children whose parents live on and/or work on non-taxable federal property. In the D. C. Public Schools, these funds are carried and budgeted in separate accounts. Since its inception here in 1965, these funds have been generally earmarked for school programs in the lower socio-economic levels of the city. The general program usage of these funds has evolved into two major thrusts, both of them supplementary to programs already operating within the general fund. Almost half of the entitlement each year is spent to establish clerical and technical positions in a number of business management offices. The school system has not been able to develop these offices within the general fund as rapidly as necessary to meet greatly increased program demand. These positions furnished through Impact Aid have come to play a major role throughout Business Management; for example, the Budget Division currently has eight positions established in the general fund, but another fourteen (14) positions established through Impact Aid. In fiscal year 1974, the Board of Education is seeking to fund some forty-five (45) of these business management positions from the general fund rather than Impact Aid.

The other major program thrust of Impact Aid has been to develop or supplement educational programs. For example, the STAY school program for secondary level dropouts was first developed on an experimental basis in the Impact Aid budget. It is now funded in the general fund, but at the present time the Impact Aid funding provides a nursery for some of the students returning to school in the evening. In addition, the Impact Aid fund has furnished large-scale material support for the classroom, and has greatly augmented classroom programs ranging from pre-kindergarten to the senior high School Without Walls.

ESEA Title I

Title I provides financial assistance to local agencies with high concentrations of low-income families. The Title I program in the District Public Schools focuses on economic needs, reading, and mathematics retardation problems. The program is operating in fifty-two elementary, sixteen secondary and eight non-public schools.

ESEA Title II

This program for the first time provided financial assistance for the acquisition of school library resources, textbooks and other instructional materials in the elementary and secondary schools. Funds are used in the D. C. Public Schools to bring our libraries, textbooks and audio-visual aid materials up to the proper level based on pupil enrollment.

Title III

This grant was created to develop imaginative solutions to educational problems; to utilize more effectively research findings, and to create, design and make intelligent use of supplementary centers and services. D. C. Public Schools involvement includes programs for the handicapped. Also, projects range from a training center for open-space schools to a planning grant for the School Without Walls.

Title IV

The purpose of this grant is to increase effective community participation in school governance and to improve school performance through joint community-professional staff decisions. It also provides financial assistance for city-wide instructional service and city-wide administration. Also, a large part of Title IV funds is used for reading research which involves teachers, principals, librarians, and reading specialists in 16 target elementary schools.

Title V

The purpose of this grant is to strengthen leadership resources of the state educational agencies and assist in improving state administration. In the D. C. Public Schools, Title V funds are supporting general administration, city-wide educational planning, statistical and data processing services, and dissemination of educational information and educational data control.

Title VI

The purpose of this grant is to assist states in the initiation, expansion, and improvement of programs and projects for the handicapped, which includes the acquisition of equipment and construction of necessary school facilities. Funds from Title VI-B are used to operate the Developmental Center for Special Education. This facility provides diagnosis, referral, and direct services for handicapped children. Research and staff development are also conducted. Funds from Title VI-C support two programs; one is for the Deaf Blind, with services ranging from medical and social services,

educational services, to field trips: The second program is a Hi-Impact Pre-School; this program places emphasis on pre-school children with special learning problems. Emphasis is placed on placing the child in normal settings rather than on specific therapy.

The H.E.W. Grants

The D. C. Public Schools receives a number of grants listed as H.E.W. grants. The grants are as follows:

Diagnostic Prescriptive: To provide help for children with academic or social problems and to offer support to teachers by diagnosing the problems and prescribing solutions.

NDEA, Title III: To provide loans and grants for strengthening elementary and secondary instruction through the acquisition of equipment, minor remodeling, and expansion of supervisory and related services.

K-12 Career Development Programs: To provide a relevant program of career education to all students at all levels of instructions.

Adult Basic Education Act of 1966: To expand basic educational programs for adults to enable them to overcome English language limitations, to improve their basic education for occupational training and more profitable employment.

Portal School: To help teachers in certain grades or departments improve their skills in cooperation with the guidance of school system specialists and university instructors.

EPDA Part B-2: To provide grants to states to enable them to support areas that are experiencing critical teacher shortages to attract people who are not teaching and to provide them with the necessary qualifications for teaching.

EPDA Part F: To provide opportunities to update the occupational competencies of vocational educational teachers through the exchange of personnel between vocational programs, commercial, industrial or any other program related to subject matter being taught.

Fellowships for Teachers of Handicapped Children: To assist state educational agencies in providing and expanding training programs for personnel employed or to be employed in the different areas of training handicapped children.

ESEA, Title I 89-313, Aid to Children in Schools for Handicapped: Provide funds to children in such schools as Sharpe Health School, Mamie D. Lee School, Lenox Annex Center, and special stations for the handicapped.

ESEA, Title I 89-750, Assistance to Institutions, Neglected and Delinquent: Provide funds for expanding and improving educational programs to meet the special educational needs of neglected and delinquent children. Such funds have been awarded to, Junior Village, Juvenile Center, Lorton Youth Center, Maple Glen, D. C. Children's Center, Cedar Knoll, D. C. Children's Center and Oak Hill.

Project Bulls-Eye: To aid the basic Adult Education Program by developing, testing, and disseminating methods and materials for a new system of teaching adults to read and raise their reading level.

Program for the Spanish Speaking Community: To provide English instruction for Latin American Adults, who are residents of the District of Columbia, in order to improve their living conditions and to help them better understand the American Society.

Follow Through: To help children from low-income families sustain in the primary grades the educational gains made in Headstart and other pre-school programs. The program is based on the belief that every child can achieve well in the academic area if he receives adequate instruction. Another phase of the program operates on the belief that people can and will take responsibility for their learning if a climate can be established which encourages this.

Pre-school Program: To provide a pre-kindergarten experience for culturally disadvantaged children. This program is designed to enhance positive feelings by the child for himself, to develop a child's understanding of people and things in his environment and to ensure healthy physical growth and development in the child.

Minicourse Demonstration Program: To accelerate the spread of exemplary programs and validated practices. Five school sites in the District were selected to operate the mini program. The school sites are:

Blair-Ludlow-Taylor Elementary School
J. F. Cook Elementary School
Houston Elementary School
Mott Elementary School
J. O. Wilson Elementary School

Vocational Education Amendments of 1968: To assist states to maintain, extend, and improve existing programs of vocational education, to develop new programs of vocational education and to provide part-time employment for youths who need earnings from employment to remain in school. In the D. C. Public Schools courses are offered in Vocational Education and Consumer and Health Education for secondary, post-secondary, adult, disadvantaged and handicapped students. These courses are taught at five vocational high schools, Armstrong Adult Center, Skill Center, Sharpe Health School, and one hospital, serving an enrollment of 10-12 thousand.

Agriculture Grants

These grants issued by the Agriculture Department fall under four major headings. Non-food Assistance, Special Milk Program, Pilot Breakfast Program, and National School Lunch Program. These programs are designed to aid in feeding hungry students or to provide at least one balanced meal per day for students. Also, there are some grants that are used to fund the management and purchase of food service equipment.

Department of Labor

The Department of Labor issues a number of grants to D. C. Public Schools. One such grant, of which we had 125 students enrolled furnishes financial assistance to youths under sixteen to enable them to stay in school. Another grant from the Department of Labor relates to state supervision and direction of the Manpower Development and Training Act of 1962. Also, grants were received under the Emergency Employment Act of 1961 to fund teaching positions that could not have been funded out of the regular budget.

Department of Transportation

A major element of this grant provided funding to enable each student, prior to his sixteenth birthday, to complete a program of Driver Education. This grant helped to expand the program that existed in the D. C. Public Schools.

Department of Housing & Urban Development

The purpose of two of these grants is to establish a target area within a city to be used as a model of community living. In the District of Columbia we have two such programs. Also, there is a Teen House with a parent as House Director with year round activities planned. Approximately 85 students were served in this program during the school year, and approximately 300 during the summer months. There are also other activities housed in schools and churches based on the community school concept. Another grant deals with an Adult Basic Education Program designed for hard core undereducated and unemployed or underemployed persons 18 years of age or older. The program is intended to help adults enter sub-training programs or maximize benefits from programs in which they are already enrolled. Approximately 6,620 persons are enrolled in this program.

Department of Justice

One program funded by the Department of Justice provides funds for the establishment of an electronic surveillance system for the schools. This acts as a deterrent to illegal entries. In the past, many thousands of dollars have been lost in stolen or destroyed property because of illegal entry.

Department of the Army

Funds are provided to maintain a Civil Defense Education Program. In the D. C. Public Schools the program disseminates material on Civil Defense action and the director conducts classes in Civil Defense Survival Procedures and general administration of the Civil Defense Education Program.

D. C. PUBLIC SCHOOLS
FEDERAL GRANTS

LEGEND:

A - Title I	H - Agriculture
B - Title III	I - Impact Aid
C - Title IV	J - HUD
D - Title V	K - Labor Department
E - Title II	L - Transportation Department
F - Title VI	M - Department of Army
G - HEW (Other)	N - Department of Justice

FY 1973-74 FEDERAL GRANT SUMMARY

Fund Source	Budget Activity	Positions	Compensation	Other	Total
	ELEMENTARY EDUCATION				
A		516(15)	3,781.5	202.5	3,984.0
G		150(27)	1,312.5	259.8	1,572.3
I		79	663.2	2.0	665.2
	Total	745(42)	5,757.2	464.3	6,221.5
	JUNIOR HIGH				
A		89	858.0	54.2	912.2
	Total	89	858.0	54.2	912.2
	SENIOR HIGH				
B		3(11)	41.3	29.2	70.5
H		...	...	60.0	60.0
I		8	146.5	56.0	202.5
	Total	11(11)	187.8	145.2	333.0
	CAREER DEVELOPMENT				
A		15(11)	126.8	58.9	185.7
G		87	1,029.2	615.4	1,644.6
I		4(503)	225.2	103.4	328.6
K		115	1,000.5	4.7	1,005.2
	Total	221(514)	2,381.7	782.4	3,164.1
	ADULT AND CONTINUING EDUCATION				
A		21(22)	212.4	78.4	290.8
G		21	257.9	25.7	283.6
J		84(7)	919.7	178.6	1,098.3
	Total	126(29)	1,390.0	282.7	1,672.7

FY 1973-74 FEDERAL GRANT SUMMARY

Fund Source	Budget Activity	Positions	Compensation	Other	Total
	SPECIAL EDUCATION				
A		34	326.7	16.2	342.9
B		...(10)	27.9	88.3	377.6*
F		14	164.7	35.3	200.0
G		...	...	968.6	968.6
	Total	48(10)	519.3	1,108.4	1,889.1
	FACILITIES				
I		3	27.0	40.0	67.0
N		...	...	60.0	60.0
	Total	3	27.0	100.0	127.0
	FOOD SERVICES				
H		13	309.8	2,335.1	2,644.9
I		1(175)	152.1	65.0	217.1
	Total	14(175)	461.9	2,400.1	2,862.0
	INSTRUCTIONAL SUPPORT				
A		170	1,504.4	399.8	1,904.2
B		5	47.4	88.8	214.1**
C		35(125)	1,129.6	1,120.4	2,250.0
E		4	47.6	243.9	291.5
G		65	533.6	1,103.5	1,637.1
I		10	126.6	1.0	127.6
M		1(1)	26.0	1.3	27.3
	Total	290(126)	3,415.2	2,958.7	6,451.8**

*261.4 Reserve for FY 73 Projects
**Includes 77.9 Reserve Funds

GA-G-12

FY 1973-74 FEDERAL GRANT SUMMARY

Fund Source	Budget Activity	Positions	Compensation	Other	Total
	CENTRAL SERVICES AND MANAGEMENT				
A		13	181.0	177.0	358.0
B		6	78.1	66.9	145.0
D		20	276.6	22.9	299.5
I		172	2,014.4	504.2	2,518.6
	Total	211	2,550.1	771.0	3,321.1
	Sub-Total	1,758(907)	17,548.2	9,067.0	26,954.5***
			Capitol Page School		136.3
			Voc. Educ. (Reimb)		1,510.3
	GRAND TOTAL				28,601.1

***Includes 339.3 Reserve Fund As Above.

GA-G-13

FY 1973-74 FEDERAL GRANTS

Fund Source	Budget Activity	Positions	Personnel Compensation	Personnel Benefits	Travel & Trans.	Rent, Comm. & Utilities	Printing & Reproduction	Other Contr. Svcs.	Supplies & Materials	Equip.	Total
	ELEMENTARY EDUCATION										
A	Learning Centers	483 (14)	3,154.1	300.0	...	...	...	184.3	...	...	3,638.4
A	Follow-Thru (Morgan)	5	30.0	2.5	...	...	...	2.0	...	...	34.5
A	Follow-Thru (Nichols)	5 (1)	34.4	2.8	...	...	...	.8	...	...	38.0
A	Non-Public Schools Learning Centers	23	238.0	19.7	2.3	...	...	1.2	6.0	5.9	273.1
G	Follow-Thru (Nichols/Morgan)	47 (27)	347.8	29.2	22.4	...	...	102.0	4.0	22.0	527.4
G	Mini Course Demon. Center	1	5.6	.6	.8	.2	.3	10.3	2.2	...	20.0
G	Preschools (Anacostia-Model)	102	873.0	56.3	5.6	10.3	.5	25.1	51.3	2.8	1,024.9
I	Elementary School Operations	25	133.2	11.1	...	...	...	...	...	...	144.3
I	Prekindergarten	49	454.2	18.3	...	...	...	...	...	...	472.5
I	Adams-Morgan Prekindergarten	5	44.3	2.1	...	...	...	...	...	...	46.4
I	Adams-Morgan Community Board	...	...	...	.5	...	.5	1.0	...	...	2.0
	Sub-Total	745 (42)	5,314.6	442.6	31.6	10.5	1.3	326.7	63.5	30.7	(6,221.5)
	JUNIOR HIGH										
A	Learning Centers	89	808.0	50.0	...	...	...	54.2	...	...	912.2
	Sub-Total	89	808.0	50.0	...	...	...	54.2	...	...	(912.2)
	SENIOR HIGH										
B	Designing & Implementing Program Little School Component	1 (1)	6.8	.4	.3	.3	...	1.9	2.7	13.4	25.8
B	Expansion of School W/O Walls	2 (10)	32.1	2.0	2.0	...	.8	6.5	.5	.8	44.7
H	Driver Education	...	...	...	...	...	...	...	...	60.0	60.0
I	Spingarn STAY School	7	126.4	8.1	1.5	.2	...	...	2.0	2.9	141.1
I	School W/O Walls	1	9.5	.8	2.7	30.0	.8	6.0	3.8	2.8	56.4
I	Secondary Education Task Force	...	1.7	...	...	...	...	3.3	...	...	5.0
	Sub-Total	11 (11)	176.5	11.3	6.5	30.5	1.6	17.7	9.0	79.9	(333.0)

FY 1973-74 FEDERAL GRANTS

Fund Source	Budget Activity	Positions	Personnel Compensation	Personnel Benefits	Travel & Trans.	Rent, Comm. & Utilities	Printing & Reproduction	Other Contr. Svcs.	Supplies & Materials	Equip.	Total
	CAREER DEVELOPMENT										
A	Widening Horizons	2 (11)	44.8	3.3	5.3	...	1.0	1.0	1.9	.4	57.7
A	Career Development Component	13	72.7	6.0	3.0	...	8.9	...	27.4	10.0	128.0
G	Guidance (Vocational Ed.)	11	124.4	7.5	...	...	...	...	...	...	131.9
G	Secondary Education (Vocational Education)	5	48.5	4.8	3.0	...	...	64.2	...	24.5	145.0
G	Post Secondary (Vocational Education)	9	97.9	9.8	...	...	...	...	...	43.9	151.6
G	Adult Vocational Education	2	30.8	.3	...	...	...	...	...	...	31.1
G	Disadvantaged (Vocational Education)	10	112.8	10.0	...	...	...	8.6	...	20.2	151.6
G	Phy. Handicapped (Vocational Education)	8	96.4	3.8	...	...	...	.9	...	...	101.1
G	Research & Training (Vocational Education)	2	8.7	...	...	...	...	15.0	...	...	23.7
G	Exemplary Program (Vocational Education)	...	...	...	2.0	...	...	93.5	10.0	3.0	108.5
G	Consumer Homemaking (Vocational Education)	...	58.5	...	...	...	...	...	...	9.0	67.5
G	Cooperative Education (Vocational Education)	15	89.2	8.9	...	...	...	110.1	...	19.7	227.9
G	Ancillary Services (Vocational Education)	16	168.8	6.9	5.3	...	5.8	100.7	7.0	4.0	298.5
G	Disadvantage-State Program	3	32.9	3.0	...	...	...	16.0	...	.7	52.6
G	Work Study (Vocational Education)	...	19.2	...	...	...	...	...	...	...	19.2
G	Guidance & Counseling	1	15.5	...	2.1	...	...	3.0	3.1	...	23.7
G	K-12 Career Development Program	5	65.4	5.2	4.0	.3	...	16.2	12.6	7.0	110.7
I	MDTA Skills Center (Matching)	...	...	...	...	100.0	...	...	...	...	100.0
I	Work Scholarship Program	2 (500)	157.1	17.4	...	...	...	1.6	.3	...	176.4
I	NYC	2 (3)	45.6	5.1	...	...	...	...	1.5	...	52.2
K	Emergency Emp. Act	40	275.1	24.9	...	...	...	...	...	...	300.0
K	Work Scholarship (NYC)	8	22.3	2.7	...	...	...	...	...	...	25.0
K	State Direction & Supervision	6	61.6	6.9	.8	...	2.4	...	...	1.5	73.2
K	MDTA	61	553.4	53.6	...	...	...	...	...	...	607.0
	Sub-Total	221 (514)	2,201.6	180.1	25.5	100.3	18.1	430.8	63.8	143.9	(3,164.1)

GA-G-15

FY 1973-74 FEDERAL GRANTS

Fund Source	Budget Activity	Positions	Personnel Compensation	Personnel Benefits	Travel & Trans.	Rent, Comm. & Utilities	Printing & Reproduction	Other Contr. Svcs.	Supplies & Materials	Equip.	Total
	ADULT AND CONTINUING EDUCATION										
A	Harrison Community School	5	42.4	3.3	...	...	...	...	1.6	...	47.3
A	Urban Service Corp	8	48.3	4.0	.5	.6	.5	47.0	.5	.4	101.8
A	Environmental Outdoor Lab	(17)	16.5	1.0	.5	3.0	...	18.7	...	2.8	42.5
A	Garnet-Patterson Comm. School	(5)	25.6	2.1	.5	.1	...	...	1.7	...	30.0
A	Morgan Community School	8	63.9	5.3	...	...	...	...	...	...	69.2
G	Adult Basic Education Act	21	240.2	17.7	1.7	.7	4.0	8.8	2.5	8.0	283.6
J	Harrison Community School	17	329.0	31.0	10.3	17.5	...	5.9	8.1	2.9	404.7
J	Adult Education Demonstration Center	60 (7)	460.5	52.0	5.0	...	...	21.7	13.3	2.1	554.6
J	Dunbar Internship Program	7	43.8	3.4	...	...	...	91.2	.3	.3	139.0
	Sub-Total	126 (29)	1,270.2	119.8	18.5	21.9	4.5	193.3	28.0	16.5	(1,672.7)
	SPECIAL EDUCATION										
A	Department of Special Education	34	300.0	26.7	1.5	...	1.0	...	8.8	4.9	342.9
B	15% Education of Handicapped	(5)	16.4	1.5	.8	.5	.5	38.7	4.0	3.8	66.2
B	Program Funds Reserved Pending FY 73 Project	...	...	...	...	...	...	...	...	...	261.4
B	Webster's Girls School	(5)	9.2	.8	8.3	...	...	16.6	11.0	4.1	50.0
F	Developmental Center For Special Education	14	151.0	13.7	3.0	1.0	2.0	...	17.3	12.0	200.0
G	Education of Neglected Children (ESEA P.L. 89-750)	...	...	...	...	...	...	379.1	...	...	379.1
G	Fellowship for Teachers of Handicapped Children	...	...	...	...	...	...	64.4	...	...	64.4
G	Aid To Children In School For Handicapped (ESEA P.L. 89-313)	...	...	...	...	...	...	525.1	...	...	525.1
	Sub-Total	48 (10)	476.6	42.7	13.6	1.5	3.5	1,023.9	41.1	24.8	(1,889.1)
	FACILITIES										
I	Other Building Operations	3	24.9	2.1	...	...	...	40.0	...	...	67.0
N	Electronic Surveillance Equipment	...	...	...	...	...	...	...	...	60.0	60.0
	Sub-Total	3	24.9	2.1	...	...	...	40.0	...	60.0	(127.0)

FY 1973-74 FEDERAL GRANTS

Fund Source	Budget Activity	Positions	Personnel Compensation	Personnel Benefits	Travel & Trans.	Rent, Comm. & Utilities	Printing & Reproduction	Other Contr. Svcs.	Supplies & Materials	Equip.	Total
	FOOD SERVICES										
H	School Lunch Program	13	285.0	24.8	5.0	...	8.0	160.0	2,131.8	30.3	2,644.9
I	Food Services Administration	1	11.5	.9	...	...	...	...	...	...	12.4
I	Breakfast Program	(175)	128.1	11.6	...	...	...	...	65.0	...	204.7
	Sub-Total	14 (175)	424.6	37.3	5.0	...	8.0	160.0	2,196.8	30.3	(2,862.0)
	INSTRUCTIONAL SUPPORT										
A	Administration & Supervision	7	72.4	6.1	1.0	...	1.5	2.0	2.5	1.0	86.5
A	Audio Visual Services	6	52.1	4.3	.1	...	2.7	...	...	2.8	62.0
A	Staff Development	27	300.0	26.8	58.8	...	30.0	237.9	...	...	653.5
A	Pupil Personnel	130	942.7	100.0	9.0	32.0	1.5	10.0	4.5	2.5	1,102.2
B	Montessori Preschool	2	18.3	1.7	1.0	...	...	4.0	2.5	.5	28.0
B	Parent Partners-Aiton	3	25.4	2.0	.4	.2	.4	14.5	1.1	...	44.0
B	Guidance, Counsel and Testing	...	...	...	...	...	...	13.5	11.5	...	25.0
B	Program Funds Reserved By U.S. Commissioner	...	...	...	...	...	...	...	..	...	77.9
B	The World Is Your Museum	...	...	...	...	...	...	39.2	...	...	39.2
C	REND (Response To Educational Needs)	35 (125)	1,046.3	83.3	13.5	69.7	...	956.2	49.5	31.5	2,250.0
E	Library Resources	4	43.3	4.3	...	...	...	...	84.6	159.3	291.5
G	Portal Schools	34	185.2	11.6	4.9	.5	.4	297.8	.2	...	500.6
G	Attract. & Qualifying Teachers To Meet Critical Shortage (EPDA)	3	42.7	3.8	13.3	...	...	230.7	.5	...	291.0
G	Drug Education Training	1	2.2	.1	...	.3	...	19.0	1.6	...	23.2
G	Center For Educational Advancement (EPDA)	15	169.0	15.3	4.7	20.5	2.9	104.0	13.0	...	329.4
G	Bilingual Educational Training Center	3	26.6	2.8	1.5	...	1.0	41.9	4.1	...	77.9
G	Senior High Program	1	16.2	1.3	...	...	...	162.5	...	...	180.0
G	Diagnostic Prescriptive Center	8	51.0	5.8	2.2	11.4	.4	145.0	5.2	14.0	235.0
I	Tuition Act Enforcement	2	19.7	1.7	...	...	...	...	...	...	21.4
I	Associate Superintendent, Instruction	5	58.8	3.7	...	...	...	...	.5	.5	63.5
I	Staff Development	1	11.5	1.0	...	...	...	...	...	...	12.5
I	Pupil Personnel Services	2	27.9	2.3	...	...	...	...	...	...	30.2
M	Civil Defense Act Funds	1 (1)	23.8	2.2	.3	.5	...	...	.5	...	27.3
	Sub-Total	290 (126)	3,135.1	280.1	110.7	135.1	40.8	2,278.2	181.8	212.1	(6,451.8)

GA-G-17

Fund Source	Budget Activity	Positions	Personnel Compensation	Personnel Benefits	Travel & Trans.	Rent, Comm. & Utilities	Printing & Reproduction	Other Contr. Svcs.	Supplies & Materials	Equip.	Total
	CENTRAL SERVICES & MANAGEMENT										
A	Research & Evaluation	4	48.5	4.0	1.5	...	1.6	151.8	.6	...	208.0
A	Department of Federal Programs	9	118.6	9.9	2.7	7.0	2.0	7.3	.5	2.0	150.0
B	Division of Planning, Research & Evaluation	...	...	...	...	...	...	...	4.1	.9	5.0
B	Department of Federal Programs	6	72.2	5.9	1.5	3.0	7.5	46.9	1.0	2.0	140.0
D	Department of Federal Programs	5	62.4	5.2	...	...	...	1.6	...	...	69.2
D	Superintendent's Office	3	59.8	5.0	1.0	...	1.5	5.3	...	...	72.6
D	Board of Education	11	114.6	8.9	5.5	...	2.0	5.0	1.0	...	137.0
D	Division of Personnel	1	19.1	1.6	...	...	...	...	...	...	20.7
	Sub-Total		495.2	40.5	12.2	10.0	14.6	217.9	7.2	4.9	(802.5)
I	Department of Adult & Continuing Education	2	25.7	.8	...	...	...	...	...	...	26.5
I	Planning, Research & Evaluation	7	99.5	4.6	...	...	...	...	...	...	104.1
I	Superintendent's Office	3	27.4	2.3	...	...	...	28.1	...	...	57.8
I	Security Services	17	212.5	17.6	4.2	...	...	1.5	.2	5.0	241.0
I	Public Information	4	60.3	5.0	.6	.5	15.5	.7	1.5	...	84.1
I	Board of Education	...	...	...	...	...	...	5.0	...	...	5.0
	Sub-Total		425.4	30.3	4.8	.5	15.5	35.3	1.7	5.0	(518.5)
I	Department of Federal Programs	14	154.5	9.1	1.0	25.0	6.5	...	2.0	...	198.1
I	Personnel Services	8	93.5	6.6	...	...	...	...	...	...	100.1
I	Personnel Committee (RIF)	3	59.7	4.9	...	...	...	...	...	...	64.6
I	Department of Buildings and Grounds	4	53.1	4.4	...	70.4	...	...	...	...	127.9
I	Department of Business Administration	1	10.2	.8	...	...	...	...	...	...	11.0
I	Supply Management	5	54.5	4.5	...	...	...	...	...	...	59.0
I	Services Section	11	99.8	8.2	...	...	...	...	...	...	108.0
I	Transportation of Students	41	361.2	29.9	250.0	...	...	...	24.5	15.0	680.6
I	Warehouse & Distribution	6	47.8	4.4	...	...	...	...	...	...	52.2
I	Equipment Maintenance	6	59.9	5.0	...	...	...	...	...	...	64.9
I	Data Automation	4	35.8	3.0	...	...	...	7.0	...	...	45.8
I	Position Control	2	16.2	1.4	...	...	...	10.0	...	30.0	57.6

FY 1973-74 FEDERAL GRANTS

Fund Source	Budget Activity	Positions	Personnel Compensation	Personnel Benefits	Travel & Trans.	Rent, Comm. & Utilities	Printing & Reproduction	Other Contr. Svcs.	Supplies & Materials	Equip.	Total
	CENTRAL SERVICES & MANAGEMENT (CONTINUED)										
I	Budget Office	14	167.3	13.9	...	...	...	...	...	...	181.2
I	Accounting Office	17	208.8	17.3	...	...	...	...	...	...	226.1
I	Payroll Office	3	21.2	1.8	...	...	...	...	...	...	23.0
	Sub-Total	211	1,443.5	115.2	251.0	95.4	6.5	17.0	26.5	45.0	2,000.1
											(3,321.1)
	CAPITOL PAGE SCHOOL										(136.3)
	REIMBURSEMENT VOCATIONAL EDUCATION										(1,510.3)
	GRAND TOTAL	1,758 (907)									(28,601.1)

Fund Source	Budget Activity	Compensation	Other	Total
	ELEMENTARY EDUCATION			
A		2,756.0	131.5	2,887.5
B		19.2	62.9	82.1
C		766.7	149.7	916.4
G		1,563.6	153.8	1,717.4
K		437.9	4.0	441.9
I		763.8	26.7	790.5
	Total	6,307.2	528.6	6,835.8
	JUNIOR HIGH			
A		726.8	74.5	801.3
I		...	1.2	1.2
	Total	726.8	75.7	802.5
	SENIOR HIGH			
A		368.8	50.0	418.8
B		32.9	23.6	56.5
I		540.8	37.3	578.1
J		30.2	83.8	114.0
	Total	972.7	194.7	1,167.4
	CAREER DEVELOPMENT			
A		115.9	38.9	154.8
G		999.0	631.9	1,630.9
I		225.0	67.1	292.1
K		274.7	533.2	807.9
	Total	1,614.6	1,271.1	2,885.7

FY 1972 FEDERAL GRANTS

Fund Source	Budget Activity	Compensation	Other	Total
	ADULT AND CONTINUING EDUCATION			
A		146.9	95.5	242.4
G		356.0	23.5	379.5
I		148.8	28.5	177.3
J		1,000.6	48.2	1,048.8
K		204.6	69.7	274.3
	Total	1,856.9	265.4	2,122.3
	SPECIAL EDUCATION			
A		266.6	16.2	282.8
B		58.1	5.3	63.4
F		239.2	26.6	265.8
G		257.6	623.6	881.2
I		16.8	5.3	22.1
	Total	838.3	677.0	1,515.3
	FACILITIES			
I		3.3	282.7	286.0
N		...	65.2	65.2
	Total	3.3	347.9	351.2
	FOOD SERVICES			
H		309.8	1,849.8	2,159.6
	Total	309.8	1,849.8	2,159.6

Fund Source	Budget Activity	Compensation	Other	Total
	INSTRUCTIONAL SUPPORT			
A		1,249.6	400.2	1,649.8
B		3.4	48.1	51.5
E		32.2	149.8	182.0
G		436.5	542.2	978.7
I		2,320.7	743.7	3,064.4
L		...	48.8	48.8
M		20.7	1.3	22.0
	Total	4,063.1	1,934.1	5,997.2
	CENTRAL SERVICES AND MANAGEMENT			
A		76.6	219.9	296.5
B		200.1	184.8	384.9
C		97.1	57.0	154.1
D		173.8	72.2	246.0
G		136.5	26.0	162.5
I		1,992.0	568.9	2,560.9
J		83.7	33.2	116.9
	Total	2,759.8	1,162.0	3,921.8
	GRAND TOTAL	19,452.5	8,306.3	27,758.8

Mr. NATCHER. The first item under education is public schools. The budget request before the committee is $168,322,100 and 10,564 positions for the fiscal year 1974. This is an increase of $21,948,800 and 261 additional positions.

We have before the committee at this time Mr. Marion Barry, Jr., the president of the Board of Education; together with Dr. Hugh Scott, the superintendent of our public schools system. You have others with you, Mr. Barry. Who will proceed first?

Mr. BARRY. I will.

INTRODUCTION OF SCHOOL OFFICIALS

Mr. NATCHER. Mr. Barry, who do you have with you? You have some other assistants and associates.

Mr. BARRY. Mrs. Swaim is with us. She is the vice president of the Board of Education and also cochairperson of the budget committee. Next to her is Mr. John Gibson, my special assistant to the president of the board; Mr. Bedford, acting deputy superintendent for management services; Dwight Cropp, executive assistant for the superintendent; Mr. Edward Winner, budget director; Dr. Goss, who is special assistant in the Office of the Budget; and Dr. James Guines, associate superintendent for instruction.

Mr. NATCHER. We are glad to have all of you before the committee at this time. Mr. Barry, we will be pleased to hear from you first.

GENERAL STATEMENT OF SCHOOL BOARD PRESIDENT

Mr. BARRY. Mr. Chairman, I usually have a prepared statement, but with the press of time and a lot of other things I was unable to prepare the required written statement. In fact, last week I was out in Montana on an Indian reservation, and this weekend I was in Memphis. Even though the reporter might take it down, I will send you a copy of my statement for the record.

Mr. NATCHER. It will be placed in the record at this point in its entirety.

[The statement referred to follows:]

Mr. Chairman and members of the committee, I am Marion Barry, Jr., president of the District of Columbia Board of Education. I am happy to be joined by Mrs. Swaim, chairperson of our budget committee. I also take great pleasure in joining the superintendent of schools and the administration in testifying on behalf of the children and parents of our public school system.

My opening statement will not deal specifically with the line items of the budget because the superintendent is prepared for that in his testimony. We come as a policymaking board to give you an understanding and appreciation for the rationale behind the budget request. We believe that our awareness of the process of arriving at the policy decision and rationale is important in aiding you in making an awesome decision that will affect the lives of some 140,000 students and their parents.

When we appeared before your committee last year and, as we appeared before the Senate Subcommittee of the Committee on Appropriations, we stated that the board of education is committed to providing the local school unit with the necessary resources and support to insure that quality learning takes place. We emphasized at that time and we would like to reiterate that the board of education and the superintendent have declared that the students are the single most important group of people in the District of Columbia public school system.

We also recommended the need for parents, teachers, and community to examine the total environment in looking at the school programs and planning effective changes.

Mr. Chairman, when I appeared before you last year, I had been a member of the board of education for some 4 or 5 months. At that time you may recall we were struggling to insure that the public school system was fiscally sound and being managed effectively and efficiently. Prior to my taking office in January 1972, the superintendent had indicated that he did not know how many persons were on his payroll. I am happy to report we are now able to say with full confidence that the school system is in the best shape in its history in terms of our fiscal budget and management.

The board of education in the past year put in the time and energy necessary in carrying out the statutory functions. In fact, the board and its committees between January 1972 and January 1973 had over 194 meetings, which is one-third more than the previous period. Meetings in and of themselves don't mean corrective action has taken place. However, they certainly indicate the zeal and enthusiasm that the members of the board of education have for this job.

The board of education in its commitment to parents and students has been encouring citizen involvement. The committees of the board have been organized to allow the largest possible parent, teacher, and student involvement in the analysis of every aspect of school life and school delivery. This process has opened the doors of growing citizen participation and has demonstrated that citizens are willing to join hands with the board and administration in helping to increase the productivity and learning in our schools.

Through our process at public hearings and committee hearings, we find that we are on the right track by establishing four major objectives to meet the goal of providing quality education for all the children of our city.

Our No. 1 priority was to raise significantly the level of academic achievement of all students in the areas of reading, written, and oral communication, and mathematics.

No. 2, expanding all full-time programs for children with severe handicaps and learning disabilities.

No. 3, strengthening and expanding career development programs for all of our students.

No. 4, maintaining and strengthening the noneducational services which are vital in the support of a quality educational program.

We feel that significant gains are being realized in all of these areas.

As we have stated in our appearances here before, we are not naive and dishonest in our thinking that total success is an overnight, easy thing to accomplish. We do feel, however, that we must continue to do those things which have shown results.

In the area of academic achievement, a preliminary look at the results of the metropolitan reading tests indicates a high level performance last fall. A comparison between the fall of 1970 and the spring of 1971 indicate that there was an overall upward trend in schoolwork in that year and with more pupils going to the high from average categories and subsequently from the lower categories.

The D.C. public school system is one of the few metropolitan systems using criterion reference tests as a means of evaluating our pupils.

As you may recall, in the fall of 1971 a number of parents filed suit against the Board of Education because of the public school's failure to provide education for all children in regard to their physical and emotional handicaps. The present Board of Education met this challenge head on and agreed with the courts that all children have a constitutional right to a free and quality education. Thus, it was in August of 1972 that Judge Waddy ordered the District of Columbia Board of Education to provide such services. This we are going to do. Our special education program has taken a vanguard position, in that we have tried to integrate children with special programs in the classrooms as much as possible. In comparing our program with other large urban cities, we feel that it is the best in the Nation.

Because of our commitment to preparing individuals to meet their economic as well as civic and esthetic goals, as part of the tradition of an American educational institution, we have placed added resources in our career development program in order to enhance the skills of our graduates. New emphasis has beeen placed in this area, which we feel would bring more than adequate return to the individual students in the community at large. We have, at present, operating in our school system an ambitious program where more students than ever before have gained an insight into, and meaningful knowledge of, experience in the world where they work. We are making concerted efforts with the business community and other citizens to insure the employability of our students following graduation. Exhaustive studies over the last decade have documented the need

for educational services which are virtually in the support of a quality education program. As evidence of the congressional desire to meet this critical need, we have enjoyed such programs as titles I, II, III, IV, V, VI, and VII of the Elementary and Secondary Education Act. In addition, we have endeavored in the District of Columbia Public School System to meet other needs through our congressionally funded programs and additional programs initiated by our school system. Our services include medical examinations and other health programs, eyeglasses and participation cost of existing medical examinations, hearing aids where needed, personnel to counsel and counteract truancy, insurance of health, athletics, and extracurricula activities.

At this point, Mr. Chairman, I would like to remind you and emphasize that all of our objectives around these four major priorities have not been completely met. We have made gains. However, the progress made thus far is threatened by the proposed cut in both the budgetary figures sent to this committee by the City Administration, which is approximately $7 million less than we asked for, and by the new direction in terms of the educational acts from the present administration.

I would like to point out that our school system is threatened somewhat by the loss of impact aid and other Federal programs or in the whole area of general revenue sharing. Some of the funds used to create and enhance projects for noneducational services come to our system through Federal grants and Federal programs, which are designed to be drastically reduced. The proposed cut would drastically cut some million dollars from our fiscal year 1974 program. The city's proposed budget for the school system of $168.2 million falls $7 million short of our request and threatens to negate any expansion of the 1973 operation. According to our Superintendent, experiences have indicated it takes approximately $5 million to $7 million in additional funds each year to maintain the level of programs and services which were operational in the preceding year. Although the City's Administration budget request of $168.2 million represents an increase of $22 million, due to mandatory increases and the Teacher Salary Act of Congress last fall, there is only a real increase of $3.5 million for fiscal 1974. If the proposed budget cuts in Federal programs come through, we will net approximately $3 million less than we had last year.

Mr. Chairman, last year we spoke at some length on the environmental factors which the District of Columbia Public School System faces. We showed that 35 percent were enrolled in title I schools and over 10 percent were youngsters who resided in public housing and over 40 percent of the parents of these students are on public assistance. We are determined that the Board of Education will meet these needs of quality education. However, it cannot be done without the proper resources. We face parents, teachers, students, and community members who are generally concerned to raise the educational level of our children. We are constantly working to get this community involved and concerned, but we must have the tools with which to do the work. As for the schools, the administration has scaled down our budget request of last fall from $176 million to $168.2 million. We feel the original request would give us the added resources to continue. We therefore urge this committee to join forces with us by considering our request about moving ahead.

Once again, Mr. Chairman, the majority of the members of the Board of Education believe in the District of Columbia and self-determination.

I would like to also add that, even though we are losing our Superintendent, in the summer and fall we will move ahead on our 10 priority goals. We have decided that the school system cannot just stop running. We are moving ahead in areas of career development, special education, management system, evaluation of our school officers. For the first time we are beginning to get a handle on this whole question of accountability, where we are now beginning to hold our Superintendent and principals and teachers accountable for what is going on for the money that is being spent.

Finally, even though we are joining in partnership today, Mr. Chairman and members of the committee, I look forward to the date when 800,000 citizens of the District of Columbia can determine for themselves what it is we want and need, thereby freeing you and your committee members to devote more time to the critical issues which face this Nation.

Thank you, Mr. Chairman.

Mr. NATCHER. Do you have any comments you would like to make?

COMMENTS OF SCHOOL BOARD PRESIDENT

Mr. BARRY. Yes. Mr. Chairman and members of the committee, I am Marion Barry, Jr., President of the District of Columbia Board of Education. I am happy to be joined by Mrs. Swain, chairperson of our Budget Committee. I also take great pleasure in joining the Superintendent of Schools on Administration and testifying on behalf of the children and parents of our public school system.

My opening statement will not deal specifically with the line items of the budget because the Superintendent is prepared for that in his testimony. We come as a policymaking board to give you an understanding and appreciation for the rationale behind the budget request. We believe that our awareness of the process of arriving at the policy decision and rationale is important in aiding you in making an awesome decision that will affect the lives of some 140,000 students and their parents.

COMMITMENT OF BOARD OF EDUCATION

When we appeared before your committee last year and, as we testified before the Senate subcommittee on the Committee of Appropriations, we stated that the Board of Education is committed to provide the local school unit with the necessary resources and support to assure that quality learning takes place. We emphasized at that time and we would like to reiterate that the Board of Education and the Superintendent have declared that the students are the single most important group of people in the District of Columbia public school system.

We also recommended the need for parents, teachers, community, and students to examine the total environment in looking at the school programs and planning effective changes.

FINANCIAL AND MANAGEMENT IMPROVEMENTS

Mr. Chairman, when I appeared before you last year, I had been a member of the Board of Education for some 4 or 5 months. At that time you may recall we were struggling to insure that the District of Columbia public school system was fiscally sound and being managed effectively and efficiently. Prior to my taking office in January 1972, the Superintendent had indicated that he did not know how many persons were on his payroll. I am happy to report we are now able to say with full confidence that the school system is in the best shape in its history in terms of our fiscal budget and management.

BOARD MEETINGS

The Board of Education in the past year put in the time and energy necessary in carrying out the statutory functions. In fact, the Board and its committees between January 1972 and January 1973 had over 194 meetings, which is one-third more than the previous period. Meetings in and of themselves dont' mean corrective action has taken place. However, they certainly indicate the zeal and enthusiasm that the members of the Board of Education have for this job.

CITIZEN INVOLVEMENT IN SCHOOL SYSTEM

The Board of Education in its commitment to parents and students has been encouraging citizen involvement. The committees of the Board have been organized to allow the largest possible parent, teacher, and student involvement in the analysis of every aspect of school life and school delivery. This process has opened the doors of growing citizen participation and has demonstrated that citizens are willing to join hands with the Board and Administration in helping to increase the productivity and learning in our schools.

FOUR MAJOR OBJECTIVES OF BOARD

Through our process at public hearings and committee hearings, we find that we are on the right track by establishing four major objectives to meet the goal of providing quality education for all the children of our city.

Our No. 1 priority was to raise significantly the level of academic achievement of all students in the areas of reading, written and oral communication, and mathematics.

No. 2, expanding all full-time programs for children with severe handicaps and learning disabilities.

No. 3, strengthening and expanding career development programs for all of our students.

No. 4, maintaining and strengthening the noneducational services which are vital in the support of a quality educational program.

We feel that significant gains are being realized in all of these areas.

As we have stated in our appearances here before, we are not naive and dishonest in our thinking that total success is an overnight, easy thing to accomplish. We do feel, however, that we must continue to do those things which have shown results.

ACADEMIC ACHIEVEMENT

In the area of academic achievement, a preliminary look at the results of the metropolitan reading tests indicates a high-level performance last fall. A comparison between the fall of 1970 and the spring of 1971 indicate that there was an overall upward trend in schoolwork in that year and with more pupils going to the high from average categories and subsequently from the lower categories.

The District of Columbia Public School System is one of the few metropolitan systems using criteria reference tests as a means of evaluating our pupils.

SPECIAL EDUCATION

As you may recall, in the fall of 1971 a number of parents filed suit against the Board of Education because of the public school's failure to provide education for all children in regard to their physical and emotional handicaps. The present Board of Education met this challenge head on and agreed with the courts that all children have a constitutional right to a free and quality education. Thus, it was in August of 1972 that Judge Waddy ordered the District of Columbia Board of Education to provide such services. This we are going to do. Our special education program has taken a vanguard position, in that we

have tried to integrate children with special programs in the classrooms as much as possible. In comparing our program with other large urban cities, we feel that it is the best in the Nation.

CAREER DEVELOPMENT PROGRAM

Because of our commitment to preparing individuals to meet their economic as well as civic and esthetic goals, as part of the tradition of an American educational institution, we have placed added resources in our career development program in order to enhance the skills of our graduates. New emphasis has been placed in this area, which we feel would bring more than adequate return to the individual students in the community at large. We have, at present, operating in our school system an ambitious program where more students than ever before have gained an insight into, and meaningful knowledge of, experience in the world where they work. We are making concerted efforts with the business community and other citizens to insure the employability of our students following graduation. Exhaustive studies over the last decade have documented the need for educational services which are virtually in the support of a quality education program. As evidence of the congressional desire to meet this critical need, we have enjoyed such programs as titles I, II, III, IV, V, VI, and VII of the Elementary and Secondary Education Act. In addition, we have endeavored in the District of Columbia Public School System to meet other needs through our congressional programs and additional programs initiated by our school system. Our services include medical examinations and other health programs, eyeglasses and participation cost of existing medical examinations, hearing aids where needed, personnel to counsel and counteract truancy, insurance of health, athletics, and extracurricular activities.

NEED FOR ADDITIONAL FUNDS FOR SCHOOLS

At this point, Mr. Chairman, I would like to remind you and emphasize that all of our objectives around these four major priorities have not been completely met. We have made gains. However, the progress made thus far is threatened both by the proposed cut in the budgetary figures sent to this committee by the city administration, which is approximately $7 million less than we asked for, and by the new direction in terms of the educational acts from the present administration.

I would like to point out that our school system is threatened somewhat by the loss of impact aid and other Federal programs or in the whole area of general revenue sharing. Some of the funds used to create and enhance projects for noneducational services come to our system through Federal grants and Federal programs, which are designed to be drastically reduced. The proposed cut would drastically cut some million dollars from our fiscal year 1974 program. The city's proposed budget for the school system of $168.2 million falls $7 million short of our request and threatens to negate any expansion of the 1973 operation. According to our Superintendent, experiences have indicated it takes approximately $5 to $7 million in additional funds each year to maintain the level of programs and services which were opera-

95-872 O - 73 - pt. 2 -- 9

tional in the preceding year. Although the city's administration budget request of $168.2 million represents an increase of $22 million, due to mandatory increases and the Teacher Salary Acts of Congress last fall, there is only a real increase of $3.5 million for fiscal 1974. If the proposed budget cuts in Federal programs come through, we will net approximately $3 million less than we had last year.

ENVIRONMENTAL FACTORS INFLUENCING EDUCATION

Mr. Chairman, last year we spoke at some length on the environmental factors which the District of Columbia Public School System faces. We showed that 35 percent were enrolled in title I schools and over 10 percent were youngsters who resided in public housing and over 40 percent of the parents of these students are on public assistance. We are determined that the Board of Education will meet these needs of quality education. However, it cannot be done without the proper resources. We face parents, teachers, students, and community members who are generally concerned to raise the educational level of our children. We are constantly working to get this community involved and concerned, but we must have the tools with which to do the work. As for the schools, the administration has scaled down our budget request of last fall from $176 million to $168.2 million. We feel the original request would give us the added resources to continue. We therefore urge this committee to join forces with us by considering our request about moving ahead.

Once again, Mr. Chairman, the majority of the members of the Board of Education believe in the District of Columbia and self-determination.

TEN PRIORITY GOALS

I would like to also add that, even though we are losing our Superintendent, in the summer and fall we will move ahead on our 10 priority goals. We have decided that the school system cannot just stop running. We are moving ahead in areas of career development, special education, management system, evaluation of our school officers. For the first time we are beginning to get a handle on this whole question of accountability, where we are now beginning to hold our Superintendent and principals and teachers accountable for what is going on for the money that is being spent.

Finally, even though we are joining in partnership today, Mr. Chairman and members of the committee, I look forward to the date when 800,000 citizens of the District of Columbia can determine for themselves what it is we want and need, thereby freeing you and your committee members to devote more time to the critical issues which face this Nation.

Thank you, Mr. Chairman.

Mr. NATCHER. Thank you, Mr. Barry. Mrs. Swaim, do you have anything to state at this time as the Vice President of the School Board?

Mrs. SWAIM. I have one brief observation.

COMMENTS FROM VICE PRESIDENT OF SCHOOL BOARD

Mr. NATCHER. This is Mrs. Swaim, the Vice President of the School Board. Mrs. Swaim, how long have you been a member of the School Board?

Mrs. SWAIM. Since 1969.

Mr. NATCHER. Go right ahead. We will be glad to hear from you.

Mrs. SWAIM. Thank you.

I wanted to add to Mr. Barry's statement one reminder about some of the things we said last spring when we were here. I think we told you that we had publicly indicated ourselves as a Board of Education to review very thoroughly the budget that was then before us from a zero base kind of review. I want you to know that we have done that. I feel very strongly that the budget which you see before you represents a great improvement over what you saw last year. We basically cut very heavily in administrative positions and transferred that investment into classroom resources.

Mr. BARRY. Mrs. Swaim did mention the fact that we cut the administration by one-third. We are the only department in the city government that has taken that approach at the local level.

If you have to make the choice between local schools and something else, I am very happy that we have done that. We are now beginning to see the results of our labors. Dr. Scott indicates to us that it just works the administration harder. They are working hard anyway. We have done that and taken that bold step.

Mr. NATCHER. Thank you very much.

GENERAL STATEMENT OF SUPERINTENDENT OF SCHOOLS

Dr. Scott, we will be glad to hear from you.

Dr. SCOTT. Thank you, Mr. Chairman and members of the committee.

Mr. Chairman and members of the committee public education has historically been the primary vehicle for upward mobility in our Nation. The task of public education is to provide instruction that will enable students to compete equitably regardless of race, sex, or socioeconomic status.

The public schools, by their very nature, exist to provide an effective program of education for every child. The fundamental right of every child to equal educational opportunity cannot be denied because a child is poor and black, or because he lacks motivation. The public schools cannot pick and choose or select and reject as is the prerogative of nonpublic schools. Socioeconomic disparities, racial isolation and differences in innate intellectual potential are all factors that pose difficult problems within the instructional processes but must be confronted by school personnel.

CRUCIAL QUESTIONS

The public schools in urban areas must face some crucial questions: Is it possible to insure equal educational opportunity for all children in a society that does not provide equal quality of life for all children?

How can our schools compensate for and rise above the host of impediments to growth and development existent in the environment which have an impact on the lives of a large percentage of their students?

The public has a right to expect that each child be provided quality services in all areas that are the institutional offerings of the public schools. Any shortcoming in the delivery of services justifies criticism from the public. The public schools have a long way to go in assuring the public that each child will be offered at least an adequate educational program, even though there is serious doubt that total reform and renewal of the public schools will result in every child obtaining functional knowledge in the basic skill areas. School personnel often feel that their efforts can never succeed in satisfying the ever increasing demands being placed upon them—demands which are made without regard for the fact that significant improvements in the public schools must be closely tied to signficant improvements in the quality of life in our society.

Unfortunately, public education in this and other urban areas is currently facing a crisis which threatens to limit severely the opportunities of minority groups to use education as a vehicle for upward mobility. Because of the increasing disparity between diminishing revenue and escalating costs, public school systems are finding that they must cut back or eliminate programs and services needed by students. The question should be raised as to whether students in large urban public school systems are being provided with educational opportunities comparable to those of students in school systems serving more affluent residential areas.

In the District of Columbia, the problems of public education are no less serious than they are in any other large American city today. We have all of the indexes that are familiar to most large cities in our Nation: increasing inflationary costs; dwindling revenue sources; increasing percentage of poor and minority students; court decrees; Board Superintendent conflicts; low standardized test scores; and a myriad of other impediments to the provision of quality education. More than three-fifths of our elementary school students reside in areas that are identified as being below the median family income level for Washington.

GOALS AND OBJECTIVES

The major goal of the public schools is to provide quality education for the children, young people, and adults of the community. Four program objectives and priorities designed to meet this goal were set forth in the fiscal year 1972 operating budget. These have continued to serve as the basis for all decisions relating to the allocation of resources for this fiscal year and for this budget. They are:

(1) To raise significantly the level of academic achievement of all students in the areas of reading, written, and oral communications, and mathematics.

(2) To expand radically all full-time programs for children with severe handicaps and learning disabilities.

(3) To strengthen and expand career development programs for all students.

(4) To maintain and strengthen noneducational services which are vital in the support of a quality educational program.

The major objectives for this coming academic year as indicated in the priorities of services requested in this budget are the strengthening of education in the classroom and the improvement of the delivery of services to those classrooms. This budget is designed to furnish 100 percent of the needed classroom teachers which in prior years have been authorized and justified but not fully funded due to a required vacancy adjustment. Some additional teaching staff is also budgeted to meet needs in critical areas and to make present classroom structures more manageable.

The budget also provides for some business management functions which are presently covered by temporary funding (impact aid) and for certain structural changes. The objective is to provide a more stable and better structured business management operation for greater control of resources and coordination of services in order to deliver the prompt and effective services so essential to schools and classrooms.

Major Changes in Fiscal Year 1974 Budget

REDUCTIONS AND REDIRECTIONS

In establishing the final budget plan for fiscal year 1973, the Board of Education was required to undertake a major analysis of the entire base budget and to make severe reductions and redirections. These major changes in the fiscal year 1972–73 budget plan were reported in the reprograming approved on July 19, 1972. That action of the Board of Education resulted in a drastic reduction in the level of supervision and administration within the school system. When reduction of the base budget was required, funds were reprogramed primarily from administration and supervision in order to preserve to the greatest extent possible the availability of direct instructional services in the classroom. These changes were requested as a reprograming in fiscal year 1973 and are shown here as a redirection for fiscal year 1974, thus requesting a permanent alteration of the budget plan to reflect that administrative reduction.

MANDATORIES

The base of this fiscal year 1974 budget is an extension of that new budget plan into the next fiscal year. The costs shown are required to maintain the same level of service under increased cost factors. A major increase of $12 million is requested to fund the 12-percent increase in the compensation schedules provided by the Teacher Salary Act.

NEW AND IMPROVED SERVICES

Modest increases are requested for new and improved services in fiscal year 1974. The major single improvement encompassed by these requested increases will be that of classroom teaching service. The schedules supporting the budget activities for elementary education and junior and senior high education contain charts showing the details of classroom service. In general terms, the increase in funding will eliminate the vacancy adjustment in the elementary school classroom teaching ranks, providing fully funded teaching service in all elementary classrooms. Thus, the number of teaching positions justified and

authorized in the budget will, unlike previous years, be funded and available. This availability, coupled with the anticipated decrease in the elementary school population, will enable the schools to approximate on a citywide average the pupil-teacher ratio of 25 to 1, which has been the declared objective of the Board of Education for several years.

The restoration of the funds previously deleted because of the vacancy adjustment in the secondary schools will likewise permit full funding of all authorized positions at the junior and senior high school levels. In anticipation of a slight increase in the secondary school population, 102 additional teaching positions have also been requested. The intention is to reduce average class sizes to more manageable levels throughout the city and to improve the ability of the secondary schools to offer a reasonable range of advanced level courses and special study areas essential to a well-rounded educational program.

An additional increase of $500,000 is requested to accommodate the transfer of some 45 essential positions in business management from temporary impact aid funding to permanent funding in the general fund. The stabilization of a portion of these business management positions is a part of the management improvement program now underway in the school system. The transfer of these positions from impact aid funding is of utmost importance due to the possibility that these funds may be drastically cut.

Tasks: Those Accomplished and in the Process of Being Accomplished

INSTRUCTIONAL

(1) A major expansion of and improvement in special education services.

(2) Continuation of the academic achievement program.

(3) Reorganization of the administrative structure of the school system.

(4) Equitable distribution of resources and services to all schools.

(5) Development of a plan to reform the secondary education curriculum.

(6) Reorganization and consolidation of all fine arts programs presently operating in the school system.

(7) Development of a comprehensive and effective staff development program.

(8) Initiation of the response to educational needs project.

(9) Development of realistic and effective techniques for the evaluation of student performance and the assessment of reading and mathematics programs.

(10) Development of an expanded pattern of career development education.

(11) Establishment of a training center for open-space schools.

(12) Competitive partnership.

(13) Development of a center for educational advancement.

(14) Continuation of title I comprehensive program.

MANAGEMENT

(1) Implementation of the Price Waterhouse & Co., recommendation.

(2) Implementation of the Nelsen Commission recommendations.

(3) Reorganization of the Department of Federal Programs.

(4) Development of comprehensive personnel evaluation criteria for all employees.

(5) Establishment of a full-time liaison person with the District of Columbia business community.

(6) Implementation of the recommendations made in U.S. Office of Education's Management Review Report.

IMPACT OF REDUCTIONS IN FEDERAL GRANT FUNDS

We are faced with severe reductions in Federal funds. These reductions in funds will seriously impair projects, programs, and supportive services throughout the school system. A number of our programs will feel the burden of these cuts.

The loss of title V funds will halt programs that are designed to strengthen State departments of education. The Board of Education's office, the superintendent's office, and the Department of Federal Programs will be directly affected.

The loss of impact aid funds will cut across every segment of the school system.

Innovative and creative programs funded under the title III will have to be terminated.

The purchase of books and audiovisual material with funds from title II will end.

NDEA III funds will not be available to purchase much needed equipment.

Staff development programs will have to be curtailed.

Vocational and adult education programs will be reduced.

Currently the Federal grant programs are funded at a $28.5 million level. We know that the administration's budget request calls for the elimination of the following programs:

NET DECREASE FOR DISTRICT OF COLUMBIA SCHOOLS

[Dollars in millions]

	Amount	Positions
Impact aid	$4.3	260 (675)
ESEA, title II	.291	4
ESEA, title III	.669	21
ESEA, title V	.299	18
NDEA III	.130	3
Total	5.689	306 (677)

Therefore, at a minimum the administration's proposed changes would mean a reduction of approximately $5.7 million and 306 (667) positions in current Federal programs in the District of Columbia public schools.

In addition to the programs mentioned above, the following programs are also expected to be reduced in fiscal year 1974: Title I; Follow Through; EPDA–B, D, F; and Drug abuse. The dollar reductions for the District of Columbia schools in these categories have not yet been determined, but we can certainly count on reduced funding in these areas.

CONCLUSION

In conclusion, I would like to summarize the concerns raised earlier in this statement. Educational systems today must be geared to meet the increasing needs of the respective communities. No large urban school system in this Nation has enough resources to meet its needs. For this reason, needs must be given priorities and available resources allocated accordingly.

The fiscal year 1973 budget and reductions have severely limited this school system's ability to meet the educational needs of the District of Columbia. Even though the school administration is making more efficient use of available resources, the effectiveness of our efforts has been hindered. It is easy to confuse efficiency with effectiveness, my definition of these two terms is as follows:

Efficiency is the maximum utilization of available resources.

Effectiveness is the maximum response to the expressed needs of a group, organization, or community.

I strongly maintain that the school system is more efficient than ever before; however, our effectiveness is subject to discussion and criticism.

Price Waterhouse & Co. and the Nelsen Commission have addressed their recommendations to the area of efficiency, while the Board of Education in its request for an operating budget of $176 million has addressed itself to both efficiency and effectiveness. The fiscal year 1974 operating budget, as approved by the Mayor and City Council, in the amount of $168.3 million still leaves important priority needs unmet. These are listed in our schedule 12, which would increase the budget to $176 million.

If the Congress approves an operating budget at any level below $176 million, or institutes line item changes in the Board of Education's approved budget, then it must accept the corresponding responsibility for limiting the effectiveness of the Board of Education and school administration.

Therefore, I humbly and fervently urge you, the members of this committee, to consider the total educational needs of the children of the District of Columbia and to appropriate the funds required to meet those needs.

END OF SUPERINTENDENT'S APPOINTMENT

Mr. NATCHER. Thank you, Dr. Scott. As you pointed out, Mr. Barry, Dr. Scott probably will be onboard through the month of June. Is that correct?

Dr. SCOTT. June 30 is my termination date.

SELECTION PROCESS FOR NEW SUPERINTENDENT

Mr. NATCHER. A committee was selected to present to the Board the name of a Superintendent or candidates for this position. What has transpired, Mr. Barry? A committee was named on the school

board, is that correct, to select the Superintendent? What is the procedure?

Mr. BARRY. Mr. Chairman, we have two mechanisms. The Board of Education itself named a five-person Superintendent's Selection Committee from the Board composed of Reverend Coates, Mr. Rosenfield, Mrs. Mason, Mrs. Swaim and myself. In addition to that, we have established a nine-person Citizens Resource Commission to assist us in identifying candidates and helping develop criteria. That committee is composed of three persons at large: Dr. Cleveland Dennard, president of Washington Technical Institute; Joseph Danzansky, president of Giant Food Corp.; and Mr. John Kinard, who is the director of the Anacostia Museum, and six representatives from varying groups in the city: One student, one classroom teacher, one person from the Council of School Offices, which are principals and assistant principals primarily, one person from the PTA and one from the Federation of Civic Associations and one from the Federation of Citizens' Associations. We have a brochure which I will provide to the committee outlining the criteria and requirements for the job. We also brought aboard two staff persons and we have had a public hearing on what the public thought we ought to be looking for.

TIME SCHEDULE FOR SELECTING NEW SUPERINTENDENT

Presently, our closing date for applications is May 18. At last count, which was Friday, we had about 44 applicants. Our intent is to spend the rest of May, after we get the applications in, evaluating what we have and narrowing it down to about 15 and the month of June trying to get down to about five and bring the final three candidates to the full Board of Education for an interview, with no decision being made at that time. The committee then will bring in the final recommendation to the full Board, hopefully by the last part of June.

Our other direction is to give the new person a month on the job without any administrative responsibility, a month looking at the school system and not having to make any decisions but name an Acting Superintendent. When he or she assumes the job responsibilities, we think they will have a better awareness of what to look for, and not Dr. Scott having to make decisions about the school system and not necessarily knowing all the rationale and factors in making the decisions. That is where we are at this point.

I have been to three cities myself. We were in California and talked to about five people out there. I was at the University of Massachusetts and with the Black Superintendents Alliance in Miami Beach. I am optimistic that we are going to meet that time frame because we are on schedule right now.

QUALIFICATIONS FOR NEW SUPERINTENDENT

Mr. NATCHER. What are the requirements for a school superintendent? What do you require?

Mr. BARRY. Basically we ask for an advanced degree. A Ph. D. is preferable, but not necessarily required. We are also putting a great deal of emphasis on management and administrative ability. We have indicated in our brochure that the Superintendent must have demonstrated leadership in managing a large urban school system or its

equivalent from a central office. It means we will have someone who has had experience in budget and finance personnel as well as education in the learning process. That is basically it.

SALARY OF SCHOOL SUPERINTENDENT

Mr. NATCHER. What is the salary of the Superintendent?

Mr. BARRY. At present it's $39,500. Dr. Scott has indicated, as of July 1 with the salary increase, it will be about $41,500. We are not satisfied with that. As you know, the Superintendent can't make more than a Mayor. Apparently the Mayor can't earn more than a Congressman. We think that is a low salary. Baltimore pays their superintendent $50,000 with a system about two-thirds the size of this system. We think the salary should be in the range of $50,000 or $60,000 a year.

Mr. NATCHER. You believe that should be the salary in the District of Columbia?

Mr. BARRY. We think so, because we are the 12th largest school system in the country. Our salary is below that of New York and below that of Chicago and Baltimore. Even Atlanta is more than our salary. We really are one of the lowest in the country for a school system of this size. We are looking for some mechanism now as to how we can find a way to increase the salary to that $50,000 range.

SUPERINTENDENT SHOULD BE GOOD ADMINISTATOR

Mr. NATCHER. Mr. Barry, as you well know and other members of the School Board know, the school Superintendent, in addition to being a good school man academically from the standpoint of education and training, should also be a good administrator.

Mr. BARRY. Right.

ROLE OF SUPERINTENDENT IN SCHOOL ADMINISTRATION

Mr. NATCHER. Dr. Scott, what part does the present Superintendent have from the standpoint of administration of the school system? Is he in charge as far as administration is concerned? Or is that a matter that he works out with the Board. Just what is the procedure?

Mr. BARRY. Mr. Chairman, in some areas there is a thin line between administration and policy. Let me give you a very specific set of examples. In the area of personnel, for instance, we have delegated to the Superintendent the authority to hire, to promote, to transfer, to fire 96 percent of the personnel. The Board of Education only gets involved with those persons who are TSA–8 and above, who have a recommendation as to their placement or promotion. Ninety-six percent of the personnel are under the direct control of the Superintendent of Schools.

Secondly, in terms of our budgetary process, last year we received written recommendations from the Superintendent. In 90 percent of the cases the Board of Education agreed with the Superintendent. Only in those cases where we thought that it was not in line with the priorities of the local classroom did we get involved. The Superintend-

ent is involved for things such as staff development and other areas in terms of management of the schools. We have tried very hard to have a partnership but, on the other hand, not to interfere with the daily operations of the schools at all.

ROLE OF SUPERINTENDENT IN CURRICULUM DEVELOPMENT

Mr. NATCHER. Mr. Barry, what part does the School Superintendent play at this time in regard to the curriculum, the study, the subject matter, and the schools generally here in the city of Washington? What part does the School Superintendent play?

Mr. BARRY. Basically, Mr. Chairman, there are a few areas that the Board of Education, either by tradition or I am not sure whether it's by statute, has gotten involved, for instance, with the approval of textbooks. That is an annual thing that we go through. Last year we didn't change one book or add one book to the list. It was approved on his recommendation.

In the area of curriculum, that has basically been an area that the Superintendent has worked in. I don't recall too many times in the last year and a half, since I have been aboard, that the Board of Education has gotten involved with the curriculum or the level of instruction. We feel we have an oversight though in the sense that a number of things happened to us. One is that, as you know, we are the only elected body in Washington. That adds a lot of pressure. People come to us about things they really shouldn't come to us about.

Basically, we are trying to change the whole image of how schools ought to be run. We cannot defend on the level of the members of the Board of Education to be the Messiah. So there is pressure on us to get involved when things go wrong at a school. But we resisted a great deal of that pressure. The Superintendent of Schools managed those kinds of things.

On the other hand, members of the Board do visit the schools and go to PTA meetings and we do talk to students about what it is that is going on. But that is basically the function of the Superintendent.

DIFFICULTIES IN SECURING WELL-QUALIFIED SCHOOL ADMINISTRATORS

Mr. NATCHER. We on this committee, Mr. Barry, hope that you and the School Board will be able to select a good superintendent from the list of names submitted. I know it's a difficult matter to secure a school superintendent. In my home State of Kentucky we have a State university that has been searching for several months for a president. They have had a number of changes at the University of Kentucky. It's a difficult matter to obtain the services of a well-qualified, well-trained school man because, with all of the problems and trials and tribulations, it's difficult to get them to accept the position.

We had a man in Kentucky go down south and take over the presidency of one of the largest universities in the South. He stayed a little over a year. He decided that life was too short. It's a difficult matter. You people know it much better than I do. I am hoping that you will secure a school superintendent who is well-qualified academically and a good administrator and one that the Board will work with.

RELATIONSHIP BETWEEN SCHOOL BOARD AND SUPERINTENDENT

Mr. Barry, in the future, as well as at the present time, do you feel that the Board of Education and the school superintendents have been and will be able to work together?

Mr. BARRY. Mr. Chairman, I think that there has been a very positive relationship. My own view about relations between the Board and the superintendent is that disagreements are healthy. If we were monolithic in our thinking, it seems to me you don't need a Superintendent or need a Board. Sometime the public confuses disagreement with dissension, which is not necessarily the case.

I think in the last year and a half that I have been on the Board in comparing it to the past, the Superintendent of Schools and the Board of Education generally have worked very positively together. We have had some difficulties. I think that is what learning is all about, to have some differences. We have disagreed without being disagreeable.

EXTENSION OF SUPERINTENDENT'S CONTRACT

The only major conflict that we had during this period has been over Dr. Scott's request for a year's extension. That got to be quite a little thing in January. But we resolved that, I think. Even though six of us on the Board had felt he should remain, five didn't. So we have had a very positive relationship. We tried to set the example as to how people ought to act.

Our meetings have been very noncontroversial, basically. We have shown a great deal of respect to each other and asked the Superintendent for comments on actions before they were taken by the Board. When we differed, we told them we differed and we have gone down the road together.

In this connection, Mr. Chairman, I would like to do two things. One is, if you have any suggestion or any people who would be good applicants, we certainly would welcome that. Second, if you can help us figure out how we can pay our Superintendent more money, we would welcome that, also.

Mr. NATCHER. Mr. Barry, I don't have any suggestions. As you know, I have served on this committee a number of years and I have never made a recommendation for any position in the city of Washington for the school board, the District Building, or otherwise. I don't think I should, Mr. Barry, in all frankness.

I have never interfered with the operation of the city of Washington government in the matter of contracts, employment, or anything else. Not a single employee in the city of Washington, Mr. Barry, since I have been a Member of Congress, is there by virtue of any recommendation from me. I think that is the way it should be.

I understand and I appreciate your suggestion. I don't have any names to submit. I think that you will have a difficult job in selecting a Superintendent. Mr. Barry, just as one member of the committee, I want to say that I think we have had good superintendents in Washington. I know that the problems in Washington are serious ones from the standpoint of the operation of our school system. The same problems arise in all the large cities throughout this country, not only in Washington. Every large school system is having problems today, much more serious than at any time in the past.

SUPERINTENDENT NEEDS BOARD'S SUPPORT

I think it requires not only the ability of the school superintendent from the standpoint of being a good administrator, as well as being academically well qualified, but it also requires that he have the full support of the School Board when he is right. When he is wrong, Mr. Barry, that is a different matter, of course. That is up to you people. I think that it helps not only in this school system but in every school system when he has the support of the board.

I hope that you succeed in selecting a good school superintendent, because that is what we are entitled to in Washington.

EFFECTIVENESS OF GOOD TEACHERS

As far as this $50,000 or $60,000 salary, Mr. Barry, I graduated from a teacher's college that is now a university. I have always maintained that a good teacher can teach right out in the middle of the field. They don't have to have all of the aids and all of the assistance to teach. I know that they help and our children are entitled to the best. If that person, man or woman, is a good schoolteacher, he can teach a class right out in the middle of the field, as I just said, and have the respect of all of the children.

Dr. Scott, you can remember some of your teachers and especially the ones that made an impression on you.

EQUALIZATION OF PUPIL EXPENDITURES

We have problems brought to the attention of the committee concerning the distribution of school money in the District of Columbia. Some of the School Board members have appeared before the committee in the past maintaining that not enough is being spent in their section of the city. From time to time I have seen articles in the paper about it. I believe that you have adopted a system that provides a citywide mean of $531.29 per pupil.

This article that I have before me states, and I quote in part: "Every school would fall within 5 percent of that figure, spending between $504.72 and $557.86 per pupil, based on the cost of teachers' salaries in each school." I believe those figures are correct.

Mr. BARRY. Yes sir.

Mr. NATCHER. I know we have had one or two members on the Board, and I don't blame them, who maintained that not enough money was being spent in their section of the city. I know one little lady, who is still on the Board, maintains that. Mr. Barry, she will sit right up with you about it. You know what I mean. She believes that as much of that money should be spent in her ward as in any other section of the city. She probably has the right to maintain that position.

QUALIFIED PERSONNEL IN SCHOOL SYSTEM

You have a lot of well-qualified, able people in the school system, Dr. Scott. I believe that. All down through the years I have had the

opportunity to meet a lot of your people. I think you have able people in this school system and people that I certainly believe in and respect.

You used to have a little lady employed who has retired from the school system. I noticed in the newspaper the other day they are considering appointing her to the City Council. If I were President of the United States, without putting myself in a position of recommending anybody, certainly I would name that lady. With the experience we have had with her on this committee, and she is an able woman, I think she would make a fine member of the City Council.

Dr. SCOTT. I agree.

Mr. NATCHER. She would stand up for the city of Washington and she would be a good member of the Council.

Mr. Barry, I know the problems that we have here in the city school system. As one member of the committee, I hope you are able to select a superintendent who will follow in the footsteps of some of these other superintendents that we have had, particularly from the standpoint of training, ability, and dedication. I think those qualities apply to nearly all the superintendents we have had since I have been a member of this committee. I don't think there is any question about that. Are we teaching the children in the city of Washington to read and write?

Mr. BARRY. Mr. Chairman, before I comment on that, let me try to qualify and clarify my statement about asking your help on that. I wasn't asking it as a sort of "favorite son" position.

Mr. NATCHER. I understand your position.

Mr. BARRY. I am asking everybody that I see, because of the difficulty of finding someone.

Mr. NATCHER. I understand that.

SELECTION OF SUPERINTENDENT ON OWN MERITS

Mr. BARRY. Because that person would be judged on his or her own personality, regardless of who recommends or sends them. I am confident the Board of Education is going to look very critically at that person's record and not a symptom of the person who recommended him.

Second, it's my intention and the Board of Education to move where at least 8 of the 11 members are firmly committed. It would probably evolve that only 11 of us are publicly committed, but those 8 members or more are firmly and privately and publicly committed to whoever they bring aboard so that that person comes in with a significant majority of support from the 11 members and not comes on a 6 to 5 or 7 to 4 kind of situation, which means you come in at a disadvantage.

TENURE OF SCHOOL SUPERINTENDENTS

Second, since Dr. Scott has been here, I did a little survey about a week ago. About 14 of the 21 superintendents that were superintendents when he came aboard in the country are no longer superintendents of their schools. I think this again emphasizes the problem of urban education and the short life of a superintendent. It's very, very difficult.

Mr. NATCHER. I think that applies generally throughout the United States. This makes it very difficult to obtain a good superintendent.

READING ACHIEVEMENTS IN PUBLIC SCHOOLS

Are we teaching our boys and girls in the District of Columbia how to read and write?

Dr. SCOTT. Mr. Chairman, I think we are doing a better job than before. Let me try to break down why I say this. I look at achievement test scores. We have a double problem here. One, we have accelerated a deficiency among upper grade youngsters, which indicates a youngster in the sixth grade who reads at a third grade level presents a problem. Even if you made a 2-year gain that is a problem.

We are doing better in the primary grades where it really indicates that the introductory instructional program is better. We are trying to do this in the competitive aspects of our instructional material. We are buying textbooks which relate more specifically to what we are teaching. We have criterion reference tests. You can look at the system and you will see exactly what we are stressing. We have stressed that as well as the standardized test, which is a national sampling. We can detail our resources and staff work on helping teachers to improve their skills.

NEED TO IMPROVE STAFF DEVELOPMENT

Frankly, we have to improve our staff development and also how we utilize teachers. It will take some confrontation in some cases with school personnel as well as a cooperative effort to devise new ways of delivering our instruction.

EQUALIZATION OF RESOURCES

I look at our plan for equalization of our resources. We are proposing now a new method that concentrates the resources on the basis of not every child getting the same amount of money—some kids need much less and some more—but how we can take the regular money and divide it and allocate it and deliver it in such a way that we get a more specific response in terms of our priorities. We say our priorities are reading and math and our budget should reflect that. We are beginning to examine how we have our money allocated across the total school system and get more money into the local school units.

ALLOCATION OF FUNDS

In that regard, there were some statements about where our money goes. Eighty-nine percent of all the personnel costs are in all the local school units. Eighty-nine percent—and that is a good size of our budget. We have only $20 million in nonpersonnel items. A good deal of the money goes to the local school units. That is why it hurts to cut. I want to say that one of the major problems as superintendent is that I spent far too much time in the business side of the school system and cutting money. When the budget is delivered to us some time in June or July, I will have to cut, make adjustments, look at the Federal funds—there is a jurisdictional dispute between two key branches of the Government which could paralyze the country—whenever you tell me what the money is going to be. I have to cut. I don't call in my staff to build new programs; I call them in to cut existing programs and still maintain. Dr. Guines does not have enough people in our school

system to supervise, and yet the board will criticize the superintendent if we don't have the people.

Our secondary office doesn't have enough people to go out to the 50 secondary schools to give adequate supervision. The assistant superintendent has 130-some schools to be responsible for in the elementary system, with a small cadre to give supervision. We do not have the people. On the one hand, we are adding more people to the local school unit but not providing a more effective accountability structure for the individuals. All these things require improvement. Since I have been here, I think they are delivering better services. But the problem in terms of severity of the needs of youngsters is increasing, and our delivery capacity is decreasing. We have not increased our budget sufficiently during my years here to cover all of our mandatory needs.

UNMET NEEDS OF LOCAL SCHOOLS

This budget today, the $168 million, if it is approved at that level will be the first budget since I have been here that covered all the mandatory needs. But it does not cover some unmet needs.

Let me give you an example. In secondary schools, we give out a ratio of 26 to 1 in terms of allocations of resources. Here we have an English where some kids cannot read as well. They should not be in class of 26 to 1. Let us say we permit the principal to reduce that to 15 to 1. He has to pick up another group of youngsters and put them in another class which automatically raises the ratio. We eliminated physical education, but it was a good classroom to absorb a lot of people. Now we do not have that because the youngsters have not opted for physical education. We had to make it mandatory, which is in conflict with the Board's directive, solely to have a place for every youngster to have a teacher.

We are trying in this budget to decrease the pupil-teacher ratio and provide more flexibility. If we were another school system, an affluent area, where our kids become more adequately prepared in terms of environmental influences, we could probably do with 26 to 1. In certain schools we need to have a pupil-teacher ratio of 5 to 1 or 10 to 1 in some cases.

SECURING QUALIFIED INSTRUCTORS

Your other question about resources—society does not produce enough quality science and math people. Yet we have Ph. D.'s in the space program who are displaced. But I cannot bring them into the school system at a $20,000 level, and they won't come at $10,000. We have Ph. D.'s who have to push a broom somewhere and don't have a teaching certificate—the space movement created a lot of people in the Sputnik age and now they don't have a job—yet we need people in the science and math programs desperately. But many of the people coming out of college will not take these areas because they are demanding high salaries. We have a lot of people in English and social studies. In areas where the youngsters fall down, science and math, we cannot get the quality of people in quantity that we need.

AVAILABILITY OF TEACHERS

Mr. NATCHER. Doctor, at that point, for a number of years we have discussed with you and the other Superintendents and the Board members the number of teachers in a temporary capacity. I know at one time we had over a third of the teachers here in the city of Washington that only held temporary teaching certificates. I know that situation has improved. One reason it should improve, generally is due to the surplus of teachers throughout the United States. You should not have as much difficulty obtaining teachers as we have had in the past. Is this about right, Dr. Scott?

SCARCITY OF SPECIALIZED TEACHING PERSONNEL

Dr. SCOTT. I think that is true except for certain specialized subjects. Special education is one subject. We had the money but we could not find the people. We have a better recruitment system to bring in people to the District of Columbia. We have a buyer's market and we should get better teachers.

EXPANSION OF PRESCHOOL PROGRAM

Mr. BARRY. If I may make a point on that, first, the Board is moving to expand our kindergarten program and prekindergarten program from half a day to a full-day program.

We have 10,000 young people basically on the half-day program. In fiscal 1974 and in 3 or 4 years we will move into a full-day program. All studies have shown that kids between the ages of 1 and 6 are in their formative years. If we start early we will give them the kind of learning experiences that will show up in our primary and junior high school.

TRAINING OF SPECIALIZED TEACHERS

Secondly, I think we have another subsidiary problem. Last week there was a meeting between a consortium of universities, one conclusion reached was that in some instances our teacher colleges are not really up to date in terms of producing teachers who know how to meet some of the specialized needs of children in urban education. This is a problem that is beyond us as such so we have to influence the kinds of courses and subjects that teachers at D.C. Teachers College and George Washington and Howard are teaching so we get a different product, even though there is a biased market, there is still a reluctance on the part of a significant number of people to want to teach in an inner city where you have all the problems of drugs and discipline.

I do see some improvement and a great deal of enthusiasm. I have a problem similar to yours in the sense that I have always maintained that even though you need additional people to help teachers, you don't need so many that they don't have anything to do. That is all these reading specialists and math specialists. It seems to me if you teach

95-872 O - 73 - pt. 2 -- 10

teachers how to teach reading, they will do a great deal of that, and you need specialists to take the more difficult problems.

Last year we sort of came down in the middle in the program redirection; we did cut some reading teachers and we were criticized for that. We cut some math teachers. The Superintendent and the Board basically agreed in that direction. That is a problem, how you have a balance of teachers who teach in the classroom, but not add so many teachers so that you have too many.

DISCIPLINE PROBLEMS IN THE SCHOOLS

Mr. NATCHER. You mentioned discipline, Mr. Barry. What is the situation now from the standpoint of discipline in the schools? I have read in the newspapers of meetings called by teachers concerning discipline in a certain school or in a certain section of the city.

What is the situation now from the standpoint of discipline in the schools in Washington? Has it improved? Is it worse? Is it better? What is the situation?

Mr. BARRY. From my perspective, and Dr. Scott may have a different one, there is an ever-increasing problem of restlessness in the society in Washington as in other urban cities. There is less respect for each other and people. There is less respect for the property, I guess, if we can use that word. So the schools generally reflect the trend in the society.

Fortunately, I think in Washington, we have not had any major eruptions. If you look at our school system over the last 2 or 3 years, there have been very few student eruptions in our school. I think we are proud of that, compared to Philadelphia and New York and some other cities. Teachers and principals complain, and rightly so, of the inability of the teacher in some instances to maintain a pretty tranquil situation in a classroom. In my view and my visits at the schools I have not noticed a great deal of increase in the problem of discipline. I think it has been there. I think there is a difference in opinion as to how you solve it.

Some people think we should go back to corporal punishment, to which I am opposed; others say we ought to take some of the students out and put them over here by themselves and I am opposed to that. I have not seen an upswing in the problem. In some instances I have seen a decrease in some schools. Part of the problem—this happened before I got on the Board of Education and before Dr. Scott came—is that some of our schools are built such, physically, that they are almost unmanageable in a physical sense. Take a junior high school, which has 1,800 people in junior high school, that school plant occupies almost three-quarters of a block. It has 53 exits and entrances. Those are almost impossible situations to keep under control. I think the Board's attitude when they have a chance to pass on the schools, is to try to build schools of less than a thousand for junior high schools. I have not seen a great deal of increase in that area.

Mr. NATCHER. Dr. Scott.

PROBLEMS ASSOCIATED WITH LARGE SCHOOL BUILDINGS

Dr. SCOTT. I don't think there is any large urban school system with a similar population, age distribution, and economic structure that can

compare as favorably in terms of student behavior. We have some schools that are problems of concern to the Board and myself.

A lot of that basically has to do with the improvement of the administration and the instruction in the schools and not so much the students.

The other concern is how we are building. Any school system that builds a junior high for 1,800 students and stretches out a city block is asking for trouble today.

RESPONSIBILITIES FOR PROVIDING EDUCATION TO STUDENTS

We are also dealing with the rights and responsibilities of students so that students understand clearly what we expect of them and what their rights are. Much of the public concern projected in newspapers deals with the implementation of Judge Waddy's decree. I take the position, and I think it is right, that I do not have the right to deny a youngster an education, one who has been apprehended, alleged by the police or a school person and has charges filed against him for selling drugs in the school.

Until the act of the courts has been adjudicated I don't think I have the right to deny him an education, the way I read the Waddy decree, one is a criminal matter and one is a fundamental right. As long as he is a citizen and his rights have not been forfeited by incarceration, you have to provide that right. I cannot see transferring these kids to one single school. I do not know who I could get to man the school and teach the classes. Some of the principles feel they cannot operate a school if a drug addict or a person who is selling drugs is returned. We do have an automatic exception in exceptional cases where a principal can send to my office and remove a youngster, pending a hearing, from the school. Even with a hearing we have to return him to some kind of educational setting.

We have not been able to develop those kinds of programs that will satisfy the court.

STUDENT SUSPENSIONS

The other one deals with the violence of a student upon a teacher. We can invoke an emergency situation, where we feel that the youngster's return is detrimental to himself, we can exclude him. We must come up with some kind of a program. The court says to me, as I read the decision—and I have talked to the Corporation Counsel and my own legal advice—we cannot deny a youngster an education solely because he has been arrested or committed a violent act, unless it is through a due process procedure. In every suspension case beyond 2 days we have a hearing officer who reviews that and it is automatic, and that officer makes a determination and that is how we got into the business with our special education decree in the *Mills* case and the judge included a suspension procedure.

I think we can live with it. It is a challenge for us to implement due process. I don't think it is one we should avoid or complain about.

TRUANCY RATE IN LOCAL PUBLIC SCHOOLS

Mr. ROUSH. I have a question which seems to fit at this point, if the chairman will yield. What is the truancy rate in your schools?

Dr. SCOTT. We have specifics on that. Last year it ran approximately 6 percent. It was the highest in our junior high schools.

Mr. ROUSH. I was going to ask at what level.

Dr. SCOTT. At junior high.

Mr. ROUSH. Hart?

Dr. SCOTT. I would estimate it would be a little higher at Hart Junior High.

Mr. ROUSH. A little bit higher?

Dr. SCOTT. Yes, sir.

Mr. NATCHER. Mr. Coughlin.

Mr. COUGHLIN. Mr. Chairman, thank you very much.

The Chairman does such an outstanding job of expressing the feeling of many of us in a much more articulate way than I possibly could.

I don't know whether this is an appropriate time to ask for comparative figures on the cost per pupil or whether that would come later in the presentation.

Mr. NATCHER. You go right ahead.

Mr. COUGHLIN. The chairman indicated $531 per pupil.

Dr. SCOTT. In the elementary schools and involves only regular classroom teachers and special teachers. It averages out across all our elementary schools in compliance with the Wright decree and equalization program to $525.

PER PUPIL EXPENDITURES IN ELEMENTARY SCHOOLS

Mr. COUGHLIN. What is the total cost per pupil in the elementary schools?

Dr. SCOTT. It runs higher than that because it would take in other services. There is a document we can submit for the record.

[NOTE.—The committee was subsequently advised that no breakdown is made between elementary and secondary education programs.]

COMPARISON OF PER PUPIL EXPENDITURES

Mr. COUGHLIN. Do you have the comparison of the cost per pupil here with other major school systems in the country? Could you supply that for the record?

[The information follows:]

Public Schools of the District of Columbia

Per-Pupil Expenditures of Selected Large City
School Systems and the Suburban School Systems in the
Metropolitan Area of Washington, D.C. for Fiscal Years 1972 and 1973

Large City School Systems	1972 Regular Appropriation	1972 Total (Including all Funds)	1973 (Estimated) Regular Appropriation	1973 (Estimated) Total (Including all Funds)
Atlanta	$ 964	$ N.A.	$ 1,000	$ N.A.
Baltimore	N.A.	836	N.A.	N.A.
Boston	905	979	995	1,069
Cleveland	823	894	970	1,050
Detroit	903	1,038	N.A.	1,125
Milwaukee	954	1,025	1,014	1,092
St. Louis	755	857	869	1,001
San Francisco	1,405	N.A.	N.A.	N.A.
Washington, D. C.	985	1,198	1,041	1,225
Suburban School Systems				
Alexandria	1,100	1,175	1,225	1,288
Arlington	N.A.	1,356	N.A.	1,466
Fairfax	897	965	1,026	1,138
Falls Church	1,291	1,403	1,498	1,571
Montgomery County	1,210	1,272	1,298	1,373
Prince Georges County	915	958	992	1,030

Prepared by
Departments of Research and Evaluation
2/8/73

COST COMPARISONS WITH SURROUNDING AREAS

Mr. BARRY. If I may add another point, we get into the hassle about relative costs, the Board's view is that it is not really a good comparison but we can use it. If we compare our costs with Montgomery County or Fairfax County or Prince Georges County, on the average we are spending about $1,250 per student average in the system, but a great deal of that cost comes in terms of supportive services; that is, the additional resource teachers and other kinds of teachers to deal with special problems that are created as a result of us being, No. 1, urban system, and No. 2, having a significant number of low income students in our school system which means we have to spend more money for the deficiencies they suffered before they came to us. That is always a problem, to explain why we spend the kind of money we are spending.

We spend less than San Francisco, which is another large urban city, and we spend almost as much as Boston, which does not have the same problems we have.

Mr. COUGHLIN. But you could supply for the record the cost in both the elementary and secondary fields, and a comparison with other major school systems?

Dr. SCOTT. Yes.

(Note.—The committee was subsequently advised that no breakdown is made between elementary and secondary education programs. See page 147 for a comparison of per pupil expenditures with selected major school systems.)

GRANT FUNDING FOR PUBLIC SCHOOLS

Mr. COUGHLIN. The other question I wanted to raise is this: You indicated, Dr. Scott, that you currently had grant programs funded at $28,500,000 and that under the administration's budget request it would be cut back by about $6 million.

Dr. SCOTT. Yes.

Mr. COUGHLIN. This would leave roughly $22 million in Federal grant programs.

Dr. SCOTT. Yes.

Mr. COUGHLIN. What are the continuing grant programs? What is the general nature of those?

Dr. SCOTT. I will have to ask the budget for specifics on each of these items. That is in the budget. Title I would be a continuation.

Mr. COUGHLIN. Is there a detailed breakdown in the budget?

Dr. SCOTT. Yes. There would be in the Educational Support Services, and a variety of grants given. There is a lot of Federal money that comes in food subsidy and so forth and so on which we do not look at in terms of basic programs as you would in terms of a title I program.

Mr. COUGHLIN. But there are substantial Federal grants that would continue even if the budget cutbacks go through, is that correct?

Dr. SCOTT. Yes.

We would lose a certain percentage. That percentage would hurt, especially the impact aid loss. That is the most critical I want to make clear for the record. Impact aid over a period of time in the District schools has been directed toward maintaining basic positions. Fifty percent of our management services are in impact aid, the budget office, personnel office, accounting office. I cannot lose 50 percent of those

people. I would quit before June 30, and so would they if they were smart. That has to be transferred and assumed by the regular budget. Some other ones you can deal with value judgments. That does not leave any value judgments. You must have those services.

REDUCTIONS IN FEDERAL FUNDING

Mr. BARRY. We do not know what figure we are talking about for next year in Federal grants, but you have several categories. You have the handicapped special education and vocational education. It looks as though we will be hit the hardest in the area where we need the money most, that is services to the disadvantaged students, that is the critical area where the money is being lost. It appears we are not losing any money in vocational education or special education, but in that area, title I and title III which give you an opportunity for innovative programs, it appears we are going to lose the money where it hurts the most. We will have to make a decision how we deal with it. Whether or not we ask for a reprograming from the regular budget to cover those areas which we cannot drop or we let them go. I think the Board's position will be that we have to maintain certain services whether we have to cut somewhere else or not. We have to maintain some basic services. We don't treat our Federal grants as they were over here someplace by themselves. The Federal Government wants to give us a comprehensive program. Whether you lose a nickel anywhere, whether the Federal or regular budget, that means some services will be lost. Eighty-nine percent of that money is spent at the local school level, which means that is where the services will be lost.

These are basic, these kind of things. I am convinced there is very little fat in our budget. We went through the budget last year with a fine-toothed comb for the first time, and I am very critical of overspending money where you are not getting results. The Board is, too. We have not found a great deal. We have found situations where the personnel have not performed at the level they should perform. As far as the basic thrust is concerned, there is very little fat there. We are almost down to the bone in terms of how we operate.

Mr. COUGHLIN. Thank you, Mr. Chairman. I have no further questions at this time.

Mr. NATCHER. Mr. Tiernan.

Mr. TIERNAN. Thank you, Mr. Chairman.

APPOINTMENT OF PRESENT SCHOOL SUPERINTENDENT

Dr. Scott, how long have you been the Superintendent?

Dr. SCOTT. I took office October 1, 1970. It is close to 3 years.

HEAD START PROGRAM IN THE DISTRICT

Mr. TIERNAN. During that period, has there been a Head Start program in the District?

Dr. SCOTT. Yes.

Mr. TIERNAN. How long has that been operating?

Dr. SCOTT. It has been operating since I have been here. I assume since 1964 or something like that.

Mr. BARRY. The Head Start program was operated by the United Planning Organization. The school system does not operate that program.

Mr. TIERNAN. You do not have any input into the Head Start program?

Dr. SCOTT. I think we have a combination of both. We have a preschool that comes under the regular budget as well as some from the United Planning Organization through a grant.

Mr. TIERNAN. What is the difference between those two programs?

Dr. SCOTT. Just the same.

Mr. TIERNAN. Is the purpose to prepare students before they get into school?

Dr. SCOTT. This is right.

Mr. TIERNAN. Is this before they get into kindergarten? Do you have a regular kindergarten program?

Dr. SCOTT. Yes.

Mr. TIERNAN. That is a half-day program?

Dr. SCOTT. Yes.

Mr. TIERNAN. These students are taught before they get into the kindergarten program.

Dr. SCOTT. That is right.

Mr. TIERNAN. How long are they in that program?

Dr. SCOTT. I think it starts at 3 for the preschool so it could mean that some youngsters could be in there for 2 years before they enter kindergarten.

Mr. TIERNAN. The kindergarten starts at age 5?

Dr. SCOTT. That is right.

Mr. TIERNAN. In your testimony you say that one of the problems you face is that you are finding some students who are below level, for example, students in the sixth grade who are at third grade reading level. Have you done any evaluation of that type of student?

Is that a student who was in a kindergarten program or Head Start program?

EVALUATION OF HEAD START PARTICIPANTS

Dr. SCOTT. We have followed through research. After the Head Start started they got what they call a follow through program which was to follow through youngsters in the first and second grade. I do not have the research available to me at this time to determine whether or not that has reduced. I think some of the initial research indicated that unless you gave a supportive structure to the youngster between the preschool some of the gain was lost. That is where the follow-through program came into being.

If you help them only in preschool and do not give other assistance some could be lost. I think the followthrough youngsters who are receiving additional assistance have done better.

Mr. TIERNAN. Has the followthrough program been at the level you wanted it?

Dr. SCOTT. No, it is at a very small level.

Mr. TIERNAN. That is being cut further, as I understand.

Dr. SCOTT. It is being eliminated.

Mr. TIERNAN. That is funded directly through Federal grants; is that right?

Dr. SCOTT. That is right.

Mr. TIERNAN. That is not in the regular budget?

Dr. SCOTT. That is right. We do not have a followthrough program in the regular budget.

Mr. BARRY. I think you made an excellent suggestion. I do not think we do it. Maybe when we get these test scores and we find that people are reading below grade and also in mathematics, maybe we ought to followup and see if they were in a preschool program or kindergarten program and so some analysis to see if it helps.

Mr. TIERNAN. Many Head Start programs were under OEO.

Mr. BARRY. Yes.

FOLLOWUP ON HEAD START RESULTS

Mr. TIERNAN. I always maintain that the OEO people should have been doing a better followup on what the programs were achieving. I saw some of the results. Whether or not they maintained Head Start and what effect it had later in schools, no one could assure me that there was continued justification for the program in the sense that the money we were spending there did the most there, or whether it might have been better spent in the first, second, or third grade in supportive efforts.

In other words, they were preparing the students and dropping them into schools. A student went from Head Start back to a kindergarten program or a first grade program, and I always felt that some of the school systems were not really equipped to continue those programs at the level they should be. It was questionable, in my mind, whether we should be spending the money in Head Start or putting the money into the school systems directly and letting the school systems have a larger supportive effort in the first, second, and third grades.

I felt also that some of the students might be frustrated in the sense that the teacher had a large number of students, so that the teacher's job was to try to gear his teaching to the maximum number of students in the class. If you had a couple of students, as the result of Head Start, that might have advanced further than the majority of the students in the school; there might be the frustration building in some of these children early in school, in the first, second, and third grades. In such a case, the incentive might be lost.

Mr. BARRY. Congressman, we have one positive example of our followthrough program in Nichols Avenue. All the students are reading at grade level and some are substantially above the citywide level. That is one example.

Mr. TIERNAN. All those students had the benefit of a Head Start program?

Mr. BARRY. Yes.

Mr. TIERNAN. And a kindergarten program?

Mr. BARRY. Yes.

Mr. TIERNAN. What grades are those?

Mr. BARRY. One through six.

PRESCHOOL FOR MIDDLE-CLASS STUDENTS

Dr. SCOTT. Congressman, there is one other point.

Whether or not we feel there ought to be a preschool for disadvantaged youngsters, but the affluent or middle class is where they are

going. Most middle-class parents send their children to preschool programs. Therefore, the disadvantaged youngster is further disadvantaged by that. Some of that is babysitting services for people making incomes, but Mom and Dad want to keep ahead. If Johnny is going, they will send theirs: "My kid went to preschool." You have to stay up with everybody else.

QUESTION OF EQUAL EDUCATIONAL OPPORTUNITIES

Mr. TIERNAN. Doctor, you ask the question, and I am not sure that you answered it, of whether it is possible to insure equal educational opportunities. Is it a question that you are trying to resolve in your own mind, or is it a question that the committee or the school should be concerned about?

Dr. SCOTT. It is a question that I have resolved in my mind. I did not speak to the total conclusion because I do not like the answer. Let me see if I can put it in two ways. I think the school systems across the country, and the District of Columbia in particular, could improve their delivery systems if the funding stayed consistent. Perhaps we could reach a larger percentage of youngsters more effectively. There is no question about that, by tightening up and down the line. I think the number of so-called disadvantaged students could be decreased. I still do not believe that will make public education, just working through the schools, resolve all the other problems. I think the health problems have to be resolved.

A youngster who cannot see or hear well, needs a hearing aid or glasses—that is something that the school system cannot do directly. We can identify the need; we cannot look to the schools to correct all the maladjustments that go on in our society. I think we can certainly improve our delivery system. There are youngsters who come every day who are healthy, normal youngsters who still become deficient. You have to look at the educational process as failing.

RESTRICTIONS OF COURT DECISIONS

Mr. TIERNAN. I gathered from something you said earlier that if you as a superintendent and educator were not restricted by some of the court decisions—in other words, that if your concentration of resources was not totally on the basis of so many dollars for so many schools, you might be able to gain better overall results by concentrating some of your resources in some of these areas that need additional resources.

Dr. SCOTT. That is right.

Mr. TIERNAN. So you have been restricted in the sense of achieving some of the educational goals as Superintendent of Schools because of the requirements placed on you by the court decision saying you will have to have an equal amount within 5 or 6 percent in all the schools in the system.

Dr. SCOTT. That is right.

We will hopefully submit to the court a new concept. Equality was done to compensate for discrimination. Now you bring them up. It is like giving a youngster who has been deprived a long time some shoes but he still cannot walk the street.

RESULTS OF STANDARDIZED ACHIEVEMENT TESTS

Mr. TIERNAN. On page 2 you list the major goals.

You say to raise the level of academic achievement. Have you done that, and if you have, have you any evidence to substantiate that?

Dr. SCOTT. Yes In the previous year, the last school year, when we reviewed the standardized achievement test, we found fluctuations in terms of the grade level. I think the first and second grades, for example—here is a report that deals with the grades. Grade 2 in the fall of 1970 was 1.3, in the fall of 1971, it was 1.7. In math it was 1.2 and it went up to 1.6. So there is some gain. We were fighting for months. It is better than going down.

Mr. TIERNAN. That is the fall of 1972 as opposed to the fall of 1973?

Dr. SCOTT. No.

Mr. TIERNAN. What is that relationship?

Dr. SCOTT. I am giving you the last 2 years we can compare.

Mr. TIERNAN. What 2 years would that be?

Dr. SCOTT. It would be 1971 and 1972.

Mr. TIERNAN. You do not have the results for fall of 1973?

Dr. SCOTT. No; not yet.

Mr. TIERNAN. Those are your last two test periods.

Dr. SCOTT. The ones we have for this presentation.

Mr. TIERNAN. How about before you came on board? Do you have any idea what the relationship was before you came on?

Dr. SCOTT. It was a decline. The test people indicated that to me.

Mr. TIERNAN. It fell off from the fall of 1970 to 1971?

Dr. SCOTT. That is right. The report given to us by the California Testing Bureau, in looking at our standardized achievement tests, that the school system had not only arrested its decline, but in first and second grade levels had begun an upward trend. That began in the school year of 1970–71.

Mr. TIERNAN. So it would be fair to say it was starting to turn when you became Superintendent?

Dr. SCOTT. I think it had something to do with it.

PRESENT SUPERINTENDENT'S PREDECESSOR

Mr. TIERNAN. Who was your predecessor?

Dr. SCOTT. It was Dr. Manning, and then we had an interim superintendent.

Mr. TIERNAN. How long had Dr. Manning been Superintendent?

Dr. SCOTT. Slightly short of 2 years. He was actually on the payroll for some time. Dr. Henley was the Acting Superintendent for almost a year in between the tenure of Manning and Dr. Scott.

Mr. TIERNAN. Doctor, I am going to ask you about the first two of these four goals and objectives in your statement. Do you bring these out later in the budget presentation?

Dr. SCOTT. Yes; they are related to our budget.

EXPANSION OF SPECIAL EDUCATION PROGRAM

Mr. TIERNAN. On your second goal and objective, to expand radically all full-time programs for children with severe handicaps and learning disabilities. What have you done in that area since this is one of the objectives you cite?

Dr. SCOTT. This objective was established a little over a year ago. I think when I entered the school system the budget for special education was $5 or $6 million. It now runs approximately $9 million something. So we have expanded.

Our problem has been that I inherited and the school system had a rather inadequate special education department. It had a lot to do with Judge Wright when he issued his decree in 1967. They put the special education in the regular classrooms. In 1968 they began to develop a new special education department. We tried to do two things:

One, to improve what we had and build on and not building on the inadequacies of our existing services. There have been three heads of special education since I have been here. We have a very excellent individual now on leave of absence from George Washington. My concern is that we not expand beyond our capacity to deliver quality services. Then we are subject to citizen complaint that they would want a tuition grant because our programs are not adequate. The problem is we cannot find people. Last year we had the same problem. We had an increase but we could not fill the positions. So we tried to reprogram. This year we filled a good number of positions but they were filled late. Recruitment is a problem. We are trying to intensify the quality of what we deliver and also deliver youngsters in the regular classroom.

Mentally retarded youngsters do not need to be excluded totally. Last Thursday and Friday I was able to participate in a discussion on the rights of the mentally retarded. This is a national trend of getting them from being isolated in institutions or school system units that separate them from regular youngsters.

TUITION GRANTS FOR SPECIAL EDUCATION

Mr. TIERNAN. How much did you have to pay last year for tuition for special education?

Dr. SCOTT. We can provide that for the record.

Mr. TIERNAN. Is that a significant amount?

Dr. SCOTT. Yes, it is.

[The information follows:]

TUITION GRANT PROGRAM -- DEPARTMENT OF SPECIAL EDUCATION

Disability	Name of Institution	Per Child School Cost 71-72	Amount Paid 71-72	Per Child School Cost 72-73	Number of Children 72-73	Appeals 72-73	Amount Paid 72-73
Blind	Maryland	5,800	5,800	7,100	3		21,300
	Perkins	7,500	4,000	8,500	1		8,500
	Pilot	3,750	3,000	4,860	14		53,873.71
Deaf	St. Joseph	2,700	1,350	3,100	1		3,100
	Childrens	4,300	3,000	3,000	10	230	30,000
Hearing Imp.	Washington H S	2,727	2,613	2,727	10		27,270
Emotionally Disturbed	Cardigan Mt.	4,000	1,850	3,925	1		3,925
	Contemporary	4,895	3,000	4,895	23	20,285.72	119,595.00
	Devereux	12,000	4,000	4,000	2		8,000
	Eberhard	1,750	1,750	1,750	3	100	1,830
	Glaydin	2,625	2,300	3,275	7		18,750
	Green Chimneys	6,600	4,000				
	Greig	4,000	3,000	3,000	13	4,000	45,000
	Hillcrest						
	Day:	9,000	3,000	6,500	17		
	Residential	12,000	4,000	16,500	5		76,000
	Lourdesmont	6,023	3,000				
	New Jersey	7,500	4,000				
	Brookside	6,000	4,000	4,000	1	4,000	8,000
	Barrie			1,400	2		2,800
	OTC			3,000	32		89,200
	Leary School-			3,610	6	7,460	22,170
	Dev. School			3,996	10	1,000	30,000
	Episcopal			4,139	30		97,500
	Floc Wilderness			4,200			4,200
	Floc L.C.			5,950	9		11,900
	21st Century	5,000	3,000	3,250	35		113,750
	Accotink			2,750	1		2,750

Disability	Name of Institution	Per Child School Cost 71-72	Amount Paid 71-72	Per Child School Cost 72-73	Number of Children 72-73	Appeals 72-73	Amount Paid 72-73
Emotionally Disturbed	Roosevelt			4,165	1		2,115
	Groom			4,950	4	2,875	20,212.38
	Hopefields			3,850	1		3,850
	Portals			3,250	2		6,500
	Leary Ed. Center			3,930	8		36,250
	Youth Rehab. Ctr.			10,000	1		10,000
	Edgemeade			4,000	1		4,000
Mentally Retarded	Benedictine	2,000	2,000	3,300	1		3,300
	Christ Church	2,500	2,222	2,600	3		9,100
	Kennedy	1,500	1,500	1,725	69	450	126,875
	National	2,040	2,040	5,880	40	1,650	116,700
	St. Gertrude's	2,000	2,000	2,025	12		19,125
	St. John's	2,100	1,950	2,300	52	580	102,973
	St. Maurice	2,000	1,850	1,740	16	110	30,203.75
	Eberhard Acton			1,900	2		3,150
	Martha Lloyd			4,020	1		4,000
	Reading Research			390	1		390
Neurologically Impaired	Kingsbury	3,362	3,000	3,350	14		36,000
	Pine Point	4,000	3,000	3,995	1		3,995
	Berkshire	6,000	4,000	7,500	1	3,500	7,500
	McLean	2,000	1,500	2,350	2		4,200
Multiply Handicapped	Cooperative	2,300	2,050	3,050	6		15,300
	D.C. Society	1,190	1,190	1,880	30		53,250
	Matheny	5,090	4,000				

Disability	Name of Institution	Per Child School Cost 71-72	Amount Paid 71-72	Per Child School Cost 72-73	Number of Children 72-73	Appeals 72-73	Amount Paid 72-73
Multiply Handicapped	National Rehab.	4,000	4,000	6,000	2	4,000	12,000
	American Inst.			9,200	2	165	16,100
	Camp Hill			3,250			6,500
	Holly Hall			3,500	1		3,500
TOTALS		$ 150,252	$ 96,965	$214,527.00	512	$50,405.72	$1,456,502.84

Prepared By: Department of Special Education
D.C. Public Schools

RECIPIENTS OF TUITION GRANTS

Mr. TIERNAN. In what areas do you have to provide tuition grants?

Dr. SCOTT. Generally it runs in those who are profoundly retarded or mostly disturbed.

Mr. TIERNAN. Where are they sent to school? Where do you have to pay the tuition?

Dr. SCOTT. They are sent to various places. There are some places around the District and around the country. There are 40 different places that we send people.

Mr. BARRY. There are some new programs in terms of special education and some expanded.

Dr. SCOTT. That is right. We will speak to that when we get to that part of the budget.

IMPACT AID FUNDING

Mr. TIERNAN. You made reference to the impacted aid on page 3. You also make some additional points. You said they were the business functions of your Department.

Dr. SCOTT. Yes.

Mr. TIERNAN. How much do you now receive on A and B? What percentage is A and what percentage is B?

Dr. SCOTT. We get $300,000 from one, that is A and the rest comes from B.

There is $4 million in the B.

Mr. TIERNAN. And you get $300,000 in A?

Dr. SCOTT. Yes.

Mr. TIERNAN. B is the one that has been cut?

Dr. SCOTT. That is right.

COURT DECREES INVOLVING SCHOOL SYSTEM

Mr. TIERNAN. You make some reference to the problems that the Superintendent has on page 2. We talked about court decrees. Do you have any other court decree in mind other than the ones I was talking about?

Dr. SCOTT. The equalization deals with the Wright decree.

Mr. TIERNAN. You said court decrees, plural.

Dr. SCOTT. The Waddy decree. That deals with the special education sources and suspension provisions.

Mr. TIERNAN. Those are the two you had in mind?

Dr. SCOTT. Yes.

BOARD-SUPERINTENDENT CONFLICTS

Mr. TIERNAN. You talk about Board-Superintendent conflicts.

Dr. SCOTT. That is right.

Mr. TIERNAN. What conflicts would they normally be?

Dr. SCOTT. I was dealing in the general sense of all school systems,

saying that the District of Columbia school system is not unlike other school systems having conflicts. I was giving general kinds of problems. What would be the conflict here.

SUPERINTENDENT LEAVING VOLUNTARILY

Mr. TIERNAN. I do not want to pin you down. Are you leaving voluntarily as Superintendent of Schools or are you leaving as a result of a Board-Superintendent conflict?

Dr. SCOTT. Since I had six votes, which was the majority, I made the decision on my own, upon reviewing the philosophy and the temperament and postures of the Board in general and certain members in particular that I thought it was best that I maintain the average of 3 years for Superintendent and leave at this time.

SUPERINTENDENT'S SALARY AND CONTRACT

Mr. TIERNAN. Doctor, when you came onboard in October 1970, what was your salary level at that time?

Dr. SCOTT. $38,500.

Mr. TIERNAN. Did you have a 1-year contract?

Dr. SCOTT. No, 3-year contract.

Mr. TIERNAN. With annual increases?

Dr. SCOTT. No, there was no annual in it.

Mr. TIERNAN. None at all?

Dr. SCOTT. No.

Mr. TIERNAN. What had you done before you came to the District of Columbia?

Dr. SCOTT. I was assistant superintendent in Detroit.

Mr. TIERNAN. How many years had you been there?

Dr. SCOTT. Two years.

Mr. TIERNAN. Does the level of salary enter into your decision to leave?

Dr. SCOTT. No; that is not it at all.

Mr. TIERNAN. Do you think that should be an impediment to hiring a successor to you?

Dr. SCOTT. I do not think the present salary is competitive. Atlanta is looking for a superintendent. They will possibly pick a minority person. New York is looking for a superintendent. Washington is looking for a superintendent. There have been some others. Newark is looking for a superintendent. Kansas City is looking for a superintendent. Denver is looking for a superintendent. There are some others that I probably missed. They are all in the forties. I just helped select a superintendent for a certain school system and that was paid $40,000. The members of the Board asked why I didn't apply.

What I am getting at, Congressman, is that I just believe that a superintendent's life is a short one in terms of its tenure. There is not any tenure for superintendents. There was one in New Jersey and a fellow friend of mine left that. You should recruit the best possible person. It should be competitive.

This is a very expensive city to live in. It consumes most of your money in real estate and food.

95-872 O - 73 - pt. 2 -- 11

Some people on the Board may be negotiating with someone who may apply who in some cases would be taking a pay cut or the amount of money they are getting as an increase. There are some deputy superintendents, in New York City, for example, a vice superintendent may make 40-some thousand and an assistant superintendent will make $37,000. So if you go to the District of Columbia you will take a more demanding job in a very complex structure at less pay.

MAXIMUM SALARY AND RESIDENCY OF SUPERINTENDENT

Mr. TIERNAN. The maximum the committee would be able to offer is $42,500.

Dr. SCOTT. No. The Congress passed in the appropriations bill saying that the superintendent's salary could not exceed schedule C and I figured it out immediately at $41,470 as of July 1. That is a 5-percent increase over $39,500.

Mr. BARRY. In that regard, part of the problem of attracting a new person—and we are looking for other ways to get around—we cannot pay the moving costs. It means that if it costs you $2,000 to move your household and family furniture you have to absorb that yourself. We have to find a way to get people here to be interviewed, because technically they are not on the payroll and we technically cannot pay the plane fare.

Mr. TIERNAN. Are the employees of the District required to live in the District?

Mr. BARRY. No.

Mr. TIERNAN. It is not necessary for the superintendent to live in the District?

Dr. SCOTT. No.

Mr. BARRY. If the person is coming in new I would strongly be in favor of having the person live in the District. We have not gotten that far yet.

TERMS OF SCHOOL BOARD MEMBERS

Mr. TIERNAN. There are 11 members on the school board.

Mr. BARRY. Yes.

Mr. TIERNAN. They are all elected?

Mr. BARRY. Yes. They served 4 years, and they are elected at large and eight from eight different wards. We have five seats up in the fall. We receive——

Mr. TIERNAN. It is a 2-year term, you say?

Mr. BARRY. Four years. We receive $1,200 a year, which is not enough. In fact, I lost money by being on the board of education. That does not pay your parking or other things you have to pay to get around in this city.

INCREASE FOR RECENT TEACHER PAY RAISE

Mr. TIERNAN. On page 4, you say there is a major increase of $12 million to fund the 12 percent increase. That is included in this budget.

Dr. SCOTT. Yes.

Mr. TIERNAN. That 12-percent increase, was that approved?

Dr. SCOTT. That covers 2 fiscal years. One that will go into effect July and one that went into effect July 1 of the previous year.

Mr. TIERNAN. July 1, 1972, or the coming July 1?

Dr. SCOTT. Seven percent was established for the current year that was retroactive back to September 1972.

Mr. TIERNAN. Do you have money to cover that 7-percent increase for fiscal year 1973?

Dr. SCOTT. Yes, sir. That was in the supplemental bill.

Mr. TIERNAN. So this $12 million is only representative of the 5-percent increase?

Dr. SCOTT. No, sir; that is the combined increase. It would represent the $20 million if you compared this year's budget with last year's budget.

Mr. BARRY. The way this works, the first year the school system had to absorb 15-percent of the increase within its own present fiscal 1973 budget. But for the second year which is fiscal 1974, we have to absorb all of it.

SPECIAL REVENUE SHARING FOR EDUCATION

Mr. TIERNAN. Have you had any discussions with the people with regard to special revenue sharing for education? Do you know what that might mean to the District of Columbia?

I mean I don't know.

Dr. SCOTT. You mean at the Federal level?

Mr. TIERNAN. Yes.

Dr. SCOTT. The real problem with revenue sharing is this——

Mr. TIERNAN. Special revenue sharing.

Dr. SCOTT. Special revenue sharing. If the Board of Education is given money that it can use at its discretion for certain programs and it is losing money in its regular budget it has to make a determination, do they put it in so-called compensatory program or do they put it in the regular?

That is my concern. We advocated nationally in various organizations, and that was my position here, that the money that is allocated to the disadvantaged ought to remain that way. That would be my recommendation. Whatever that sum is. My problem is keeping an eye on how much it is.

I have to keep an eye to how it is coming back.

Mr. TIERNAN. You would almost want it earmarked at a level not less than the amount you are presently spending in certain areas for special education, adult education.

Dr. SCOTT. Yes.

I would have no problem with revenue sharing if it gave us exactly what we had previously and a little more and without all the additional reporting requirements. That is not the case. It allowed some options, and in some cases they are less.

FORMULA BASIS FOR CATEGORICAL GRANTS

Mr. BARRY. The way we get it now with the categorical grants it is based on some formulas and it comes right to us. With special revenue sharing we now have to go to the Mayor and city government to try to convince them of what we are doing, and we have enough layers already. There are nine budgetary steps. The majority of us on the Board would certainly wish we did not have to go that other step.

Mr. TIERNAN. Have you communicated your views to HEW?

Dr. SCOTT. I think we communicated to the Mayor quite strongly.

Mr. BARRY. Plus we have joined with the eight surrounding counties, Prince Georges, Fairfax, Alexandria, Montgomery, and others in a statement expressing our views on this which should be released very soon.

Mr. TIERNAN. Mr. Burlison.

Mr. BURLISON. Thank you, Mr. Chairman.

Dr. Scott, I regret to see you leave the Superintendent's post here. I think you have given strong leadership to the school system.

Dr. SCOTT. Thank you

Mr. BURLISON. I heard your remarks that you interpret a judge's decision to say that you cannot deny education to a person merely because he has been accused of a crime, and I think you were speaking specifically to the drug abuse situation.

I think you indicated that you see nothing wrong with that. I see nothing wrong with it, either. It seems like sound constitutional law to me. But I also understood you to say that you could, however, suspend or expel a student if he created some danger to himself or to his fellow students or to the faculty. You could suspend or expel him under those circumstances?

EMERGENCY PROVISIONS FOR PUPIL SUSPENSION

Dr. SCOTT. It would be the emergency provision of Judge Waddy for this office. The Superintendent has to approve it directly. That gives you more time in which to prepare a rationale other than the 2 days. It is just an emergency matter given to my office in specialized cases, of saying this youngster has to stay at home. But the hearing process still has to take place.

Mr. BURLISON. You can proceed through the hearing process and get this done, if you want to? If you can make the case?

Dr. SCOTT. That is right. My problem is that in some cases during a hearing the youngster can return to the school. In other words, I would be permitted—we still have to follow a time schedule for a hearing which would wrap it up somewhere in 10 days.

Mr. BURLISON. Are you speaking to the student that is under suspicion for a crime, or are you speaking of just a routine disciplinary problem?

Dr. SCOTT. I think a classic example might be a youngster—I am giving a very sharp example—who shot a teacher or stabbed a teacher. We have had that. I think for the good of the school and the morale of the staff it may be best not to have that youngster in that school until we can work out something and assess his needs as well.

Mr. BURLISON. Maybe I misunderstood you in your original remarks on this subject. Are you saying now that that student could be returned to the classroom pending the hearing?

Dr. SCOTT. I am saying the judge gives me the authority to exclude him until after the hearing. In many cases the student has to return to school during the period of the hearing. In other words, you are given some time to exclude him during the normal process if you suspend him and start the hearing procedure to build your cases. In some cases the hearing may take so long to schedule it so that you may want the

youngster to return to school. There is no problem what you do with him after the hearing. The hearing officer may very well rule that he can return. In the case of an extremely violent situation which I think may be detrimental and he puts the burden on this office to make the recommendation, I think I have only agreed to maybe five or six suspensions during the 8 months that we have been under the decree. It is a rare case.

DEALING WITH STUDENTS CONSIDERED DANGEROUS

Mr. BURLISON. Do you make any distinctions between the situation of the extreme example you have given of where a student is dangerous? Is there a distinction between that type of student and one who merely makes it impossible as a disciplinary problem? I do not mean that he is dangerous to the students. He is just determined to create disruption.

Dr. SCOTT. A youngster who is totally disruptive, we should be able to identify that youngster, suspend him, have him out of school for the period necessary to have the hearing, return him for the hearing and make a disposition of his situation in terms of future treatment and not have him back in school and be able to do it all in 10 days.

That is what Waddy is forcing us to do. We are required by the decree to document not only why we suspended the youngster but what we propose, and the justification for treatment. If we do not have a treatment, we are left only with a partial resolution of the issue. Through the court order, he is forcing us to develop a more rapid system of justice or service, and we are doing it hopefully.

Mr. BURLISON. Thank you.

Thank you, Mr. Chairman.

ALTERNATIVE MEANS OF EDUCATING DISRUPTIVE STUDENTS

Mr. BARRY. I think the Superintendent and the Board—although there are some principals and teachers who disagree—are in agreement that we have a responsibility even if the student is disruptive. That could mean any number of things. We have to provide some alternative means of education for the students. You might suspend somebody for a month, and that does not help the situation in his or her education.

It might help the school for him to be out of there. We have not had any real contention about that decree. There are a number of principals who think it is too harsh and difficult to manage. The problem I have is that a number of students who cause the problems do not want to be in school anyway. Suspending them does not punish them, but it gives them a vacation. If you use it in a punitive way, it does not solve that need. There are some who would like not to be out of school, but not for educational reasons: primarily because their friends are in school.

Mr. BURLISON. I think you need the tools to carry on your educational system for the benefit of those who would want an education. I agree with you that we do not want to use that merely as punishment. I am not interested in penalizing a student merely because he is disruptive. I am interested more in insuring that those that do have the incentive and can be encouraged to get an education should be permitted to do so.

RECOGNITION OF STUDENT'S PROBLEMS

Mr. BARRY. This system is very good in the sense that the trend in educational circles is if a person gets out of order rather than deal with the problem or cause of the problem, people push him aside. It is an easy thing to do, whereas this has forced the system to recognize that there are problems and it puts an added responsibility on the principal and teacher and the administration to do that. I think that is good, quite frankly.

AMOUNT OF SUPERINTENDENT'S TIME SPENT ON BUSINESS MATTERS

Mr. TIERNAN (presiding). Doctor, I noticed in response to the Chairman that you said that too much time is required of you on the business side. Is that unique with your position as Superintendent of Schools in the District, or is that a trend throughout the country?

Dr. SCOTT. I think there are two answers, really. Whenever you are engaged in reducing programs you have to spend a lot of time in certain things. In terms of mismanagement itself, it is probably only in those cases where you did not have previously a sound management structure. Mr. Bedford is the Acting Deputy Superintendent for Business Management. That position did not exist a year ago. We created that out of necessity. In other words, all these offices reported to the Vice Superintendent. The accounting, budget, and so on were not integrated in terms of their own budget. Each assistant superintendent reported to one person. Quite often we would be getting conflicting reports from the same units.

NUMBER OF SCHOOL BOARD MEETINGS

Mr. BARRY. I did not say how much time we spend on this. I mentioned earlier we had 104 meetings between January 1972 and 1973.

Mr. TIERNAN. There were 194 meetings of the School Board.

Mr. BARRY. Of the Board and its committees. Ninety percent of the meetings were regular or special meetings. We spent 23 percent of our time in terms of committee or Board in terms of budget and finance; less than 5 percent of our time on things like career education. This year we are trying to drastically shift our priorities in terms of time, so we spend 60 percent of our time on the instructional side. Again a significant part of that time we spent on budget cutting. We were trying to figure out how to cut the budget.

We would spend less on that, as well as listening to the recommendations of the Superintendent on the position of deputy management and some other stuff. That is a problem which we do not like, quite frankly.

SUPPORT STAFF FOR SCHOOL BOARD

Mr. TIERNAN. Let me ask you this, Mr. Barry. Do you have any supportive help? Do you have a secretary for the school committee?

Mr. BARRY. We have a meager staff. I think, title V and regular funds give us 14 people. We have been vacant in our Executive Secretary, which is our top position, since November.

Mr. TIERNAN. You use some of the Superintendent's administrative people.

Mr. BARRY. For some functions. Most of the committee members write the committee reports themselves.

BUDGET PROCESS FOR SCHOOLS

Mr. TIERNAN. Let me ask you this question: How do you arrive at the budget? I assume the Superintendent draws up the budget and submits it to the School Board.

Dr. SCOTT. That is right.

Mr. TIERNAN. In this case, did the School Board approve the budget as you presented it to the School Board or did they make changes and cuts?

Dr. SCOTT. I think this budget represents about the closest the Board and I have ever agreed upon a submission. With certain major changes, the base budget represents pretty much 100 percent consensus between the Board and the Superintendent.

Mr. TIERNAN. The budget that was approved by the school committee went to the Mayor?

Dr. SCOTT. That is right.

Mr. TIERNAN. The Mayor cut the amount you requested?

Dr. SCOTT. That is right.

Mr. BARRY. We asked for $176 million. That was $11 million in new services which we had outlined. It was cut about $7.5 million.

Mr. TIERNAN. So you ended up with $3.5 million of the new.

Mr. BARRY. $3.5 million of the new money.

INCREASE IN PUBLIC SCHOOLS' BUDGET

Mr. TIERNAN. That roughly would have been $172,500,000 for the previous budget. This is a total increase of $3,500,000.

Mr. BARRY. No. It is $3½ million from the $168.3 million. We had $146.5 million for the last fiscal year. But that is really not that, because we had not added our increase in teachers' salaries. The money we are speaking of, 168.3, only 3.5 is above what we have to spend in order to just maintain the present level.

Mr. TIERNAN. I thought you said you got $3.5 million in new money.

Mr. BARRY. That is right.

Mr. TIERNAN. That is included in your total budget request of $168.3 million.

Mr. BARRY. That is right.

Mr. TIERNAN. That is what you are submitting to the committee.

Mr. BARRY. That is what we have to.

Mr. TIERNAN. You submitted to the Mayor $176 million.

Mr. BARRY. That is right.

Mr. TIERNAN. You say it is absolutely necessary that you are funded at the level of $168.3 million, or the new Superintendent is in serious trouble.

Dr. SCOTT. Yes, he or she would be in very serious trouble.

Mr. TIERNAN. I did not mean to restrict it to a male.

Mr. BARRY. The way the process works is that in order for us to get the $176 million the Congress would have to find an additional revenue source for the $7.7 million, because the Mayor submitted a balanced budget. I must say this is the first time in the last 5 or 7 years that the Board of Education or the city government have come even this close in terms of working this out.

We disagreed with the Mayor but it was done in amicable fashion.

Mr. TIERNAN. Does the Mayor suspect you might be getting some of this special revenue sharing?

Mr. BARRY. No.

IDENTIFICATION OF DOLLAR REDUCTIONS

Mr. TIERNAN. On page 7, you say the dollar reductions for the District of Columbia schools have not yet been determined. Is that statement correct as of today?

Dr. SCOTT. That is correct.

Mr. TIERNAN. You have not been able to determine that as of now?

Dr. SCOTT. That is right.

To state for the record, I mentioned the jurisdictional dispute, I don't know about the impoundment issue, which has not been resolved.

RELEASE OF IMPACT AID FUNDS

Mr. TIERNAN. Did you receive some money under the impacted aid that was released?

Dr. SCOTT. Yes, we did get a clearance.

Mr. TIERNAN. Do you still have some coming to you?

Mr. WINNER. Yes. We had a continuing resolution which entitled us to the A money. Of the approximately $4.5 million we had originally anticipated, our estimate now is that we will receive about $3 million. But we have not been given our entitlement by HEW.

Mr. TIERNAN. You are entitled to about $3 million?

Mr. WINNER. Yes.

Mr. TIERNAN. How much have you received of that?

Mr. WINNER. None of it yet. We have not received that entitlement officially. That is simply our own calculation base on the percentages that were announced. The entitlement document itself, which is our authorization to spend the money, has not arrived. There generally is a delay. The payment arrives later.

Mr. TIERNAN. In the morning paper I read that one of my school districts received unexpectedly some money in the mail.

I did not know whether you checked your mail or not. I have no further questions.

I want to concur with my colleague's statement that we are sorry to see you leave.

Dr. SCOTT. Thank you.

Mr. TIERNAN. The chairman has asked that the committee recess until 2 o'clock.

Thank you, gentlemen.

AFTERNOON SESSION

Mr. NATCHER. The committee will come to order.

Mr. Myers?

Mr. MYERS. Thank you, Mr. Chairman. Having missed the general statement this morning, I will pass at this point.

Mr. NATCHER. Mr. Veysey?

Mr. VEYSEY. Mr. Chairman, I was unable to be here this morning. I regret that.

IMPROVEMENT IN READING SKILLS

Perhaps this has been covered. If so, you could tell me.

What are you able to report to us by way of improvement in reading skills on the part of young people in the District schools?

Dr. SCOTT. Congressman, we did deal briefly with that in terms of the standardized achievement tests. Our gains have been basically in the first two grades in terms of months. We have been able to hold our own in order to arrest the decline that had occurred prior to 1970. The system had been on a steady decline in terms of achievement. We have stopped that.

The gains interpreted by the achievement test scores are basically in the first grades, grades 1 and 2, and slight in grade 3. It drops off somewhat in grade 4 and picks up a litttle bit in grade 5 and then again tends to drop off in terms of the increase in grade 6.

Now, we have our criterion reference test which measures specifically our own objectives as well as the standardized achievement test. We are analyzing thoes results right now. The report will soon be out with regard to percentage of each of these objectives, which the students have been able to master.

Basically, we have shown improvement in the primary grades, having still some difficulty in terms of the middle grades. For example, in grade 2, for the fall of 1970, in reading we had a 1.3. In the fall of 1971, the same grade level had a 1.7 rating. That would be a gain of 4 months. In the third grade, it was 2.1 in the fall of 1970; and in the fall of 1971, it was 2.5.

If you look in mathematics, it was 1.2 for the first grade in 1970, and the fall of 1971 it was 1.6. A similar increase of 4 months was recorded for the third grade from 2.2 to 2.6.

So we are making some gain. We are still having problems in the middle area of elementary, in the transition from more direct concentration on the language art and the reading skills.

Mr. VEYSEY. You are reporting some improvement in the lower grades, but still somewhat below norms. Would you attribute that improvement to particular programs that you put in, in the last year or two?

Dr. SCOTT. Yes.

PROGRAMS TO RAISE READING ACHIEVEMENT LEVELS

Mr. VEYSEY. What would those particular programs be?

Dr. SCOTT. No. 1, in the fall of 1970 the school system instituted minimum floors in each of the grade levels. I think grades K through ninth in mathematics and reading, where we say these are the expected performance objectives we have in reading and in math, gave the teachers something across the system to focus on.

Mr. VEYSEY. That is stated in terms of an age level or in terms of specific behavorial level?

Dr. SCOTT. Specific behavorial skills for certain grades. Also, we developed during that time what we call a competitive system in our textbooks. Dr. Guines just gave me a copy from the New York Times as quoting on it. In fact, we are one of the few school systems, but not the only one, where we purchase books from publishing companies on a competitive basis. If their materials appear to be successful, we give them the contract next year. The materials have to prove themselves. They also gear their materials to our behavorial objective. So the books aren't foreign to what we are trying to teach.

Also, the criterion reference test, we must have a means of measuring. We have that, which is geared to our objective. That helps the concentration of the teacher efforts, our staff development efforts, and the curriculum efforts all on the behavorial goals in math and reading.

STAFF DEVELOPMENT PROGRAM FOR TEACHER TRAINING

Related to that also is the fact that our staff development program is geared to helping teachers improve their skills in these areas where they appear to be weak. We can indicate now by the various grade levels what percentage of our students across the system are having difficulty in the acquisition of certain skills. This helps us to concentrate by school and systemwide on certain deficiencies in the acquisition of skills, and to determine whether or not they are actually being properly taught in sufficient amounts of time, and to try to reconcile those two if there appears to be a negative response or no response in that regard. I think this concentration of effort has resulted in a gain.

Again the national norm, if I can briefly explain it, is a hard thing to explain because 50 percent of the population is below it and 50 percent is above it. A national norm for a large urban school system is a very difficult thing to achieve, though we are striving for it. According to this, we were 3 months away from the national norm in the second grade. For instance, our problem has been that we have a large percentage of youngsters whose scores are so low that they pull the total group down in terms of when the scores are dropped. We are trying to really improve the bottom and at the same time increase the top. So that balance will help us out. The high scores are not sufficient to overcome the low scores. So we are trying to concentrate on reducing the very low scores, especially in the upper grades.

It's possible to have a class and have 15 of 30 students above the national norm and still have a class record below the national norm because of the youngsters who are so far below who may pull the top level down. But we are making progress. It's not as rapid as I would like, but it's better than the trend was before.

READING ACHIEVEMENT LEVELS FOR HIGHER GRADES

Mr. VEYSEY. Dr. Scott, you haven't commented very much on any levels except the first three grades. Do you have the achievement results of reading for the other grades?

Dr. SCOTT. Yes. For the fourth grade, it was 3.3 for reading in the fall of 1970 and it was 3.5 in 1971. That was a gain of 2 months. In the

fifth grade it was 4.2 in the fall of 1970 to 4.3 in the fall of 1971. That is a gain of 1 month.

In the sixth grade it was 5.2 in the fall of 1970 and 5.2 in the fall of 1971, so there was no gain in the fall of 1971. These are different groups of students, but it gives you a systemwide average as to where we stand.

In the seventh grade, it was 5.6 in the fall of 1970 and then there was a drop to 5.1 in the fall of 1971. So the group in the fall of 1970 had a better systemwide score than the group in the fall of 1971.

Mr. VEYSEY. Is that a significant change, statistically speaking?

Dr. SCOTT. If we are interested in months, yes, any loss would be significant in that regard. I think a gain of 3 months is significant in terms of when you look at the past history it takes a lot of hard work to bring it up.

Mr. VEYSEY. That was a loss of 5 months in the case of the seventh graders.

Dr. SCOTT. It deals with the population. It's not the loss in the same group of students.

Mr. VEYSEY. I understand. But the gain would also be the same.

Dr. SCOTT. It speaks to what was perhaps the instructional program previously for that group when it was in the fourth grade as well. I am saying that these youngsters you are measuring—let me see if I can give you an example of what I am speaking of here. Our youngsters in the third grade in the fall of 1971 were 2.5. My hope would be that as they move and progress through the system, that at the best they not lose that half a year being away and certainly not accumulate a greater deficiency more than a year. In other words, not let the deficiency compound itself and become accumulative in that sense.

One reason we haven't been able to do that in the middle grades is because the system hasn't been applicable to them. This is now probably their third year and a strike interfered with the instructional process in September. This school year would be a very difficult one to give a fair assessment of performance.

EIGHTH GRADE READING LEVELS

Mr. VEYSEY. Did you report the eighth grade levels?

Dr. SCOTT. It was 6.5 in the fall of 1970, and 6.1 in the fall of 1971. The ninth grade was 7.2 in 1970 and 7.1 in the fall of 1971. Again, in terms of instruction, we appear to be far more successful in a comprehensive reformation, you might say, in the earlier grades. Primary teachers tend to lend themselves better to give methods and new materials than as you progress through the school system.

Mr. VEYSEY. Thank you very much for that information.

FEDERAL AND PRIVATE GRANTS

Mr. NATCHER. Dr. Scott, first we want to discuss the Federal and private grants, the total estimate of the amount you will receive in fiscal years 1973 and 1974. If you will provide the information for the record by budget program, both in terms of money and positions, similar to that which appears on pages 920 through 923 of last year's hearings, we would appreciate it.

Dr. SCOTT. All right.

[The information follows:]

PUBLIC SCHOOLS—PRIVATE GRANT SUMMARY

Funding agency and grant title	1970	1971	Amount of grant 1972	1973
1. Eugene and Agnes Myer Summer Fellowship	$25,500			
2. Stern Foundation—Teacher innovation fund	8,000			
3. Rockefeller Foundation Urban Studies—Summer program	23,000			
4. Board of Education—Jeanne Buell Memorial	8,054	$7,327		
5. Queen Ferry Coonley Foundation	2,916			
6. Mott Foundation—Community school project	50,000	100,000		
7. National Science Foundation and data processing in secondary schools		13,100		
8. Myer Foundation—Purchase of buses		20,000		
9. Myer Foundation—Memorial fund contribution		2,500		
10. Myer Foundation—Lercestershire demonstration classroom		10,000		
11. Anonymous donor through the Washington School of Psychiatry		5,000		
12. Myer Foundation—Creative arts program		7,000	$10,000	
13. Strong Foundation—Creative arts program		10,000		$15,000
14. American Council on German Studies—German pilot program in junior high schools		15,000		15,000
15. National Science Foundation—Data processing (Anacostia project)		129,196	129,200	
16. Educational Foundation Laboratory—Training center for open space schools		35,000		
17. Ford Foundation management study			87,000	
18. Rockefeller grant administrative internship program			149,642	
19. Rockefeller grant (planning grant for administrative internship)			5,000	
20. Instructional TV program			22,000	
21. Planning grant for J. Hayden Johnson Junior High School (Kettering Foundation)		800		
22. Urban Service Corps (motor vehicle)				12,000
Total private grants	117,470	354,923	402,842	42,000

DISTRICT OF COLUMBIA PUBLIC SCHOOLS—FEDERAL GRANT ASSISTANCE, AGENCYWIDE FOR FISCAL YEARS 1972–74

Grant title or object class allocation	Source	Obligations 1972 actual	1973 estimates	1974 estimates
Impact aid	Department of Health, Education, and Welfare.	$7,772.4	$4,132.9	$4,132.9
Title I	do	6,733.9	7,977.9	7,938.4
Title II	do	182.0	291.5	291.5
Title III	do	638.4	807.2	807.2
Title IV	do	944.0	2,250.0	2,250.0
Title IV, planning and evaluation of educational programs.	do	55.5		
Title IV, reading utilization	do	71.0	87.1	87.1
Title V	do	246.0	299.5	299.5
Title VI–B	do	163.2	200.0	200.0
Title VI–C, deaf and blind	do	41.6	51.4	51.4
Title VI–C, high impact	do	61.0	75.0	75.0
Title I, II, III, diagnostic prescriptive	do	192.0	235.0	235.0
National Defense Education Act	do	106.0	130.3	130.3
Vocational education	do	1,251.9	1,533.9	1,533.9
K–12 career development programs	do	90.2	110.7	110.7
Adult basic education	do	230.3	282.8	282.8
Portal school	do	366.4	500.6	500.6
Education Professions Development Act	do	1,082.5	1,261.8	1,261.8
Fellowships for teachers of handicapped children.	do	52.1	64.4	64.4
Amendment to title I, Public Law 89–313	do	452.4	554.5	554.5
Amendment to title I, Public Law 89–750	do	319.2	393.7	393.7
Project Bull's Eye	do	61.0		
Program for the Spanish-speaking community	do	101.8	125.0	125.0
Follow Through program—Nichols Ave	do	230.1	282.0	282.0
Follow Through program—Morgan	do	200.0	245.4	245.4
Preschool—Model school	do	405.2	499.1	499.1
Preschool—Anacostia	do	427.4	525.8	525.8
Minicourse demonstration program	do	163.2	20.0	20.0
Food services	Department of Agriculture	2,159.6	2,644.9	2,644.9

DISTRICT OF COLUMBIA PUBLIC SCHOOLS—FEDERAL GRANT ASSISTANCE, AGENCYWIDE FOR FISCAL YEARS 1972–74—Continued

Grant title or object class allocation	Source	Obligations 1972 actual	1973 estimates	1974 estimates
Neighborhood Youth Corps	Department of Labor	20.2	25.0	25.0
Widening Horizon	do	6.5	8.8	8.8
Manpower Development and Training Act of 1962	do	883.0	1,081.8	1,081.8
Manpower State direction and supervision	do	59.4	73.2	73.2
Work incentive program	do	310.8	381.8	381.8
Emergency Employment Act	do	244.2	300.0	300.0
Driver education program	Department of Transportation	48.8	60.0	60.0
Harrison community school	Department of Housing and Urban Development.	327.5	404.7	404.7
Adult demonstration center	do	452.4	554.6	554.6
Model Cities summer earn and learn program	do	500.0		
Electronic surveillance system	Department of Justice	65.2	80.5	80.5
Civil Defense education program	Department of the Army	22.0	27.3	27.3
Instructional Development Agency	Department of Health, Education, and Welfare.	18.5	21.0	21.0
Total		27,758.8	28,601.1	28,561.6

Impact Aid to Schools

Mr. Natcher. In addition, Dr. Scott, please update the information on impact aid that appears in last year's hearings on pages 925 through 933.

[The information follows:]

1973–74

DISTRICT OF COLUMBIA PUBLIC SCHOOLS FEDERAL GRANTS

Legend:

A—Title I
B—Title III
C—Title IV
D—Title V
E—Title II
F—Title VI
G—HEW (other)
H—Agriculture
I—Impact Aid
J—HUD
K—Labor Department
L—Transportation Department
M—Department of the Army
N—Department of Justice

FY 1973-74 FEDERAL GRANTS

Fund Source	Budget Activity	Positions	Personnel Compensation	Personnel Benefits	Travel & Trans.	Rent, Comm. & Utilities	Printing & Reproduction	Other Contr. Svcs.	Supplies & Materials	Equip.	Total
	ELEMENTARY EDUCATION										
A	Learning Centers	483 (14)	3,154.1	300.0	...	...	...	184.3	...	...	3,638.4
A	Follow-Thru (Morgan)	5	30.0	2.5	...	...	...	2.0	...	...	34.5
A	Follow-Thru (Nichols)	5 (1)	34.4	2.8	...	...	...	.8	...	...	38.0
A	Non-Public Schools Learning Centers	23	238.0	19.7	2.3	...	...	1.2	6.0	5.9	273.1
G	Follow-Thru (Nichols/Morgan)	47 (27)	347.8	29.2	22.4	...	...	102.0	4.0	22.0	527.4
G	Mini Course Demon. Center	1	5.6	.6	.8	.2	.3	10.3	2.2	...	20.0
G	Preschools (Anacostia-Model)	102	873.0	56.3	5.6	10.3	.5	25.1	51.3	2.8	1,024.9
I	Elementary School Operations	25	133.2	11.1	...	...	...	...	...	...	144.3
I	Prekindergarten	49	454.2	18.3	...	...	...	...	...	...	472.5
I	Adams-Morgan Prekindergarten	5	44.3	2.1	...	...	...	...	...	...	46.4
I	Adams-Morgan Community Board	...	...	...	.5	...	.5	1.0	...	...	2.0
	Sub-Total	745 (42)	5,314.6	442.6	31.6	10.5	1.3	326.7	63.5	30.7	(6,221.5)
	JUNIOR HIGH										
A	Learning Centers	89	808.0	50.0	...	...	...	54.2	...	...	912.2
	Sub-Total	89	808.0	50.0	...	...	...	54.2	...	...	(912.2)
	SENIOR HIGH										
B	Designing & Implementing Program Little School Component	1 (1)	6.8	.4	.3	.3	...	1.9	2.7	13.4	25.8
B	Expansion of School W/O Walls	2 (10)	32.1	2.0	2.0	...	.8	6.5	.5	.8	44.7
H	Driver Education	...	...	...	...	...	...	...	...	60.0	60.0
I	Spingarn STAY School	7	126.4	8.1	1.5	.2	...	...	2.0	2.9	141.1
I	School W/O Walls	1	9.5	.8	2.7	30.0	.8	6.0	3.8	2.8	56.4
I	Secondary Education Task Force	...	1.7	...	...	...	...	3.3	...	...	5.0
	Sub-Total	11 (11)	176.5	11.3	6.5	30.5	1.6	17.7	9.0	79.9	(333.0)

FY 1973-74 FEDERAL GRANTS

Fund Source	Budget Activity	Positions	Personnel Compensation	Personnel Benefits	Travel & Trans.	Rent, Comm. & Utilities	Printing & Reproduction	Other Contr. Svcs.	Supplies & Materials	Equip.	Total
	FOOD SERVICES										
H	School Lunch Program	13	285.0	24.8	5.0	...	8.0	160.0	2,131.8	30.3	2,644.9
I	Food Services Administration	1	11.5	.9	...	...	...	...	...	...	12.4
I	Breakfast Program	(175)	128.1	11.6	...	...	...	...	65.0	...	204.7
	Sub-Total	14 (175)	424.6	37.3	5.0	...	8.0	160.0	2,196.8	30.3	(2,862.0)
	INSTRUCTIONAL SUPPORT										
A	Administration & Supervision	7	72.4	6.1	1.0	...	1.5	2.0	2.5	1.0	86.5
A	Audio Visual Services	6	52.1	4.3	.1	...	2.7	...	...	2.8	62.0
A	Staff Development	27	300.0	26.8	58.8	...	30.0	237.9	...	...	653.5
A	Pupil Personnel	130	942.7	100.0	9.0	32.0	1.5	10.0	4.5	2.5	1,102.2
B	Montessori Preschool	2	18.3	1.7	1.0	...	...	4.0	2.5	.5	28.0
B	Parent Partners-Aiton	3	25.4	2.0	.4	.2	.4	14.5	1.1	...	44.0
B	Guidance, Counsel and Testing	...	...	...	...	...	...	13.5	11.5	...	25.0
B	Program Funds Reserved By U.S. Commissioner	...	...	...	...	...	...	...	..	...	77.9
B	The World Is Your Museum	...	...	...	...	...	...	39.2	...	...	39.2
C	REND (Response To Educational Needs)	35 (125)	1,046.3	83.3	13.5	69.7	...	956.2	49.5	31.5	2,250.0
E	Library Resources	4	43.3	4.3	...	...	...	...	84.6	159.3	291.5
G	Portal Schools	34	185.2	11.6	4.9	.5	.4	297.8	.2	...	500.6
G	Attract. & Qualifying Teachers To Meet Critical Shortage (EPDA)	3	42.7	3.8	13.3	...	...	230.7	.5	...	291.0
G	Drug Education Training	1	2.2	.1	...	.3	...	19.0	1.6	...	23.2
G	Center For Educational Advancement (EPDA)	15	169.0	15.3	4.7	20.5	2.9	104.0	13.0	...	329.4
G	Bilingual Educational Training Center	3	26.6	2.8	1.5	...	1.0	41.9	4.1	...	77.9
G	Senior High Program	1	16.2	1.3	...	...	...	162.5	...	...	180.0
G	Diagnostic Prescriptive Center	8	51.0	5.8	2.2	11.4	.4	145.0	5.2	14.0	235.0
I	Tuition Act Enforcement	2	19.7	1.7	...	...	...	...	...	...	21.4
I	Associate Superintendent, Instruction	5	58.8	3.7	...	...	...	...	.5	.5	63.5
I	Staff Development	1	11.5	1.0	...	...	...	...	...	...	12.5
I	Pupil Personnel Services	2	27.9	2.3	...	...	...	...	...	...	30.2
M	Civil Defense Act Funds	1 (1)	23.8	2.2	.3	.5	...	...	.5	...	27.3
	Sub-Total	290 (126)	3,135.1	280.1	110.7	135.1	40.8	2,278.2	181.8	212.1	(6,451.8)

FY 1973-74 FEDERAL GRANTS

Fund Source	Budget Activity	Positions	Personnel Compensation	Personnel Benefits	Travel & Trans.	Rent, Comm. & Utilities	Printing & Reproduction	Other Contr. Svcs.	Supplies & Materials	Equip.	Total
	ADULT AND CONTINUING EDUCATION										
A	Harrison Community School	5	42.4	3.3	...	...	...	...	1.6	...	47.3
A	Urban Service Corp	8	48.3	4.0	.5	.6	.5	47.0	.5	.4	101.8
A	Environmental Outdoor Lab	(17)	16.5	1.0	.5	3.0	...	18.7	...	2.8	42.5
A	Garnet-Patterson Comm. School	(5)	25.6	2.1	.5	.1	...	...	1.7	...	30.0
A	Morgan Community School	8	63.9	5.3	...	...	...	...	...	...	69.2
G	Adult Basic Education Act	21	240.3	17.7	1.7	.7	4.0	8.8	2.5	8.0	283.6
J	Harrison Community School	17	329.0	31.0	10.3	17.5	...	5.9	8.1	2.9	404.7
J	Adult Education Demonstration Center	60 (7)	460.5	52.0	5.0	...	...	21.7	13.3	2.1	554.6
J	Dunbar Internship Program	7	43.8	3.4	...	...	...	91.2	.3	.3	139.0
	Sub-Total	126 (29)	1,270.2	119.8	18.5	21.9	4.5	193.3	28.0	16.5	(1,672.7)
	SPECIAL EDUCATION										
A	Department of Special Education	34	300.0	26.7	1.5	...	1.0	...	8.8	4.9	342.9
B	15% Education of Handicapped	(5)	16.4	1.5	.8	.5	.5	38.7	4.0	3.8	66.2
B	Program Funds Reserved Pending FY 73 Project	...	...	...	...	...	...	...	...	...	261.4
B	Webster's Girls School	(5)	9.2	.8	8.3	...	...	16.6	11.0	4.1	50.0
F	Developmental Center For Special Education	14	151.0	13.7	3.0	1.0	2.0	...	17.3	12.0	200.0
G	Education of Neglected Children (ESEA P.L. 89-750)	...	...	...	...	...	...	379.1	...	...	379.1
G	Fellowship for Teachers of Handicapped Children	...	...	...	...	...	...	64.4	...	...	64.4
G	Aid To Children In School For Handicapped (ESEA P.L. 89-313)	...	...	...	...	...	...	525.1	...	...	525.1
	Sub-Total	48 (10)	476.6	42.7	13.6	1.5	3.5	1,023.9	41.1	24.8	(1,889.1)
	FACILITIES										
I	Other Building Operations	3	24.9	2.1	...	...	...	40.0	...	...	67.0
N	Electronic Surveillance Equipment	...	...	...	...	...	...	...	...	60.0	60.0
	Sub-Total	3	24.9	2.1	...	...	...	40.0	...	60.0	(127.0)

FY 1973-74 FEDERAL GRANTS

Fund Source	Budget Activity	Positions	Personnel Compensation	Personnel Benefits	Travel & Trans.	Rent, Comm. & Utilities	Printing & Reproduction	Other Contr. Svcs.	Supplies & Materials	Equip.	Total
	CAREER DEVELOPMENT										
A	Widening Horizons	2 (11)	44.8	3.3	5.3	...	1.0	1.0	1.9	.4	57.7
A	Career Development Component	13	72.7	6.0	3.0	...	8.9	...	27.4	10.0	128.0
G	Guidance (Vocational Ed.)	11	124.4	7.5	...	...	...	...	...	...	131.9
G	Secondary Education (Vocational Education)	5	48.5	4.8	3.0	...	...	64.2	...	24.5	145.0
G	Post Secondary (Vocational Education)	9	97.9	9.8	...	...	...	...	...	43.9	151.6
G	Adult Vocational Education	2	30.8	.3	...	...	...	...	...	...	31.1
G	Disadvantaged (Vocational Education)	10	112.8	10.0	...	...	...	8.6	...	20.2	151.6
G	Phy. Handicapped (Vocational Education)	8	96.4	3.8	...	...	...	.9	...	...	101.1
G	Research & Training (Vocational Education)	2	8.7	...	...	...	...	15.0	...	...	23.7
G	Exemplary Program (Vocational Education)	...	...	...	2.0	...	...	93.5	10.0	3.0	108.5
G	Consumer Homemaking (Vocational Education)	...	58.5	...	...	...	...	...	...	9.0	67.5
G	Cooperative Education (Vocational Education)	15	89.2	8.9	...	...	...	110.1	...	19.7	227.9
G	Ancillary Services (Vocational Education)	16	168.8	6.9	5.3	...	5.8	100.7	7.0	4.0	298.5
G	Disadvantage-State Program	3	32.9	3.0	...	...	...	16.0	...	.7	52.6
G	Work Study (Vocational Education)	...	19.2	...	...	...	...	...	...	...	19.2
G	Guidance & Counseling	1	15.5	...	2.1	...	...	3.0	3.1	...	23.7
G	K-12 Career Development Program	5	65.4	5.2	4.0	.3	...	16.2	12.6	7.0	110.7
I	MDTA Skills Center (Matching)	...	...	...	...	100.0	...	...	...	...	100.0
I	Work Scholarship Program	2 (500)	157.1	17.4	...	...	...	1.6	.3	...	176.4
I	NYC	2 (3)	45.6	5.1	...	...	...	...	1.5	...	52.2
K	Emergency Emp. Act	40	275.1	24.9	...	...	...	...	...	...	300.0
K	Work Scholarship (NYC)	8	22.3	2.7	...	...	...	...	...	...	25.0
K	State Direction & Supervision	6	61.6	6.9	.8	...	2.4	...	...	1.5	73.2
K	MDTA	61	553.4	53.6	...	...	...	...	...	...	607.0
	Sub-Total	221 (514)	2,201.6	180.1	25.5	100.3	18.1	430.8	63.8	143.9	(3,164.1)

FY 1973-74 FEDERAL GRANTS

Fund Source	Budget Activity	Positions	Personnel Compensation	Personnel Benefits	Travel & Trans.	Rent, Comm. & Utilities	Printing & Reproduction	Other Contr. Svcs.	Supplies & Materials	Equip.	Total
	CENTRAL SERVICES & MANAGEMENT										
A	Research & Evaluation	4	48.5	4.0	1.5	...	1.6	151.8	.6	...	208.0
A	Department of Federal Programs	9	118.6	9.9	2.7	7.0	2.0	7.3	.5	2.0	150.0
B	Division of Planning, Research & Evaluation	...	...	...	...	...	...	...	4.1	.9	5.0
B	Department of Federal Programs	6	72.2	5.9	1.5	3.0	7.5	46.9	1.0	2.0	140.0
D	Department of Federal Programs	5	62.4	5.2	...	...	...	1.6	...	...	69.2
D	Superintendent's Office	3	59.8	5.0	1.0	...	1.5	5.3	...	...	72.6
D	Board of Education	11	114.6	8.9	5.5	...	2.0	5.0	1.0	...	137.0
D	Division of Personnel	1	19.1	1.6	...	...	...	...	...	...	20.7
	Sub-Total		495.2	40.5	12.2	10.0	14.6	217.9	7.2	4.9	(802.5)
I	Department of Adult & Continuing Education	2	25.7	.8	...	...	...	...	...	...	26.5
I	Planning, Research & Evaluation	7	99.5	4.6	...	...	...	...	...	...	104.1
I	Superintendent's Office	3	27.4	2.3	...	...	...	28.1	...	...	57.8
I	Security Services	17	212.5	17.6	4.2	...	...	1.5	.2	5.0	241.0
I	Public Information	4	60.3	5.0	.6	.5	15.5	.7	1.5	...	84.1
I	Board of Education	...	...	...	...	...	...	5.0	...	...	5.0
	Sub-Total		425.4	30.3	4.8	.5	15.5	35.3	1.7	5.0	(518.5)
I	Department of Federal Programs	14	154.5	9.1	1.0	25.0	6.5	...	2.0	...	198.1
I	Personnel Services	8	93.5	6.6	...	...	...	...	...	...	100.1
I	Personnel Committee (RIF)	3	59.7	4.9	...	...	...	...	...	...	64.6
I	Department of Buildings and Grounds	4	53.1	4.4	...	70.4	...	...	...	...	127.9
I	Department of Business Administration	1	10.2	.8	...	...	...	...	...	...	11.0
I	Supply Management	5	54.5	4.5	...	...	...	...	...	...	59.0
I	Services Section	11	99.8	8.2	...	...	...	...	...	...	108.0
I	Transportation of Students	41	361.2	29.9	250.0	...	...	...	24.5	15.0	680.6
I	Warehouse & Distribution	6	47.8	4.4	...	...	...	...	...	...	52.2
I	Equipment Maintenance	6	59.9	5.0	...	...	...	...	...	...	64.9
I	Data Automation	4	35.8	3.0	...	...	...	7.0	...	...	45.8
I	Position Control	2	16.2	1.4	...	...	...	10.0	...	30.0	57.6

FY 1973-74 FEDERAL GRANTS

Fund Source	Budget Activity	Positions	Personnel Compensation	Personnel Benefits	Travel & Trans.	Rent, Comm. & Utilities	Printing & Reproduction	Other Contr. Svcs.	Supplies & Materials	Equip.	Total
	CENTRAL SERVICES & MANAGEMENT (CONTINUED)										
I	Budget Office	14	167.3	13.9	...	...	...	...	...	...	181.2
I	Accounting Office	17	208.8	17.3	...	...	...	...	...	...	226.1
I	Payroll Office	3	21.2	1.8	...	...	...	...	...	...	23.0
	Sub-Total	211	1,443.5	115.2	251.0	95.4	6.5	17.0	26.5	45.0	2,000.1
											(3,321.1)
	CAPITOL PAGE SCHOOL										(136.3)
	REIMBURSEMENT VOCATIONAL EDUCATION										(1,510.3)
	GRAND TOTAL	1,758 (907)									(28,601.1)

SHIFT FROM FEDERAL TO DISTRICT FUNDING

Mr. NATCHER. Are there any items in the budget in fiscal year 1974 to finance programs previously funded from Federal resources? In other words are there any programs in the present budget before the committee that up to this time have been funded by the Federal Government?

Dr. SCOTT. In the 168.5 million there is $500,000 in a transfer from the impact aid budget to the regular budget. It includes basically transfer of management services to the regular budget.

Mr. NATCHER. Are there any other programs involved that you know of?

Dr. SCOTT. No.

SCHOOL BOUNDARIES

Mr. NATCHER. What about school boundaries? What is the situation now? I believe you had a committee working on school boundaries last year.

Dr. SCOTT. That is right.

Mr. NATCHER. What do we have now, Dr. Scott? Any time you or Mr. Barry want to refer to the backup witnesses, don't hesitate.

Dr. SCOTT. The school boundary committee is due to submit to me a report hopefully to get to the committee of the Board this month. We have established guidelines on how to approach a boundary with regard to distribution of students to equalize the workload of various school units or their capacity to handle that. I should get that report to the Board late this month.

Mr. NATCHER. Give Mr. Silsby the necessary information in regard to the school boundaries so he can insert it in the record, please.

[The information referred to follows:]

GUIDELINES FOR BOUNDARY CHANGES

The boundaries of the District of Columbia Public School System are set or changed when the following conditions are present:

1. New construction: Boundaries set for new school buildings and/or new additions to a school are drawn with every effort to include students nearest to the structure. Block counts are made to determine the number of students living in a given geographic area. Consideration is given to housing construction within an area.

2. Overcrowded conditions: Boundaries are changed when overcrowded conditions exist in a given school. In unusual cases where boundary changes will not suffice, other methods such as busing are recommended.

3. Population trends: Boundaries are adjusted as population trends dictate.

4. Equalizing enrollments: Boundaries are adjusted when a school(s) in an area becomes crowded while adjacent schools are under capacity.

In addition to the above guidelines the following factors are taken into consideration:

1. Natural boundaries between schools.
2. Dangerous thoroughfares.
3. Distances to be traveled.
4. Socioeconomic integration (in accordance with court orders).

Procedures followed by the Boundary Committee were as follows:

1. Received student enrollment projections for 1972–73 from principals.

2. Projections reconciled with the figures submitted to the committee by the Research Department and the Department of Buildings and Grounds.

3. Compared corrected projections with building capacity figures, using for elementary school 30:1 ratio and for secondary schools 20:1 for regular classrooms and 18:1 for home economics and shop classes.
4. Reviewed total picture in consultation with principals involved and where possible recommended adjustments to approximate the norm for capacity enrollment ratio.
5. Set up boundary hearings for each affected community, notifying parents and board members in writing concerning proposed changes.
6. Revised proposals on the basis of substantial input from the community, meeting with them a second time when necessary.
7. Submitted final document based on input received through above procedures to the Superintendent.

PUPIL-TEACHER RATIOS

Mr. NATCHER. Have there been any revisions in pupil/teacher ratios since last year?

Dr. SCOTT. Yes. The budget provides for the secondary reduction in elementary, hopefully, to reduce it to 25.2:1.

Mr. NATCHER. 25.2:1?

Dr. SCOTT. Right.

Mr. NATCHER. That is in elementary?

Dr. SCOTT. That was in elementary, right.

Mr. NATCHER. What about secondary?

Mr. WINNER. One of the things that the budget proposes to do in secondary is, first of all, add money to provide full funding for the positions that have previously been authorized, but because of a vacancy adjustment, they have had to be held vacant. That involves some 48 positions.

It also adds 102 new positions to the junior and senior high schools, which will reduce the pupil/teacher ratio next year to approximately 26:1.

Mr. BARRY. There have been a couple of things in the secondary that ought to be looked at. Previously we had taken on the 26:1 to get the number of teachers to give us that ratio. But we are moving to a planning budget where we can see exactly what number of teachers are teaching what subjects. We are trying to equalize by subject matter now.

In secondary, we found it unreal in the teaching corps to keep that 2 percent vacancy rate. In other areas you can do that, but when you don't have a regular teacher there you have a substitute, so it still comes out that you will find an increase in money because the 2 percent is just for the vacancy in junior and senior high school.

TABLES ON PUPIL-TEACHER RATIOS

Mr. NATCHER. If you will please, update the tables in last year's hearings at pages 935 through 945, showing Board approved ratios and also pupil/teacher ratios from 1954–55 down to those estimated for 1972–73.

[The information follows:]

STAFFING RATIOS APPROVED BY THE DISTRICT OF COLUMBIA BOARD OF EDUCATION AND STAFFING RATIOS BASED ON, REGULAR BUDGET AUTHORIZED POSITIONS; AND, BASED ON REGULAR AND FEDERAL AUTHORIZED POSITIONS, FISCAL YEAR 1972

Type of position	Board approved	Regular budget authorized positions	Regular and Federal authorized positions
ELEMENTARY			
Classroom teachers:			
Prekindergarten teachers	40:1 (30:1 [1])	49:1	25:1.
Kindergarten teachers	60:1 maximum; equals 30 per class 40:1.[1]	42:1	42:1.
Grades 1–6	25:1 maximum	28:1	26:1.
Professional support:			
Librarians	1 administrative unit:1	1.1:1	1.141.
Counselors	750:1 (300:1 [1])	685:1	644:1.
Reading specialists	1 per school plus additions for special needs.	1 school:1.1	1 school:1.1.
Language art teachers	No ratio established	3983:1	3983:1.
Art teachers	800:1	1168:1	1168:1.
Vocal music teachers	800:1	1168:1	1168:1.
Instrumental music teachers	5 administrative units:1	5.1 administrative units:1	5.1 administrative units:1.
Physical education teachers	500:1 [1]	730:1	730:1.
Foreign language teachers	225:1	188:1 actual students served. 497:1 total number of 5th and 6th grade students.	188:1 actual students served. 497:1 total number of 5th and 6th grade students.
Science teachers	800:1	782:1	782:1.
Mathematics teachers	800:1	2038:1	2038:1.
Paraprofessional support:			
Prekindergarten	No ratio established	51:1	25:1.
K–6	do	None	310:1.
Reading assistants (Anacostia project).	do	do	
Local school management:			
Principals	1 per administrative unit	1 administrative unit:1	1 administrative unit: [1].
Assistant principals	1 per school	2.6 school:1	2.6 school:1.
Administrative aides	1 clerk per school plus and additional clerk in schools over 800 enrollment.	1.3 clerks:1	1.4 clerks:1.
SECONDARY			
Classroom teachers	25:1 academic, 18:1 shop	25.9:1 (overall)	25.6:1 (overall).
Professional support:			
Librarians	1 school:1 [1]	1 school:1.1	1 school:1.1.
Counselors	300:1 [1]	399:1	328:1.
Paraprofessional support	No ratio established	649:1	425:1.
Local school management:			
Principals	1 per school	1.02 schools:1	1 school:1.
Assistant principals	2 per school plus additional for special needs.	1 school:2.7	1 school:2.7.
Administrative clerks	1 school:2 clerks, 1,200:3 clerks.	1 school:2.4	1 school:3.2.
CAREER DEVELOPMENT			
Classroom teachers:			
Vocational high school:			
Academic	25:1	23.2:1	22.5:1.
Technical	15:1	16:1	16:1.
Professional support:			
Vocational high schools:			
Librarians	1 school:1	1 school:1	1 school:1.
Counselors (guidance)	400:1, 300:1 [1]	542:1	542:1.
Counselors (job)	1 per school [1]	1 school:1	1 school:1.
Senior high school:			
Adviser	No ratio established	None	1 school:1.
Coordinators	do	do	1 school:1.
Paraprofessionals: Teacher aides	do	1 school:2, (270:1)	1 school:3 (181:1).
Local school management:			
Principals	1 per school	1 per school	1 per school.
Assistant principals	1 per school plus additional for special needs.	1.3 school: 1	1.3 school: 1.
Clerks	1 school: 2	1 school: 1.4	1 school: 1.4.

See footnotes at end of table.

STAFFING RATIOS APPROVED BY THE DISTRICT OF COLUMBIA BOARD OF EDUCATION AND STAFFING RATIOS BASED ON, REGULAR BUDGET AUTHORIZED POSITIONS; AND, BASED ON REGULAR AND FEDERAL AUTHORIZED POSITIONS, FISCAL YEAR 1972—Continued

Type of position	Board approved	Regular budget authorized positions	Regular and Federal authorized positions
SPECIAL EDUCATION			
Classroom teachers:			
Crippled, other health impaired (Sharpe Health School).	No ratio established	8:1	8:1.
Deaf, hard of hearing classroom	8:1	4:1 [2]	4:1. [2]
Blind, partially sighted:			
Classroom	8:1	7:1	7:1.
Supportive	No ratio established	9:1 [2]	9:1. [2]
Children with learning disabilities		2:1	2:1.
Mentally retarded:			
Classroom	8:1	6:1	6:1.
Supportive	No ratio established		
Elementary		20:1 [2]	20:1. [2]
Secondary		24:1 [2]	24:1. [2]
Emotionally disturbed, socially maladjusted.	8:1		
Boys junior-senior high		6:1	6:1.
Supportive		8:1 [2]	8:1. [2]
Prekindergarten, kindergarten for handicapped.	No ratio established	7:1 [2]	7:1. [2]
Professional support:			
Counselors	No ratio established for special education.	3 school:1	3 school:1.
Psychologists		5 school:1	5 school:1.
Social workers		do.	Do.
Physical education teacher		3 school:1	3 school:1.
Vocational education teacher		47:1 (1 school)	47:1 (1 school).
Para professional:			
Teacher aides (mentally retarded classes).	No ratio established	25:1	25:1.
Educational aides (mentally retarded and rubella classes).		35:1	26:1.
Local school management:			
Principal and/or assistant principal.		1 per school	1 per school.
Administrative clerks	1 per school	1.7 school:1	1.7 school:1.

[1] Board-union agreement.
[2] Statistical data obtained from the Department of Special Education.

Source: Based on enrollment figures reported in "Pupil Membership in Regular Day Schools on Oct. 21, 1941."

PUPIL-TEACHER RATIOS BASED ON AVERAGE DAILY MEMBERSHIP IN REGULAR DAY SCHOOL CLASSES, 1954-55 THROUGH 1970-71

School year	Elementary schools, grades 1 to 6	Junior high schools		Senior high schools	
		Academic classes	Shop and home economics	Academic classes	Shop and home economics
1954-55	35.5	26.6	16.5	22.6	16.9
1955-56	35.7	26.3	16.0	22.1	17.6
1956-57	34.2	24.6	14.5	22.3	16.7
1957-58	33.2	24.7	15.3	24.0	18.0
1958-59	32.9	25.3	15.8	23.9	17.5
1959-60	32.0	26.8	16.5	23.7	17.0
1960-61	31.3	27.2	16.8	23.8	16.7
1961-62	31.5	27.5	17.3	24.4	17.2
1962-63	31.5	27.3	16.7	26.3	18.2
1963-64	30.6	25.9	17.2	26.5	17.9
1964-65	30.0	26.0	15.8	26.3	15.0
1965-66	30.3	26.1	16.8	24.6	18.8
1966-67	28.8	23.7	13.4	23.8	16.7
1967-68	28.4	19.8	11.6	19.1	13.8
1968-69	28.9	20.9	13.1	18.8	13.7
1969-70	25.1	23.1	14.1	17.1	13.1
1970-71	24.8	23.8	16.3	21.1	17.2

Comparative Pupil-Teacher Ratios

Mr. Natcher. Also, please update the table in last year's hearings at page 947, giving pupil-teacher ratios in other cities.

[The table follows:]

PUBLIC SCHOOLS OF THE DISTRICT OF COLUMBIA

A COMPARISON OF AVERAGE CLASS SIZE AT ELEMENTARY AND SECONDARY SCHOOL LEVELS FOR 8 SELECTED URBAN AND METROPOLITAN SUBURBAN SCHOOL SYSTEMS FOR FISCAL YEAR 1972 AND 1973

	Elementary		Secondary	
	1972	1973 (estimated)	1972	1973 (estimated)
Atlanta	23.0	26.0	17.0	23.0
Baltimore	34.9	(1)	32.3	(1)
Boston	25.0	25.0	22.0	22.0
Cleveland	31.3	31.3	29.5	29.5
Milwaukee	31.1	30.0	29.2	26.8
San Francisco	24.2	25.0		
St. Louis	26.2	26.2	21.8	21.8
Washington, D.C	28.0	27.4	26.0	26.9
Suburban school systems:				
Arlington	25.4	25.7	19.7	19.5
Alexandira	25.0	25.0	N.A.	(1)
Fairfax	29.0	(1)	27.3	(1)
Falls Church	21.1	20.1	12.5	11.8
Montgomery	27.7	27.0	(1)	(1)
Prince Georges	29.0	29.0	25.0	25.0

[1] Not available.

Source: Responses to the Departments of Research and Evaluation questionnaire sent to large city and District of Columbia metropolitan area public school systems, fall, 1972.

School Construction Projects

Mr. Natcher. In addition, please update the information on pages 949 through 953 of last year's hearings regarding school construction projects.

[The information follows:]

DISTRICT OF COLUMBIA PUBLIC SCHOOL CONSTRUCTION 1961–73

	Fiscal year completed	Number of rooms	Appropriation
ELEMENTARY SCHOOLS			
Lenox addition	1961	9	$478,300
Maury addition	1961	8	898,200
Rudolph addition	1961	16	751,000
Miner	1961	24	1,322,700
Whittier addition	1961	15	539,800
Wilson, J. O	1961	29	1,892,300
Barnard addition	1962	13	577,000
Houston	1962	31	1,322,200
Kenilworth addition	1962	7	168,000
Watkins	1962	29	1,390,000
Woodridge addition	1962	4	288,000
Lewis	1963	23	1,385,000
Bancroft addition	1963	9	421,154
Meyer	1964	34	1,118,726
Garrison replacement	1965	34	1,141,694
Harris	1965	31	1,019,770
Bunker Hill addition	1965	14	403,500
Green	1965	26	1,028,000
Rudolph addition	1965	6	212,312
Hendley addition	1966	7	279,485
Green addition	1966	8	210,000
Kimball addition	1966	14	654,000
Raymond addition	1966	17	820,000
Gibbs	1967	34	1,964,000

See footnotes at end of table.

DISTRICT OF COLUMBIA PUBLIC SCHOOL CONSTRUCTION 1961–73—Continued

	Fiscal year completed	Number of rooms	Appropriation
ELEMENTARY SCHOOLS—Continued			
McGogney	1967	34	1,650,000
Webb addition	1967	8	237,000
Slowe addition	1967	16	945,100
Truesdell addition	1967	16	1,329,600
Watkins addition	1968	11	383,000
Wheatley addition	1968	14	1,667,800
Thomas addition	1968	15	1,695,000
Tyler addition	1968	13	1,305,200
Clark	1968	26	2,826,500
Emery replacement	1969	34	1,690,100
Savoy	1969	34	2,290,000
Blow-Pierce replacement	1969	34	2,959,800
Brent replacement	1969	16	109,700
Shadd addition	1969	10	628,400
75 Relocatable prekindergarten classrooms	1969	(75)	2,212,500
Nalle addition	1970	13	700,000
Tubman	1970	34	2,963,000
Seaton replacement	1970	34	3,517,500
Ludlow-Taylor replacement	1970	34	2,853,700
Sharpe health addition	1970	7	1,660,000
Beers addition	1970	13	1,312,000
Shepherd addition	1970	7	594,500
Leckie	1970	36	1,968,000
Weatherless	1971	32	2,646,000
Congress Heights replacement	1971	34	1,841,000
Ketcham addition	1971	16	1,573,900
Randle Highlands addition	1971	10	905,000
Turner addition	1971	17	750,000
Moten addition	1971	12	796,000
Ketcham addition No. 2	1971	9	569,900
255 relocatables, regular	1971	(255)	7,311,000
Shaed	1972	36	2,520,600
Lee (SMR)	1972	20	1,977,700
Payne addition	1972	14	1,473,100
Birney addition	1972	14	804,000
Webb addition	1972	17	1,605,900
Carver addition	1973	13	2,201,000
Langdon addition	1973	16	2,408,900
Thomas addition No. 2	1973	4	265,000
Subtotal for 63 projects		1,165	87,125,541
Under construction:			
J. O. Wilson addition		20	2,299,000
Walker-Jones addition		18	2,354,100
Bruce-Monroe replacement		54	5,849,200
Brookland replacement		34	4,593,800
New elementary, Alabama Avenue and Congress Street, SE		51	4,633,500
Orr replacement		33	4,245,300
Washington Highland Community School		40	8,571,000
Morgan replacement		54	8,821,000
Merritt replacement		30	4,840,500
Bowen modernization (prekindergarten)		2	1,710,400
Subtotal for 10 projects		336	47,917,800
Authorized (not under construction):			
Takoma replacement		[1] 44	2,298,000
West replacement		[1] 25	1,037,000
Benning replacement		[1] 26	2,964,000
New school, 44th and Foote Streets, NE		29	752,000
Burrville replacement		[1] 43	762,000
New school, 31st and Erie Streets, SE		51	7,909,500
Lennox-Giddings replacement		20	516,000
Montgomery addition		19	2,844,500
Gage-Eckington replacement		34	1,850,000
New school, Pomeroy Road and Erie Street, SE		55	7,010,000
New school, Fort Lincoln No. 1		[1] 26	7,287,500
New school, 54th and C Streets, SE		34	4,768,000
New school, Oxon Run Parkway, SE		54	6,300,000
Lovejoy-Edmonds replacement		34	616,000
Amidon addition (prekindergarten)		2	1,270,500
Bancroft addition (prekindergarten)		2	298,000
New school, Wheeler Road and Savannah Street, SE		41	844,000
Subtotal for 17 projects		539	49,345,000
Total for 90 elementary school projects		2,040	184,388,341

See footnotes at end of table.

DISTRICT OF COLUMBIA PUBLIC SCHOOL CONSTRUCTION 1961–73—Continued

	Fiscal year completed	Number of rooms	Appropriation
JUNIOR HIGH SCHOOLS			
Eliot addition	1964	23	1,344,000
Evans	1964	37	3,255,000
Hart addition	1965	17	1,160,000
Hine replacement	1966	34	2,918,000
Rabaut	1967	62	4,167,000
Roper	1967	63	4,187,000
Lincoln	1967	63	5,170,500
Hamilton	1968	63	4,120,000
Garnet-Patterson alterations	1968	[2]	31,500
Randall addition	1969	[3]	855,000
Johnson	1970	63	4,954,800
Deal addition	1970	6	1,122,000
Taft addition	1970	23	1,394,000
Browne addition	1971	16	1,654,000
Subtotal for 14 projects		483	36,395,800
Under construction: Shaw replacement		63	11,295,500
Authorized (not under construction):			
New school, Benning Road and C Streets., SE		68	9,516,500
New school, Oxon Run Parkway, SE		86	11,090,000
Subtotal for 2 projects		154	20,606,500
Total for 17 junior high school projects		700	68,297,800
VOCATIONAL HIGH SCHOOLS			
Under construction: Phelps addition		7	2,041,500
Authorized: M. M. Washington addition		21	2,344,600
Subtotal for 2 projects		28	4,386,100
SENIOR HIGH SCHOOLS			
Ballou	1961	50	4,200,422
Ballou addition	1971	53	3,053,000
Spingarn-Phelps Stadium	1971	[4]	1,104,000
Wilson addition	1971	6	1,562,000
Woodson	1973	76	10,230,500
Subtotal for 5 projects		185	20,149,922
Authorized (not under construction):			
Dunbar replacement		79	20,133,800
Anacostia addition		25	5,340,500
Roosevelt addition		57	541,000
Fort Lincoln secondary		[1] 114	100,000
Subtotal for 4 projects		275	26,115,300
Total for 11 high school projects		488	50,651,322
Grand total for 118 projects 1961–73		3,228	303,337,463

[1] Classroom equivalents (designed in large learning centers).
[2] Library and health suite.
[3] Double gym.
[4] Seating—5,000.

ABSENTEE RATE IN PUBLIC SCHOOLS

Mr. NATCHER. Also if you would please, update the table on page 1002 of last year's hearings and give us at this time, if you can, the absentee rate in both elementary and secondary schools. What is your absentee rate now in elementary and secondary schools?

Dr. SCOTT. For secondary, we list the figures taken as of January 1973; for the month of January, the male population in junior high school showed an absentee rate of 23.1 in male and 19.3 for female, an average of 21.2.

Mr. NATCHER. Was it high or low?

Dr. SCOTT. I think it's based on last year. We were about 20. So this might be 1 percentage point more. I will have to check that.

Mr. NATCHER. It's high as far as absenteeism is concerned, isn't that right?

Dr. SCOTT. Yes; I think it is high.

AVERAGE MEMBERSHIP AND SCHOOL ATTENDANCE

Mr. NATCHER. If you would update the table on page 1002 of last year's hearings, that will give us all the information we need.

[The information follows:]

PUBLIC SCHOOLS OF THE DISTRICT OF COLUMBIA—PROJECTED AVERAGE DAILY MEMBERSHIP AND AVERAGE DAILY ATTENDANCE FOR 1972-73

Level [1]	Estimated ADM [2]	Estimated ADA [2]	Estimated rate of absenteeism (percent)
Elementary [3]	83,770	78,070	10
Junior high	31,560	27,970	21
Senior high	20,290	18,160	20
Vocational	2,800	2,520	17
Americanization	10	10	19
Capitol Page	80	80	4
Total	138,510	126,810	14

[1] Each level (elementary, junior high, and senior high) includes special education students.
[2] Numbers rounded to nearest 10.
[3] Includes grades prekindergarten through 6.

STATUS OF TEACHER TENURE

Mr. NATCHER. If you would, Dr. Scott, please update the table on page 1005 of last year's hearings showing the number and percentage of teachers in permanent, probationary, and temporary status.

[The information follows:]

Public Schools of the District of Columbia

TENURE STATUS OF TEACHERS IN SERVICE[a/]

1961-1962 to 1972-1973

Date	PERMANENT TEACHERS		PROBATIONARY TEACHERS		TEMPORARY TEACHERS		TOTAL -- TEACHERS IN SERVICE	
	Number	Percent	Number	Percent	Number	Percent	Number	Percent
3-5-64	2,822	52.6	552	10.3	1,995	37.1	5,369	100.0
10-22-64	2,970	52.7	410	7.3	2,258	40.0	5,638	100.0
10-21-65	2,988	49.0	476	7.8	2,636	43.2	6,100	100.0
11-1-66	2,867	45.2	1,313	20.7	2,165	34.1	6,345	100.0
10-19-67	2,756	38.8	2,428	34.1	1,929	27.1	7,113	100.0
10-17-68	2,829	36.5	2,845	36.7	2,075	26.8	7,749	100.0
10-16-69	3,872	49.7	2,177	28.0	1,733	22.3	7,782	100.0
10-22-70	4,560	58.3	2,196	28.1	1,063	13.6	7,819	100.0
10-21-71	4,927	66.3	1,781	23.9	726	9.8	7,434	100.0
10-19-72	5,560	76.8	867	12.0	814	11.2	7,241	100.0

[a/] Includes classroom teachers, counselors, librarians, school psychologists, pupil personnel workers, school social workers, psychometrists, speech correctionists, reading clinicians, community coordinators, and acting assistant principals.

Prepared by
Departments of Research and Evaluation
February, 1973

PERCENTAGE OF TEMPORARY TEACHERS

Mr. NATCHER. Tell us at this time what percentage of the total number of teachers are in a temporary category at the present time? What is the percentage now in the temporary category?

Dr. SCOTT. Approximately 9.8 percent.

Mr. NATCHER. That is good. Not too long ago it was up as high as 25 percent and 26 percent.

Dr. SCOTT. That is right.

Mr. NATCHER. That is bringing it down, Dr. Scott, to where it's supposed to be.

BUILDINGS AND SCHOOLS IN OPERATION

Now Dr. Scott, please update the listing in last year's hearings on page 1441 through 1451 showing the buildings, schools, and school administrative units presently in operation.

[The information follows:]

Public Schools of the District of Columbia

Schools, Buildings and School Administrative Units in Operation
September 1972

Level of instruction or type of use	Number of schools and instructional programs	Number of buildings*	Number of school administrative units
ELEMENTARY SCHOOLS:			
Regular Schools (including 4 annexes)..	103	103[a]	87
Model Schools	15	15	15
Anacostia Project (RENP)	15	15	15
Community Schools (including 1 annex)..	3	3	2
Total, Elementary	136	136	119
JUNIOR HIGH:			
Regular Schools	23	23	23
Model Schools	4	4	4
Anacostia Project (RENP)	3	3	3
Total, Junior High	30	30	30
SENIOR HIGH:			
Regular Schools	10	10	10
Model Schools	1	1	1
Anacostia Project (RENP)	1	1	1
Total, Senior High	12	12	12
VOCATIONAL HIGH:			
(including 1 annex under bldgs.)	5	6	5
SPECIAL SCHOOLS AND SPECIAL SECONDARY PROGRAMS:			
Capitol Page School (Housed in Library of Congress)	1	-	1
School Without Walls (Housed in 1411 K St., N.W. - Rented Space)	1	1	1
Spingarn Stay School (Housed in Spingarn High School)	1	-	1
Americanization School	1	1	1
Skill Center - MDTA Center (Career Development - 2215 5th St., N.E. - Rented Space)	1	1	1
Careers in the Arts (3401 Georgia Ave., N.W. Rented Space)	[b]	1	[b]
Total, Special Schools and Special Secondary Programs (including 3 rented spaces)	5	4	5
SPECIAL EDUCATION SCHOOLS AND PROGRAMS:			
Grant -) Military Road) (one unit)	1	1	1
	1	1	-
Jackson	1	1	1
Lee, Mamie D.	1	1	1
Lenox Annex (temp housing-12 rooms)	1	1	1
Simon (Housed in Simon Elem. School-using 6 classrooms)	1	-	1
Pierce	1	1	1
Richardson Annex (Demountable bldg. - 8 rooms)	1	-	1
Sharpe Health School	1	1	1
Morse Center (Boys' School)	1	1	1
Webster Girls' School	1	1	1
Visiting Instruction Corps (administrative office housed in Magruder Bldg.)	1	-	1
Mental Health Stations (administrative office housed in Magruder Bldg.)	1	-	1
Total, Special Education Schools and Programs	13	9	12

*Includes school buildings in use for instructional purposes, administration buildings, and buildings not in use for regular public school instruction.

Schools, Buildings and School Administrative Units in Operation
September 1972 (Continued)

Level of instruction or type of use	Number of schools and instructional programs	Number of buildings*	Number of school administrative units
PRE-SCHOOL PROGRAMS:			
Congress Heights (Old)	1	1	1
(Temporary housing - 16 rooms)	—	—	—
Total, Public Schools (Reg. Day)		195	
Rented Spaces (Reg. Day)		3	
	202	198	184
ADULT EDUCATION SCHOOLS AND PROGRAMS:			
Adult Demonstration Center (Housed in Franklin Bldg.)	1	1	1
Armstrong Adult Education Center	1	1[c/]	1
Project Call (Housed in Armstrong).	1	-	1
Blair Adult Education Center	1	1	1
Central Presbyterian Church (Program for Spanish Speaking Students - 1470 Irving St., N.W.-Rented Space)	1	1	1
Emery (Old)	1	1	1
Total, Public Schools (Adult Ed.)		4	
Rented Space (Adult Ed.)		1	
	6	5	6
Grand Total (Occupied by Students)			
Public Schools (Reg. Day and Adult Ed.)		199	
Rented Spaces (Reg. Day and Adult Ed.)		4	
	208[d/]	203	190
ADMINISTRATION BUILDINGS:			
Public Schools	-	4	-
Magruder			
Twining			
Hayes			
Reno			
Rented Space	-	10	-
Presidential Bldg. 415-12th St., N.W.			
Malcolm Scates 4121 13th St., N.W.			
Pupil Personnel Team Centers: 3238-46 Pa. Ave., S.E.			
504 Kennedy St., N.W.			
1719 Kalorama Rd. N.W.			
2424 Martin Luther King Ave.,S.E.			
1106 Bladensburg Rd. N.W.			
RENP 2250 Railroad Ave., S.E.			
Federal Programs 1411 K St., N.W.			
Transportation Center 2115 - 5th St., N.E.			
Service Buildings	-	4	-
Maintenance Shop			
Storehouses:			
Carbery			
Harbor Garage			
Warehouse Center			
Total, Administration Buildings	-	18	-

Schools, Buildings and School Administrative Units in Operation September 1972 (Continued)

Level of instruction or type of use	Number of schools and instructional programs	Number of buildings*	Number of school administrative units
Not in use for regular public school instruction	-	4	-
Crummell (1 relocatable classroom)			
Crummell Annex			
Madison (Permanent housing - 8 rooms			
Sumner (Rented to Hawthorne School)			
Grand Total	208[d/]	225	190

a/ Does not include 4 demountable buildings (Keene, Logan, Young, and Richardson Annex (Special Education).

b/ Special program for secondary students enrolled in regular schools.

c/ Armstrong Building shared with Career Development.

d/ Does not include Pre-Schools and Community Adult Education Classes held in 13 different locations. Also, does not include additional Adult Education Centers located in 3 High Schools (Anacostia, Cardozo, Roosevelt), 4 Vocational High Schools (Bell, Chamberlain, Phelps, Washington) and 2 Junior High Schools (Garnet-Patterson and Woodson). Each is a separate unit. (9 units).

SUMMARY—SCHOOL BUILDINGS AND SCHOOL ADMINISTRATIVE UNITS, SEPTEMBER 1972

Level of instruction or type of use	Number of buildings	Number of school administrative units	Number of relocatable classrooms	Number of demountable buildings
ELEMENTARY				
Regular schools:				
Aiton	1	1	3	
Amidon	1	1	2	
Barnard	1	1		
Beers	1	1		
Benning (old building)	1	1	2	
Benning Annex	1			
Blow	1	1		
Bowen	1	1		
Brent	1	1		
Brightwood	1	1	6	
Brookland	1	1		
Slowe	1		2	
Bryan	1	1	3	
Buchanan	1	1		
Bunker Hill	1	1		
Burroughs	1	1	1	
Burrville	1	1	2	
Carver	1	1		
Smothers	1		1	
Clark	1	1		
Cook, J. F	1	1	1	
Davis	1	1	2	
Davis Annex	1			
Drew	1	1	2	
Eaton	1	1		
Hearst	1			
Eckington	1	1		
Gage	1		1	
Edmonds	1	1		
Peabody	1			
Emery	1	1		
Fillmore	1	1		
Gibbs	1	1		
Giddings	1	1		
Goding	1	1		
Hardy	1	1		
Key	1			
Harris	1	1	4	
Houston	1	1	3	
Hyde	1			
Janney	1	1		
Keene	1	1		
Keene demountable (temporary housing, 4 rooms)				1
Kenilworth	1	1	2	
Ketcham	1	1		
Kimball	1	1	1	
Kingsman	1	1	1	
Lafayette	1	1	2	
Langdon	1	1		
Langston	1	1		
Slater	1			
LaSalle	1	1		
Lenox	1	1		
Lewis	1	1		
Logan	1	1	3	
Logan demountable (temporary housing, 8 rooms)				1
Lovejoy	1	1		
Ludlow-Taylor	1	1		
Mann	1	1		
Stoddert	1			
Maury	1	1	1	
Merritt	1	1		
Miner	1	1	3	
Mott	1	1		
Murch	1	1		
Nalle	1	1	4	
Noyes	1	1	1	
Orr	1	1	4	
Randle Highlands	1		2	
Oyster	1	1		
Payne	1	1		
Perry	1	1		
Simmons	1			
Petworth	1	1	2	

See footnotes at end of table.

SUMMARY—SCHOOL BUILDINGS AND SCHOOL ADMINISTRATIVE UNITS, SEPTEMBER 1972—Continued

Level of instruction or type of use	Number of buildings	Number of school administrative units	Number of relocatable classrooms	Number of demountable buildings
ELEMENTARY—Continued				
Plummer	1	1	1	
Powell	1	1		
Powell Annex	1			
Richardson	1	1	3	
River Terrace	1	1	1	
Ross	1	1		
Stevens	1			
Rudolph	1	1		
Shadd	1	1		
Shaed	1	1		
Shepherd	1	1		
Sixteenth and Butler St	1	1	[1] 18	
Stanton	1	1	25	
Stanton Annex	1			
Syphax	1	1		
Takoma	1	1	2	
Thomas	1	1	2	
Thomson	1	1	1	
Truesdell	1	1	4	
Tyler	1	1	2	
Van Ness	1	1	2	
Walker-Jones	1	1	2	
Watkins	1	1	2	
Weatherless	1	1		
Webb, R. K	1	1	2	
West	1	1		
Wheatley	1	1		
Whittier	1	1	6	
Wilson, J. O	1	1	3	
Woodridge	1	1	5	
Young	1	1		
Young demountable (temporary housing, 8 rooms)				1
Total, regular elementary	[2] 103	87	142	3
Model schools:				
Bancroft	1	1	3	
Bruce	1	1		
Bundy	1	1		
Cleveland	1	1	1	
Cooke, H. D	1	1	5	
Garrison	1	1	3	
Grimke	1	1		
Harrison	1	1		
Meyer	1	1	6	
Monroe	1	1		
Montgomery, S	1	1	1	
Park View	1	1		
Raymond	1	1		
Seaton	1	1		
Tubman	1	1		
Total, model schools	15	15	19	
Anacostia project (RENP):				
Birney	1	1		
Birney Annex			[3] 10	
Congress Heights	1	1		
Draper	1	1	12	
Friendship	1	1	[4] 8	
Garfield	1	1	4	
Green	1	1	10	
Hendley	1	1	2	
Leckie	1	1		
McGogney	1	1	3	
McGogney Annex			18	
Moten	1	1	3	
Nichols Ave	1	1	[5] 16	
Patterson	1	1	10	
Savoy	1	1		

See footnotes at end of table.

SUMMARY—SCHOOL BUILDINGS AND SCHOOL ADMINISTRATIVE UNITS, SEPTEMBER 1972—Continued]

Level of instruction or type of use	Number of buildings	Number of school administrative units	Number of relocatable classrooms	Number of demountable buildings
ELEMENTARY—Continued				
Simon	1	1	[6] 19	
Turner	1	1	4	
Total, Anacostia project	15	15	119	
Community schools:				
Adams	1	1	2	
Morgan	1	1	1	
Morgan Annex	1			
Total, community schools	3	2	3	
Grand total, elementary	136	119	283	
JUNIOR HIGH				
Regular schools:				
Backus	1	1		
Browne	1	1		
Deal	1	1		
Eliot	1	1		
Evans	1	1	14	
Francis	1	1		
Gordon	1	1		
Hamilton	1	1		
Jefferson	1	1		
Kramer	1	1	19	
Langley	1	1		
Mcfarland	1	1		
Miller	1	1		
Paul	1	1		
Rabaut	1	1		
Randall	1	1		
Roper	1	1		
Sousa	1	1		
Stuart	1	1		
Taft	1	1		
Terrell	1	1		
Woodson	1	1		
Total, regular junior high	23	23	33	
Model schools:				
Banneker	1	1		
Garnet-Patterson	1	1		
Lincoln	1	1		
Shaw	1			
Total, model schools	4	4		
Anacostia project:				
Douglass	1	1	9	
Hart	1	1	29	
Johnson	1	1		
Total, Anacostia project	3	3	38	
Grand total, junior high	30	30	71	
SENIOR HIGH				
Regular schools:				
Anacostia	1	1		
Coolidge	1	1		
Dunbar	1	1		
Eastern	1	1		
McKinley	1	1		
Roosevelt	1	1		
Spingarn	1	1		
Western	1	1		
W. Wilson	1	1		
Woodson	1	1		
Total, regular schools	10	10		

See footnotes at end of table.

SUMMARY—SCHOOL BUILDINGS AND SCHOOL ADMINISTRATIVE UNITS, SEPTEMBER 1972—Continued

Level of instruction or type of use	Number of buildings	Number of school administrative units	Number of relocatable classrooms	Number of demountable buildings
SENIOR HIGH—Continued				
Model schools: Cardozo	1	1		
Anacostia project: Ballou	1	1		
Grand total, senior high	12	12		
VOCATIONAL HIGH SCHOOLS				
Bell	1	1		
Burdick	1	1		
Chamberlain	1	1		
Phelps	[7] 2	1	4	
Washington	1	1		
Grand total, vocational high	6	5	4	

[1] 1 relocatable classroom building.
[2] Includes 4 annexes (Davis, Benning, Powell, and Stanton) and includes 16th and Butler St. (relocatable classroom building).
[3] Used by Follow Through project.
[4] 1 relocatable classroom building (pupils are housed in Patterson also).
[5] Used by Follow Through program.
[6] 4 regular classrooms in main building and 2 relocatable classrooms house special education pupils.
[7] Includes annex.

Appropriations to Public Schools

Mr. Natcher. If you would please, update the table in last year's hearings at page 1035, which shows the total appropriations, including Federal and private grants, to public schools since 1959. If you will update that and show the 1973 estimate, we would appreciate it.

[The information follows:]

APPROPRIATIONS, DISTRICT OF COLUMBIA PUBLIC SCHOOLS, 1959-1973
(Thousands of Dollars)

Fiscal Year	Operating Expenses	Capital Outlay	Federal Funds	Total
1959	$ 44,043,668	$ 8,920,300	$ (1)/	$ 52,963,968
1960	47,184,500	6,911,000	(1)/	54,095,500
1961	51,652,700	6,944,000	(1)/	58,596,700
1962	54,016,201	8,886,000	(1)/	62,902,201
1963	59,504,750	7,593,000	(1)/	67,097,750
1964	63,850,593	15,626,000	1,751,280	81,227,873
1965	72,038,300	14,405,100	3,280,626	89,724,026
1966	75,641,500	17,568,950	15,375,280	108,585,730
1967	81,287,000	27,213,100	15,088,882	123,588,982
1968	95,932,000	43,394,600	19,630.4--	158,957.0--
1969	101,476,000	28,866,900	20,562,235	150,905,135
1970	123,916,000	27,722,400	21,881,293	173,519,693
1971	138,755,400	27,591,100	28,054,800	194,401,300
1972	142,946,600	47,664,900	27,758,800	218,370,300
1973 (Est.)	146,476,800	37,779,700	27,758,800	212,015,300

(1)/ Not available

Prepared by
Budget Division
January 26, 1973

APPROPRIATIONS PER PUPIL

Mr. NATCHER. As I understood this morning, as far as the appropriations per student in the District, it's about $1,250?

Dr. SCOTT. Right.

Mr. NATCHER. What is the national average, Dr. Scott? Is it $700 or $800?

Dr. SCOTT. I don't know what the national average is.

Mr. NATCHER. It's in that neighborhood somewhere, between $700 and $800. As far as the amount that is being spent here, it is more than adequate. I believe you will find that the per pupil expenditure in our Nation's Capital is about as high as you have anywhere in any city comparable in size.

Mr. Myers?

Mr. MEYERS. No questions.

Mr. NATCHER. Mr. Veysey?

Mr. VEYSEY. No questions, Mr. Chairman.

AUTHORIZED AND VACANT POSITIONS

Mr. NATCHER. Let's take up now the number of authorized positions and vacancies in the school system. Give us the authorized positions and vacancies, first, in teachers.

Mr. WINNER. We have a report as of the end of March. TSA–15 employees, including teachers, counselors, and librarians, the number of positions authorized in the budget is 7,222, with an additional 37 positions which are reimbursed, for a total of 7,259 positions. Of those on the March payroll, 153 were vacant.

Mr. NATCHER. Other than teachers, what is your figure?

Mr. WINNER. Of the system as a whole, the total number of positions authorized is 10,303. There are 97 additional positions authorized as reimbursable, for a total of 10,400. Of those, 295 were vacant at the end of March.

Mr. NATCHER. If you would please, update the table in last year's hearings on pages 1008 through 1027.

[The information was subsequently submitted for the record and appears in the Appendix on pages 1285–1287.]

TEACHER RECRUITMENT

Mr. NATCHER. Also if you would please, we would like for you to update the table in last year's hearings that appears on page 1028 concerning teacher recruitment.

[The information follows:]

RECRUITMENT OF TSA REPORT

	1971	1972	Estimate 1973
Number recruited	639	379	100
Number offered positions	394	81	80
Number accepting positions	219	63	70
Number applications	4,971	3,730	3,450

Per Pupil Expenditures

Mr. Natcher. Now we take up per pupil expenditures involving all sources of funding. As you have just stated, the per pupil expenditure considering all sources of funding is $1,250, is that correct?

Mr. Barry. It's about $1,225.

Mr. Natcher. What is proposed for the 1974 budget?

Mr. Winner. Our estimate in 1974 is $1,385.

Mr. Natcher. It's now $1,225.

Mr. Winner. That is right.

Mr. Natcher. We determined that the per capita expenditure is $1,225 and, as anticipated under the budget for fiscal year 1974, it will be $1,385.

Dr. Scott. That is right.

EQUALIZED PER PUPIL COSTS

Mr. Natcher. Is it higher in certain areas of the city than in others?

Mr. Winner. No, sir. It is equally expended.

Mr. Natcher. We discussed that somewhat this morning.

COMPARATIVE PER PUPIL EXPENDITURES

If you would please, provide for the record a comparison of costs of elementary and secondary education in major school systems of the Washington metropolitan area and in cities over 500,000 population. A similar table appears on page 1029 of last year's hearings.

[The information follows:]

PUBLIC SCHOOLS OF THE DISTRICT OF COLUMBIA

PER-PUPIL EXPENDITURES OF SELECTED LARGE CITY SCHOOL SYSTEMS AND THE SUBURBAN SCHOOL SYSTEMS IN THE METROPOLITAN AREA OF WASHINGTON, D.C., FOR FISCAL YEARS 1972 AND 1973

	1972		1973 (estimated)	
	Regular appropriation	Total (including all funds)	Regular appropriation	Total (including all funds)
Large city school systems:				
Atlanta	$964	(1)	$1,000	(1)
Baltimore	(1)	$836	(1)	(1)
Boston	905	979	995	$1,069
Cleveland	823	894	970	1,050
Detroit	903	1,038	(1)	1,125
Milwaukee	954	1,025	1,014	1,092
St. Louis	755	857	869	1,001
San Francisco	1,405	(1)	(1)	(1)
Washington, D.C.	985	1,198	1,041	1,225
Suburban school systems:				
Alexandria	1,100	1,175	1,225	1,288
Arlington	(1)	1,356	(1)	1,466
Fairfax	897	965	1,026	1,138
Falls Church	1,291	1,403	1,498	1,571
Montgomery County	1,210	1,272	1,298	1,373
Prince Georges County	915	958	992	1,030

[1] Not available.

Supplies and Books

Mr. Natcher. Dr. Scott, if you would please, update the table in last year's hearings on page 1036 concerning supplies and books.

[The information follows:]

PER PUPIL ALLOTMENTS [a]

	FY 1972			FY 1973		
	Membership	Amount	Per Pupil Amount	Projected Membership	Amount	Per Pupil Amount
Supplies						
Pre-Kindergarten	1,874	$ 24.3	$12.96	1,948	$ 24.3	$12.47
Grades K-6	84,934	514.9	6.06	81,159	514.9	6.34
Grades 7-12	51,689 [b]	332.1	6.42	52,499 [c]	332.1	6.33
Textbooks						
Pre-Kindergarten	1,874	...	...	1,948	...	...
Grades K-6	84,934	968.7	11.40	81,159	968.7	11.94
Grades 7-12	51,689	380.2	7.35	52,499	380.2	7.24
Library Books						
Pre-Kindergarten	1,874	3.0	1.60	1,948	3.0	1.54
Grades K-6	84,934	198.4	2.33	81,159	198.4	2.45
Grades 7-12	51,689	258.7	5.00	52,499	258.7	4.93
Equipment						
Pre-Kindergarten	1,874	...	...	1,948	...	...
Grades K-6	84,934	427.6	5.03	81,159	427.6	5.27
Grades 7-12	51,689	240.2	4.64	52,499	240.2	4.58

a/ These per pupil allotments are based on funds as appropriated by Congress.

b/ Includes 354 STAY School students.

c/ Includes 1,168 STAY School students.

Prepared By
Budget Division
January, 1973

IMPROVEMENTS IN DISTRIBUTING SUPPLIES

Mr. NATCHER. We provided at the request of school officials $250,000 in the second supplemental for 1973. I understand that part of the problem in this area is the distribution of the supplies and materials to the individual schools. From time to time we hear you are having problems. What is being done to correct this situation so that the schools in the different sections of the city get their supplies and get their books after they are purchased and delivered? What are you doing about it?

Dr. SCOTT. Mr. Bedford?

Mr. BEDFORD. Mr. Natcher, I think you remember at the supplemental hearing we talked about the $250,000 as a result of union negotiations during the strike. We aren't doing anything that will increase the capability of the warehouse to deliver these supplies and equipment that we can buy from our procurement unit. This is due to the ceilings that we have placed on the things that are in the fiscal year 1974 budget. We have, during the past year, reorganized our warehouse and distribution center in such a manner that we believe we are getting the maximum amount out of the people we have available.

During the year and immediately after the strike, the District did provide us with approximately 25 to 30 WAE employees—these are when actually employed employees—to take care of that backlog that you probably read about in the paper. The backlog was removed by these additional laborers within approximately 2 weeks.

Since that time, we got authority for 12 laborers or warehousemen to cover the remaining part of the year. We have employed them and we have had some success in delivering supplies to the school from the warehouse in a more rapid manner.

Mr. NATCHER. Thank you, Mr. Bedford. Are you well-satisfied now that you are correcting this situation?

Mr. BEDFORD. We are satisfied that we are correcting the situation as far as delivery from the warehouse. There are some things that we must do to improve the delivery of service. One of them is the establishment of a revolving fund. I think we discussed that also at the supplemental hearing. If we get legislation to establish the revolving fund, we will be able to more prudently use the funds that we do have available.

We also will need, in the fiscal year 1975 budget request, some additional warehouse personnel. We are talking about low ranking personnel in the WG–3 laborer category, not any high ranking supervisors or anything like that.

AUTOMATIC DELIVERY OF BASIC SUPPLIES PACKAGE

Mr. BARRY. Dr. Scott, are we doing it on a different system whereby each school gets the base amount of supplies and materials automatically and that eliminates some of the process that will improve the form that you order on?

Mr. BEDFORD. I can explain that. As I testified on the $250,000, we will use this to set up a package program where we will have basic supplies. I think Mr. Myers requested that we insert into the record what these types of things were that we would be trying to deliver. We will need a little additional time past the fiscal year to spend that $250,000. That is what we are banking on, starting the remainder of this year and the new school year off with.

ENROLLMENT PROJECTIONS

Mr. NATCHER. Let's take up enrollment projections, and if you would please, update the table in last year's hearings on page 1037.

[The information follows:]

Public Schools of the District of Columbia

Summary of Student Membership Projections, All School Levels,
For Regular Day Schools for School Years 1973-74 Through 1977 - 78

Level and type of school	Actual membership, 1972-73 (end of first six weeks) a/	Projected membership at end of first six weeks in: b/				
		1973-74	1974-75	1975-76	1976-77	1977-78
Elementary schools c/						
Pre-Kindergarten.....	1,948	2,000	3,000	3,000	3,000	3,000
Kindergarten.....	9,027	8,600	8,000	8,100	8,200	7,600
Regular grades 1-6	72,132	69,300	65,600	62,400	59,600	57,500
Special education d/	762	700	700	600	600	600
Total	83,869	80,600	77,300	74,100	71,400	68,700
Junior high schools c/						
Regular grades 7-9	31,487	33,100	33,000	31,700	29,200	27,900
Special education d/	374	400	400	400	400	300
Total.....	31,861	33,500	33,400	32,100	29,600	28,200
Senior high schools c/						
Grades 10-12	21,114	20,900	20,900	20,400	21,500	21,300
Special education, etc. d/.	223	200	200	200	200	200
Total	21,337	21,100	21,100	20,600	21,700	21,500
Vocational high schools						
Regular grades 10-12 and special students	2,851	2,800	2,800	3,000	2,900	2,800
Americanization Day School e/	11	10	10	10	10	10
Capitol Page School f/	71	70	70	70	70	70
GRAND TOTAL, all levels	140,000	138,100	134,700	129,900	125,700	121,300

a/ Actual memberships for 1972-73 are those of October 19, 1972.
b/ The projected figures in this summary table have been rounded to the nearest multiple of 100, therefore, the rounded sub-totals do not always add exactly to the rounded grand totals.
c/ This classification includes all schools, regular, model, community and RENP (Anacostia), at each level.
d/ This category includes pupils on visiting instruction at home or in hospitals, as well as pupils in officially recognized special classes or schools for the handicapped.
e/ Only school-age students (under 18) are included
f/ Membership in the Capitol Page School begins with approximately 70 to 80 after the new session of Congress convenes in January each year.

Prepared by
Departments of Research and Evaluation
January 3, 1973

ACCURACY OF ENROLLMENT PROJECTIONS

Mr. NATCHER. Tell us, if you can, how accurate were you in last year's projections?

Dr. SCOTT. I think our total projection was almost 100 percent correct. The projection was 140,000. We have had an accuracy rate of somewhere around 98 percent or 99 percent over the years in terms of the total school system population.

I am giving you the percentage in the K through sixth grades. We were less than 1 percent.

Mr. NATCHER. You were less than 1 percent?

Mr. WINNER. Our percentage of accuracy was 99.8 percent for last year.

COMPARISONS OF ACTUAL AND PROJECTED ENROLLMENT

Mr. NATCHER. We would like for you to update the table on page 1038 of last year's hearings showing the actual and projected enrollment for the past few years.

[The information follows:]

Public Schools of the District of Columbia

Actual Pupil Memberships at End of First Six Weeks of School Year
Compared with Estimates in Budget Request for That Year

School year	Grade levels	Actual membership end of sixth week	Estimated membership in budget request for same school year	Difference (Actual minus estimated)	Percent of error (Difference divided by actual) + or -
1967-68	K-6	95,353	95,957	+ 604	+ .6
	7-9	31,256	31,905	+ 649	+ 2.1
	10-12	19,211	19,357	+ 146	+ .8
	Total	145,820	147,219	+ 1,399	+ 1.0
1968-69	K-6	93,364	96,454	+ 3,090	+ 3.3
	7-9	32,467	33,477	+ 1,010	+ 3.0
	10-12	19,250	19,523	+ 273	+ 1.4
	Total	145,081	149,454	+ 4,373	+ 2.9
1969-70	K-6	90,978	93,300	+ 2,322	+ 2.6
	7-9	33,250	34,000	+ 750	+ 2.3
	10-12	19,571	19,400	- 171	- .9
	Total	143,799	146,700	+ 2,901	+ 2.0
1970-71	K-6	88,416	88,500	+ 84	+ .1
	7-9	33,062	32,900	- 162	- .5
	10-12	19,432	20,200	+ 768	+ 4.0
	Total	140,910	141,600	+ 690	+ .5
1971-72	K-6	85,755	85,300	- 455	- .5
	7-9	32,108	32,200	+ 92	+ .3
	10-12	20,254	21,000	+ 746	+ 3.7
	Total	138,117	138,500	+ 383	+ .3
1972-73	K-6	81,159	80,900	+ 259	+ .3
	7-9	31,487	31,800	- 313	- 1.0
	10-12	19,844	20,200	- 356	- 1.8
	Total	132,490	132,900	- 410	- .3

Prepared by
Division of Planning, Research and Evaluation
2/73

ENROLLMENT USED IN PREPARING 1974 BUDGET

Mr. NATCHER. On what enrollment is this budget based?

Mr. WINNER. On a projected enrollment next year of 131,500.

DECREASING ENROLLMENT

Mr. NATCHER. How much of a decrease is this compared with 5 years ago?

Mr. WINNER. I don't think I have available data going back that far.

Mr. NATCHER. Can you go back a year or 2 years?

Mr. WINNER. Yes, sir. Our membership for the past year was 135,600.

Mr. NATCHER. Can you give me the year before that?

Mr. WINNER. I am sorry, I cannot.

Mr. NATCHER. That is a loss of about 4,000 a year now. Is that about what we average?

Mr. WINNER. To take another chart which would include a different set of grade levels than what I just read you, in 1967–68 there were 147,200 and the following year 149,000, which was the top number that we obtained. In 1969–70 it dropped back to 146,700, and then to 141,600. In 1971–72, it was 138,500. In 1972–73, 132,900.

Mr. NATCHER. The enrollment has been decreasing approximately 4,000 a year, in that neighborhood, hasn't it?

Dr. SCOTT. Yes.

Mr. NATCHER. Is it good or bad, Mr. Barry?

Mr. BARRY. I think it's bad in some respects. I think increasingly the school system is losing a significant number—I don't mean this year but prior to now—of middle-income blacks as well as middle-income whites. That is bad in terms of the fact that people, who seem to be able to afford to put their children other places, are doing that. In that regard I think it's bad.

The other thing that is happening, I think the elementary population is declining nationally around the country because of the time in which we live. Apparently that will appear where there are a lot of babies born and a period has sort of ended, right before and after the war. But in terms of our system, I think that is bad.

ENROLLMENT AND APPROPRIATIONS SINCE 1968

Mr. NATCHER. Gentlemen, if you would please, provide statistics showing the enrollment and operating budget appropriations for the past 5 years and include your 1974 estimates. A similar table appeared on page 1039 of last year's hearings.

[The information follows:]

DISTRICT OF COLUMBIA SCHOOLS—APPROPRIATIONS AND ENROLLMENT, FISCAL YEARS 1968–74

	Appropriation	Enrollment
Fiscal year:		
1968	$95,932.0	150,435
1969	101,476.0	150,864
1970	123,916.0	149,636
1971	138,755.4	146,224
1972	141,674.4	143,411
1973	148,766.1	140,000
1974 estimate	154,717.4	138,100

Mr. NATCHER. Before we take up elementary education, are there any questions, Mr. Myers?

AVERAGE EXPENDITURES PER PUPIL

Mr. MYERS. I have just one question, having to do with school enrollment and what we are spending on education. What was last year's average expenditure per child when you consider all operating funds?

Mr. BARRY. $1,225.

Mr. WINNER. That is the current fiscal year, 1973.

PERCENTAGE OF BUDGET FOR TEACHER SALARIES

Mr. BARRY. I would like to add, Congressman, if you look at our teachers' salaries—the teachers will disagree with us on this—I think Washington, D.C., has the second of their highest salaries in the country, as 65 percent of all our moneys go for teachers' salaries. That is the reason that that automatically shoots your figures up.

Mr. MYERS. How would that compare with other communities throughout the country as far as percentage of total budget spent for teachers' salaries?

Mr. BARRY. I guess it would be the same kind of ratio, because most of the school systems are spending between 65 percent and 70 percent of their money to teachers' salaries. I think our salaries are the third highest in the country. Is that what you are talking about?

Mr. MYERS. I was asking about the percentage of the total budget that goes for teachers' salaries. You said yours runs 65 percent. How does that compare with other large cities?

Mr. BARRY. I think that is about the average. Most school administrators have indicated to me that we are spending about 89 percent on personnel, but that is rather high, but that is where we are. In Prince Georges County, about 86 percent of their money goes to personnel, and Falls Church and Montgomery. We are in the same ball game.

Dr. SCOTT. Mr. Chairman, I will add something to that. Mr. Barry is probably more correct in terms of comparing the salaries of teachers in this metropolitan area. I mean in the great cities themselves, I think Detroit, Philadelphia, and New York pay higher salaries. I think in the submission of the teachers' salaries I proposed, we were somewhere down the line in terms of large cities, especially in the high and maximum. This new pay raise has brought us up to be more competitive.

INFLATION AND COSTS OF PROVIDING SERVICES AND MATERIALS

Mr. WINNER. One of the problems we are facing is that the costs of providing service and the costs of obtaining materials are literally skyrocketing, especially in this city. It's only the fact that we are able to face a diminishing population that enables us to provide even competitive service. It you consider the amount of money that it costs to furnish textbooks this year compared with exactly the same textbooks and the same level of service last year per pupil, those dollar figures have to increase.

Mr. MYERS. A per capita expenditure of $1,225 is also going to be pretty close to the top in the Nation.

COMPARATIVE PUPIL EXPENDITURES IN METROPOLITAN AREA

Mr. WINNER. That is right, but not in the local area.

Mr. BARRY. Comparing with the surrounding areas, you will find that Alexandria spends approximately $1,288 and Arlington spends $1,466. Fairfax spends $1,138. Falls Church is $1,571. Montgomery County is $1,373, and Prince Georges is $1,030. This means that if you put ours in there and compare it to the surrounding counties, we are certainly not the highest. We are right in the middle. If you compare it to some cities, like San Francisco, for example, that is $1,405, which is higher than ours.

COMPARISON OF TEACHER SALARIES

Mr. MYERS. There seemed to be somewhat of a disagreement here between the president of the board and the superintendent of schools as to teachers' salaries in Washington, whether they were the highest in the country or just the highest in the metropolitan area.

Mr. BARRY. I don't want to be held to that exact figure. As it went down, I think we were ninth or 10th before the salary increase.

Dr. SCOTT. I don't know exactly where we are in the new salary base. I don't know what has happened to some of these other school systems since we received ours. We were not in a favorable position with the top cities but we were, through this increase, in a favorable position with the surrounding areas in terms of salaries.

BASIS USED FOR COMPARING PUPIL EXPENDITURES

Mr. MYERS. When you are speaking about total funds and per capita expenditures, are you talking about total funds spent on the student? Last year we had quite a difference because of the three different types of funds. You do have at least three types of funds available to schools. When we talk about pupil expenditures, are we talking in all cases about total expenditures on students? Or do some communities figure these expenditures differently?

Mr. WINNER. We are talking about total operating expenditures, both in standard revenue resources and in Federal grants. Those are the figures we are using to compare. We are not including capital expenses. We have made every attempt we can to insure that we calculate our averages in the same way that other cities do, that they count their kindergarten pupils at the same rate, for example.

Mr. MYERS. You are relatively certain you are using the same basis for your figures, are you?

Mr. WINNER. Yes. We sent questionnaires and visited several cities.

Mr. MYERS. Thank you, Mr. Chairman.

ELEMENTARY EDUCATION (SEE PP. 15–21)

Mr. NATCHER. Now let's take up "Elementary education," where you are requesting $58,627,400 and 4,119 positions. Here we have an increase of $7,784,800 and 12 additional positions. First, if you will, explain the increase in the prekindergarten pupil population from 1,948 to 3,000, Dr. Johnson.

INCREASE IN PREKINDERGARTEN ENROLLMENT

Dr. JOHNSON. Mr. Natcher, this is a recruitment program that we must have. There are about 20,000 4-year-old children in our community. Our problem has been that both our prekindergarten and kindergarten programs have only been one-half day. Economically speaking, many families need a full day of service. So the Board has a policy now that the committee and the District of Columbia public schools embark on a phasing program to extend not only kindergarten all day but, where possible, prekindergarten all day. We have a few in operation now.

Mr. NATCHER. Is this your total figure now, 3,000?

Dr. JOHNSON. This is what we are projecting for fiscal year 1974.

EXPLANATION OF BUDGET INCREASE

Mr. NATCHER. Justify the increase of $7,784,800 and 12 additional positions, particularly in view of the declining pupil population which has gone from 83,107 in 1973 to 78,500 estimated in 1974. This is the declining school population under elementary education.

Dr. SCOTT. Mr. Chairman, one of the things we are attempting to do is to take those positions which were authorized in the fiscal year 1973 budget for which we did not receive funds, and thus were not available to elementary education, and provide sufficient funding in the fiscal year 1974 budget in order to have these positions not just authorized but to have them available.

We have made a commitment as a result of the teachers' strike to fund 182 additional positions in elementary education. If we get sufficient funds to cover those positions, we will not be able to keep the pupil/teacher ratio where it is now, as well as make available to all of the schools those resources listed in the budget.

That increase is basically to deal with the maintenance of authorized positions, but making certain we have the funding level. We have been carrying a 2-percent vacancy in fiscal year 1973. Because of the strike we moved away from that posture and had to do some internal things to compensate for that loss of money.

BASIS FOR ESTIMATING PUPIL POPULATION

Mr. NATCHER. Dr. Scott, how do you estimate your pupil population?

Dr. SCOTT. Do you mean in terms of total population or pupil/teacher ratio?

Mr. NATCHER. Your total population. Last year we discussed the question of the school census with you. You told us at that time that you did not have a school census. How do you estimate your population?

Dr. SCOTT. Dr. Cooper is not here. She does that. She could give you a better answer.

Mr. NATCHER. You don't just pull these figures out of the air, do you? You have something to base them on, don't you?

Mr. WINNER. In the immediate preceding years—that is, estimating our population for next year and the year following—we are able to

use rather accurate data. We do have census data. We do know the number of children at each age level in the community. Our own kindergarten and prekindergarten enrollment figures give us still another method for estimating our first grade figures. So we are able, on rather accurate census data, to project our populations 2 years in advance.

To project it any further in advance becomes a statistical exercise because here you have to deal with the rate of live births and the age of childbearing women in the community. You have to take several other measures into account that will determine our population at a figure more removed than about 2 years. We depend rather heavily on our 2-year figures and can demonstrate excellent accuracy over those 2 hours.

ADDITIONAL POSITIONS FOR TWO NEW SCHOOLS

Mr. NATCHER. The 12 new positions you are requesting are for a new facility?

Mr. WINNER. Yes, sir.

Mr. NATCHER. What new facility would you have these 12 positions in? Tell us when it is estimated to be occupied?

Mr. WINNER. Those are listed on page 100–2 of our presentation.

Mr. NATCHER. What facility is this?

Mr. WINNER. The new school of Alabama and Congress opening in May of this year and the Washington Highlands opening in May of 1974.

There are also additions which will require increased staff.

Mr. NATCHER. What additions?

Mr. WINNER. The addition to Walker-Jones, to J. O. Wilson and to Bowen, to Emery, and to Amidon. The specific positions are listed on page 100–8. These are for the staffing of the new facilities.

FULL FUNDING OF CLASSROOM POSITIONS

Mr. NATCHER. Is it realistic to fully fund positions?

Mr. WINNER. Yes, sir.

Mr. NATCHER. Is it realistic to do that?

Dr. SCOTT. For classroom services, yes. Let's say we couldn't find a science teacher for a given school, so we would use a substitute. We have to have someone in that position. One reason we got into a deficit trouble in 1971 was the fact that we had filled those positions but with a substitute and, not taking into account the vacancy adjustment, had eliminated the source of funds. We need every classroom position we can get. Our survey of the junior high school indicated we were running up in some classes as high as 36.1 to 1. We need more resources in the secondary schools rather than less.

Mr. WINNER. We do continue to apply the 2-percent vacancy rate to all of our positions except classroom positions. We feel that this is a normal reduction. We feel if my secretary resigns, it's going to take me a period of time to replace her. During that time the work is simply shared by other staff members or some of it goes undone.

However, in the classroom, once a teacher is assigned and a class is formed, the children are there. They come each morning. If the teacher resigns or the teacher is not there, someone must teach that class. We

can't share that duty. We must bring in a substitute and furnish 100 percent of service to the children.

We are asking this year for additional funds for classroom instruction in order to make that 100-percent service possible.

COMPARISON OF PER PUPIL EXPENDITURES

Mr. NATCHER. Going back just a moment, on your per capita expenditures, we have the table that you furnished the committee, which shows the figures that you have explained earlier which is $1,225 under your 1973 estimate. Then the estimate that you have given for 1974 is $1,385.

This table which we have shows the per pupil expenditures for Boston, Cleveland, Detroit, Milwaukee, St. Louis and then, three—San Francisco, Atlanta, and Baltimore—where we don't have the figures since it is not applicable. Compared with Boston, Cleveland, Detroit, Milwaukee, and St. Louis, the per capita expenditure in Washington is higher. That is correct, isn't it?

Dr. SCOTT. That is right.

Mr. NATCHER. Isn't the situation we have now that which we have had for a number of years?

Mr. WINNER. Yes, sir.

Mr. NATCHER. Mr. Barry, it indicates that as far as the amount expended per capita, especially when you go up to $1,385, you are running all right now as far as cities comparable in size, as far as your per capita expenditure is concerned.

In the suburban school systems, there is where you have your per capita that is higher or as high. In certain instances, Arlington, Falls Church, Montgomery County, and Alexandria under this chart are higher than the per capita expenditure in the District.

Mr. Veysey?

Mr. VEYSEY. No questions, Mr. Chairman.

Mr. NATCHER. Anything else, Mr. Myers?

Mr. MYERS. No, Mr. Chairman.

JUNIOR HIGH SCHOOL EDUCATION (SEE PP. 22–28)

Mr. NATCHER. Under junior high school education you are requesting $25,993,000 and 1,891 positions. Here we have an increase of $4,127,700 and 63 additional positions.

NEW TEACHER POSITIONS

Justify the 63 positions requested, please.

Mr. WINNER. All of these positions, both in junior and senior high school, are TSA–15 classroom teaching positions. They represent the judgment of the Board of Education based on our experiences in the early part of this year during the strike when it became quite evident that the pupil/teacher ratios in the secondary schools, and particularly specific class sizes, were very, very high.

The positions that are requested here represent additional positions over and above the funding of previously vacant positions which will be assigned on the class size basis that Mr. Barry was describing earlier, to attempt to provide teachers on a subject matter basis as they are required.

INCREASE IN JUNIOR HIGH SCHOOL POPULATION

Mr. NATCHER. You are estimating that your population will increase in junior high school by 2,013 students in 1974?

Mr. WINNER. That is right.

Mr. NATCHER. Do you feel that increase is reasonably accurate?

Mr. WINNER. Yes, sir.

Mr. NATCHER. Is there anything else in regard to these additional positions?

FUNDING FOR VACANT POSITIONS

Mr. WINNER. The increase that you will find in both this section, junior high school, and the subsequent one, senior high school, are in two phases. One will be in order to add funding in junior high school, an additional $419,000 will be added to fund vacant positions, to fund positions which were justified in prior years but held vacant because there was a 2-percent vacancy, and add all new positions funded at 100 percent to increase the availability of teaching staff in the secondary schools.

Mr. NATCHER. Mr. Myers, anything on junior high school?

Mr. MYERS. No, sir.

Mr. NATCHER. Mr. Veysey?

Mr. VEYSEY. No questions.

SENIOR HIGH SCHOOL (SEE PP. 29–35)

Mr. NATCHER. Let's take up senior high school education, where you are requesting $15,670,100 and 1,136 positions. Here we have an increase of $2,512,400 and 39 positions. You have estimated the population here to drop by just a small number, by 44.

Mr. WINNER. Yes, sir.

TEACHERS PAY RAISE

Mr. NATCHER. Justify this increase, please.

Mr. WINNER. The increases here are once again of the same nature as the increases in junior high school. Of course, the vast proportion of the money being increased is for teachers' salaries, $1.4 million.

FUNDING FOR NEW AND VACANT POSITIONS

The new and improved services being furnished in the senior high schools are again the restoration of vacant positions and the addition of 39 new positions over and above those previously authorized.

SALARY OF NEW TEACHERS

Mr. NATCHER. These 39 are all TSA–15 classroom teachers with a starting salary of how much?

Mr. WINNER. $8,200. That is our standard starting salary.

Mr. NATCHER. Mr. Myers?

Mr. MYERS. No questions.
Mr. NATCHER. Mr. Veysey?
Mr. VEYSEY. Yes, Mr. Chairman.

COMPARISON OF PUPIL POPULATION BY GRADES

I am comparing the pupil population estimates for elementary, junior high school, and senior high school. It seems that your estimates show something of an upturn in junior high and a downturn in the other ends of the scale. How do you come to figures like that?

Mr. WINNER. We are projecting a total decrease for the city. But the decrease will occur primarily in the elementary schools.

The estimate for senior high schools is actually simply rounded at 100. We project that to be stable next year. But the increase will occur only in the junior high schools. That will represent a movement of students out of the elementary schools as they are promoted into the junior high. That is small.

Mr. VEYSEY. You mean you have an exceptionally large sixth grade class this year?

Mr. WINNER. No, sir. There has been a trend through the K through 12 spectrum over the past few years. That bulge, in effect, is expected to move into the junior high schools next year. Not being a demographer, I don't know what the specific occasion was that number of years ago.

There is that small amount. The real effect in the city is in elementary schools.

Mr. VEYSEY. Thank you.

NUMBER OF POSITIONS BY SUBJECT MATTER

Mr. BARRY. I would like to point out to the members that for the first time in our budget book on pages 220–9 in the senior high and in the junior high at page 210–9, we have broken out the number of positions by subject matter which really allow us a greater degree of control over the class sizes. What we have done in the past is sort of lumped all of them together and divided it. You discovered in some classes there were 35 or 40 people and in some there were 15. But this breakout here gives us very specifically a way to deal with getting the class size down to 25:1 which is more effective, we think. This leaves us to the program type budget, because we can see exactly how much we are spending on English and how much on reading. If we are not spending the money there in proportion, we can make a reduction. This is an excellent way of getting at it for the first time. The board is very happy to receive from the superintendent and the staff these kinds of figures which will give us a handle on what we are doing as we go along.

Mr. NATCHER. I agree with you, Mr. Barry. I think your justifications this year are the best that we have had in a number of years. I say that to you frankly.

READING PROBLEMS IN CITY SCHOOLS

Mr. MYERS. Why is it when we continue to have the reading skill problem in the District, that we are only requesting one additional teacher for reading and yet you are adding 82 for foreign languages?

I am not against teaching foreign languages, but I would think that you would be trying to improve the reading skills of our students. These figures are on page GA–220–9.

Mr. WINNER. The 1973 column shows the number of teachers who are currently assigned this year to these subject areas. What it reflects primarily is the election of required and elective courses by senior high school students as they fulfill their requirements.

Reading clearly at the senior high level is a remedial program. The English department and other departments of this kind are reflected in this particular category. So there is an increase shown here. We don't know what the change will be for next year.

Mr. MYERS. I don't think you have answered my question.

Dr. SCOTT. Let me try, if I can, as well.

Mr. BARRY. May I take a shot at it? I think part of the difficulty with the figures is that they do not always explain what you are trying to do. These figures on 220–9, you have an opportunity for 39 new positions, which means they can be distributed somewhere else.

TRAINING TEACHERS TO TEACH READING

The trend now, in the secondary level, is to try to train teachers how to teach reading. So you teach reading as you teach math or social science or you teach instrumental music, which means you do not have a specialized kind of situation, as you have in elementary schools. That is the educational trend in the country.

We are trying to keep pace. It makes sense to me to teach teachers how to do that. We have been informed by the administration that there will be an intensive staff development program between now and September in this area. I think this sort of reflects my view why you do not have an increase in the reading teachers.

Mr. MYERS. It does not indicate a condition of bankruptcy, or that you have written the reading problem off and said it is hopeless and are not going to try to remedy the problem because the students are about to graduate?

Mr. BARRY. No, it is just the opposite. We have been coming down very hard on the administration on how you diagnose the problem, and second, how to gear up the school system to solve it.

I think we would be in danger in terms of direction, where if you find a problem, to solve it you add more people to it. Sometimes adding more people to it makes it worse.

In this regard, the best direction would be to put a lot of money in staff development to teach teachers how to read. Once they are taught that, it will be very worth while. We are better off than loading up the system with a lot of resource people, it seems to me.

Mr. MYERS. Thank you.

Mr. NATCHER. Mr. Veysey?

RATIO OF CLASSROOM TEACHERS TO TOTAL EMPLOYEES

Mr. VEYSEY. As long as we are talking about numbers, have you presented anywhere the ratios between classroom teachers and total employees from time to time?

Mr. WINNER. Yes, sir.

Mr. VEYSEY. Where would I find that?

Mr. WINNER. In the little blue book. There is a book of supplementary materials.

Mr. VEYSEY. Where are we on that?

Mr. WINNER. On page B–7.

Mr. VEYSEY. Can you compare that for me with figures in previous years, or the ratio in previous years?

Mr. WINNER. I think, sir, we would really only be able to go back for 1972. Prior to that, we simply did not have categories agreed upon. It was only in that year, in the change from 1972 to 1973, that we defined each of these categories by job title, and we said who would be counted as a specialist and who would be counted as a supervisor. In many cases, that is a matter of judgment, and it has to be an agreed upon definition in order to get a reasonable distribution of positions.

I could get it for you. This shows the present compared with next year, that is all.

[The information follows:]

DISTRICT OF COLUMBIA PUBLIC SCHOOLS—DISTRIBUTION OF POSITIONS, AUTHORIZED FULL-TIME POSITIONS BY CATEGORY FOR GENERAL FUND ONLY

Category	Fiscal year 1972	Percent	Fiscal Year 1973	Percent	Fiscal Year 1974 (request)	Percent
Administrator	433	4.2	426	4.1	437	4.1
Supervisor	125	1.2	89	.9	91	.8
Teacher	6,899	66.1	6,788	65.9	6,893	65.3
Specialist	601	5.8	587	5.7	612	5.8
Technician	72	.7	67	.7	82	.8
Paraprofessional	169	1.6	195	1.9	210	2.0
Clerical	587	5.6	570	5.5	595	5.6
Custodial	1,548	14.8	1,581	15.3	1,644	15.6
Total	10,434	100.0	10,303	100.0	10,564	100.0

Mr. VEYSEY. That seems to be a little low in proportion of teachers to employees. Would your objective be to get a little bit higher because education really takes place between the teacher and the student.

CUSTODIAL EMPLOYEES IN PUBLIC SCHOOLS

Dr. SCOTT. Congressman, the second largest group of employees are custodial, beyond teachers, and they constitute about 1,500 in the budget. As we approach this year's fiscal cuts, we reduced about 360 people. Of that, half were people who related to the administrative-supervisory ranks, and because we had to go further to get that money, I think half the reductions came from instructional ranks. Therefore, that percentage, because the administrative and supervisory people constituted a smaller percentage of the budget and took 50 percent of the cut, it would reduce even further the impact. The money is really in the classroom and local classroom unit. If you added the custodial force to the teaching force and the people who handled food and so on, and took the number of principals and assistant principals, you would move closer to my figure of 189 percent, I am thinking of. It is an adequate amount, I think, in terms of our budget. It is more than a justifiable sum. We try to keep a small number just to keep the system in support services. We have taken out of the central office.

CLASSIFICATION OF FOOD SERVICE PERSONNEL

Mr. VEYSEY. Where do those in the food service end up in this system of classification of positions?

Mr. WINNER. The dieticians and people of that kind would appear as specialists. Many of the workers themselves are part time and do not appear in this list.

Mr. VEYSEY. These are full time only.

Mr. WINNER. Yes, sir, these are full-time authorized positions only. The cooks, bakers, and people of that kind would be classified as technicians. There are area supervisors there.

NUMBER OF SCHOOL ADMINISTRATORS

I think one of the particular purposes of this chart was to compare particular types. In other words, to take a close look at the administrators who had been looked at most closely in 1972 as we reduced the budget, and see what the ratio really was of administrators and supervisors to the teaching staff.

Dr. SCOTT. Of the figure of 426 administrators, a good number of those are principals. I think 340 some.

Mr. BARRY. Congressman, if you look at this there is not much room to go. If you are looking at getting additional people or positions, there is not much latitude there. The next largest group is custodians. The others are very small compared to the large number of teachers. I think the significant part of this chart, if you compare what we are doing with other parts of the District Government, I think you will find our administrative overhead costs are significantly lower than most other departments.

Mr. VEYSEY. I think the most valid comparison would have to be with other schools, would it not?

Mr. BARRY. That would make a better educational comparison, yes.

Mr. VEYSEY. You cannot compare it with the Sanitation Department or the Police Department, or anything else.

I always like to see a good bit of attention directed at getting the maximum emphasis in terms of dollars on the teaching side. That is where the learning is either taking place or not taking place. There are some indications that in some parts of your system it is not taking place.

I would like to see it improve.

NEED FOR ADEQUATE ADMINISTRATIVE PERSONNEL

Dr. SCOTT. Congressman, I do speak to that issue. We run the real danger of not moving ahead historically here. As we have increased the amount of services going into the school system, we have not made a companion increase proportionately in some of our business units. Let us put it this way. We have some $30 million in Federal funds. As I look in the Office of Budget, Personnel and so on, I wonder how many people came out of those funds. That is why Congress permits us indirect funds. Title I runs close to $10 million, but it does not pay for any of us. We have increased more than the other school systems in the country. Yet we have not increased the people in these offices to give us service. So they pull the mainstream, thus causing people

to do more with less and thus reducing the effectiveness and ultimately the efficiency. I am of the opinion we are somewhat moving to the point where we are going to destroy ourselves by not adding appropriate administrative personnel. People do not like it. Our people do not have adequate people to go out and give us assistance, the very thing that the teachers want.

Unless we want a system that is one unit, with nobody accountable downtown, I raise the issue whether the new Superintendent can be accountable, when there are not people to implement certain decisions and see that things are being done.

We have to move a little bit toward that, in evaluation and support services.

NEED FOR STAFF DEVELOPMENT

Mr. BARRY. I think part of the problem is that we have reduced our elementary ratio from 28 to 1 to 25 to 1 and in secondary we have equalized. I think the problem is not necessarily adding a significant number of teachers. It is really trying to get more out of what we have, in terms of staff development, and in terms of taking the buyer's market and employing people with greater skill for us. I think you will get more effectiveness that way in terms of trying to make sure we have staff people who know what they are doing.

The Board has been very aware of this problem. In fact, we finished a hearing last week on some money from the Emergency Education Assistance Act, I think, where they are this summer going to have 102 teachers. I raised the question of Dr. Guines, would that be any test of what the teachers already know in their techniques? I think for the first time there will be some pretesting of teachers to see if they can teach, and we will be able to evaluate our personnel in a more efficient way. We have a serious problem in Washington where over the years once a person has gotten permanent tenure, there has been an absence of any evaluation beyond that. The Board of Education sort of bit the bullet on the permanent tenure issue with our principles.

We are catching a lot of flak from that. I assume our next level will be to do it with all our personnel. This will identify the weaknesses and try to correct them. We will get the people out of the system. We want people to work in terms of producing, and we should set some standards and some accountability. We should turn our attention now to see what is happening at the local school level.

We did not have time to do this before. We now have our budgetary and fiscal situation together and it reflects itself in these books. We are now ready to move to the local level and school by school accountability. where I think we will see some significant changes between now and this time next year.

Mr. VEYSEY. I hope so.

INCREASED FUNDING FOR CLASSROOM INSTRUCTION

Mr. WINNER. I think it is indicative of the agreement of the Board of Education that of the $3,500,000 of new and improved services being included in this budget, the Board determined that $3 million of that would be put directly into classroom instruction. Half a million dollars is being spent in management, but it is being spent to transfer

management functions currently funded from impact aid. There is no real increase. They have certainly put the kind of emphasis you mentioned on classroom structure.

Mr. VEYSEY. The Board has moved rightly in so doing.

Mr. Chairman, I always like to hear the Administrators explain the numbers.

Mr. NATCHER. Is there anything else before we take up, "Career Development?"

[No response.]

CAREER DEVELOPMENT (SEE PP. 36–42)

Mr. NATCHER. Under "Career Development" you are requesting $4,182,600 and 283 positions, an increase of $546,000 and 6 additional positions.

CONCEPT OF CAREER DEVELOPMENT

Dr. Scott, is the term "Career Development" an outgrowth of the old "vocational education" terminology? Is that what we have here?

Dr. SCOTT. It is an integration of what we consider an outdated concept of the career education and development concept.

Mr. NATCHER. I serve on another subcommittee, Labor, HEW, which considers appropriations for the Departments of Labor, and Health, Education, and Welfare. Dr. Sidney Marland, the Assistant Secretary for Education testifies before our committee. He is very much sold on career development.

ADDITIONAL POSITIONS FOR NEW CAREER DEVELOPMENT FACILITY

I believe the six additional positions you are requesting are to staff a new facility. Explain these positions and where the facility will be.

What is the new facility?

Mr. WINNER. That is the National Geographic Building. That will be the Career Development Center.

Mr. NATCHER. When will it be completed and ready for occupancy?

Mr. WINNER. I do not have the most current date. September 1973, is the target date.

Mr. NATCHER. The six positions are what positions?

Mr. WINNER. They are listed on page 300–7. Principal, assistant, librarian, counselor, and two clerical.

Mr. NATCHER. What is your starting salary on your TSA–6 principal?

Mr. WINNER. The starting salary for the master's degree, called group D, level 1, which is the smallest level, $17,455.

Mr. NATCHER. The other increases there on GA–300–7 are self-explanatory. Gentlemen, under "Career Development," Mr. Myers.

Mr. MYERS. Thank you, Mr. Chairman.

STAFFING FOR NEW CAREER DEVELOPMENT FACILITY

This is one area that I certainly have a lot of sympathy for because I think it is an area where we need to expand in order to qualify people to be self-sufficient. I am concerned about the increases as shown here, it seems to be all chiefs and no Indians. You are hiring a principal, an assistant principal and a librarian but you aren't hiring anyone to teach a person how to weld or how to be a mechanic or how to make a living. Why is it that you are hiring all the administrators instead of hiring actual teachers?

Mr. WINNER. This particular unit is a new unit.

Mr. MYERS. A new unit does not mean a whole lot.

Mr. WINNER. It will have services moved in that will bring the teaching staff with them.

Mr. MYERS. Then you will reduce the staff someplace else to bring them into this school. That means some other school will have fewer staff, is that correct?

NEW CONCEPT OF SPECIALIZED CAREER DEVELOPMENT CENTERS

Mr. BARRY. Basically, what we are doing is trying to move to a new concept of career development where you start in kindergarten and elementary and junior high with exposure to it. Specially in this regard, we are taking some of the graphic arts that are sort of isolated out in the schools and do not have enough resources and putting them in one place with as much modern equipment and machinery as you can. The people who are now teaching those courses will bring their styles to that center. That is a way of trying to improve the delivery of services in this area.

Mr. MYERS. You might call it an education visitor center.

Mr. BARRY. I would not say it is a visitor center.

Mr. MYERS. The students will not be attending the facility regularly, will they?

Mr. BARRY. They will go half a day. The idea of taking a vocational school and putting it by itself is becoming outmoded today.

Mr. MYERS. That is the way I look at it. Here again you are hiring a new principal for something that I do not understand. I don't understand why you hire a principal and no teachers.

Mr. BARRY. The teachers are coming with it.

Take Bell and Phelps Vocational Schools who are losing their printing areas, their staff will come to the center and teach there.

Mr. MYERS. Can't you bring the principal with them?

Mr. BARRY. No, because there are other things going there. There are 16 other courses that are being taught at those schools. If you bring the principal from over there you will have that school without any help. You are taking two areas from those schools and putting them in one place. You could not bring the principals, you put another one there. Just the area of graphic arts are going to the center. Not all of the courses are going. Does that clear it up?

Mr. MYERS. Yes, it does.

NEED FOR NEW CAREER DEVELOPMENT CENTER

I do not understand why you have to build a separate building in an institution if you are going to have the same teachers. Why not leave it in the same building?

Dr. SCOTT. The programs and existing facilities are inadequate for a contemporary program.

Mr. MYERS. What is inadequate?

Dr. SCOTT. The facility was built years ago. That is why we have this new building. There is money existing in the Federal Government to help underwrite some of these modern buildings. We cannot have youngsters training on equipment which is outdated. Rather than sending 10 or 15 kids here and another 15 to this school and give them inadequate programs because you cannot combine your resources in 10 centers, you combine them in one center, and bring the teaching staff, but you need an administrative unit to supervise that structure. It is a much better program.

Mr. MYERS. How many schools will be consolidated into this kind of facility?

Dr. SCOTT. It is the number of students and not the number of schools.

CONSOLIDATION OF VOCATIONAL TRAINING SCHOOLS

Dr. CAWEIN. There are approximately 75 students involved in the graphic programs in three of our vocational schools which will be consolidated into the center. As Dr. Scott has indicated, in that process of bringing the teachers and equipment together it will be possible for us to have one of the best graphics training centers in this part of the country. To attempt to do that with 25 students and one or two teachers in each school would be financially impossible. By having one center where we teach and six teachers and those 75 students and also bringing in additional students from the academic high schools who have received only introductory training in the academic high schools in graphics and move into the center on a part-time basis for refined and specialized training, it will be possible for us to train students in a whole range of graphics, specialized trade areas, which we have not been able to do to this point. To do so on some good equipment, specialized equipment, which it is financially impossible for us to do all over the place.

VOCATIONAL SCHOOLS AND CAREER CENTERS

I would add one other thing: We are in the process of moving to this pattern of centers. This will be our first center.

Over the next 2 to 3 years we will be moving each of our vocational schools into a specialized center. So in effect we are beginning on a process of musical chairs, as we move the programs and consolidate them into cluster areas, which is what Dr. Marland's program has emphasized, and each one becoming a specialized part-time center with a different specialized training capability.

Mr. MYERS. You are intending to build new facilities for each vocational program?

Dr. CAWEIN. This is not a new facility. This is an old warehouse building.

Mr. MYERS. It may not be a new building, but it is a new facility.
Dr. CAWEIN. That is correct.
Mr. MYERS. It was not in your inventory 2 years ago.

REMODELING OF VOCATIONAL FACILITIES

Dr. CAWEIN. That is correct. In the other areas our first step will be to remodel the present vocational facilities into centers. The details of that planning should be ready hopefully by next year, at which time we will be asking for the money to do the remodeling. One of our problems with the vocational schools is that the facilities are old and outmoded and need extensive remodeling and new equipment. This is the first stage toward that.

As indicated here it will enable us to begin to serve in the communications cluster area an increased number of students on a part-time basis with an expanded and more indepth pattern of training, without a significant increase in cost.

Mr. MYERS. Thank you.
Mr. NATCHER. Mr. Veysey.
Mr. VEYSEY. I have no questions, Mr. Chairman.

ADULT AND CONTINUING EDUCATION (SEE PP. 43–48)

Mr. NATCHER. Now we take up adult and continuing education where you are requesting $2,706,000 and 90 positions. Here we have an increase of $329,700 and 33 positions.

POSITIONS FOR COMMUNITY SCHOOL PROGRAM

Mr. NATCHER. Justify the increases requested, including the new positions, which I understand are to staff new schools under the community school program.

Mr. WINNER. Yes, sir.

The increases listed on page 400–7 indicate the same kind of increases for salaries, as in other activities. These particular facilities are the community service facilities that are being built in conjunction with some of our new construction. Washington Highlands, Woodson Senior High, Walker Jones Elementary, and so on. These school units have additional facilities, each one different. They have recreation areas, they have swimming pools, they have elements which were not included as part of the regular elementary school, for example. These positions are meant to be management positions, to coordinate the activities of a number of city agencies in those facilities rather than having a number of independent programs operating without any management or without any supervision. These particular positions that are being requested are not to operate school programs as such. We will have our own program staff operating our educational programs. These are meant to manage the facilities in the same way a principal would manage the school.

This gives the principal an assistant principal and some community people to assist in the development of a complete program in those larger facilities.

NUMBER OF SCHOOLS IN COMMUNITY SCHOOL PROGRAM

Mr. NATCHER. How many schools do we have now under the community school program?

Mr. WINNER. At the present time we have just one operating in this fashion.

We have Woodson Senior High School, which has a facility of this kind. Last year we were required to redirect staff from our own resources to manage that building. We have community schools, 11 in number.

Mr. NATCHER. Eleven community schools?

Mr. WINNER. Yes.

Mr. NATCHER. How do you gentlemen and ladies feel about this program? On this side of the table we think it is real good. How do you feel about it?

Mr. Barry, let me tell you how this got started as far as the interest on this side is concerned.

[Discussion off the record.]

Mr. NATCHER. You said there are 11 school buildings in the community school program?

Mr. WINNER. Yes, sir.

Mr. NATCHER. Is that in this budget?

Mr. BARRY. Yes, sir.

Mr. NATCHER. Do you wish there were 14?

Mr. BARRY. There will be 14. They are listed in the justification.

Mr. NATCHER. Mr. Myers, any questions on "Adult and Continuing Education?"

Mr. MYERS. I join you, Mr. Chairman, in support of the community school program, because the schools are one of the biggest items we have in any budget and one of the most costly, and to use them 20 percent of the time is certainly not a very wise investment. As the chairman has said, we have the facilities and they should be used.

KINDS OF POSITIONS REQUESTED FOR COMMUNITY SCHOOL PROGRAM

I am concerned about some of the responsibilities. You are asking for three assistant principals. What will be the responsibility of the assistant principal in this role?

Dr. SCOTT. There is a variety of city agencies who operate in that building or facility. The school system has agreed to take the responsibility for submitting the request for the staff. The reason we took, is the fact that the building is tied into the local school unit. We have income built in that was not related to the principal who has to assume the responsibility for the total facility with an assistant principal serving him and being there solely for the community service facility and not being used on the educational side. We need someone there for the hours of day. That is his responsibility to see that the building is well administered and providing services. There will be all kind of interest groups and citizens trying to use the building. That is the reason we established this pattern. That was after great discussion with all the different agencies as to the best administration of that building.

Mr. MYERS. You have someone who has responsibility for these buildings. You have eight buildings that provide this type of service. Do you have eight assistant principals?

Mr. WINNER. Sir, we have only one school, Woodson Senior High, that is designed to provide this array of services. We have 11 buildings which have assistant principals of this kind and which operate community schools.

Mr. MYERS. Eleven.

Mr. WINNER. Yes.

Mr. MYERS. And 3 will make 14.

Mr. WINNER. Yes, sir.

In this case we can only offer the particular facilities of that school and they would be exclusively educational facilities, classrooms, laboratories.

QUALIFICATIONS FOR ASSISTANT PRINCIPAL

Mr. MYERS. What type of training or education will this person have to have to qualify for the position of assistant principal? Will he have to be a teacher?

Dr. SCOTT. No, the individual does not have to be. The Board at my urging modified the prerequisite to qualify for a principalship. I thought we were more interested in leadership and experience rather than solely a person who had been in the classroom.

In this setting in the discussion of the role to administer this building, we indicated we were not necessarily interested in an educational type of person, because we didn't think that was necessary. We wanted to handpick people who were concerned about the thrust of community education and service rather than an administrator who viewed himself solely as an educator.

Mr. MYERS. They are on the same pay scale as an assistant principal who is an educator?

Dr. SCOTT. His responsibility would be very much the same. It is TSA–8, which is not one of the largest salaries in the system.

Mr. MYERS. A lot of teachers throughout the country are not making that much.

Dr. SCOTT. We had a situation where some teachers were leaving the assistant principalship in order to go back to teaching because they made more.

RESPONSIBILITIES OF COMMUNITY SCHOOL STAFF

Mr. MYERS. There will also be one clerical position and one receptionist. What will be their responsibilities?

Dr. SCOTT. I am trying to go from memory. We just worked on this 2 or 3 weeks ago in terms of job description. I will send you a copy in each of these cases. Somebody has to direct a citizen. We are providing services in some cases to people who are in desperate need of assistance, period, and there will have to be someone in the building to greet them.

Mr. MYERS. Can't you combine those two functions into one position?

Dr. SCOTT. If you visit our schools and look at our present workload and ask the administrative aid in a high school who has to deal with students, type, take dictation from the principal, deal with behavioral problems occasionally, irate parents and visitors, it is a multifaceted job. We want good supervision of that unit because it does relate directly to our regular school program.

[The job descriptions and information referred to above follow:]

DISTRICT OF COLUMBIA PUBLIC SCHOOLS—COMMUNITY FACILITIES SCHOOL—DESCRIPTION OF OPERATIONS

PURPOSE AND FUNCTION

The purpose and function of the community facilities school is to serve as a center for:

Education.—K through 6 as well as adult—with the school providing optimum opportunity for study and learning.

Recreational and cultural activities.—With the school serving as a focal point for community leisure time activities; such as recreation and physical fitness, cultural enrichment, group work, tutoring, senior citizens affairs, arts and crafts, and drama.

Welfare and social services.—With District agencies making available to individuals and families health and counseling services, legal aid, welfare and employment services, and more.

Neighborhood and community life.—With District agencies assisting citizens in the study and solution of neighborhood problems via and other types of meetings; expanding and diffusing leadership throughout the community.

GOAL

The goal of the community facilities school is to foster community education which involved organizing comprehensively and cooperatively on a year-round basis a total educational, human services, and community self-development program. The scope of this coverage includes development of the principle of interagency cooperation at the level of local and Federal Government, as well as cultural and private agencies, and will result in the improved delivery of the total range of services at the local level.

OBJECTIVES

The community facilities school will—

Correlate community education with the regular school instructional program so as to give it maximum support;

Develop programs arrived at through involvement and participation of all segments of the community;

Extend the community use of facilities in the school for the purpose of developing the full potential of all the people in every age group in the community;

Coordinate programs conducted by a variety of agencies and people; and

Facilitate the delivery of human and social services at the neighborhood level.

COMMUNITY FACILITIES SCHOOL STAFF ROLE RELATIONSHIPS

BASE MANAGEMENT STAFFING OF COMMUNITY FACILITIES SCHOOL

The list of base management staff with brief statements of responsibility follows:

TSA–8

This officer has the responsibility for the administration and management of the community facilities wing. He maintains the Board of Education's interest in the facility. He is responsible to the building principal.

GS–1: Community coordinator

This officer is responsible for publicizing services available at the community facilities school, for recruiting students for community education program, for

determining community interests and needs, and for coordinating programs in the facility with other agencies. He is responsible to the assistant principal for community school programs.

GS–5: Administrative clerk (typing)

This employee is responsible for performing administrative and clerical duties pertinent to the efficient operation of the office; receives general supervision from the assistant principal for community school programs.

GS–2: Receptionist

This employee is responsible for receiving and opening all mail and logging it in, and for performing such other duties as might be appropriate.

GS–4: Community aide educational aide

This employee serves under the direct supervision of the Assistant Principal for community school programs and works with the community coordinator to provide supportive assistance in the performance of routine duties, thus allowing the community coordinator to attend to more professional duties.

GS–4: Security aide

This employee is directly responsible to the assistant principal for community school programs and provides surveillance for the facility. This employee is responsible for monitoring and checking the physical condition of the building to insure the safety of employees and participants, and to discourage the presence of disorderly persons and situations.

COMMUNITY AND EDUCATIONAL AIDES

Mr. MYERS. What do the community aides do? Also, the educational aides. You have so many people in each one of these facilities that it seems they would be standing around looking at each other.

Dr. SCOTT. No; I don't think that is the case. We are using some titles that exist already in the budget because we modified the role. It is easier to take the existing role and modify it to get it more appropriately through the bureaucracy of our District government. These individuals are the outreach people who go out and help to provide some solidarity in the community toward informing people of the program, recruiting people into the program, and following people through the home. I think you will understand it better if you get our document that outlines the role of each individual, because a school service facility may very well have more people going through it, adults, than the school unit itself. The traffic pattern might be busier in the service facility.

Mr. MYERS. Thank you, Mr. Chairman.

SPECIAL EDUCATION PROGRAM (SEE PP. 49–59)

Mr. NATCHER. Let us take up next the special education program. You are requesting $10,268,500 and 601 positions. Here we have an increase of $1,390,600.

PROGRESS REPORT ON SPECIAL EDUCATION

Give us a report on this program. How is it working?

Dr. SCOTT. Mr. Chairman, I think my greatest feeling of accomplishment in terms of programs is in the area of special education. We deal with a greater number of students more effectively. I think we have delivered one of the better delivery systems relating to students. Our promises in terms of fulfillment are still to be realized. I think we may be 2 or 3 years away because it is a training problem of our teachers.

I think our delivery system is sound. It is a matter of implementation with qualified people at all levels and bringing all teachers and personnel into the mainstream of special educational services.

Mr. Van Dyke, who is the third person in my tenure to head up the Special Education Department is here.

Mr. NATCHER. Mr. Van Dyke, how do you feel about it generally? Is it working all right?

Mr. VAN DYKE. In general the answer is overwhelmingly, yes, at this point in the planning stage.

STATUS OF IMPLEMENTATION OF WADDY COURT DECREE

Mr. NATCHER. This is a matter that has been subject to court action; isn't that correct?

Mr. VAN DYKE. Yes, sir.

Mr. NATCHER. What is the situation now as far as the court action is concerned?

Dr. SCOTT. I think Judge Waddy said that no school-age child, or a child who is covered by the Compulsory School Attendance Act, is to be denied services for an exceptional need. So, therefore, any youngster we identify the judge forces us to identify them much faster and more effectively and provide those services.

He would not tolerate a long waiting list. That is where we stand. Identifying youngsters as rapidly as we can, and making appropriate assessment of their needs, and delivering services and evaluating the needs. We are treating more youngsters more effectively in this regard.

The rights of the exceptional child have a greater implementation than the right of a child who is disadvantaged in the sense that he comes from a poor environment but is not exceptional in terms of being physically and mentally handicapped.

Mr. NATCHER. How much was the increase last year?

Dr. SCOTT. $2.1 million.

MANDATORY INCREASES

Mr. NATCHER. You are asking for an increase of $1,390,600. Justify the increase, please.

Mr. WINNER. These increases are all of a mandatory nature, so to speak. They are within-grade increases, salary increases, the annualization of positions from last year, and finally the restoration of several of the teaching positions which were held vacant again because of the vacancy allowance.

Mr. NATCHER. Mr. Myers.

STUDENT-TEACHER RATIO FOR SPECIAL EDUCATION

Mr. MYERS. Thank you, Mr. Chairman.

What is the student-teacher ratio in special education?

Dr. SCOTT. It varies. I think in some cases it goes 1 to 1, 1 to 8, 1 to 10.

Mr. MYERS. What is your average? I realize that in every public school the ratio of students to teachers is not the same in every room or class.

Dr. SCOTT. It depends on the kind of service.

Mr. VAN DYKE. It would vary with program and it is not meaningful to talk about averages.

Mr. MYERS. How many students do you have in special education?

Mr. VAN DYKE. Approximately 8,000 as of the end of February.

Mr. MYERS. How many teachers?

Mr. VAN DYKE. Approximately 400.

Mr. MYERS. Thank you.

Dr. SCOTT. I want to caution that is not the way to approach the pupil-teacher ratio. I am going to leave here convincing you that it is not.

Mr. MYERS. You may leave here, but you may not convince me.

Dr. SCOTT. I am going to try, at least. This is my last try. You will come out with a ratio that is inadequate in this sense because some of our youngsters receive partial service from the special education. We are putting teachers to deal with them on a part-time basis. In some cases the blind are 1 to 5. We have other cases of 1 to 10. One has to look at that program and make a determination. You cannot take 400 and divide it into 8,000 and come out with a fair ratio. It does not speak to all the programs.

Mr. MYERS. Thank you.

Mr. NATCHER. Mr. Veysey.

SPECIAL EDUCATION COSTS PER PUPIL

Mr. VEYSEY. I will try one more. Could you submit for the record the cost per child of special education broken out by categories?

Dr. SCOTT. Yes, we can do that.

[The information follows:]

DEPARTMENT OF SPECIAL EDUCATION—COST PER-CHILD BY PROGRAM, 1972–73 [1]

Program	*Cost per child*
1. School based program	$598
2. Visually Impaired	3,593
3. Mobile Crisis Team	([2])
4. Tuition Grant	([3])
5. Hearing Impaired	2,898
6. Mobile Diagnostic Team	2,022
7. Webster School (Pregnant school-aged girls)	715
8. Sharpe Health School (Physically Handicapped)	2,544
9. Mental Health Stations (Emotionally Disturbed Children)	1,790
10. Educational Assessment Team	([4])
11. Crisis Resource Teacher Program	425
12. Morse Crisis Intervention Center (Emotionally Disturbed Adolescents)	3,921
13. Visting Instruction Corps (Hospital and Homebound)	792
14. Trainable Mentally Retarded	2,294
15. Guided Group Interaction	231
16. Non-Categorical Compensatory Learning Centers (Title I)	([5])

[1] Based upon program enrollment data as of February 28, 1973.
[2] Program discontinued February 1, 1973.
[3] 3,000 plus $250 transportation allowance.
[4] N/A, absorbed in other programs.
[5] Federally funded.

SPECIAL EDUCATION REPROGRAMING ACTION

Mr. NATCHER. New let us take up this reprograming request of $100,000, Dr. Scott. We have the Commissioner's letter of May 7, 1973, requesting this reprograming action, and we will insert it in the record at this point.

[The letter referred to follows:]

THE DISTRICT OF COLUMBIA

WASHINGTON, D.C. 20004

WALTER E. WASHINGTON
Mayor-Commissioner

MAY 7 1973

Honorable William H. Natcher, Chairman
Subcommittee on Appropriations for the
District of Columbia
U. S. House of Representatives
Room 2333, Rayburn Building
Washington, D. C. 20515

Dear Mr. Chairman:

With this letter I am submitting a reprogramming request in the amount of $100,000, within the D. C. Public Schools Department of Special Education. This reprogramming is necessary to meet expenses for tuition grant students; funds are available for reprogramming because of savings in personnel compensation.

The need for additional funds in the Tuition Grant Program is caused by two factors:

1. There have been increases in the costs charged by the private sector during the 1972-73 school year.

2. The Mills Decree required the Schools to pay costs of services supportive to the educational process, i.e., transportation, some therapeutic services, etc.

Savings have been realized in Special Education personnel compensation because of vacancies experienced in the early part of the school year. These vacancies unavoidably occurred because of difficulties in finding suitably skilled staff to carry out the new Special Education programs.

This reprogramming action was approved by the City Council on April 9, 1973. We would appreciate your prompt consideration of this request.

Sincerely yours,

Walter E. Washington
Mayor-Commissioner

cc: Mr. Earl Silsby

Form OBPA-28
Rev. March 21, 1972

Transmittal No. 73-69

Reprogramming or Redirection Request

Agency: D. C. Public Schools

Fiscal Year 1973

1. Type of Action Requested: (Check one)

Reprogramming /x/ Redirection /_/

2. Amount of funds to be reprogrammed: $100,000

3. Title of program to receive funds: Tuition Grants Program-Special Education GA-03-010-501-00-53A-25-54

4. Title of program providing funds: Mind Program-School Based Program GA-03-010-501-00-52H-1A-41

5. Use of funds:

Personnel:

Number	Job Title and Grade (Detail)	Full-Year Funding $	Funding Required This Fiscal Year $
	Total, Personnel Funds		
	Related Benefits:		
	Total, Related Benefits		
	Other Objects of Expenditure:		
	Supplies		
	Equipment		
	Travel		
	Detail of Other: Tuition Grants		$ 100,000
	Total, Other Objects of Expenditure		
	Total, Funding Required for Reprogramming ...		$ 100,000

Public Schools No. 147

6. Availability of Funds:

Personnel Funds	$ 100,000
Related Benefits Funds	
Other Objects of Expenditure by Main Object:	
Travel	
Supplies	
Equipment	
Detail of Other:	
Total, Other Objects of Expenditure	
Total, Funding Available for Reprogramming	$ 100,000

7. Justification of Reprogramming: (Include explanation of why funds are available in source program and why they are needed in receiving program)

The schools are under direct restrictions to spend all Special Education funds, and to ensure that these funds are spent for direct Special Education purposes. This request is to make available addition all funds to place children needing Special Education in private institutions. Through November there were 50 Class 15 teacher positions in this program vacant. Funded at an average salary of $11,106 each a total of approximately $555,000 was allotted. This would make available $111,000 for the months of September and October when the positions were vacant. Of this amount authorization is requested to reprogram $100,000.

Approval:

Agency Head

Date

Budget Officer, D. C.

Date

Budget Office Comments:

Mr. NATCHER. According to Mr. Washington's letter, savings of $100,000 have been realized in special education personnel compensation because of the vacancies experienced in the early part of the school year.

EXPLANATION OF REPROGRAMING REQUEST

Mr. WINNER. Sir, as you remember the requirement last year was that in moving from the 1972 budget to the 1973 budget we were to redirect some $2.1 million and 160 positions from our other programs to special education. We submitted then a revised budget for the whole school system which showed this redirection. It showed the decreases from the other areas of the school budget. This was sent to you as a redirection earlier in this fiscal year. We followed that with a completely revised special education budget. One of the reasons we did this was that we saw that it was simply too dangerous to keep adding money and positions to Special Education as though they were layers. It would be much better to go back and review the entire special education program to insure that what was now $9 million was being spent in an integrated, coherent fashion. So we submitted to you then a revised budget, in which we rearranged a number of programs and adjusted the entire special education budget.

In implementing that budget, where we were obviously beginning in July and August with new programs, in a number of cases we were simply unable to employ the required persons in the new positions that had been established at the very beginning of the year. So that savings in effect accrued because we were unable to recruit these people.

REPROGRAMED FUNDS FOR TUITION PROGRAMS

There is a requirement in the legislation that we spend all of the money appropriated for special education only and that it not be used for any other purpose in our budget. In order to use that money appropriately we are asking here that some of those savings which have accrued through the year be spent for tuition programs to offer at least tuition assistance to some of those children.

Mr. NATCHER. Gentlemen, on this reprograming request. Mr. Myers.

Mr. MYERS. What type of tuition programs are you referring to? They would be for handicapped children; wouldn't they?

Mr. WINNER. That is correct.

RECIPIENTS OF TUITION GRANTS

Mr. MYERS. What type of tuition? Payable to whom and for what type of training?

Mr. VAN DYKE. There are a number of private schools with whom we contract. All of the children on tuition grants are those for whom we have no in-house program and who vary in terms of severity and multiplicity of their problem. These are kids who are not easy to program and you have to have special kinds of facilities and training background. The moneys are paid in forms of tuition grant to these children to attend a private facility.

Mr. MYERS. The facility would be within the District or within the metropolitan area.

Mr. VAN DYKE. For the most part, yes. There are a few that are extended distances when you need a very specialized service. Perkins School for the Blind is a well-known place that is not in Metropolitan Washington.

Mr. MYERS. Is there a way for families to contribute to this cost if they are financially able?

Mr. VAN DYKE. Judge Waddy has declared that all children are entitled to free public school education.

Mr. MYERS. But that all students should receive the same amount of education and the same amount of money spent on their education?

Mr. VAN DYKE. That decision excludes special education.

Mr. MYERS. I did not read that part.

Thank you. That is all, Mr. Chairman.

Mr. NATCHER. Are there any other questions?

FACILITIES (SEE PP. 60–67)

If not, let us take up Facilities where we have a request for $23,083,200 and 1,535 positions, an increase of $2,041,600 and 63 additional positions. Who is going to justify the increases? We have our old friend, Mr. Granville Woodson with us.

Granville, we have been here about the same number of years and you and I both have a few more gray hairs now than we used to have back yonder. We started about the same time on this committee.

Mr. Veysey, Mr. Woodson's father was in the school system for years. They named a school building after him, the Woodson High School. That is the way they ought to name these buildings. Mr. Woodson, what about these increases? Take them up, please.

MAINTENANCE AND CUSTODIAL POSITIONS

You have 63 additional positions and an increase of $2,041,600.

Mr. WOODSON. Mr. Chairman, we have in this $2,441,000 schedule 3. This is in the District appropriation. There are $584,000 for salaries for new staffing and for 18 positions, for which we have found a shortage in existing school plants. There is a total of 63, 45 being for new buildings and 18 which we are requesting for existing buildings.

I want to say that we have worked this out on the Booz-Allen-Hamilton formula. I brought along a copy of the calculations which we go through. That calculation shows the use of the room, the kind of room it is, its construction—whether it has tile floors and walls—how you clean it up and how frequently I have to clean it up. It shows the work that has to be done outside the building. So these are very carefully calculated shortages and we are hopeful we get these 18 in addition to the 45 positions in the new buildings.

NEW FACILITIES AND COMPLETION DATES

Mr. NATCHER. Mr. Woodson, provide for the record and submit to Mr. Silsby a list of your new facilities and your estimated completion dates. Maybe you have that with you.

Mr. WOODSON. I have some.

Mr. NATCHER. If you don't have it, submit it for the record.

[The information follows:]

CUSTODIAL AND ENGINEERING STAFFING FISCAL YEAR 1974 REQUEST

	Grade	Positions	Funding (months)	Request
1. New construction:				
Brookland Elementary Replacement (December 1973):				
Engineer-custodian	WS-4	1	8	8.2
Assistant engineer-custodian	WG-9	1		8.7
Assistant custodian	WS-1	1		6.8
School maintenance workers	WG-3	5		31.4
Bruce-Monroe Elementary replacement (May 1973):				
Assistant custodian	WS-1	1	12	8.1
School maintenance workers	WG-3	5		37.7
Bowen Elementary modernization (November 1973): School maintenance workers	WG-3	2	11	13.8
Merritt Elementary replacement (June 1974): School maintenance workers	WG-3	4	4	10.0
Montgomery Elementary addition (June 1974): School maintenance workers	WG-3	4	4	10.0
Morgan Elementary replacement (August 1974):				
Assistant custodian	WS-1	1	1	.7
Repairman	WG-7	2		1.6
School maintenance workers	WG-3	5		3.1
Orr Elementary replacement (May 1974):				
Assistant custodian	WS-1	1	5	3.4
School maintenance workers	WG-3	5		15.7
Phelps Vocational High addition (June 1973): School maintenance workers	WG-3	2	12	15.1
Walker-Jones Elementary addition (October 1973): School maintenance workers	WG-3	3	12	22.6
J. O. Wilson Elementary addition (November 1973): School maintenance workers	WG-3	2	11	13.8
Total, new construction		45		210.7
2. Existing buildings (additional personnel needed based on recomputation of workload using authorized staffing formulas):				
Aiton Elementary School: School maintenance worker	WG-3	1	12	7.6
Ballou High School: School maintenance workers	WG-3	2	12	15.2
Banneker Junior High School: School maintenance worker	WG-3	1	12	7.6
H. D. Cooke Elementary School: School maintenance worker	WG-3	1	12	7.6
Drew Elementary School: School maintenance worker	WG-3	1	12	7.6
Garrison Elementary School: School maintenance worker	WG-3	1	12	7.6
Jefferson Junior High School: School maintenance workers	WG-3	2	12	15.2
Keene Elementary School: School maintenance worker	WG-3	1	12	7.6
Lee School for Mentally Retarded: School maintenance worker.	WG-3	1	12	7.6
Moten Elementary School: School maintenance worker	WG-3	1	12	7.6
Mott Elementary School: School maintenance worker	WG-3	1	12	7.6
Paul Junior High School: School maintenance workers	WG-3	2	12	15.2
Payne Elementary School: School maintenance worker	WG-3	1	12	7.6
Roosevelt High School:				
Repairman	WG-6	1	12	9.0
School maintenance worker	WG-3	1	12	7.6
Total, existing buildings		18		134.2
Total, staffing		63		348.9

OPENING OF NEW SCHOOL FACILITIES

Mr. NATCHER. Will all of these facilities be open during the fiscal year 1974?

Mr. WOODSON. All of them will be open either during the year or in the very early months of the coming fiscal year. There are some that would open in July and August. We need to have part of the staff on board.

Mr. NATCHER. Are you talking in terms of the fiscal year 1974?

Mr. WOODSON. Yes.

Mr. NATCHER. All would be open during the fiscal year 1974?

Mr. WOODSON. Yes, they will be open and completed.

Mr. NATCHER. How many months' funding is being requested for your new facilities and on what basis?

Mr. WOODSON. That varies from the time of the completion dates. I have these.

Mr. NATCHER. I believe you have adjusted your funding according to the opening date of the facility.

Mr. WOODSON. Yes, sir.

Mr. WINNER. Yes, sir, we have reported the annualization on page 600–7.

Mr. NATCHER. That is good.

INCREASE FOR UTILITIES

What about the increase of $1,490,900 requested for increased utility costs?

Mr. WOODSON. $1,490,900?

Mr. NATCHER. Yes.

Mr. WOODSON. We have in that $269,000 for telephones, $607,200 for electricity, $191,900 for fuel, and $176,500 for refuse collection. In addition to that we also have as a part of that figure, $119,000 for new buildings, fuel, electrical, telephone, and refuse.

Mr. NATCHER. These positions that you are requesting are all maintenance and custodial positions, and they are set forth there on pages 600–7. They are all necessary?

Mr. WOODSON. Yes, sir.

Mr. NATCHER. Mr. Myers.

Mr. MYERS. Thank you, Mr. Chairman.

NUMBER OF BUILDINGS AND CUSTODIAL EMPLOYEES

Am I correct that you presently have 600 buildings in operation?

Mr. WOODSON. That includes 400 demountable classroom units. Some of these are in six-room units, some in fours. There are two at about 20, one at 25, and one 30-room unit.

Counting the most simple way, there are that many classrooms.

Mr. MYERS. The total number of custodians you have working in all of these facilities is 1,442, which means that you have two and a half custodians per facility?

Mr. WOODSON. That is right, except for the fact that we have some supervisory personnel that are charged into this 1,400.

Mr. MYERS. Ten of them, I guess.

Mr. WOODSON. Engineering personnel. For example, we have one man in the preventive maintenance staff, and we have some people who maintain the boiler plants.

BOILER FIREMEN

Mr. MYERS. You show some boiler firemen positions. What is a boiler fireman?

Mr. WOODSON. A boiler fireman is a man who works in the coal-burning plants. That is his function, boiler fireman.

Mr. MYERS. You have just 12?

Mr. WOODSON. Yes, because we have now very few coal-burning plants left in the system.

Mr. MYERS. A custodian could not throw a few shovels of coal into a stoker, is that your theory?

Mr. WOODSON. These are in larger school plants, and we have a licensed engineer who is working and a boiler-fireman.

In the steam plants, and we have 12 left, somebody must be in attendance.

NIGHT CUSTODIANS

Mr. MYERS. You have 21 night custodians. What do they do?

Mr. WOODSON. These are people who serve a double duty. They work only in the high schools, and we have so much valuable equipment in there that we want to keep somebody on at night, all night. So they have a combination cleaning and watchman duty. They do pretty nearly a full cleaning load but they also cover the building.

GARDENERS

Mr. MYERS. You have 13 gardeners. What do they do?

Mr. WOODSON. The gardeners also work in the high school. You must recall that we have the stadiums and we have to take care of that and they take care of the planting and lawns.

Mr. MYERS. How many of your high schools have lawns? I have not seen too many with lawns.

Mr. WOODSON. All of them have some.

Mr. MYERS. Maybe I don't know a high school from another school.

Mr. WOODSON. Dunbar is the one that probably has the least amount of lawn. That is in the front of the building.

Mr. MYERS. There would not be enough there to have any gardener.

Mr. WOODSON. He maintains the stadium. Also these people are responsible for cleaning the outside grounds. They have the triple duty, you might say.

Mr. MYERS. Thank you.

Mr. NATCHER. Mr. Veysey.

Mr. VEYSEY. I have no questions, Mr. Chairman.

FOOD SERVICES (SEE PP. 68–72)

Mr. NATCHER. Let us take up next Food Services where you are requesting $4,921,900 and 33 full-time positions and 954 part-time positions for 1974. Here we have an increase of $122,900 and 56 additional part-time positions.

ADDITIONAL PART-TIME POSITIONS

Justify the additional 56 part-time positions that you are requesting.

Mr. WINNER. These are exclusively the addition of positions where we have constructed new facilities that will be open in the next fiscal year. These are either cafeteria facilities in new buildings or they are cafeteria facilities that have been added to existing buildings.

Mr. NATCHER. In other words, your part-time positions total how many?

Mr. WINNER. Fifty-six. That is the total increase.

Mr. NATCHER. They are the new ones.

Mr. WINNER. That is right.

Mr. NATCHER. Your 954 includes your 56 part time; is that correct?

Mr. WINNER. That is correct.

Mr. NATCHER. Where do you set forth your 954 part-time positions?

Mr. WINNER. They are on page 700–7.

Mr. NATCHER. That is 898 plus your 56; is that right?

Mr. WINNER. Yes, sir.

Mr. NATCHER. They are all necessary?

Mr. WINNER. Yes, sir.

BAG LUNCH PROGRAM

Mr. NATCHER. At one time we had a school bag lunch program here in the city. That was before you started providing facilities for a hot lunch program.

Mr. Rabaut was chairman. That was for boys and girls that really had to have something to eat. Your school lunch program is now being operated as in other cities. Does it completely take the place of the bag lunch program we had in operation at that time?

Mr. BEDFORD. It takes care of the bag program. It has been converted to a school hot lunch program.

We don't have the bag lunches anymore. The closest thing we have is a cold lunch that we use our major kitchens for. We transport lunches out of these to keep from building additional facilities. We have converted everything to hot lunches except 234 meals per day, approximately.

Mr. NATCHER. Mr. Myers.

EXPANSION OF FOOD SERVICES AMID DECLINING POPULATION

Mr. MYERS. Thank you, Mr. Chairman.

We sure need to feed the kids.

I am not trying to save on this. Why is it that we continually add more in food services each year with a continually diminishing number of total students. Four thousand fewer students and yet we will hire 56 more people to feed them.

Mr. BEDFORD. That is right. We are increasing the number of people we are feeding. We are improving the quality of our food, also. We are up on free lunches from 40,000 last year to 51,622. On our paid lunches, combined with all other food service activity, we are serving 95,000 lunches a day as compared to somewhere in the neighborhood of 89,000 last year. In previous years, maybe 3 or 4 years ago, we were providing lunches in accordance with the Department of Agriculture rules and regulations where every child who is needy is supposed to be provided a free lunch.

NUMBER OF MEALS SERVED DAILY

Mr. MYERS. Do you have a table showing the number of students you are feeding from all sources?

Mr. BEDFORD. Yes, on page GA–700–1.

Mr. MYERS. The breakout for 1972 and 1973 are the same.

Mr. BEDFORD. But the estimated meals served daily on the bottom is a total. Did you want a breakout of the totals?

Mr. MYERS. If you have it.

Mr. BEDFORD. I will provide it.

[The information follows:]

PUBLIC SCHOOLS OF THE DISTRICT OF COLUMBIA
FOOD SERVICE PROGRAM
FY 1970, 1971 and 1972

ELEMENTARY SCHOOLS:	1970	1971	1972
Number of Schools	140	141	145
Number of Schools with Kitchens	51	52	52
Number of Schools without Kitchens	89	89	93
*Daily Average Lunches Served	28,857	39,763	*44,754
Needy Lunches	22,120	34,500	39,416
1. Hot Lunches	21,937	34,324	39,182
2. Bag Lunches	183	176	None
(a) Lunch (Cold Pack Tray)			234
Hot Lunches to Needy	21,937	34,324	39,182
3. Served in Schools with Kitchens	10,637	18,027	18,645
4. Lunches Transported	11,300	16,297	20,537
Number of Lunches Sold to Pupils, Daily Average	6,737	5,263	5,338
Number of Schools Preparing Hot Lunches to be Transported to Satellite Schools	43	42	15
Number of Schools Without Preparation Facilities Receiving Hot Lunches	72	79	82
Number of Schools Receiving Bag Lunches (all bag lunches prepared in Terrell Junior High)	17	10	None
Number of Schools Receiving Cold Pack Lunch			9
Lunch Price to Students	$0.25	$0.25	$0.25
Needy Breakfast:			
1. Number of Schools with Breakfast Program	118	120	128
2. Daily Average Breakfast Served	10,978	14,062	15,000

PUBLIC SCHOOLS OF THE DISTRICT OF COLUMBIA
FOOD SERVICE PROGRAM
FY 1970, 1971 and 1972

SECONDARY SCHOOLS:	1970	1971	1972
Number of Schools (all secondary schools have kitchens and cafeterias)	46	46	46
*Daily Average Lunches Served	15,553	16,149	*16,671
Needy Lunches	3,553	7,649	7,933
Paid Lunches	12,000	8,500	8,738
Daily Average Breakfast	...	...	...
Lunch Price to Students	$0.30	$0.30	$0.30

*Figure includes only Type "A" meals. Total meals served, 89,562, which includes approximately 15,000 breakfast meals and 13,137 Ala Carte and employee meals.

Prepared by the
Office of Food Services
April 1973

Mr. MYERS. It is not that important really. The total is more important than the breakout.

Mr. BEDFORD. That is the total and shows the increase we have had since 1972. The current year of 95,000 that we will complete during our peak month and also what we anticipate we will be feeding next year, the amount of 102,000.

FUNDING SOURCES FOR SCHOOL LUNCH PROGRAM

Mr. MYERS. Are there other funds available for the hot lunch program? Can you use other funds to hire people?

Mr. BEDFORD. Yes; there are other funds from the Agriculture Department that we use to hire some of our staff.

Mr. MYERS. Are you going to expand that also?

Mr. BEDFORD. We are trying to expand that this year.

Mr. MYERS. How many additional children are you planning to feed under your expanded program?

Mr. BEDFORD. We have not found out our allowance and requirements. We cannot tell you at this time.

Mr. MYERS. If they give the allowance to you, you will spend it.

Mr. BEDFORD. If we get it we will try to serve more children. We have a summer program which is part of this. In the summer program we use the same workers. Since we hire these people only part time, their tour of duty with us is only 10 months. So during the summer we hire a large percentage of these people for the Mayor's feeding program and they continue to work and we do not have to have additional employees and use the same facilities all summer long, with the same procedure and management.

Mr. MYERS. Thank you.

INSTRUCTIONAL SUPPORT (SEE PP. 73–80)

Mr. NATCHER. Now let us take up Instructional Support, where you are requesting $6,256,600 and 333 positions, an increase of $422,300.

MANDATORY INCREASES

I believe all of this increase is mandatory, for annualization, salary increase, and within grades; is that correct?

Mr. WINNER. That is correct.

Mr. NATCHER. Is there anything on this increase, Mr. Myers?

Mr. MYERS. There are no new positions requested in this area.

Mr. WINNER. No, sir. This maintains the reduced staff that were authorized in 1973.

CENTRAL SERVICES AND MANAGEMENT (SEE PP. 81–99)

Mr. NATCHER. Now under Central Services and Management, you are requesting $16,612,800 and 543 positions. Here we have an increase of $2,670,800 and 45 additional positions. Justify the increase set out in schedule 5 on pages 900–7 and 900–8.

95-872 O - 73 - pt. 2 -- 16

Mr. NATCHER. Justify the increase set out on schedule 5 on pages 900–7 and 900–8.

MANDATORY INCREASES AND RETIREMENT CONTRIBUTION

Mr. WINNER. Yes, sir. The initial listings are for mandatory increases, for annualization, a salary increase, and within-grade increases. We also show here in this section of our budget this year the retirement contribution which in previous years had been included in the salaries themselves.

POSITIONS PREVIOUSLY FUNDED FROM IMPACT AID

The additional 45 positions that are listed here are positions which at the present time are funded from impact aid. They are what we consider essential management positions which we currently have available to us because of impact aid funding, which are clearly in jeopardy as a result of the reductions in impact aid. We have asked for the funds required to transfer these positions into the general fund to make them permanent management positions.

Mr. NATCHER. They are necessary at this time.

Dr. SCOTT. Extremely so.

Mr. WINNER. It is two-thirds of the budget.

Mr. NATCHER. Mr. Myers.

Mr. MYERS. I have no questions.

Mr. NATCHER. Now, as I explained a little while ago, we were able to go right along with the justifications here. They are set up in good shape this time. They are a whole lot better, Dr. Scott, than once or twice before. These are in good order. We can really go along and follow them.

We will take up "Capital improvements" next. It is nearly our quitting time so we will adjourn at this time until 10 o'clock in the morning, and then at that time we will start with "Capital improvements."

The committee will adjourn until 10 o'clock in the morning.

TUESDAY, MAY 8, 1973.

CAPITAL IMPROVEMENT PROJECTS—PUBLIC SCHOOLS

Mr. NATCHER. The committee will come to order.

We take up at this time the capital improvement projects for the Public Schools. The amount requested for fiscal year 1974 is $39,297,200 for 20 projects set out in order of priority on pages GA–CAP–1 through 3.

We have before the committee this morning Mr. Granville Woodson, along with other members and staff of the public schools.

Colonel Starobin, you are here to aid and assist in all the projects. We are glad to have all of you with us this morning.

JUSTIFICATION MATERIAL

We will insert the justification material in the record at this point.

[The justification material follows:]

1974-1979
CAPITAL IMPROVEMENTS PROGRAM SUMMARY
(dollars in thousands)

FORM OBFM 10 (Rev. 4/24/72)

Date of Preparation December 12, 1972

Fund General

Page	Priority	Project Number	Project Title	Service Area	Estimated Total Project Cost	Prior Appropriations	Capital Budget Request 1974	Program Estimate FY 1975	FY 1976	FY 1977	FY 1978	FY 1979	Estimate Beyond Program Period
GA-CAP-4	1	10-126	Benning Elementary School Replacement, 40th & E. Capital Sts., N. E. (Area 8B)	3	4,960.0	S 324.0 CS 240.0 C 2,400.0	CS 165.0 C1,651.0	E 180.0					
GA-CAP-7	2	10-316	M.M. Washington Vocational School Addition, O St. bet. 1st & N. Capital, Sts., N.W.	6	3,632.6	CS 190.0 C 1,900.0 E 244.6	C1,180.0 CS 118.0						
GA-CAP-9	3	10-297	New Elementary School Wheeler Rd. & Savannah St., S. E. (Area 14)	4	7,119.7	S 510.0 CS 334.0	CS 238.5 C5,725.0	E 312.2					
GA-CAP-12	4	10-135R	Takoma Elementary School Replacement, Piney Branch Rd. & Dahlia St., N.W. (Area 21)	1	7,467.4	S 343.0 CS 477.0 C 1,134.0 E 93.0	CS 220.0 C5,011.0	E 189.4					
GA-CAP-15	5	10-168	Gage-Eckington Elementary School Replacement, 3rd & Elm Sts., N.W. (Area 13)	7	7,054.3	S 1,660.0 CS 190.0	CS 283.0 C4,730.0	E 191.3					
GA-CAP-17	6	10-113	Burrville Elementary School Replacement, Division Ave. & Hayes St., N.E. (Area 8C)	3	8,316.8	S 334.0 CS 428.0	CS 287.0 C7,035.0	E 232.8					
GA-CAP-20	7	10-119	West Elementary School Replacement, Farragut St. bet. 13th & 14th Sts., N.W. (Area 1)	1	6,379.5	S 637.0 CS 400.0	C6 108.0 C5,000.0	E 234.5					

Agency D. C. PUBLIC SCHOOLS

For each project indicated in FY 1974 through the beyond column indicate before the amount of funding: PS (preliminary survey), S (site), CS (construction services), C (construction), and E (equipment).

Page GA-CAP-1

1974-1979
CAPITAL IMPROVEMENTS PROGRAM SUMMARY
(dollars in thousands)

FORM OBFM 10 (Rev. 4/24/72)

Date of Preparation December 12, 1972

Fund General

Page	Priority	Project Number	Project Title	Service Area	Estimated Total Project Cost	Prior Appropriations	Capital Budget Request 1974	Program Estimate FY 1975	Program Estimate FY 1976	Program Estimate FY 1977	Program Estimate FY 1978	Program Estimate FY 1979	Estimate Beyond Program Period
GA-CAP-23	8	10-245	Bancroft Elementary School 18th & Newton Sts., N.W.	7	1,577.4	S 208.0 CS 90.0	CS 27.0 C 1,171.0	E 81.4					
GA-CAP-26	9	10-221	Perry-Simmons Elementary School Replacement, 1st, 2nd, H & I Sts., N. W. (Area 12)	6	6,883.5		S 104.0 CS 380.0	CS 214.5 C5,945.0	E 240.0				
GA-CAP-29	10	10-203	Lenox-Giddings Elementary School Replacement, 5th St. bet. G St. & Va. Ave, S.E. Area 20	5	5,569.1	S 395.0 CS 121.0	CS 140.0	CS 206.5 C4,567.0	E 139.6				
GA-CAP-31	11	10-386	Ft. Lincoln Secondary School Ft. Lincoln New Town (Area 3)	2	26,400.0	PS 100.0	CS1,400.0	CS 900.0 C23,000.0	E 1,000.0				
GA-CAP-33	12	10-144	Anacostia Senior High School Addition, 16th & R Sts., S. E. (Area 5)	4	5,900.5	CS 485.5 C 4,855.0	E 560.0						
GA-CAP-36	13	10-154	Montgomery Elementary School Addition, P St. bet. New Jersey Ave. & 5th St., N. W. (Area 12)	6	2,955.7	S 749.0 CS 190.5 C 1,905.0	E 111.2						

Agency D. C. PUBLIC SCHOOLS

For each project indicated in FY 1974 through the beyond column indicate before the amount of funding: PS (preliminary survey), S (site), CS (construction services), C (construction), and E (equipment).

1974-1979
CAPITAL IMPROVEMENTS PROGRAM SUMMARY
(dollars in thousands)

FORM OBPM 10 (Rev. 4/24/72)

Date of Preparation December 12, 1972

Fund General

Page	Priority	Project Number	Project Title	Service Area	Estimated Total Project Cost	Prior Appropriations	Capital Budget Request 1974	Program Estimate FY 1975	FY 1976	FY 1977	FY 1978	FY 1979	Estimate Beyond Program Period
GA-CAP-38	14	10-290	Ft. Lincoln Elementary School No. 1, Ft. Lincoln New Town (Area 4A)	2	7,668.5	CS 662.5 C 6,625.0	E 381.0						
GA-CAP-40	15	10-122 10-288	Morgan Elementary School Repl. & Add. - 18th & California Streets, N. W.	7	9,277.5	8,959.0	E 318.5						
GA-CAP-43	16	10-215	Merritt Elementary School Repl. 50th & Hayes Street, N. E.	3	5,033.5	4,840.5	E 193.0						
GA-CAP-45	17	10-301	Equipment, New and Improved Services	CW	2,000.0		E 2000.0						
GA-CAP-48	18	10-238	Young Elementary School Mod. 24th & Benning Road, N. E.	5	4,747.6		CS 260.0	CS 150.5 C4,105.0	E 232.1				
GA-CAP-51	19	10-371	Wilson Senior High School Addition (Swimming Pool) Nebraska Ave. & Chesapeake St., N. W. (Area 1)	8	3,925.0		CS 225.0	C3,680.0	E 20.0				
GA-CAP-52	20	10-262	Lafayette Elem. School Mod. Northampton St., & Broad Branch Road, N. W.	8	4,735.5		CS 275.0	CS 145.5 C4,205.0	E 110.0				
					131,604.1	42,024.6	39,297.2	48,540.6	1,741.7				

Agency D. C. Public Schools

For each project indicated in FY 1974 through the beyond column indicate before the amount of funding: PS (preliminary survey), S (site), CS (construction services), C (construction), and E (equipment).

FORM OBFM 7 (Rev. 4/22/72)

CAPITAL IMPROVEMENTS PROJECT SCHEDULE
FISCAL YEARS 1974-1979
(dollars in thousands)

Date of Preparation December 12, 1972

Fund General

Project Number: 10-126
Project Title: Benning Elementary School Replacement
Project Location: 40th & East Capitol Sts, N.E. (Area 8B)

Square & Lot Numbers: *See Justification

Community Services Area No. 3

Capacity of Facility:
708 (net increase 338) to meet Board Standards

Agency Priority: 1
Estimated Occupancy Date:
Month Sept. Year 1975

Replacement [x] New [ ]
Expansion [ ] Modernization [ ]

Model Cities Area: [ ] Yes [x] No

Urban Renewal Area: None
Credit % .....

Estimated Operating Budget Costs

	Current	1st Year	2d Year
Maintenance .	66.0	102.1	96.2
Program	273.4	521.9	484.2
Federal Grant	.....	.....	.....
Total	339.4	624.0	580.4

Relocation Data

Families	3
Individuals ..	0
Businesses ...	0
Other	0

Federal Grant Funds
Grantor .... None

Federal % .. None

Capital Improvements Project Estimate	Estimated Total Project Cost	Prior Appropriations	Unobligated Balance	Appropriation Request FY 1974	Program Estimate FY 1975	FY 1976	FY 1977	FY 1978	FY 1979	Estimate Beyond Program Period
Prel. Surv...	.....	.....	...	.....						
Site.....	324.0	324.0	253.3							
Cons. Serv...	405.0	240.0	...	165.0						
Construction	4,051.0	2,400.0	2,400.0	1,651.0						
Equipment....	180.0	.....	...	.....	180.0					
Total	4,960.0	2,964.0	2,653.3	1,816.0	180.0					

PROJECT JUSTIFICATION:
This project replaces the present Benning Elementary School in accordance with the Board of Education's policy to replace obsolete buildings which are educationally inadequate. The original Benning School, built in 1883 with an addition in 1943, does not have essential educational facilities such as speech room, music room, instructional resource center and health suite, all designated by the Board of Education as necessary for a comprehensive educational program.

SCOPE OF WORK OUTLINE:

Rooms	Total	Rooms	Total
Pre-kindergarten Suites	1	Science Areas	2
Kindergarten	2	Skills Development Carrels	89
Individual Instruction	7	Teachers' Prep	2
Resource Teaching	2	Reading Clinic	1
Learning Centers	2		
Speech Room	1		
Music Room	1		
Art Areas	2		

Agency D. C. Public Schools

Justification (Continued)

Banning Elementary School Replacement (Continued)

This school is being built under the Learning Center concept. Skills development room with carrells, art area, science area, teachers' preparation room, individual instruction and conference room and resource teaching room are provided in each Center. The Learning Center design permits and enhances the opportunity for each pupil to have a learning task that meets his individual need at a given time. The teacher's time and effort can be used more effectively in assisting the learner. The Learning Center style of teaching space will also facilitate pupil-teacher organization for ungraded instruction which will permit the child to develop mastery at his own pace.

The net increase of 338 pupil stations provided by this replacement will enable Elementary School Area 8B to implement the Board of Education's Standards for class sizes. The Banning Replacement will also have those facilities which will be so designed and located as to enable the school to serve as a community centered school in Area 8B.

Additional funds for construction services and construction that are required before the District can contract for the construction of this project are requested in the FY 1974 Capital Budget.

* Sq. No. 5084, lot nos. p. 198/27, 120, 119, 118, 117, 116, 115, 114, 802, 110, 109, 233, 234, 235, 236, 237, 238, 239, 240, 241, 70, 71, 72, 73, 74, 75, 76, 63, 62, 61, 60, 59, 58, 57, 56, 55, 54, 53, 52, and 51.

Scope of Work (Continued)

Rooms	Total
Multi Purpose Room	...
Inst. Res. Center	1
Health Suite	1
Assembly - Cafeteria	1
Full Kitchen	1
Multi-Service Center	1
Administrative Suite	1
Teacher's Room	1
Gymnasium	...
Adult Classroom	1
Central Bookroom	Yes
General Storage	Yes
Central Book Storage	...
Custodial Storage	Yes
Custodian's Room	Yes
Physical Education Storeroom	Yes
Recreation Facilities	Yes
Grounds Improvements	Yes
Playground Lighting	Yes
TV & Computer Conduits	Yes
Public Address System	Yes
Parking	Yes
Security Alarms	Yes
Window Guards	Yes
Air Conditioning	Yes
Flammable Materials Storage	Yes
Alterations to Existing Bldg.	...

Agency Public Schools

Program Element - 02-01-01-01

Elementary Area 8B

Eliminate Crowding (30:1 Ratio)						Meet Board Standards (24:1 Ratio) and Provide Ancillary Educational Facilities	BUDGET YEAR 1974	1975	1976	1977	1978	1979
Membership						Membership						
						Pre-Kindergarten	200	200	250	300	350	400
K-6						K-6	3,532	3,557	3,560	3,589	3,589	3,589
Total Membership						Total Membership	3,732	3,757	3,810	3,889	3,939	3,989
Existing Capacity						Existing Capacity	3,404	3,404	3,404	3,404	3,404	3,404
Pupil Stations needed to eliminate crowding						Pupil Stations needed to implement Board Standards	328	353	406	485	535	585
Projects						Projects						
						1. Merritt Replacement	-	-	248	248	248	248
						2. Benning Replacement	C	E	338	338	338	338
						CAPACITY GAINED	-	-	586	586	586	586
						Pupil Stations Needed To Implement Board Standards	328	353	NONE	NONE	NONE	NONE

Agency D. C. PUBLIC SCHOOLS

FORM CBPM 7 (Rev. 4/22/72)

CAPITAL IMPROVEMENTS PROJECT SCHEDULE
FISCAL YEARS 1974-1979
(dollars in thousands)

Date of Preparation December 12, 1972

Fund General

Project Number: 10-316
Project Title: M. M. Washington Vocational School Addition
Project Location: O St. bet. 1st & N. Capital Sts, N. W.

Square & Lot Numbers: None

Community Services Area No. 6

Capacity of Facility:
472 net increase (total for building 928)

Agency Priority: 2
Estimated Occupancy Date:
Month June Year 1975

Replacement [ ] New [ ]
Expansion [x] Modernization [ ]

Model Cities Area: [x] Yes [ ] No

Urban Renewal Area: Shaw
Credit % .....

Estimated Operating Budget Costs

	Current	1st Year	2d Year
Maintenance .	77.6	129.0	122.4
Program	645.5	959.1	926.1
Federal Grant	.....	.....	.....
Total	723.1	1,088.1	1,048.5

Relocation Data
Families 0
Individuals .. 0
Businesses ... 0
Other 0

Federal Grant Funds
Grantor .... None

Federal % .. None

Capital Improvements Project Estimate	Estimated Total Project Cost	Prior Appropriations	Unobligated Balance	Appropriation Request FY 1974	Program Estimate FY 1975	FY 1976	FY 1977	FY 1978	FY 1979	Estimate Beyond Program Period
Prel. Surv...										
Site.....										
Cons. Serv...	308.0	190.0	15.1	118.0						
Construction	3,080.0	1,900.0	1,878.7	1,180.0						
Equipment....	244.6	244.6	244.6	.....						
Total	3,632.6	2,334.6	2,138.4	1,298.0						

PROJECT JUSTIFICATION:

The addition to the M. M. Washington will provide additional vocational facilities which are desperately needed. It will eliminate the housing of parts of both the business and nursing programs at other buildings, because of insufficient space. The added space will also allow for a broader and more comprehensive program. In addition the school will be provided adequate physical education, assembly, music and cafeteria facilities.

SCOPE OF WORK OUTLINE:

Rooms	Total		
Nursing Arts Room	2	Drapery & Slip Cover Rm.	2
Nutrition Classroom	1	General Classrooms	10
Related Science Rooms	2	Office Practice Room	1
Home Nursing Suite	1	Music Room	1
Typing Classrooms	2	Administrative Suite	1
Office Machines Room	1	All Purpose Room	1
Nursing Library	1	(Gym & Auditorium)	
Distributive Ed. Room	2	Reading Clinic Lab	1

Agency D. C. PUBLIC SCHOOLS

Justification (Continued)

M. M. Washington Vocational School Addition (Cont'd).

This project, which received funding in FY 1970 - FY 1972, requires additional funding before the construction contract can be let. These construction services and construction funds are requested in FY 1974 for the construction phase.

Scope of Work (Continued)

Rooms	Total
Kitchen	1
Air Conditioning	Yes
Alterations to Existing Building	Yes

FORM CBFM 7 (Rev. 4/22/72)

CAPITAL IMPROVEMENTS PROJECT SCHEDULE
FISCAL YEARS 1974-1979
(dollars in thousands)

Date of Preparation December 12, 1972

Fund General

Project Number: 10-297
Project Title: New Elementary School

Project Location: Wheeler Road and Savannah St., S. E. (Area 14)
Square & Lot Numbers: Sq. No. 5957, P235/64

Community Services Area No. 4

Capacity of Facility:
1,231 to eliminate crowding
1,256 to meet Board Standards

Agency Priority: 3
Estimated Occupancy Date:
Month Sept. Year 1975

Replacement [ ] New [x]
Expansion [ ] Modernization [ ]

Model Cities Area: [ ] Yes [x] No

Urban Renewal Area: N/A
Credit % .....

Estimated Operating Budget Costs

	Current	1st Year	2d Year
Maintenance .	....	166.8	150.6
Program	....	885.0	809.8
Federal Grant	....	.....	.....
Total	....	1,051.8	960.4

Relocation Data
Families 0
Individuals .. 0
Businesses ... 0
Other 0

Federal Grant Funds
Grantor .... None

Federal % .. None

Capital Improvements Project Estimate	Estimated Total Project Cost	Prior Appropriations	Unobligated Balance	Appropriation Request FY 1974	Program Estimate FY 1975	FY 1976	FY 1977	FY 1978	FY 1979	Estimate Beyond Program Period
Prel. Surv...										
Site.....	510.0	510.0	292.1	.....						
Cons. Serv...	572.5	334.0	32.2	238.5						
Construction	5,725.0	.....	....	5,725.0						
Equipment....	312.2	.....	....	.....	312.2					
Total	7,119.7	844.0	324.3	5,963.5	312.2					

PROJECT JUSTIFICATION:

This is a new project to accomplish the Board of Education's policy to eliminate crowding in one of the most crowded areas of the city - Anacostia. This new school will add 1,231 pupil stations and together with the completion of the Washington Highlands Community and the Oxon Run Schools will eliminate the projected crowding of Elementary Area 14.

SCOPE OF WORK OUTLINE:

Rooms	Total
Pre-kindergarten Suites	2
Kindergarten	2
Learning Centers	4
Skills Development Area	
Art Area	
Science Area	
Individual Instruction	

Rooms	Total
and Conference	
Resource Teaching	
Teaching Preparation	
Special Education Area	
Reading Clinic	1
Multi-Service	1

Agency D. C. Public Schools

Justification (Continued)

New Elementary School, Wheeler Rd. & Savannah St., S. E. (Cont'd).

This school is being built under the Learning Center concept. Skills development room with carrells, art area, science area, teachers' preparation room, individual instruction and conference room and resource teaching room are provided in each center. The Learning Center design permits and enhances the opportunity for each pupil to have a learning task that meets his individual need at a given time. The teacher's time and effort can be used more effectively in assisting the learner. The Learning Center style of teaching space will also facilitate pupil-teacher organization for ungraded instruction which will permit the child to develop mastery at his own pace.

This new school will also have those facilities which will be so designed and located as to enable this school to serve as a community centered school in Area 9.

Additional construction services funds for management of the contract and funds for construction are requested in FY 1974 to continue this project.

Scope of Work (Continued)

Rooms	Total
Center	
Inst. Res. Center	1
Health Suite	1
Assembly - Cafeteria	1
Kitchen	1
Administrative Suite	1
Teacher's Room	1
Gymnasium	1
Adult Classroom	1
Central Bookroom	Yes
General Storage	Yes
Custodial Storage	Yes
Custodian's Room	Yes
Recreation Facilities	Yes
Grounds Improvements	Yes
Playground Lighting	Yes
TV & Computer Conduits	Yes
Public Address System	Yes
Parking	Yes
Security Alarms System	Yes
Window Guards	Yes
Air Conditioning	Yes
Flammable Materials and Garden Toole Storage	Yes
Speech Clinic	Yes

EXTENSION OF EXISTING BUILDING ☐

ALTERATION OF EXISTING BUILDING ☐

Agency D. C. Public Schools

Program Element - 02-01-01-01

Elementary Area 14

Eliminate Crowding (30:1 Ratio)

	BUDGET YEAR 1974	1975	1976	1977	1978
Membership					
K-6	9,206	10,414	10,840	10,840	10,840
Total Membership	9,206	10,414	10,840	10,840	10,840
Existing Capacity	7,032	7,032	7,032	7,032	7,032
Pupil Stations needed to eliminate crowding	2,174	3,382	3,808	3,808	3,808
Projects					
1. Washington Highlands	-	1,215	1,215	1,215	1,215
2. New School - Oxon Run Pkwy	-	E	1,219	1,219	1,219
3. New School - Wheeler Road & Savannah Street, S. E.	CS - C	E	1,231	1,231	1,231
CAPACITY GAINED	-	1,215	3,665	3,665	3,665
Pupil Stations Needed To Eliminate Crowding	2,174	2,167	143	148	148

Meet Board Standards (24:1 Ratio) and Provide Ancillary Educational Facilities

	BUDGET YEAR 1974	1975	1976	1977	1978	1979
Membership						
Pre-Kindergarten	100	200	300	500	700	900
K-6	9,206	10,414	10,840	10,840	10,840	10,840
Total Membership	9,306	10,614	11,140	11,340	11,540	11,740
Existing Capacity	5,611	5,611	5,611	5,611	5,611	5,611
Pupil Stations needed to implement Board Standards	3,695	5,003	5,529	5,729	5,929	6,129
Projects						
1. Washington Highlands	-	1,242	1,242	1,242	1,242	1,242
2. New School-Oxon Run Pkwy	-	E	1,246	1,246	1,246	1,246
3. New School-Wheeler Road & Savannah St., S. E.	CS-C	E	1,256	1,256	1,256	1,256
CAPACITY GAINED	-	1,242	3,744	3,744	3,744	3,744
Pupil Stations Needed To Implement Board Standards	3,695	3,761	1,785	1,985	2,185	2,385

Agency D. C. PUBLIC SCHOOLS

GA-CAP-
Page 17

FORM OBFM 7 (Rev. 4/22/72)

CAPITAL IMPROVEMENTS PROJECT SCHEDULE
FISCAL YEARS 1974-1979
(dollars in thousands)

Date of Preparation Dec. 12, 1972

Fund General

Project Number: 10-135R
Project Title: Takoma Elementary School Replacement
Project Location: Piney Branch Rd. & Dahlia St., N.W. (Area 21)

Square & Lot Numbers: * See Justification

Community Services Area No. 1

Capacity of Facility:
1,275 (net increase 685) to eliminate crowding
1,144 (net increase 732) to meet Board Standards

Agency Priority: 4
Estimated Occupancy Date:
Month Jan. Year 1976

Replacement [x] New [ ]
Expansion [ ] Modernization [ ]

Model Cities Area: [ ] Yes [x] No

Urban Renewal Area: No
Credit % .....

Estimated Operating Budget Costs

	Current	1st Year	2d Year
Maintenance	57.6	146.9	133.1
Program	327.0	875.6	826.4
Federal Grant	.....	.....	.....
Total	384.6	1,012.5	959.5

Relocation Data
Families 6
Individuals .. 2
Businesses ... 1
Other 0

Federal Grant Funds
Grantor .... None

Federal % .. None

Capital Improvements Project Estimate	Estimated Total Project Cost	Prior Appropriations	Unobligated Balance	Appropriation Request FY 1974	Program Estimate FY 1975	FY 1976	FY 1977	FY 1978	FY 1979	Estimate Beyond Program Period
Prel. Surv...										
Site.....	343.0	343.0	84.0 *							
Cons. Serv...	697.0	477.0	43.7 *							
Construction	6,396.0	1,385.0	1,139.0	220.0						
Equipment....	282.4	93.0	93.0	5,011.0	189.4					
Total	7,718.4	2,298.0	1,359.7	5,231.0	189.4					

PROJECT JUSTIFICATION:

This project replaces the present Takoma Elementary School in accordance with the Board of Education's policy to replace obsolete buildings which are educationally inadequate. The original Takoma School, built in 1899, does not have essential educational facilities such as a speech room, music room, instructional resource center, reading clinic, and health suite, all designated by the Board of Education as necessary for a comprehensive educational program.

SCOPE OF WORK OUTLINE:

Rooms	Total	Rooms	Total
Pre-Kindergarten Suites	1	Music Room	1
Kindergarten	2	Art Areas	4
Individual Instruction	12	Science Areas	4
Regular Classroom	...	Skills Development Carrels	162
Social Adjustment	...	Teachers' Prep	4
Resource Teaching	3	Reading Clinic	1
Learning Centers	4		
Speech Room	1		

* Of the FY 1967 and FY 1968 Appropriations 82.0 of CS and 251.0 of C were expended on the original project which was terminated.

Agency Public Schools

Justification (Continued)

Takoma Elementary School Replacement (Continued)

This replacement is being built under the Learning Center concept. Skills development room with carrells, art area, science area, teachers' preparation room, individual instruction and conference room and resource teaching room are provided in each Center. The Learning Center design permits and enhances the opportunity for each pupil to have a learning task that meets his individual need at a given time. The teacher's time and effort can be used more effectively in assisting the learner. The Learning Center style of teaching space will also facilitate pupil-teacher organization for ungraded instruction which will permit the child to develop mastery at his own pace.

The net increase of 685 pupil stations provided by this replacement will eliminate the existing crowding in Elementary School Area 21.

This replacement will also have those facilities which will be designed and located as to enable this school to serve as a community centered school in Area 21. In addition, this project will include other facilities such as an outdoor amphi theatre, arts, crafts and science areas, assembly room and home arts room, all of which have been requested by the community.

Additional construction services funds, primarily for the management of the contract, and funds for construction are requested in the FY 1974 Capital Budget to continue this project.

* Sq. no. 3173, lot nos. 4,5,6, Parcels 103/196, 103/178, 103/185, 103/183, 103/205, 103/206, & 103/203

Scope of Work (Continued)

Rooms	Total
Multi Purpose Room	...
Inst. Res. Center	1
Health Suite	1
Assembly - Cafeteria	1
Full Kitchen (Satelite)	1
Multi-Service Center	1
Administrative Suite	1
Teacher's Room	1
Gymnasium	1
Adult Classroom	...
Central Bookroom	Yes
General Storage	Yes
Central Book Storage	...
Custodial Storage	Yes
Custodian's Room	Yes
Physical Education Storeroom	...
Recreation Facilities	Yes
Grounds Improvements	Yes
Playground Lighting	Yes
TV & Computer Conduits	Yes
Public Address System	Yes
Parking	Yes
Security Alarms	Yes
Window Guards	Yes
Air Conditioning	Yes
Flammable Materials Storage	Yes
Alterations to Existing Bldg.	...
Outdoor Amphi Theatre	1
Arts, Crafts, & Science Area	1
Assembly Room	1
Home Arts	1

Program Element - 02-01-01-01

Elementary Area 21

Eliminate Crowding (30:1 Ratio)	BUDGET YEAR 1974	1975	1976
Membership			
K-6	2,300	2,288	2,278
Total Membership	2,300	2,288	2,278
Existing Capacity	2,166	2,166	2,166
Pupil Stations needed to eliminate crowding	134	122	112
Projects			
1. Takoma Replacement	CS - C	E	685
CAPACITY GAINED	-	-	685
Pupil Stations Needed To Eliminate Overcrowding	134	122	NONE

Meet Board Standards (24:1 Ratio) and Provide Ancillary Educational Facilities	BUDGET YEAR			1977	1978	1979
Membership						
Pre-Kindergarten				200	200	200
K-6				2,283	2,283	2,283
Total Membership				2,483	2,483	2,483
Existing Capacity				2,456	2,456	2,456
Pupil Stations needed to implement Board Standards				27	27	27
Projects						
CAPACITY GAINED				-	-	-
Pupil Stations Needed To Implement Board Standards				27	27	27

Agency D. C. PUBLIC SCHOOLS

FORM OBFM 7 (Rev. 4/22/72)

CAPITAL IMPROVEMENTS PROJECT SCHEDULE
FISCAL YEARS 1974-1979
(dollars in thousands)

Date of Preparation December 12, 1972

Fund General

Project Number: 10-168
Project Title: Gage-Eckington Elementary School Replacement
Project Location: 3rd & Oakdale Sts., N. W. (Area 13)

Square & Lot Numbers: *See Justification

Community Services Area No. 7

Capacity of Facility:
856 (net increase 372) to meet Board Standards)

Agency Priority: 5
Estimated Occupancy Date:
Month Aug. Year 1975

Replacement [x] New [ ]
Expansion [ ] Modernization [ ]

Model Cities Area: [ ] Yes [x] No

Urban Renewal Area:
Credit % ..... None

Estimated Operating Budget Costs

	Current	1st Year	2d Year
Maintenance	73.2	145.8	135.3
Program	335.7	609.8	576.7
Federal Grant	.....	.....	.....
Total	408.9	755.6	712.0

Relocation Data

Families	66
Individuals	22
Businesses	3
Other	0

Federal Grant Funds
Grantor .... None
Federal % .. None

Capital Improvements Project Estimate	Estimated Total Project Cost	Prior Appropriations	Unobligated Balance	Appropriation Request FY 1974	Program Estimate FY 1975	FY 1976	FY 1977	FY 1978	FY 1979	Estimate Beyond Program Period
Prel. Surv.	.....	.....	.....							
Site	1,660.0	1,660.0	.....							
Cons. Serv.	473.0	190.0	8.0	283.0						
Construction	4,730.0	.....	.....	4,730.0						
Equipment	191.3	.....	.....	.....	191.3					
Total	7,054.3	1,850.0	8.0	5,013.0	191.3					

PROJECT JUSTIFICATION:
This project replaces the present Gage and Eckington Elementary Schools in accordance with Board of Education's policy to replace obsolete buildings which are educationally inadequate. The original schools, Gage School built in 1904 and the Eckington School built in 1898, do not have essential educational facilities such as a speech room, music room, instructional resource center, reading clinic and health suite, all designated by the Board of Education as necessary for a comprehensive educational program.

SCOPE OF WORK OUTLINE:

Rooms	Total		
Pre-Kindergarten Suites	2	Music Room	1
Kindergarten	2	Art Areas	2
Individual Instruction	7	Science Area	2
Regular Classroom	...	Skills Development Carrels	100
Social Adjustment	...	Teachers' Prep	2
Resource Teaching	2	Reading Clinic	1
Learning Centers	2		
Speech Room	1		

Agency D. C. Public Schools

Justification (Continued)

Gage and Eckington Elementary School Replacement (Continued)

This replacement is being built under the Learning Center concept. Skills development room with carrells, art area, science area, teachers' preparation room, individual instruction and conference room and resource teaching room are provided in each Center. The Learning Center design permits and enhances the opportunity for each pupil to have a learning task that meets his individual need at a given time. The teacher's time and effort can be used more effectively in assisting the learner. The Learning Center style of teaching space will also facilitate pupil-teacher organization for ungraded instruction which will permit the child to develop mastery at his own pace.

The increase of 372 pupil stations provided by this replacement will provide Elementary School Area 13 with the space required to implement the Board of Education's Standards for class sizes.

The Gage-Eckington Replacement will also have those facilities which will be so designed and located as to enable the school to serve as a community centered school in Area 13. In addition, this project will include a dental clinic which has been requested by the community.

*Sq. No. 3083, Lot Nos. 16, 17, 18, 19, 817, 818, 806, 30, 31, 32, 33, 34, 823, 824, 21, 22, 819, 24, 25, 800, 35, 36, 37, 38, 800, 827, 828, 829, 830, 831, 832, 833, 802, 806, 807, 808, 809, 810, 821, 30, 31, 32, 33, 34, 35, 36, 37, 38, 39, 825 and 41.

Sq. No. 3084, Lot Nos. 814, 16, 17, 18, 19, 20, 21, 22, 23, 24, 29, 800, 801, 802, 18, 19, 20, 21, 22, 23, 24, 25, 26, 27, 28, 29, 827, and 804.

Additional construction services funds for management of the contract and funds for construction are requested in FY 1974 to continue this project.

Scope of Work (Continued)

Rooms	Total
Multi Purpose Room	...
Inst. Res. Center	1
Health Suite	1
Assembly - Cafeteria	1
Full Kitchen	1
Multi-Service Center	1
Administrative Suite	1
Teacher's Room	1
Gymnasium	...
Adult Classroom	...
Central Bookroom	Yes
General Storage	Yes
Central Book Storage	...
Custodial Storage	Yes
Custodian's Room	Yes
Physical Education Storeroom	Yes
Recreation Facilities	Yes
Grounds Improvements	Yes
Playground Lighting	Yes
TV & Computer Conduits	Yes
Public Address System	Yes
Parking	Yes
Security Alarms	Yes
Window Guards	Yes
Air Conditioning	Yes
Flammable Materials Storage	Yes
Alterations to Existing Bldg.	...

FORM CBFM 7 (Rev. 4/22/72)

CAPITAL IMPROVEMENTS PROJECT SCHEDULE
FISCAL YEARS 1974-1979
(dollars in thousands)

Date of Preparation December 12, 1972

Fund General

Project Number: 10-113
Project Title: Burrville Elementary School Replacement
Project Location: Division Ave. & Hayes St., N. E. (Area 8C)

Agency Priority: 6
Estimated Occupancy Date: Month Dec. Year 1975

Replacement [x] New [ ]
Expansion [ ] Modernization [ ]

Square & Lot Numbers: *See Justification

Community Services Area No. 3

Model Cities Area: [ ] Yes [x] No

Urban Renewal Area: N/A
Credit % .....

Capacity of Facility:
1,184 (net increase 725) to meet Board Standards

Estimated Operating Budget Costs

	Current	1st Year	2d Year
Maintenance .	70.4	138.0	123.0
Program	292.0	767.3	715.4
Federal Grant	.....	.....	.....
Total	362.4	905.3	838.4

Relocation Data
Families 6
Individuals .. 3
Businesses ... 0
Other 0

Federal Grant Funds
Grantor .... None
Federal % .. None

Capital Improvements Project Estimate	Estimated Total Project Cost	Prior Appropriations	Unobligated Balance	Appropriation Request FY 1974	Program Estimate FY 1975	FY 1976	FY 1977	FY 1978	FY 1979	Estimate Beyond Program Period
Prel. Surv...	.....	.....	19.0	....						
Site.....	334.0	334.0	100.6	.....						
Cons. Serv...	715.0	428.0	....	287.0						
Construction	7,035.0	.....	....	7,035.0						
Equipment....	232.8	.....	....	.....	232.8					
Total	8,316.8	762.0	119.6	7,322.0	232.8					

PROJECT JUSTIFICATION:

This project replaces the present Burrville Elementary School in accordance with the Board of Education's policy to replace obsolete buildings which are educationally inadequate. The original Burrville School built in 1912, does not have essential educational facilities such as a speech room, music room, instructional resource center and health suite, all designated by the Board of Education as necessary for a comprehensive educational program.

SCOPE OF WORK OUTLINE:

Rooms	Total	Rooms	Total
Pre-kindergarten Suites	2	and Conference	
Kindergarten	2	Resource Teaching	
Learning Centers	3	Teaching Preparation	
Skills Development Area		Special Education Area	
Art Area		Reading Clinic	1
Science Area		Multi-Service	1
Individual Instruction			

Agency D. C. Public Schools

Justification (Continued)

This replacement is being built under the Learning Center concept. Skills development room with carrells, art area, science area, teachers' preparation room, individual instruction and conference room and resource teaching room are provided in each center. The Learning Center design permits and enhances the opportunity for each pupil to have a learning task that meets his individual need at a given time. The teacher's time and effort can be used more effectively in assisting the learner. The Learning Center style of teaching space will also facilitate pupil-teacher organization for ungraded instruction which will permit the child to develop mastery at his own pace.

The net increase of 725 pupil stations provided by this replacement will provide Elementary School Area 8C with the space to implement the Board of Education's Standards for class sizes. The Burrville Replacement design will also have those facilities which will be so designed and located as to enable this school to serve as a community centered school in Area 8C.

Additional funds for construction services to manage the contract and construction funds are requested in FY 1974 to continue this project.

* Sq. No. 5207, Lot Nos. 1, 2, 3, 4, 5, 6, 7, 8, 9, 10, 11, 12, 13, 33, 34, 16, 18, 19, 20, 21, 22, 23, 24, 26, 806, 28, 29, 30, 31, 32 & 805

Sq. No. 5208, Lot Nos. k5, 16, 53, 32, 33, 34, 35, 36, & 37.

Sq. No. 5211, Lot Nos. 15, 16, 17, 18, 19 & 804.

Scope of Work (Continued)

Rooms	Total
Multi Purpose Room	...
Inst. Res. Center	1
Health Suite	1
Assembly - Cafeteria	1
Full Kitchen (Satellite)	1
Multi-Service Center	
Administrative Suite	1
Teacher's Room	1
Gymnasium	1
Adult Classroom	1
Central Bookroom	yes
General Storage	yes
Central Book Storage	...
Custodial Storage	yes
Custodian's Room	yes
Physical Education Storeroom	yes
Recreation Facilities	yes
Grounds Improvements	yes
Playground Lighting	yes
TV & Computer Conduits	yes
Public Address System	yes
Parking	yes
Security Alarms	yes
Window Guards	yes
Air Conditioning	yes
Flammable Materials Storage	yes
Alterations to Existing Bldg.	...

Program Element - 02-01-01-01

Elementary Area 8C

Eliminate Crowding (30:1 Ratio)

Membership	
K-6	
Total Membership	
Existing Capacity	
Pupil Stations needed to eliminate crowding	
Projects	

Meet Board Standards (24:1 Ratio) and Provide Ancillary Educational Facilities

	BUDGET YEAR 1974	1975	1976	1977	1978	1979
Membership						
Pre-Kindergarten	150	175	200	225	250	250
K-6	2,269	2,296	2,322	2,354	2,354	2,354
Total Membership	2,419	2,471	2,522	2,579	2,604	2,604
Existing Capacity	2,013	2,013	2,013	2,013	2,013	2,013
Pupil Stations needed to implement Board Standards	403	458	508	566	591	591
Projects						
1. Burrville Replacement	C - CS	E	725	725	725	725
CAPACITY GAINED	-	-	725	725	725	725
Pupil Stations Needed To Implement Board Standards	403	458	NONE	NONE	NONE	NONE

Agency D. C. PUBLIC SCHOOLS

GA-CAP-19
Page ____

FORM OBFM 7 (Rev. 4/22/72)

CAPITAL IMPROVEMENTS PROJECT SCHEDULE
FISCAL YEARS 1974-1979
(dollars in thousands)

Date of Preparation December 12, 1972

Fund General

Project Number: 10-119
Project Title: West Elementary School Replacement
Project Location: Farragut Street between 13th & 14th Streets, N.W. (Area 1)
Square & Lot Numbers: see justification
Community Services Area No. 1
Capacity of Facility: 750 (net increase 338) to meet Board Standards

Agency Priority: 7
Estimated Occupancy Date: Month Dec. Year 1975
Replacement [x] New [ ]
Expansion [ ] Modernization [ ]
Model Cities Area: [ ] Yes [x] No
Urban Renewal Area: None
Credit % .....

Estimated Operating Budget Costs

	Current	1st Year	2d Year
Maintenance	57.6	119.5	111.4
Program	303.0	710.3	664.9
Federal Grant	.....	.....	.....
Total	360.6	829.8	776.3

Relocation Data

Families	19
Individuals	15
Businesses	1
Other	0

Federal Grant Funds
Grantor .... None
Federal % .. None

Capital Improvements Project Estimate	Estimated Total Project Cost	Prior Appropriations	Unobligated Balance	Appropriation Request FY 1974	Program Estimate FY 1975	FY 1976	FY 1977	FY 1978	FY 1979	Estimate Beyond Program Period
Prel. Surv.	.....	.....	....	.....	.....					
Site	637.0	637.0	52.7	.....	.....					
Cons. Serv.	508.0	400.0	241.8 *	108.0	.....					
Construction	5,000.0	.....	....	5,000.0	.....					
Equipment	234.5	.....	.....	.....	234.5					
Total	6,379.5	1,037.0	294.5	5,108.0	234.5					

PROJECT JUSTIFICATION:

This project replaces the present West Elementary School in accordance with Board of Education's policy to replace obsolete buildings which are educationally inadequate. The original West School built in 1912 does not have essential educational facilities such as a speech room, music room, instructional resource center, reading clinic and health suite, all designated by the Board of Education as necessary for a comprehensive educational program.

SCOPE OF WORK OUTLINE:

Rooms	Total	Rooms	Total
Prekindergarten Suites	2	Speech Room	1
Kindergarten	2	Music Room	1
Individual Instruction	7	Art Areas	2
Regular Classroom	...	Science Areas	2
Social Adjustment	...	Skills Development Carrels	94
Resource Teaching	1	Teachers' Prep	3
Learning Centers	3	Reading Clinic	1

* Of the FY 1968 & FY 1969 Appropriations CS $12.0 was expended for the original project that was terminated.

Agency Public Schools

Justification (Continued)

West Elementary School Replacement (Continued)

This replacement is being built under the Learning Center concept. Skills development room with carrells, art area, science area, teachers' preparation room, individual instruction and conference room and resource teaching room are provided in each Center. The Learning Center design permits and enhances the opportunity for each pupil to hear a learning task that meets his individual need at a given time. The teacher's time and effort can be used more effectively in assisting the learner. The Learning Center style of teaching space will also facilitate pupil-teacher organization for ungraded instruction which will permit the child to develop mastery at his own pace.

The net increase of 338 pupil stations provided by this replacement will enable Elementary School Area 1 to begin implementation of the Board of Education's Standards for class sizes.

This replacement will also have those facilities which will be designed and located as to enable this school to serve as a community centered school in Area 1. In addition, this project will include other facilities such as a math lab and day-care center, both of which have been requested by the community.

Additional construction services funds, primarily for the management of the contract, and funds for construction are requested in the FY 1974 Capital Budget to continue this project.

* Sq. no. 2806, lot nos. 25, 26, 93, 94, 22, 805, 81, 82, 5, 70, 71, 73, 74, 57, 58, 59, 60, 804, 30 and 31.

Scope of Work (Continued)

Rooms	Total
Multi Purpose Room	...
Inst. Res. Center	1
Health Suite	1
Assembly - Cafeteria	1
Full Kitchen	1
Multi-Service Center	1
Administrative Suite	1
Teacher's Room	1
Gymnasium	1
Adult Classroom	1
Central Bookroom	Yes
General Storage	Yes
Central Book Storage	Yes
Custodial Storage	Yes
Custodian's Room	Yes
Physical Education Storeroom	Yes
Recreation Facilities	Yes
Grounds Improvements	Yes
Playground Lighting	Yes
TV & Computer Conduits	Yes
Public Address System	Yes
Parking	Yes
Security Alarms	Yes
Window Guards	Yes
Air Conditioning	Yes
Flammable Materials Storage	Yes
Alterations to Existing Bldg.	...
Math Lab	1
Day-Care Center	1

Program Element - 02-01-01-01

Elementary Area 1

Eliminate Crowding (30:1 Ratio)						Meet Board Standards (24:1 Ratio) and Provide Ancillary Educational Facilities	BUDGET YEAR 1974	1975	1976	1977	1978	1979
Membership						Membership						
						Pre-Kindergarten	100	150	200	300	400	450
K-6						K-6	4,867	4,690	4,659	4,500	4,500	4,500
Total Membership						Total Membership	4,967	4,840	4,859	4,800	4,900	4,950
Existing Capacity						Existing Capacity	3,983	3,983	3,983	3,983	3,983	3,983
Pupil Stations needed to eliminate crowding						Pupil Stations needed to implement Board Standards	984	857	876	817	917	967
Projects						Projects						
						1. West Replacement	CS - C	E	338	338	338	338
						CAPACITY GAINED	-	-	338	338	338	338
						Pupil Stations To Implement Board Standards	984	857	538	479	579	629

Agency D. C. PUBLIC SCHOOLS

GA-CAP-22
Page ——

FORM CBPM 7 (Rev. 4/22/72)

CAPITAL IMPROVEMENTS PROJECT SCHEDULE
FISCAL YEARS 1974-1979
(dollars in thousands)

Date of Preparation December 12, 1972

Fund General

Project Number: 10-245
Project Title: Bancroft Elementary School Modernization and Addition
Project Location: 18th & Newton Sts., N. W. (Area 3)

Square & Lot Numbers:* See Justification

Community Services Area No. 7

Capacity of Facility:
204 net increase (794 Total for Building)

Agency Priority: 8
Estimated Occupancy Date:
Month Dec. Year 1974

Replacement ☐ New ☐
Expansion ☒ Modernization ☒

Model Cities Area: ☐ Yes ☒ No

Urban Renewal Area: None
Credit % .....

Estimated Operating Budget Costs

	Current	1st Year	2d Year
Maintenance .	74.2	95.9	93.2
Program	507.6	643.6	632.1
Federal Grant	.....	.....	.....
Total	581.8	739.5	725.3

Relocation Data
Families 8
Individuals .. 3
Businesses ... 0
Other 0

Federal Grant Funds
Grantor .... None

Federal % .. None

Capital Improvements Project Estimate	Estimated Total Project Cost	Prior Appropriations	Unobligated Balance	Appropriation Request FY 1974	Program Estimate FY 1975	FY 1976	FY 1977	FY 1978	FY 1979	Estimate Beyond Program Period
Prel. Surv...	.....	.....	....	.....	.....					
Site.....	208.0	208.0	43.3	.....						
Cons. Serv...	117.0	90.0	....	27.0						
Construction	1,171.0	.....	....	1,171.0						
Equipment....	81.4	.....	....	.....	81.4					
Total	1,577.4	298.0	43.3	1,198.0	81.4					

PROJECT JUSTIFICATION:
This project is needed to modernize the Bancroft School. It will also provide 204 additional seats including 80 for pre-kindergarten toward implementation of the Board of Education's Standards for class size.

The modernization will enable Bancroft School to adopt the Learning Center concept. Skills development room with carrells, art area, science area, teachers' preparation room, individual instruction and conference room and resource teaching room are provided in each Center. A pre-kindergarten suite will be provided. The Learning Center design permits

SCOPE OF WORK OUTLINE:

Rooms	Total	Rooms	Total
Pre-kindergarten Suites	x	and Conference	
Kindergarten		Resource Teaching	
Learning Centers	x	Teaching Preparation	
Skills Development Area		Special Education Area	
Art Area		Reading Clinic	
Science Area		Multi-Service	x
Individual Instruction			

Agency D. C. PUBLIC SCHOOLS

Justification (Continued)

and enhances the opportunity for each pupil to have a learning task to meet his individual need at a given time.

This modernization will also provide this school with those ancillary facilities such as a music room, reading clinic and instructional resource center, all designated by the Board of Education as necessary for a comprehensive education program. In addition with the completion of this modernization the Bancroft School will also have those facilities which will be so designed and located as to enable this school to serve as a community centered school in Area 3.

Additional construction services funds for the management of the contract and construction funds are requested in FY 1974 to continue this project.

*Sq. No. 2619, Lot Nos. 653, 652, 646, 647, 648, 649, 650 and 138.

Scope of Work (Continued)

Rooms	Total
Center	
Inst. Res. Center	x
Health Suite	
Assembly - Cafeteria	
Kitchen	
Administrative Suite	x
Teacher's Room	
Gymnasium	
Adult Classroom	x
Central Bookroom	x
General Storage	x
Custodial Storage	
Custodian's Room	
Recreation Facilities	
Grounds Improvements	
Playground Lighting	
TV & Computer Conduits	
Public Address System	
Parking	
Security Alarms System	
Window Guards	x
Air Conditioning	x
Flammable Materials and Garden Toole Storage	

Program Element - 02-01-01-01

Elementary Area 3

Eliminate Crowding (30:1 Ratio)						Meet Board Standards (24:1 Ratio) and Provide Ancillary Educational Facilities						
							BUDGET YEAR					
							1974	1975	1976	1977	1978	1979
Membership						Membership						
						Pre-Kindergarten	250	300	350	450	550	630
K-6						K-6	6,077	6,105	6,300	6,400	6,600	6,600
Total Membership						Total Membership	6,327	6,405	6,650	6,850	7,150	7,230
Existing Capacity						Existing Capacity	4,981	4,981	4,981	4,981	4,981	4,981
Pupil Stations needed to eliminate crowding						Pupil Stations needed to implement Board Standards	1,346	1,424	1,669	1,869	2,169	2,249
Projects						Projects						
						1. Bruce-Monroe Repl. *	514	514	514	514	514	514
						2. Morgan Replacement *	-	717	717	717	717	717
						3. Bancroft Modernization and Addition	Cs - C	E	204	204	204	204
						CAPACITY GAINED	514	1,231	1,435	1,435	1,435	1,435
						Pupil Stations To Implement Board Standards	832	193	234	434	734	814
						* Completely Funded						

Agency D. C. PUBLIC SCHOOLS

GA-CAP-25
Page ——

FORM CBPM 7 (Rev. 4/22/72)

CAPITAL IMPROVEMENTS PROJECT SCHEDULE
FISCAL YEARS 1974-1979
(dollars in thousands)

Date of Preparation December 12, 1972

Fund General

Project Number: 10-221
Project Title: Perry-Simmons Elementary School Replacement
Project Location: 1st, 2nd, H & I Sts., N.W. (Area 12)

Square & Lot Numbers: *See Justification

Community Services Area No. 6

Capacity of Facility: 830 (-134, net change) to meet Board Standards

Agency Priority: 9
Estimated Occupancy Date: Month August Year 1977

Replacement [x] New [ ]
Expansion [ ] Modernization [ ]

Model Cities Area: [x] Yes [ ] No

Urban Renewal Area: N. W. #1
Credit % .....

Estimated Operating Budget Costs

	Current	1st Year	2d Year
Maintenance .	133.8	170.1	140.0
Program	465.0	521.2	514.2
Federal Grant	.....	.....	.....
Total	598.8	691.3	654.2

Relocation Data
Families 0
Individuals .. 0
Businesses ... 0
Other 0

Federal Grant Funds
Grantor .... None

Federal % .. None

Capital Improvements Project Estimate	Estimated Total Project Cost	Prior Appropriations	Unobligated Balance	Appropriation Request FY 1974	Program Estimate FY 1975	FY 1976	FY 1977	FY 1978	FY 1979	Estimate Beyond Program Period
Prel. Surv...	104.0			104.0						
Site.....	594.5			380.0	214.5					
Cons. Serv...	5,945.0			.....	5,945.0					
Construction	240.0			.....	.....	240.0				
Equipment....	6,883.5			484.0	6,159.5	240.0				
Total										

PROJECT JUSTIFICATION:
This project replaces the present Perry and Simmons Elementary Schools in accordance with the Board of Education's policy to replace obsolete buildings which are educationally inadequate. The original Perry School built in 1890, and the Simmons School, built in 1896, do not have essential educational facilities such as a speech room, music room, reading clinic, instructional resource center and health suite, all designated by the Board of Education as necessary for a comprehensive educational program.

SCOPE OF WORK OUTLINE:

Rooms	Total	Rooms	Total
Pre-kindergarten Suites	2	and Conference	
Kindergarten	3	Resource Teaching	
Learning Centers	3	Teaching Preparation	
Skills Development Area		Special Education Area	
Art Area		Reading Clinic	1
Science Area		Multi-Service	1
Individual Instruction			

Agency D. C. PUBLIC SCHOOLS

Page GA-CAP-26

Justification (Continued)

Perry-Simmons Elementary School Replacement (Cont'd).

This replacement is being built under the Learning Center concept. Skills development room with carrells, art area, science area, teachers' preparation room, individual instruction and conference room and resource teaching room are provided in each center. The Learning Center design permits and enhances the opportunity for each pupil to have a learning task that meets his individual need at a given time. The teacher's time and effort can be used more effectively in assisting the learner. The Learning Center style of teaching space will also facilitate pupil-teacher organization for ungraded instruction which will permit the child to develop mastery at his own pace.

Although the replacement will provide the required pre-kindergarten space, the net change in capacity will be decreased by 134 pupil stations. Even so, sufficient space will be available in Northwest #1 to implement the Board of Education's Standards for class sizes.

Funds for acquisition of site and construction services to start design of this project are requested in the FY 1974 Capital Budget.

* As defined on NCPC Map, File No. 31.10 (31.10) - 26747.

Scope of Work (Continued)

Rooms	Total
Center	
Inst. Res. Center	1
Health Suite	1
Assembly - Cafeteria	1
Kitchen	1
Administrative Suite	1
Teacher's Room	1
Gymnasium	1
Adult Classroom	1
Central Bookroom	Yes
General Storage	Yes
Custodial Storage	Yes
Custodian's Room	Yes
Recreation Facilities	Yes
Grounds Improvements	Yes
Playground Lighting	Yes
TV & Computer Conduits	Yes
Public Address System	Yes
Parking	Yes
Security Alarms System	Yes
Window Guards	Yes
Air Conditioning	Yes
Flammable Materials and Garden Toole Storage	Yes

EXTENSION OF EXISTING BUILDING ☐

ALTERATION OF EXISTING BUILDING ☐

Program Element - 02-01-01-01

Elementary Area N.W. #1

Eliminate Crowding (30:1 Ratio)						Meet Board Standards (24:1 Ratio) and Provide Ancillary Educational Facilities						
							BUDGET YEAR					
							1974	1975	1976	1977	1978	1979
Membership						Membership						
						Pre-Kindergarten	70	100	120	160	160	160
K-6						K-6	1,206	1,240	1,529	1,689	1,689	1,689
Total Membership						Total Membership	1,276	1,340	1,649	1,849	1,849	1,849
Existing Capacity						Existing Capacity	1,592	1,592	1,592	1,592	1,592	1,592
Pupil Stations needed to eliminate crowding						Pupil Stations needed to implement Board Standards	NONE	NONE	57	257	257	257
Projects						Projects						
						1. Walker-Jones Addition	396	396	396	396	396	396
						2. Perry-Simmons Repl.	CS - C	C	E	-	-134	-134
						CAPACITY GAINED	396	396	396	396	262	262
						Pupil Stations Needed To Implement Board Standards	NONE	NONE	NONE	NONE	NONE	NONE

Agency D. C. PUBLIC SCHOOLS

GA-CAP-28
Page ____

FORM OBFM 7 (Rev. 4/22/72)

CAPITAL IMPROVEMENTS PROJECT SCHEDULE
FISCAL YEARS 1974-1979
(dollars in thousands)

Date of Preparation December 12, 1972

Fund General

Project Number: 10-203
Project Title: Lenox-Giddings Elementary School Replacement
Project Location: Virginia Ave., bet. 3rd & 5th Sts., S. E. (Area 20)
Square & Lot Numbers: No site required.

Community Services Area No. 5

Capacity of Facility:
630 (-244 net decrease)

Agency Priority: 10
Estimated Occupancy Date:
Month Dec. Year 1976

Replacement [x] New [ ]
Expansion [ ] Modernization [ ]

Model Cities Area: [ ] Yes [x] No

Urban Renewal Area: None
Credit % .....

Estimated Operating Budget Costs

	Current	1st Year	2d Year
Maintenance .	115.2	111.0	107.2
Program	619.1	668.2	640.1
Federal Grant	.....	....	....
Total	734.3	779.2	747.3

Relocation Data
Families 0
Individuals . 0
Businesses ... 0
Other 0

Federal Grant Funds
Grantor .... None

Federal % .. None

Capital Improvements Project Estimate	Estimated Total Project Cost	Prior Appropriations	Unobligated Balance	Appropriation Request FY 1974	Program Estimate FY 1975	FY 1976	FY 1977	FY 1978	FY 1979	Estimate Beyond Program Period
Prel. Surv...	.....	.....	....	.....						
Site.....	395.0	395.0	362.1 *	.....						
Cons. Serv...	467.5	121.0	77.3	140.0	206.5					
Construction	4,567.0	.....	....	.....	4,567.0					
Equipment....	139.6	.....	....	.....	.....	139.6				
Total	5,569.1	516.0	439.4	140.0	4,773.5	139.6				

PROJECT JUSTIFICATION:
This project received initial funding as an addition to the Lenox in FY68. Implementation was delayed because of site problems. The best solution available eliminates the need to squire any additional site and also eliminates the educational inadequacies of the adjacent Giddings School. The present Lenox site will provide space for this new building and will utilize the newest part of the existing building. The Giddings site will make an adequate play area. Fourth Street which separates the two sites will be bridged to allow for safe movement of pupils.

SCOPE OF WORK OUTLINE:

Rooms	Total	Rooms	
Pre-Kindergarten Suites	1	Music Room	1
Kindergarten	2	Art Areas	5
Individual Instruction	10	Science Areas	5
Regular Classroom	...	Skills Development Carrels	136
Social Adjustment	...	Teachers' Prep	4
Resource Teaching	3	Reading Clinic	1
Learning Centers	5		
Speech Room	1		

* Of the FY 1968 and FY 1969 CS Appropriations $11.0 has been expended on the original project that was terminated.

Agency D. C. Public Schools

Justification (Continued)

Lenox-Giddings Elementary School Replacement (Continued)

This project replaces the Lenox built in 1889 and the Giddings built in 1887, in accordance with Board of Education's policy to replace obsolete buildings. The present buildings do not include those ancillary educational facilities as a speech room, music room, reading clinic, instructional resource center and health suite, all designated by the Board of Education as necessary for a comprehensive educational program.

This replacement will be built in the Learning Center concept. Skills development room with carrels, art area, science area, teachers' preparation room, individual instruction and conference room and resource teaching room are provided in each center. The Learning Center design permits and enhances the opportunity for each pupil to have a learning task that meets his individual need at a given time. The teacher's time and effort can be used more effectively in assisting the learner. The Learning Center style of teaching space will also facilitate pupil-teacher organization for ungraded instruction which will permit the child to develop mastery at his own pace.

This project will provide space for 80 pre-kindergarten pupils, but the net change in capacity will be a decrease of 244 pupil stations. Area 20 will still have sufficient space available to implement Board of Education Standards for class sizes.
This replacement of the Giddings and Lenox Schools will also have those facilities which will be so designed and located as to enable this school to serve as a community centered school in Area 20.

Additional funds for construction service to design the project as a partial replacement and modernization are requested in the FY 1974 Capital Budget.

Scope of Work (Continued)

Rooms	Total
Multi Purpose Room	...
Inst. Res. Center	1
Health Suite	1
Assembly - Cafeteria	1
Full Kitchen	1
Multi-Service Center	...
Administrative Suite	1
Teacher's Room	1
Gymnasium	1
Adult Classroom	...
Central Bookroom	Yes
General Storage	Yes
Central Book Storage	...
Custodial Storage	Yes
Custodian's Room	Yes
Physical Education Storeroom	Yes
Recreation Facilities	Yes
Grounds Improvements	Yes
Playground Lighting	Yes
TV & Computer Conduits	Yes
Public Address System	Yes
Parking	Yes
Security Alarms	Yes
Window Guards	Yes
Air Conditioning	Yes
Flammable Materials Storage	Yes
Alterations to Existing Bldg.	Yes

FORM OBFM 7 (Rev. 4/22/72)

CAPITAL IMPROVEMENTS PROJECT SCHEDULE
FISCAL YEARS 1974-1979
(dollars in thousands)

Date of Preparation December 12, 1972

Fund General

Project Number: 10-386
Project Title: Ft. Lincoln Secondary School

Project Location: Ft. Lincoln Urban Renewal Area

Square & Lot Numbers:

Community Services Area No. 2

Capacity of Facility: 2,400

Agency Priority: 11

Estimated Occupancy Date:
Month July Year 1977

Replacement [ ] New [x]
Expansion [ ] Modernization [ ]

Model Cities Area: [ ] Yes [x] No

Urban Renewal Area: Yes
Credit % .....

Estimated Operating Budget Costs

	Current	1st Year	2d Year
Maintenance .	.....	481.4	445.4
Program	.....	2,155.7	1,977.6
Federal Grant	.....	.....	.....
Total	.....	2,637.1	2,423.0

Relocation Data
Families 0
Individuals .. 0
Businesses ... 0
Other 0

Federal Grant Funds
Grantor .... None

Federal % .. None

Capital Improvements Project Estimate	Estimated Total Project Cost	Prior Appropriations	Unobligated Balance	Appropriation Request FY 1974	Program Estimate FY 1975	FY 1976	FY 1977	FY 1978	FY 1979	Estimate Beyond Program Period
Prel. Surv...	100.0	100.0		.....	.....	.....				
Site.....	.....	.....		.....	.....	.....				
Cons. Serv...	2,300.0	.....		1,400.0	900.0	.....				
Construction	23,000.0	.....		.....	23,000.0	.....				
Equipment....	1,000.0	.....		.....	.....	1,000.0				
Total	26,400.0	100.0		1,400.0	23,900.0	1,000.0				

PROJECT JUSTIFICATION:
This project will provide 1,800 pupil stations for the Ft. Lincoln New Town and 600 pupil stations to meet needed Secondary School capacity in the surrounding area.

The development of the Ft. Lincoln New Town is unique in comparison to the rest of the city. As a result, we will initiate the first junior and senior high school built on a General Learning concept that primarily includes the same curriculum as other high schools in

SCOPE OF WORK OUTLINE:

Fine and Performing Arts Center:
Resource Area..... 1
Commons..... 1
Individual Areas..... 14
Group Areas..... 12
Laboratory Areas..... 11

Agency D. C. Public Schools

Justification (Continued)

the area but will also expand the concept of school to encompass many more learning experiences.

The General Learning Concept is based on educational centers located individually in a specified area. These centers will provide instructional resources, opportunities to develop skills in school organizational procedures, social and group activities, and forums for addressing issues of concern to Youth. The mechanisms which encourage these activities are: a dynamic curriculum, student participation in school operations, student sub-unit teams, and facilities designed to encourage communication between students.

Funds for initiating the design of the project are requested in the FY 1974 Capital Budget.

Scope of Work (Continued)

Communication Center:

Speech Clinic	1
Reading Clinic	1
Resource Area	1
Commons	1
Individual Areas	14
Group Areas	15
Laboratory Areas	5

Social and Behavioral Science Center:

Resource Area	1
Individual Areas	12
Group Areas	16
Laboratory Areas	2

Scope of Work (Continued)

Mathematics, Business and Economic Center:

Resource Area	1
Commons	1
Individual Areas	12
Group Areas	11
Laboratory Areas	7

Engineering Technology Center:

Resource Area	1
Commons	1
Individual Areas	14
Group Areas	9
Laboratory Areas	8

Life and Chemical Sciences Center:

Resource Area	1
Commons	1
Individual Areas	10
Group Areas	11
Laboratory Areas	6

Physical Development and Recreation Center:

Resource Area	1
Commons	1
Individual Areas	9
Group Areas	3
Laboratory Areas	8
Gymnasium	1
Pool	1
"Cage"	1
Administrative Areas	1
Health Areas	1
Kitchen	1
Dining Areas	4

FORM OBFM 7 (Rev. 4/22/72)

CAPITAL IMPROVEMENTS PROJECT SCHEDULE
FISCAL YEARS 1974-1979
(dollars in thousands)

Date of Preparation December 12, 1972

Fund General

Project Number: 10-144
Project Title: Anacostia Senior High School Addition
Project Location: 16th & R Sts., S. E. (Area 5)

Agency Priority: 12
Estimated Occupancy Date: Month June Year 74

Replacement [ ] New [ ]
Expansion [x] Modernization [ ]

Square & Lot Numbers: No additional site needed

Model Cities Area: [ ] Yes [x] No

Community Services Area No. 4

Urban Renewal Area:
Credit % ..... None

Capacity of Facility:
793 net increase to eliminate crowding
666 net increase to meet Board Standards (Total for building 1,759)

Estimated Operating Budget Costs

	Current	1st Year	2d Year
Maintenance .	228.3	363.6	353.7
Program	1,101.3	1,625.4	1,574.0
Federal Grant	...	...	...
Total	1,329.6	1,999.0	1,927.7

Relocation Data
Families 0
Individuals .. 0
Businesses ... 0
Other 0

Federal Grant Funds
Grantor .... None

Federal % .. None

Capital Improvements Project Estimate	Estimated Total Project Cost	Prior Appropriations	Unobligated Balance	Appropriation Request FY 1974	Program Estimate FY 1975	FY 1976	FY 1977	FY 1978	FY 1979	Estimate Beyond Program Period
Prel. Surv...										
Site.....										
Cons. Serv...	485.5	485.5	2.0	.....						
Construction	4,855.0	4,855.0	4,836.0	.....						
Equipment....	560.0	.....	1,000.0	560.0						
Total	5,900.5	5,340.5	5,838.0	560.0						

PROJECT JUSTIFICATION:

This addition to the Anacostia Senior High School is to accomplish the Board of Education's policy to eliminate crowding in one of the most crowded areas of the city - Anacostia. This addition will add 793 pupil stations which will completely eliminate crowding in Senior High School Area 5.

This addition will enable the Anacostia Senior High School to adopt the Learning Center concept (General Houses). Facilities for general academic, math, science, geography and language arts areas are provided in

SCOPE OF WORK OUTLINE:

Rooms	Total
General Houses - facilities for general academic, math, science, geography & language arts subjects	3
Individual Instruction & Teacher Aide Space	7
Power Mechanics	1
Regular Classrooms	3
Skills Development Carrells	10
General Science Labs	4

Agency D. C. Public Schools

Justification (Continued)

Anacostia Senior High School Addition (cont'd)

each Center. The Learning Center design permits and enhances the opportunity for each pupil to have a learning task that meets his individual need at a given time. The teacher's time and effort can be used more effectively in assisting the learner. The Learning Center style of teaching space will also facilitate pupil-teacher organization for ungraded instruction which will permit the child to develop mastery at his own pace.

After completion of this addition, the Anacostia Senior High School will also have those facilities which will be so designed and located as to enable this school to serve as a community centered school in Area 5.

Equipment funds to complete the project are requested in the FY 1974 Capital Budget. The cost to furnish and equip this addition is estimated to be $560,000 distributed as follows:

Language Laboratory (6 @ $5,500)	$ 33,000
Mathematics Laboratory (9 @ $3,100)	27,900
Science Laboratory (8 @ $12,000)	96,000
Science Tech. Laboratory (2 @ $8,000)	16,000
General Learning Center (4 @ $2,400)	9,600
Conference Rooms (16 @ $500)	8,000
Dark Rooms (6 @ $800)	4,800
Counselor's Office	800
Assistant Principal	1,100
Home Nursing (2 @ $2,700)	5,400
Teachers' Preparation Room (9 @ $900)	8,100
Kitchen, Cafeteria and Dining Room	16,500
Electric-Electronics	20,000
Wood-Plastics	10,100
Graphic Arts	30,000
Clothing Laboratory	6,500
Health Suite	2,000
Art Room	4,400
Mechanical Drawing	10,300
Bookkeeping and Shorthand	1,900
Bank	6,000
Administrative Suite	15,700

Scope of Work (Continued)

Rooms	Total
Language Labs	2
Biology Lab	1
Science Lecture Room	2
Foods Lab	1
Clothing Lab	2
Art	2
Home Nursing Lab	1
Ass't Principal's Office	1
Counselor's Office	1
Student Office	1
Teachers' Preparation	4
Mechanical Drawing	1
Graphic Arts	1
Metal Craft Room	1
Electronic - Electric Shop	1
Wood and Plastic Shop	1
Kitchen	1
Industrial Resources Center	1
Typing Rooms	3
Business Machines Room	1
Music (Instrumental) Room	1
Music (Choral) Room	1
Health Suite	1
Shorthand Rooms	2
Child and Family Care Lab	1
Office Practice Room	1
Bookkeeping Room	1
Transcription Dictation Room	1
Military Science	1
Physical Science Lab	1
Speech Room	1
Reading Clinic	1
Math Laboratories	5
Administrative Suite	1
Bank	1
Air Conditioning	Yes
Alterations to Existing Building	Yes

Anacostia Senior High School Addition (Cont'd).

Classrooms (5 @ $1,200)	$ 6,000
Teachers' Room	1,100
Office Practice	21,000
Speech Room	1,000
Reading Clinic	2,500
Library	8,800
Offices (5 @ $800)	4,000
Typing Rooms (2 @ $15,000).....(1 @ 10,600)	40,600
Choral Music	4,600
Instrumental Music	14,300
Shorthand	1,700
Office Machines	23,000
Child and Family Care	2,000
Power Mechanics	22,600
Cafeteria Extension	5,500
Homemaking	8,200
Additional Furniture - Language Laboratory (2 @ $1,900)	3,800
Transcription and Shorthand	20,000
Custodial Equipment	4,700
General Building	30,500
TOTAL	$560,000

FORM CBFM 7 (Rev. 4/22/72)

CAPITAL IMPROVEMENTS PROJECT SCHEDULE
FISCAL YEARS 1974-1979
(dollars in thousands)

Date of Preparation December 12, 1972

Fund General

Project Number: 10-154
Project Title: Montgomery Elementary School Addition
Project Location: P St. bet. 5th and New Jersey Ave., N. W. (Area 12)

Square & Lot Numbers: *See Justification

Community Services Area No. 6

Capacity of Facility: 496 net increase to meet Board Standards (1,004 Total for Building)

Agency Priority: 13
Estimated Occupancy Date:
Month June Year 1974

Replacement [ ] New [ ]
Expansion [x] Modernization [ ]

Model Cities Area: [x] Yes [ ] No

Urban Renewal Area: Shaw
Credit % .....

Estimated Operating Budget Costs

	Current	1st Year	2d Year
Maintenance .	54.4	121.2	114.6
Program	291.8	617.6	578.2
Federal Grant	.....	.....	.....
Total	346.2	738.8	692.8

Relocation Data

Families	22
Individuals ..	5
Businesses ...	9
Other	0

Federal Grant Funds
Grantor .... None

Federal % .. None

Capital Improvements Project Estimate	Estimated Total Project Cost	Prior Appropriations	Unobligated Balance	Appropriation Request FY 1974	Program Estimate FY 1975	FY 1976	FY 1977	FY 1978	FY 1979	Estimate Beyond Program Period
Prel. Surv...	.....	.....	....	.....						
Site.....	749.0	749.0	213.5	.....						
Cons. Serv...	190.5	190.5	....	.....						
Construction	1,905.0	1,905.0	1,903.0	.....						
Equipment....	111.2	.....	....	111.2						
Total	2,955.7	2,844.5	2,116.5	111.2						

PROJECT JUSTIFICATION:

This addition will provide an additional 496 pupil stations to begin implementation of the Board of Education's Standards for class sizes in Elementary School Area 12.

The addition will also include those ancillary educational facilities such as a speech room, music room and instructional resource center, all designated by the Board of Education as necessary for a comprehensive educational program.

SCOPE OF WORK OUTLINE:

Rooms	Total	Rooms	Total
Pre-kindergarten Suites	1	and Conference	
Kindergarten	1	Resource Teaching	
Learning Centers	2	Teaching Preparation	
Skills Development Area		Special Education Area	
Art Area		Reading Clinic	...
Science Area		Multi-Service	1
Individual Instruction			

Agency D. C. Public Schools

Justification (Continued)

After completion of this addition, the Montgomery School will also have those facilities which will be so designed and located as to enable this school to serve as a community centered school in Area 12.

Equipment funds are requested in the FY 1974 Capital Budget to complete the funding requirements for this project. The cost to furnish and equip this addition is estimated to be $111,200 distributed as follows:

Learning Center (2 @ $17,500 - 8 stations each)	$ 35,000
Instructional Resource Center	5,900
Teachers' Preparation Room (3 @ $900)	2,700
Multi-Service Center	1,800
Pre-School Suite	6,500
Kitchen	9,500
Teachers Room	1,600
Health Suite	1,300
Conference Rooms (5 @ $500)	2,500
Dining Area (pupils)	1,700
Book Room	200
Classroom	1,200
Music Room, Instrumental	8,500
Music Room, Vocal	2,000
Speech Room	1,000
Counselor's Office	800
Skills Development Room (2 @ $2,100)	4,200
Multi-Purpose Room	3,300
Custodial Equipment	2,500
Study Carrels (65 @ $100)	6,500
General Building	12,500
TOTAL	$111,200

* Sq.No. 510, Lot Nos. 147, 148, 13, 4, 89, 90, 91, 93, 94, 95, 96, 98, 99, 100, 101, 102, 103, 104, 105, 119, 120, 229, 30, 31, 807, 121, 19, 20, 21, 22, 23, 24, 25, 26, 823 & 824.

Scope of Work (Continued)

Rooms	Total
Multi Purpose Room	1
Inst. Res. Center	1
Health Suite	1
Assembly - Cafeteria	...
Full Kitchen	1
Multi-Service Center	
Administrative Suite	...
Teacher's Room	1
Gymnasium	...
Adult Classroom	...
Central Bookroom	yes
General Storage	...
Central Book Storage	...
Custodial Storage	yes
Custodian's Room	yes
Physical Education Storeroom	yes
Recreation Facilities	yes
Grounds Improvements	yes
Playground Lighting	yes
TV & Computer Conduits	yes
Public Address System	yes
Parking	...
Security Alarms	yes
Window Guards	yes
Air Conditioning	yes
Flammable Materials Storage	yes
Alterations to Existing Bldg.	yes

Agency Public Schools

FORM CBFM 7 (Rev. 7/22/72)

CAPITAL IMPROVEMENTS PROJECT SCHEDULE
FISCAL YEARS 1974-1979
(dollars in thousands)

Date of Preparation December 12, 1972

Fund General

Project Number: 10-290
Project Title: Ft. Lincoln Elementary School No. 1
Project Location: Ft Lincoln New Town (Area 4A)

Square & Lot Numbers: No site needed

Community Services Area No. 2

Capacity of Facility:
700 (includes 150 Pre-Kindergarten)

Agency Priority: 14
Estimated Occupancy Date:
Month Sept. Year 1974

Replacement [ ] New [x]
Expansion [ ] Modernization [ ]

Model Cities Area: [ ] Yes [x] No

Urban Renewal Area: Ft. Lincoln
Credit % .....

Estimated Operating Budget Costs

	Current	1st Year	2d Year
Maintenance .	.....	142.5	133.5
Program	.....	632.9	589.6
Federal Grant	.....	.....	.....
Total	.....	775.4	723.1

Relocation Data

Families	0
Individuals ..	0
Businesses ...	0
Other	0

Federal Grant Funds
Grantor .... None

Federal % .. None

Capital Improvements Project Estimate	Estimated Total Project Cost	Prior Appropriations	Unobligated Balance	Appropriation Request FY 1974	Program Estimate FY 1975	FY 1976	FY 1977	FY 1978	FY 1979	Estimate Beyond Program Period
Prel. Surv...										
Site.....	662.5	662.5	30.9							
Cons. Serv...	6,625.0	6,625.0	6,624.2							
Construction	381.0	.....	....	381.0						
Equipment....										
Total	7,668.5	7,287.5	6,654.2	381.0						

PROJECT JUSTIFICATION:
This new school located in Ft. Lincoln New Town will reflect in design and in programs, the standards of excellence set for and by the whole community. The design will reflect the objective of the educational program toward non-graded instruction thus allowing each student to advance at his own speed and take advantage of courses in accordance with his individual level of achievement.

SCOPE OF WORK OUTLINE:

Rooms	Total
Pre-kindergarten Suites	2
Kindergarten	1
Learning Centers	4
Skills Development Area	
Art Area	
Science Area	
Individual Instruction	
and Conference	
Resource Teaching	
Teaching Preparation	
Special Education Area	
Reading Clinic	1
Multi-Service	1

Agency D. C. Public Schools

Justification (Continued)

Fort Lincoln Elementary School No. 1 (Continued)

This new school is being built under the Learning Center concept. Skills development room with carrells, art area, science area, teachers' preparation room, individual instruction and conference room and resource teaching room are provided in each Center. The Learning Center design permits and enhances the opportunity for each pupil to have a learning task that meets his individual need at a given time. The teacher's time and effort can be used more effectively in assisting the learner. The Learning Center style of teaching space will also facilitate pupil-teacher organization for ungraded instruction which will permit the child to develop mastery at his own pace.

The Fort Lincoln Elementary School No. 1 will also have those facilities which will be so designed and located as to enable this school to serve as a community centered school in Elementary School Area 1A. In addition, this project will include other facilities such as a health clinic, audio-visual presentation area, swimming pool, student commons, art and science project areas, art-science-math discovery lab, greenhouse and a dark room, all of which have been requested by the community.

Equipment funds are requested in the FY 1974 Capital Budget to complete the funding requirements for this project. The equipment required includes student furniture, teacher furniture, office furniture, gymnasium equipment, audio visual equipment, instructional resource center furniture, custodial equipment, health clinic equipment and general building equipment.

Scope of Work (Continued)

Rooms	Total
Center	
Inst. Res. Center	x
Health Suite	x
Assembly - Cafeteria	x
Kitchen	x
Administrative Suite	x
Teacher's Room	x
Gymnasium	x
Adult Classroom	x
Central Bookroom	x
General Storage	x
Custodial Storage	x
Custodian's Room	x
Recreation Facilities	x
Grounds Improvements	x
Playground Lighting	x
TV & Computer Conduits	x
Public Address System	x
Parking	x
Security Alarms System	x
Window Guards	x
Air Conditioning	x
Flammable Materials and Garden Toole Storage	x

Agency Public Schools

FORM OBFM 7 (Rev. 4/22/72)

CAPITAL IMPROVEMENTS PROJECT SCHEDULE
FISCAL YEARS 1974-1979
(dollars in thousands)

Date of Preparation January 30, 1973

Fund General

Project Number: 10-122 and 10-288
Project Title: Morgan Elementary School Replacement and Addition
Project Location: 18th & California Sts., N.W. (Area 3)

Square & Lot Numbers: *See Justification

Community Services Area No. 7

Capacity of Facility: 1,251 (net increase 717) to meet Board Standards. 1,353 (net increase 603) to eliminate crowding.

Agency Priority: 15
Estimated Occupancy Date:
Month Dec. Year 1974

Replacement [X] New [ ]
Expansion [X] Modernization [ ]

Model Cities Area: [ ] Yes [X] No

Urban Renewal Area: None
Credit % .....

Estimated Operating Budget Costs

	Current	1st Year	2d Year
Maintenance .	....	136.0	136.0
Program	....	24.1	24.1
Federal Grant	....	....	....
Total	....	160.1	160.1

Relocation Data
Families 0
Individuals .. 0
Businesses ... 2
Other 0

Federal Grant Funds
Grantor .... None

Federal % .. None

Capital Improvements Project Estimate	Estimated Total Project Cost	Prior Appropriations	Unobligated Balance	Appropriation Request FY 1974	Program Estimate FY 1975	FY 1976	FY 1977	FY 1978	FY 1979	Estimate Beyond Program Period
Prel. Surv...	....	....	....	....						
Site.....	1,265.0	1,265.0	350.7	....						
Cons. Serv...	654.0	654.0	7.9	....						
Construction	7,040.0	7,040.0	601.1	....						
Equipment....	318.5	....	....	318.5						
Total	9,277.5	8,959.0	959.7	318.5						

PROJECT JUSTIFICATION: This project replaces the present Morgan Elementary School in accordance with the Board of Education's policy to replace obsolete buildings which are educationally inadequate. The Morgan School built in 1901 does not have essential educational facilities such as speech room, music room, instructional resource center, and health suite, all designated by the Board of Education as necessary for a comprehensive educational program.

This replacement is being built under the Learning Center concept.

SCOPE OF WORK OUTLINE:

Rooms	Total	Rooms	Total
Pre-Kindergarten Suites	2	Music Room	2
Kindargarten	2	Art Areas	4
Individual Instruction	13	Science Areas	4
Regular Classroom	...	Skills Development Carrels	170
Social Adjustment	...	Teachers' Prep	4
Resource Teaching	4	Reading Clinic	1
Learning Centers	4		
Speech Room	1		

Agency D. C. Public Schools

Justification (Continued)

Equipment funds are requested in the FY 1974 Capital Budget to complete the funding requirements for this project. The cost to furnish and equip the Morgan Replacement is estimated to be $318.5 distributed as follows:

Pre-Kindergarten	13,000
Kindergarten	5,100
Learning Centers	115,490
Skill Development Carrells	
Art Area	
Science Area	
Teachers Preparation	
Individual Instruction and Conference	
Resource Teaching	
Reading Clinic	2,500
Speech Classroom	600
Instructional Resource Center	5,900
Teachers Room	1,600
Music Room	17,000
Administrative Suite	4,200
Adult Classroom	1,700
All Purpose Room	7,000
Kitchen	9,500
Gymnasium	3,800
Health Suite	1,300
Multi-Service Center (Community Offices)	1,800
Central Bookroom	200
General Building Fund	40,570
Custodial Supplies	13,800
Supplies .....(717 increased capacity @ $7.50)	5,400
Textbooks .....(717 increased capacity @ $35.00)	25,100
Magazines and Periodicals ..... (717 increased capacity @ $.75)	540
Library Books	6,000
Art Area (Arts and Crafts)	4,400
Home Making and Sewing Area	8,200
Work Shop Area	7,000
Commons Area	3,300

Scope of Work (Continued)

Rooms	Total
Multi Purpose Room	...
Inst. Res. Center	1
Health Suite	1
Assembly - Cafeteria	1
Full Kitchen	1
Multi-Service Center	1
Administrative Suite	1
Teacher's Room	1
Gymnasium	1
Adult Classroom	1
Central Bookroom	Yes
General Storage	Yes
Central Book Storage	...
Custodial Storage	Yes
Custodian's Room	Yes
Physical Education Storeroom	...
Recreation Facilities	Yes
Grounds Improvements	Yes
Playground Lighting	Yes
TV & Computer Conduits	Yes
Public Address System	Yes
Parking	Yes
Security Alarms	Yes
Window Guards	Yes
Air Conditioning	Yes
Flammable Materials Storage	Yes
Alterations to Existing Bldgs.	...
Swimming Pool	1
Student Commons	1
Theatre Auditorium	1
Health Clinic	1
Arts and Crafts Area	1
Homemaking & Sewing Area	1
Workshop Area	1
Exercise Room	2
Day-Care Clinic	1

Justification (Continued)		Scope of Work (Continued)
Theatre/Auditorium	6,500	
Exercise Rooms	6,000	
Swimming Pool	1,000	
Total Combined Facility ...	318,500	

*Sq. No. 2558, Lot Nos. 37, 115, 116, 117, 40, 41, 42 and 43.
Sq. No. 2562, Lot Nos. 41, 42, 43, 44, 806, 91, 21, 22, 23, 9 and 818.

Agency D. C. Public Schools

FORM OBFM 7 (Rev. 4/22/72)

CAPITAL IMPROVEMENTS PROJECT SCHEDULE
FISCAL YEARS 1974-1979
(dollars in thousands)

Date of Preparation January 30, 1973

Fund General

Project Number: 10-215
Project Title: Merritt Elementary School Replacement
Project Location: 50th & Hayes Street, N. E. (Area 8B)

Square & Lot Numbers: *See Justification

Community Services Area No. 3

Capacity of Facility:
728 (248 net increase) to meet Board Standards

Agency Priority: 16
Estimated Occupancy Date:
Month Sept. Year 1974

Replacement [X] New [ ]
Expansion [ ] Modernization [ ]

Model Cities Area: [ ] Yes [X] No

Urban Renewal Area:
Credit % .....

Estimated Operating Budget Costs

	Current	1st Year	2d Year
Maintenance	....	65.9	65.9
Program	....	....	....
Federal Grant	....	....	....
Total	....	65.9	65.9

Relocation Data

Families	12
Individuals	3
Businesses	0
Other	0

Federal Grant Funds
Grantor .... None

Federal % .. None

Capital Improvements Project Estimate	Estimated Total Project Cost	Prior Appropriations	Unobligated Balance	Appropriation Request FY 1974	Program Estimate FY 1975	FY 1976	FY 1977	FY 1978	FY 1979	Estimate Beyond Program Period
Prel. Surv.	....	....	....	....						
Site	258.0	258.0	94.9	....						
Cons. Serv.	416.5	416.5	4.2	....						
Construction	4,166.0	4,166.0	256.7	....						
Equipment	193.0	....	....	193.0						
Total	5,033.5	4,840.5	355.8	193.0						

PROJECT JUSTIFICATION: This project replaces the present Merritt Elementary School in accordance with the Board of Education's policy to replace obsolete buildings which are educationally inadequate. The original Merritt School, built in 1944, does not have essential educational facilities as a speech room, music room, reading clinic, instructional resource center and health suite, all designated by the Board of Education as necessary for a comprehensive educational program.

This replacement is being built under the Learning Center Concept.

SCOPE OF WORK OUTLINE:

Rooms	Total	Rooms	Total
Pre-Kindergarten Suites	1	Music Room	1
Kindargarten	1	Art Areas	2
Individual Instruction	R -	Science Areas	2
Regular Classroom	...	Skills Development Carrels	76
Social Adjustment	...	Teachers' Prep	2
Resource Teaching	2	Reading Clinic	1
Learning Centers	2		
Speech Room	1		

Agency Public Schools

Justification (Continued)

Equipment funds are requested in the FY 1974 Capital Budget to complete the funding requirements for this project. The cost to furnish and equip the Merritt Replacement is estimated to be $193.0 distributed as follows:

Pre-Kindergarten ..... 1 @ 6,500	$ 6,500
Kindergarten ..... 1 @ 2,550	2,550
Learning Centers	72,900
Skill Development Carrells	
Art Area	
Science Area	
Teachers Preparation	
Individual Instruction and Conference	
Resource Teaching	
Reading Clinic	2,500
Speech Classroom	600
Instructional Resource Center	5,900
Teachers Room	1,600
Music Room	8,500
Administrative Suite	4,200
Adult Classroom	1,700
All Purpose Room	7,000
Kitchen	9,500
Gymnasium	3,000
Health Suite	1,300
Multi-Service Center (Community Offices)	1,800
Central Bookroom	200
General Building Fund	35,620
Custodial Supplies	10,900
Supplies .....(248 increased capacity @ $7.50)	1,860
Textbooks .....(248 increased capacity @ $35.00)	8,680
Magazines and Periodicals ..... (248 increased capacity @ $.75)	190
Library Books	6,000
TOTAL	193,000

* Sq. No. 5178, Lot Nos. 27, 28, 48, 49, 50, 51 and 800.

Scope of Work (Continued)

Rooms	Total
Multi Purpose Room	...
Inst. Res. Center	1
Health Suite	1
Assembly - Cafeteria	1
Full Kitchen	1
Multi-Service Center	1
Administrative Suite	1
Teacher's Room	1
Gymnasium	1
Adult Classroom	1
Central Bookroom	Yes
General Storage	Yes
Central Book Storage	...
Custodial Storage	Yes
Custodian's Room	Yes
Physical Education Storeroom	...
Recreation Facilities	Yes
Grounds Improvements	Yes
Playground Lighting	Yes
TV & Computer Conduits	Yes
Public Address System	Yes
Parking	Yes
Security Alarms	Yes
Window Guards	Yes
Air Conditioning	Yes
Flammable Materials Storage	Yes
Alterations to Existing Bldgs.	...

FORM CBFM 7 (Rev. 4/22/72)

CAPITAL IMPROVEMENTS PROJECT SCHEDULE
FISCAL YEARS 1974-1979
(dollars in thousands)

Date of Preparation December 12, 1972

Fund General

Project Number: 10-301
Project Title: Equipment for New and Improved Services
Project Location: Various Schools

Square & Lot Numbers: N/A

Community Services Area No. CW

Capacity of Facility: N/A

Agency Priority: 17
Estimated Occupancy Date: N/A
Month _____ Year _____

Replacement ☐ New ☐
Expansion ☐ Modernization ☐

Model Cities Area: ☐ Yes ☐ No

Urban Renewal Area:
Credit % ..... N/A

Estimated Operating Budget Costs

	Current	1st Year	2d Year
Maintenance .			
Program		N/A	
Federal Grant			
Total			

Relocation Data
Families .....
Individuals ..
Businesses ... N/A
Other .....

Federal Grant Funds
Grantor ....
N/A
Federal % ..

Capital Improvements Project Estimate	Estimated Total Project Cost	Prior Appropriations	Unobligated Balance	Appropriation Request FY 1974	Program Estimate FY 1975	FY 1976	FY 1977	FY 1978	FY 1979	Estimate Beyond Program Period
Prel. Surv...	.....		....	.....						
Site.....	.....		....	.....						
Cons. Serv...	.....		....	.....						
Construction	.....		....	.....						
Equipment....	2,000.0		5.8	2,000.0						
Total	2,000.0		5.8	2,000.0						

PROJECT JUSTIFICATION:
This project requests the funds to provide the equipment required to bring existing buildings up to the level of the current standards, which are used in all new structures.

Media Equipment ($110,000 - Total Program $800,000)
Provide standard numbers of audio-visual instructional equipment to each school at all levels. Many of these items maximize the opportunity for individualized programs.

SCOPE OF WORK OUTLINE:

Media Equipment:
- 16 mm Sound Projectors
- Sound Filmstrip Projector
- Opaque Projector with Projection Cart
- Record Players (with Provision for Earphones)
- Tape Recorders
- Video Tape Recorders
- TV Receivers plus high stand
- Micro-film Reader

Agency D. C. PUBLIC SCHOOLS

Justification (Continued)	Scope of Work (Continued)
Equipment for New and Improved Services (Cont'd).	Industrial Arts (Curriculum Areas): Drafting Graphic Arts Power Mechanics Wood Con truction (Sr.) Electricity Wood-Plastics (Jr.) Metal-Ceramics (Jr.)
Industrial Arts ($700,000 Total Program $1,698,000) Senior High - Provide standard furnishings and equipment for five shops in each school. Junior High - Provide standard furnishings and equipment for existing shops and to expand the offerings of general shops to assure offerings in six areas at each school.	
Business Education ($50,000 - Total Program $578,000) Senior High - Replace typewriters that are over eight years old, provide electrical typewriters for two classrooms in each school, and provide standard furnishings and equipment for all Office Practice and Office Machine classrooms. Junior High - Replace typewriters that are over eight years old.	Business Education: Typewriters, electric Typewriters, manual Calculators Bookkeeping-Posting Dictation-Transcribers Duplicator Composer 10-Key and Full Key Adding Machines
Consumer and Home Economics ($400,000 - Total Program $1,292,000) Senior High - Provide standard furnishing and appliances for Clothing, Foods and Child Study Laboratories. Junior High - Provide standard furnishings and equipment to make all home economics rooms All Purpose Laboratories.	Consumer and Home Economics: Base and Wall Cabinets Sinks Stoves Sewing Machines
Health Occupation ($25,000 - Total Program $86,000) Senior High - Provide equipment to establish a Health Occupations classroom including a hospital room mock-up in each school.	Health Occupations: Hospital beds, stands, etc. Microscopes Medical Instruments Human Skeleton
Distributive Education ($25,000 - Total Program $127,000) Senior High - Provide standard furnishings and equipment for a marketing and retail sales laboratory in each school. Each laboratory will include fashion merchandizing, sales presentation and display, food merchandizing and advertizing areas.	Distributive Education: Merchandise units Cash Register Cash Wrap unit Display forms Showcard printer Manneguins

Agency D. C. PUBLIC SCHOOLS

Justification (Continued)	Scope of Work (Continued)
Equipment for New and Improved Services (Cont'd). Science ($590,000 Total Program) Provide standard equipment to allow all laboratories in secondary schools to function as general laboratories. Music ($100,000 - Total Program $510,000) Instrumental - Provide the standard number of band instruments in all schools. This is a three year program. General Instruction - Provide standard number of instruments for all music rooms.	Science: Microscopes Micrstone Autoclave Incubator Spectra Phometer Music: Band Instruments Tonal Instruments Pre-orchestral Instruments Pianos Congo Drums Guitars

Agency D. C. Public Schools

FORM CBPM 7 (Rev. 4/22/72)

CAPITAL IMPROVEMENTS PROJECT SCHEDULE
FISCAL YEARS 1974-1979
(dollars in thousands)

Date of Preparation February 13, 1973

Fund General

Project Number: 10-238
Project Title: Young Elementary School Modernization & Addition
Project Location: 24th & Benning Rd., N. E. (Area 6)
Square & Lot Numbers: No additional site needed
Community Services Area No. 5
Capacity of Facility: (909)
Net increase Pre-kindergarten (120)
Net increase K - 6 (0)

Agency Priority: 18
Estimated Occupancy Date:
Month 9 Year 1975
Replacement [ ] New [ ]
Expansion [ ] Modernization [X]
Model Cities Area: [ ] Yes [X] No
Urban Renewal Area:
Credit % ..... None

Estimated Operating Budget Costs

	Current	1st Year	2d Year
Maintenance .	83.2	150.7	144.7
Program	629.6	801.5	776.6
Federal Grant	****	****	****
Total	712.8	962.2	921.3

Relocation Data N/A
Families .....
Individuals ..
Businesses ...
Other .....

Federal Grant Funds
Grantor .... None
Federal % .. None

Capital Improvements Project Estimate	Estimated Total Project Cost	Prior Appropriations	Unobligated Balance	Appropriation Request FY 1974	Program Estimate FY 1975	FY 1976	FY 1977	FY 1978	FY 1979	Estimate Beyond Program Period
Prel. Surv...										
Site.....										
Cons. Serv...	410.5			260.0	150.5					
Construction	4,105.0				4,105.0					
Equipment....	232.1					232.1				
Total	4,747.6			260.0	4,255.5	232.1				

PROJECT JUSTIFICATION:

This modernization will enable the Young School to adopt the Learning Center concept. Skills development room with carrels, art area, science area, teachers' preparation room, individual instruction and conference room and resource teaching room are provided in each Center. The Learning Center design permits and enhances the opportunity for each pupil to have a learning task that meets his individual need at a given time. The teacher's time and effort can

SCOPE OF WORK OUTLINE:

Rooms	Total
Pre-kindergarten Suites	1½
Kindergarten	2
Learning Centers	____
Skills Development Area	
Art Area	
Science Area	
Individual Instruction	
and Conference	
Resource Teaching	
Teaching Preparation	
Special Education Area	
Reading Clinic	____
Multi-Service	

289

Agency D. C. Public Schools

Justification (Continued)

Young Elementary School Modernization & Addition (Cont'd)

be used more effectively in assisting the learner. The Learning Center style of teaching space will also facilitate pupil-teacher organization for ungraded instruction which will permit the child to develop mastery at his own pace.

This modernization will also include those ancillary facilities as a reading clinic, music room, speech room, instructional resource center and health suite, as designated by the Board of Education as necessary for a comprehensive educational program. In addition, after completion of this modernization the Young School will also have those facilities which will be so designed and located as to enable this school to serve as a Community Centered School in Area 6.

Scope of Work (Continued)

Rooms	Total
Center	1
Inst. Res. Center	1
Health Suite	1
Assembly - Cafeteria	1
Kitchen	1
Administrative Suite	1
Teacher's Room	1
Gymnasium	1
Adult Classroom	Yes
Central Bookroom	Yes
General Storage	Yes
Custodial Storage	Yes
Custodian's Room	Yes
Recreation Facilities	Yes
Grounds Improvements	Yes
Playground Lighting	Yes
TV & Computer Conduits	Yes
Public Address System	Yes
Parking	Yes
Security Alarms System	Yes
Window Guards	Yes
Air Conditioning	Yes
Flammable Materials and Garden Toole Storage	Yes

EXTENSION OF EXISTING BUILDING [x]

ALTERATION OF EXISTING BUILDING [x]

Program Element - 02-01-01-01

Elementary Area 6

Eliminate Crowding (30:1 Ratio)						Meet Board Standards (24:1 Ratio) and Provide Ancillary Educational Facilities						
							Budget Year					
							1974	1975	1976	1977	1978	1979
Membership						Membership						
						Pre-Kindergarten	Detailed projection not available due to lack of NDP Phasing in H Street URA. Long Range Forecast is indicated					580
K-6						K-6						4150
Total Membership						Total Membership						4730
Existing Capacity						Existing Capacity	4509	4509	4509	4509	4509	4509
Pupil Stations needed to eliminate crowding						Pupil Stations needed to implement Board Standards						221
Projects						Projects						
						1. Young Modernization	CS-C	E	120	120	120	120
						Capacity Gained	—	—	120	120	120	120
						Pupil Stations needed to implement Board Standards						101

Agency D. C. Public Schools

FORM OBFM 7 (Rev. 4/22/72)

CAPITAL IMPROVEMENTS PROJECT SCHEDULE
FISCAL YEARS 1974-1979
(dollars in thousands)

Date of Preparation December 12, 1972

Fund General

Project Number: 10-371
Project Title: Wilson Addition (Swimming Pool)
Project Location: Nebraska Ave. and Chesapeake St., N. W. (Area 1)

Square & Lot Numbers: No additional site needed.

Community Services Area No. 8

Capacity of Facility:
1,421 (net increase 21)

Agency Priority: 19
Estimated Occupancy Date:
Month Jan. Year 1976

Replacement [ ] New [ ]
Expansion [x] Modernization [ ]

Model Cities Area: [ ] Yes [x] No

Urban Renewal Area: N/A
Credit % .....

Estimated Operating Budget Costs

	Current	1st Year	2d Year
Maintenance .	287.8	307.4	306.5
Program	1,069.2	1,132.8	1,131.2
Federal Grant	.....	.....	.....
Total	1,357.0	1,440.2	1,437.7

Relocation Data
Families 0
Individuals .. 0
Businesses ... 0
Other 0

Federal Grant Funds
Grantor .... None

Federal % .. None

Capital Improvements Project Estimate	Estimated Total Project Cost	Prior Appropriations	Unobligated Balance	Appropriation Request FY 1974	Program Estimate FY 1975	FY 1976	FY 1977	FY 1978	FY 1979	Estimate Beyond Program Period
Prel. Surv...	.....			.....						
Site.....	.....			.....						
Cons. Serv...	355.0			225.0	130.0					
Construction	3,550.0			.....	3,550.0					
Equipment....	20.0			.....	.....	20.0				
Total	3,925.0	None		225.0	3,680.0	20.0				

PROJECT JUSTIFICATION:

This project would complete the physical education program at the Wilson Senior High School and will contribute to the recreational swimming needs of the community. At this time no adequate swimming pool exists in Service Area 8. Construction services funds are requested in FY 1974 to start the design of this project. This swimming pool is being planned as a community use pool.

SCOPE OF WORK OUTLINE:

All weather, competitive seven lane swimming pool, 25 meters long, diving areas and learning pool.
Pool equipment storage
Locker and Shower rooms for community use
Seating for 200 spectators

Agency D. C. Public Schools

FORM CBPM 7 (Rev. 4/22/72)

CAPITAL IMPROVEMENTS PROJECT SCHEDULE
FISCAL YEARS 1974-1979
(dollars in thousands)

Date of Preparation February 10, 1973

Fund General

Project Number: 10-262
Project Title: Lafayette Elementary School Modernization and Addition
Project Location: Northampton St. & Broad Branch Rd., N. W.(Area 19)
Square & Lot Numbers: No additional site needed
Community Services Area No. 8
Capacity of Facility: 790
Net Increase Pre-Kindergarten (120)
Net Increase K - 6 (128)

Agency Priority: 20
Estimated Occupancy Date: Month 9 Year 1977
Replacement [ ] New [ ]
Expansion [XX] Modernization [XX]
Model Cities Area: [ ] Yes [X] No
Urban Renewal Area:
Credit % ..... None

Estimated Operating Budget Costs

	Current	1st Year	2d Year
Maintenance .	62.2	78.1	75.9
Program	353.8	400.5	392.5
Federal Grant	....	....	....
Total	416.0	478.6	468.4

Relocation Data N/A
Families .....
Individuals ..
Businesses ...
Other .....

Federal Grant Funds
Grantor .... None
Federal % .. None

Capital Improvements Project Estimate	Estimated Total Project Cost	Prior Appropriations	Unobligated Balance	Appropriation Request FY 1974	Program Estimate FY 1975	FY 1976	FY 1977	FY 1978	FY 1979	Estimate Beyond Program Period
Prel. Surv...										
Site.....										
Cons. Serv...	420.5			275.0	145.5					
Construction	4,205.0				4,205.0					
Equipment....	110.0					110.0				
Total	4,735.5	None	None	275.0	4,350.5	110.0				

PROJECT JUSTIFICATION:

The primary purpose of this project is to bring the Lafayette Elementary School up to the present standards for instructional space. This modernization will to the extent practical, convert classroom areas into learning centers, add a pre-kindergarten suite and provide those auxilliary facilities designated by the Board of Education as necessary for a comprehensive educational program.

These facilities include an instructional resource center, a music

SCOPE OF WORK OUTLINE:

Rooms	Total	Rooms	Total
Pre-kindergarten Suites	1	and Conference	
Kindergarten	1	Resource Teaching	
Learning Centers	X	Teaching Preparation	
Skills Development Area		Special Education Area	
Art Area		Reading Clinic	X
Science Area		Multi-Service	X
Individual Instruction			

Agency D. C. Public School

Justification (Continued)

room, a gymnasium, a reading clinic laboratory, and teacher preparation rooms.

The seat gain is primarily at kindergarten grade level and needed to relieve the severe overcrowding at that level. Full community participation was held between April and August 1972 and agreement was reached on the scope of work.

Scope of Work (Continued)

Rooms	Total
Center	
Inst. Res. Center	X
Health Suite	X
Assembly - Cafeteria	X
Kitchen	X
Administrative Suite	X
Teacher's Room	X
Gymnasium	X
Adult Classroom	X
Central Bookroom	X
General Storage	X
Custodial Storage	X
Custodian's Room	X
Recreation Facilities	X
Grounds Improvements	X
Playground Lighting	X
TV & Computer Conduits	X
Public Address System	X
Parking	X
Security Alarms System	X
Window Guards	X
Air Conditioning	X
Flammable Materials and Garden Toole Storage	X

EXTENSION OF EXISTING BUILDING [X]

ALTERATION OF EXISTING BUILDING [X]

Agency D. C. Public Schools

Program Element - 02-01-01-01

Elementary Area 19

Eliminate Crowding (30:1 Ratio)						Meet Board Standards (24:1 Ratio) and Provide Ancillary Educational Facilities						
							Budget Year					
Membership						Membership	1974	1975	1976	1977	1978	1979
						Pre-Kindergarten	-	-	50	100	150	200
K-6						K-6	1458	1457	1463	1446	1456	1474
Total Membership						Total Membership	1458	1457	1513	1546	1606	1674
Existing Capacity						Existing Capacity	1506	1506	1506	1506	1506	1506
Pupil Stations needed to eliminate crowding						Pupil Stations needed to implement Board Standards	—	—	7	40	100	168
Projects						Projects						
						1. Lafayette Modernization	CS	C	E	248	248	248
						Capacity Gained	—	—	—	248	248	248
						Pupil Stations needed to implement Board Standards	None	None	7	None	None	None

Agency D. C. Public Schools

General Statement on Capital Outlay

Mr. Natcher. Now, Mr. Woodson, I believe you have a statement. Would you like to insert this in the record at this point?

Mr. Woodson. Yes, sir.

Mr. Natcher. The statement will be inserted at this point in the record.

[The statement follows:]

Fiscal Year 1974 Capital Outlay Requests

Mr. Chairman, we present this capital outlay request for fiscal year 1974 with some degree of satisfaction which I believe you and other members of your committee can share. The request for construction funds for the new elementary school at Wheeler Road and Savannah Street SE., represents the completion of a long effort to eliminate severe overcrowding in Anacostia. (Equipment for four projects in the Anacostia area will be requested in fiscal year 1975).

Nine projects of the 19 for which funding is requested represents a significant step in the effort to replace those inadequate school plants in the age range 50 to 90 years which cannot be modernized because of structural materials and systems. The replacement of these buildings is the Board of Education's second priority effort which the Mayor-Commissioner and the Congress have strongly supported.

Seven requests are for modernization of schoolplants. Modernization is the Board of Education's third overall priority. Generally, buildings constructed between 1925 and 1955 (20 to 50 years old) require modernization. These buildings have classrooms and an unsatisfactory administrative office and none or few of the necessary ancillary spaces. For your information a partial list of ancillary spaces are:

Reading	Music
Speech	Counseling
Lunchroom	Library
Food preparation kitchen	Recreation department office

We are using 41 classroom buildings that are between 40 and 50 years old. Except in those instances where phasing out of service is a possibility, our first modernization efforts are being concentrated in this group of schools.

Design funds are requested for the Fort Lincoln Secondary School Building. This is a new school for a new community (Fort Lincoln) to serve grades 7 through 12. It will include 700 high school seats to relieve the severely overcrowded McKinley High School.

Finally, we are requesting $2 million to provide instructional equipment for new and improved services in existing schools as distinguished from new schools which will receive adequate quantities of the required new equipment.

In summary, the projects requested for fiscal year 1974 are in the following appropriation categories:

Category	*Number of Projects*
Site and construction services (design)	1
Construction services (design)	5
Construction and construction services	8
Equipment	5
Total	19

Our permanent improvement requests are included in the Department of General Services requests. The list is attached.

PERMANENT IMPROVEMENTS

Project	Construction services	Construction
1. Major roof repairs	$45,000	$450,000
2. Boiler replacement: Petworth Elementary School	14,000	138,000
3. Window guards: Various schools	20,000	200,000
4. Electrical modernization:		
Stuart Junior High	38,000	380,000
Garnet-Patterson Junior High	31,000	312,000
5. Moving relocatable classrooms (21 double units) at $30,000	63,000	630,000
6. Installation and/or replacement of playground equipment	19,000	193,000
7. Exterior flammable material storage building: Various schools (30 schools)	48,000	480,000
8. Air-conditioning: Various schools, M. M. Washington	40,500	407,500
9. Expansion of playground: Moten Elementary	27,000	270,000
10. Expansion of lunchroom: Moten Elementary	20,500	204,000
11. Language laboratory: Americanization School	4,800	47,700
12. Modernize tailor shop: Phelps Vocational	3,500	34,500
13. Installation of metal seating: Various stadiums, Western High	5,500	53,000
14. Expansion of library: Cardozo High	10,500	104,000
15. Expand reading laboratory: Phelps Vocational	4,000	40,500
16. Library renovations and expansion: Phelps Vocational	4,000	41,000
17. Modernization of homemaking and clothing laboratories: Cardozo High	9,000	90,500
18. Administrative offices: Phelps Vocational	6,000	60,000
Total	413,300	4,137,700

Benning Elementary School Replacement (See Pp. 245–247)

Mr. Natcher. First is the Benning Elementary School replacement, where you are requesting $165,000 additional for construction services and $1,651,000 for construction, making a total of $1,816,000.

First, has the site been acquired?

Mr. Woodson. Yes, sir.

Mr. Natcher. The unobligated balance is $253,300, is that right?

Mr. Woodson. As far as site is concerned, yes, sir.

Mr. Natcher. Could these funds be utilized during the fiscal year 1974 for this elementary school replacement if approved?

Mr. Woodson. Yes, sir.

The designs are now complete and we are ready to go.

INCREASE IN COST OF PROJECT

Mr. Natcher. Mr. Woodson, I notice from the justifications that the price as far as this project is concerned has gone up $1,827,400. What is the reason for this?

Mr. Woodson. I think I am going to say one word and then Colonel Starobin can give you more technical details. We had a delay in this project because we got the bulk of our site from the Park Service, and it took us quite some time to get title to the land.

We were not able to move with this project at the time we had hoped to move with it.

Mr. Natcher. Colonel, what additional information would you like to give the committee concerning this increase?

Mr. Starobin. Sir, the previous estimate upon which the appropriation was based was in fiscal 1969, or 5 years from the budget year we are speaking of today. The cost per square foot has increased during that intervening time from $27 to $44 a square foot, as a result of escalation of construction prices. The size of the building has increased somewhat, from 68,000 to 70,865 square feet. That accounts for the largest portion of the increase. Our previous construction estimate for the building alone was $1,800,000. It is now $3,100,000.

DIFFICULT SITE

In addition the site problem that Mr. Woodson spoke of has caused a considerable increase in price. We have a difficult site. We had to accommodate ourselves to the needs of a hilly site and adapting ourselves to the plans of the National Park Service. This has given us a site development cost of approximately $650,000, considerably more than we had estimated in 1969. These are the primary elements that have caused the increase in cost to the present figure, sir.

AIR-CONDITIONING OF SCHOOL BUILDINGS

Mr. NATCHER. Are all the new school buildings we are now constructing in our Nation's Capital to be air-conditioned?

Mr. WOODSON. They are, sir.

SCHOOL LUNCH FACILITIES IN SCHOOL BUILDINGS

Mr. NATCHER. Do the designs for all of the new buildings provide school lunch program facilities?

Mr. WOODSON. Yes, sir.

Mr. NATCHER. You know, for a number of years they had larger lounge rooms than they had school lunch program facilities. You are making arrangements now for this program in all your school projects?

Mr. WOODSON. Yes, sir, Mr. Chairman.

All schools now have a lunch program. Most of the elementary schools will have a facility to serve lunches which are transported in from central kitchens. The secondary schools have larger kitchens and serve as central kitchens in some instances for the smaller schools.

Mr. NATCHER. Mr. Woodson, for a number of years now the members of this committee have been very much concerned about this. I know you have, too. This is an important matter. So you are now saying to the committee that as far as our elementary and secondary additions and new facilities are concerned, you are taking care of the school lunch program facilities.

Mr. WOODSON. Yes, sir.

The ultimate plans are to serve every pupil a hot lunch.

Mr. NATCHER. A hot lunch?

Mr. WOODSON. Yes, sir.

HIGH COST OF CERTAIN SCHOOL PROJECTS

Mr. NATCHER. Last year and the year before last, Colonel Starobin, you will recall that we had school buildings brought to the attention of our committee that if completed would be in the neighborhood of $20 and $25 million.

Mr. STAROBIN. Yes, sir.

Mr. NATCHER. Are we still in that figure?

Mr. STAROBIN. These elementary schools certainly are not, sir.

Mr. NATCHER. What about high schools or any school facilities?

Mr. WOODSON. We have only one school which appears to get into the $20 million bracket and that is the 2,400 pupil building at Fort

Lincoln. I do not know whether you want to discuss that particular project now.

Mr. NATCHER. Not at this time. We will get to that one. It is on the list.

HEIGHT OF SCHOOL BUILDINGS

Are these 6, 7, 8-story buildings?

Mr. WOODSON. We have only one high-rise building on the drawing boards today. It is about to be bid. That is the Dunbar replacement high school.

Mr. NATCHER. How high will that building be? How many stories are we talking about?

Mr. WOODSON. If we count all of the basement spaces, it will be 8 stories high.

Mr. NATCHER. My information is that in the other cities throughout the United States, they are bringing these school buildings down as far as height is concerned. They are not building 7, 8, 9 and 10-story buildings, from the standpoint of fire hazards, safety, and many other reasons.

Mr. WOODSON. In general we have not either. We have only two of these, one the Woodson High School, and the second is the Dunbar. Both have very limited sites and site difficulties. In the case of the Dunbar we are building a high school on a 9-acre site and as a rule we will have at least 15 acres. But because we are on such a very small site we had to go into the air for this particular building.

Mr. NATCHER. Do you believe that school buildings generally should be held down to three and four stories?

Mr. WOODSON. Yes, sir.

Mr. NATCHER. There is no question about that, is there?

Mr. WOODSON. There is no question.

We are holding them down. The only reason we are up in these two instances is because of the bad sites.

PARKING FACILITIES IN SCHOOL BUILDINGS

Mr. NATCHER. These projects you are talking about, the two or three that you have mentioned, do you have parking facilities in the buildings?

Mr. WOODSON. The Dunbar will. In the case of the Woodson we had sufficient ground space to have it out on the surface.

Mr. NATCHER. But the Dunbar will have——

Mr. WOODSON. The parking will be underneath the building.

Mr. NATCHER. How many spaces are you talking about?

Mr. WOODSON. Excuse me. I want to ask Mr. Coxe. We are talking between 115 and 120 spaces in the building

Mr. NATCHER. That is in the basement of the building.

Mr. WOODSON. Yes, sir.

UNOCCUPIED SCHOOL BUILDINGS

Mr. NATCHER. How many unoccupied school buildings do we have in Washington today?

Mr. WOODSON. We have none that are completely unoccupied.

SCHOOL BUILDINGS NOT USED FOR INSTRUCTION PURPOSES

Mr. NATCHER. How many are not used for school instruction? How many do you have in that category?

Mr. WOODSON. Mr. Chairman, we have six such buildings.

Mr. NATCHER. You have six buildings in this category?

Mr. WOODSON. Yes, sir.

USE OF UNOCCUPIED SCHOOL BUILDINGS

Mr. NATCHER. What do you intend to do with these buildings? There are six unoccupied from the standpoint of instruction of schoolchildren.

Mr. WOODSON. That is true.

One is the Carberry that is being used as the warehouse. The Dent is being used as a maintenance shop. The old Congress Heights is being used for the Anacostia project which is a federally funded educational project. They have some prekindergarten pupils in it. The old Emory has been funded by this committee and the Senate for a community structure. The Hayes is being used for offices.

Mr. MYERS. Offices for what?

Mr. WOODSON. For school personnel. Mostly for the programs which are federally funded.

Mr. MYERS. Such as?

Mr. WOODSON. The youth scholarship program is one. We have in the Hayes School a part of our military office, or the head of our Military Department. The Urban Service Corps has a clothing unit where people give clothing to the poor pupils in the school.

Mr. MYERS. How much longer is it going to be used for these purposes, such as storage and offices? How much longer will these facilities be used for those purposes?

Mr. WOODSON. I would not want to pin down a date. It appears to me that this will be a long-time usage.

ADEQUACY OF BUILDINGS FOR PURPOSES OTHER THAN INSTRUCTION

Mr. MYERS. The question that is coming up is this: If they were not adequate for educational purposes, what makes them adequate for office space and these other uses?

Mr. WOODSON. In the case of the educational usage the schools like the Hayes were simply bare classroom buildings and had none of the ancillary facilities in them. For example, that Hayes school had only classrooms and the principal's office, approximately 8 feet by 12 feet. That is all that it had in the building. There were no lunch facilities, no space for reading and writing, no assembly hall, no library—none of those kinds of things.

Mr. BEDFORD. I would like to add one thing about two or three buildings. Some of those buildings are eight-classroom buildings with huge classrooms on three floors. The Carberry and Dent School buildings, I think, during my whole tenure in the city have been used as a warehouse. That is the only purpose without extensive renovation and modification that they can be used for. We don't have a sufficient amount

of warehouse facility or maintenance facilities. Until we obtain funds for a maintenance shop, which we are trying to do in the fiscal 1975 budget, we will have to use those facilities for those two purposes.

Mr. MYERS. I am not trying to say, don't use them, I am trying to find out why this usage.

SKILLS DEVELOPMENT CARRELS

What is a "skills development carrel"?

Mr. WOODSON. This is a part of the effort to individualize instruction for each pupil. It is a space that is a little desk which gives a pupil his personal privacy. It will have in it a flat surface, but also an electrical outlet to which he can attach the various kinds of instructional technical aids, film strips, a projector or a teaching machine.

Mr. MYERS. These carrels are placed in a large room.

Mr. WOODSON. We are placing them in the learning centers and in libraries in the schools.

Mr. MYERS. Thank you, Mr. Chairman.

VANDALISM OF SCHOOL BUILDINGS

Mr. NATCHER. Mr. Woodson, from time to time we inquire about the number of windows that have been broken out in the schools and vandalism generally. You have submitted to the committee the table setting forth the total cost for vandalism and also a table for the cost of restoring the windows in the school buildings. Without objection, these tables will be inserted in the record at this point.

[The tables referred to follow:]

VANDALISM

The following table includes the cost of repairs for FY 1972 that have been identified as attributable to vandalism and illegal entries:

1. To secure buildings (doors and windows) illegally entered	$35,295.97
2. Rewelding window guards broken by illegal entry	31,961.95
3. Arson	40,873.14
4. Miscellaneous	19,508.67
Total	127,639.73

PUBLIC SCHOOLS OF THE DISTRICT OF COLUMBIA—COST OF GLAZING

	Number of panes	Total cost	Average cost per pane
Fiscal year:			
1950	20,840	$29,000.00	$1.39
1955	19,693	58,062.11	2.95
1960	21,356	72,281.65	3.38
1965	26,518	118,320.00	4.46
1970	43,174	631,180.00	14.62
1971	32,429	476,931.70	14.71
1972	29,709	535,682.30	18.03

District of Columbia Public Schools Illegal Entries for Fiscal Year 1972

	Number of entries		*Number of entries*
Senior high schools:			
Anacostia	4	Dunbar	3
Armstrong	1	Eastern	1
Ballou	2	McKinley	6
Cardozo	2	Roosevelt	2
Coolidge	1	Spingarn	3
Junior high schools:			
Backus	1	Kramer	7
Browne	3	Langley	2
Deal	3	Macfarland	1
Eliot	2	Paul	2
Evans	2	Rabaut	1
Francis	1	Randall	3
Garnet Patterson	3	Roper	3
Gordon	1	Sousa	3
Hart	3	Stuart	1
Hines	1	Taft	2
Jefferson	3	Terrell	1
Johnson	3	Woodson	1
Vocational schools:			
Bell	1	Phelps	2
Chamberlain	1	Washington	2
Elementary schools:			
Aiton	2	Hyde	1
Amidon	1	Jackson	1
Bancroft	3	Kenilworth	7
Beers	1	Ketcham	1
Benning Annex	1	Kimball	1
Birney	3	Kingsman	2
Blair	1	Langdon	1
Blow-Pierce	1	Langston	2
Brent	2	Lenox	1
Brookland	1	Lenox Annex	1
Bruce	1	Lewis	2
Bryan	6	Logan	2
Buchanan	2	Lovejoy	4
Bunker Hill	1	Madison	2
16th & Butler St.	1	Maury	4
Carver	2	McGogney	2
Clark	1	Merritt	1
Cleveland	1	Monroe	2
Congress Heights (Old)	2	Morgan	4
Cook, J. F.	2	Morgan Annex	2
Cooke, H. D.	1	Moten	3
Crummell	2	Mott	4
Davis	4	Orr	3
Davis Annex	2	Paterson	3
Draper	4	Payne	1
Drew	1	Peabody	1
Eaton	1	Petworth	1
Edmonds	2	Plummer	2
Emery (Old)	1	Powell Annex	1
Gage	2	Randle Highlands	2
Garrison	1	Raymond	1
Gibbs	1	River Terrace	2
Green	2	Savoy	1
Grimke	1	Scott Montgomery	3
Harris	2	Seaton	1
Hayes	1	Simmons	2
Sharpe Health	8	Simon	1
Hearst	1	Slowe	2
Hendley	6		

District of Columbia Public Schools Illegal Entries for Fiscal Year 1972—Con.

Elementary schools—Continued

	Number of entries
Stanton	3
Stanton Annex	3
Syphax	5
Thomas	1
Thomson	3
Truesdell	2
Turner	2
Tyler	4
Van Ness	1
Walker Jones	1
Weatherless	1
Webb	3
West	1
Wheatley	2
Whittier	5
Wilson, J. O.	4
Young	2
Total	282

SUMMARY OF ILLEGAL ENTRIES

	Elementary	Junior high	Senior high	Total	Lost and stolen articles
Fiscal year:					
1960	119	52	8	179	(1)
1965	118	55	12	185	$24,029.84
1970	277	35	27	391	352,978.59
1972	198	53	31	282	150,451.61

1 Not available.

SUMMARY OF VANDALISM COSTS

Mr. NATCHER. In your table Mr. Woodson, you show four categories under vandalism. You show separate amounts for securing buildings, rewelding window guards, arson and miscellaneous, bringing the overall total amount to $127,639.73. The table showing the number and cost of replacing windowpanes that have been broken out as a result of throwing rocks and other items, shows a total of $535,682.30 for the fiscal year 1972. This was for 29,709 panes at an average cost per pane of $18.03. As far as the cost is concerned, it is up from last year where the cost was $14.71 per pane. Your total amount is larger than it was last year.

The number of window panes is smaller, but your cost for restoring them is higher.

Mr. WOODSON. Yes, sir.

COMMUNITY SCHOOL PROGRAM AND VANDALISM

Mr. NATCHER. Your total number of panes replaced is 29,709. This is a matter that I know we have had for a number of years, Mr. Woodson. I know in certain sections and certain buildings there is more damage than others. Yesterday in discussing this matter generally with Dr. Scott, Mr. Barry, and others, we said to them that as far as the community school program is concerned, as one member of the committee, Mr. Woodson, I think it is a good program. When you open those buildings and let the people use them, you have Boy Scout and Girl Scout meetings, meetings concerning the people in the vicinity of the school. They ought to be permitted to use these buildings. I believe we have 11 or 12 school buildings now in the community school program generally. You remember, Mr. Woodson, when we started this program. We started it on this committee. I say to you that I think it is a good program. I know that it is right difficult at times in arranging the budget to have the money in here for this program. But I believe, Mr. Cassell, if you check in the school buildings where they

use them for more than regular school purposes they do not have as many broken windows.

They respect the building a little more when it is our building and we use it in our community. I think you will find that you will have fewer broken windows in those buildings that are in the community school program. I hope that is true.

Mr. Cassell, I believe that is true.

Mr. CASSELL. The point is well taken, Mr. Chairman.

FEES FOR USE OF SCHOOLS FOR COMMUNITY PURPOSES

Mr. NATCHER. I think that is exactly right. As one member of this committee, I am not going to stand back on your request for a community school program. One of my friends who works in the main dining room has been a friend of mine since I have been a Member of Congress. He has a Boy Scout troop in Washington. He told me several years ago that they charged him $7.50 each time the troop met in the school just to get the door open, turn the lights on for him to go in there and meet with his Scout troop. I talked to Dr. Scott's predecessor about it. They worked it out whereby he could have his Scout troop meeting in that school building. He should not pay a penny, Mr. Woodson—not a penny. I say that to you frankly. That man is doing good in working with these boys and that is something that counts.

Mr. Woodson, you have heard me say before, that is the kind of work that in the future opens that gate up yonder for you. You do not have any trouble swinging that gate open when you are doing good work of that type. That man is doing a good job. We have Mr. Cassell, a School Board member, and Mr. Rosenfield, another School Board member, with us today, and Mrs. Swaim was here yesterday and Mr. Barry will be back with us today. We want them all to know we believe this is a very important matter.

I say that to you frankly, Mr. Woodson. I know the difficulty you have with these windows. Think about it, $535,682.30 just to restore windowpanes in 1 year. I believe you will stop a lot of that breakage if you use these buildings for community as well as school purposes.

You know sometimes they do not like the principal, sometimes they don't like the assistant principal, or it might be a teacher. It might be meanness generally. But you check, Mr. Woodson, in the future, in those buildings that are used by the people—you will not have too many broken windows.

COMMUNITY USE OF LIBRARIES

Mr. CASSELL. Mr. Chairman, the public libraries in the District are public buildings and open to people. They have rooms that they allow the community to use for meetings from time to time. It does not cost anything. You simply indicate you want to use the room and you use it, and your expenses are taken care of if you leave it reasonably clean. If that applies to that public facility I see no reason why it should not apply to public schools.

CONTROL OF SCHOOLS BY RECREATION DEPARTMENT

You know there was a policy that turns the buildings at 5:30 over to the Recreation Department. The Recreation Department charges for the use of those buildings. The school system itself is sometimes reluctant to allow people to use buildings before 5:30.

COMMUNITY USE OF SCHOOLS

Many of us on the Board of Education believe that it is a public facility, you have auditoriums, gymnasium and libraries, are facilities that are supported by public taxes and should be available to the citizens by some change in legislation, whenever available, without charge. There are some communities that are not able to pay as much as $3 or $4 per custodian to open those buildings, especially on a regular basis. So anything that this committee would consider useful in changing that policy would be very helpful and acceptable to the Board of Education.

Mr. NATCHER. Mr. Cassell, I cannot speak for the other members. I am speaking for myself. I am in favor of making the change and opening the building for the use of the people. We cannot have any provision concerning legislation in our bill. That is legislation on an appropriation bill and subject to a point of order. But if there is anything we can put in our report which will help the School Board and you, Mr. Woodson, in this matter, we will certainly do it. It does not require legislation to use that building. Why would it require any legislation? It is a matter of policy for the School Board; isn't that right?

Mr. ROSENFIELD. It is a matter of paying for the services of custodians.

Mr. NATCHER. That is a matter for the budget. I do not believe it would require any legislation.

Mr. ROSENFIELD. No, I do not believe so.

Mr. NATCHER. This is something that helps our people and the school system generally. You gentlemen of the School Board will find that you would not have any trouble with this subcommittee.

MOTT FOUNTAIN GRANTS

We do not have any problems with this. We have none. We had Mr. Reigle of Michigan on this subcommittee. He served as a good member on this committee for a number of years. We received grants from the Mott Foundation in Flint, Mich., as the direct result of his fine work. This money was well invested.

COMMITTEE REPORT

I just wanted to call it to your attention. With the permission of the members, when I prepare our report I am going to put a short section in it to the effect that we are in favor of this policy. I think it is good. Before we take up the next item, Mr. Woodson——

Mr. WOODSON. May I add another remark?

Mr. NATCHER. You certainly may.

HEATING SYSTEM AND MEETING FACILITIES IN SCHOOLS

Mr. WOODSON. You will recall that for the last 5 appropriation years, I would say, we do have one space in the new building which has its own separate heating system and an outside door so it is available without the services of a custodian to community organizations for meeting purposes. We have some of these and all of the new buildings have the similar provision.

Mr. NATCHER. Is it adequate space? If I have a boy scout troop with 30 or 40 boys, do you have room in there for them to have a meeting?

Mr. WOODSON. We would have room for that size meeting. This does not open up the assembly hall for basketball games or that kind of activity.

Mr. NATCHER. Where hundreds of people are involved, of course, you would have to have different rules and regulations. But in your community school program generally you make arrangements for these matters.

Mr. WOODSON. Yes, sir.

Mr. NATCHER. Up to this point, gentlemen, are there any general questions, or on this first project, the Benning Elementary School replacement.

CONTROL OF SCHOOL BUILDINGS

Mr. CASSELL. Sir, something just occurred to me that I would like to ask you. If we ask for legislation which kept the school buildings under the jurisdiction of the board of education at all times rather than to revert to the department of recreation, then we would be in position to request in our budget moneys for this.

Mr. NATCHER. You mean at the present time the school buildings are under the control of the Recreation Department after closing hours?

Mr. WOODSON. Yes.

Mr. NATCHER. I think that is a mistake. I do not think there is any question about it.

I think the school buildings should be under the control of the school board. These board members are elected.

Mr. CASSELL. Those facilities which are used by the community, the auditoriums and so on.

Mr. NATCHER. I understand. Speaking for myself, I think it should be under the school board.

Mr. CASSELL. We have not been able to ask for different money in our budget to retain custodians for a reasonable number of meetings. We would like to make that proposal——

Mr. NATCHER. There is nothing wrong with that.

Mr. CASSELL (continuing). To a member of your staff for your consideration.

Mr. NATCHER. I think it is good. Certainly we will consider it as we go along. Now, are there any questions?

Mr. Myers.

DESIGN AND CONSTRUCTION OF SCHOOL BUILDINGS

Mr. MYERS. What type of construction are we talking about here, Mr. Woodson, in all these buildings? Is each project different or is it a similar type of construction that you are proposing?

Mr. WOODSON. The actual construction materials must meet the code of generally reinforced concrete frames with cinder block interior walls and brick outside walls.

As far as the facilities are concerned, they are essentially the same in terms of what is in the building. How the architect designs it can be different. We have a new school where the learning centers have an octagonal shape. We have another almost completed on Alabama Avenue where the learning centers are square shaped. They contain the same facilities and same space per pupil.

Mr. MYERS. The architectural work is going on for all seven that you are proposing. You are simultaneously doing your architectural work right now, is that right?

Mr. WOODSON. Some of these designs represented in this budget are completed where we are asking for construction money.

Mr. MYERS. As you go along, you will give us that information.

Mr. WOODSON. Yes, sir.

CLASSROOM DESIGN

Mr. MYERS. As to the type of interior, are we speaking about individual classrooms? Are they going to be modular or this pod type where you will have three or four classes in each education area, or what type of interior are you speaking of?

Mr. WOODSON. All of our buildings today are being constructed in what is called open space style instructional area. That means we will have maybe 200 pupils in a single space working with an appropriate number of teachers. That can vary from 150 pupils up to 300 pupils, where the Alabama Avenue and Congress Heights has that size space.

Mr. MYERS. Are they referred to as "teaching pods"?

Mr. WOODSON. Yes, in many instances they are. Whether it is a piece of a building here and another piece here [indicating] it does not make any difference. The two pods can be one over the other one.

HEIGHT OF BENNING ELEMENTARY SCHOOL

Mr. MYERS. With specific reference to Benning Elementary, I was not clear in your response to the chairman, how many stories is this building going to be?

Mr. WOODSON. This is going to have a total of three stories in it, but no part is over two stories high. This is because it is on a slope.

Mr. MYERS. There will be stairways to each level.

Mr. WOODSON. Yes.

Mr. MYERS. There will be no elevators.

Mr. WOODSON. No elevators in this building.

SQUARE FOOT COST OF BENNING SCHOOL REPLACEMENT

Mr. MYERS. How much per square foot is Benning Elementary School going to run?

Mr. STAROBIN. We estimate that it will come in within $44 per square foot. This will be the outside figure.

Mr. MYERS. Outside figure. Clarify what you mean by outside.

Mr. STAROBIN. We expect the bids will come in within that figure.

Mr. MYERS. You have not advertised for bids on any of these.

Mr. STAROBIN. No, sir. We do not have sufficient money on this project to advertise for construction. We propose to do so immediately after Congress takes action on this appropriation.

NUMBER OF BIDDERS

Mr. MYERS. How many bidders do you suppose you will have?

Mr. STAROBIN. I anticipate four to five bidders. I provided this committee some time ago a list of projects we had bid over the past several years showing all of the bidders, primarily to show the increase in the amount of competition that we have been getting on schools and for all of our projects over the past year or two, sir.

STATUS OF SITE ACQUISITION

Mr. MYERS. As I understand, you already have the Benning School site purchased?

Mr. STAROBIN. Not purchased. It is a transfer from the National Park Service to us, sir.

Mr. MYERS. How much land are you going to have?

Mr. WOODSON. We have had transferred to us about 4 acres, but there is some adjacent parkland that was not transferred but which would be available to the pupils.

Mr. MYERS. It will be used as a recreation area.

Mr. WOODSON. We have 4 acres that we will be responsible for, including parking space.

Mr. MYERS. That is true.

Mr. WOODSON. The building itself and the paved playgrounds. We have a sodded ballfield. Then the access areas to get in for utilities and the service areas. These will all add up to the 4 acres.

PROCEDURE WHEN BIDS EXCEED APPROPRIATIONS

Mr. MYERS. When you advertise for bidders—this will be my last question—if you do not have a bid for your estimate, what do you do then?

Mr. STAROBIN. If we do not have a bid?

Mr. MYERS. If all your bids are above your estimate, do you come back to the committee, then?

Mr. STAROBIN. We must come back to the committee. Let me clarify that a bit. There is an amount appropriated from the committee. Then we have a Government estimate.

In general, the Government estimate is less than that appropriation because in addition to the estimate, we have to have money for contingencies, such as unforeseen conditions, change orders, utility hookups, and so on. If the bid that comes in exceeds the Government estimate to the point that it exceeds the appropriation, we must come back to Congress either through a reprogramming action or for an additional appropriation.

Mr. MYERS. By this time next year, will you be coming back to this committee with a firm bid and know exactly what that school will cost, or will you come back within the expected completion date between

now and 1975 with subsequent requests for supplementals to add to the cost. Are you going to lock down on a specific figure? That is my question right now.

Mr. STAROBIN. My best judgment is that by this time next year, this school will be well under construction.

Mr. MYERS. That doesn't answer my question.

Do you have a firm commitment as to the cost when the bid is accepted, or will you have to come back and say, we are sorry we missed it, and it is an overrun.

Mr. STAROBIN. The figure I presented to the committee is my most firm commitment. Again I speak to the record of the past several years. Over the past several years where we have gotten many, many school buildings and other facilities underway, our estimates have proven quite accurate. In several instances we have had to come back for either a reprograming or an additional appropriation. Specifically I can think of the Orr Elementary School and before you today you have the M. M. Washington, where again we have a matter of an overrun. Both of those had certain unusual circumstances associated with them that explain the reason for that. But in general, sir, I think the record of my estimating staff is quite good.

COST ESTIMATE FINAL WHEN BID ACCEPTED

Mr. MYERS. That still does not answer my question. Once you have accepted a bid, is that a firm figure?

Mr. STAROBIN. Yes, sir.

Mr. MYERS. It will not be a cost overrun unless you change your plans.

Mr. STAROBIN. That is right, sir.

Mr. MYERS. Then next year or when you come back in for a supplemental, you can say Benning School will cost so much money and we can depend on it and you will not be coming back for a supplemental.

Mr. STAROBIN. Perhaps the misunderstanding is this, we have not accepted bids.

Mr. MYERS. I realize that. You are shooting in the dark.

Once you accept a bid, will it cost you more money after that?

I serve on other committees, and there is not one yet that the General Services Administration has not missed.

FUNDS RESERVED FOR CONTINGENCIES

Mr. STAROBIN. In our overall estimate we predict an amount that represents the bid amount and then we leave something for contingencies, such as the change orders and so on.

In general on a project of this size we allow 7 percent for contingencies. It is very rare that the actual changes, or the actual additional costs exceed that 7 percent. In general it is within that amount. I think again my record in this area is very good. We have had to come back to this committee very, very few times for any additions. In this case I feel quite certain that we will be able to build the school and complete it within this amount of money. I do not know if that answered your question fully.

Mr. MYERS. Mr. Cassell has his hand up.

COMMENTS OF SCHOOL BOARD MEMBER ON COST-ESTIMATING PROCESS

Mr. CASSELL. Yes. I do not want to say anything which in any way would jeopardize your approval of all of these projects because each one is very important, and most of them have been under consideration for some time. We do need the space.

I do think we have to be frank in responding to that question.

Mr. MYERS. I wish you would be.

Mr. CASSELL. I have not been able to look in this book and cite for you specific cases, but there are instances in which there are cost overruns and we do have to come back and say we need more money. Sometimes that is justified. It is justified because from the time that you made your original appropriation to the time that we actually buy the site and start construction, it may have been many years. So the cost of construction or the unit cost has increased. There have been some other occasions in which we on the Board of Education have felt that we could not understand why when a project is placed in our program 1 year at one figure, that price changes substantially the next year, if we could not get it started.

The Board of Education has a capital outlay committee. That is my committee. I happen to be an architect and I have some little knowledge about the cost of construction and the time it takes. We have been trying to get as a matter of meeting our responsibility to at least review and monitor the processes which develop these cost estimates from the District of Columbia government an indication of how they arrive at their cost estimates. Sometimes they seem high to us. We recognize we are not in the business of construction every day. But we are able to interpret what we read. We think that we could provide some substantive support for the position that Colonel Starobin is taking here if we could have access to the cost estimating process and we could make comparisons ourselves. I must say at this point—and I hope this does not in any way reflect on this program here—that we have been unsuccessful in getting that kind of information.

ACCESS TO CONSTRUCTION COST INFORMATION

We think we ought to be able to walk into the estimating office of the District of Columbia government and look at any of their files and worksheets. We have not been able to do that and therefore I could not make an intelligent comment on that. I think we have to frankly say there have been cost overruns from time to time. I as an architect might be able to sit here and justify them. I cannot do so.

Mr. STAROBIN. I think for the purpose of clarifying the record and not to raise any controversy but merely to state on the record that the work of my estimating staff is open to this committee, to the Board of Education, to anyone else who has a legitimate interest. I regret if we have not furnished certain information to the Board but I do not recall specifically when that request came. Mr. Woodson, of course, has access to any of our estimating. He reviews plans at various stages before they go out to construction, and certainly the cost estimates. So if Mr. Cassell feels he needs further information, I will assure this committee and Mr. Cassell the information will be made available to him.

SUPPORT FOR CONSTRUCTION OF NEW SCHOOLS

Mr. MYERS. It appears you have misunderstood the thrust of my question. Mr. Cassell and I have had some disagreements in the past over some of these things and others, too. I do not think any member of this committee is trying to prevent the construction of new schools. We realize and support replacement of some of these old, obsolete schools for the children's sake and for their safety. We certainly have to. We are not trying to disagree. The thrust of my question is—and on the other subcommittee of which I am a member—the Treasury, Postal Service and General Government Subcommittee, we appropriate funds to the General Services Administration. I suspect they come in with a small figure—as an example, they will tell us, "We will build this building for $20 million," and that is just to get it approved. After they start construction the building cost will run 25 percent over the amount first presented to the committee. I realize these are only estimates and that is the best you can do. I am not trying to imply that you have not done the best you can in coming up with an estimate.

TYPES OF CONSTRUCTION CONTRACTS

What I am asking is once you have the bid, are you sure of that figure? Are we sure of the construction cost at that time, or do you have a cost plus contract or escape clause?

Mr. STAROBIN. We do not have cost-plus contracts. We have firm contracts. We do not try to come in with a low bid.

Mr. MYERS. I did not suggest you did.

Mr. STAROBIN. Or with a low estimate. Let me assure you of one thing. The process of getting additional money beyond the first appropriation is painful.

Mr. MYERS. For us, too.

Mr. STAROBIN. But particularly for me. I am not a masochist and I like to take the pain just once. I prefer to come before the committee and give you the unvarnished truth and, if the committee accepts it and gives me the amount, request, to feel reasonably sure in my own mind that I can complete the project within that amount, coming back is something I do not relish.

POSSIBILITY OF COST OVERRUNS

Mr. MYERS. I realize this is just an estimate. I think you are coming in with good intentions and good faith and you are trying to do what is right.

My only question is, after you finally let a contract, we should know that it won't cost any more. It has taken a long time to develop that, but I want to be clear. I want to be sure that we do know the cost at that point.

Mr. WOODSON. As long as I have been with the system, I don't think we ever had a case that once we had a contract signed up and the contractor started that we ever had to come back for additional funds. In other words——

Mr. MYERS. You had a reprograming, I remember last year.

Mr. WOODSON. This was before the project was built. In the case of the Orr School we realized we did not have sufficient funds to build it. Therefore, we came back and reprogramed funds. Once that was done, we had sufficient money to build the school, and it is being built for that contract price. There is no danger of coming back and asking for more money for the Orr School and that won't be the case for the Benning, assuming that our construction funds will be $4 million, and assuming that the bid is within $4 million. We should be able to build this building without coming back.

Mr. MYERS. Thank you.

Mr. NATCHER. Mr. Coughlin.

SQUARE FOOT COSTS AND PER PUPIL SPACE IN NEW SCHOOLS

Mr. COUGHLIN. Thank you very much, Mr. Chairman.

I am trying to get some sort of handle on these various construction projects. I have been interested in the cost per square foot. You indicated the Benning School would cost about $44 per square foot.

Colonel Starobin, could you provide, for the record, the number of square feet and the cost per square foot for each of the other new schools being proposed?

Mr. STAROBIN. Yes, sir.

I have that in my work sheets here and I can either read them into the record as we discuss each program or I can provide it in writing at a later time.

Mr. COUGHLIN. Will you submit that for the record?

Mr. STAROBIN. Yes, sir, I will provide that. We did prepare a spread sheet on the projects in this budget that broke it down into various costs—cost per square foot for the structure, site cost, utility costs.

Mr. COUGHLIN. Colonel Starobin, along with that could you provide for the record a spread sheet on the number of square feet per pupil on each of the projects?

Mr. STAROBIN. We will add that to the table. We do not have that in the table but it will be no trouble. We have the number of square feet and the number of pupils on each one of these justifications. So we will add that to the table.

[The information follows:]

CONSTRUCTION ESTIMATES

PUBLIC SCHOOLS - - - - - FY '74 BUDGET

School	Sq. Ft. Area	Sq. Ft. Cost	Basic Building	Other Building And Related Cost	Total Construction FY '74	Total Construction FY '75	Pupil Capacity	Sq. Ft. Per Pupil
[illegible]-126 Benning Elementary School Replacement	70,865	$44.00	$3,118,000	933,000	$4,051,000		708	100
[illegible]-316 M.M. Washington Voc. School Addition	53,700 1/	43.60	2,341,000	739,000	3,080,000		472	114
[illegible]-297 New Elementary Wheeler Road & Savannah St.	111,850	44.00	4,922,000	803,000	5,725,000		1,256	114
[illegible]-135R Takoma Elementary School	124,650	44.00	5,484,000	666,000	6,150,000		1,144	109
[illegible]-168 Gage Eckington Elem.	87,400	44.00	3,846,000	884,000	4,730,000		856	102
[illegible]-113A Burrville Elem. School Replacement	136,300	44.00	5,997,000	1,038,000	7,035,000		1,184	115
[illegible]-119 West Elem. School Replacement	97,900	44.00	4,307,000	693,000	5,000,000		750	130
[illegible]-245 Bancroft Elem. School Addition	17,110 1/	44.00	753,000	418,000	1,171,000		204	84
[illegible]-221 Perry-Simmons Elem. School	104,900	44.00	4,615,000	790,000	5,405,000	5,945,000	830	126
[illegible]-203 Lenox Elem. School Addition	66,900 1/	44.00	2,940,000	1,627,000	4,567,000		630	106
[illegible]-144 Anacostia S.H.S. Addition	69,092 1/	ONLY EQUIPMENT REQUESTED IN FY '74 BUDGET			4,855,000	(FY 72/73)	666	104
[illegible]-154 Montgomery Elem. School Addition	42,400 1/	" "	" "	" "	1,905,000	(FY 72)	496	85

School		Sq. Ft. Area	Sq. Ft. Cost	Basic Building	Other Building And Related Cost	Total Construction FY '74	FY '75	Pupil Capacity	Sq. Ft. Per Pupil
[illegible]-190	Ft. Lincoln Elem. School	130,104	ONLY EQUIPMENT REQUESTED IN FY '74			$ 6,625,000 (FY 69/72)		700	136
[illegible]-122	Morgan Elem. Sch.	162,700	" "	"	" " "	7,040,000 (FY 71)		1353	120
[illegible]-215	Merritt Elem. Sch.	91,000	" "	"	" " "	4,166,000 (FY 72)		728	126
[illegible]-238	Young Elem. Sch. Add'n and Modern.	40,100 1/	44.00	1,762,000	$ 1,970,000	3,732,000	$4,105,000	909	44
[illegible]-371	W. Wilson High Sch. Enclosed Swimming Pool	40,700	66.20	2,694,500	530,500	3,225,000	3,550,000	1421	29
[illegible]-262	Lafayette Elem. Sch. Add'n and Modern.	54,000 1/	44.000	2,373,000	1,449,500	3,822,500	4,205,000	790	68

1/ Addition Only

INCORPORATING SQUARE FOOT COSTS INTO JUSTIFICATIONS

Mr. McEwen. If the gentleman will yield, Colonel, I would like to make a suggestion. In the future on your justification sheets why couldn't we have the square foot cost set forth?

I am speaking of all capital construction with regard to the square foot cost.

Mr. Starobin. It could be provided.

Generally we are preparing the estimates over a period of time.

Mr. McEwen. Colonel, going back to when you were in the Army, I know on military construction the corps comes in with the cost per square foot on every project. It is right in the justification. If we see one that is considerably more than another project, we ask why.

Mr. Starobin. There is no problem in doing that. We have the data and it would simply be a matter of adding it.

Mr. McEwen. I think it would be a very helpful piece of information. We have been into this before and we will be in the future. Who prepares these?

Mr. Coppie, is this your department?

Mr. Coppie. We prepare the framework in which the information is presented. The actual justification is prepared by the operating department.

Mr. McEwen. Mr. Chairman, I hope in another year thought is given to putting this right into the justification sheets on all capital construction as to the square foot cost.

I thank the gentleman for yielding.

Mr. Coughlin. Mr. Chairman, I have no further questions.

Mr. Natcher. Mr. Burlison.

Mr. Burlison. Thank you, Mr. Chairman.

I do not have any questions.

M. M. Washington Vocational School Addition (See Pp. 248–249)

Mr. Natcher. Let us take up next the M. M. Washington Vocational School addition where you are requesting $118,000 additional for construction services and $1,180,000 for construction, making a total of $1,298,000. What is the status of this project, Mr. Woodson?

INCREASE IN COST OF PROJECT

Mr. Woodson. Mr. Chairman, the designs are now complete. Again we find in the same case as the Benning that the appropriation of $1,900,000 which we had previously was not enough to build this building. So we are coming back and asking for $1,180,000 additional construction funds.

Mr. Natcher. Mr. Woodson, the overall increase in this project is $1,298,000. That is the overall increase. That is the amount of your request.

How did you happen to get the same figure?

In other words, you are really juggling the chips now. How did you get the exact figure? The overall increase in cost is $1,298,000 and that is the amount of your request, $1,298,000.

Is that a mistake?

Mr. Woodson. No, sir. Previously we had $1,900,000 for construction.

Mr. NATCHER. Your justification shows, does it not, Mr. Woodson, that you have an increase in this project of $1,298,000 since fiscal 1972.

Mr. WOODSON. Yes, sir.

Mr. NATCHER. That is the total amount you are requesting for construction services and construction for this particular project. How did you happen to reach the same figure?

Mr. WOODSON. I do not quite understand.

Mr. STAROBIN. Could I intervene?

Mr. NATCHER. Yes.

Would you agree that the increase in this project is $1,298,000 over the fiscal year 1972 estimate?

Mr. STAROBIN. That is right, sir.

Mr. NATCHER. The amount you are requesting is $1,298,000. Is that a coincidence?

ORIGINAL COST UNDERESTIMATED

Mr. STAROBIN. No, sir. Let me give you the history of this project. We completed the design and we did go out for bids and we received bids. We received six bids. So we had a pretty good cross-section of bidders. The low bid came in substantially over the amount available. So this is one of the cases where my estimating staff did not estimate accurately. We are therefore coming back to you on the basis, not of estimates, but really a sampling of the market. The fact that six contractors felt that they could not build within that sum of money. One of the explanations for that is that we have an addition to a building which is very difficult and has extra complexities. We also have an extremely restricted site. We tried to get additional site and were turned down. We have to build in an extremely restricted site at substantially increased construction cost. We are coming back to you based on, you might say, the judgment of six contractors on how much it will cost to build this building. Our request for additional funds is based on that bidding information, sir.

Mr. NATCHER. There was not an increase generally in construction cost but an underestimation, is that right?

Mr. STAROBIN. That is right.

Mr. NATCHER. That is good for your soul, when you admit it, Colonel. Is this project necessary?

NEED FOR IMPROVED VOCATIONAL SCHOOLS

Mr. WOODSON. Yes, sir, Mr. Chairman.

You will recall that our vocational schools are quite old and in the case of this one and in the Phelps there was a considerable concern on the part of the Board and the public that we do something to improve these two schools. It was on this basis that the original appropriations were made.

These projects are very necessary. They will do a great deal to let the youngsters in the M. M. Washington Vocational School get the kind of program that will let them compete in the job market.

SIZE AND SCOPE OF PROJECT

Mr. NATCHER. Mr. Woodson, what size addition are we speaking of here?

Mr. WOODSON. We have the practical nursing training down the street in another school building in the Armstrong School.

We are going to bring that back into this new part. It will need related science rooms. We are putting a business program in there. We have typing classrooms, office machines, and the commercial type of opportunities that are going to be available. Drapery and slip covering, 10 general classrooms. These will be partly in the remodeled section of the existing building. Then we will have a music room and office practice room.

Mr. NATCHER. How many square feet as far as your addition is concerned?

Mr. STAROBIN. 53,700 square feet.

SQUARE FOOT COST

Mr. NATCHER. At a total cost——

Mr. STAROBIN. $43.60 per square foot.

Mr. NATCHER. Generally on your additions and your new construction in schools, are you in the $40 category, up or down?

Mr. STAROBIN. In elementary schools we are approaching the $40 category.

Mr. NATCHER. Could the funds be utilized in fiscal year 1974, Mr. Woodson?

Mr. WOODSON. Yes, sir.

Mr. NATCHER. This occupies a No. 2 priority, is that correct?

Mr. WOODSON. Yes, sir.

Mr. NATCHER. Are there any questions on this item?

PREVIOUS APPROPRIATIONS FOR PROJECT

Mr. MYERS. Thank you, Mr. Chairman.

If I understand, this is one we had previously authorized, is that correct?

Mr. WOODSON. Yes, sir.

Mr. MYERS. You had spent some money for construction services. What was spent for construction services and also for actual construction?

You have spent $119,000.

Mr. STAROBIN. No. sir; construction services is primarily for paying the architect and the design is complete. So we have paid for that.

Mr. MYERS. The $15,000 you have left from the previous appropriation for construction services will be spent for what?

Mr. STAROBIN. Construction services also pays for the administrative costs of my department in administering the contract. I have project inspectors, people who keep the records and so on.

Mr. MYERS. You do that by contract rather than in-house?

Mr. STAROBIN. The design itself is done by contract. But the contract administration is done by my department internally.

FUNDING FOR INTERNAL CONTRACT ADMINISTRATION

Mr. MYERS. What would the $15,000 be spent on? Your people are already paid under a separate appropriation.

Mr. STAROBIN. No, sir.

My people are paid from the construction services appropriation, a portion of the 10 percent of the construction cost that you appropriate for the job. That 10 percent is divided approximately 5 percent for paying the architect's fees and 5 for any internal administrative costs. I have approximately 250 people who are not paid by any appropriation other than this construction services appropriation.

Mr. MYERS. What about $21,300 that has been spent out of construction?

Mr. STAROBIN. Looking at the record here I see a prior construction appropriation of $1,900,000 and an unobligated balance of $1,899,300, with an expenditure of $700. I am not sure what this was for. It could have been for utility work.

Out of this we pay for disconnecting or reconnecting water lines, sewer lines, and so on.

Mr. MYERS. You are starting to prepare the site, then.

Mr. STAROBIN. We have not started yet, sir.

EXPENDITURES FOR VOCATIONAL SCHOOL PROJECT

Mr. MYERS. Could you provide for the record what the money was spent for? The item is insignificant but I would like to know.

Mr. STAROBIN. I cannot tell you precisely but I will provide it for the record.

[The information follows:]

CONSTRUCTION EXPENDITURES—AS OF APRIL 30, 1973

Project No. 10–316— M. M. Washington Vocational School Addition

Construction appropriation	$1,900,000.00
Obligations	21,243.41
Unobligated balance	1,878,756.59

$643.41 of the above obligations were charges for printing of construction documents—drawings, specifications, etc. The balance of $20,600 has been obligated in favor of the District of Columbia Department of Environmental Services for Engineering and Construction of sanitary sewer and water lines required to service the school. This work has not yet been performed and will not be started until the construction funds requested in the fiscal year 1974 budget are approved. Only $418.00 for engineering services has actually been spent.

SITE PROBLEMS AND INCREASED COSTS

Mr. MYERS. The increased cost you said was because you were having site difficulties.

Mr. STAROBIN. That is right, sir.

Mr. MYERS. Why were you having site difficulties?

Mr. STAROBIN. Yes. M. M. Washington is in a very congested area of the Shaw neighborhood. It has a small playground adjacent to it and the original plan called for taking down a row of houses adjacent, building the addition on the playground and building the new playground on the additional space. The community came in and protested against the taking of any additional space.

They protested against taking any additional structures and they

were upheld by the National Capital Planning Commission. In the face of that disapproval of additional site, we had to replan the facility to build the addition on to the existing playground and put playground space on the roof. That involved cost.

Further, without any additional site to work on, it makes a very, very congested area for construction and it must run up costs as is evident from the bids we received.

Mr. MYERS. The National Capital Planning Commission then was your problem?

Mr. STAROBIN. They give us the approval on the additional site.

Mr. MEYERS. They put the health and welfare of the children above something else in their decision.

Mr. STAROBIN. Let's say they refused the school's request for an additional site.

Mr. MYERS. It was to be used for recreation for the children.

Mr. WOODSON. The rooftop.

Mr. MYERS. You put them off on some rooftop. This area of Shaw is a redevelopment area, isn't it?

Mr. WOODSON. It is.

Mr. MYERS. I have no further questions, Mr. Chairman.

Mr. NATCHER. Mr. Coughlin.

Mr. COUGHLIN. No questions at this time, Mr. Chairman.

NEW ELEMENTARY SCHOOL—WHEELER ROAD AND SAVANNAH STREET, SE. (SEE P. 250–252)

Mr. NATCHER. Next the new elementary school, Wheeler Road and Savannah Street, Southeast, where you are requesting $238,500 additional for construction services and $5,725,000 for construction, making a total of $5,963,500

COST OF SITE

Has the site been acquired?

Mr. WOODSON. Yes, sir. This site is available.

Mr. NATCHER. You say available. Did you have to purchase this site?

Mr. WOODSON. Yes, sir.

Mr. NATCHER. How much did you pay for it, Mr. Woodson?

Mr. STAROBIN. I haven't that information immediately at hand.

Mr. NATCHER. On page CAP–9 of the justifications, you show an appropriation of $510,000 and an unobligated balance of $292,100 under site.

Mr. SAROBIN. The cost of acquiring the site amounts to $217,925.

Mr. NATCHER. Payment in full?

Mr. STAROBIN. I believe so, sir, but I am not actually certain.

Mr. NATCHER. Check this and submit it for the record, please.

[The information requested follows:]

Site acquisition cost, Apr. 30, 1973—Project No. 10–297

Site appropriation	$510,000
Acquisition cost	[1] 217,925.17
Unobligated balance	292,074.83

[1] Court action was required to acquire the site for this project. A "Declaration of Taking" has been filed and thus the District legally owns the property. However, the purchase price must now be determined by the courts. $200,000 has been deposited with the D.C. Superior Court. The necessary adjustments will be made regarding the deposit when the purchase price has been established.

ASSESSED VALUE AND COST OF SCHOOL SITES

Mr. NATCHER. In addition, Colonel, we would like for you to submit on all of these projects where you purchase the site, the assessed value of the property. We want to see now how the figures run as far as the assessed value of the property is concerned.

[The information follows:]

SITE ACQUISITION DATA, PUBLIC SCHOOLS—FISCAL YEAR 1974 BUDGET

Project	Name	Purchase price	Estimated additional purchase price	Estimated fair market value	Assessed value	Year
10-126	Benning Elementary School replacement	$24,841	.....	$34,166	$11,063	1969
10-297	New elementary, Wheeler Rd. and Savannah St. SE.	D/T[1] 200,000	.....	525,974	64,900	1970
10-135	Takoma Elementary School	266,700	$64,500	277,887	115,965	1968
10-168	Gage Eckington Elementary School	622,000	186,850	1,195,955	436,044	1967
10-113	Burrville Elementary School replacement	226,350	.....	229,900	66,925	1969
10-119	West Elementary School replacement	538,000	.....	607,000	371,870	1969
10-245	Bancroft Elementary School addition	127,084	.....	143,398	59,896	1973
10-221	Perry-Simons Elementary School	[2]	.....	98,542	316,089	1971
10-203	Lenox Elementary School addition	[3]	.....	762,065	133,650	[4]
10-154	Montgomery Elementary School addition	370,000	.....	362,640	172,357	1967
10-122	Morgan Elementary School	730,140	.....	849,886	393,800	1971
10-215	Merritt Elementary School	122,000	.....	183,319	71,256	1969

[1] These funds have been deposited with the District of Columbia Superior Court. The court will determine the actual purchase price and the necessary adjustments will be made at that time (additional funds provided or surplus funds returned).
[2] Budget stage.
[3] No property acquired.
[4] Not available.

Only 12 of the 20 public school projects included in the fiscal year 1974 budget involve site acquisition. The requested site data for those projects is indicated above.

STATUS OF PROJECT

Mr. NATCHER. Now, what is the status of this project? Where are you?

Mr. WOODSON. The designs are completed, Mr. Chairman, and we are ready to proceed with the construction as soon as we have the construction appropriation.

I would like to say that this school is the last school in the Anacostia area which we need to get out of the severe overcrowding situation that we have been in for so many years.

Mr. NATCHER. Mr. Woodson, your overall cost is $7,119,700. This is $125,500 under the original overall cost submitted, which is all right.

VOLUNTARY REDUCTION

Mr. STAROBIN. The design is complete and on that basis we have been able to prepare a more definitive statement and we are prepared to offer more of a saving.

We are prepared to offer up in construction an additional saving of $375,000 and construction services, 10 percent of that, $37,500.

That will make the amount requested in this budget $5,350,000 for construction and $201,000 for construction services.

HEIGHT OF BUILDING

Mr. NATCHER. What size building are we talking about here? How many stories?

Mr. WOODSON. This is going to be a three-story building.

Mr. NATCHER. That is about where it should be, isn't that right, Mr. Woodson?

Mr. WOODSON. Yes, sir.

ELEVATORS

Mr. NATCHER. Three and four stories, not seven and eight stories. You don't need elevators in this building.

Mr. WOODSON. We will have none.

Mr. STAROBIN. We will have elevators for freight and also for handicapped children.

SQUARE FOOT COST

Mr. NATCHER. What is the square footage here?

Mr. STAROBIN. 112,000 square feet.

Mr. NATCHER. What is your cost?

Mr. STAROBIN. With the reduction it brings it down to $40.60 per square foot.

Mr. NATCHER. Mr. McEwen?

ENTRANCES DESIGNED FOR HANDICAPPED

Mr. MCEWEN. With regard to handicapped children, Colonel, you have elevators for them and do you have entrances for those children to get into the building?

Mr. STAROBIN. Yes, sir.

Mr. MCEWEN. In other words, it is so planned that all of the facilities available to others are available to the handicapped.

Mr. STAROBIN. Within reason, of course; gym facilities and so on are not equipped for handicapped children.

Mr. NATCHER. Mr. Myers?

REDUCED SIZE AND HIGHER SQUARE FOOT COST

Mr. MYERS. I don't understand your savings. Last year you testified it would cost $40 per square foot. Now, after a savings it is still $40.

Mr. STAROBIN. We came in last year with a projected footage of 120,000 square feet. Now, at the completion of design we have found we have tightened up the design and are coming in at 112,000 square feet for savings of 8,000 square feet.

Mr. MYERS. I refer to the cost per square foot. Two years ago it was $36 per square foot.

Mr. STAROBIN. Last year it was $40.

Mr. MYERS. Now it is $40 after you say you have made a savings. What was the savings?

Mr. STAROBIN. As the project proceeds from year to year, we projected the percent increase based on the way the construction market has been moving; 10-percent increase per year for a period of years into the foreseeable future.

On that basis we went from $40 to $44 a square foot. This was based on a general situation since we did not have completed plans.

I can speak to you about this project from the knowledge given to me by complete plans and on that basis we can speak to a lower estimate. I know when the project will be bid. It will be bid as soon as this committee authorizes the money and, therefore, it will be at the beginning of the year, whereas a project that may be bid later in the year,

the middle or toward the end of the year, will have to go at a higher price.

This is the basis for any offering of a saving over the estimate previously submitted in this budget.

Mr. MYERS. You are pretty well ready to go on this one then. You have the site picked out and purchased?

Mr. STAROBIN. The site is acquired and the design is complete.

Mr. MYERS. You have all the buildings removed?

Mr. STAROBIN. It is a vacant area.

Mr. MYERS. I have no further questions. Thank you, Mr. Chairman.

Mr. NATCHER. Mr. Coughlin?

ESTIMATED AND ACTUAL COST OF SITE

Mr. COUGHLIN. Your original estimate for the purchase of a site was $510,000, is that correct?

Mr. STAROBIN. That is right, sir.

Mr. COUGHLIN. You were actually able to purchase it for $217,000?

Mr. STAROBIN. That is right.

Mr. COUGHLIN. You overestimated by $292,000?

Mr. STAROBIN. I am not sure that that is a complete cost, and I have stated I will submit the complete cost to the committee. I can't speak with absolute precision as to the exact cost of the site acquisition at this time, sir.

[NOTE.—The information referred to appears on p. 319.]

Mr. COUGHLIN. Thank you, Mr. Chairman.

Mr. NATCHER. Are there other questions, gentlemen, on this project?

[No response.]

TAKOMA ELEMENTARY SCHOOL REPLACEMENT (SEE PP. 253–255)

Mr. NATCHER. Let's take up next the Takoma Elementary School replacement, where you are requesting $220,000 additional for construction services and $5,011,000 additional for construction, making a total of $5,231,000.

STATUS OF PROJECT

What is the status of this project?

Mr. WOODSON. Mr. Chairman, the architect is presently working. He is scheduled to complete his design in October, and we expect to start construction in January 1974.

CONTRACT CANCELED AFTER PROJECT STARTED

Mr. NATCHER. Mr. Woodson, this is a project, as you well know, where the contract was canceled after the project was started. We have one or two new members on the committee. For the new members to have a better understanding of this project, give us a brief outline of the history. What have we been doing on this one?

Mr. WOODSON. Sir, originally and still today, we needed this building to eliminate severe overcrowding, but in addition to that, it was a building which was built in 1899 and therefore quite old and without any of the modern educational facilities, and further than that, the type of construction was such that we could not alter and modernize, so we had to replace it.

At the time we originally started on this project, we had a partitioned flexibility system of construction for children. In other words, we used folding partitions to permit team teaching and the grouping of various sizes of groups of children. Before we could actually start construction, but after we had completed the design, the educational requirement changed into the open space design, and this community which was a very live community, quite well aware of what is going on in the world, insisted that we give up the partitioned flexibility type of building and build an open-space type of instructional area.

The Board of Education finally approved the community's request. After the foundations were in, but before the walls had started up, the Board of Education and the Mayor approved the stopping of this project, so we had to come back to the Congress for a completely new structure and a new authorization, and that is what has happened.

We had the appropriations last year to hire the architect and begin the design. He is now working, and he will be completed in October, and if we have this appropriation for construction, we will start construction in January.

NUMBER OF STORIES

Mr. NATCHER. How many stories would we have in this building?
Mr. WOODSON. This is going to be a three-story building.

SQUARE FOOT COST

Mr. NATCHER. What is the square footage and the cost for this one?
Mr. STAROBIN. 124,650 square feet at $44 per square foot.
Mr. NATCHER. These funds could be used in fiscal year 1974?
Mr. WOODSON. Yes.
Mr. NATCHER. Are there questions?

PARTITIONING OF OPEN-SPACE AREA FOR INDIVIDUAL CLASSROOMS

Mr. MYERS. This open space you just referred to, Mr. Woodson, I remember as a little boy we had all open-space schools, and we got away from that to individual classrooms. Now we are coming back to it.

When we move back from the open-space concept into individual classrooms, will the floors be strong enough to support partitions? We are going back to the individual classrooms. I am quite sure of that.

Mr. WOODSON. I would hope not. Physically, it is possible; yes, sir, Mr. Myers.

Mr. MYERS. Without too much expense?

Mr. WOODSON. Yes, sir.

Mr. NATCHER. Do you have a statement on that, Mr. Cassell?

Mr. CASSELL. If we ever go back to the philosophy of individual classrooms, you can have that without building additional support. You can build partitions up as high as you like. They won't be structural partitions.

Mr. MYERS. The sound barrier will be there without too much weight?

Mr. CASSELL. Yes.

Mr. MYERS. Styrofoam or something like that?

Mr. CASSELL. It doesn't have to be heavy. In fact, you might even hang it from the ceiling.

Mr. MYERS. It would still be a weight on the floor above.

Mr. CASSELL. What I am saying, it is possible to provide a sound barrier of insignificant weight to divide up an open space. Once it is cut up into classrooms, there is no way of opening that up.

AMOUNT LOST DUE TO CONTRACT CANCELLATION

Mr. VEYSEY. As I understand what you said, you had a plan for a new school; you did have it designed, partly built, and then there was a change in policy. I suppose that involved cancellation of the contract?

Mr. WOODSON. Yes.

Mr. VEYSEY. Now, there is a redesign and negotiation of a new contract to go on from there.

How much will that add to the total cost of the project?

Mr. WOODSON. We had submitted to the committee a statement on the cost of the design and actually what was lost in the construction. I don't want to try to guess it but we could furnish this. It seems to me that the total loss was something like $300,000, $350,000. Do you have any figures on that, Colonel Starobin?

Mr. STAROBIN. We had a prior appropriation—I think we can reconstruct it this way: A prior appropriation of $477,000, an unobligated balance of $265,000, so approximately $200,000 was expended in the previous design effort and ancillary efforts.

In the construction area, $1,385,000 was appropriated and $1,134,000 remains unobligated, so that we have an expenditure there of $750,000. The two categories add up to almost $1 million, sir.

Mr. VEYSEY. About $1 million down the drain, you might say?

Mr. STAROBIN. I am sorry. My mathematics are incorrect.

In construction, $1,385,000, and $1,134,000 remains unobligated so that there are $250,000 expended in this area. The 250 plus the 200 adds up to approximately $450,000 that was spent.

Mr. VEYSEY. In other words, you lose the initial design effort plus about $250,000 on construction.

Mr. WOODSON. That is right.

TOTAL COST OF TAKOMA SCHOOL PROJECT

Mr. VEYSEY. Does that mean the total project, when you finish it up, then will come out about $500,000 over the planned project originally?

Mr. STAROBIN. It will come to approximately that, as a result of that money that has been expended. There is a more precise calculation we will submit to the committee which adds up to $333,000. This is the amount of money that was wasted because of a suspended effort. This will then be the excess over what the project should cost.

Mr. VEYSEY. And that includes design?

Mr. STAROBIN. It does include design and it does include construction that was suspended.

Mr. VEYSEY. That sounds kind of low to me, considering the circumstances. I think it would be a miracle if you got out only dropping that much. I would suspect it would probably be somewhat more before you get through.

Mr. STAROBIN. Our previous effort has already been closed out. All claims on the part of the contractor have been adjudicated and we have paid him off and therefore we are quite certain——

Mr. VEYSEY. But you don't know how much it will cost you to finish it up?

Mr. STAROBIN. That is correct. We haven't completed a design or awarded a contract.

Mr. VEYSEY. I suspect when you get all through it will cost you a good bit more than that to make the change. It was a pretty expensive thing to do in midflight, to turn that kind of building around and I guess you are going to find that out.

Thank you, Mr. Chairman.

Mr. NATCHER. Mr. Coughlin.

SQUARE FOOT COSTS FOR OPEN CLASSROOMS

Mr. COUGHLIN. What is the cost per square foot on the open classroom building?

Mr. STAROBIN. We are estimating the same square footage cost of $44 per square foot, sir.

Mr. COUGHLIN. $44 per square foot—is this a cost that you generally use for the construction of school buildings or is it a cost arrived at by determining the design and then estimating a cost on the particular school?

Mr. STAROBIN. It is not based on a complete design or a particular school because it is presented at a point when we do not have a completed design. It is based on a general figure of a grouping of schools of this general nature and it is our projection of what it will cost when the design is complete. You see, this school is still in the design process and the particular type of design that the architect will develop will result in a more or less expensive facility.

Based on the rate of escalation of construction and our experience with bids received on schools of this type, we think that this is a good figure.

STANDARD AMOUNT USED FOR SQUARE FOOT COSTS

Mr. COUGHLIN. I don't believe my question has been answered exactly.

Do you have a figure of $44 per square foot that you use for estimating purposes and that applies to any school construction?

Mr. STAROBIN. Any school of this type and in this budget year, yes, sir.

Mr. COUGHLIN. Thank you, Mr. Chairman.

GAGE-ECKINGTON ELEMENTARY SCHOOL REPLACEMENT (SEE PP. 256–257)

Mr. NATCHER. We will take up next the Gage-Eckington Elementary School replacement where you are requesting $283,000 additional for construction services and $4,730,000 for construction, making a total of $5,013,000.

Has the site been acquired?

SITE

Mr. WOODSON. It has been partially acquired, sir. Sufficient land has been acquired to start the construction and because of the relocation problems the playground portion is in the process of acquisition at this time and will be available prior to the time that the contractor will need it.

Mr. NATCHER. Could the funds that you are requesting be utilized in the fiscal year 1974?

Mr. WOODSON. Yes, sir. This design is completed and the project can start as soon as we have the funds.

SQUARE FOOT COSTS

Mr. NATCHER. How many square feet do we have here?

Mr. STAROBIN. We have a building of 87,400 square feet, sir.

Mr. NATCHER. At a cost of how much per square foot?

Mr. STAROBIN. $44 per square foot.

Mr. NATCHER. What size is your addition now? How many stories would you have?

Mr. WOODSON. We will have two stories in this one. Its foundations and columns will support another floor in case it is needed in the future.

Mr. NATCHER. Mr. McEwen?

Mr. MCEWEN. No questions.

Mr. NATCHER. Mr. Burlison?

Mr. BURLISON. No questions.

Mr. NATCHER. Mr. Myers?

Mr. MYERS. No questions.

Mr. NATCHER. Mr. Veysey?

Mr. VEYSEY. No questions.

Mr. NATCHER. Mr. Coughlin?

Mr. COUGHLIN. No questions.

BURRVILLE ELEMENTARY SCHOOL REPLACEMENT (SEE PP. 258–260)

Mr. NATCHER. We will take up next the Burrville Elementary School replacement where you are requesting $287,000 additional for construction services and $7,035,000 for construction, making a total of $7,322,000.

SITE

Has the site been acquired here?

Mr. WOODSON. Yes, sir; the site has been acquired.

INCREASE IN COST OF PROJECT

Mr. NATCHER. Why the increase of $1,210,800 in this project?

Mr. STAROBIN. The last time we prepared an estimate was 2 years ago, in 1972. At that time the construction cost was $36 per square foot. We are now projecting $44 per square foot.

Mr. NATCHER. Increase in construction cost or increase in size of project?

Mr. STAROBIN. No, sir; the size of project has actually decreased somewhat. At that time we were projecting 160,000 square feet. We are now projecting 136,300.

The architect is at work and he is designing to that figure of 136,300 square feet.

However, with the 20-percent increase in projected cost per square foot, we find an increase in construction of the structure itself from $5,760,000 to $5,997,000.

Mr. NATCHER. Here you have an overall cost of $8,316,800. How many stories will we have in this building?

Mr. WOODSON. This one is going to be a three-story building. However——

FACILITIES INCLUDED IN BUILDING

Mr. NATCHER. What facilities will this building have? In addition to classrooms, recreation, rooms for your staff, the office space, what else would you have in this building, Mr. Woodson?

Mr. WOODSON. We will be having a small gymnasium, which I think you refer to as recreation. It will have an assembly hall. It is going to have reading. It will have the multiservice space designed for the community to use without the services of the custodians and the cost of the custodians.

It will have the hot lunch, the hot food facility, the administrative suite. It is going to have an adult classroom also for the adults in the community and it is going to have the usual book storage room, the playground lighting, and that sort of thing.

It will have also the prekindergarten program.

SPACE FOR HOT LUNCH FACILITIES

Mr. NATCHER. In this school you would also have, as you have explained, facilities for your school lunch program?

Mr. WOODSON. Yes, sir; the hot lunch.

Mr. NATCHER. How much space do you give to the school lunch program now, Mr. Woodson? Not a little room? How large is your space?

Mr. WOODSON. We will usually be able to seat a minimum of 300, but in some of our buildings we will be able to seat at least 400 youngsters for lunch.

Mr. NATCHER. Are there any questions?

[No response.]

WEST ELEMENTARY SCHOOL REPLACEMENT (SEE PP. 261–263)

Mr. NATCHER. We will take up now the West Elementary School replacement where you are requesting $108,000 additional for construction services and $5 million for construction, making a total of $5,108,000. What is the status of this project?

Mr. WOODSON. This project is now in design and the schedule indicates the architect should have his design completed in December of this year. We would start construction then in March 1974.

Mr. NATCHER. Have you acquired your site?

Mr. WOODSON. Yes, sir, this site has been acquired.

ORIGINAL PLANS TERMINATED

Mr. NATCHER. This is another case, isn't it, Mr. Woodson, of where the original project was terminated?

Mr. WOODSON. In this case, we really didn't get started on it. What happened was, we had planned to add to this building and make some alterations in the existing structure. We discovered, however, that because of the codes we could not change into the new open space, and for this reason we had to replace the entire structure.

COMPARISON OF SCHOOL POPULATION AND COSTS

Mr. NATCHER. Now, Mr. Woodson, the previous project, the Burrville Elementary School replacement, had a capacity of 1,184. That is a replacement. You know the cost of that one.

Now here we have a school population of 750. Here we have a replacement. Why $6,379,500 for a replacement with a capacity of only 750, and the other was 1,184? How do you account for that, Mr Woodson? Isn't this pretty high for a replacement? In fact, it is exceedingly high, isn't it?

Mr. WOODSON. Which one, the Burrville?

Mr. NATCHER. The one we are talking about right now, the West Elementary. Isn't that exceedingly high now from the standpoint of your school population?

Mr. WOODSON. The actual construction appropriation request is for $5 million.

Mr. NATCHER. Your overall cost, including your equipment, your site, all matters, you have a total of $6,379,500.

Mr. WOODSON. Yes, sir; we do.

Mr. NATCHER. Isn't this pretty high now, Mr. Woodson, just among friends, for 750 students? Isn't that pretty high?

Mr. WOODSON. We have spent, as you see, about $600,000 for the site. This is in the heart of the city and the site cost has been high. You will recall too, when we originally got this site appropriation, we reduced this site in order to conserve funds. Our site costs are high in this case.

Mr. NATCHER. Your site costs are up some, but you only have a school population of 750, is that not correct?

Mr. WOODSON. That is correct.

Mr. NATCHER. Is that not pretty high now, Mr. Woodson, for 750 students?

SPACE PROVIDED FOR DAY CARE PROGRAM

Mr. WOODSON. I will say this building has only one unusual facility and that would be a space for day care, which is not in the Burrville School.

Mr. NATCHER. Why do you have the square footage and cost that you have here when you are only going to have 750 students? Why wouldn't $4 million be more correct as far as this project is concerned? I am just picking that figure. Why wouldn't $4 million be more correct? You need buildings, no question about that. You need the classrooms, but why this amount for 750 students?

SQUARE FEET PER STUDENT

Mr. STAROBIN. We come back to some of the indicators of costs of buildings alluded to earlier, the number of square feet per student, sir.

In the Burrville we have approximately 1,200 students and 136,000 square feet, or about 115 square feet per student. Here we have 97,900 square feet, 750 students, so we are approaching approximately 130 square feet per student. The school was originally intended for a larger population which was then cut back, but in the cutting back certain

spaces were left like day care, that led to this figure of approximately 130 square feet per student, sir.

We are using the same figure per square foot, $44. The other factors, site development and so on, are consistent with the other projects, and that brings us to the figure for the construction itself of $5 million, sir.

COMMUNITY INPUT

Mr. NATCHER. Is this a project where the people in the community forced this cost up? This is one where you backed up some, isn't it?

Mr. WOODSON. Yes, sir, we have reduced the number of pupils in this building. The only facility that is in here at the request of the community is the day care space. That is different from the standard school space.

REGULAR FACILITIES

I guess what we are failing to see too, is that every building is going to need the lunchroom and the hot food service. It will also need an assembly hall and these, together with the library areas, are spaces that are the same regardless of the number of pupils we put into the building. That is constant.

Mr. NATCHER. Mr. Woodson, you keep in mind the total population and what you have to have as far as your buildings are concerned. Certainly that is an important matter.

Mr. WOODSON. Yes, sir, we do.

HIGH COST OF PROJECT

Mr. NATCHER. Now, when you come in here with 750 students, Mr. Woodson, and a project costing $6,379,500, this is a pretty high project. You can figure it most any way you want to. It gets us back to one of the police station houses now, Colonel, that you and I discuss from time to time, where if all the policemen were present and sitting there looking at you, you would have about 475 or 500 people at a cost of $4,800,000, and it is pretty high, with all the needs that we have.

On this one, you can use this money, if approved, during the fiscal year 1974?

Mr. WOODSON. Yes, sir; we would start construction in March.

Mr. NATCHER. This is the one now that disturbs us a little bit, Mr. Woodson. As far as the size, the amount, and the school population, this one causes us a little trouble. I just wanted to point it out to you.

Are there any questions?

Mr. MCEWEN. Mr. Woodson, this school doesn't have a multi-purpose room, does it?

Mr. WOODSON. No, sir. This is a standard list, but because it is an open-space school, the art and the science facilities are in the learning areas, as opposed to this multi-purpose room.

SPACE FOR COMMUNITY MEETINGS

Mr. MCEWEN. There would be a place for community meetings?

Mr. WOODSON. Yes, sir. We will have an assembly-cafeteria. It is a combination room that serves as an assembly hall and lunchroom.

Mr. MCEWEN. Do you have any rule of thumb as to cost per student?

Mr. WOODSON. As far as construction is concerned?

Mr. MCEWEN. Yes.

Mr. WOODSON. This is a figure which we can get, but we haven't used it and therefore we don't have these statistics, but we have just arranged to provide it. Or rather, I think we had a number of square feet per child. I think that was the figure we were going to furnish.

CONSTRUCTION COSTS PER PUPIL

Mr. MCEWEN. We were talking about cost per square foot of construction. I think it might be interesting too to see what the cost per child is in each of these projects. If my division is correct here, the cost is $8,450, approximately.

Mr. Chairman, I think that would be good to have for the record on all these schools.

Mr. NATCHER. Without objection it will be included.

[The information follows:]

COST PER PUPIL

PUBLIC SCHOOLS - - - - FY '74 BUDGET

Schools		Pupil Capacity	Constr. Cost	Construction Cost/Pupil	Total Project Cost	Total Project Cost/Pupil
[illegible] 126	Benning Elementary School Replacement	708	$ 4,051,000	$ 5,722	$ 4,960,000	$ 7,006
[illegible] 316	M.M. Washington Voc. School Addition	472	3,080,000	6,525	3,632,600	7,696
[illegible] 297	New Elementary Wheeler Road & Savannah St.	1,256	5,725,000	4,558	7,119,700	5,669
[illegible] 135R	Takoma Elem. Sch.	1,144	6,150,000	5,376	7,467,400	6,527
[illegible] 168	Gage Eckington Elem.	856	4,730,000	5,526	7,054,300	8,241
[illegible] 113A	Burrville Elem. Sch. Replacement	1,184	7,035,000	5,942	8,316,800	7,024
[illegible] 119	West Elementary Sch. Replacement	750	5,000,000	6,667	6,379,500	8,506
[illegible] 253	Bancroft Elem. Sch. Addition	204	1,171,000	5,740	1,577,400	7,732
[illegible] 221	Perry-Simmons Elementary School	830	5,945,000 (FY'75)	7,163 (FY'75)	6,883,500	8,293 (FY'75)
[illegible] 203	Lenox Elementary School Addition	630	4,567,000	7,249	5,569,100	8,840
[illegible] 14	Anacostia S.H.S. Add'n	666	4,855,000 (FY'72/73)	7,290	5,900,500	8,860
[illegible] 16	Montgomery Elem. Sch. Add'n	496	1,905,000 (FY'72)	3,841	2,955,700	5,959

...ls		Pupil Capacity	Constr. Cost	Construction Cost/Pupil	Total Project Cost	Total Project Cost/Pupil
[illegible]	Mt. Lincoln Elem. Sch.	700	$ 6,625,000(FY69/72)	$9,464	$ 7,668,500	$ 10,955
[illegible]-122	Morgan Elem. Sch.	1353	7,040,000(FY'71)	5,203		
[illegible]-315	Merritt Elem. Sch.	728	4,166,000 (FY'72)	5,723	5,033,500	6,914
[illegible]-208	Young Elem. Sch. Add'n and Modern.	909	4,105,000 (FY '75)	4,106 (FY '75)	4,747,600	5,223 (FY '75)
[illegible]-371	W. Wilson High Sch. Enclosed Swimming Pool	1421	3,550,000 (FY'75)	2,498 (FY'75)	3,925,000	2,762 (FY'75)
[illegible]-262	Lafayette Elem. Sch. Add'n and Modern.	790	4,205,000 (FY'75)	4,838 (FY'75)	4,735,500	5,994 (FY'75)

SITE LIMITED BECAUSE OF HIGH COST

Mr. VEYSEY. Because this is a downtown area, and you have indicated the high cost of acquiring the site, would that cause you to restrict the amount of ground upon which this is located?

Mr. WOODSON. It did, sir. Our original request for site was larger. We would have had close to 5 acres and now we are down to about a 4-acre site. So we did sacrifice some ground space in the interests of cost.

STANDARD SITE SIZE

Mr. VEYSEY. What is the standard to which you work in a school of that size?

Mr. WOODSON. We would like very much to have 5 acres, even though we are in the city. We consider this to be a standard minimum site. We very rarely get it. One of the big reasons is that it is hard to find 5 acres without closing streets. Secondly, the displacement of people is a very serious problem in the city.

I would like to point out that the American Institute of Architects' standards, and the standards for the National Education Association, start with 5 acres and for every 100 pupils they add an acre, so that in the inner cities we can't begin to compare with the standards that are used and are available in the suburbs.

Mr. VEYSEY. That would put you at 12 acres or so for this school?

Mr. WOODSON. It would. This is an impossibility. If we managed to get 5 acres, we would consider ourselves extremely fortunate.

Mr. VEYSEY. You would be pretty tight on any playground space.

Mr. WOODSON. We are tight. We try to get 1 acre in turf and it is very hard to maintain that. In some places where the use is intense, it is almost impossible to maintain a turf surface for 1 acre.

POSSIBLE EXPANSION INCLUDED IN PLANS

Mr. VEYSEY. The opportunity for expanding the number of children at this school is virtually out?

Mr. WOODSON. As far as ground space is concerned, we should not attempt to, but it is being designed as an extensible building.

Mr. VEYSEY. Which would take it to how many pupils?

Mr. WOODSON. We would possibly have another 250 pupils in the building if we ever need it. Because sites are so hard to find and because the future is uncertain, we are putting this extra money into foundations in order to safeguard and have space for future pupils.

Mr. VEYSEY. Thank you, Mr. Chairman.

Mr. NATCHER. Mr. Coughlin.

DAY CARE CENTER REQUESTED BY COMMUNITY

Mr. COUGHLIN. As I understand it, the reason for the increase in the number of square feet per student is because of the number of prekindergarten in this school?

Mr. WOODSON. No, this has a day care center put in at the request of the community. That is different from the prekindergarten because this space is probably going to be operated by the Department of

Human Resources and it is going to be open at 7 o'clock instead of 9 o'clock and will close probably at 7 o'clock in the evening.

It will have pupils in it all day because some youngsters are going to be coming for the morning sessions and then will need care in the afternoon and vice versa.

Mr. COUGHLIN. You will have that in addition to the prekindergarten suite?

Mr. WOODSON. Yes, sir.

Mr. COUGHLIN. And you will have that in addition to the kindergarten program?

Mr. WOODSON. Yes.

Mr. COUGHLIN. In the scope of work outline in the book, where is the day care center listed?

Mr. WOODSON. It is on page 21, the very last item.

Mr. COUGHLIN. Thank you, Mr. Chairman.

BANCROFT ELEMENTARY SCHOOL MODERNIZATION ADDITION

(SEE PP. 264–266)

Mr. NATCHER. We will take up the Bancroft Elementary School modernization and addition, where you are requesting $27,000 additional for construction services, and $1,171,000 for construction, making a total of $1,198,000.

STATUS OF PROJECT

What is the status of this project?

Mr. WOODSON. The design has been completed. The site has been acquired but the relocations haven't been completed. Relocation is scheduled to be completed in July. Therefore, we expect to be able to start this project early in the fiscal year if funds are appropriated.

Mr. NATCHER. You have an unobligated balance here of $43,300.

Mr. STAROBIN. In site, yes, sir.

Mr. NATCHER. You say the funds could be utilized, if approved, during the fiscal year 1974?

Mr. WOODSON. Yes, sir.

SQUARE FOOT COST

Mr. NATCHER. What are we speaking of now from the standpoint of square feet here?

Mr. STAROBIN. For the addition we are speaking of 17,110 square feet.

Mr. NATCHER. At what cost?

Mr. STAROBIN. $44 per square foot. In addition to that, we have the renovation work in the existing building.

Mr. NATCHER. Are there questions?

LEARNING CENTER CONCEPT

Mr. COUGHLIN. The proposed modernization is to adapt the learning center concept?

Mr. WOODSON. We have the same classrooms in the building today. Each teacher has his own room and we have corridor space, of course.

However, in an effort to increase our capabilities of reaching the individual child at this particular level of requirement, we will open up some of the space in this building, get the open learning center type of space. It has the kind of frame in it that makes this possible.

Perry-Simmons Elementary School Replacement
(See Pp. 267–269)

Mr. Natcher. We now take up the Perry-Simmons Elementary School replacement where you are requesting $104,000 for site and $380,000 for construction services, making a total of $484,000.

NEW PROJECT

Is this one a new project?

Mr. Woodson. Yes, sir, this is a new project and it is necessary in order to provide the school facilities in the urban renewal area Northwest I. We have only one elementary school in that area today. One good school in the area today.

The Perry and the Simmons both predate 1900. They are extremely old buildings that are unsatisfactory for the current educational programs. In addition to that, they are wall bearing with wood floors so they cannot be altered in any way.

STUDENT POPULATION

We propose to build this new replacement school within the urban renewal area at a capacity of 830 pupils.

Mr. Natcher. Right at that point, Mr. Woodson, 830 pupils, total cost of $6,883,500. Is that high or low, Mr. Woodson, for the number involved? Is that pretty high?

Mr. Woodson. If we bear in mind that there are certain facilities that we must have in the building regardless of the total number of pupils, and that cost will vary—in other words, the number of pupils is small and we still must have the lunchroom, the combination lunchroom-assembly room, which is a big space.

If we have 600 pupils in the building, that space prorated, is going to cost one thing. If we put a thousand pupils in that building, then the prorated cost will come down for that particular space. So I can't say really that because we have these required spaces that a lower population necessarily will bring down the total cost.

SQUARE FOOT COST

Mr. Natcher. What is the square footage?

Mr. Starobin. 104,900 square feet, sir.

Mr. Natcher. At what cost?

Mr. Starobin. We are using the $44 figure, but escalated out to 1975. Assuming that the rate of escalation will continue when we come in with next year's budget, we will update this based on the actual experience of that year, sir.

SIZE OF SITE

Mr. Natcher. What is the square footage of your site? Do you have that?

Mr. Woodson. We have 3.38 acres, I think. This is a very confined site and we expect to be building a four-story building. However, because we have reduced the number of pupils in it, we may have only a three-story building, but every effort will be made to conserve the ground space.

95-872 O - 73 - pt. 2 -- 22

ASSESSED VALUE OF SITE

Mr. NATCHER. What is your assessed value of this property? Do you have the assessed value for us?

Mr. STAROBIN. $316,089, sir. However, we are acquiring it from the Redevelopment Land Agency at their write-down cost.

Mr. NATCHER. You are acquiring this property at a right good price then. It is a bargain, is it not, Colonel?

Mr. STAROBIN. It is, sir, as a result of acquiring it through the urban renewal process.

Mr. NATCHER. I am in favor of the city getting them cheap. That is the best way, Mr. Woodson. If the city could get it free, it would be still better.

The funds could be utilized during the fiscal year 1974?

Mr. WOODSON. Yes, sir. This is a new project and we would be able to start an architect shortly after the appropriation is made.

Mr. NATCHER. Are there any questions?

COMPARATIVE PER PUPIL COST OF SCHOOL CONSTRUCTION

Mr. MCEWEN. Mr. Chairman, if I might, I would like to go back for a moment to the one prior to this, the Bancroft Elementary, which is not a replacement, not new construction, but expansion and modernization.

Mr. Woodson, or Colonel Starobin, in that case the total cost is a little over $1.5 million for 204 children, which is on the order of about $7,000 per pupil compared to something like $8,000 or a little over for Perry-Simmons, and other new construction.

This is $7,000 per pupil and I am looking at the scope of the work and it doesn't include any health suite, assembly, cafeteria, teachers' room, gymnasium or any of these many, many items that are checked on your other new elementary schools. It is very limited in what it provides in facilities.

I am wondering, is this, Mr. Woodson, a high cost? Would you be better off building a new school?

Mr. WOODSON. No, sir. I think it is shown in the justification as we said a moment ago; we intend to go into the existing building and open some of the space. Literally this means we will be taking out walls in between classrooms and taking out corridor walls. In order to do this, there will have to be a certain amount of demolition, a certain amount of reconstruction and mechanical and ventilating systems will have to have some changes, as well as the lighting systems in these areas.

USE OF EXISTING BANCROFT SCHOOL FACILITIES

Mr. MCEWEN. When you are through will the school have some of these other facilities because they are already there? For instance, the gymnasium?

Mr. WOODSON. In this school we are fortunate. We have a separate assembly hall and a separate lunchroom. That assembly hall in this instance is going to have to be used for the physical education program.

Mr. MCEWEN. What you indicate here in the justification sheets on scope of work—for instance, on Bancroft Elementary, on page 24, you

show the scope of work that is called for in this proposal, is that correct?

Mr. WOODSON. Yes, sir.

Mr. MCEWEN. In other words, if there was an existing gynasium that was going to be utilized, but nothing done, it wouldn't be checked in the scope of work?

Mr. WOODSON. That is true.

Mr. MCEWEN. This school is going to have some of these facilities even though it isn't in the present scope of work?

Mr. WOODSON. Yes, sir; that is true.

Where we modernize a building, we take what we have and utilize all that we can. The effort really is to—as far as the physical conformity of the building and its structure will permit—to try to get the equal of a new school in a modernization program, that is the purpose of modernization.

AGE OF BANCROFT SCHOOL

Mr. MCEWEN. When was this school built?

Mr. WOODSON. The Bancroft was built about 1920, I think. I haven't that date.

Mr. MCEWEN. Then the existing assembly—cafeteria is going to stay just the way it is?

Mr. WOODSON. Yes, sir.

Mr. MCEWEN. And the existing gymnasium?

Mr. WOODSON. It does not have a gym but this school was built in an era when we did have a lunchroom and an assembly hall. Today we combine those facilities and so the new schools will have a combination assembly hall-lunchroom—that is one big space—and a small gymnasium, elementary-size gym, as a second large space. This will have a lunchroom and assembly hall but the assembly hall will be the part that serves the physical education program.

Mr. NATCHER. Are there any further questions?

SMALL SITE FOR PERRY-SIMMONS SCHOOL

Mr. VEYSEY. I am concerned about this site which is, I guess, an old school site, but it is extremely tight in space.

Mr. WOODSON. Perry-Simmons will be very tight; yes, sir.

Mr. VEYSEY. This is part of the model cities. You are getting the ground at a very reasonable price. Is there no possibility of expanding that?

Mr. WOODSON. No, sir. We had a very long, hard fight on this. We had this in the program last year and we wanted to have an appropriation last year, but, because of some problems with the determination of this site, and its relationship with New Jersey Avenue, we weren't able to settle it in time and, as a consequence, we didn't get the appropriation, but to make a long story short, the land in Northwest I, the urban renewal area Northwest I has been completely utilized and we had a struggle in order to fit this site in and still meet all of the other requirements that the Federal interests had: the requirement for low-cost housing that could be purchased, some of it, and still to get a school site we are up against, on the east side of a Catholic school that had land assigned to it and we couldn't spread into that. We had hoped to close New Jersey Avenue, but this proved to be impossible.

COMPACT SCHOOL IN HIGH DENSITY AREA

Mr. VEYSEY. I am concerned about going ahead with such a very compact school situation in a redevelopment area and a model cities program which will have a high density of young people.

Mr. WOODSON. It is very tight, but we will make some compensation with a rooftop playground in this building and we are going to try to arrange it so that it will accommodate schoolchildren.

We believe that for the neighborhood there will be adequate play space. We will have a ballfield, for example, and play areas with play apparatus.

Mr. VEYSEY. As a part of the school grounds?

Mr. WOODSON. Part of the school grounds; yes, sir.

We have given this building very intensive preliminary study and, in fact, a model was built and we will be able to get a ballfield in turf; we will have basketball courts on hard surface; we will have some hard surface play areas and some play apparatus as well.

In order to do this, we will have to put parking under the building.

Mr. VEYSEY. There are no spaces lost to parking?

Mr. WOODSON. No, sir.

COMMENTS OF BOARD MEMBER ON COST ESTIMATING PROCESS

Mr. CASSELL. I have to leave to instruct a class. I would like to make a brief comment.

Considerable time seems to be spent in these meetings on the estimates, the accuracy thereof, and what changes may occur later on. It is the feeling of the school system perhaps the process would be improved, as it is now.

When we come to you for the first time with a request for the appropriation we have an estimate and that estimate is based on no architectural plans; it is based on a budget sketch and some kind of general estimate as to what it is going to be.

There is a feeling in the school system that a better procedure might be that we justify to the Congress the need for a school and that we obtain sufficient money to allow an architect to make preliminary sketches from which a takeoff can be made, and an estimating of the cost made by the architect and approved by the city government, so that what you have then is a real estimate with which you can also project increase in cost over the years, depending on what delays are incurred.

We, in the school system, are very unhappy that under our present form of government we have to go through the District of Columbia government and allow them to manage the administration, to make the estimates. We think that should be held in the school system itself, and we should have the necessary staff and facilities within the school system to make the presentation rather than having a kind of dual presentation.

While we don't have that now, if we could have a procedure whereby we come to you and justify the need for a school, and we can go through as much justification as we need and then get a minimum appropriation which allows an architect to make an original sketch and we could then present to you an estimate based on a real project.

Then, subsequent to that, you can make an appropriation which will eliminate much of the discussion that we have here.

I don't know whether it is in order to make that suggestion now, but we would like to be able to make such a proposal for your consideration at the earliest possible time.

Mr. NATCHER. Thank you.

Go right ahead, Mr. Veysey.

PROJECTIONS ON PERRY-SIMMONS ENROLLMENT

Mr. VEYSEY. Do you have any projections for the growth of this school, with the changing neighborhood, in the new housing development?

Mr. WOODSON. Actually, what we have done here is to look at the urban renewal program and program our buildings for the completed, the ultimately completed renewed area, so that we have totaled up all of the dwelling units by size, the number of bedrooms in each unit, and put in a pupil population in in the accordance with the number of bedrooms.

We have changed the size of this replacement. It will actually be smaller in terms of capacity than the two buildings it will replace. We have done this because of the very significant changes that have occurred in family styles and family sizes. The fertility rate has been dropping and that drops the birth rate and the actual number of births, so that we have given this some consideration and have adjusted these figures accordingly.

Mr. VEYSEY. But you never would expect to have to go over the 830 capacity?

Mr. WOODSON. Well, yes, but we would build this building extensible also for the simple reason we don't know what can occur in the future.

MAXIMUM ENROLLMENT PROJECTIONS FOR PERRY-SIMMONS

Mr. VEYSEY. You might go to what total size then?

Mr. WOODSON. It might go back to 1,000 pupils where we had it last year. I might say that our own expectations—my statistician has been looking very carefuly at what has been happening and he believes that about 1980 we will begin to see an increase in total births and an increase in birth rate. A slight increase, but nevertheless, an uptrend.

SITE STANDARDS FOR SCHOOLS

Mr. VEYSEY. Am I right in concluding that the District schools don't have any real standard in terms of amount of space required? We have seen a couple here that I think are very compressed.

Mr. WOODSON. Site sizes?

Mr. VEYSEY. Yes.

Mr. WOODSON. The School Board has a standard of 5 acres for elementary schools.

Mr. VEYSEY. This is 3 acres.

Mr. WOODSON. This one is going to be about $3\frac{4}{10}$, or $3\frac{2}{5}$ acres. We use 10 acres for junior highs and 15 acres for senior highs, but, as I mentioned in connection with the Dunbar a few minutes ago, they are

having to build there on a site that is about 9 acres and, as a consequence, that building went into the air.

CONCERN OVER COMPACT SCHOOL IN REDEVELOPMENT AREA

Mr. VEYSEY. Mr. Chairman, I just feel this is going to be awfully compact and I think it is a sad mistake in a redeveloping area to get into that type of a planning problem.

Mr. WOODSON. Mr. Veysey, I have to agree with you that it is a compact site. The only thing that we could have done was to make some space available on the roof surface in order to compensate.

Mr. VEYSEY. Thank you, Mr. Chairman.

Mr. NATCHER. You might take a good look at this one now, Mr. Woodson.

The committee will adjourn until two o'clock.

LENOX-GIDDINGS ELEMENTARY SCHOOL REPLACEMENT
(SEE PP. 270–271)

Mr. NATCHER. The committee will come to order.

We take up now the Lenox-Giddings Elementary School replacement where the amount requested is $140,000 additional for construction services.

Mr. Woodson, what is the status of this project?

SITE PROBLEM RESOLVED

Mr. WOODSON. This project has been more or less tabled because of the site problem for the last several years.

We have now reached a resolution of the site problem with the community and with all of the people who had a direct concern. There was a very determined desire on the part of the community not to move any private dwellings. So we have found a way now to proceed with this project without purchasing any additional site. We would combine the Giddings site, which is across the street from the Lenox, by a bridge over Fourth Street, retain one recent wing, a 1962 wing of the Lenox School, and tear down the 1889 wing and raze the Giddings Building. When we get through we will have a completely replaced plant. Actually, we would have had to deal with the Giddings at some future time, so by going this way we solve two problems with one effort and with no relocation.

PUPIL POPULATION

Mr. NATCHER. What is your capacity now, your pupil population for this facility?

Mr. WOODSON. We are asking for 630 seats. That includes the prekindergarten. It is 244 less than the combined capacities of the present Giddings and Lenox.

Mr. NATCHER. The capacity is 630 pupils and your overall cost is $5,569,100. That is pretty high for that number of students, is it not?

Mr. WOODSON. Yes, sir. If you look at it in those terms, it is. However, as I mentioned there are certain facilities that are not classrooms but which go along with every building, and the more pupils by which you divide that space, the more efficient it becomes. When you have fewer pupils, the per pupil cost will go up.

ORIGINAL PROJECT CANCELED

Mr. NATCHER. What is the status of this project from the standpoint of your original project?

What do we have here now? In other words, did you start one project and then cancel it out?

Mr. WOODSON. We did, yes, sir.

The original project would have closed Fifth Street, which was in front of the Lenox School, and purchased the property across the street to expand that site. Also, to purchase the property in the block between 4th and 5th.

PROXIMITY OF NEAREST ELEMENTARY SCHOOL

Mr. NATCHER. Mr. Woodson, where is the nearest school to the Lenox-Giddings Elementary School replacement?

Approximately how far away is your nearest school?

Mr. WOODSON. We have a school about four blocks to the south.

Mr. NATCHER. An elementary school?

Mr. WOODSON. Yes, sir.

Mr. NATCHER. Four blocks to the south. What is your pupil population in that one?

Mr. WOODSON. I cannot tell you precisely by the figure. We use our planning areas, and today we are 244 seats shy in the planning area.

Mr. NATCHER. 244.

Mr. WOODSON. I beg your pardon. I would like to look at this. No, sir, we are not shy in the existing area today. Today in this budget year we have a membership of 2,500 in the planning area and an existing capacity of 2,700.

HIGH PER PUPIL COST FOR SCHOOL FACILITY

Mr. NATCHER. You agree with me, do you not, Mr. Woodson, that a project costing this amount—$5,569,100—is a right sizable amount when you only have 630 pupils involved; isn't that correct?

Aren't you going to have to take a new look at some of these, from the standpoint of combining your facilities? When you speak in terms of $5 million, $6 million, $7 million for a replacement and less than a thousand pupils——

Mr. WOODSON. This is true. I do not know what we would do about the fact that the buildings are extremely old. We are talking about both of these buildings, which predate 1900.

Mr. NATCHER. They are old buildings?

Mr. WOODSON. Yes, sir.

Mr. NATCHER. There is no way of putting two together without crowding too much and spending $5 or $6 million and having 1,200 or 1,300 pupils in a four-story building?

Mr. WOODSON. We could not get the site, No. 1, to do that. Secondly, we are really putting two schools together.

Mr. NATCHER. Two right small ones, though, Mr. Woodson.

Mr. WOODSON. They are fairly small. Together they have a capacity of 874 today without prekindergarten space.

Mr. NATCHER. That is where you have your decrease of 244 in the consolidation of the two.

Mr. WOODSON. Yes, sir.

UTILIZATION OF FUNDS

Mr. NATCHER. If approved, can you use these funds in fiscal year 1974?

Mr. WOODSON. Yes, sir. We have no site problems and the architect can begin.

FORT LINCOLN SECONDARY SCHOOL (SEE PP. 272–273)

Mr. NATCHER. Let us take up the Fort Lincoln secondary school where you are requesting $1,400,000 for construction services. What is the status of this project?

VOLUNTARY WITHDRAWAL DUE TO SITE PROBLEM

Mr. WOODSON. Mr. Chairman, I would like to read the statement. We do have a site problem and volunteer it.

Mr. NATCHER. Go right ahead.

Mr. WOODSON. The District of Columbia public schools wishes to defer the Fort Lincoln secondary project for fiscal year 1974 due to unforeseen site problems. Data made available to us only recently reveals that the secondary school site is unbuildable for the most part. We will request that Congress consider this project later in this calendar year as a supplemental appropriation. At that time we expect that all site problems will be solved.

REQUEST FOR CONSIDERATION OF PROJECT IN SUPPLEMENTAL

It is essential that we reconsider this project as a supplemental in order that the entire Fort Lincoln project remain on schedule and that the arrival of school age children will coincide with the completion of schools.

HIGH COST

Mr. NATCHER. Mr. Woodson, the figures here in the justification must be wrong; $26,400,000 for a secondary school.

Mr. WOODSON. I want to point out that we have here a facility for 2,400 children, Mr. Chairman. It will be a combined junior and senior high school. The $23 million construction figure includes one element which I believe that the city is disposed to eliminate. That is estimated at approximately $3 million. Our Board of Education has not yet taken action on this and for this reason I am not free to say definitely.

Mr. NATCHER. You mean as to the overall project.

Mr. WOODSON. It has taken action on all of the projects except this Cage which amounts to $3 million.

NEW FEATURES PLANNED FOR FORT LINCOLN SECONDARY SCHOOL

Mr. NATCHER. According to the justifications, you have a fine and performing arts center in this particular building.

Mr. WOODSON. Yes, sir.

Mr. NATCHER. In other words, a lot of new features in this particular building?

Mr. WOODSON. That is correct.
Mr. NATCHER. A swimming pool on top?
Mr. WOODSON. It has a swimming pool—not on top.
Mr. NATCHER. Where are you going to put it?
Mr. WOODSON. It will be on the ground level someplace.
Mr. NATCHER. Ground level, but not on the top?
Mr. WOODSON. Yes, sir.
Mr. NATCHER. For $26 million, I figured that Colonel Starobin would have no trouble putting this on the top. For $26 million you could get it up there somewhere.

Mr. Woodson, you and I are old friends, Do you endorse this project? How do you feel about this one?

Mr. WOODSON. Mr. Chairman—I would like to leave out any reference to the Cage at this point—the rest of the school to me has a different approach, an approach that I think ought to bear fruit. If you notice on page 32 we have these various types of centers—a communication center, social and behavioral center, mathematics, business and mathematics, engineering, technology, life and chemical and finally health.

"CAGE" FACILITY IN FORT LINCOLN SECONDARY SCHOOL

Mr. NATCHER. Mr. Woodson, at that point, in order that the members may understand, what do you mean by "Cage"? When you say "Cage" what are you referring to?

Mr. WOODSON. The Cage is presented as described by the consultants who did a lot of the planning for this school as an indoor facility that would house some indoor track sports, other sports that could be played on the ground. This was to have a dirt floor in it.

On the other hand, you could bring in a board track or you could play indoor tennis on a board surface. This was to be a facility which would allow the community to come in and use it after school hours and even during the school hours.

QUINMESTER SCHOOL TERMS PLANNED

In addition this school has what is called a quinmester plan. That means that during various months of the year a certain percentage of the enrollment will not be attending school. It is something like trimester plans in the universities, except that this is split into five parts and the youngster will be attending school four of the five calendar sections of the year.

So we would have a certain percentage of students who were not actually in school but could use this change. It is a facility which no other high school has. This is the part that raises the question.

Mr. NATCHER. Mr. Woodson, is Mrs. Taylor still on the Board?
Mr. WOODSON. Yes, sir.
Mr. NATCHER. This is not in her ward?
Mr. WOODSON. Yes, sir, it is.
Mr. NATCHER. You have just answered my question.

Mrs. Taylor is an active member of the Board. Mr. Rosenfield will tell you that. So she is going to be the record holder in the city when she gets this one for $26 million.

You can have a ceremony out there and have the medal struck and the plaque ready because she has been battling for her section for years. She is not fooling now, is she, Mr. Woodson?

Mr. WOODSON. No, sir; I would not say so.

Mr. NATCHER. Mr. McEwen, you try your hand with this fellow. He is a friend of mine.

PER PUPIL COST FOR FORT LINCOLN SCHOOL

Mr. MCEWEN. Mr. Chairman, I am applying my simple arithmetic again. This figure is very nice, it comes out an even $1,000 per student, and that seems rather high, I think. What have our figures run per student to construct high schools?

Mr. WOODSON. Our schools have been running just under—Dunbar will run just under $10,000 per student. Over 9, but less than 10. If we take this cage out and get it back to $20 million for construction, we are talking about $8,000 per pupil. Because it is so large and serves so many pupils, it begins to be a more reasonable figure.

"CAGE" NOT NECESSARY TO EDUCATIONAL PROGRAM

The cage is not necessary to the educational program. I think that the final decision will come down to what total value is it to the total community. If we take the cage out then we become more reasonable.

Mr. MCEWEN. What is this cage? Is it a fieldhouse?

Mr. WOODSON. It is a sort of fieldhouse, yes, sir. At this cost it is a full-developed fieldhouse. There is a proposal to do something less.

YEAR-ROUND USE OF SCHOOL

Mr. MCEWEN. Under the quinmester plan, will there be five terms running throughout the entire 12-month period?

Mr. WOODSON. Yes, sir. Where we have two semesters today, we will split the school year into five parts. It would be used during the summer.

Mr. MCEWEN. There would be classes in July and August and some would be going to school at that time.

Mr. WOODSON. Yes. Some youngsters will be on vacation during the year.

Mr. MCEWEN. Then under that plan you are really accommodating more students than you normally would in a plant of this size?

Mr. WOODSON. Yes, we are.

Mr. MCEWEN. Because of the 12-month utilization, is that correct?

Mr. WOODSON. That is correct.

CAPACITY OF SCHOOL FOR CONVENTIONAL SCHOOL TERM

It will actually house approximately 2,200, or less than 2,200 students, but if we really had to we could squeeze in 2,500.

Mr. MCEWEN. The capacity of 2,400 is based on 12 months' utilization?

Mr. WOODSON. Yes, sir.

Mr. MCEWEN. What would it accommodate if it were used for the conventional school year of September to June?

Mr. WOODSON. It would accommodate less than 2,200. I think the figure is about 2,180.

Mr. MCEWEN. Mr. Woodson, won't it be even less than that? You divide the school year into five parts, or rather the calendar year.

Mr. WOODSON. What you are thinking is that it should be something less than 2,000. We should be taking over a fifth of 2,400.

Mr. MCEWEN. I should think so.

Mr. WOODSON. Which would take us down under 2,000. I have Mr. Coxe with me today just in case I got asked a question of this nature. I would like to intorduce him. He is Mr. William Coxe, our chief architect who worked very closely with this program and, Bill, the question is: Why the building will accommodate approximately 2,180 pupils, and why can't we take off a fifth since we have split the school year into five parts.

Mr. COXE. That 2,160 is what the building will house at any given time at its peak. So to make up the 2,400, they expect to be out of the school, although in school, but in other facilities at all times. They would expect those students to be in the Smithsonian Institution, or in private industry.

VACATION CYCLE AT FORT LINCOLN HIGH SCHOOL

Mr. MCEWEN. They will have vacations, will they not?

Mr. COXE. Yes, they will have vacations.

Mr. MCEWEN. Will they have as much vacation time as they have now?

Mr. COXE. I am not certain of that. The way the cycle goes, some pupils will even be on vacation in the wintertime. Some will be on vacation in the summertime.

Mr. MCEWEN. You don't know whether the vacation time under this plan will be the same number of days as it is presently?

Mr. COXE. I am not certain of that.

STATUS OF QUINMESTER EDUCATIONAL PLAN

Mr. MCEWEN. How far along is this plan? Has it been worked out?

Mr. WOODSON. The educational plan has, Mr. McEwen. It has been fully worked out.

What Mr. McEwen is really driving at is that we have a total capacity of 2,400 students and we are splitting the school year into five parts and therefore why should we not build for four-fifths of this 2,400. That is the real question, or something like 1,950 pupils.

Mr. COXE. In the five semesters they intend to have the 2,160 as a peak in each semester.

USE OF FACILITY FOR ADULT PROGRAM

Mr. WOODSON. In addition to that there is a very heavy adult program that is counted on to utilize the buildings during the evening hours.

NORMAL PEAK LOAD OF SCHOOL

So if you take the building on a normal peak load it will have 2,160 pupils in it of different age groups.

Mr. McEwen. 2,160.

Mr. Woodson. As its peak loading.

Mr. McEwen. So really when we are talking about costs per pupil, Mr. Chairman, I guess I will have to revise my long division and use 2,160 rather than 2,400, and I still don't see how if it will accommodate 2,160, you don't accommodate more than 2,400 total students when you use it the entire 12 months.

Mr. Woodson. Its maximum load will be 2,400. The total enrollment will be 2,400, but the peak load will be less.

Mr. Coxe. Even with the change in the figures it was very difficult for them to cut out any reasonable sum of square footage, because of the same example that was given earlier—there are so many things you need regardless of the number of students, although they tried to use this to cut down on the square footage. There is very little square footage that can be taken out.

NEW EDUCATIONAL PLAN WORK ORIENTED

Mr. Bedford. Sir, I would like to inject for the record, since we are going to defer this particular project, we did not bring along the people to discuss the educational program. When we do come in for the supplemental, we will be prepared to discuss in detail the overall plan.

Mr. McEwen. That is very good.

Mr. Chairman, before we go further, I think we should have more information as to how this plan will work. This is a new plan. You have not done this previously.

Mr. Woodson. That is right, we have not. Most high schools are geared to the Carnegie units and it is a sort of abstract course the youngsters will have to take. With this type of program proposed pupils will take a course of study that will be designed around the way people work. It will be working orientation rather than the abstracts of math and science and Latin and so forth.

Mr. McEwen. I have no further questions.

Mr. Natcher. Mr. Veysey.

CONCERN OVER HIGH COST OF FORT LINCOLN SCHOOL

Mr. Veysey. Thank you, Mr. Chairman.

Mr. Woodson and Mr. Coxe, I think this concept of the quinmester plan, or whatever term you may apply to it, is a good one. I had always been led to believe that this had the advantage of providing for less cost an appropriate school facility. It does not seem that is the way it works in this particular case.

I am really stunned at the total cost of this one school. I think we really do need to take a further look at that. It is difficult to perform Mr. McEwen's arithmetic here because we do not know exactly how many students there will be at all times in the school. Surely there should be efficient use of the facility on this rotating basis, which really gets rid of the waste time of the summer vacation, as I understand it.

INNOVATIVE EDUCATIONAL APPROACH PROPOSED FOR FORT LINCOLN

I understand there are some other innovations about this school. My attention is struck by this second paragraph of the justification on page 32.

Are you in any position to discuss that or explain what that paragraph means today, or do you want to do that when you have your education people with you?

Mr. WOODSON. I would like to say one word, which I mentioned a moment ago. Really these seven centers are geared to the way life operates. In other words, this communication center would have graphics in it, it would have some work in TV. It would also have a great deal of work on radio, or anything that involves communications, such as newspaper work and magazine work. All of this will be a part of this communication center.

Instead of just teaching English or English Literature, we will be teaching these youngsters in the world of work in what really are worklike situations, rather than abstract situations, or courses that really don't relate to what goes on in life. Shakespeare, yes, it is great to know, and people need to know it, really, but you cannot work with it unless you are going to be a Shakespearean actor.

Mr. VEYSEY. Do you have some models that you are following in the development of this new education approach? What you are patterning this after?

Mr. WOODSON. This program was put together by the General Learning Corp., and has been monitored by our educational staff and has been approved by the Board. There are certain models but, as Mr. McEwen points out, we do not have our educators with us, and if you want to get into it that deeply I think they should be the ones who should discuss it.

Mr. VEYSEY. We have to get into the $23 million deeply, I guess.

SCHOOL SYSTEMS UTILIZING WORK-ORIENTED EDUCATIONAL PLAN

Mr. MCEWEN. If the gentleman will yield, has this been put in practice by any school system?

Mr. WOODSON. Yes, sir, there is a school system that I cannot recall. There is one in the Midwest. There is another one on the coast. There is one in Atlanta.

FULL PRESENTATION OF NEW EDUCATIONAL APPROACH PLANNED

Mr. BEDFORD. I would like to point out again that we are deferring this project for consideration right now and when we come down we will have a full presentation with all of the facts and figures. If you do have some additional questions you think about in the meantime, if you will forward them we can prepare a good presentation for you when we come down for the supplemental.

Mr. VEYSEY. Mr. Chairman, I would look forward with enthusiasm to that presentation. I would like to find out what innovations are here and to see if they can show us that an expenditure of this type really makes sense educationally.

Mr. NATCHER. Mr. Rosenfield, do you care to say something about this project?

INNOVATIONS IN VOCATIONAL EDUCATION FACILITIES

Mr. ROSENFIELD. Yes, I would like to use for an analogy, Congressman McEwen and Mr. Chairman, that recently a few years ago I visited Dunbar High School in Chicago, a vocational school, and also a vocational school in my home city, St. Paul, Minn., a school where the State Department sends people from all over the world to see how a vocational school should be built. Needless to say, my mouth drooled living here in Washington for 42 years to see that kind of a school existing in this country and with such a great need here. The $23 million we are referring to—and I am not going to try to justify it here—is a lot of money. But $23 million compared with the cost of the vocational school I saw is really peanuts. It is a State-city combined effort to provide the kind of learning for youngsters that is so badly needed here.

Mr. VEYSEY. Mr. Chairman, is this a vocational school exclusively?

Mr. ROSENFIELD. Yes. I am referring to it only because the amount of money involved and the services it brings and the model it is in that particular field. There is nothing like it anywhere. The cafeterias there are as good if not better than some of our finest Government buildings. It is tremendous. They use automatic machinery to sweep because it is so large and big.

Mr. VEYSEY. I think perhaps you misunderstood my question. Is the Fort Lincoln School an exclusively vocational school?

Mr. ROSENFIELD. No, sir. It is a new concept for a vocational school just as the type of vocational school St. Paul built. It was a new concept, and unheard of prior to that time.

Mr. NATCHER. Is there anything else, Mr. Veysey?

Mr. VEYSEY. No, Mr. Chairman.

DEFERRAL OF FORT LINCOLN SCHOOL PROJECT

Mr. NATCHER. Mr. Woodson, you are asking that the Fort Lincoln Secondary School project costing a total of $26,400,000 and located in the Fort Lincoln urban renewal area be deferred for the time being and probably you will bring this in again in a supplemental.

Mr. WOODSON. Yes, sir.

FORT LINCOLN SECONDARY MOST EXPENSIVE SCHOOL PROJECT

Mr. NATCHER. I just want to call your attention to one or two other matters.

In fiscal year 1972, in connection with the second supplemental, Mr. Woodson, the total cost of this project was given to the committee as $15,755,000. Then we have the increase of $10,645,000. If approved in a supplemental, this would be the highest cost for any school project that we have ever had in the city, is that correct?

Mr. WOODSON. Yes, sir. It would also be the largest school ever constructed, with the largest number of pupils.

Mr. NATCHER. This would have how many stories?

Mr. WOODSON. We would expect not to exceed four stories.

SIZE AND CONDITION OF SITE

Mr. NATCHER. It would be located on land containing approximately how many acres?

Mr. WOODSON. We are trying to get 16 acres. This has been worked out with the Urban Renewal Administration and Redevelopment Land Agency in Washington, and the National Capital Planning Commission. However, the site that has been selected up to date did have 16 acres. But the subsurface conditions were such that it was unbuildable. so we will have to find a new site for it.

Mr. NATCHER. You have no site. That is the reason it has to be deferred.

Mr. WOODSON. Yes, sir.

Mr. NATCHER. Take a good look at this one, Mr. Woodson.

This is a right unusual project. It is one, as you have pointed out to the committee, that would house 2,160 students.

Mr. WOODSON. But that would be the peak load.

ANACOSTIA SENIOR HIGH SCHOOL ADDITION (SEE PP. 274–276)

Mr. NATCHER. Next, we will take up the Anacostia Senior High School addition, where you are requesting $560,000 for equipment.

STATUS OF PROJECT

What is the status of this one, Mr. Woodson?

Mr. WOODSON. This project has been bid, and the proper notices will be going out shortly for actual construction. It is to be started this month, and it is expected to be completed in November 1975. We are asking for this equipment money now because it is a high school with a lot of equipment to be purchased, and we need this much leadtime in order to be ready for the completion of the building.

Mr. NATCHER. You could use these funds if approved in fiscal year 1974?

Mr. WOODSON. Yes, sir.

Mr. NATCHER. Are there any questions on this item? [No response.]

MONTGOMERY ELEMENTARY SCHOOL ADDITION (SEE PP. 277–278)

If not, let us take up the Montgomery Elementary School addition, where you are requesting $111,200 for equipment.

STATUS OF PROJECT

What is the status of this one, Mr. Woodson?

Mr. WOODSON. Mr. Chairman, the design is complete. We expect to start construction in July 1973. That is within the next few months. We expect to complete this construction September 1974.

In order to get our equipment in time for the completion of the building, we will need the money and we will be using it this coming fiscal year.

EQUIPMENT PROJECTS LOW PRIORITY

Mr. NATCHER. You have these equipment projects right low as far as priority is concerned. They probably should be 1, 2, and 3.

Mr. WOODSON. This is the way we used to do it. The Board set this priority, and they felt that they had their reasons for doing so.

Mr. NATCHER. I understand. Funds could be utilized during fiscal year 1974 if approved?

Mr. WOODSON. Yes, sir.

Mr. NATCHER. Are there questions on this item? [No response.]

FORT LINCOLN ELEMENTARY SCHOOL NO. 1 (SEE PP. 279–280)

If not, let us take up the Fort Lincoln Elementary School No. 1. You are requesting $381,000 for equipment. This is another equipment item.

COMPLETION DATE

What is your estimated completion date?

Mr. WOODSON. August 1974. This again is a very large building. We would need at least a year to purchase the equipment.

Mr. NATCHER. It is necessary at this time and could be utilized during the fiscal year 1974.

Mr. WOODSON. Yes, sir.

Mr. NATCHER. Are there questions on this item? [No response.]

MORGAN ELEMENTARY SCHOOL REPLACEMENT AND ADDITION (SEE PP. 281–283)

If not, we will take up the Morgan Elementary School replacement and addition, where you are requesting $318,500 for equipment. What is the estimated completion date of this project?

Mr. WOODSON. December 1974.

COMMUNITY FACILITIES

This again, because it is one of the community schools which we discussed when Congressman Riegle was on the committee, is a very large school with a lot of community facilities, and we would need this money.

Mr. NATCHER. Are there any questions on this item?

COMPLETION DATE

Mr. WOODSON. Mr. Chairman, Colonel Starobin has reminded me that our actual building will be completed in August 1974, and that remaining time is going to be used to raze the old building and complete the playground. So our timespan for the purchase of equipment is a little shorter than I indicated.

MERRITT ELEMENTARY SCHOOL REPLACEMENT (SEE PP. 284–285)

Mr. NATCHER. Now let us take up next the Merritt Elementary School replacement where you are requesting $193,000 for equipment. What is your estimated completion date, Mr. Woodson?

Mr. Woodson. September 1974.

Mr. Natcher. If approved, you could utilize these funds in fiscal year 1974?

Mr. Woodson. Yes, sir.

Mr. Natcher. Are there questions on this item? [No response.]

Equipment for New and Improved Services (See Pp. 286–288)

If not, we will take up equipment for new and improved services, where you are requesting $2 million for equipment.

TIME PERIOD FOR EQUIPMENT LOANS

Would this item be financed with 30-year or 15-year loans, or how would it be financed, Mr. Woodson?

Mr. Woodson. This would be financed by our 30-year loans. All of this equipment has a minimum of 15-year life. Some of it will have more.

Mr. Natcher. This might be a question for Mr. Coppie. Why should this request come under capital outlay rather than under operating expenses?

Mr. Coppie. Mr. Chairman, I think it does represent genuine capital outlay equipment. It would be our plan to finance it from a 15-year loan instead of a 30-year loan. As I indicated earlier in the hearings, we now have a letter of confirmation from the Treasury Department indicating that the city has authority to borrow for less than 30 years.

Mr. Natcher. It should come under capital outlay rather than operating expenses.

Mr. Woodson. That is correct, Mr. Chairman.

Mr. Natcher. You could utilize these funds in fiscal year 1974.

Mr. Woodson. Yes, sir.

Mr. Natcher. Are there questions on this item? [No response.]

Young Elementary School Modernization and Addition (See Pp. 289–291)

If not, we take up next the Young Elementary School modernization and addition, where you are requesting $260,000 for construction services.

NEW PROJECT

It this a new project?

Mr. Woodson. Yes, this is a new project.

Mr. Natcher. Is it necessary at this time, Mr. Woodson?

Mr. Woodson. Yes, sir. The priority established by the Board, which we have now reached, is the modernization of existing facilities, and this is a project in that direction. We will not be adding pupil seats, K through 6, but we will be adding prekindergarten seats to this building, and we will be trying to open up some of the space in the open-space learning style we are using today.

Mr. Natcher. You could utilize the funds during fiscal year 1974?

Mr. Woodson. Yes, sir, we could.

Mr. Natcher. Are there questions on this item? [No response.]

95-872 O - 73 - pt. 2 -- 23

WILSON ADDITION—SWIMMING POOL (SEE P. 292)

If not, we will take up the Wilson Addition swimming pool where you are requesting $225,000 for construction services. You have support here, Mr. Woodson. This gentleman sitting behind me is going to backstop a little on this project. Where you fail he is going to take over. Go right ahead and tell us about this project.

AREA TO BE SERVED BY PROJECT

Mr. WOODSON. Mr. Chairman, the Wilson High School is a school that is west of Rock Creek Park. In that total area today there is only one very small public swimming pool, with none in our high schools. We have a swimming pool as a standard facility, and we should have built this pool when we built our recent gymnaisum addition in that modernization program. It is one that the school system feels is necessary. It has the strong support of the community. It will be a pool that will be designed and located so that the community will have easy access to it. It is expected that this will receive maximum use all during the school year as well as during the summer months.

COMMENTS OF BOARD MEMBER ON WILSON SWIMMING FACILITY

Mr. NATCHER. Mr. Rosenfield, would you like to say a word about this project?

Mr. ROSENFIELD. I believe I would, sir. Thank you for the opportunity, Mr. Chairman.

You have heard me for 6 years come in here and support this program and projects for the city and never touching on the ward which I represent, which consists of 12 elementary schools and 4 secondary schools. The reason for it, sir, was that 6 years ago when I came on board there was a dire need for space for classrooms everywhere in the city, and we felt, though we are the so-called richest ward in the city as well as the most tax-producing ward in the city, that the folks throughout the city needed our support. Today I am here without mental reservations to tell you that we need this in our community. I think it would be a shot in the arm for our community. Unlike my colleague that you referred to as trying to set record for spending money, I want you to know that with the products from your State I am setting records collecting taxes in our city, and my constituents are indulging in it and I hope you will look favorably upon this particular project.

PREVIOUS DELETION OF SWIMMING FACILITY

Mr. NATCHER. Mr. Rosenfield, your memory is good. You remember several years ago we had a recreation project, and this committee approved it and placed the money in the bill for a swimming pool right next door to this facility. Then on the other side they corrected us and took it out of the bill. Do you remember that?

Mr. ROSENFIELD. I have not forgotten it.

Mr. NATCHER. We believed then and we believe now that the swimming pool should have been built. We were corrected, Mr. Veysey. We go over there occasionally and they correct us.

[Discussion off the record.]

Mr. NATCHER. We believed at that time, and I say this to you seriously now, that the basis for that recreation project was well established and the project well justified and it would have provided a swimming pool right next door to the one now before the committee. There was quite a bit of opposition to it. We approved it, Mr. Veysey, on this side. The boys and girls and children out there needed it and needed it badly. You do not have to sell me just as one member, very much on this one, because I think the people in that community need this pool.

Mr. McEwen.

Mr. MCEWEN. No questions.

Mr. NATCHER. Mr. Myers.

Mr. MYERS. Mr. Chairman, I quite agree with you. I have not always been a great believer in building expensive swimming pools but my wife has convinced me.

Mr. NATCHER. That is good convincing.

HIGH COST OF SWIMMING POOL CONSTRUCTION

Mr. MYERS. It is pretty official. You may not be able to do it but she can. In any event, I still cannot figure out why the swimming pool costs $3,925,000 or about $4 million. That is an awfully big hole. You could fill it up with hundred-dollar bills and $10 bills and that is what it will take. If you had $10 bills you would have to have a swimming pool to fill it with $4 million. Tell me why it costs that much to build a swimming pool and why it costs $1½ million each year to program and operate it?

Mr. WOODSON. I would like to say that this pool does have some facilities that pools that commonly get built do not. There are two.

Mr. MYERS. Do you have a special kind of water in it or something?

Mr. WOODSON. No, sir; not special water. Nowhere in this city is there a 10-meter diving board. As a consequence, our youngsters on a citywide basis do not have an opportunity to prepare themselves to get into the collegiate competition for events like the Olympics. So there is a diving pool here with both a 1-meter, a 3-meter, and a 10-meter board in it. This calls for a high ceiling. That is one of the elements that makes this pool more expensive.

I want to remind you that I said before that the only pool west of Rock Creek Park today is a very, very small outdoor pool that was built in the 1920's. This pool will include a learning pool for very young children. So it does have the diving pool and the learning pool, which are elements that we do not build in the regular high schools. These are community facilities.

Mr. MYERS. Have you investigated elsewhere—I am going to—to see how much a pool costs elsewhere?

Mr. WOODSON. Colonel Starobin has prepared a construction estimate. He has made a careful study of the cost and these are his figures.

Mr. STAROBIN. Yes, sir.

Your point is well taken, sir, this is an extremely expensive facility.

Mr. MYERS. It certainly is.

SOPHISTICATED DESIGN OF SWIMMING POOL FACILITY

Mr. STAROBIN. We are speaking about a rather sophisticated facility. When we discuss this indoor pool, we are talking first of all of a building to house the pools, of something over 40,000 square feet, and our base cost on that is $66 with air-conditioning. That figure I know strikes you as high but you must keep in mind we are dealing with very, very high ceilings to accommodate the diving boards, and so on.

Mr. MYERS. Higher than a gymnasium?

Mr. STAROBIN. Yes, sir. We are talking about 10-meter diving boards.

Mr. WOODSON. That is 33 feet.

Mr. MYERS. There is not a gymnasium in the country that is taller than 33 feet?

Mr. WOODSON. The basketball ceiling is 24 feet, if you put a ceiling in it. Some don't have ceilings.

Mr. MYERS. The first beam is usually 30 feet high at least at the very minimum.

Mr. WOODSON. Frequently you could see this; 24 feet is an absolute minimum. That is the minimum that must be there.

Mr. STAROBIN. Then I wanted to go on and explain that this facility requires an extraordinary amount of mechanical and electrical systems. It has to be air-conditioned. The steam-producing areas must be ventilated.

EQUIPMENT FOR SWIMMING FACILITY

Mr. MYERS. Your request for equipment is only $20,000 for some reason. Why is that?

You have $3,500,000 for construction of the building and the pool.

Mr. STAROBIN. Much of the equipment will be in the construction cost. The pools will be completely equipped. The setting will be in, the locker rooms will be in. There will be a locker room for the school and one for the community. It is a dual-use facility. If we are designing a swimming pool purely for school use, it would be quite a different figure. It also has community use and therefore certain rather extensive additional costs are included, sir.

Mr. MYERS. That is awfully high. Thank you, Mr. Chairman.

Mr. NATCHER. Mr. Veysey.

COMMUNITY USE OF WILSON SWIMMING FACILITY

Mr. VEYSEY. Just briefly on the community aspect, I am glad you are moving that way. This will be the property of the public schools but operated for access by the community.

Mr. WOODSON. Yes, sir.

Mr. VEYSEY. How much do you estimate it will be used by the community?

Mr. WOODSON. We would expect the community to begin use in the summertime all day long, in the morning through until the late evening hours of probably 9 or 10 o'clock. In the school year, the community would have access to the pool beginning at 3 o'clock in the afternoon, and probably it will be open until 9 or 10 at night.

Mr. VEYSEY. And weekends also.

Mr. WOODSON. Yes, sir.

OPERATION OF POOLS BY RECREATION DEPARTMENT

The Recreation Department will operate the pool and they operate pools on Saturdays and Sundays.

Mr. VEYSEY. They will furnish the attendants and lifeguards?

Mr. WOODSON. Yes, sir; for the community programs.

Mr. VEYSEY. That does not come out of the school budget, then?

Mr. WOODSON. No, sir. We will have our swimming instructor during the school year and we will pay him.

Mr. VEYSEY. But the community-use portion comes in another budget?

Mr. WOODSON. Yes, sir.

Mr. VEYSEY. Thank you, Mr. Chairman.

Mr. NATCHER. Mr. Rosenfield.

Mr. ROSENFIELD. Mr. Chairman, I am delighted to see Colonel Haley, who is the Chairman of the Citizens Committee, who worked so hard for so long. I see him smiling there hopefully that things will be all right.

Mr. NATCHER. Colonel Haley, we are glad to have you appear at this time. We want you and Mr. Rosenfield and all of you to know that we will give every consideration to the project.

Colonel HALEY. Thank you very much, Mr. Chairman.

Mr. NATCHER. Are you still in the Army or are you retired?

Colonel HALEY. I am retired, sir.

Mr. NATCHER. How many years service?

Colonel HALEY. I had about 24, plus.

LAFAYETTE ELEMENTARY SCHOOL MODERNIZATION AND ADDITION
(SEE PP. 293–295)

Mr. NATCHER. Now let us take up the Lafayette Elementary School modernization and addition. You are requesting $275,000 for construction services.

NEW PROJECT

Is this a new project, Mr. Woodson?

Mr. WOODSON. It is, Mr. Chairman.

This project is again in line with the modernization of existing school plant. This school is very close to our severe overcrowding criteria as far as population goes. The adjacent school is also very close to the severe overcrowding. We have a small increase in seats to accommodate that of 128 K through 6 to eliminate severe overcrowding and we will be adding pre-kindergarten facilities for 120 youngsters.

MODERNIZATION PRIORITIES

I would like to point out that it has been close to 40 years now since we have been able to do anything at all for the elementary schools which are west of Rock Creek. We feel because of our incipient crowding conditions, and the fact that we are now in our modernization priorities, that this school should be among the first of those that are tackled.

Mr. NATCHER. Could the funds be utilized if approved for the fiscal year 1974?

Mr. WOODSON. Yes, sir.

Mr. NATCHER. The overall cost would be $4,735,500 and you would have a school population of 790; is that correct?

Mr. WOODSON. Yes, sir; that is correct.

Mr. NATCHER. That is a little better than your $6 million and $7 million project.

Mr. WOODSON. Yes, this is true because we won't be razing. This is one of the costs that the other projects did have.

We will be simply modernizing what we have and making this addition for the prekindergarten and small gymnasium.

Mr. NATCHER. Mr. Rosenfield.

ELEMENTARY STANDARDS OF EDUCATION

Mr. ROSENFIELD. I would like to say that based on the elementary standards of education none of our 12 elementary schools in my ward meet this standard. I am hopeful that this will be the first one. Also, you just cannot buy a house anymore there in that area. It is getting crowded. More youngsters are moving in with their parents. We also have a development on Oregon Avenue with town houses. We are hoping that we are keeping abreast with the times and providing the kind of facilities that the parents deserve in the area and their children.

Mr. NATCHER. It could be utilized if approved in fiscal year 1974?

Mr. WOODSON. Yes, sir.

CONCLUSION OF PUBLIC SCHOOLS' PRESENTATION

Mr. NATCHER. Are there any questions on this item? If not, Mr. Woodson, and Colonel Starobin, this completes your presentation of the capital outlay projects for the public schools for the fiscal year 1974. As you have heard me say before, Mr. Woodson, it is always a pleasure to have you appear in behalf of the public school projects.

You can rest assured now that the committee will carefully examine every one of them. I think you and your associates have made a good presentation for the projects you have presented. Thank you very much.

Mr. WOODSON. Thank you, Mr. Chairman.

TUESDAY, MAY 8, 1973.

BOARD OF HIGHER EDUCATION

WITNESSES

MISS FLAXIE PINKETT, CHAIRMAN
ROGER JONES, FORMER VICE CHAIRMAN
ELGY S. JOHNSON, ACTING PRESIDENT, FEDERAL CITY COLLEGE
JAMES BROWN, VICE PRESIDENT OF FINANCE AND ADMINISTRATION, FEDERAL CITY COLLEGE
WILLIAM RUMSEY, CHIEF, EDUCATION DIVISION, DEPARTMENT OF HUMAN RESOURCES
COMER S. COPPIE, SPECIAL ASSISTANT TO THE COMMISSIONER—BUDGET OFFICER

Mr. NATCHER. We now take up the Board of Higher Eduction where the amount requested for fiscal year 1974 is $80,000 and six positions. This, I believe, is the first time that an appropriation has been requested for the Board. We will insert the justification material in the record at this point.

[The justification material follows:]

DISTRICT OF COLUMBIA GOVERNMENT		SCHEDULE 1		
AGENCY: BOARD OF HIGHER EDUCATION	CATEGORY:	SUBCATEGORY:	BUDGET UNIT:	CODE:

FINANCIAL SUMMARY

Resource Category	Description		Past Year FY 1972 Obligations	Current Year FY 1973 Allotment	Budget Year FY 1974 Adjusted Base	Budget Year FY 1974 Increase	Budget Year FY 1974 Request	Recommended
OPERATING	D.C. FUNDS		40.8	60.5	80.0	...	80.0	
	REVENUE SHARING FUNDS		...	...	...	...	...	
	FEDERAL GRANTS		...	...	...	...	...	
	OTHER		...	...	...	...	...	
	REIMBURSEMENTS	District (non add)	...	...	...	...	...	
		Non-District	...	...	...	...	...	
	Total Operating		40.8	60.5	80.0	...	80.0	
CAPITAL IMPROVEMENTS	D.C. FUNDS		...	...			...	
	REVENUE SHARING FUNDS		...	...			...	
	FEDERAL GRANTS		...	...			...	
	Total Capital Improvements		...	...			...	

MANPOWER SUMMARY

D.C. POSITIONS	AUTHORIZED PERMANENT						
	• Full Time	4	4	6	...	6	
	• Part Time	...	...	...	...	...	
	TEMPORARY	...	...	...	...	...	
REVENUE SHARING POSITIONS		...	...	...	...	...	
GRANT POSITIONS		...	...	...	...	...	
REIMBURSABLE POSITIONS		...	...	...	...	...	
GRAND TOTAL		4	4	6	...	6	

Revised 10/72

DISTRICT OF COLUMBIA GOVERNMENT	SCHEDULE 2
AGENCY: BOARD OF HIGHER EDUCATION	

DETAIL OF D.C. POSITIONS AND FUNDS

Description			Past Year Fy 19 73 Obligations	Current Year FY 19 73 Allotment	Budget Year– FY 1974 Adjusted Base	Budget Year– FY 1974 Increase	Budget Year– FY 1974 Request	Recommended
POSITIONS	POSITIONS AVAILABLE		4	4	6	...	6	
	POSITIONS FUNDED		4	4	6	...	6	
	POSITION LAPSE (percent)		...	...	...	...	...	
D.C. FUNDS	Operating	GENERAL	40.8	60.5	80.0	...	80.0	
			...	...	...	...	...	
			...	...	...	...	...	
			...	...	...	...	...	
		TOTAL OPERATING	40.8	60.5	80.0	...	80.0	
	Capital Improvements	GENERAL	...	...			...	
			...	...			...	
			...	...			...	
			...	...			...	
		TOTAL CAPITAL	...	...			...	
	TOTAL D.C. FUNDS		40.8	60.5	80.0	...	80.0	

DISTRICT OF COLUMBIA GOVERNMENT			SCHEDULE 3	
AGENCY: BOARD OF HIGHER EDUCATION	CATEGORY:	CODE:	FUNDING SOURCE: D. C. Funds	Continuation Sheet Page Of

OBJECT CLASS SUMMARY–OPERATING FUNDS

Object Classes		Past Year FY 1972 Obligations	Current Year FY 1973 Allotment	Budget Year FY 1974			Recommended
Expense Category	Title			Adjusted Base	Increase	Request	
PERSONAL SERVICES	PERMANENT POSITIONS AVAILABLE (non-add)	54.4	55.5	73.6	...	73.6	...
	PERMANENT POSITIONS FUNDED	30.0	52.8	72.1	...	72.1	...
	OTHER THAN PERMANENT POSITIONS FUNDED	3.9	...	...	...	...	...
	OTHER PERSONNEL COMPENSATION	.1	...	...	...	...	...
	• Night Work Differential	...	...	...	...	...	...
	• Holiday Pay	...	...	...	...	...	...
	• Overtime Pay	(.1)	...	...	...	...	...
	• Standby	...	...	...	...	...	...
	• Terminal Leave	...	...	...	...	...	...
	•	...	...	...	...	...	...
	TOTAL PERSONNEL COMPENSATION	34.0	52.8	72.1	...	72.1	...
	PERSONNEL BENEFITS: civilian employees	2.7	4.6	4.8	...	4.8	...
	BENEFITS FOR FORMER PERSONNEL	...	...	...	...	...	...
	Total Personal Services	36.7	57.4	76.9	...	76.9	...
OTHER OPERATING	TRAVEL AND TRANSPORTATION OF PERSONS	.3	.2	.2	...	.2	...
	TRANSPORTATION OF THINGS	.1	...	...	...	...	...
	RENT, COMMUNICATIONS AND UTILITIES	.9	...	...	...	...	...
	PRINTING AND REPRODUCTION	.1	...	...	...	...	...
	OTHER SERVICES	2.3	2.0	2.0	...	2.0	...
	SUPPLIES AND MATERIALS	.4	.4	.4	...	.4	...
	EQUIPMENT TO BE CAPITALIZED	...	...	...	...	...	...
	EQUIPMENT NOT TO BE CAPITALIZED	...	.5	.5	...	.5	...
	GRANTS AND SUBSIDIES	...	...	...	...	...	...
	INSURANCE CLAIMS AND INDEMNITIES	...	...	...	...	...	...
	REFUNDS	...	...	...	...	...	...
	Total Other Operating	4.1	3.1	3.1	...	3.1	...
	TOTAL OPERATING	40.8	60.5	80.0	...	80.0	...

DISTRICT OF COLUMBIA GOVERNMENT		SCHEDULE 4		
AGENCY: BOARD OF HIGHER EDUCATION	CATEGORY:	SUBCATEGORY:	CODE:	Continuation Sheet Page 01

DISTRIBUTION BY BUDGET COMPONENT AND FUNDING SOURCE

Code		Past Year FY 1972 Obligations	Current Year FY 1973 Allotment	Budget Year FY 1974 Adjusted Base	Budget Year FY 1974 Increase	Budget Year FY 1974 Request	Recommended
	D. C. FUNDS	40.8	60.5	80.0		80.0	

DISTRICT OF COLUMBIA GOVERNMENT

SCHEDULE 6

AGENCY:
BOARD OF HIGHER EDUCATION

Continuation Sheet
Page Of

SUMMARY OF BUDGET ADJUSTMENTS—D.C. FUNDS

Budget Structure		Current Year FY 1973 Allotment	Non-Recurring Decreases	Inter-Agency Transfers	Redirections		Other Adjustments	Net Change	Budget Year FY 19 Adjusted Base
Code	Components				From (–)	To (+)			
	AMOUNT:								
	BOARD OF HIGHER EDUCATION	60.5	...	...	...	...	+19.5	+19.5	80.0
	POSITIONS:								
		4	...	...	...	...	+2	+2	6
		Two positions and $19.5 transferred from Federal City College.							

Mr. NATCHER. We have before the committee at this time Miss Flaxie Pinkett, the new chairman.

Miss Pinkett, who do you have with you?

Miss PINKETT. I have Mr. James Brown.

Mr. NATCHER. Mr. Brown has been before us before.

Miss PINKETT. He is vice president of finance and administration at Federal City College. I have the statement of Mr. Roger Jones prepared for this meeting, but Mr. Jones had to leave and has not been able to get back. He was here all morning.

Mr. NATCHER. Miss Pinkett, suppose we insert Mr. Jones' statement in the record in its entirety, or would you like to read it?

Miss PINKETT. I will be glad to read it.

Mr. NATCHER. Suppose you do. I think it would be fine because we have a number of new members on the committee. So will you proceed, please?

GENERAL STATEMENT

Miss PINKETT. This is read on behalf of Mr. Roger Jones, former Vice Chairman of the Board of Higher Education.

Mr. Chairman and members of the subcommittee, I appreciate very much the courtesy of the committee in permitting me to appear to make this short statement on behalf of the Board of Higher Education and the two institutions for which it has oversight and policy responsibility, D.C. Teachers College and Federal City College.

The committee is aware of the sad but compelling reasons for my appearance. The late Chairman of the Board of Higher Education, Mr. Frank D. Reeves, became ill just at the time we were starting to prepare testimony for the committee. His incapacity and death prevented any further work. Neither the new Chairman of the Board, Ms. Flaxie Pinkett, nor I can present a wholly satisfactory statement of his views. We had not discussed, at any length, his plans for introducing the body of testimony in support of the appropriation items before the subcommittee. In fact, our conversations had encompassed only four points to each of which I shall speak briefly.

CONSOLIDATION OF TWO COLLEGES

1. Consolidation of Federal City College and D.C. Teachers College.—Ever since enactment of the D.C. Public Education Act in 1966 and the inauguration of regular classes at Federal City College not quite 2 years later, the Board of Higher Education has wrestled with the question of whether full consolidation of FCC and DCTC was in the best interests of the community, the students, and faculty of the two institutions, and the cause of public higher education. For a long time it was the Board's conclusion that the impediments to, and disadvantages of, consolidation outweighed the advantages.

Aside from nonsubstantive reasons which take into account history, custom, and educational philosophy and techniques, there were four chief arguments against consolidation:

(*a*) Until FCC gains accreditation, now planned for 1974, consolidation might jeopardize accreditation of DCTC.

(*b*) Limitation of physical facilities at both colleges militated against the kind of joint use which truly effective consolidation would demand.

(*c*) Until FCC had had at least 4 years of experience and had graduated its first class, there could be no acceptable basis for curriculum consolidation and for estimating with any degree of accuracy most requirements for administrative and support personnel and services.

(*d*) It appeared wise, and in fact necessary, to await the conclusions of the Nelsen Commission and A. D. Little studies before forcing a change in the existing arrangements for administering the two colleges.

While the first three of the foregoing considerations still are compelling, the Board has decided that it should indicate its belief that consolidation should take place as soon as is feasible after FCC is fully accredited.

In the meantime, in response to interests expressed by Members and committees of the Congress, an experimental arithmetic consolidation has been made of the budget requests of the colleges for fiscal year 1974. The purpose is to show all proposed costs on a combined basis. It is not to request a consolidated appropriation for fiscal year 1974. In fact, the Board recommends that the Congress appropriate funds for fiscal year 1974 separately to each of the colleges and to the Board itself (for the first time).

The Board, with cooperation from the presidents of the two colleges, has given attention to the possibility of more effective operations if some administrative support operations logistical matters were handled centrally for both institutions. The presidents have a task force report on this subject. They will report on it in their testimony.

CONTINUED GROWTH

2. Continued growth. To date, the Board has believed that it was highly desirable to respond as fully as possible to community demand for increased enrollment and as rapid growth of the colleges, particularly FCC, as funds, adequate personnel, increased facilities, and expanded or new curriculum offerings could be obtained. This policy has not met with universal approval because it has both required and inevitably resulted in much experimentation, adoption of temporary expediency, and some apparent unequal, or inequitable, allocation of resources. The Board believes that this period is now behind it, and that a more orderly development of the colleges can be planned, budgeted, and administered.

In many respects, the Board marvels at the relatively few mistakes, inefficiencies, and false starts that have been made. The good results are a high tribute to faculty and students and to their dedication to giving and receiving sound education. This does not mean that the Board is complacent or that it approves continuation of activities which do not meet real needs.

ADMINISTRATIVE LEADERSHIP

3. Administrative leadership. DCTC has had no change in the administrative leadership given by Dr. Cooke in the period since the college came under the policy direction of the Board of Higher Education. The college has functioned well under an accepted and respected administration. Criticism of certain administrative practices has, where warranted, met with corrective action. The Board has found it neces-

sary to give closer attention to FCC. The first president carried the college through the initial planning stage and first academic year. The second president, hired under contract for a 3-year term, moved the college through its period of rapid growth, academic shakedown, and expansion of temporary facilities. Now the Board is actively seeking a permanent president who can lead the college to achievement of first-rank standing as a model public institution of higher education. In the meantime, the Board has prevailed upon Dr. Elgy Johnson, formerly of DCTC, to serve as the acting president, and he will present much of the testimony on the FCC budget to you. Dr. Johnson is a thoroughly experienced academician, and the college is fortunate to have him at its head at this time.

BOARD OF HIGHER EDUCATION

4. The Board of Higher Education.—Since first organization of the Board of Higher Education in 1967, its membership has remained at nine, despite the urgent need for a larger Board, a move advocated by the District government last year in proposed legislation but not acted on by the Congress. To give it some leeway and room for loadsharing, the Board for several years has invited a representative from the faculty and one from the student body of each college to sit with it. The Board is grateful for the help it has had from these adjunct members, but there is still need for a larger full membership. Problems of budget policy: installation of sound systems of financial operation and management; adoption of personnel policies and guidelines for administration; conduct of trustee responsibility in community relations, supervision of planning and liaison with other educational institutions; licensure of all degree-granting institutions in the District; curriculum review and approval; preparation for accreditation; planning for a permanent site (or sites); development with Washington Technical Institute for a phased plan of operations under the first truly urban land grant college endowment; developing plans for organization and governance for both colleges with as much uniformity as appeared wise—these and a large number of other events and problems have taxed the members of the Board—all nonpaid, all having other full-time responsibilities—very heavily in terms of time, effort, and dedication.

BUDGET REQUEST FOR BOARD

Enough certainty of direction, clarity of purpose and operating methodology, and proof of continuing need have now come about to convince the Board that it should have its own staff and appropriation. The details of its modest initial request appear as the first item in the estimates before you. The Board asks for a total permanent staff of six persons—an executive secretary, a special assistant to the Board, an administrative assistant, a clerk-receptionist, and two secretaries—at a total cost in round numbers of $80,000; $77,000 for personnel and $3,000 for other objects. Whether a staff of these dimnseions will be adquate for the future, the Board does not know.

The Board will continue to seek special assistance of an ad hoc nature from the two colleges on matters which appropriately should be staffed and financed by them, but in which the Board must be involved; for example, preparation of materials in support of accreditation, site planning, and the like.

Thank you, Mr. Chairman, for permitting me to make these brief comments. I shall be glad to answer any questions which fall within my jurisdiction and competence.

Mr. NATCHER. Thank you, Miss Pinkett and Mr. Jones.

Mr. JONES. My apologies, Mr. Chairman, for not being able to appear before the committee. My taxi had a flat tire, and I could not be on time for this afternoon's session.

APPOINTMENTS TO BOARD OF HIGHER EDUCATION

Mr. NATCHER. It is perfectly all right and we understand. Miss Pinkett, you were not a member of the original Board; were you?

Miss PINKETT. No, I was not.

Mr. NATCHER. Were you, Mr. Jones?

Mr. JONES. No, I was not.

Mr. NATCHER. The original Board was appointed in 1967 or 1968?

Miss PINKETT. 1967.

Mr. NATCHER. And neither of you was a member at that time. When were you named to the Board, Miss Pinkett?

Miss PINKETT. I was sworn in, in December 1968, and my first meeting was January of 1969.

Mr. NATCHER. Mr. Jones, what about you?

Mr. JONES. I came on in October 1968, sir.

FEDERAL CITY COLLEGE PROBLEMS

Mr. NATCHER. As you both know, we have had considerable difficulty as far as the Federal City College is concerned. Before going into some of these other matters, let me ask both of you if in your opinion we are going to be able to operate the Federal City College?

Miss PINKETT. In my opinion we are.

Mr. NATCHER. How do you feel about it, Mr. Jones?

Mr. JONES. I feel very definitely that we are.

Mr. NATCHER. I know we have had two presidents since the college was established. Do you have an acting president now?

Miss PINKETT. Yes, we do.

Mr. NATCHER. Who is the acting president?

Miss PINKETT. Dr. Elgy Johnson.

Mr. NATCHER. We are glad to have you before us, Dr. Johnson.

Dr. JOHNSON. Thank you, Mr. Chairman.

Mr. NATCHER. You are in the process of selecting a new president.

Miss PINKETT. A permanent president; yes, we are.

INDICTMENTS OF FEDERAL CITY COLLEGE OFFICIALS

Mr. NATCHER. Without reviewing all of the incidents and the details, you people know more about this than I do, I will just say we have had our problems as far as the operation of the college is concerned. At the present time I believe the dean and the assistant dean are under indictment; is that correct?

Miss PINKETT. Very unfortunately so; yes.

Mr. JONES. Dean and assistant dean of one school.

Mr. NATCHER. The dean of education and the assistant dean of education of the Federal City College.

This matter was brought to the attention of the committee last year and as I recall it was during the hearings that that matter was referred to the Department of Justice. It was probably during that week.

TUITION-FREE HIGHER EDUCATION

Miss Pinkett, you and Mr. Jones know more about operating colleges and universities than I do. I say that to you frankly. I am in favor of colleges and universities. I wish every child could enter the first grade and go all the way through and hold his hand out and receive his college diploma and never need to pay a dime for tuition. That is the kind of country I want to live in. I will say we will live in that kind of country some time. As far as tuition is concerned, it means too much. The greatest asset, as you well know, is our children.

DIFFICULTIES IN FINANCING COLLEGES AND UNIVERSITIES

A lot of cities are having trouble operating colleges and universities. I can name you a number of cities where the colleges and universities have been taken over by the State. Sometimes I think, Miss Pinkett and Mr. Jones, that we have done a whole lot to the Nation's Capital instead of for the Nation's Capital with some of the bills we passed.

I voted for this legislation. I thought that we ought to have the Federal City College, the Washington Technical Institute, and I have always been a firm believer in the District of Columbia Teachers College. That is the reason I ask you the question. I asked the opinion of you both, as to whether we can operate the Federal City College successfully, and you both said yes.

ACCREDITATION OF FEDERAL CITY COLLEGE

You have to operate, as you pointed out in your statement, for a period of 4 years before you can be accredited. That is correct, is it not?

Miss PINKETT. That is correct.

Mr. NATCHER. It is a test as far as any college or university is concerned. Generally with what has taken place and the conditions at the present time, do you feel at the end of this period, which would be when—when is your 4-year period up or is it already up?

Miss PINKETT. Our 4-year period expired June 1972. We graduated our first full 4-year class.

Mr. NATCHER. That was last year.

Miss PINKETT. Last June, yes.

Mr. NATCHER. You were not accredited at that time?

Miss PINKETT. No.

STATUS OF FCC ACCREDITATION

Mr. NATCHER. How close have you come? What did they say to you about accreditation of the college?

Miss PINKETT. The college enjoys the highest rate and ranking that an institution can have short of full accreditation. But there is a self-study that is required of the college, and until that self-study has been completed and transmitted to the accreditation agency, their team does not come in to take the final look.

95-872 O - 73 - pt. 2 -- 24

We feel that—well, we know—that in the academic year 1972–73, we have made excellent strides and progress toward the completion of the self-study. Our timetable is that it will be completed and ready for review by the board in July of this year.

It is our hope that shortly thereafter it can be sent forward to the accreditation association.

IMPORTANCE OF PERMANENT PRESIDENT FOR ACCREDITATION

There are some reservations in the minds of people as to whether or not they want to accredit an institution that has an acting president.

We are aware that this could work to the detriment of the college. We do not want that to happen. This is why our search committee is working very hard, meeting often. They have held as many as two meetings in a week over the past 60 days. They are working very hard because we hope that we can identify at least a person, or "the" person who has the qualifications to carry this institution on from the point that it now is. This, frankly, is not a good time of year to find a president. It is regrettable that we had a late start getting the search committee off the ground due to the illness of our chairman. But it did get off the ground in March—early March—and we hope we are prepared to bring on board a person when we identify him which should be no later than September 1974, but could be as early as September 1973.

We will have to reevaluate to determine what the risks are in asking an accreditation team to come down if at that time, we do not have a permanent president. We will measure that. There is no fixed policy that you cannot get full accreditation, but we do know that in the minds of some of the people who have the vote, they prefer to see a permanent president on the job.

Mr. NATCHER. You agree with me, Miss Pinkett, that accreditation is all important.

Miss PINKETT. We think it is terribly important.

Mr. NATCHER. In order to operate the college?

Miss PINKETT. Absolutely.

PROPOSAL TO SHIFT TO 3-YEAR PROGRAM

Mr. NATCHER. Now, from time to time certain suggestions have been made that instead of a 4-year college the Federal City College be made a 3-year college. Has this been considered by the board?

Miss PINKETT. I was told the original board considered the matter because the legislation gives the board the authority to do both. That body chose to first develop a 4-year institution. I happily participated in the curriculum review of curriculum offerings at the college and got the board, as a result of my committee's efforts, to agree that we needed and must develop programs within the institution that were 2-year programs, and so we have, since 1970 and as of the present date, a number of 2-year programs.

Mr. NATCHER. Miss Pinkett, you were born and raised in the District?

Miss PINKETT. I wasn't born here, but I was raised here.

BOARD UNANIMOUS IN MERGER OF TWO COLLEGES

Mr. NATCHER. In your opinion can the District government operate three colleges in the city of Washington? Can the District government fund and operate three colleges? How do you feel about it?

Miss PINKETT. Well, Mr. Natcher, I am glad to say that our board is unanimous in its feeling that DCTC and FCC should be merged. We don't want to do anything that will jeopardize the accreditation of DCTC and the young people now enrolled there. This is why our present board does not want to merge the two colleges at this time. I think it is one of the best boards we have had. This is another reason I am so encouraged. Our present board is unanimously of the opinion that the two institutions should be merged when both have attained accreditation.

Mr. NATCHER. You will recall last year in the report after the conference between the Senate and the House, we had a statement in the report concerning the consolidation, and the recommendation to consolidate the two colleges was made by the conferees because that was the understanding that Congress had in the beginning, I believe, as far as the colleges were concerned.

BOARD ACTION TO PREVENT REOCCURRENCE OF FCC PROBLEMS

Now, Miss Pinkett, I am not going into any of the charges that have been preferred against anyone in the Federal City College other than to state that these two men are under indictment, and according to the information that we have—and it was carried in the local newspapers—some $230,000 is involved.

We are not going into the merits or demerits. This is a matter before the Department of Justice; they are under indictment and are entitled to a fair trial and we won't go into it.

However, I would like to know what the Board has done to stop anything like this from reoccurring. What steps have you taken to prevent a similar reoccurrence.

Miss PINKETT. I think the record will sustain the fact that the larger part of these alleged discrepancies if not all of them, occurred before Dr. Johnson came on the scene as acting president. Dr. Johnson has worked very hard, and I think he has been quite successful in effecting many constructive changes at the institution. One is bringing some unity and some communication—not enough, but communication—between the various elements of the college family.

Dr. Johnson has worked very hard. He has had the cooperation of Mr. Brown here in this regard, and, of course, with Roger Jones assisting since mid-August of last year, there have been some new procedures, practices, and policies, set down. We believe they are being fully implemented. Through the efforts of our administrators, we are trying to get on top of the problems that do exist. We had some inclination of some of these kinds of problems and we took certain actions last year that gave us the opportunity to come in, and find out what was really going on. We are hopeful because we have a spirit that permeates that institution now. I would say it is easily 90 percent cooperative.

Mr. NATCHER. Is it better than it was last year?

Miss PINKETT. There is no comparison.

Mr. NATCHER. I know they have had turmoil down there to the extent that it has vitally affected a lot of the students.

Miss PINKETT. That is the tragic part of it.

Mr. NATCHER. Mr. Jones, you were with the Bureau of the Budget for a great many years. You know more about budgets than anybody in this room.

Mr. JONES. Not when it comes to you.

IMPROVEMENTS IN FISCAL MANAGEMENT AT FCC

Mr. NATCHER. Mr. Jones, you agree with Miss Pinkett that as far as the future is concerned, with the request before the committee you are making concerning the board, and as far as the matters that we have in court now, can we correct the setup so that such things can't happen again?

Do you feel we are on a more firm foundation now if we proceed along the route you are proposing?

Mr. JONES. I do. I think four things have happened. Two psychological and two mechanical.

The former two are, as a result of the Federal auditors and the District auditors having come in, the faculty almost to a man now recognizes that it cannot be an institution in which every member of the faculty is free to pursue his own course or in the parlance of the day, to do his own thing. This must be central control.

The second thing that has happened psychologically is that the faculty has come to recognize that Federal City College cannot be all things to all men and we simply cannot afford any longer to make an outreach to the community which involves responding to every kind of community request with another application for grant funds, either from private institutions like, you know, the foundations, or the Federal Government.

On the substantive side, the Board—and we have no excuse for this—I, incidentally, am no longer aboard but because of Mr. Reeves' death I have tried to stay with the situation—did not know until the auditors came in that there was not central control of all applications for grants or the handling of all grant moneys once they had been made available to the college. That was immediately plugged.

The second thing that has happened is that there has been a much closer correspondence and communication with the fiscal authorities of the District of Columbia and the Board and the college administration have stopped really trying to run an individual thing that is not conducted in accordance with the accounting and financial procedures of the District of Columbia.

For this we are most grateful to Mayor Washington, particularly grateful to the auditors and to Mr. Coppie, who has been a tower of strength in helping adjust our situation in such a way that you can run an educational institution but at the same time accord with the kind of really quite tight accounting procedures that the District has.

These things I think have vastly changed the picture. It was the hope of the first President—and I am not saying anything behind his back—that the Federal City College could be considered something which was really with but not of the District of Columbia government

and they could follow the normal processes of educational institutions. That just did not work, Mr. Chairman.

Mr. NATCHER. Thank you, Mr. Jones.

A. D. LITTLE STUDY ON HIGHER EDUCATION COMPLETED

Has the A. D. Little report been completed?

Miss PINKETT. That has been completed.

Mr. NATCHER. It has not been presented to the Board?

Mr. COPPIE. It has been completed. We are in the process now of determining the next step relative to a review of the report and its implementation.

Mr. NATCHER. Can you tell us what the Little report recommends as far as the Federal City College is concerned?

Mr. COPPIE. I would like to officially present to the committee Mr. William Rumsey from the Department of Human Resources, who chaired the steering committee who was responsible for guiding the report over the last 2 years.

Mr. NATCHER. We are pleased to have you before the committee Mr. Rumsey.

RECOMMENDATION OF A. D. LITTLE STUDY

Mr. RUMSEY. The A. D. Little study made recomendations that, first it went to the number of institutions it recommended were four in number; a university center of 4-year comprehensive college, an institution of technology and a comprehensive multicampus community college.

It suggested, it did not recommend, but it suggested the D.C. Teachers should become a 4-year college. It suggested that WTI should become a technical institute, that Federal City College should become a community college and that a university center should be the new institution.

These were the recomendations that they made about the existing and additional institutions.

COST OF A. D. LITTLE STUDY

Mr. NATCHER. How much was the Little Co. paid to make this report? Can you tell us, Mr. Coppie, or any of you? What was the price?

Mr. RUMSEY. The figure for the total study was $271,957, of which the D.C. Public Schools paid $18,949. The D.C. Manpower, with the D.C. Public Schools, for a joint task, paid $3,008.

The other moneys, $250,000, $20,000 of which was from the Agnes Meyer Foundation, the Office of Education, Division of Academic Facilities, paid $75,000. The Office of Educational Division of College Support paid an additional $50,000, Federal City College paid $50,000. The District of Columbia Teachers College, $25,000, Washington Technical Institute, $25,000, and Department of Human Resources, $5,000, which is a total of $250,000.

Mr. NATCHER. Did you say the overall cost was $271,000?

Mr. RUMSEY. Yes, sir, $271,957.

Mr. NATCHER. That is the overall cost of the A. D. Little report.

MAJOR RECOMMENDATION OF A. D. LITTLE STUDY

Briefly, is this about what they recommend in their study, from the standpoint of the colleges? I quote from the summary:

Our major recommendation is for a coordinated system of four institutions, each with a differentiated role to help insure that the specific needs of the diverse clientele represented by the District's population will best be served.

Four institutions?

Mr. RUMSEY. Yes, sir.

OPPOSITION TO PLAN FOR FOUR INSTITUTIONS

Mr. NATCHER. Miss Pinkett, do you agree with that?

Miss PINKETT. No; I do not.

Mr. NATCHER. Bless your heart. You know, $272,000 is a lot of money and then to bring in a report for four institutions when we are having all kinds of trouble operating three and instead of three the Congress and a number of people have recommended that the three be two, so when they come in here and say we should have a coordinated system of four—how do you feel, Mr. Jones?

Mr. JONES. I do not agree with that.

Mr. NATCHER. I think you are right.

PUBLIC HIGHER EDUCATION NEEDS IN CITY

Mr. JONES. I do agree to this extent, and I do not wish to appear to be splitting a hair here, but there are four kinds of needs I believe we should look at in public higher education in the District of Columbia.

The first is the provision of good teacher education, the production of teachers with a baccaleaureate degree, bachelor of science in education.

The next is a liberal arts college which will enable a large number of our population to get higher education at least with the baccaleaureate degree with skills that will enable them to participate actively and fully in Washington's business enterprise; namely, the Federal Government.

The third is a need for technical education, a place where you can get it, technical education that will turn out artisans, persons who have skills in various technologies.

The fourth need is somewhat different. It is a need for the fulfillment of the promise of extension work which can reach out to the community in a continuing education effort to the large numbers of people in the District who are not going to be able to afford any other kind of advanced education. It will do things for mothers, will do things in the social institutions, and will have a community outreach in the sense that the colleges of agriculture and mechanical arts, the old land-grant colleges had such an outreach.

However, you do not need four institutions to do it.

Mr. NATCHER. I certainly agree with you. I would much rather have your judgment and that of Miss Pinkett and the other members of the Board of Higher Education than this study which cost $271,000.

WESTINGHOUSE STUDY OF NEW COURT BUILDING

You know we had another study made—and I am digressing a little bit; I say we did; we didn't know anything about it until they presented it to the committee—and that was a study made by Westinghouse, Miss Pinkett, suggested we have a court building costing from $80 to $100 million. Can you imagine anything like that in your lifetime?

Miss PINKETT. I read about it in the paper.

Mr. NATCHER. I think they paid $300,000 for that one. To come in here and talk in terms of $100 million for a court building.

STAFFING FOR BOARD

Now, before we take up the other matters before us, I would like to say this on the record, Mr. Jones, and Miss Pinkett. As far as your requests for the appropriation for the Board, which is the first time a separate appropriation has been proposed for the Board of Higher Education, certainly as one member of the committee, I think now that you are making a request that is very much in order. I say that to you frankly.

NO COMPENSATION FOR BOARD MEMBERS

You people are not paid as Board members, are you?

Miss PINKETT. Nothing at all.

Mr. NATCHER. You are not paid as Board members and as far as having some money for the Board of Higher Education, having an employee or two or three, or six—I believe your request is for six—as important as this matter is—I am just speaking for myself now and not for the other members—this is brand new. But certainly you need some help.

PROPOSED COST OF CAMPUS FOR COLLEGES

You know, Miss Pinkett and Mr. Jones, I remember not too long ago when they were talking in terms of a campus for the colleges of $200 million. I have always believed that you would make a much better start as far as the colleges are concerned, as far as accreditation is concerned, if you started a little slower. You know I don't think the District of Columbia can fund anything like this. Too much is on the District now.

Before we go into the matters concerning your employees and some other matters that I want to discuss with you, I am going to yield for general questions.

ACCREDITATION AFTER COLLEGES MERGE

Mr. MYERS. What does accreditation amount to now once you consolidate into the University of Washington D.C.? Do you have to go back and have the university reaccredited?

Miss PINKETT. FCC retains its accreditation and the Teachers College already has accreditation. If the two colleges or institutions merge, Middle States Accreditation Association would come in to take a look at the new single agency.

Mr. MYERS. Is that another 4-year process?

Miss PINKETT. No.

Mr. MYERS. Suppose you consolidated now, what would be the procedure?

Miss PINKETT. If we went into consolidation now, the young men and women who are graduating from District of Columbia Teachers College in June, and those who are in the third, second, and first years, would be enrolled in an institution that had no accreditation.

Mr. MYERS. Well, they are now.

Miss PINKETT. No; they are not. They are enrolled at District of Columbia Teachers College which has accreditation.

Mr. MYERS. The students enrolled in FCC are still——

Miss PINKETT. At FCC all of the students are in an institution that has no accreditation, but we couldn't merge the two institutions and have DCTC retain accreditation unless FCC were also accredited. Even then, there would have to be a careful look-see from the accreditation association, to determine if the merger had been done in such a way as to guarantee continued quality education.

Mr. MYERS. If you are already accredited, they won't worry about how you are merged?

Miss PINKETT. They will come in and take a look.

Mr. MYERS. I can't see the difference, why you have to wait.

Miss PINKETT. We feel, Mr. Myers, it is unfair to the young men and women who are enrolled in District of Columbia Teachers College which is an accredited college, to move them into a merged institution that isn't accredited.

Mr. MYERS. But the procedure would not change any, would it? As far as requesting accreditation?

Miss PINKETT. No, but the timing would. I have said earlier, FCC is not yet at the point where we are ready to ask the accreditation team to come in. It would be well into 1974 before we request a review of FCC. We expect to be able to send forth the self-study in August, hopefully, because the Board is going to review it in July, but we don't feel that we will be asking the accreditation team to come in immediately thereafter.

Mr. MCEWEN. You are saying if you merge a noncredited college, Federal City, with the accredited District of Columbia Teachers College, then the latter would lose it accreditation?

Miss PINKETT. Yes.

MERGED INSTITUTION MUST ALSO WIN ACCREDITATION

Mr. MCEWEN. If you got accreditation for Federal City College, then you would have both institutions accredited and if they were then merged into one, would there be any disruption of the accreditation?

Miss PINKETT. Yes, but it would just be a momentary thing. It would just be a look-see by a staff of about five people.

Mr. MCEWEN. In other words, the fact that both institutions were accredited would not pass that accreditation on to the merged institution, but in all probability you would get it very quickly?

Mr. JONES. They would get what is normally called reaccreditation.

Mr. MYERS. Automatic?

Miss PINKETT. It is not automatic if the merger hasn't been a clean-

out sort of thing. If in the merger you have reduced the curriculum offerings, or you have lowered your standards for the people who are teaching these courses.

Mr. MYERS. You have the same problem when you are already accredited if you do that. You aren't really changing the situation at all.

Miss PINKETT. They reserve the right to take a look at any new institution. A merger brings about a new institution.

Mr. MYERS. It is a whole new ball game once you merge?

Miss PINKETT. Yes, but it is a momentary thing. It is just a quick look-see.

Mr. MYERS. If you merged right now with D.C. Teachers College, then reaccreditation would be automatic, wouldn't it; it would require just a momentary look-see?

Miss PINKETT. No, sir.

Mr. MYERS. You are just expanding the university, making it larger.

Miss PINKETT. Expanding D. C. Teachers College?

Mr. MYERS. Yes.

Miss PINKETT. No, because D. C. Teachers College primarily focuses on teacher training. We are taking a smaller institution with a somewhat limited offering and goal and merging it with a larger institution with a broad liberal arts program. It wouldn't be a matter of a look-see, but a whole new self-study.

SELF-STUDY FOR FEDERAL CITY COLLEGE

Mr. MYERS. What is this self-study? Does that mean you appraise yourself?

Miss PINKETT. Yes, it is a document, developed by the faculty, the administration and, the Board, where you make a self-appraisal and have to persuade and guarantee the accreditation association that you are doing what you say you are doing and that you are achieving your objectives.

DELAY IN CONSOLIDATION OF TWO COLLEGES

Mr. MYERS. I certainly join my colleagues in trying to support the concept here, but it is not clear in my mind why you are waiting so long to consolidate.

Miss PINKETT. We felt it would be harmful to the people who are at D.C. Teachers College. They are the ones who would suffer.

Mr. MYERS. The other people are suffering now.

Miss PINKETT. The other people, when they enrolled in Federal City College, knew it was not accredited, and that it could not even be considered for accreditation until after the first 4 years, you see. This is not true at D.C. Teachers College.

STUDENT ENROLLMENT AT TWO COLLEGES

Mr. MYERS. How many students do you have now in the combined two colleges?

Miss PINKETT. 7,100 at FCC and 3,700 would be 10,800.

ORGANIZATION OF MERGED INSTITUTION

Mr. MYERS. Have you given any thought to having one president, and a chancellor at each school?

Miss PINKETT. We have looked very carefully at the Nelsen Commission recommendation, V–13, which is the first recommendation on public higher education. It suggests a structure. Our Board has what it thinks might be a better structure that follows just what you are saying: A chancellor; one commission or board of higher education for all three institutions. We do not feel that there should be three different trustee boards because we fear that the competition thus created would affect adversely the quality of the education.

Mr. MYERS. While you might not give the same advantages to the students by going this route, at least you would overcome the disadvantages today of the competition between the three, and you would also overcome somewhat the competition, or the ineffective operation by doing just what I am saying here, by having one president. At least he would have control over all three and be able to consolidate certain administrative functions such as purchasing.

Miss PINKETT. We didn't go so far as to say there would be one president.

Mr. MYERS. Why couldn't you?

Miss PINKETT. We just didn't. I am being honest with you. We probably could, but we did think that a chancellor, a person who was really on top of the total public higher education situation in this city, might be——

Mr. MYERS. You wouldn't be accomplishing a whole lot if you had both a chancellor and a president for each university. You wouldn't be accomplishing much.

PROJECTED 1980 ENROLLMENT

Miss PINKETT. We certainly didn't think that a jurisdiction, where the projection for students in higher education in the year 1980 in something in the area of 27,000 needs three colleges, three presidents, three boards of trustees. You know, there are many State universities that far exceed 27,000 in population now.

Mr. MYERS. We have 62,000 in Indiana.

ENDORSEMENT OF NELSEN COMMISSION PROPOSALS

Miss PINKETT. We were very much impressed by and endorsed fully, many of the Nelsen Commission's recommendations that call for uniformity among the various institutions. That will guarantee, I think, that there will be equitable treatment and we will be in a position to get better comparisons between the institutions.

USE OF CHANCELLORS IN MERGED INSTITUTION

Mr. MYERS. I am not trying to tell the Board how to run things because I haven't that authority, but has any thought been given, since you are now looking for a new permanent president, to the idea of using a chancellor for each institution and only one president?

Miss PINKETT. The present board is unanimously in favor of merging the two institutions. When we merge them we would have one president. So the man or woman we are now seeking would be the person that could be the president of the merged institution. But

until they were merged we would have two institutions and two presidents.

Mr. MYERS. I go back to my basic point. Why couldn't you have one president and still accomplish the same thing and avoid this conflict when you do merge of having to let one of the two presidents go?

Miss PINKETT. Well, I will be honest with you. We hadn't discussed that. I will have a board meeting tonight and I will be glad to share your idea with the board.

Mr. MYERS. We have done it in Indiana. We have regional campuses and we also have a combined unit of Indiana-Purdue in three locations. Indiana State University is on three different campuses. We have a chancellor in each of the outlying campuses and each is a different university entirely and even has a different name, but you have one president for the two or three.

Miss PINKETT. We know it is being done and quite successfully.

GROWTH OF FEDERAL CITY COLLEGE

Federal City College began to grow in times when it was difficult even for the traditional, stable, educational institutions of higher education in this country to survive. Turmoil and chaos prevailed across this country. And for a new institution to begin to grow in those times was most difficult. Some of us think it grew too fast. There have been differences of opinion among different members of the board. The majority vote always wins. Therefore, there were times when even I felt it would be unfair to merge Federal City College and District of Columbia Teachers College, over and beyond the accreditation situation because I thought that the problems of Federal City College were too numerous to merge the two institutions.

I don't feel that way now. I think that we will really have a good grasp on the problems. This has all come about, gentlemen, since mid-August and early September of last year.

Mr. MYERS. Thank you.

AVAILABILITY OF A. D. LITTLE STUDY REPORT

Mr. VEYSEY. I have just one comment. Is the Arthur D. Little survey you spoke about available now?

Mr. RUMSEY. Yes, sir.

Mr. VEYSEY. Has that been made available?

Miss PINKETT. We have to wait until it is formally released. It is being released now. We have been sent copies of it, the summary. We are discussing it, but haven't gone into lengthy discussion of it yet.

Mr. VEYSEY. I would be very interested in looking at that also.

Miss PINKETT. I am sure Mr. Rumsey will see that you get a copy.

Mr. VEYSEY. I would be interested in seeing if it does distinguish between structure and organizations in the institutions. I can understand their conclusion that there might be four or more types of educational functions to be performed, but I thought they might be somewhat different.

I was interested as you outlined the financial package which put this together and I can easily see how they could come to a conclusion to opt for additional units because each unit was putting in $25,000

or more, so the more the merrier. They were looking on down the line, Mr. Chairman.

Mr. RUMSEY. You have there the summary. That is not the large report.

BOARD ACTION ON INDICTED COLLEGE OFFICIALS

Mr. NATCHER. Mr. Jones and Miss Pinkett, what is the status of the individuals that we discussed with you briefly a few minutes ago that are now under indictment as far as the Federal City College is concerned? On the payroll?

Miss PINKETT. I think it would be fair for me to answer that since Mr. Jones is not on the Board.

Mr. NATCHER. What about that, Miss Pinkett?

Miss PINKETT. On Friday, the 27th of April, the Board of Higher Education directed Dr. Elgy Johnson, acting president of Federal City College, to put both of these gentlemen on administrative leave effective immediately. That was done by 5:30 p.m., April 27.

The Board, with the chief administrator, Dr. Johnson, has explored, in the meantime, what the options and alternatives to the Board are, and we are prepared, by Friday of this week, to take action on those options. Administrative leave does mean leave with pay.

Mr. NATCHER. It means leave with pay?

Miss PINKETT. Yes, sir; it does. We felt, and we still feel that our job as a board is to protect the best interests of the students, the institution, and the community and at the same time to recognize and observe the civil rights of an individual.

We know now what options are open to us. We have sought legal advice from Corporation Counsel and we are very much aware now of what we can do. We will take our next step within this week.

INVESTIGATIONS OF DISTRICT OF COLUMBIA TEACHERS COLLEGE

Mr. NATCHER. Now, Miss Pinkett, as you know, we have certain matters to discuss with Dr. Cooke and with you people generally when we have the District of Columbia Teachers College request before the committee. We have had certain investigations underway concerning the District of Columbia Teachers College. We also have a General Accounting Office report, I believe.

Has any matter from the District of Columbia Teachers College been referred to the Department of Justice?

Miss PINKETT. Not to my knowledge.

Mr. NATCHER. So far as you know, it is just with the General Accounting Office at this time; is that correct?

Mr. JONES. Up until the time I left the Board, that was correct, sir. In fact, the judgment of the auditors was there was no issue of the Department of Justice in either of those investigations.

Mr. NATCHER. I hope that remains to be the case, Mr. Jones, because we have had enough difficulty with the Federal City College.

We will take these matters up, of course, when Dr. Cooke appears concerning the District of Columbia Teachers College budget.

CLOSER REVIEW OF TEACHERS COLLEGE BY BOARD

As far as the District of Columbia Teachers College is concerned, is the Board now considering activities of the Teachers College?

Miss PINKETT. Absolutely.

Mr. NATCHER. The same as Federal City College?

Miss PINKETT. Yes, we consider both. We have, in the last 2 years, Mr. Natcher, requested and seen to it that at meetings and executive sessions both of the presidents are present. From April of 1972 to the present, we have concentrated on both colleges and directed the president to take a hard look at merging certain services for the two institutions.

PROPOSALS TO COORDINATE CERTAIN ACTIVITIES OF TWO COLLEGES

We think that their staffs came up with some excellent proposals and the Board has indicated its choice of those proposals. I don't want to steal their thunder, but we are willing to try them. We certainly think they have promise of rendering—I am not saying they will be any cheaper, but we do feel they will bring a better, a stronger service. Particularly is this true in the case at District of Columbia Teachers College, which doesn't begin to have the kind of administrative staff and help that FCC has. So we are pleased. They call it HEASA and the college presidents will tell you about it. It coordinates five or six various serious and important administrative support services.

Mr. NATCHER. I hope you are able to solve these problems concerning the Federal City College and the District of Columbia Teachers College.

SUCCESS OF HOWARD UNIVERSITY PRESIDENT

I serve on another subcommittee that makes recommendations for the Departments of Labor and Health, Education, and Welfare, and you will recall several years ago at Howard University we had serious problems.

But the present president at Howard University has been able to solve those problems and is doing a good job. He went out there with the thought in mind that he could do it, and I say to you frankly, he has done it.

I am hoping now that these problems can be solved.

SUGGESTION FOR MORE MODERATE COLLEGE CAMPUS

I know very little, if anything, about the operation of a college or a university, but one suggestion just from one member of the committee, Miss Pinkett—instead of a $200 million campus, let's start these colleges off the way they are supposed to be.

People get ideas that we have to have this mausoleum here and this mausoleum there, and they believe that is what it takes to make a college or a university. I know better than that.

I know that doesn't make a college or a university.

I think maybe in the beginning, maybe that was too much in the overall plan, to have a tremendous and large campus here in the city of Washington for these colleges.

I think if you start in the right way and correct all these deficiencies, and move along in the right way, I think you will be all right.

Budget Request for Board of Higher Education

Let's take up your request for $80,000 and six positions for the Board of Higher Education. Tell us, if you will, please, what is the source of the figures in the 1972 and 1973 column on page GB–1–2 of the justifications. Those two figures, as you know, are $40,800 and $60,500, and four positions. What have we here?

Mr. Jones. Those positions were financed out of Federal City College funds in the past.

Mr. Natcher. The positions were for the Board of Higher Education staff.

PRESENT STAFFING

Mr. Jones. An executive secretary, primarily, and usually the full-time help of one other person, some part-time help which came in and out as the needs arose, but it was totally inadequate to handle community requests for all kinds of information to handle the committee structure of the Board.

We got into some difficulties because we didn't have accurate minutes of what the committees were doing and it was also totally inadequate to service the Board members in terms of individual assignments that the Board members undertook and then found they couldn't produce because they didn't have the help.

Mr. Natcher. Thank you, Mr. Jones.

GRADE LEVELS OF NEW POSITIONS

What are the grades, titles, and salaries of the six positions requested at the present time?

Mr. Jones. I will have to go into my recollection on this. I think it is a grade 13, a grade 12, two 7's, a 5 and a 4, and one 9.

Mr. Natcher. Do you feel these six positions are necessary, and the grades and salaries you are requesting should be approved?

Mr. Jones. Yes, sir. I have personally taken a look at the job sheets, and as the Chair knows, at one time I had some experience in the personnel business as Chairman of the Civil Service Commission, and I think I have a fairly sharp pencil when it comes to looking at job sheets. I am not sure for the longer pull the Board isn't going to need some day a real chief of staff who can command a much higher salary.

At the moment, I think this is adequate, both in terms of classification level and in terms of staff.

Mr. Natcher. I agree with your statement, Mr. Jones.

DEATH OF FRANK D. REEVES

You both advised the committee of the death of Mr. Frank Reeves, who was the chairman of the Board. We were sorry to hear about his death. We believe he was making every effort to do the best he could in his assignment.

OTHER OPERATING EXPENSES

What about the $3,100 that you are requesting for other operating expenses? What does this consist of?

Mr. Jones. I will ask Mr. Brown to speak to this.

Mr. BROWN. $2,000 in other services, contractual services primarily for consultant assistance to the Board. Also, $400 for materials and supplies, and $500 for equipment.

CONSULTING SERVICES

Mr. JONES. The money for the consulting services—in the past, Mr. Chairman, it has largely been used in licensing other institutions. We have had no higher educational people with the proper qualifications. We have used one of the senior men at Gallaudet, for example, to make an examination of the programs of these organizations; most recently, for example, Antioch College came into the District of Columbia with two programs and could not proceed until they had been duly licensed by the Board of Higher Education.

NEW VICE CHAIRMAN OF BOARD

Miss PINKETT. You might be interested to know in the past 2 years the Board has looked carefully to see what skills and expertise it needed in its membership to perform the tasks that the Board has to come to grips with. We have lost Roger Jones, but we have gained in his place on the Board a gentleman who has headed a District agency, is a CPA, and has a master's degree in law, so——

Mr. NATCHER. Who is this?

Mr. JONES. Dr. William Porter. He is the new vice chairman of the Board.

Mr. NATCHER. Is he present with us today?

Mr. JONES. No, he's not here. We understood we couldn't bring our board. They were all interested in coming.

Mr. NATCHER. I was just interested in meeting him if he were present.

Mr. JONES. You have seen him before because he headed a District agency, the Public Utilities Commission.

I just wanted to point out to the committee that the Mayor has given consideration to the kinds of skills and expertise needed and has attempted, I think, to get people who bring broad community support with them. We are pleased with our new Board.

MEMBERSHIP OF BOARD OF HIGHER EDUCATION

Mr. NATCHER. At this point, if you would, please, place the names of the Board members in the record.

[The information follows:]

Board of Higher Education for the District of Columbia: Miss Peggy Cooper, Mr. Richard Fox, Mr. Stephen Hess, Dr. Eunice S. Newton, Dr. William Porter, Miss Dovey J. Roundtree, Mr. Henry Strong, Miss Flaxie M. Pinkett, vacancy.[1]

Mr. NATCHER. Now we are down to the request for six employees and $80,000 for the Board of Higher Education. Are there any questions?

[No response.]

Thank you very much. We appreciate your presentation.

[1] One vacancy exists due to the recent death of Frank D. Reeves.

TUESDAY, MAY 8, 1973.

FEDERAL CITY COLLEGE

WITNESSES

MISS FLAXIE PINKETT, CHAIRMAN, BOARD OF HIGHER EDUCATION
DR. ELGY S. JOHNSON, ACTING PRESIDENT
DR. RONALD WILLIAMS, VICE PRESIDENT FOR ACADEMIC AFFAIRS
JAMES BROWN, VICE PRESIDENT FOR FINANCE AND ADMINISTRATION
MARION THOMAS, DIRECTOR OF SITE PLANNING
JOHN GREEN, DIRECTOR OF FINANCE
MILFORD VAUGHN, DEPUTY DIRECTOR OF FINANCE
THOMAS WATERS, DIRECTOR OF THE BUDGET
WALTER C. KELLY, SPECIAL ASSISTANT TO THE DEPUTY DIRECTOR, DEPARTMENT OF GENERAL SERVICES

Mr. NATCHER. We take up at this time the Federal City College, where the amount requested is $19,804,100, and 974 positions for 1974. This represents an increase of $831,300, and 13 additional positions. We will insert the justification material in the record at this point.

[The justification material follows:]

DISTRICT OF COLUMBIA GOVERNMENT		SCHEDULE 1		
AGENCY: FEDERAL CITY COLLEGE	CATEGORY:	SUBCATEGORY:	BUDGET UNIT:	CODE: GC

FINANCIAL SUMMARY

Resource Category	Description		Past Year FY 1972 Obligations	Current Year FY 1973 Allotment	Budget Year FY 1974 Adjusted Base	Budget Year FY 1974 Increase	Budget Year FY 1974 Request	Recommended
OPERATING	D.C. FUNDS		17,166.7	20,609.6	18,972.8	...	18,972.8	...
	REVENUE SHARING FUNDS		...	...	...	831.3	831.3	...
	FEDERAL GRANTS		7,253.3	6,290.3	5,782.4	1,853.9	7,636.3	...
	OTHER		94.9	239.5	221.3	...	221.3	...
	REIMBURSEMENTS	District (non add)	...	...	...	...	...	...
		Non-District	...	...	...	...	...	...
	Total Operating		24,514.9	27,139.4	24,976.5	2,685.2	27,661.7	...
CAPITAL IMPROVEMENTS	D.C. FUNDS		...	550.0			5,093.0	...
	REVENUE SHARING FUNDS		...	...			...	...
	FEDERAL GRANTS		...	...			...	...
	Total Capital Improvements		...	550.0			5,093.0	...

MANPOWER SUMMARY

D.C. POSITIONS	AUTHORIZED PERMANENT	...	...	...	...	...	...
	• Full Time	968	963	961	13	974	...
	• Part Time	...	...	...	...	...	...
	TEMPORARY	27	3	...	...	...	...
REVENUE SHARING POSITIONS		...	...	...	...	...	...
GRANT POSITIONS		848	714	677	104	781	...
REIMBURSABLE POSITIONS		...	...	...	...	...	...
GRAND TOTAL		1,843	1,680	1,638	117	1,755	...

Revised 10/72

DISTRICT OF COLUMBIA GOVERNMENT	SCHEDULE 2
AGENCY: FEDERAL CITY COLLEGE	

DETAIL OF D.C. POSITIONS AND FUNDS

Description			Past Year Fy 19 72 Obligations	Current Year FY 19 73 Allotment	Budget Year– FY 19 74 Adjusted Base	Budget Year– FY 19 74 Increase	Budget Year– FY 19 74 Request	Recommended
POSITIONS	POSITIONS AVAILABLE		968	963	961	13	974	
	POSITIONS FUNDED		713	923	922	13	935	
	POSITION LAPSE (percent)		26.3	4.1	4.0	...	4.0	
D.C. FUNDS	Operating	GENERAL	17,166.7	20,609.6	18,972.8	...	18,972.8	
		REVENUE SHARING	...	...	...	831.3	831.3	
		TOTAL OPERATING	17,166.7	20,609.6	18,972.8	831.3	19,804.1	
	Capital Improvements	GENERAL	...	550.0			5,093.0	
		TOTAL CAPITAL	...	550.0			5,093.0	
	TOTAL D.C. FUNDS		17,166.7	21,159.6	...	...	24,897.1	

DISTRICT OF COLUMBIA GOVERNMENT			SCHEDULE 3	
AGENCY: FEDERAL CITY COLLEGE	CATEGORY: TOTAL RESOURCES	CODE: GC	FUNDING SOURCE:	Continuation Sheet Page Of

OBJECT CLASS SUMMARY–OPERATING FUNDS

Object Classes		Past Year FY 1972 Obligations	Current Year FY 1973 Allotment	Budget Year FY 1974			Recommended
Expense Category	Title			Adjusted Base	Increase	Request	
PERSONAL SERVICES	PERMANENT POSITIONS AVAILABLE (non-add)	13,026.6	13,454.0	13,328.3	221.1	13,328.3	
	PERMANENT POSITIONS FUNDED	9,589.8	12,906.0	12,800.1	220.4	13,020.5	
	OTHER THAN PERMANENT POSITIONS FUNDED	3,279.1	2,910.1	2,412.4	1,023.9	3,436.3	
	OTHER PERSONNEL COMPENSATION	170.8	107.2	107.2	...	107.2	
	• Night Work Differential	(2.2)	(3.0)	(3.0)	...	(3.0)	
	• Holiday Pay	...	(1.0)	(1.0)	...	(1.0)	
	• Overtime Pay	(115.1)	(54.7)	(54.7)	...	(54.7)	
	• Standby	...	...	...	...	...	
	• Terminal Leave	(53.5)	(48.5)	(48.5)	...	(48.5)	
	•						
	TOTAL PERSONNEL COMPENSATION	13,039.7	15,923.3	15,319.7	1,244.3	16,564.0	
	PERSONNEL BENEFITS: civilian employees	2,280.4	2,081.0	2,081.5	88.2	2,169.7	
	BENEFITS FOR FORMER PERSONNEL	...	...	...	...	...	
	Total Personal Services	15,320.1	18,004.3	17,401.2	1,332.5	18,733.7	
OTHER OPERATING	TRAVEL AND TRANSPORTATION OF PERSONS	133.7	134.1	110.2	1.8	112.0	
	TRANSPORTATION OF THINGS	43.5	29.8	29.8	8.2	38.0	
	RENT, COMMUNICATIONS AND UTILITIES	2,158.6	2,163.0	828.8	9.8	838.6	
	PRINTING AND REPRODUCTION	174.3	136.2	134.1	23.0	157.1	
	OTHER SERVICES	2,114.2	2,626.6	2,604.6	176.6	2,781.2	
	SUPPLIES AND MATERIALS	519.2	539.6	483.6	182.7	666.3	
	EQUIPMENT TO BE CAPITALIZED	9.7	...	...	...	...	
	EQUIPMENT NOT TO BE CAPITALIZED	859.1	578.3	579.3	488.8	1,068.1	
	GRANTS AND SUBSIDIES	3,181.5	2,926.5	2,803.9	461.8	3,265.7	
	INSURANCE CLAIMS AND INDEMNITIES	...	...	...	...	...	
	REFUNDS	...	...	...	...	...	
	ADMINISTRATIVE ALLOWANCE	1.0	1.0	1.0	...	1.0	
	Total Other Operating	9,194.8	9,135.1	7,575.3	1,352.7	8,928.0	
	TOTAL OPERATING	24,514.9	27,139.4	24,976.5	2,685.2	27,661.7	

DISTRICT OF COLUMBIA GOVERNMENT

SCHEDULE 3

AGENCY: FEDERAL CITY COLLEGE | CATEGORY: | CODE: GC | FUNDING SOURCE: D.C. FUNDS | Continuation Sheet Page Of

OBJECT CLASS SUMMARY–OPERATING FUNDS

Object Classes		Past Year FY 1972 Obligations	Current Year FY 1973 Allotment	Budget Year FY 1974			Recommended
Expense Category	Title			Adjusted Base	Increase	Request	
PERSONAL SERVICES	PERMANENT POSITIONS AVAILABLE (non-add)	13,026.6	13,454.0	13,328.3		13,328.3	
	PERMANENT POSITIONS FUNDED	9,589.8	12,906.0	12,800.1		12,800.1	
	OTHER THAN PERMANENT POSITIONS FUNDED	472.4	313.3	145.5		145.5	
	OTHER PERSONNEL COMPENSATION	170.8	107.2	107.2		107.2	
	• Night Work Differential	(2.2)	(3.0)	(3.0)		(3.0)	
	• Holiday Pay	...	(1.0)	(1.0)		(1.0)	
	• Overtime Pay	(115.1)	(54.7)	(54.7)		(54.7)	
	• Standby	...	...	...		...	
	• Terminal Leave	(53.5)	(48.5)	(48.5		(48.5)	
	•						
	TOTAL PERSONNEL COMPENSATION	10,233.0	13,326.5	13,052.8		13,052.8	
	PERSONNEL BENEFITS: civilian employees	1,347.6	1,618.2	1,713.0		1,713.0	
	BENEFITS FOR FORMER PERSONNEL	...	...	...		...	
	Total Personal Services	11,580.6	14,944.7	14,765.8		14,765.8	
OTHER OPERATING	TRAVEL AND TRANSPORTATION OF PERSONS	21.0	19.1	19.1		19.1	
	TRANSPORTATION OF THINGS	42.1	28.0	28.0		28.0	
	RENT, COMMUNICATIONS AND UTILITIES	2,136.3	2,098.1	780.4		780.4	
	PRINTING AND REPRODUCTION	131.7	103.0	103.0		103.0	
	OTHER SERVICES	1,543.0	1,749.7	1,749.5		1,749.5	
	SUPPLIES AND MATERIALS	356.5	392.6	342.6		342.6	
	EQUIPMENT TO BE CAPITALIZED	9.7	...	...		...	
	EQUIPMENT NOT TO BE CAPITALIZED	595.0	515.4	515.4		515.4	
	GRANTS AND SUBSIDIES	749.8	758.0	668.0		668.0	
	INSURANCE CLAIMS AND INDEMNITIES	...	...	...		...	
	REFUNDS	...	...	...		...	
	ADMINISTRATIVE ALLOWANCE	1.0	1.0	1.0		1.0	
	Total Other Operating	5,586.1	5,664.9	4,207.0		4,207.0	
	TOTAL OPERATING	17,166.7	20,609.6	18,972.8		18,972.8	

DISTRICT OF COLUMBIA GOVERNMENT				SCHEDULE 3
AGENCY: FEDERAL CITY COLLEGE	CATEGORY:	CODE: GC	FUNDING SOURCE: REVENUE SHARING	Continuation Sheet Page Of

OBJECT CLASS SUMMARY–OPERATING FUNDS

Object Classes		Past Year FY 1972 Obligations	Current Year FY 1973 Allotment	Budget Year FY 1974			Recommended
Expense Category	Title			Adjusted Base	Increase	Request	
PERSONAL SERVICES	PERMANENT POSITIONS AVAILABLE (non-add)	...	...		221.1	221.1	
	PERMANENT POSITIONS FUNDED	...	...		220.4	220.4	
	OTHER THAN PERMANENT POSITIONS FUNDED	...	...		...	...	
	OTHER PERSONNEL COMPENSATION	...	...		...	...	
	• Night Work Differential	...	...		...	...	
	• Holiday Pay	...	...		...	...	
	• Overtime Pay	...	...		...	...	
	• Standby						
	• Terminal Leave						
	•						
	TOTAL PERSONNEL COMPENSATION	...	...		220.4	220.4	
	PERSONNEL BENEFITS: civilian employees	...	...		14.7	14.7	
	BENEFITS FOR FORMER PERSONNEL	...	...		...	...	
	Total Personal Services	...	...		235.1	235.1	
OTHER OPERATING	TRAVEL AND TRANSPORTATION OF PERSONS	...	...		.8	.8	
	TRANSPORTATION OF THINGS	...	...		...	...	
	RENT, COMMUNICATIONS AND UTILITIES	...	...		...	...	
	PRINTING AND REPRODUCTION	...	...		...	...	
	OTHER SERVICES	...	...		159.0	159.0	
	SUPPLIES AND MATERIALS	...	...		8.4	8.4	
	EQUIPMENT TO BE CAPITALIZED	...	...		...	...	
	EQUIPMENT NOT TO BE CAPITALIZED	...	...		428.0	428.0	
	GRANTS AND SUBSIDIES	...	...		...	...	
	INSURANCE CLAIMS AND INDEMNITIES	...	...		...	...	
	REFUNDS	...	...		...	...	
	Total Other Operating	...	...		596.2	596.2	
	TOTAL OPERATING	...	...		831.3	831.3	

DISTRICT OF COLUMBIA GOVERNMENT			SCHEDULE 3	
AGENCY: FEDERAL CITY COLLEGE	CATEGORY:	CODE:	FUNDING SOURCE: FEDERAL GRANTS	Continuation Sheet Page Of

OBJECT CLASS SUMMARY–OPERATING FUNDS

Object Classes		Past Year FY 1972 Obligations	Current Year FY 1973 Allotment	Budget Year FY 1974			Recommended
Expense Category	Title			Adjusted Base	Increase	Request	
PERSONAL SERVICES	PERMANENT POSITIONS AVAILABLE (non-add)	...	...	...	...	...	
	PERMANENT POSITIONS FUNDED	...	...	...	...	...	
	OTHER THAN PERMANENT POSITIONS FUNDED	2,806.7	2,596.8	2,266.9	1,023.9	3,290.8	
	OTHER PERSONNEL COMPENSATION	...	...	...	...	...	
	• Night Work Differential	...	...	...	...	...	
	• Holiday Pay	...	...	...	...	...	
	• Overtime Pay	...	...	...	...	...	
	• Standby	...	...	...	...	...	
	• Terminal Leave	...	...	...	...	...	
	•						
	TOTAL PERSONNEL COMPENSATION	2,806.7	2,596.8	2,266.9	1,023.9	3,290.8	
	PERSONNEL BENEFITS: civilian employees	932.8	462.8	368.5	73.5	442.0	
	BENEFITS FOR FORMER PERSONNEL	...	...	...	...	...	
	Total Personal Services	3,739.5	3,059.6	2,635.4	1,097.4	3,732.8	
OTHER OPERATING	TRAVEL AND TRANSPORTATION OF PERSONS	102.5	104.3	80.4	1.0	81.4	
	TRANSPORTATION OF THINGS	1.4	1.8	1.8	8.2	10.0	
	RENT, COMMUNICATIONS AND UTILITIES	14.7	56.9	40.4	9.8	50.2	
	PRINTING AND REPRODUCTION	40.2	30.7	28.6	23.0	51.6	
	OTHER SERVICES	498.7	667.9	661.1	17.6	678.7	
	SUPPLIES AND MATERIALS	160.9	145.0	139.0	174.3	313.3	
	EQUIPMENT TO BE CAPITALIZED	...	...	...	...	...	
	EQUIPMENT NOT TO BE CAPITALIZED	263.7	62.5	63.5	60.8	124.3	
	GRANTS AND SUBSIDIES	2,431.7	2,161.6	2,132.2	461.8	2,594.0	
	INSURANCE CLAIMS AND INDEMNITIES	...	...	...	...	...	
	REFUNDS	...	...	...	...	...	
	Total Other Operating	3,513.8	3,230.7	3,147.0	756.5	3,903.5	
	TOTAL OPERATING	7,253.3	6,290.3	5,782.4	1,853.9	7,636.3	

DISTRICT OF COLUMBIA GOVERNMENT			SCHEDULE 3	
AGENCY: FEDERAL CITY COLLEGE	CATEGORY:	CODE: GC	FUNDING SOURCE: OTHER	Continuation Sheet Page Of

OBJECT CLASS SUMMARY–OPERATING FUNDS

Object Classes		Past Year FY 1972 Obligations	Current Year FY 1973 Allotment	Budget Year FY 1974			Recommended
Expense Category	Title			Adjusted Base	Increase	Request	
PERSONAL SERVICES	PERMANENT POSITIONS AVAILABLE (non-add)	...	...	...		...	
	PERMANENT POSITIONS FUNDED	...	...	...		...	
	OTHER THAN PERMANENT POSITIONS FUNDED	...	...	...		...	
	OTHER PERSONNEL COMPENSATION	...	...	...		...	
	• Night Work Differential	...	...	...		...	
	• Holiday Pay	...	...	...		...	
	• Overtime Pay	...	...	...		...	
	• Standby	...	...	...		...	
	• Terminal Leave	...	...	...		...	
	•						
	TOTAL PERSONNEL COMPENSATION	...	...	...		...	
	PERSONNEL BENEFITS: civilian employees	...	...	...		...	
	BENEFITS FOR FORMER PERSONNEL	...	...	...		...	
	Total Personal Services	...	...	...		...	
OTHER OPERATING	TRAVEL AND TRANSPORTATION OF PERSONS	10.2	10.7	10.7		10.7	
	TRANSPORTATION OF THINGS						
	RENT, COMMUNICATIONS AND UTILITIES	7.6	8.0	8.0		8.0	
	PRINTING AND REPRODUCTION	2.4	2.5	2.5		2.5	
	OTHER SERVICES	72.5	209.0	194.0		194.0	
	SUPPLIES AND MATERIALS	1.8	2.0	2.0		2.0	
	EQUIPMENT TO BE CAPITALIZED	...	...	...		...	
	EQUIPMENT NOT TO BE CAPITALIZED	.4	.4	.4		.4	
	GRANTS AND SUBSIDIES	...	6.9	3.7		3.7	
	INSURANCE CLAIMS AND INDEMNITIES	...	...	...		...	
	REFUNDS	....	...	...		...	
	Total Other Operating	94.9	239.5	221.3		221.3	
	TOTAL OPERATING	94.9	239.5	221.3		221.3	

DISTRICT OF COLUMBIA GOVERNMENT			SCHEDULE 4	
AGENCY: FEDERAL CITY COLLEGE	CATEGORY:	SUBCATEGORY:	CODE: GC	Continuation Sheet Page 01

DISTRIBUTION BY BUDGET COMPONENT AND FUNDING SOURCE

Code		Past Year FY 19 72 Obligations	Current Year FY 19 73 Allotment	Budget Year FY 19 74 Adjusted Base	Budget Year FY 19 74 Increase	Budget Year FY 19 74 Request	Recommended
	D.C. FUNDS						
100	Instruction	7,530.9	9,605.3	9,497.2	...	9,497.2	
300	Public Service	280.0	280.0	280.0	...	280.0	
400	Academic Support	1,819.4	2,160.3	2,372.0	...	2,372.0	
500	Student Services	1,869.6	2,895.3	2,287.5	...	2,287.5	
600	Institutional Support	5,666.8	5,668.7	4,536.1	...	4,536.1	
	SUB-TOTAL	17,166.7	20,609.6	18,973.8	...	18,972.8	
	REVENUE SHARING FUNDS						
100	Instruction	...	...	...	261.3	261.3	
400	Academic Support	...	...	...	420.0	420.0	
600	Institutional Support	...	...	...	150.0	150.0	
	SUB-TOTAL	...	...	...	831.3	831.3	
	FEDERAL GRANTS						
100	Instruction	2,665.4	2,700.4	2,700.4	1,476.8	4,177.2	
200	Organized Research	204.6	23.7	23.7		23.7	
300	Public Service	2,434.8	1,949.3	1,441.4	48.0	1,489.4	
400	Academic Support	14.9	...	...	...	...	
500	Student Services	1,933.6	1,616.9	1,616.9	329.1	1,946.0	
	SUB-TOTAL	7,253.3	6,290.3	5,782.4	1,853.9	7,636.3	
	OTHER						
300	Public Service	3.7	21.2	6.2	...	6.2	
500	Student Services	91.2	218.3	215.1	...	215.1	
	SUB-TOTAL	94.9	239.5	221.3	...	221.3	

DISTRICT OF COLUMBIA GOVERNMENT			SCHEDULE 4	
AGENCY: FEDERAL CITY COLLEGE	CATEGORY:	SUBCATEGORY:	CODE: GC	Continuation Sheet Page Of

DISTRIBUTION BY BUDGET COMPONENT AND FUNDING SOURCE

Code		Past Year FY 1972 Obligations	Current Year FY 1973 Allotment	Budget Year FY 1974 Adjusted Base	Budget Year FY 1974 Increase	Budget Year FY 1974 Request	Recommended
	TOTAL RESOURCES						
	D. C. Funds	17,166.7	20,609.6	18,972.8	...	18,972.8	
	Revenue Sharing Funds	...	...	...	831.3	831.3	
	Federal Grants	7,253.3	6,290.3	5,782.4	1,853.9	7,636.3	
	Other	94.9	239.5	221.3	...	221.3	
	TOTAL, OPERATING	24,514.9	27,139.4	24,976.5	2,685.2	27,661.7	

DISTRICT OF COLUMBIA GOVERNMENT			SCHEDULE 5		
AGENCY: FEDERAL CITY COLLEGE	CATEGORY:	SUBCATEGORY:	BUDGET UNIT:	CODE: GC	Continuation Sheet Page Of

DISTRIBUTION OF INCREASES–D.C. OPERATING FUNDS

Class/Item	D.C. Fund	Pos.	Amounts			Annualization	Full Year Amount	Recommended
			Personal Services	Other Operating	Total			
D.C. Funding:								
Workload	G	8						
New Programs	G	3						
Improved Programs	G	2						
TOTAL D.C. FUNDING		13						
Revenue Sharing Funding:								
Staffing and Maintenance				570.0	570.0		570.0	
Improved Programs		...	235.1	26.2	261.3	1.0	262.3	
TOTAL REVENUE SHARING FUNDING		...	235.1	596.2	831.3	1.0	832.3	
TOTAL D.C. OPERATING FUNDS		13	235.1	596.2	831.3	1.0	832.3	

DISTRICT OF COLUMBIA GOVERNMENT

SCHEDULE 6

AGENCY: FEDERAL CITY COLLEGE

Continuation Sheet Page 01

SUMMARY OF BUDGET ADJUSTMENTS–D.C. FUNDS

Budget Structure		Current Year FY 1973	Non-Recurring	Inter-Agency	Redirections		Other Adjustments	Net Change	Budget Year FY 1974
Code	Components	Allotment	Decreases	Transfers	From (–)	To (+)			Adjusted Base
	AMOUNT								
100	Instruction	9,605.3	...	...	...	+137.2	-245.3	-108.1	9,497.2
200	Organized Research	...	...	...	...	...	...	...	...
300	Public Service	280.0	...	...	...	....	...	...	280.0
400	Academic Support	2,160.3	...	...	-42.6	+348.6	-94.3	+211.7	2,372.0
500	Student Services	2,895.3	...	...	-500.0	+1.7	-109.5 1/	-607.8	2,287.5
600	Institutional Support	5,668.7	...	-1,100.5	-329.5	+384.6	-87.2	-1,132.6	4,536.1
		20,609.6	...	-1,100.5	-872.1	-872.1	-536.3	-1,636.8	18,972.8
	POSITIONS								
100	Instruction	525	...	...	...	+25	...	+25	550
200	Organized Research	...	...	...	...	...	...	...	...
300	Public Service	...	...	...	...	...	...	...	...
400	Academic Support	130	...	...	-22	+24	...	+2	132

1/ Includes $19.5 transferred to the Board of Higher Education

DISTRICT OF COLUMBIA GOVERNMENT	SCHEDULE 6
AGENCY: FEDERAL CITY COLLEGE	Continuation Sheet Page Of

SUMMARY OF BUDGET ADJUSTMENTS–D.C. FUNDS

Budget Structure		Current Year FY 1973 Allotment	Non-Recurring Decreases	Inter-Agency Transfers	Redirections		Other Adjustments	Net Change	Budget Year FY 19 74 Adjusted Base
Code	Components				From (–)	To (+)			
	POSITIONS								
500	Student Services	176	...	...	-41	...	-2 1/	-43	133
600	Institutional Support	132	...	...	-3	+17	...	+14	146
		963	...	...	-66	+66	-2	-2	961

1/ Two positions transferred to the Board of Higher Education

DISTRICT OF COLUMBIA GOVERNMENT	SCHEDULE 6A
AGENCY: FEDERAL CITY COLLEGE	Continuation Sheet Page Of

JUSTIFICATION OF BUDGET ADJUSTMENTS

Budget Structure		Type	Explanation
Code	Justification Level Components		

The justification of budget adjustments was derived after a comprehensive analysis which follows:

1. Redistribution of resources to meet the requirements of reorganization of functional assignments.

2. Redistribution of resources to meet the requirement of the latest approved reorganization of organizational elements and redefinition of functional assignments.

3. Examination of the Base Budget to identify low priority, inefficient and/or ineffective programs and to reallocate resources to support other high priority programs.

4. Identification of unfunded mandatory cost and high-priority requirements for new or improved programs which must be supported by redirection of resources.

5. Transfer of funds for rental of newly acquired buildings to DGS.

6. Establishment of a list of uncontrollable costs which cannot be supported by redirection but which are critically necessary to sustain the college operations in FY-1974 at the FY-1973 level.

DISTRICT OF COLUMBIA GOVERNMENT	SCHEDULE 10
AGENCY: FEDERAL CITY COLLEGE	Continuation Sheet Page Of

LANGUAGE ITEM SHEETS

Appropriation Item

Provided, that the certification of the President of the Federal City College shall be sufficient voucher for the expenditure of $1,000 of this appropriation for such purposes as he may deem necessary.

Justification

The proposed language will allow the President of Federal City College unaudited expenditures in support of activities of the College, including functions for dignitaries of the academic and professional communities.

DISTRICT OF COLUMBIA GOVERNMENT			SCHEDULE 5		
AGENCY: FEDERAL CITY COLLEGE	CATEGORY: INSTRUCTION	SUBCATEGORY:	BUDGET UNIT:	CODE: 100	Continuation Sheet Page Of

DISTRIBUTION OF INCREASES—D.C. OPERATING FUNDS

Class/Item	D.C. Fund	Pos.	Amounts			Annualization	Full Year Amount	Recommended
			Personal Services	Other Operating	Total			
D.C. FUNDING:								
NEW PROGRAMS:								
LABOR STUDIES CENTER:								
V - Director	G	1*						
VI- Associate Director	G	1*						
Associate Professor	G	1*						
TOTAL, D.C. Funding	G	3						
REVENUE SHARING FUNDING:								
IMPROVED PROGRAMS:								
Faculty for Summer Session			204.0		204.0		204.0	
SCIENCE VAN:								
1X - Project Director		1	18.8		18.8	.5	19.3	
X1- Assistant Project Director		1	12.3		12.3	.5	12.8	
Travel			...	.8	.8	...	.8	
Consultant Fees			...	2.5	2.5	...	2.5	
In-Service Training			...	.2	.2	...	.2	
Repairs and Maintenance			...	4.2	4.2	...	4.2	
Conference Dues			...	.1	.1	...	.1	
Services Performed by other			...	2.0	2.0	...	2.0	
Multimedia Supplies			...	3.4	3.4	...	3.4	
Laboratory Experimental Materials			...	5.0	5.0	...	5.0	
Equipment Laboratory			...	8.0	8.0	...	8.0	
TOTAL, SCIENCE VAN			31.1	26.2	57.3	1.0	58.3	
TOTAL, REVENUE SHARING		2	235.1	26.2	261.3	1.0	262.3	
TOTAL, D.C. OPERATING FUNDS		5	235.1	26.2	261.3	1.0	262.3	

*Approved in FY1973 Budget as Temporary Positions.

DISTRICT OF COLUMBIA GOVERNMENT			SCHEDULE 5			
AGENCY: FEDERAL CITY COLLEGE	CATEGORY: ACADEMIC SUPPORT	SUBCATEGORY:	BUDGET UNIT:	CODE: 400	Continuation Sheet Page Of	

DISTRICT OF COLUMBIA OPERATING FUNDS

Class/Item	D.C. Fund	Pos.	Amounts			Annualization	Full Year Amount	Recommended
			Personal Services	Other Operating	Total			
Revenue Sharing Funding:								
Staffing and Maintenance Equipment				420.0	420.0		420.0	

DISTRICT OF COLUMBIA GOVERNMENT		SCHEDULE 5			
AGENCY: FEDERAL CITY COLLEGE	CATEGORY: INSTITUTIONAL SUPPORT	SUBCATEGORY:	BUDGET UNIT:	CODE: 600	Continuation Sheet Page Of

DISTRIBUTION OF INCREASES–D.C. OPERATING FUNDS

Class/Item	D.C. Fund	Pos.	Amounts			Annualization	Full Year Amount	Recommended
			Personal Services	Other Operating	Total			
D.C. Funding:								
Workload								
WG-5 Warehouseman	G	2						
WG-5 Warehouseman	G	2						
GS-3 Office Machine Operator	G	2						
GS-3 Clerk	G	2						
TOTAL D.C. FUNDING		8						
Revenue Sharing Funding:								
Staffing and Maintenance								
Security and Maintenance for two additional buildings acquired in FY-1973				150.0	150.0		150.0	
TOTAL D.C. OPERATING FUNDS		8		150.0	150.0		150.0	

DISTRICT OF COLUMBIA GOVERNMENT	SCHEDULE C
AGENCY: FEDERAL CITY COLLEGE	Continuation Sheet Page 1 Of 20

FEDERAL GRANT ASSISTANCE

Symbol	Budget Structure Code	Grant Title / Agency Allocation / Object Class Allocation	Initial Award	Source	Obligations FY 1972 Actual	Obligations FY 1973 Estimates	Obligations FY 1974 Estimates	Purpose
	Instruction--General Academic							
213	110	Int. of Pol. Sci. Into D.C. High Schools	FY '72-37.6	HEW	-	-	-	To provide integration of political science into the curriculum of Wash. D.C.
		General Academic			5.1	-	-	High Schools;
		1. Personal Services			-	-	-	
		2. Supplies & Equipment			.1	-	-	
		Contractual Services			2.0	-	-	
		Other			3.0	-	-	
214	110	Cooperative College School	FY'72 - 31.3	NSF	-	-	-	To provide a program to aid D.C. science
		General Academic			30.0			teachers;
		1. Personal Services			10.0	-	-	
		2. Supplies & Equipment			18.3	-	-	
		Contractual Services			1.4	-	-	
		Other			.3	-	-	
216	110	Improvement of Nursing Educ.	FY'72 175.2	HEW	-	-	-	To improve the nursing education
		General Academic			199.4	179.8	219.5	program;
		1. Personal Services			124.0	124.4	159.4	
		2. Supplies & Equipment			5.3	6.4	6.4	
		Contractual Services			1.4	32.5	32.5	
		Other			68.7	16.5	21.2	
223	110	Special Service for Disadvantaged Students	FY'72-160.0	HEW	-	-	-	To develop and administer counseling, tutorial and referral services for FCC
		General Academic			256.1	140.0	200.0	students;
		1. Personal Services			169.1	99.0	150.0	
		2. Supplies & Equipment			12.4	2.0	2.5	
		Contractual Services			68.1	25.0	25.0	
		Other			6.5	14.0	22.5	
235	110	Mobile Lab Project	FY'72-134.7	NSF	-	-	-	To support a science mobile laboratory
		General Academic			66.5	-	-	project;
		1. Personal Services			69.2	-	-	
		2. Supplies & Equipment			2.2	-	-	
		Contractual Services			.3	-	-	
		Other			(5.2)	-	-	

DISTRICT OF COLUMBIA GOVERNMENT	SCHEDULE C
AGENCY: FEDERAL CITY COLLEGE	Continuation Sheet Page 2 Of 20

FEDERAL GRANT ASSISTANCE

Symbol	Budget Structure Code	Grant Title / Agency Allocation / Object Class Allocation	Initial Award	Source	Obligations FY 1972 Actual	Obligations FY 1973 Estimates	Obligations FY 1974 Estimates	Purpose
		Instruction General Academic						
238	110	Communication Disorders	FY'72-14.7	HEW	-	-	-	To provide assistance in the areas of
		General Academic			13.6	-	-	speech and hearing;
		1. Personal Services			1.1	-	-	
		2. Supplies & Equipment			.4	-	-	
		Contractual Services			1.8	-	-	
		Other			10.3	-	-	
239	110	Train. of Speech & Hearing Personnel	FY'72-56.1	HEW	-	-	-	To train students in the graduate speech and hearing programs;
		General Academic			36.7	73.1	89.4	
		1. Personal Services			8.2	28.5	40.0	
		2. Supplies & Equipment			23.1	.1	.3	
		Contractual Services			2.0	.7	1.0	
		Other			3.4	43.8	48.1	
246	110	Early Childhood Learning Center	FY'72-17.8	HEW	-	-	-	To Provide education for young handicapped children;
		General Academic			11.3	-	-	
		1. Personal Services			1.7	-	-	
		2. Supplies & Equipment			1.7	-	-	
		Contractual Services			7.9	-	-	
250	110	Project Spare	FY'72 -5.0	LABOR	-	-		To provide supervision for the Spare
		General Academic			5.0	5.0	-	Project;
		1. Personal Services			-	-	-	
		2. Contractual Services			5.0	5.0	-	
260	110	Sensory Disorders	FY'72-31.6	D.C.Schools	-	-	-	To conduct an institute to train teachers
		General Academic			31.5	-	-	in the handling of blind students and,
		1. Personel Services			6.7	-	-	those with impaired hearing;

DISTRICT OF COLUMBIA GOVERNMENT	SCHEDULE C
AGENCY: FEDERAL CITY COLLEGE	Continuation Sheet Page 3 Of 20

FEDERAL GRANT ASSISTANCE

Symbol	Budget Structure Code	Grant Title Agency Allocation Object Class Allocation	Initial Award	Source	Obligations FY 1972 Actual	Obligations FY 1973 Estimates	Obligations FY 1974 Estimates	Purpose
		Instruction--General Academic (Cont'd)						
260	110	2. Supplies & Equipment			.6	-	-	
		Contractual Services			7.3	-	-	
		Other			16.9	-	-	
273	110	Handicapped Children Early Education Program	FY'73-110.0	HEW	-	-	-	To provide instruction in the handling of handicapped children;
		General Academic			-	110.0	140.0	
		1. Personal Services			-	-	-	
		2. Contractual Services			-	110.0	140.0	
		TOTAL, GENERAL ACADEMIC			655.2	507.9	648.9	

DISTRICT OF COLUMBIA GOVERNMENT	SCHEDULE C
AGENCY: FEDERAL CITY COLLEGE	Continuation Sheet Page 4 Of 20

FEDERAL GRANT ASSISTANCE

Symbol	Budget Structure Code	Grant Title / Agency Allocation / Object Class Allocation	Initial Award	Source	Obligations FY 19 72 Actual	Obligations FY 19 73 Estimates	Obligations FY 19 74 Estimates	Purpose
		Instruction:						
120	130	Internship & Urban Higher Education	FY'72-11.6	HEW	-	-	-	To provide a laboratory for the development of programs to specifically
		Extension Instruction			53.5	-	-	trained future teachers and administrators;
		1. Personal Services			28.3	-	-	
		2. Supplies & Equipment			.2	-	-	
		Other			25.0	-	-	
241	130	Upward Mobility Training Program	FY'72-18.6	HEW	-	-	-	To plan the satellite program;
		Extension Instruction			18.6	-	-	
		1. Personal Services			-	-	-	
		2. Contractual Services			18.6	-	-	
242	130	Institute of Gerontology	FY'72-87.9	HEW	-	-	-	Training personnel to serve the older
		Extension Instruction			75.6	87.9	93.9	citizens of the Washington Metropolitan
		1. Personal Services			48.4	55.4	60.4	area;
		2. Supplies & Equipment			10.4	.5	.5	
		Contractual Services			.4	15.7	15.7	
		Other			16.4	16.3	17.3	
245	130	Upward Mobility College Fall '72	FY'72-1,420.7	HEW	-	-	-	To provide training to employees in low-level positions who desire to
		Extension Instruction			1462.0	-	-	pursue a degree and thus, become more
		1. Personal Services			941.7	-	-	productive employees;
		2. Supplies & Equipment			237.6	-	-	
		Contractual Services			105.6	-	-	
		Other			177.1	-	-	
253	130	Drew ProjectStart Program	FY'73-36.8	HEW	-	-	-	To provide books, tuition, and support
		Extension Instruction			30.0	36.8	-	for "Project Start" interns;
		1. Personal Services			17.6	8.9	-	
		2. Supplies & Equipment			.2	2.1	-	
		Contractual Services			2.5	18.7	-	
		Other			9.7	7.1	-	

DISTRICT OF COLUMBIA GOVERNMENT

SCHEDULE C

AGENCY: FEDERAL CITY COLLEGE

Continuation Sheet Page 5 Of 20

FEDERAL GRANT ASSISTANCE

Symbol	Budget Structure Code	Grant Title / Agency Allocation / Object Class Allocation	Initial Award	Source	Obligations FY 19 72 Actual	Obligations FY 19 73 Estimates	Obligations FY 19 74 Estimates	Purpose
		Instruction						
256	130	Defense Supply Agency--English Course 102	FY'72-1.1	Defense Supply Agency	-	-	-	To provide Defense Supply Agency's employees with training in English;
		Extension Instruction			1.1	1.1	1.1	
		1. Personal Services			-	-	-	
		2. Contractual Services			1.1	1.1	1.1	
257	130	Defense Supply Agency--Elem. Algebra Course	FY'72-1.1	Defense Supply Agency	-	-	-	To provide Defense Supply Agency's employees;
		Extension Instruction			1.1	1.1	1.1	
		1. Personal Services			-	-	-	
		2. Contractual Services			1.1	1.1	1.1	
261	130	Regionalization of the "Start" Program	FY'72-52.0	HEW	-	-	-	To set up the "Progect Start" intern programs in HEW regional offices;
		Extension Instruction			-	52.0	52.0	
		1. Personal Services			-	16.1	16.1	
		2. Supplies & Equipment			-	2.1	2.1	
		Contractual Services			-	2.5	2.5	
		Other			-	31.3	31.3	
263	130	Upward Mobility College Summer Quarter '72	FY'73-471.9	HEW	-	-	-	To provide higher education for employees of HEW;
		Extension Instruction			-	471.9	-	
		1. Personal Services			-	309.4	-	
		2. Supplies & Equipment			-	26.3	-	
		Contractual Services			-	38.9	-	
		Other			-	97.3	-	
275	130	Upward Mobility College--Fall '72	FY'73-1,017.5	HEW	-	-	-	To provide higher education for employees of HEW;
		Extension Instruction			-	1,017.5	2,700.0	
		1. Personal Services			-	756.7	1,867.0	
		2. Supplies & Equipment			-	88.0	350.0	
		Contractual Services			-	25.0	75.0	
		Other			-	147.8	408.0	
		TOTAL EXTENSION INSTRUCTION			1,641.9	1,668.3	2,848.1	
		TOTAL INSTRUCTION			2,297.1	2,176.2	3,497.0	

DISTRICT OF COLUMBIA GOVERNMENT	SCHEDULE C
AGENCY: FEDERAL CITY COLLEGE	Continuation Sheet Page 6 Of 29

FEDERAL GRANT ASSISTANCE

Symbol	Budget Structure Code	Grant Title / Agency Allocation / Object Class Allocation	Initial Award	Source	Obligations FY 19 72 Actual	Obligations FY 19 74 Estimates	Obligations FY 19 74 Estimates	Purpose
070	200	Organized Research College Community Relations	FY'72-29.0	HEW	-	-	-	To study the role of college--
		Organized Research			28.9	-	-	community interactions in higher
		1. Personal Services			8.8	-	-	education;
		2. Other			20.1	-	-	
210	200	Application of GPSS/360	FY'72-3.7	NASA	-	-	-	To conduct research;
		Organized Research			-	-	-	
		1. Personal Services			-	-	-	
		2. Supplies & Equipment			-	-	-	
		Other			-	-	-	
211	200	Study of Detectors for Extremely Relativistic Particles Phenomena	FY'72-104.4	HEW	-	-	-	To conduct investigations and research
		Organized Research			18.9	-	-	in various scientific disciplines;
		1. Personal Services			10.7	-	-	
		2. Supplies & Equipment			3.8	-	-	
		Contractual Services			-	-	-	
		Other			4.4	-	-	
212	200	Fundamental Analytical Investigation of Mechanisms &Phenomena	FY'72-63.2	NASA	-	-	-	To conduct investigations and research
		Organized Research			15.0	-	-	in various scientific disciplines;
		1. Personal Services			12.0	-	-	
		2. Supplies & Equipment			.1	-	-	
		Other			2.9	-	-	
230	200	Stereotyping Processes of Nationality and Race	FY'72-5.8	HEW	-	-	-	To provide a study on eliciting the
		Organized Research			4.7	-	-	stereotype content of select national
		1. Personal Services			3.5	-	-	and racial groups;
		2. Contractual Services			.4	-	-	
		Other			.8	-	-	

DISTRICT OF COLUMBIA GOVERNMENT	SCHEDULE C
AGENCY: FEDERAL CITY COLLEGE	Continuation Sheet Page 7 Of 20

FEDERAL GRANT ASSISTANCE

Symbol	Budget Structure Code	Grant Title / Agency Allocation / Object Class Allocation	Initial Award	Source	Obligations FY 19 72 Actual	Obligations FY 19 73 Estimates	Obligations FY 19 74 Estimates	Purpose
		Organized Research						
234	200	F.C.C. Admin. of Inst. Grants for Sci.	FY'72-23.7	NSF	-	-	-	To conduct scientific activities;
		Organized Research			4.5	23.7	23.7	
		1. Personal Services			-	-	-	
		2. Other			2.5	23.7	23.7	
243	200	Lunar Pyroxene	FY'72-5.4	NASA	2.0	-	-	To determine the cooling nistorg of the
		Organized Research			5.4	-	-	returned lunar materials;
		1. Personal Services			-	-	-	
		2. Contractual Services			5.4	-	-	
249	200	Comparative Study of Noise Characteristics	FY'72-5.0	HEW	-	-	-	Study of noise characteristics;
		Organized Research			5.0	-	-	
		1. Personal Services			-	-	-	
		2. Contractual Services			4.5	-	-	
		Other			.5	-	-	
254	200	D. C. Noise Survey	FY'72-32.7	Environmental Protection Agency	-	-	-	Study of noise characteristics;
		Organized Research			24.9	-	-	
		1. Personal Services			2.3	-	-	
		2. Supplies & Equipment			1.0	-	-	
		Contractual Services			21.6	-	-	
		Other			-	-	-	
255	200	Lab. Investigation of Different Installer Bands on the Spectra of Tetrabenzoporphin	FY'72-18.0	NASA	-	-	-	To conduct scientific research;
		Organized Research			1.4	-	-	
		1. Personal Services			1.2	-	-	
		2. Supplies & Equipment			.2	-	-	
		Contractual Services			-	-	-	
		Other			-	-	-	

DISTRICT OF COLUMBIA GOVERNMENT	SCHEDULE C
AGENCY: FEDERAL CITY COLLEGE	Continuation Sheet Page 8 Of 20

FEDERAL GRANT ASSISTANCE

Symbol	Budget Structure Code	Grant Title / Agency Allocation / Object Class Allocation	Initial Award	Source	Obligations FY 19 Actual	FY 19 Estimates	FY 19 Estimates	Purpose
		Organized Research						
259	200	Environment Carcinogens	FY'72-64.0	HEW	-	-	-	To test subjects on the environmental
		Organized Research			64.0	-	-	effects of cancer and other biomedical problems:
		1. Personal Services			39.8	-	-	
		2. Supplies & Equipment			8.0	-	-	
		Contractual Services			1.0	-	-	
		Other			15.2	-	-	
		Value Clarification/						
264	200	Communication	FY-'72-19.6	HEW	-	-	-	To provide a frame work for clarifying
		Organized Research			19.6	-	-	and understanding values and, the ways of communication, i.e. public teacher
		1. Personal Services			2.3	-	-	
		2. Supplies & Equipment			2.9	-	-	
		Contractual Services			10.3	-	-	
		Other			4.1	-	-	
		Black/White Speech						
271	200	Relationships	FY'72-12.3	HEW	-	-	-	To describe the speech relations
		Organized Research			12.3	-	-	of rural blacks and whites of comparable socio-economic classes in the deep South;
		1. Personal Services			-	-	-	
		2. Supplies & Equipment			2.7	-	-	
		Contractual Services			.2	-	-	
		Other			9.4	-	-	
	200	Total, Organized Research			204.6	23.7	23.7	

DISTRICT OF COLUMBIA GOVERNMENT	SCHEDULE C
AGENCY: FEDERAL CITY COLLEGE	Continuation Sheet Page 9 Of 20

FEDERAL GRANT ASSISTANCE

Symbol	Budget Structure Code	Grant Title / Agency Allocation / Object Class Allocation	Initial Award	Source	Obligations FY 1972 Actual	Obligations FY 1973 Estimates	Obligations FY 19 74 Estimates	Purpose
		Cooperative Extension						
090	310	Smith-Lever	FY'72-336.0	Agriculture	-	-	-	To carryout continuing outreach
		Cooperative Extension			603.5	-	-	educational programs in the community
		1. Personal Services			583.0	-	-	
		2. Supplies & Equipment			36.3	-	-	
		Contractual Services			2.0	-	-	
		Other			(17.8)	-	-	
091	310	Smith Lever Matching Fund	FY'72-356.1	Agriculture	-	-	-	
		Cooperative Extension			356.1	-	-	
		1. Personal Services			296.1	-	-	
		2. Supplies & Equipment			8.8	-	-	
		Contractual Services			29.2	-	-	
		Other			22.0	-	-	
093	310	D.C. Cooperative Extension Service	FY'73-345.6	Agriculture	-	-	-	To provide continuing outreach educational
		Cooperative Extension			-	345.6	345.6	programs
		1. Personal Services			-	321.4	321.4	
		2. Supplies & Equipment				6.9	6.9	
		Contractual Services			-	10.4	10.4	
		Other				6.9	6.9	
094	310	D.C. Cooperative Extension Service	FY'73-345.6	Agriculture	-	-	-	
		Cooperative Extension			-	345.6	345.6	
		1. Personal Services			-	321.4	321.4	
		2. Supplies & Equipment				6.9	6.9	
		Contractual Services			-	10.4	10.4	
		Other			-	6.9	6.9	
	310	Total, Cooperative Extension			959.6	691.2	691.2	

DISTRICT OF COLUMBIA GOVERNMENT	SCHEDULE C
AGENCY: FEDERAL CITY COLLEGE	Continuation Sheet Page 10 Of 20

FEDERAL GRANT ASSISTANCE

Symbol	Budget Structure Code	Grant Title / Agency Allocation / Object Class Allocation	Initial Award	Source	Obligations FY 1972 Actual	Obligations FY 1973 Estimates	Obligations FY 1974 Estimates	Purpose
010	320	Manpower Development	FY'69-39.2	Dept. of Labor	-	-	-	To develop courses and practical experience:
		Continuing Education			5.2	-	-	
		1. Personal Services			-	-	-	
		Contractual Services			5.2	-	-	
050	320	Continuing Education Headstart	FY'72-41.7	HEW	-	-	-	To establish and maintain a regional
		Continuing Education			39.2	-	-	headstart program;
		1. Personal Services			29.1	-	-	
		2. Other			10.1	-	-	
060	320	Land Grant (Bankhead--Jones)	FY'72-104.0	HEW	-	-	-	To involve the College in community
		Continuing Education			273.4	104.0	104.0	affairs, helping people in an informal
		1. Personal Services			273.4	104.0	104.0	educational manner; and to train College staff and future workers to conduct out-reach programs
100	320	Nutrition Grant	FY'70-30.2	Agriculture	-	-	-	To provide nutrition educational programs
		Continuing Education			.3	-	-	
		1. Personal Services			-	-	-	
		Contractual Services			.3	-	-	
150	320	Youth Manpower Development Program	FY'70-26.3	Labor	-	-	-	To develop courses and activities in
		Continuing Education			5.8	-	-	manpower development
		1. Personal Services			-	-	-	
		Other			5.8	-	-	
160	320	Special Project	FY'70-28.8	HEW	-	-	-	To identify outstanding needs and problems
		Continuing Education			14.9	-	-	in Public School
		1. Personal Services			-	-	-	
		Contractual Services			14.9	-	-	

DISTRICT OF COLUMBIA GOVERNMENT	SCHEDULE C
AGENCY: FEDERAL CITY COLLEGE	Continuation Sheet Page 11 Of 20

FEDERAL GRANT ASSISTANCE

Symbol	Budget Structure Code	Grant Title / Agency Allocation / Object Class Allocation	Initial Award	Source	Obligations FY 1972 Actual	Obligations FY 1973 Estimates	Obligations FY 19 74 Estimates	Purpose
190	320	Veterans in Education	FY'70-84.8					To recruit and train veterans for career
		Continuing Education			22.0	-	-	opportunities;
		1. Personal Services			-	-	-	
		Other			22.0	-	-	
217	320	S.W. D.C. Fed. Training Center	FY'72-553.7	HEW	-	-	-	To provide new needed knowledge in
		Continuing Education			533.6	-	--	training and job redesign problems for
		1. Personal Services			359.4	-	-	public service employees with the assist-
		2. Supplies & Equipment			43.2	-	-	ance of the Civil Service Commission;
		Contractual Services			69.0	-	-	
		Other			62.0	-	-	
219	320	New Careers	FY'72-60.0	OEO	-	-	-	To provide on the job training, work
		Continuing Education			37.2	-	-	experience, and counseling services;
		1. Personal Services			17.8	-	-	
		2. Supplies & Equipment			.4	-	-	
		Other			19.0	-	-	
222	320	Model Cities Dropout Prevention	FY'70-118.0	D.C. Govt.	-	-	-	To provide help for high school dropouts.
		Continuing Education			107.2	-	-	
		1. Personal Services			88.7	-	-	
		2. Supplies & Materials			3.2	-	-	
		Contractual Services			8.7	-	-	
		Other			6.6	-	-	
224	320	D.C. Manpower Vocational Counseling	FY'71-9.0	LABOR	-	-	-	Vocational counselor training courses
		Continuing Education			1.6	-	-	
		1. Personal Services			-	-	-	
		2. Supplies & Equipment			.9	-	-	
		Other			.7	-	-	

DISTRICT OF COLUMBIA GOVERNMENT	SCHEDULE C
AGENCY: FEDERAL CITY COLLEGE	Continuation Sheet Page 12 Of 20

FEDERAL GRANT ASSISTANCE

Symbol	Budget Structure Code	Grant Title / Agency Allocation / Object Class Allocation	Initial Award	Source	Obligations FY 1972 Actual	Obligations FY 1973 Estimates	Obligations FY 1974 Estimates	Purpose
		Continuing Education						
225	320	New Career Interns	FY'72-76.6	OIC-HEW	-	-	-	To train employees from the Office of
		Continuing Education			100.9	116.7	158.1	Education, who are now GS5-7 non professio-
		1. Personal Services			79.2	78.2	100.0	als; after successfully completing the
		2. Supplies & Equipment			.9	11.0	14.0	training, the trainees will advance into
		Contractual Services			13.3	17.1	25.0	professional careers;
		Other			7.5	10.4	19.1	
231	320	Youth Services Staff Development	FY'71-1.5	D.C. GOVT	-	-	-	To develop the D.C. Youth Development
		Continuing Education			(.8)	-	-	Institute;
		1.Personal Services			-	-	-	
		Other			(.8)	-	-	
237	320	Model Cities Manpower Services	FY'72-77.0	UPO	-	-	-	To provide remedial education and
		Continuing Education			107.4	77.0	77.0	continuing education for model cities
		1. Personal Services			72.8	60.3	60.3	employees;
		2. Supplies & Equipment			10.5	1.5	1.5	
		Contractual Services			-	3.4	3.4	
		Other			24.1	11.8	11.8	
247	320	Cont. Education for Women Inmates	FY'72-152.1	D.C. Corrections Dept.	-	-	-	To ascertain whether recidivism of short
		Continuing Education			40.8	-	-	term women offenders can be reduced
		1. Personal Services			35.9	-	-	vocational and educational rehabilitation;
		2. Supplies & Equipment			.4	-	-	
		Contractual Services			1.5	-	-	
		Other			3.0	-	-	
248	320	University Year for Action	FY'72-49.2	Howard Univ.	-	-	-	To determine the capacity of institutions
		Continuing Education			19.2	60.2	60.2	of higher education to manage volunteer
		1. Personal Services			6.8	39.7	39.7	programs that aid low-income recipients
		2. Supplies & Equipment			.9	5.2	5.2	in the areas of: health, economic develop-
		Contractual Services			.8	5.8	5.8	ment, consumer protection and education;
		Other			10.7	9.5	9.5	

DISTRICT OF COLUMBIA GOVERNMENT	SCHEDULE C
AGENCY: FEDERAL CITY COLLEGE	Continuation Sheet Page 13 Of 20

FEDERAL GRANT ASSISTANCE

Symbol	Budget Structure Code	Grant Title / Agency Allocation / Object Class Allocation	Initial Award	Source	Obligations FY 1972 Actual	Obligations FY 1973 Estimates	Obligations FY 19 74 Estimates	Purpose
251	320	Academic Components for WOW New Careers Program	FY'72-27.0	Washington Opportunities for Women	- -	-	-	Conduct courses for 48 enrollees together
		Continuing Education			16.0	-	-	with on the job assignments at St.
		1. Personal Services			-	-	-	Elizabeth's Hospital;
		2. Contractual Services			16.0	-	-	
258	320	Continuing Education Strengthening & Expansion	FY'73-25.0	HEW	-	-	-	To assist the continuing education
		Continuing Education			-	25.0	25.0	program;
		1. Personal Services				15.0	15.0	
		2. Contractual Services			-	.3	.3	
		Other			-	9.7	9.7	
265	320	S.W. Interagency Train. Center	FY'73-478.0	HEW	-	-	-	To help the residents of the model cities
		Continuing Education				478.0	-	area who are high school dropouts, to
		1. Personal Services			-	389.6	-	continue their education for better
		2. Supplies & Equipment			-	6.0	-	employment;
		Contractual Services			-	4.0	-	
		Other				78.4	-	
268	320	Project Accountability	FY'73-23.4	HEW	-	-	-	To assist the continuing education
		Continuing Education			-	-	-	
		1. Personal Services			-	-	--	
		2. Supplies & Equipment			-	-	-	
		Contractual Services			-	-	-	
		Other			-	-	-	
	320	Total, Continuing Education			1,323.9	860.9	424.3	
	300	Total, Public Services			2,283.5	1,552.1	1,115.5	

DISTRICT OF COLUMBIA GOVERNMENT	SCHEDULE C
AGENCY: FEDERAL CITY COLLEGE	Continuation Sheet Page 140f 20

FEDERAL GRANT ASSISTANCE

Symbol	Budget Structure Code	Grant Title / Agency Allocation / Object Class Allocation	Initial Award	Source	Obligations FY 1972 Actual	Obligations FY 1973 Estimates	Obligations FY 1974 Estimates	Purpose
		Media & Library Services						
130	410	Instructional Equipment	FY'72-12.5	HEW	-	-	-	To provide the media faculty with
		Media & Library Services			2.1	-	-	instructional media equipment;
		1. Personal Services			-	-	-	
		2. Other			2.1	-	-	
		Media & Library Services			-	-	-	
		1. Personal Services			-	-	-	
		2. Other			-	-	-	
		College Library Resources						
200	410	Program	FY'72-53.2	HEW	-	-	-	To provide library materials;
		Media & Library Services			12.8	-	-	
		1. Personal Services			-	-	-	
		2. Supplies & Equipment			12.8	-	-	
	410	Total, Media & Library Services			14.9	-	-	
	420	Total, Computer Center			-	-	-	
	400	Total, Academic Support			14.9	-	-	

DISTRICT OF COLUMBIA GOVERNMENT	SCHEDULE C
AGENCY: FEDERAL CITY COLLEGE	Continuation Sheet Page 15 Of 20

FEDERAL GRANT ASSISTANCE

Symbol	Budget Structure Code	Grant Title / Agency Allocation / Object Class Allocation	Initial Award	Source	Obligations FY 19 72 Actual	Obligations FY 1973 Estimates	Obligations FY 19 74 Estimates	Purpose
		Financial Aid						
030	510	Educational Opportunity Grant	FY'72-484.7	HEW	-	-	-	To provide students with work
		Financial Aid			600.0	723.4	900.0	experience related to their course of
		1. Personal Services			-	-	-	study and, financial support to those
		2. Other			600.0	723.4	900.0	requiring it;
040	510	Nat. Defense Student Loan	FY'72-507.1	HEW	-	-	-	To establish a loan fund for students
		Financial Aid			582.3	505.9	550.0	with deffered payments and government
		1. Personal Services			-	-	-	supported interest notes;
		2. Other			582.3	505.9	550.0	
170	510	Nursing Program	FY'72-86.2	HEW	-	-	-	To provide financial assistance to
		Financial Aid			113.4	58.0	69.0	nursing students with exceptional finan-
		1. Personal Services			-	-	-	cial needs;
		2. Other			113.4	58.0	69.0	
240	510	Financial Aid Workshop	FY'72-15.0	HEW	-	-	-	To deliver financial assistance
		Financial Aid			7.7	-	-	services to the expanded student
		1. Personal Services			1.0	-	-	enrollment from poverty backgrounds;
		2. Supplies & Equipment			1.5	-	-	
		Contractual Services			4.3	-	-	
		Other			.9	-	-	
957	510	College Work Study	FY'72-1,154.4	HEW	-	-	-	To provide students with work
		Financial Aid			618.6	303.6	400.0	experience related to their course
		1. Personal Services			-	-	-	of study and financial support to those
		2. Other			618.6	303.6	400.0	requiring it;
	510	Total, Financial Aid			1,922.0	1,590.9	1,919.0	

DISTRICT OF COLUMBIA GOVERNMENT	SCHEDULE C
AGENCY: FEDERAL CITY COLLEGE	Continuation Sheet Page 16 of 20

FEDERAL GRANT ASSISTANCE

Symbol	Budget Structure Code	Grant Title / Agency Allocation / Object Class Allocation	Initial Award	Source	Obligations FY 19 72 Actual	Obligations FY 1973 Estimates	Obligations FY 19 74 Estimates	Purpose
		Student Support						
227	520	Cooperative Education Planning	FY'72-20.0	HEW	-	-	-	To provide specific information to program directors and fiscal officers regarding their responsibilities in the execution of the Cooperative Education Program;
		Student Support			11.6	25.0	25.0	
		1. Personal Services			7.8	16.5	16.5	
		2. Supplies & Equipment				6.0	6.0	
		Other			3.8	2.5	2.5	
277	520	A.F.L.C. Cooperative Ed. Program	FY'73	LABOR	-	-	-	To develop increased professional career opportunities for DES employees;
		Student Support			-	1.0	2.0	
		1. Personal Services			-	-	-	
		2. Other			-	1.0	2.0	
	520	Total, Student Support			11.6	26.0	27.0	
	500	Total, Student Services			1,933.6	1,616.9	1,946.0	

DISTRICT OF COLUMBIA GOVERNMENT	SCHEDULE C
AGENCY: FEDERAL CITY COLLEGE	Continuation Sheet Page 17 of 20

FEDERAL GRANT ASSISTANCE

Symbol	Budget Structure Code	Grant Title / Agency Allocation / Object Class Allocation	Initial Award	Source	Obligations FY 1972 Actual	Obligations FY 1973 Estimates	Obligations FY 1974 Estimates	Purpose
		Block Grants						
		Instruction--General Academic						
215	110	Reading Skills Training Project	FY'72-92.0	Model Cities	-	-	-	To develop improved reading skills;
		General Academic			29.8	-	-	
		1. Personal Services			2.3	-	-	
		2. Supplies & Equipment			.1	-	-	
		Contractual Services			-	-	-	
		Other			27.4	-	-	
232	110	Education in Planning	FY'72-108.9	Model Cities	-	-	-	To provide remedial education;
		General Academic			71.6	136.1	136.1	
		1. Personal Services			42.3	59.0	59.0	
		2. Supplies & Equipment			2.1	5.1	5.1	
		3. Contractual Services			.8	1.6	1.6	
		Other			26.4	70.4	70.4	
233	110	Staff Development Lab	FY'72-182.0	Model Cities	-	-	-	To develop the D.C. youth Development Institute;
		General Academic			147.8	223.1	223.1	
		1. Personal Services			116.1	160.0	160.0	
		2. Supplies & Equipment			9.7	11.9	11.9	
		Contractual Services			63.9	16.6	16.6	
		Other			(41.9)	34.6	34.6	
222	110	Urban Teacher Corps						To provide training for prospective teachers;
		General Academic	FY'72-14.6	Model Cities	14.7	-	-	
		1. Personal Services			10.5	-	-	
		2. Other			4.2	-	-	
		Total, General Academic			263.9	359.2	359.2	

DISTRICT OF COLUMBIA GOVERNMENT	SCHEDULE C
AGENCY: FEDERAL CITY COLLEGE	Continuation Sheet Page 18 of 20

FEDERAL GRANT ASSISTANCE

Symbol	Budget Structure Code	Grant Title / Agency Allocation / Object Class Allocation	Initial Award	Source	Obligations FY 1972 Actual	Obligations FY 1973 Estimates	Obligations FY 1974 Estimates	Purpose
		Block Grants						
		Instruction-Extension Instruction						
244	130	Released Inmates	FY'72-121.0	DVR	-	-	-	To provide a program of vocational rehabilitation to released inmates;
		Extension Instruction			104.4	121.0	121.0	
		1. Personal Services			4.6			
		2. Supplies & Equipment			2.5	9.0	9.0	
		Other			97.3	112.0	112.0	
272	130	Lorton Prison College Project	FY'73-44.0	D.C. Corrections	-	-	-	To conduct the College's Lorton Prison program;
		Extension Instruction			-	44.0	200.0	
		1. Personal Services			-	44.0	200.0	
		Total, Extension Instruction			104.4	165.0	321.0	
		Total, Instruction			368.3	524.2	680.2	

DISTRICT OF COLUMBIA GOVERNMENT	SCHEDULE C
AGENCY: FEDERAL CITY COLLEGE	Continuation Sheet Page 19 of 20

FEDERAL GRANT ASSISTANCE

Symbol	Budget Structure Code	Grant Title / Agency Allocation / Object Class Allocation	Initial Award	Source	Obligations FY 1972 Actual	Obligations FY 1973 Estimates	Obligations FY 1974 Estimates	Purpose
		Block Grants						
		Public Service Continuing Education						
110	320	Adult Education	FY'72-34.5	D.C.Schools	-	-	-	To provide community oriented adult education programs;
		Continuing Education			33.3	-	-	
		1. Personal Services			24.5	-	-	
		Career Opportunities Other			8.8			
218	320	Program	FY'72-50.9	D.C. Schools	-	-	-	To provide for training of para professionals;
		Continuing Education			46.7	50.9	50.9	
		1. Personal Services			41.4	-	-	
		2. Supplies & Equipment			4.6	4.9	4.9	
		Contractual Service			-	40.4	40.4	
		Other			(29.3)	5.6	5.6	
221	320	Land Grant-Endowment	FY'72-200.0	Congressional Act	-	-	-	To conduct community outreach programs;
		Continuing Education			(52.0)	250.0	250.0	
		1. Personal Services			-	-	-	
		2. Other			(52.0)	250.0	250.0	
226	320	Upgrading Driver Educ. Staff	FY'73-3.0	D.C. Schools	-	-	-	To upgrade the driver education staff;
		Continuing Education			1.8	3.0	3.0	
		1. Personal Services			-	-	-	
		2. Contractual Services			1.8	3.0	3.0	
228	320	Roving Teachers	FY'72-150.0	Model Cities	-	-	-	To encourage and assist dropouts to continue their education;
		Continuing Education			96.0	-	-	
		1. Personal Services			77.3	-	-	
		2. Supplies & Equipment			-	-	-	
		Contractual Services			16.3	-	-	
		Other			2.4	-	-	
252	320	Title III-Needs Assessment	FY'72-50.0	D.C. Schools	-	-	-	Needs assessments for the D.C. schools;
		Continuing Education			55.5	50.0	50.0	
		1. Personal Services			45.9	31.9	31.9	
		2. Supplies & Equipment			.7	1.0	1.0	
		Contractual Services			-	13.0	13.0	
		Other			8.9	4.1	4.1	

DISTRICT OF COLUMBIA GOVERNMENT	SCHEDULE C
AGENCY: FEDERAL CITY COLLEGE	Continuation Sheet Page 20 of 20

FEDERAL GRANT ASSISTANCE

Symbol	Budget Structure Code	Grant Title / Agency Allocation / Object Class Allocation	Initial Award	Source	Obligations FY 1972 Actual	Obligations FY 1973 Estimates	Obligations FY 1974 Estimates	Purpose
		Block Grants						
		Public Service						
		Continuing Education						
268	320	Project Accountability	FY'73-23.3	D.C. Schools	-	-	-	To conduct project accountability;
		Continuing Education			-	23.3	-	
		1. Personal Services			-	9.3	-	
		2. Supplies & Equipment			-	2.0	-	
		Contractual Service			-	9.7	-	
		Other			-	2.3	-	
269	320	Dropout Prevention	FY'72-65.8	Model Cities	-	-	-	To conduct a dropout prevention program;
		Continuing Education			-	-	-	
		1. Personal Services			-	-	-	
		2. Supplies & Equipment			-	-	-	
		Contractual Services			-	-	-	
		Other			-	-	-	
278	320	EPA Interns Program	FY'72-19.9	D.C. EPA	-	-	-	To conduct the EPA Intern Program;
		Continuing Education			-	20.0	20.0	
		1. Personal Services			-	10.6	10.6	
		2. Supplies & Equipment			-	2.3	2.3	
		Contractual Services			-	4.4	4.4	
		Other			-	2.7	2.7	
		Total, Public Service			151.3	397.2	373.9	
		Total, Block Grants			519.6	921.4	1,054.1	
		Total, Federal City College			7,253.3	6,290.3	7,636.3	

Mr. NATCHER. We have before the committee Dr. Elgy S. Johnson, the acting president. Dr. Johnson, it is a pleasure to have you appear before our committee.

BIOGRAPHICAL SKETCH OF ACTING COLLEGE PRESIDENT

Do you have a biographical sketch? Suppose you submit that to Mr. Silsby.

[The biographical sketch follows:]

Dr. Elgy S. Johnson assumed the duties of the Office of the President, Federal City Colleges, on August 1, 1972; assigned by the Board of Higher Education of the District of Columbia to act in the Board's behalf in administrative matters.

Prior to assuming these responsibilities, Dr. Johnson was the D.C. Teachers College faculty representative to the Board of Higher Education, professor and chairman of the division of mathematics, and chairman of the faculty senate of D.C. Teachers College. Dr. Johnson has been involved in the educational life of the District of Columbia throughout his career, serving first in the public school system of the District before joining the DCTC faculty.

Dr. Johnson received his B.S. degree from Johnson C. Smith University, Charlotte, N.C.; his M.A. degree from the University of Michigan, Ann Arbor, Mich.; and his Ph. D. degree from Catholic University, Washington, D.C. The M.A. degree is in mathematical statistics. The Ph. D degree is pure mathematics.

(1) Dr. Johnson was adjunct professor of mathematics and statistics at the American University (Washington, D.C.) for the period 1957–70. At American University, he served in the graduate school and directed graduate degrees in mathematics.

(2) During the summer of 1965, Dr. Johnson received a grant from the Eugene and Agnes E. Meyer Foundation for the purpose of studying the teaching of secondary mathematics in England, France, West Germany, and Denmark.

(3) Dr. Johnson spent the summer of 1967 doing research in mathematics in a National Science Foundation supported program at Michigan State University in East Lansing.

(4) During the summer of 1972, Dr. Johnson did research in the mathematics section of Goddard Space Center, Greenbelt, Md.

(5) During the academic years 1970–71 and 1971–72, and the inclusive summer, Dr. Johnson was engaged in the study of law in the evening school of the Columbia School of Law, The Catholic University. This effort, which was part of an investigation in re: the laws of learning, was interrupted by this assignment as chief executive officer of Federal City College which he assumed at the request of the Board of Higher Education.

Dr. Johnson is a member of numerous educational and professional organizations, among them: Sigma Psi, American Mathematics Society, Institute of Mathematical Statistics, and Mathematics Association of America.

BACKGROUND OF ACTING PRESIDENT

Mr. NATCHER. Before you take up your general statement with us, what is your background, Doctor?

Dr. JOHNSON. First, Mr. Chairman, may I thank you for the privilege of appearing before this committee. A biographical sketch was forwarded to this committee and should be within the committee. I will review it for the committee.

As the Chairman of the Board of Higher Education commented, I am an experienced academician, having served in this area for a long time in the public schools of the District of Columbia. Also at the Catholic University, the American University, Howard, and the District of Columbia Teachers College. I am a mathematician and at the time I was drafted for this job I was doing mathematical research at Goddard Space Center.

I have been on the graduate school staff at the American University for a period of a decade as adjunct professor of mathematics and statistics. At the time I transferred to FCC under this assignment, I was chairman of the division of mathematics and business at the District of Columbia Teachers College.

Mr. NATCHER. Dr. Johnson, you certainly have a background that speaks well for the assignment that you now hold.

REORGANIZATION OF FEDERAL CITY COLLEGE

Based on your short tenure, and with what you now know about the Federal City College, are we going to be able to save this college, Dr. Johnson?

Dr. JOHNSON. Very definitely, Mr. Chairman. I believe during the past year, with my fellow staff members who are here with me, we have reorganized Federal City College; we have restructured it. We have divided the academic community into appropriate schools; we have appointed acting chairmen, acting directors, and acting deans. We have outlined procedures and what is much more important, we have invited the auditing department of the District of Columbia, after requesting the Mayor to allow us to do so; we have asked every department to be audited. We have contacted the investigative authorities throughout the District and Federal Government. We have invesgated trouble where we believed it could possibly arise. We have investigated all sources of turbulence and disturbance. There are other investigative efforts going on. We believe at the culmination of these efforts. Federal City will then be on a straight track and will satisfy all aspirations of the people of this area and the members of this committee.

Mr. NATCHER. Thank you very much, Dr. Johnson. We are certainly going to follow along with you now. We hope that every prediction you make comes true, Doctor. We are going to follow right along with you.

You have a statement for the committee and if you would, we would like to have you read your statement. We have a number of new members on the committee and I think it will help us.

INTRODUCTION OF FCC OFFICIALS

Dr. JOHNSON. Thank you very much, Mr. Chairman.

May I first introduce my coworkers who are here with me?

Dr. Ronald Williams, vice president for academic affairs; Mr. James Brown, vice president for administration and finance; Mr. Marion Thomas, the director of site planning; Mr. John Green, director of finance; Mr. Milford Vaughn, deputy director of finance, and Mr. Thomas Waters, director of the budget.

All of these gentlemen are very competent persons and very cooperative.

Mr. NATCHER. We are delighted to have all of you before the committee at this time. Go right ahead now, Dr. Johnson.

GENERAL STATEMENT OF DR. JOHNSON

Dr. JOHNSON. Mr. Chairman, distinguished members of the subcommittee:

I am pleased to come before you this morning to report on Federal City College's progress in meeting the intent and the stated mandate of Public Law 89–791, which established the college in 1966.

FCC GOALS, PRIORITIES, BUDGET-YEAR OBJECTIVES, AND MAJOR CHANGES IN FISCAL YEAR 1974 BUDGET

Primary goals of Federal City College are listed in the Board of Higher Education's resolution No. X–48. The college is to offer the highest quality instructional program for students and to provide a highly qualified source of manpower for the leadership, institutional, and citizenship needs of the District of Columbia and the Washington metropolitan area. FCC also offers its resources to the various communities in the District of Columbia and the Washington area in facilitating their development and supporting cooperative planning actions.

OVERVIEW OF PROGRAM AND FUNCTIONS

The college's program (budget) structure is divided into six major program areas. Five of these are academic programs, relating to direct instructional services or support. The academic programs are: (1) General instruction, summer school instruction, and extension instruction; (2) organized research; (3) public service or outreach; (4) academic support (media and library services and the Computer Center); and (5) student services (financial aid and student support). The sixth major program area, institutional support, groups all administrative functions of the college, and includes the areas of executive management, financial operations, general administration, planning and provision of facilities and equipment, and logistical services.

THE ACADEMIC PROGRAM

The academic program reflects the goals of the college as expressed in the legislative mandate. The college offers 16 programs granting the associate degree, 47 programs granting the bachelor's degree, and 7 programs granting the master's degree. Fall quarter 1972 enrollment in all programs was 7,382 (including the outreach program enrollment of 1,400) which represented an FTE of 5,200; winter quarter 1973 enrollment is 7,576, which represents an FTE of 6,174.

The increase in enrollment for winter quarter over fall quarter is most unusual, especially in the light of the well-publicized nationwide trend of decreasing college enrollments. We believe this phenomenon is explained by the efforts the college has initiated to correct the outdated impression in the mass media and in the community that Federal City College was badly overenrolled. Although the college was forced to turn away many applicants in its earlier years, the situation has now stabilized, and the college has implemented routine procedures to keep the District of Columbia community informed of the availability of higher education opportunities at FCC. The increased winter quarter enrollments are an apparent indication of the value of these informational efforts and of the continued high level of demand for higher education among the people of the District.

The present budget request provides for a continuation of academic offerings at the level of last academic year. Program additions and ex-

pansions are currently being given secondary priority. The highest priority item presently in the college is an overall restructuring of the academic and administrative organization to insure direct accountability for academic efforts and supportive services.

ORGANIZATION STABILITY

There is an obvious new level of cooperation among all elements of the college. It is our opinion that this cooperation, previously missing, will be the main catalyst to the rapid advance of the college. The "factional infighting" at the institution, alluded to in the report of the Senate Committee on Appropriations bill for 1973, has been eliminated.

ACCREDITATION

Accreditation is now moving ahead on schedule. On November 8, 1972, we were visited by Dr. Herbert Kells, acting coexecutive secretary of the Middle States Association of Colleges and Secondary Schools and the Commission on Higher Education. After meeting with personnel from many areas of the college, Dr. Kells expressed the belief that we would be prepared to entertain a visitation committee from the Middle States Association during the next academic year. Dr. Herman Branson, president of Lincoln University and a member of the Middle States Association, was assigned to us by the Middle States Association as a consultant in our accreditation effort. Dr. Branson visited the college in November 1972 and stated his belief that Federal City College will be prepared for a visitation team during the next academic year.

I am in constant contact with Dr. Branson and he is still of that opinion. A collegewide committee on self-study has been activated and mandated the task of completing all necessary actions for the visitation by the Middle States team. The committee's time schedule calls for completion of the initial draft of the self-study report by June of 1973. The final draft must be ready for the college administration and board of higher education's review by October of 1973. The self-study report must be submitted to the accrediting association in February 1974. Hopefully, with favorable consideration by the association, the college will receive accreditation in June of 1974.

DEVELOPMENT OF FISCAL YEAR 1974 BUDGET

In developing its fiscal year 1974 budget request, FCC established the following order of priorities: (1) Maintaining operations at the fiscal year 1973 level; (2) strengthening academic instruction; (3) strengthening student support programs; (4) improving administrative and logistical support; (5) strengthening community services; (6) expanding long- and short-range institutional research planning and programing capabilities; (7) expanding academic organized research. These priorities are predicated on the minimum needs of the college in driving toward its No. 1 objective—achieving accreditation.

The fiscal year 1974 request does not include an increase in funds for an expanded student body. However, some slight increase in the currently funded 5,500 FTE enrollment is anticipated through in-

creased productivity and more effective utilization of resources. At the same time, this budget allows for minimal improvements in the quality of existing academic programs and administrative operations.

Actual allocations of funds in the fiscal year 1974 budget report are the result of a series of comprehensive analyses. These analyses produced the following actions and determinations: (1) A redistribution of the resources reflected in the fiscal year 1973 budget to conform with the fiscal year 1974 budget structure; (2) redeployment of resources to coincide with the board of higher education's approved reorganization plan; (3) determination of the least effective, lowest priority programs from which funds could be redirected; (4) determination of unfunded mandatory costs; (5) designation of high-priority, highly effective programs in need of additional support; (6) determination of the magnitude of required fund transfers; (7) identification of uncontrollable costs which cannot be supported by redirection, but are critically necessary to sustain the college's operations in fiscal year 1974 at 1973 levels; and (8) identification of vital unmet program needs, listed and ranked as to priority.

REDIRECTIONS AND PROGRAM CHANGES

As a result of these analyses and findings, this budget document reflects the following redirections and program changes:

(1) The redirection of $924,700 to support unfunded mandatory costs, such as within-grade increases and allocations for teacher assistants. This redirection can be done without seriously affecting the maintenance of top-priority college operations at fiscal year 1973 levels. The redirection includes $110,000 to the academic support area (data processing) to strengthen the instructional and administrative program and to cover the increased cost of equipment rental. (In part, funds for these redirections were made available by the tightening of operations in current programs.)

(2) The transfer of $1,100,500 from the college's budget to the District of Columbia Department of General Services for the rental of newly leased facilities.

(3) The organizational redeployment of 68 positions.

(4) Eight hundred thirty-one thousand three hundred dollars to partially cover the $935,300 listed as priority one need under unmet needs of the college [listed on schedule 12 in the budget document], totaling some $7,743,400.

In line with the District's efforts to limit costs to expected revenues, the Federal City College fiscal year 1974 increases contain only those items that can be justified as uncontrollable or essential to the college's sustained operations and that cannot be supported if we suffer further base budget reduction. Evaluation of our requirements indicates that the following items, amounting to $831,300 fall within this category:

(a) Continuance of the science van project. This program, which requires two positions and $57,300, brings high-quality scientific experience to urban problem solving in the community and science enrichment assistance to District of Columbia high schools. It has served thousands of District of Columbia high school students and District residents through the Mobile Science Laboratory. This lab is

housed in a 50 foot mobile home, which travels to area high schools and local neighborhoods. The lab was partially financed by a grant from the National Science Foundation. Lab staff members conduct experiments in such urban problem areas as pollution, lead in house paint, drug abuse, and nutrition. The lab has also recently began serving as an information center for sickle cell anemia education for the District of Columbia. The lab is staffed by science majors from the college under the supervision of faculty members from the School of Natural and Applied Health Science. The NSF grant expires in fiscal year 1973, and unless the cost of the program is assumed in the Operating Budget, this valuable project will be discontinued.

(b) Operation of the summer quarter academic program at 60 percent of the regular quarterly level [$204,000].

(c) Regularizing 11 positions currently authorized as temporary positions. Only permanent position authorization is requested. These positions are currently filled by temporary appointments with funds currently existing in the base budget.

(d) Increased cost of security and building maintenance ($150,000). With the acquisition of two additional buildings, the college is faced with a shortage of $150,000 in meeting the total cost of maintenance and security for these buildings as required in the agreement with the Department of General Services.

(e) Startup cost for equipment and books for the old main District of Columbia library, which was excluded from the fiscal year 1973 capital budget allocation request ($420,000).

Federal City College's total fiscal year 1974 operating budget request, approved by the Board of Higher Education and the District of Columbia City Council, is $19,804,100. In addition to the fiscal year 1974 request, unmet program needs amounting to $7,743,400 were identified. These identified needs do not, within themselves, represent an idealized situation, but reflect what would be needed to carry on an adequate program in fiscal year 1974 in line with the college's long-range objectives.

UTILIZATION OF FUNDS AT FEDERAL CITY COLLEGE

Approximately 50 percent of operating funds requested are for instruction. Another 26 percent of the funds are for academic and student support services. Only about 24 percent of the operating funds are requested for administrative and institutional support. This division of funds reflects favorably on the efficiency of FCC operations when compared to fund utilization at other institutions of higher learning. It was brought out in the District of Columbia revenue hearings last year that on the average, institutions of higher education spend 60 percent of their budgets in academic and student support areas and 40 percent of their funds in institutional and administrative support areas.

FEDERAL GRANTS

For fiscal year 1973, the college has $6.290 million in grants. It is estimated that the college will have $7.36 million in grants for fiscal year 1974. A detailed chart on each grant and its purpose is included in the budget documents before you.

May I add that a grant total of $7.36 million indicates a very high level of capability of the academic personnel in a college so small.

CAPITAL BUDGET

FCC is requesting a capital budget of $5.093 million, which is to be used for site acquisition in the Mount Vernon area only.

The college is presently housed in approximately 600,000 gross square feet of temporary space, which costs the District about $2.1 million per year. Of this space, 180,000 square feet is rent free. The total space currently used by the college is grossly inadequate and in most cases most difficult and uneconomical to renovate to meet program needs.

It is estimated that the college spends about $37.50 per square foot for rental space over a period of 5 years and that the cost for construction of permanent facilities will be approximately $50. It is clear that it is more economical to develop the permanent campus than to continue to have to use leased space at the current rates. The college is also finding it more difficult to locate buildings to house the college in the downtown area.

The college has received the approval of its site plans for the Mount Vernon campus from the National Capital Planning Commission. It also has the support for this location from various civic and community groups as well as the District Government. The college needs the requested funds to begin to purchase the land and begin construction drawings for phase I.

Development of the Mount Vernon campus will occur in three phases. Phase I is the acquisition and construction of squares 425 and 426. These squares are just north and to the right of the old library. Acquisitiion of these two squares is scheduled for fiscal year 1974, with construction to begin in fiscal 1975. This will allow the college to begin using these facilitiies by July or September 1976. Phase II consists of acquiring square 402 and part of square 401 in fiscal 1975, with construction to start in fiscal 1976. The college would occupy these facilities by September 1978. Phase III consists of acquiring the rest of square 401 and a part of square 449 in fiscal 1976, with construction to start in fiscal 1977 and reach total completion in 1980.

In addition, the college will begin renovation of the old central library this year. The old library will be the gateway to the new campus. It will be used as the undergraduate media center and will house the core collection as it relates to the general academic programs for the Mount Vernon campus.

Program estimates are:

For fiscal year 1974, $5,093,000.

For fiscal year 1975 it changes to $35,322,000 at the Mount Vernon campus. At the Fort Lincoln campus the request would be for $2,800,000.

For fiscal year 1976, the Mount Vernon campus, the request would be $48,515,000, and for the Fort Lincoln campus, $29,000,000.

Fiscal year 1977, for the Mount Vernon campus, $36,535,000, and for the Fort Lincoln campus, $24,322,160.

Fiscal year 1978, for the Mount Vernon campus, $3,500,000.

For the Fort Lincoln campus, $26,701,600.

FEDERAL CITY COLLEGE AND DISTRICT OF COLUMBIA TEACHERS COLLEGE

The two institutions under the direction of the Board of Higher Education, District of Columbia Teachers College and Federal City College, have during recent months participated in a task force effort directed toward investigating how the two institutions could cooperate toward an end which would result in mutual support, joint administrative effort in selected areas, and a combined thrust at gaining maximum returns from appropriated funds. We have examined academic and service areas and will be prepared in the very near future to make recommendations to the Board of Higher Education for the purpose of eliminating offerings and services that represent a duplication of effort.

RECOMMENDATIONS OF PROGRAM CONSOLIDATION

I have a supplement to my remarks prepared outlining our recommendation and I will give copies to the committee.

[The supplement referred to follows:]

SUPPLEMENT TO THE OPENING STATEMENT

DISTRICT OF COLUMBIA SUBCOMMITTEE

OF THE COMMITTEE ON APPROPRIATIONS

U. S. HOUSE OF REPRESENTATIVES

BUDGET HEARINGS

As a result of the Board of Higher Education's felt need to streamline operations at the two institutions--Federal City College (FCC) and the District of Columbia Teachers College (DCTC)--and additionally, in anticipation of the reports and recommendations of the Nelsen Commission and the Arthur D. Little Study, a Task Force undertook the task of consolidation of administrative support functions.

A subcommittee of the Task Force was appointed to examine areas of administration whereby the members might coordinate their efforts.

RECOMMENDATION FOR IMPLEMENTATION (HEASA)

The areas of concentration for scrutiny by the Sub-Committee of the Task Force were:

a. Budget;
b. Finance, including accounting and disbursement;
c. Non-academic personnel
   Recruitment, classification, placement, development, position management, incentives, etc.;
d. Payroll for all classes of personnel;
e. Procurement of equipment and supplies, including library and media materials and student books;
f. Inventory management, including storage and issuances.

The composition of the Sub-Committee of the Task Force included representations from the two colleges--inclusive of the Vice President for Administration and Finance and their respective division heads or directors; and a representative from the Board office, the Special Assistant to the Board.

After many meetings and much deliberation, the Sub-Committee of the Task Force identified one (1) approach out of six (6) possible alternatives as being the most realistic position to develop and implement. That approach, called Alternative No. 5, provides for the establishment of an independent organizational unit of the BHE. This unit entitled the Higher Education Administration Support Agency (HEASA) would provide administrative support services to the above mentioned colleges (or any other institutions that become jurisdictional to the BHE). The Colleges, nevertheless, would maintain their identity and provide academic and student life activities.

ORGANIZATION OF BHE FUNCTIONS UNDER HEASA

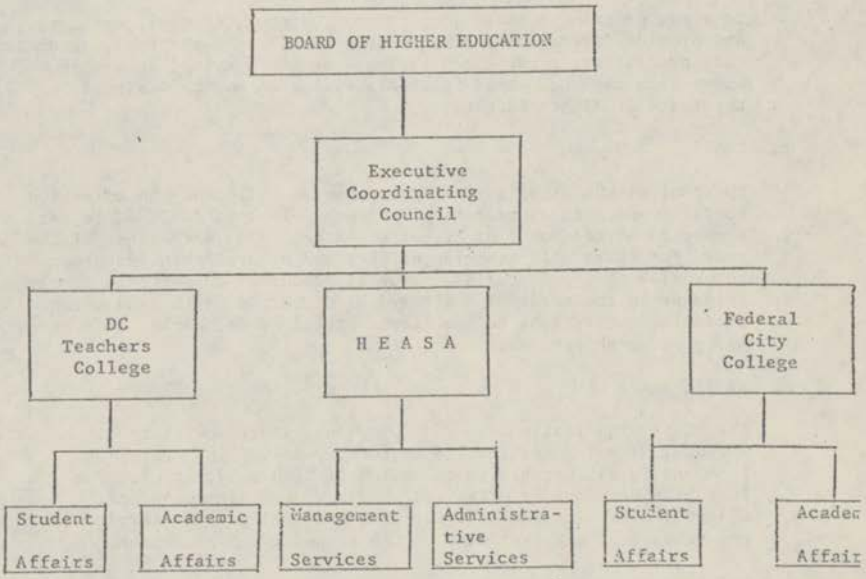

PRIMARY COMPONENTS OF HEASA CONCEPT

(1) Executive Coordinating Council (ECC):

One of the two (2) new proposed additions to the present configuration of Public Higher Education in the District of Columbia is the ECC.

The Presidents of the two Colleges along with the Executive Director of

HEASA comprise the Executive Coordinating Council. The Council should be established as the primary administrative body for operations and support of the assigned Colleges. The ECC will implement BHE policy decisions and establish overall goals, objectives and inter-organizational operational instructions. The ECC will further develop the BHE's Program Document and review approve and recommend the budget to the BHE. It will also direct any other such activity of HEASA and the jurisdictional institutions as may be indicated within the scope of specific delegations by the BHE.

(2) Higher Education Administrative Support Agency (HEASA)

a. Description:

To plan, program, organize, coordinate, direct, control, evaluate and provide direct and indirect administrative, logistical, automated data processing, student and employee health service, bookstore operations and such other related services as may be designed by the Board of Higher Education.

b. Goal:

The goal of the organization is to provide efficient and effective backup support to operations of academic elements assigned to, or supported by the Board of Higher Education. In furtherance of the goal, the HEASA will maximize utilization of available resources to provide the best possible material resources support, in timely response to the needs of the Board of Higher Education and related academic institutions to meet their stated needs, goals, objectives and program objectives.

c. Assignment:

The HEASA Organization is a major subordinate activity of the Board of Higher Education and as such, receives its directions from and is accountable to the Board of Higher Education. The Executive Director of HEASA will however, coordinate support directly with serviced institutions, and will provide services on the request of the President of the respective institution.

d. Purpose:

The purpose of the Higher Education Administrative Support Agency - (HEASA) is to provide administrative planning and logistical support services to all institutions of higher education under the control of the Board of Higher Education. HEASA will provide full support in the areas of:

A. Personnel operations and administration, academic and non-academic.

B. Financial management, including budget, accounting and payroll.

C. Supply management, including procurement, warehousing, and distribution.

D. Management systems and review services, including internal audits.

E. Campus planning and site development.

F. Safety and security.

G. Maintenance and repairs, including custodial services.

H. Administrative data processing.

I. Cashier operations.

J. Grants management and monitoring.

K. Auxiliary services which are bookstores, notion shops, and cafeterias, if any.

L. Mail and communication services.

M. Health services.

N. Printing and reproduction.

e. Organization of the Higher Education Administrative Support Agency (HEASA)

The chart below indicates that substantial tranfers of institutional program functions would be undertaken. Both Colleges would contribute resources in the area of personnel to HEASA. It is estimated that two hundred and six (206) positions could effectively staff the HEASA. The program components follow:

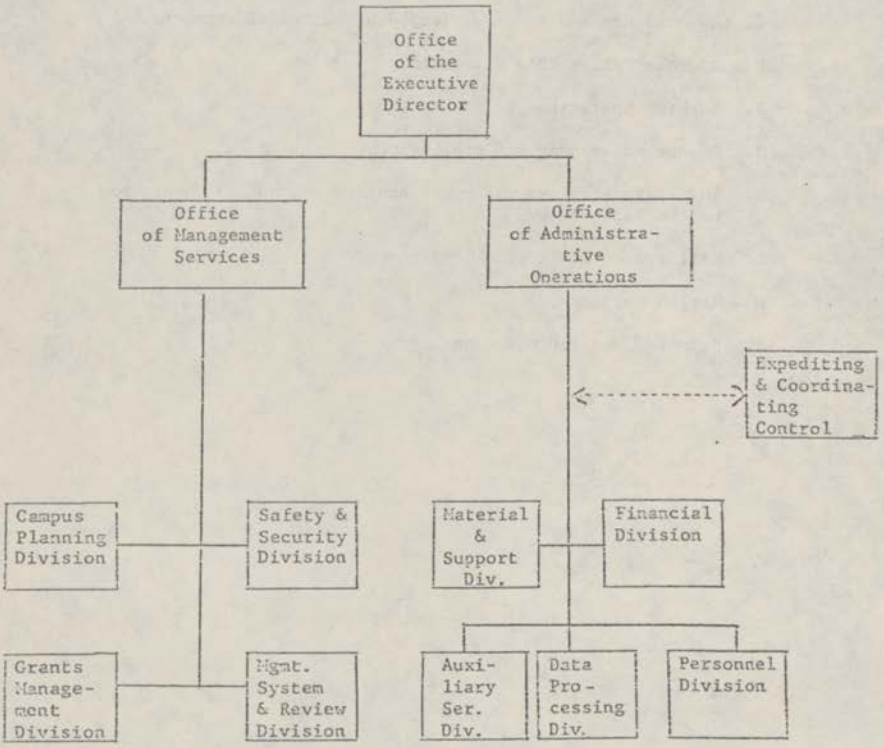

f. Cost of Administrative Services Currently - DCEC/FCC:

A total of 206 positions and $5.20 million are currently available in the budgets of the two Colleges for FY 1974 to support administrative service functions that would be assumed by HEASA. The proposed program can be implemented with these resources.

CONCLUSION

Federal City College's accomplishments, services, and needs combine to justify continued support from the Congress at the requested level. Our achievements and worth extend much further than the success of those who graduate from our academic programs. Our services to the community in both extension and cooperative education courses, our staff development programs for other Government and non-Government agencies, our research studies and projects performed through our many Federal grants are but a few of the other positive achievements of the college which, when viewed collectively, are all important in fulfillment of our mandate to serve the citizens of the District of Columbia.

Gentlemen, I state without reservation that you have just reasons to consider the college's performance as our appreciation of the support you have afforded us in the past and which I am sure you will continue in the future.

Thank you, Mr. Chairman and we stand ready to answer any questions within our competence.

Mr. Natcher. Dr. Johnson, thank you very much. We appreciate your statement.

It is now just a little bit behind our adjournment hour. We will adjourn until 2 o'clock tomorrow afternoon.

WEDNESDAY, MAY 9, 1973.

STATUS OF INDICTED FEDERAL CITY COLLEGE OFFICIALS

Mr. NATCHER. The committee will come to order.

Miss Pinkett, as you will recall yesterday, at the time we discussed with you and Dr. Johnson and the other members connected with the Board of Higher Education and the Federal City College the matter pertaining to the indictment of the dean of the department of education and the assistant dean, the question was raised as to the status of these two individuals with the college at that time.

Dr. Johnson, yesterday afternoon I requested Mr. Coppie, the Director of the Office of Budget and Financial Management under the Commissioner, to obtain an opinion from the Corporation Counsel as to whether or not these two people under indictment should still remain on the payroll of the Federal City College.

Mr. Coppie promised that we would receive a statement from the Corporation Counsel today concerning this matter and in the meantime you and the Board have met and have taken action which clearly answers the request that I made yesterday.

The Corporation Counsel's statement which Mr. Coppie has furnished the committee, pursuant to our request, reads as follows:

Memorandum to Comer S. Coppie, Director, Office of Budget and Financial Management from C. Francis Murphy, Corporation Counsel, District of Columbia.

Subject: Pay and duty status of Joseph C. Paige and Charles Wells.

The Board of Higher Education, meeting in executive session Tuesday evening, May 8, received the report of the acting president of Federal City College that in his judgment the retention of Messrs. Paige and Wells in a pay status pending disposition of the criminal charges would be detrimental to the best interests of the college. The Board directed the acting president to put his report in writing and to immediately transmit same to the Corporation Counsel with a request for assistance in the preparation of the appropriate documents

required to effectuate the transfer of the two officials to nonduty status without pay. To meet legal requirements a brief notice period with a right to reply is required prior to taking final action. This office has been advised that the two men have been on administrative leave with pay since April 30.

ACTION OF BOARD CONCERNING INDICTED FCC OFFICIALS

Now, Miss Pinkett and Dr. Johnson, I want you to know, as one member of the committee, I certainly agree with the action that the Board of Higher Education took last evening and I think it was the proper action to take and I say that to you frankly.

I want to advise the members of the subcommittee this action was taken last night after the conclusion of our hearings.

Dr. Johnson, this is the way to operate. I appreciate the fact that the Board has taken this action because it was not up to us to try to make anybody do anything and you know that, Dr. Johnson. We are trying to work with you but certainly this is the proper action to take and I commend the Board for taking the action.

Miss PINKETT. The rumor is already passing around that Congressman Natcher forced the Board of Higher Education and/or Dr. Johnson to take this action. Nothing could be further from the truth.

As I indicated yesterday in my testimony, the Board put both of these gentlemen on administrative leave pending our getting legal advice about what the options to us were. We scheduled the meeting for Tuesday, as early as the middle of last week. On Monday of last week again and on Monday of this week we had sessions with our legal adviser.

I want the record to clearly show, and I hope the press will correctly state, that this was action taken by the Board and the president in what they considered to be the best interests of the students, the institution, and he community.

Thank you.

Mr. NATCHER. Thank you, Miss Pinkett. I appreciate your statement. I think the action taken by the Board is the proper action.

Mr. MCEWEN. I would like to associate myself with my Chairman's remarks, that it isn't the function or policy of this committee to force anyone to do anything and also that I join in commending you, Dr. Johnson, and you, Miss Pinkett, for the action taken at this meeting. Obviously it was scheduled some time in advance and we appreciate the action you have taken.

Dr. JOHNSON. Thank you.

Mr. NATCHER. Are there any other statements?

RECOMMENDATION OF ACTING PRESIDENT

Dr. JOHNSON. I can only endorse and support what my Chairman, Miss Pinkett, has said. The recommendations which I made last night to the Board are not different from the original recommendation of approximately 2 weeks ago, so the ongoing discussion long before the scheduling of the hearing before this committee was in keeping with our action of last evening.

Mr. NATCHER. Thank you very much, Dr. Johnson.

SUMMARY OF BUDGET INCREASE

Mr. NATCHER. Now, Dr. Johnson, we will consider the increase of $831,300 and 13 additional positions for Federal City College for the fiscal year 1974. We would like you to justify this request to the committee please, and at any time you want to refer to your associates, you may do so.

Dr. JOHNSON. Thank you very much, Mr. Chairman.

With regard to the additional amount of $831,000, Mr. Brown.

Mr. BROWN. The $831,000 is in three areas. One is the increase in the summer session from 40 percent to 60 percent. That is $204,000.

The second item is continuation of the science van project. That total is $57,000.

The third item is for staffing and maintenance of equipment. That is $420,000. That is the equipment and staffing for the old library that is being renovated and turned over to the college.

The last item is $150,000 for security and maintenance of two additional buildings acquired in fiscal year 1973.

Mr. NATCHER. You feel this increase and these additional positions are necessary at this time?

Dr. JOHNSON. Yes, sir, Mr. Chairman. We deeply feel that.

RESTORATION OF UNAUDITED ALLOWANCE

Mr. NATCHER. Dr. Johnson, I notice you are requesting restoration of the unaudited allowance of $1,000 for the president of the college. I believe that is set forth in page GC–15A. Tell us about this, please.

Dr. JOHNSON. Sir, the money is there. What we are requesting is a change of language so that the president of the college could have use of this $1,000 for functional affairs and so forth which will serve the college. "Entertainment" with visitors whose presence would be of use to the college and of benefit to the college.

Mr. NATCHER. Dr. Johnson, this matter was up last year and as far as the committee was concerned we approved it. It went out on a point of order and, as I understand it, the legislative committee on the District of Columbia is attempting at this time to take care of a number of these items subject to points of order.

We had it in the bill and the committee makes no objection to it.

Dr. JOHNSON. Thank you very much, Mr. Chairman.

Mr. NATCHER. Are there questions concerning these increases here before we take up capital improvements?

POSITIONS LOANED TO BOARD OF EDUCATION

Mr. MYERS. The Board of Higher Education has been using four people, I believe, that have been in your budget. You are going to get them back. In this interim period, while they have been working for the Board of Higher Education, have they been working for you in any capacity?

Dr. JOHNSON. We have been paying their salaries, sir, and they have been working for the Board of Higher Education full time.

Mr. MYERS. You will get them back now?

Dr. JOHNSON. That is true, sir.

Mr. BROWN. The positions have been transferred to the Board. Then there are two additional. There were four in the 1973 budget and there are two more that are being transferred so there are no new positions for the college to replace those. They are transferred to the Board.

Mr. MYERS. You had been carrying them before?

Mr. BROWN. That is correct. The whole Board of Higher Education Offices' budget was part of Federal City College's budget. This year it is in a separate category as an independent operation.

Mr. MYERS. Thank you Mr. Chairman.

Mr. NATCHER. Mr. Coughlin.

Mr. COUGHLIN. No questions, Mr. Chairman.

CAPITAL IMPROVEMENTS—DOWNTOWN CAMPUS

Mr. NATCHER. Let's take up Capital Improvements, Dr. Johnson, where you are requesting $3,593,000 for site and $1,500,000 for construction services, making a total of $5,093,000, for a downtown campus. At this point, we will insert the justification material in the record.

[The justification material follows:]

1974-1979
CAPITAL IMPROVEMENTS PROGRAM SUMMARY
(dollars in thousands)

FORM OBFM 10 (Rev. 4/24/72)

Date of Preparation May 7, 1973

Fund General

Priority	Project Number	Project Title	Service Area	Estimated Total Project Cost	Prior Appropriations	Capital Budget Request 1974	Program Estimate FY 1975	Program Estimate FY 1976	Program Estimate FY 1977	Program Estimate FY 1978	Program Estimate FY 1979	Estimate Beyond Program Period
1	18-9	Downtown Campus	6	10,723		S 3,593	S 6,130	S 1,000				
				9,794		CS 1,500	CS 3,835	CS 3,455	CS 1,004			
				97,948			C 25,357	C 40,560	C 32,031			
				10,500				E 3,500	E 3,500	E 3,500		
				128,965		5,093	35,322	48,515	36,535	3,500		

Agency Federal City College

For each project indicated in FY 1974 through the beyond column indicate before the amount of funding: PS (preliminary survey), S (site), CS (construction services), C (construction), and E (equipment).

FORM OBFM 7 (Rev. 4/22/72)

CAPITAL IMPROVEMENTS PROJECT SCHEDULE
FISCAL YEARS 1974-1979
(dollars in thousands)

Date of Preparation May 7, 1973

Fund General

Project Number: 18-9
Project Title: Downtown Campus

Project Location: Mt. Vernon Square Area North

Square & Lot Numbers: 401, 402, 425, 426, part of 449

Community Services Area No. 6

Capacity of Facility: 6,100 FTE

Agency Priority:
Estimated Occupancy Date:
Month September Year 1976

Replacement ☐ New ☒
Expansion ☐ Modernization ☐

Model Cities Area: ☒ Yes ☐ No

Urban Renewal Area:
Credit % .....

Estimated Operating Budget Costs

	Current	1st Year	2d Year
Maintenance .			
Program			
Federal Grant			
Total			

Relocation Data
Families .....
Individuals ..
Businesses
Other ..... D.U.'s 183

Federal Grant Funds
Grantor ....
Federal % ..

Capital Improvements Project Estimate	Estimated Total Project Cost	Prior Appropriations	Unobligated Balance	Appropriation Request FY 1974	Program Estimate FY 1975	FY 1976	FY 1977	FY 1978	FY 1979	Estimate Beyond Program Period
Prel. Surv...				3,593	6,130	1,000				
Site.....	10,723			1,500	3,835	3,455	1,004			
Cons. Serv...	9,794				25,357	40,560	32,031			
Construction	97,948					3,500	3,500	3,500		
Equipment....	10,500									
Total	128,965			5,093	35,322	48,515	36,535	3,500		

PROJECT JUSTIFICATION:

The College is presently housed in approximately 620,000 gross square feet of space, which cost the District about $2.2 million per year. Of this space 180,000 square feet is rent free. The national average area per FTE is 170 gross square feet. The College is providing only 100 gross square feet per FTE or the College needs 42% more space. The total space needs of the College are grossly inadequate and in most cases most difficult to meet program needs.

SCOPE OF WORK OUTLINE:

Development of the Mt. Vernon Campus will occur in four phases. In Phase I the acquisition of square 425 and 426 will allow the College to begin using some of the facilities by September 1976.

Phase II (FY '75) would consist of the acquisition of square 401 and 402 and the construction of square 426 with partial occupancy in September 1976.

Agency Federal City College

Justification (Continued)

The schedule developed by the College would have the College occupying buildings in the Mt. Vernon Square Area in September 1976 and as part of the Bi-Centennial celebration. Moreover, the new College would act as a catalyst for the development of the Downtown Urban Renewal.

It is estimated that the College spends about $37.50 per square feet for rental space over a period of five years and the cost for permanent facilities is approximately $50.00 per square feet construction cost. It is clear that it is more economical to develop the permanent campus than to continue to have to use leased space at the current rates. It is also getting more difficult to find buildings to house the College in the downtown area.

The College has received the approval of its site plans for the Mt. Vernon Campus from NCPC. It also has the support for this location from various civic and community groups as well as the District Government.

The College needs the requested funds to begin to purchase the land and begin construction drawings for Phase I.

Scope of Work (Continued)

Phase III (FY '76) would consist of the acquisition of the property located in square 449 and the construction of squares 425 and 402 with occupancy in September 1978.

Phase IV (FY '77) would consist of the construction of squares 401 and 449 with occupancy in September 1979.

In addition, the College will begin renovation to the old Central Library this year. The old Library will be the gateway to the new campus. It will be used as the undergraduate Media Center and will house the core collection as it relates to the general academic programs for the Mt. Vernon Campus.

Agency Federal City College

CONSTRUCTION SCHEDULE BY BLOCK

Phase / FY	I '74	II '75	III '76	IV '77
Site Acquisition	426 425	401 402	449	
Begin Construction		426	425 402	401 449
Complete Construction		Sept. '76 75%	Sept. '78	Sept. '79
FTE Count		2276	2344	1430

FTE Total = 6,100 Students

Head Count = 9,000 Students

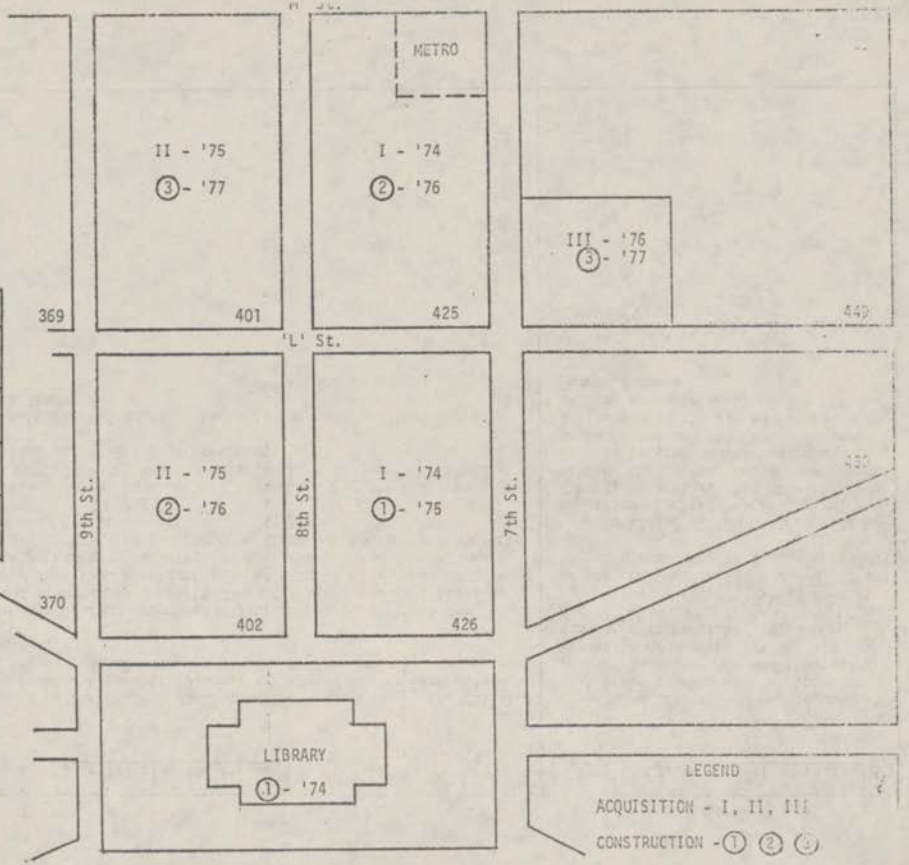

PLANS FOR PERMANENT DOWNTOWN CAMPUS

Mr. NATCHER. Now, Dr. Johnson, if you will have one of your people explain to us the plans for a permanent downtown campus, as shown on the model that is on display.

In showing this to us start with the old Central Library which was constructed in 1903 with Carnegie funds.

Mr. THOMAS. This campus has approximately 1,400,000 square feet, which includes administration, offices, classrooms and laboratories, commuter spaces for our commuter students. The auditorium, creative arts, and other classrooms, and laboratories, classrooms and laboratories, office space for our faculty and some more office space.

Mr. NATCHER. Mr. Thomas, you are pointing to Seventh and Ninth Streets?

Mr. THOMAS. This is Seventh Street. This is Eighth Street and this is Ninth Street.

The urban renewal plan calls for Eighth Street to be closed off as a pedestrian mall. We are taking advantage of that by relating to your whole college, to the pedestrian mall which will be closed off to traffic. We will have a crossover on L Street here connecting this student activity and other buildings, with recreational facilities on top, to the classrooms and laboratory building here.

RENOVATION OF OLD CENTRAL LIBRARY

I think everybody knows about this District Library here which we are renovating.

Mr. NATCHER. You are taking over the old Central Library building. The D.C. Library system has no need for the old building now that the new downtown Central Library building has been occupied. The old building has been turned over to Federal City College and is now in the process of being renovated.

Mr. THOMAS. We are getting ready to.

LOCATION OF DOWNTOWN CAMPUS

Mr. NATCHER. The future campus for Federal City College is to be located on Seventh, Eighth, and Ninth Streets?

Mr. THOMAS. That is correct.

TOTAL ESTIMATED COST OF DOWNTOWN CAMPUS

Mr. NATCHER. Explain the one real important point to the committee. In your justification you show a total estimated cost of $76 million but in the last presentation just given us you show $128,965,000. Which one of these figures do you want us to use?

Mr. THOMAS. I would like for you to use the very latest figure.

Mr. NATCHER. This last one, $128,965,000.

Mr. THOMAS. Yes, sir.

We have had our preliminary master plan. Before that was submitted, we had no definite plans for this area. It was based on a square foot area and also no inflation was involved. Now, with the help of the Department of General Services, we have given them our activities and our square footages for our space. They, in turn, have given us a

square foot cost and how much it will cost to build each various stage. I know these prices might seem a little out of line at the moment. Of course, we are talking about 1977 costs.

Mr. NATCHER. Beginning with the renovation of the central library and the construction of new buildings on Seventh, Eighth, and Ninth Streets, the total cost when completed would be $128,965,000?

Mr. THOMAS. Yes, sir.

FUNDS FOR SITE AND CONSTRUCTION SERVICES

Mr. NATCHER. Let us consider the requests before the committee now. You are requesting $3,593,000 for site; $1,500,000 for construction services, a total of $5,093,000. Where would this property be located? Show us on the model and map.

Mr. THOMAS. This would apply for the acquisition of this entire block here [pointing] and this entire block here [pointing].

Mr. NATCHER. That amount of $5 million——

Mr. THOMAS. That is in the amount of $3.59 million.

Mr. NATCHER. $3.593 million, for the site. The part you have pointed out.

Mr. THOMAS. Then we would need planning money to plan this area here [pointing].

LOCATION OF LAND TO BE ACQUIRED

Mr. NATCHER. What square are you going to acquire? Is that on Ninth Street?

Mr. THOMAS. This is Seventh Street.

Mr. NATCHER. I mean Seventh Street. What are you going to acquire there?

Mr. THOMAS. This is in a blighted area of town [pointing], you know. The cost is not as high as any place else.

LAND TO BE ACQUIRED FROM REDEVELOPMENT LAND AGENCY

RLA has already acquired certain properties in this area which they have been able to hold and the cost of the property has not escalated, which means we will pay the same amount of money for it that RLA did.

Presently this portion [pointing] in this area [pointing] is vacant. I would say roughly 50 percent of this area is vacant and perhaps 30 percent is owned by RLA and 30 percent owned by RLA here.

Mr. NATCHER. You are very fortunate that it is vacant property. If you had to take down buildings there, you would really be into large amounts of money.

STAGES OF LAND ACQUISITION

Go right ahead now, Mr. Thomas. Go ahead and explain what you will acquire in the future.

Mr. THOMAS. We plan to acquire this property [pointing] in the first stage. Then we will acquire this property [pointing] in the second stage.

You can see how we will acquire it if you refer to the capital improvement project schedule. The circles refer to the construction, and acquisition is roman numerals. The first order would be the acquisition. We will acquire this square, 426 [pointing], and this one of 425 [pointing], in 1974. Then in 1975 we would acquire this property [pointing] and this property [pointing] and in 1976 we would acquire this small piece here [pointing] for a garage, parking, heating plant and building services.

Mr. NATCHER. Mr. Thomas, once all of the property has been acquired and the Federal City College is in full operation, point out again for me and the committee what the campus would encompass. Go through that again.

Mr. THOMAS. It would include this block, this block, this block and this block, and one quarter of this block. We are not taking this whole thing because we weren't able to get it. We are taking this much here [pointing].

Mr. NATCHER. Between Seventh, Eighth, and Ninth Streets, plus the half portion of square 449. What street is that?

Mr. THOMAS. That's L and Seventh.

Mr. NATCHER. Now, Mr. Thomas, is there anything else on this particular request. This is just the start.

RELOCATION OF FAMILIES

Is the acquisition of this property under RLA? Is there a problem of relocating families and businesses? How many are involved?

Mr. THOMAS. We have I guess about 25 to 30 families in here and the relocation of these people, it is a little difficult because some of the property has been condemned and then when RLA condemns some property and they turn their backs, the families or somebody else will move back in there again.

We haven't an exact count on the people there, whether they are supposed to be there or not. It is a rather important thing when they talk about relocation.

COST AND CONSTRUCTION FACTORS

I would like to address this portion to the cost of the facility.

While we are looking at this, you may also refer to the plan.

We are talking about 1977 dollars. There are two costs here. For the overall cost, per FTE, with the garage it would be $14,920 per FTE. To make sense and get a comparison, the numbers don't really mean anything unless we have some authority to compare with them. That is why we brought in the A. D. Little report on the cost of facilities per FTE.

On page 36 this report refers to this. We have broken it down but it boils down to this, that the cost for the per FTE will be $16,000. We are doing the same thing for $14,920. The cost per FTE with the garage would be $16,000, whereas A. D. Little has no account for that. They show $16,000 plus.

As we move into phase II, phase II would be only this facility here [pointing]. The Metro is on this corner [pointing]. We will be unable to utilize this entire area, but we will utilize this and this [pointing]. This space will be devoted to student activities, creative arts and some

of the other things that have to be put into a college to make it function.

This is a commuter college so we have to have some commuter spaces.

That costs per FTE in this particular stage for 1975—just a second here. This would be the first phase here, which is phase II actually. We are building that for $11,141 as opposed to A. D. Little who says $14,242.

Then the third phase is this phase here. We are building it for $17,303, and A. D. Little says we should build it for $15,000. Of course, in that area we only have 384 total for this one and this phase. We only have 2,344 students. We only have about 400 students right here. You can't really penalize us and say we are costing too much when actually we are in the process of building other commuter spaces at that time.

In the fourth phase we are only building this portion here, and this block here [pointing]. This is the fourth phase. The cost per FTE is $22,000 with the garage, as opposed to A. D. Little's report of $16,000. That is with the garage. It kind of goes off when we talk about the garage a little bit. We will need that garage for certain things which I will elaborate on in one minute.

Mr. NATCHER. Mr. Thomas, as I said a few minutes ago, the figure we now have before the committee for the overall cost of the permanent campus is $128,965,000. I would like to know, as far as the estimates before the committee today, the $3,593,000 for site, and the $1,500,000 for construction services, what is the basis for these figures? Upon what do you base your estimate?

BASIS FOR ESTIMATING SITE AND CONSTRUCTION SERVICES COST

Mr. THOMAS. This $3,593,000 is based on actual acquisitions in that area. It comes from the Department of General Services. That is the actual cost of those properties.

Mr. NATCHER. That is what you based your estimate on, figures from the General Services Administration?

Mr. THOMAS. Yes; construction services of $1,500,000 will give us enough money to design our first phase here and I have been assured by the Department of General Services that that is enough money. They have other funds they can use for project management and that kind of thing.

As the project moves along, we will be able to pick up and supplement any funds that are available.

UTILIZATION OF FUNDS

Mr. NATCHER. Now, Mr. Thomas, I understand the site money could be utilized in fiscal year 1974 if approved?

Mr. THOMAS. Yes, sir.

Mr. NATCHER. Now, what about your request for construction services? Could you utilize that in fiscal year 1974?

Mr. THOMAS. I would like to have it, yes, sir.

Mr. NATCHER. Could you utilize it? Would it be necessary during the fiscal year? I know your site money would be.

Mr. THOMAS. We would have to have that money on hand in order to contract. We wouldn't necessarily use the entire amount, no.

Mr. NATCHER. I am talking about the $1.5 million.

Mr. THOMAS. It is needed to initiate a contract. We have to have funds before we can draw up a contract with various authorities.

Mr. KELLY. The $1,500,000 requested for construction services is necessary in fiscal year 1974. That money would be used to let a contract, to design the first phase construction of the project. Next year, when we requested construction money, there would be some additional requests for construction services, but this portion of it is all we need now to initiate the project.

Mr. NATCHER. It could be utilized and would be necessary during the fiscal year 1974?

Mr. KELLY. That is correct.

CLEARANCES FOR LAND ACQUISITION

Mr. NATCHER. You feel you have all the necessary clearances required as far as the acquisition of the land is concerned?

Mr. THOMAS. Yes, sir.

Mr. NATCHER. From the Redevelopment Land Agency, and what about the National Capital Planning Commission?

Mr. THOMAS. We have been given boundary approval from NCPC.

Mr. NATCHER. There are no hitches that you know anything about?

Mr. THOMAS. No, sir.

SIZE OF SITE

Mr. NATCHER. Could you give us an idea of the acreage involved here under the present request before the committee? What are we talking in terms of as far as square feet, or acreage?

Mr. THOMAS. The building in phase II is 344,240 square feet.

Mr. NATCHER. That is on what street?

Mr. THOMAS. That is block square 426 on the corner of L and 7th Streets.

ASSESSED VALUE OF SITE

Mr. NATCHER. Can you give us some idea as to the assessed value of this property? You probably wouldn't have that figure.

Mr. KELLY. The square foot area of 426 is 70,543 square feet. The assessed value of the property is $1,509,180.

Mr. NATCHER. That is good, Mr. Kelly. The assessed value and the amount requested are about right. We have them from time to time that are way off, but this seems to be about right as far as assessed value is concerned, when you consider an assessment rate of 65 percent and the overall cost figure.

That takes us down through this first request. Mr. Myers, I will yield to you on any questions concerning these figures and the overall plat that is before you.

Mr. MYERS. Thank you, Mr. Chairman.

USE OF OLD CENTRAL LIBRARY

For what will the library be used in this complex?

Mr. THOMAS. It will be used for undergraduate studies. We are planning at the moment to have our communications, our TV and

media services, that kind of thing. There will be other smaller departmental libraries.

Dr. WILLIAMS. It is being used as a library and media services.

Mr. MYERS. Actually you have a full block there. Actually, it is two blocks, isn't it?

Mr. THOMAS. Practically, yes.

Mr. MYERS. As far as land space is concerned, the use will not be very advantageous.

Mr. THOMAS. It hasn't been a very good gift.

Mr. MYERS. The library is old too, is it not?

Mr. THOMAS. A historical site.

Miss PINKETT. It is my understanding that the old library building is for the use of the city as long as it is used as a library. Once its use is changed, it goes back to the Carnegie family. Therefore, if we are going to use it at all, we have to have a library there. We can't change the exterior part of the building. It is a gift. It will be beautiful, but it isn't using the land to the greatest extent. However, a library is the only thing we can use it for.

Mr. KELLY. The land surrounding the library belongs to the National Park Service and is not part of the building itself. We are only renovating the inside of the building. We are not touching any shrubbery or landscaping outside. We are keeping National Park Service advised of what is going on, but we have no jurisdiction over that land.

STUDENT ENROLLMENT AND ADEQUACY OF CAMPUS FACILITIES

Mr. MYERS. Your present facility as you plan it for the year 1976, I believe, would house 6,100 FTE's. That could amount to 9,000 head count.

What does FTE mean?

Dr. JOHNSON. Full-time equivalent.

Mr. MYERS. That is 9,000 students?

Dr. JOHNSON. An urban college as Federal City College is, there will be many students who will be taking part loads, one course, two courses, and so forth.

Mr. MYERS. No one knows, we don't have a crystal ball, but I wouldn't be surprised if by that year your facility here will be grossly inadequate.

The college will grow rapidly. Especially with consolidation. When you bring in D.C. Teachers College where will the campus be then?

Mr. THOMAS. We have looked at that. If that should happen in the future——

Mr. MYERS. If it should? You mean when it does?

Mr. THOMAS. This is the present FCC proposed campus here [pointing]. This means we could possibly acquire this other land in here [pointing].

BUILDINGS ON PROPOSED EXTENSION SITE

Mr. MYERS. What is on that land north of L Street that you are referring to?

Mr. THOMAS. The buildings here would have to be of lower density because we are going down in the community. This is really our original proposal but we didn't get it through because they didn't quite get the spirit of the planning and it was a little too sophisticated, I think.

Now that it is coming to light, I think we could have our buildings here reduced in density to die down and fade into the community, whereas when you go to downtown Washington the buildings are being higher and more dense.

Mr. MYERS. What type building construction exists now in the areas you are considering for future expansion?

Mr. THOMAS. Those buildings are in dilapidated condition.

Mr. MYERS. Are they under any urban renewal program?

Mr. THOMAS. Since we have been given boundary approval, they are not going through with the urban renewal project.

Mr. MYERS. It will not be used for some other purpose. IBM, Sears Roebuck, or somebody else isn't going to come in there?

Mr. THOMAS. They can come in and possibly build, but it wouldn't increase the cost of the land at all because that kind of shenanigans now has been done away with in the District of Columbia.

Mr. MYERS. You are protected with regard to expansion?

Mr. THOMAS. Yes.

Mr. MYERS. I have no further questions. Thank you, Mr. Chairman.

Mr. NATCHER. Mr. Burlison?

Mr. BURLISON. No questions, Mr. Chairman.

Mr. NATCHER. Mr. Coughlin?

Mr. COUGHLIN. No questions at this time, Mr. Chairman.

CONCLUSION OF FEDERAL CITY COLLEGE PRESENTATION

Mr. NATCHER. This completes the capital outlay requests for the Federal City College. Are there any additional questions now concerning the Federal City College from any of the members?

(No response.)

Mr. NATCHER. Dr. Johnson, Miss Pinkett, and all of you officials and associates of the Federal City College, we appreciate your appearing before our committee in behalf of your budget request for fiscal year 1974.

Dr. Johnson and Miss Pinkett, speaking for myself as one member of the committee, we wish you the best of everything in your new assignment and your endeavor to straighten out the Federal City College so that it can operate properly.

The committee is concerned about it. We have a right to be concerned, as you well know. I believe that the action you are taking and the direction you are traveling in now will produce the right kind of results. I want to say to you we wish you the best of everything now and, as you go along with the new Federal City College, we hope as far as accreditation is concerned it will soon be resolved. We wish you the best of everything.

Dr. JOHNSON. Thank you very kindly, Mr. Chairman. You have been very kind and very helpful and to all the members of the committee we sincerely appreciate your support and encouragement.

Mr. NATCHER. Thank you very much.

95-872 O - 73 - pt. 2 -- 29

WEDNESDAY MAY 9, 1973.

DISTRICT OF COLUMBIA TEACHERS COLLEGE

WITNESSES

MISS FLAXIE PINKETT, CHAIRMAN, BOARD OF HIGHER EDUCATION
DR. PAUL P. COOKE, PRESIDENT
DR. MATTHEW WHITEHEAD, DEAN OF COLLEGE
DR. CHARLES WALKER THOMAS, DEAN OF STUDENTS
PETER V. SWINDLER, DEAN OF ADMINISTRATION
SAM D. STAROBIN, DIRECTOR, DEPARTMENT OF GENERAL SERVICES

Mr. NATCHER. We want to take up next the request for fiscal year 1974 for the District of Columbia Teachers College. The amount requested is $3,297,800, and 200 positions, an increase of $59,700, in the adjusted base, but $81,200 below the 1973 allotment, and six additional positions. We will insert the justification material in the record at this point.

(The justification material follows:)

DISTRICT OF COLUMBIA GOVERNMENT		SCHEDULE 1		
AGENCY: DISTRICT OF COLUMBIA TEACHERS COLLEGE	CATEGORY:	SUBCATEGORY:	BUDGET UNIT:	CODE: GD

FINANCIAL SUMMARY

Resource Category	Description		Past Year FY 1972 Obligations	Current Year FY 1973 Allotment	Budget Year FY 1974 Adjusted Base	Budget Year FY 1974 Increase	Budget Year FY 1974 Request	Recommended
OPERATING	D.C. FUNDS		3,216.7	3,379.0	3,238.1	59.7	3,297.8	
	REVENUE SHARING FUNDS		-0-	-0-	-0-	-0-	-0-	
	FEDERAL GRANTS		279.9	270.8	270.8	609.6	880.4	
	OTHER		-0-	-0-	-0-	-0-	-0-	
	REIMBURSEMENTS	District (non add)	(786.8)	(223.8)	(233.8)	(17.0)	(250.8)	
		Non-District	-0-	-0-	-0-	-0-	-0-	
	Total Operating		3,496.6	3,649.8	3,508.9	669.3	4,178.2	
CAPITAL IMPROVEMENTS	D.C. FUNDS		-0-	145.0			255.0	
	REVENUE SHARING FUNDS		-0-	-0-			-0-	
	FEDERAL GRANTS		112.8	-0-			-0-	
	Total Capital Improvements		112.8	145.0			255.0	

MANPOWER SUMMARY

D.C. POSITIONS	AUTHORIZED PERMANENT						
	• Full Time	194	194	194	6	200	
	• Part Time						
	TEMPORARY						
REVENUE SHARING POSITIONS							
GRANT POSITIONS		5	7	7	23	30	
REIMBURSABLE POSITIONS		25	14	14	7	21	
GRAND TOTAL		224	215	215	36	251	

Revised 10/72

DISTRICT OF COLUMBIA GOVERNMENT	SCHEDULE 2
AGENCY: District of Columbia Teachers College	

DETAIL OF D.C. POSITIONS AND FUNDS

Description			Past Year Fy 1972 Obligations	Current Year FY 1973 Allotment	Budget Year– FY 1974 Adjusted Base	Budget Year– FY 1974 Increase	Budget Year– FY 1974 Request	Recommended
POSITIONS	POSITIONS AVAILABLE		194	194	194	6	200	
	POSITIONS FUNDED		194	194	194	6	200	
	POSITION LAPSE (percent)		-0-	-0-	-0-	-0-	-0-	
D.C. FUNDS	Operating	GENERAL	3,216.7	3,379.0	3,238.1	59.7	3,297.8	
			-0-	-0-	-0-	-0-	-0-	
			-0-	-0-	-0-	-0-	-0-	
			-0-	-0-	-0-	-0-	-0-	
		TOTAL OPERATING	3,216.7	3,379.0	3,238.1	59.7	3,297.8	
	Capital Improvements	GENERAL	-0-	145.0			255.0	
			-0-	-0-			-0-	
			-0-	-0-			-0-	
			-0-	-0-			-0-	
		TOTAL CAPITAL	-0-	145.0			255.0	
		TOTAL D.C. FUNDS	3,216.7	3,524.0			3,552.8	

DISTRICT OF COLUMBIA GOVERNMENT			SCHEDULE 3	
AGENCY: District of Columbia Teachers College	CATEGORY:	CODE: GD	FUNDING SOURCE: D.C. Funds	Continuation Sheet Page 1 Of

OBJECT CLASS SUMMARY–OPERATING FUNDS

Object Classes		Past Year FY 1972 Obligations	Current Year FY 1973 Allotment	Budget Year FY 1974			Recommended
Expense Category	Title			Adjusted Base	Increase	Request	
PERSONAL SERVICES	PERMANENT POSITIONS AVAILABLE (non-add)	2,700.0	2,835.5	2,789.4	256.2	3,045.6	
	PERMANENT POSITIONS FUNDED	2,672.8	2,810.1	2,739.5	55.3	2,794.8	
	OTHER THAN PERMANENT POSITIONS FUNDED	-0-	-0-	-0-	-0-	-0-	
	OTHER PERSONNEL COMPENSATION	-0-	-0-	-0-	-0-	-0-	
	• Night Work Differential	-0-	-0-	-0-	-0-	-0-	
	• Holiday Pay	-0-	-0-	-0-	-0-	-0-	
	• Overtime Pay	-0-	-0-	-0-	-0-	-0-	
	• Standby	-0-	-0-	-0-	-0-	-0-	
	• Terminal Leave	-0-	-0-	-0-	-0-	-0-	
	•	-0-	-0-	-0-	-0-	-0-	
	TOTAL PERSONNEL COMPENSATION	2,672.8	2,810.1	2,739.5	55.3	2,794.8	
	PERSONNEL BENEFITS: civilian employees	171.5	179.9	166.0	4.4	170.4	
	BENEFITS FOR FORMER PERSONNEL	-0-	-0-	-0-	-0-	-0-	
	Total Personal Services	2,844.3	2,990.0	2,905.5	59.7	2,965.2	
OTHER OPERATING	TRAVEL AND TRANSPORTATION OF PERSONS	3.5	2.5	2.5	-0-	2.5	
	TRANSPORTATION OF THINGS	0.9	2.0	2.0	-0-	2.0	
	RENT, COMMUNICATIONS AND UTILITIES	26.7	26.0	36.0	-0-	36.0	
	PRINTING AND REPRODUCTION	14.3	20.5	35.5	-0-	35.5	
	OTHER SERVICES	81.2	100.0	75.0	-0-	75.0	
	SUPPLIES AND MATERIALS	130.0	88.6	88.6	-0-	88.6	
	EQUIPMENT TO BE CAPITALIZED	-0-	-0-	-0-	-0-	-0-	
	EQUIPMENT NOT TO BE CAPITALIZED	113.0	112.8	56.4	-0-	56.4	
	GRANTS AND SUBSIDIES	1.8	36.6	36.6	-0-	36.6	
	INSURANCE CLAIMS AND INDEMNITIES	-0-	-0-	-0-	-0-	-0-	
	REFUNDS	-0-	-0-	-0-	-0-	-0-	
	UNAUDITED	1.0	-0-	-0-	-0-	-0-	
	Total Other Operating	372.4	389.0	332.6	-0-	332.6	
	TOTAL OPERATING	3,216.7	3,379.0	3,238.1	59.7	3,297.8	

DISTRICT OF COLUMBIA GOVERNMENT			SCHEDULE 3	
AGENCY: DISTRICT OF COLUMBIA TEACHERS COLLEGE	CATEGORY:	CODE: CD	FUNDING SOURCE: FEDERAL GRANTS	Continuation Sheet Page 2 Of 2

OBJECT CLASS SUMMARY–OPERATING FUNDS

Object Classes		Past Year FY 1972 Obligations	Current Year FY 1973 Allotment	Budget Year FY 1974			Recommended
Expense Category	Title			Adjusted Base	Increase	Request	
PERSONAL SERVICES	PERMANENT POSITIONS AVAILABLE (non-add)						
	PERMANENT POSITIONS FUNDED	69.0	111.3	111.3	193.8	305.1	
	OTHER THAN PERMANENT POSITIONS FUNDED						
	OTHER PERSONNEL COMPENSATION						
	• Night Work Differential						
	• Holiday Pay						
	• Overtime Pay						
	• Standby						
	• Terminal Leave						
	•						
	TOTAL PERSONNEL COMPENSATION	69.0	111.3	111.3	193.8	305.1	
	PERSONNEL BENEFITS: civilian employees	3.7	5.8	5.8	48.5	54.3	
	BENEFITS FOR FORMER PERSONNEL						
	Total Personal Services	72.7	117.1	117.1	242.3	359.4	
OTHER OPERATING	TRAVEL AND TRANSPORTATION OF PERSONS	3.9	2.5	2.5	3.6	6.1	
	TRANSPORTATION OF THINGS						
	RENT, COMMUNICATIONS AND UTILITIES	0.4	0.4	0.4	4.6	5.0	
	PRINTING AND REPRODUCTION	4.5			7.0	7.0	
	OTHER SERVICES	56.5			32.1	32.1	
	SUPPLIES AND MATERIALS	10.0	2.5	2.5	23.5	26.0	
	EQUIPMENT TO BE CAPITALIZED	14.1	25.0	25.0	101.8	126.8	
	EQUIPMENT NOT TO BE CAPITALIZED	10.0	5.6	5.6	5.0	10.6	
	GRANTS AND SUBSIDIES	107.8	117.7	117.7	189.7	307.4	
	INSURANCE CLAIMS AND INDEMNITIES						
	REFUNDS						
	Total Other Operating	207.2	153.7	153.7	367.3	521.0	
	TOTAL OPERATING	279.9	270.8	270.8	609.6	880.4	

DISTRICT OF COLUMBIA GOVERNMENT		SCHEDULE 4		
AGENCY: District of Columbia Teachers College	CATEGORY:	SUBCATEGORY:	CODE: GD	Continuation Sheet Page Of

DISTRIBUTION BY BUDGET COMPONENT AND FUNDING SOURCE

Code		Past Year FY 1972 Obligations	Current Year FY 1973 Allotment	Budget Year FY 1974 Adjusted Base	Budget Year FY 1974 Increase	Budget Year FY 1974 Request	Recommended
100	Instruction	1,994.6	2,079.5	2,015.0	-0-	2,015.0	
200	Organized Research	15.0	15.4	15.4	-0-	15.4	
300	Public Service	14.0	14.4	14.4	-0-	14.4	
400	Academic Support	295.8	308.0	283.0	-0-	283.0	
500	Student Support	186.1	241.1	221.1	56.7	277.8	
600	Institutional Support	711.2	720.6	689.2	3.0	692.2	
		3,216.7	3,379.0	3,238.1	59.7	3,297.8	
	Federal Fund						
100	Instruction	14.1	12.5	12.5	33.8	46.3	
200	Organized Research	-0-	-0-	-0-	69.0	69.0	
400	Academic Support	-0-	20.6	20.6	49.6	70.2	
500	Student Support	107.8	117.7	117.7	189.7	307.4	
600	Institutional Support	158.0	120.0	120.0	267.5	387.5	
		279.9	270.8	270.8	609.6	880.4	
	Total Available	3,496.6	3,649.8	3,508.9	669.3	4,178.2	

DISTRICT OF COLUMBIA GOVERNMENT			SCHEDULE 5		
AGENCY: DISTRICT OF COLUMBIA TEACHERS COLLEGE	CATEGORY:	SUBCATEGORY:	BUDGET UNIT:	CODE: GD	Continuation Sheet Page 1 Of 1

DISTRIBUTION OF INCREASES–D.C. OPERATING FUNDS

Class/Item	D.C. Fund	Pos.	Amounts			Annualization	Full Year Amount	Recommended
			Personal Services	Other Operating	Total			
D. C. FUNDING								
Annualization	G	0	3.00	-0-	3.00	-0-	3.0	
Staffing and Maintenance	G	6	56.7	-0-	56.7	24.9	81.6	
	G	6	59.7	-0-	59.7	24.9	84.6	

DISTRICT OF COLUMBIA GOVERNMENT

SCHEDULE 6

AGENCY: District of Columbia Teachers College

Continuation Sheet: Page 1 Of 1

SUMMARY OF BUDGET ADJUSTMENTS–D.C. FUNDS

Budget Structure		Current Year FY 1973	Non-Recurring	Inter-Agency	Redirections				Budget Year FY 1974
Code	Components	Allotment	Decreases	Transfers	From (–)	To (+)	Other Adjustments	Net Change	Adjusted Base
100	Instruction	2,079.5	-0-	-0-	-0-	-0-	- 64.5	- 64.5	2,015.0
200	Organized Research	15.4	-0-	-0-	-0-	-0-	-0-	-0-	15.4
300	Public Service	14.4	-0-	-0-	-0-	-0-	-0-	-0-	14.4
400	Academic Support	308.0	-0-	-0-	-0-	-0-	-25.0	-25.0	283.0
500	Student Services	241.1	-0-	-0-	-0-	-0-	- 20.0	-20.0	221.1
600	Institutional Services	720.6	-0-	-0-	-0-	-0-	- 31.4	+31.4	689.2
		3,379.0	-0-	-0-	-0-	-0-	-140.9	-140.9	3,238.1
100	Instruction	120	-0-	-0-	-0-	-0-	-0-	-0-	120
200	Organized Research	1	-0-	-0-	-0-	-0-	-0-	-0-	1
300	Public Service	½	-0-	-0-	-0-	-0-	-0-	-0-	½
400	Academic Support	16½	-0-	-0-	-0-	-0-	-0-	-0-	16½
500	Student Services	9	-0-	-0-	-0-	-0-	-0-	-0-	9
600	Institutional Services	47	-0-	-0-	-0-	-0-	-0-	-0-	47
		194	-0-	-0-	-0-	-0-	-0-	-0-	194

DISTRICT OF COLUMBIA GOVERNMENT	SCHEDULE 10
AGENCY: D.C. TEACHERS COLLEGE	Continuation Sheet Page Of

LANGUAGE ITEM SHEETS

Appropriation Item

Provided, that the certification of the President of the D.C. Teachers College shall be sufficient voucher for the expenditure of $1,000 of this appropriation for such purposes as he may deem necessary.

Justification

The proposed language will allow the President of D.C. Teachers College unaudited expenditures in support of activities of the College, including functions for dignitaries of the academic and professional communities.

DISTRICT OF COLUMBIA GOVERNMENT			SCHEDULE 5		
AGENCY: DISTRICT OF COLUMBIA TEACHERS COLLEGE	CATEGORY: STUDENT SUPPORT	SUBCATEGORY:	BUDGET UNIT:	CODE: GD	Continuation Sheet Page 1 Of 1

DISTRIBUTION OF INCREASES–D.C. OPERATING FUNDS

Class/Item	D.C. Fund	Pos.	Amounts			Annualization	Full Year Amount	Recommended
			Personal Services	Other Operating	Total			
HEALTH SERVICE:								
Medical Officer GS - 15	G	1	21,100		21,100	8,082	29,182	
Chief Nurse GS - 11	G	1	10,300		10,300	4,881	15,181	
Nursing Assistants GS - 6	G	3	19,000		19,000	8,901	27,901	
Secretary GS - 6	G	1	6,300		6,300	3,036	9,336	
	G	6	56,700		56,700	24,900	81,600	

DISTRICT OF COLUMBIA GOVERNMENT	SCHEDULE C
AGENCY: District of Columbia Teachers College	Continuation Sheet Page 1 Of 2

FEDERAL GRANT ASSISTANCE

Symbol	Budget Structure Code	Grant Title / Agency Allocation / Object Class Allocation	Initial Award	Source	Obligations FY 1972 Actual	Obligations FY 1973 Estimates	Obligations FY 1974 Estimates	Purpose
	100	Title VI - Equipment Grant		HEW	14.1	12.5	30.0	To enable the College to purchase instructional equipment, not otherwise provided in operating budget.
	100	Title III - Strengthening Developing Institutions		HEW	0	0	16.3	To plan and initiate programs to improve Faculty, Administrative supports and Student Services.
	200	Title III -Institutional Research		HEW	0	0	69.0	To provide services in institutional research in areas of administration, academic programs, finance, management and student services.
	400	Co-operative Education Program		HEW	0	15.0	53.9	To provide assistance to students involved in community, business and educational work, consistent with their training and interests.
	400	Title III - Faculty Support		HEW	0	0	10.7	To enlarge the scope of present disciplines to prepare graduates for specialized fields.
	400	Title IIA- Library Resources Grant		HEW	0	5.6	5.6	To provide fund for acquisition of additional books and supplies for the Library.

DISTRICT OF COLUMBIA GOVERNMENT	SCHEDULE C
AGENCY: District of Columbia Teachers College	Continuation Sheet Page 2 Of 2

FEDERAL GRANT ASSISTANCE

Symbol	Budget Structure Code	Grant Title / Agency Allocation / Object Class Allocation	Initial Award	Source	Obligations FY 1972 Actual	Obligations FY 1973 Estimates	Obligations FY 1974 Estimates	Purpose
	500	Educational Opportunity		HEW	40.1	36.4	100.0	To provide direct non-obligating grants to students of exceptional financial need and of academic promise.
	500	National Direct Student Loan		HEW	28.7	30.5	87.4	To provide loans for full-time students in good academic standing.
	500	Workstudy		HEW	39.0	50.8	120.0	Established by E.O. Act of 1964 to aid full time students from low income and needy families.
	600	Title III-Multiple Projects		HEW	158.0	120.0	387.5	To provide funding for several projects that serve the College. This includes the administration, faculty and student body.
		TOTAL			279.9	270.8	880.4	

Mr. NATCHER. We have before the committee Dr. Paul P. Cooke, president of the District of Columbia Teachers College, and we also have Miss Flaxie Pinkett, the chairman of the Board of Higher Education.

Dr. Cooke, before we proceed now, with any statement, whom do you have with you?

Dr. COOKE. Thank you, Mr. Chairman.

Immediately on my right is Dr. Matthew Whitehead, dean of the college. Next to Dean Whitehead is Peter V. Swindler, who is dean of administration and with us too is Dr. Charles Walker Thomas, dean of students. All of District of Columbia Teachers College.

Mr. NATCHER. Thank you, Dr. Cooke. We are delighted to have all of you with us.

Before we proceed, Miss Pinkett, do you have any statement to make to us on this college?

Miss PINKETT. Not at this time.

Mr. NATCHER. Now, Dr. Cooke, you have a statement and we will be glad to hear from you.

GENERAL STATEMENT OF DR. COOKE

Dr. COOKE. Thank you, Mr. Chairman. In this year, the hundredth year of public higher education in the District of Columbia, the District of Columbia Teachers College continues the direct line of teacher education begun in 1873. The Teachers College, which also has roots in the private institution of Myrtilla Miner opened in 1851, looks forward this year to graduating 265 men and women all prepared to go into the classroom—and equally important today, to enter business and industry, the District and Federal Government, and graduate school. (As of May 15, the estimate includes those who will complete their work in summer 1973 and will be ready by the next school year.)

POLICIES AND GOALS OF THE COLLEGE

The District of Columbia Teachers College, which was organized in 1955 from a merger of Myrtilla Miner Teachers College and James O. Wilson Teachers College—which were formed from previous normal schools by the Congress in 1929—has as its major guiding policy the preparation of classroom teachers for the education profession.

The basic purpose has been the preparation of men and women to serve in schools and the further development of these persons as responsible citizens. The college, as an institution of higher education, has other major purposes—preparation of some persons to a limited extent for work other than the education professions, organized research, public service—and sees for itself a broader role in higher education as it adds to the nearly 11,000 graduates of this and other predecessor institutions since 1874.

In general, the major goal of the institution has been to develop and graduate men and women holding the bachelor of science degree or having completed the courses to meet the teacher certification requirements in the District of Columbia and other school jurisdictions. For the past decade the college has also established as a major goal the further professional development of persons already in the teaching

profession—from school assistants to classroom teachers and middle management personnel.

Increasingly, the institution has also developed objectives in assistance to the community.

I might say with respect to horizons and goals and what leads us to adopt goals is in part the Middle States Association which said to us in 1971 when it affirmed accreditation for the fourth time that "The service the District of Columbia Teachers College is performing in providing instruction for students preparing to be teachers and administrators is exceptional."

Then it went on to say, "Despite these positive observations, the team raises the question of whether the horizons, the aspirations, the expectations of DCTC are too limited. Another way of putting the question is to ask whether the college's goals are so reasonably reachable that the college is denied an additional element of dynamism" and it goes on but this in part is what encourages us to establish certain goals.

PROGRAMS OF THE INSTITUTION

Undergraduate Degree

Men and women earning the B.S. degree prepare themselves for the classrooms of early childhood education, elementary education, the junior high school or the senior high school. On the "secondary" level, the college prepares majors in business education, English, speech correction, art, French, Spanish, health and physical education (also prepared for the elementary school), mathematics, general science, biology, chemistry, geography, history. In addition the college has minor fields in music and speech and all of the fields above (except speech correction and physical education).

The college has developed a special education major for the elementary level, and majors in elementary education have a subject matter concentration. The number of graduates has doubled in the last 6 years (from 121 to 252 in 1972).

Teacher Certification

The teacher certification program, begun in 1958, prepares persons who already hold the bachelor's degree to qualify to teach in the District public schools. This program is almost exclusively in the evening and enrolls many persons already teaching on a temporary appointment.

Inservice program

Both courses in the College Miner and Wilson buildings and an extensive off-campus program prepare teachers and others in the education professions for improved service in the schools. During a semester the Teachers College has enrolled as many as 600 teachers in 39 off-campus schools.

Based on a grant from the U.S. Office of Education through the University of Maryland, the Teachers College has also increased its program for preparing personnel for adult education.

Total inservice enrollment this semester will be approximately 1,500 persons in the profession.

Teacher aides

For about 10 years the Teachers College has been training aides, primarily for the classroom and schools but also aides in recreation and pupil personnel. The aide can qualify for a certificate but may be a person also working toward his college degree. A special aide program, "COP", career opportunity program, especially focuses on men and women who work as aides and have a career goal of the B.S. degree and service in the profession.

The budget structure for higher education in fiscal year 1974 has been changed from 1973 so actually I am speaking to other budget structures. We have done much of this before but we actually have formal budget structure activities such as the following:

OTHER BUDGET STRUCTURE ACTIVITIES

Supplementing the academic programs, above, the Teachers College has increasingly encouraged both institutional research and research by faculty, including opportunity aided by grant (e.g., optical data processing and holography).

The institution has also increasingly turned to the community, especially the 14th Street Renewal Area, to provide some assistance, for example, in managing the Adult Courtesy Patrol and the DCTC/Recreation Department Playground. The opportunity of a college to render public service—to serve the public—is extensive and should not be ignored.

CHANGES IN THE TEACHERS COLLEGE

From an undergraduate enrollment of 784 in 1965 to 1,712 in fall 1972, from faculty of 58 in 1966 to 130 in 1972, from a low of 69 graduates to a high of 259 persons—the District of Columbia Teachers College has grown.

I might say, Mr. Chairman, much of this has been because of the appropriations that this committee has approved.

Much of the growth has taken place at the time two new public institutions have been established. At the same time the applications for admission, the number and percent of rejections—neither has decreased.

PLACEMENT OF GRADUATES

The graduates of the college find employment—foremost in the dedication professions, second in government and business. Recruitment for the college graduates continues, and there seems little doubt that every graduate could find teaching employment if she were willing to leave Washington and the metropolitan area.

Half of them find it here; many find it all over the United States and could be recruited 100 percent into teaching if they saw fit to leave the area. The jobs continue to be available for men and women trained in urban areas with genuine urban experiences.

MANAGEMENT IMPROVEMENTS

With respect to other changes, I can also set forth substantial changes and improvement in management, substantial improvements in the administration of the college especially resulting, as you men-

tioned yesterday, from the survey of the institution by the General Accounting Office.

We will be glad to do so at your request.

CURRENT FUNDING REQUEST

This college has a request for $3,297,800 about $81,200 below the current appropriation of $3,379,000. The appropriation is intended to meet policy and goals and the program described above.

The funding request includes an increase in positions from 194 to 200, to include 6 positions to create a permanent health service. Never having had a permanent health service, the college has had to depend on staff provided by the Health Services Administration to serve the students. The medical doctor, however, was recalled by the Health Services Administration as of August 31, 1972, a practical nurse assigned elsewhere—at least temporarily, and the registered nurse due to be assigned other than at the college as of June 30, 1973.

The six positions provide this institution with a medical doctor, a registered nurse, three licensed practical nurses, and a medical secretary. All of these positions are vitally needed, and the college envisions not only for the first time a permanent health care but also for the first time limited service in the early evening for undergraduate students. The college health service does not seek to offer treatment for students but does emphasize examination, diagnosis, counseling, referral, and service to students who themselves will be concerned with the health of children they will teach.

Capital: Multipurpose health and physical education complex

In 1961 the accreditation team of the Middle States Association observed the poor gymnasium and other health and physical education facilities of the institution.

In 1971 we have a review of the physical facilities again and I am required, Mr. Chairman, to report to the Middle States by May 15 on our physical facilities and our financial resources, but the college, that is firm accreditation. It is on page 3 of the accreditation report.

I just remarked about the Middle States and this next sentence says: "So did the National Commission on Accreditation in Teacher Education." In 1971 the Middle States again found the physical facilities less than standard and, although accrediting the Teachers College (also accredited in 1943, 1953, and 1961) required a report on financial resources and physical facilities by spring of 1973. (The report will be sent to Middle States in May 1973.)

To meet a severe need of the institution, heed Middle States, and also served the community, a multipurpose health, physical education, and recreation complex (20–2) can be begun with the appropriation for the construction services of $135,000 is the capital request. The college is fortunate to serve the community, fortunate in having the community—the D.C. Recreation Department and ACP supporting the request as they see community use of the facilities.

Mr. NATCHER. Thank you very much, Dr. Cooke.

INVESTIGATIVE REPORT

Dr. Cooke, at this time I want to take up with you the report of the investigation of the District of Columbia Teachers College conducted

by the committee's surveys and investigation staff. First I would like to read a portion of our committee report on the bill last year that relates to the D.C. Teachers College, and I quote:

During the hearings it was disclosed that the Internal Audit Division of the District government has been reviewing allegations regarding financial transactions of the college. The General Accounting Office has also been conducting a review of problems in financial and property administration. It is understood that certain matters have been turned over to the Department of Justice for investigation. This situation is of great concern and, accordingly, the committee has launched an indepth investigation into the whole matter involving both District of Columbia and Federal moneys, as well as the general management and financial policies of the institution.

That is the end of the quote that we had in our committee report accompanying the bill last year.

This investigation has been completed and a report filed with the committee. We believe this is a good report and it is my recommendation that it be incorporated in the hearings at this point.

[The report follows:]

A REPORT ON THE GENERAL AND FINANCIAL ADMINISTRATION OF THE DISTRICT OF COLUMBIA TEACHERS COLLEGE—FEBRUARY 1973

FEBRUARY 15, 1973.

MEMORANDUM FOR THE CHAIRMAN

Re: General and Financial Administration of the District of Columbia Teachers College.

By directive dated May 24, 1972, the committee requested that an inquiry be made into the general management and financial policies of the District of Columbia Teachers College.

The inquiry has been completed and the results are incorporated in this report.

Respectfully submitted.

C. R. ANDERSON, *Director,*
Surveys and Investigations Staff,
House Appropriations Committee.

I. INTRODUCTION

A. DIRECTIVE

By directive dated May 24, 1972, the committee requested that an inquiry be made into the general management and financial policies of the District of Columbia Teachers College.

The committee advised that the study should include a review into the following areas: the authority of the receipt and deposit of all funds; the procedures for control over the obligation and the expenditure of appropriated funds; the accountability for supplies and equipment; and the procedures for the collection of tuition and the fees owed by students.

B. SCOPE OF INQUIRY

The investigative staff discussed the general management and financial policies of the District of Columbia Teachers College (DCTC) with the President and the deans of the college. Personnel in the Office of the Dean of Administration responsible for financial management, including the budget, accounting, procurement, and property management functions, were also interviewed. The investigative staff reviewed records, documents, directives, and manuals pertaining to controls over the obligation, expenditure, and accounting for appropriated and nonappropriated funds, including grants and funds derived from reimbursable services; property accounting and inventory; personnel administration, classification, and payrolls; and the authority for the collection of student fees and tuition as well as procedures and controls over their receipt and expenditure.

The investigative staff discussed matters pertaining to the operation and management of the DCTC with those officials of the District of Columbia govern-

ment responsible for providing management direction, assistance, and services to the college. Included in the discussions were officials of the Office of Budget and Financial Management, the Office of the Corporation Counsel, the Office of Youth Opportunity Services, the Office of Criminal Justice Plans and Analysis, the Office of Municipal Audit and Inspection, the Personnel Office, the Department of General Services, the Division of Education in the Department of Human Resources, and the Metropolitan Police Department. The general management and financial policies of the college were also discussed with officials of the Board of Higher Education and minutes of the board were reviewed.

The coexecutive secretary of the commission on higher education, middle States association of colleges and secondary schools, in New York City, was interviewed concerning the report of the evaluation team on the accreditation of the DCTC and the possible effect on accreditation of the teachers college if a merger of the DCTC and the Federal City College were effected. A discussion was also held with the President of the American Association of State Colleges and Universities in Washington, D.C., relative to fee and tuition practices, and trends in teacher education at State colleges.

The investigative staff reviewed congressional acts, transcripts of congressional hearings on the DCTC appropriations requests, congressional committee reports, and the report of the commission on the organization of the government of the District of Columbia (hereinafter referred to as the Nelsen Commission). A draft copy of the comprehensive plan for public education in the District of Columbia, prepared by the management consulting firm of Arthur D. Little, Inc. (hereinafter referred to as the Little Report), was reviewed.

The investigative staff also reviewed the General Accounting Office report dated May 16, 1972, captioned "Problems in Financial and Property Administration at the District of Columbia Teachers College."

Discussions were also held with the officers of the DCTC Student Government Association, the President of the DCTC chapter of the American Association of University Professors, and members of the DCTC faculty.

C. BACKGROUND

1. History

The District of Columbia Teachers College (DCTC) was formed by a merger of the Miner Teachers College and the Wilson Teachers College on July 1, 1955. The primary purpose of the college is to prepare students for teaching in preschools, early childhood education centers, and elementary and secondary schools. Until 1969, the DCTC was under the jurisdiction and control of the Board of Education.

The District of Columbia Public Education Act, approved November 7, 1966, (P.L. 89–791), established a Board of Higher Education (BHE) to be appointed by the then Commissioners of the District of Columbia, and provided for this board to assume control of the DCTC from the Board of Education when agreed upon by both boards and approved by the Board of Commissioners of the District of Columbia. A memorandum of understanding execute between the two boards and approved by the Mayor-Commissioner of the District of Columbia on December 20, 1968, made January 1, 1969, the effective date of transfer of the DCTC control to the BHE. The memorandum was later amended to make January 1, 1969, the effective date of transfer for policy and supervisory purposes and July 1, 1969, for all other purposes, including administrative and fiscal functions.

2. College enrollment and facilities

a. College enrollment

The 1972 fall enrollment for the DCTC as of November 29, 1972, totaled 3,057, of which 1,643 were full-time day students, 6 part-time day students, 611 evening students attending courses at the college, and 797 students attending off-campus courses held in District elementary and high schools.

The 1972 fall semester full-time day enrollment showed an increase of 38 students over the similar 1971 fall enrollment, whereas the total evening enrollment (at the college and at off-campus centers) showed a decrease of 310 students, from 1,718 in 1971 to 1,408 in 1972.

b. Facilities

The Wilson and Miner Buildings, which are used for the college's educational and administrative functions, are both over 60 years old. According to the dean of administration of the college, the Wilson Building was originally built

to accommodate 600 students, and the Miner Building to accommodate 550 students. The administrative offices of the college are primarily located in the Wilson Building.

The investigative staff observed the obsolescence of the buildings and facilities, particularly the inadequate gymnasiums and sanitation facilities, and the lack of outdoor athletic facilities. The DCTC must use District high school and local private facilities for intercollegiate and intramural athletic events. Additional administrative and classroom space has been provided by constructing offices in previously unused open areas, and by partitioning and dividing large rooms. The college presently has plans and initial funding to convert the boilerroom space in the Miner Building into two floors of classroom space, and to also convert the attic space in the Wilson Building into additional classroom space. An official of the District's Department of General Services said he called to the attention of the District's Office of Budget and Financial Management the highly excessive costs involved in the attic renovation of the Wilson Building, and advised that Office the funds could be used to better advantage in new construction. Nevertheless, the decision was made to proceed with the project.

The DCTC fiscal year 1973 capital budget requests for additional funding for both the boilerroom and attic renovation projects stated that existing classrooms at the college were in use 72 percent of the available day class time and the college was "operating at 33 square feet per student at this time." College officials were unable to furnish the basis for the computation for space usage 72 percent of the available day class time. The dean of administration advised the investigative staff that the recommended space requirement for each student is 150 square feet; however, the space available at the DCTC is only 65 square feet.

An analysis made by the investigative staff of scheduled classroom utilization in both the Miner and Wilson Buildings for the 1972 fall semester disclosed less than 50-percent utilization of the available day class time.

II. Role of the Teachers College in Public Higher Education in the District of Columbia

The role of the District of Columbia Teachers College (DCTC) in public higher education in the District of Columbia has been the subject of congressional interest, concern, and legislative history for many years. In addition, studies made by a Presidential committee in 1964, a congressional commission in 1972, as well as a private contractor hired by the District of Columbia government in 1971, have included the DCTC and made certain recommendations concerning the future role of the college in public higher education.

The findings and recommendations pertaining to the DCTC in the aforementioned legislative history and studies, as well as the findings resulting from the investigative staff's inquiry into the general and financial administration of the college, should be considered in any future recommendations and legislation affecting the DCTC to be made by the Congress.

A. Possible Merger With Federal City College

The Presidential Committee on Public Higher Education in its report of 1964 stated that community organizations and citizens alike urged the need for two publicly supported institutions of education at the post-high school level and expressed the belief that the DCTC should be replaced by a new institution. The report recommended: (1) The creation of a junior college for technical and vocational training, (2) the creation of a College of Liberal Arts and Sciences to confer both master's and bachelor's degrees with special concern for teacher education, a function it should assume from the DCTC, and (3) the early development of a center or centers for high-level graduate and postdoctoral studies. Legislation incorporating some of the recommendations of the Presidential committee resulted in the enactment of the District of Columbia Public Education Act (Public Law 89–791).

The act established two institutions: the Washington Technical Institute under a Board of Vocational Education appointed by the President, and the Federal City College under the Board of Higher Education (BHE). As previously stated in this report, the act directed the BHE to assume control of the DCTC. The act is very explicit regarding the powers and duties of the Board of Higher Education over the Federal City College, but nonspecific as to its

powers and duties regarding the DCTC, thereby adding credence to the view that the Congress intended that these two institutions be merged.

The legislation enacted differed in certain respects from that proposed by the Presidential committee and from recommendations made by the Senate and House Committees on the District of Columbia. A significant difference was the failure to implement the recommendation that the College of Liberal Arts and Sciences should absorb the DCTC. The Presidential committee cited as primary reasons for this recommendation the restricted outlook, scope, and resources of the DCTC; the gross inadequacy of college facilities; and agreement of informed persons that teacher education goes forward best in strong multipurpose institutions.

The Senate and House conference report on the District of Columbia appropriations bill for fiscal year 1973 stated:

"The managers agree that the time for consolidation of the District of Columbia Teachers College and the Federal City College is overdue and suggest that merger plans be formulated by the Board of Higher Education and the District of Columbia Board of Education without further delay. The legislative history surrounding the passage of the District of Columbia Public Education Act (Public Law 89–791, dated November 7, 1966) clearly anticipates this action and recent congressional efforts to accelerate a decision have been ineffective.

"The managers further direct that the fiscal year 1974 budget requests for these two institutions be combined as the first step toward consolidating these institutions."

An official of the Office of the Corporation Counsel said there presently is no legislation that requires the merger of the Federal City College and the DCTC, only the congressional requirement for the submission of a consolidated budget for fiscal year 1974.

One of the major problems in the merging of the two institutions is that the Federal City College has not been accredited by the Commission on Higher Education, Middle States Association of Colleges and Secondary Schools. According to an official of the Commission on Higher Education, accreditation is of primary importance for two reasons: (1) Since World War II, legislation has required that colleges be accredited in order that attending veterans will be eligible for Veterans' Administration benefits, and (2) some form of standards are necessary to provide mobility to students in the transfer of their academic credits to other accredited institutions.

The accreditation of the DCTC was reaffirmed by the Commission on Higher Education in December 1971, although the evaluation team that visited the college made certain recommendations, including recommendations for improvements in facilities and fiscal support.

On the other hand, the Federal City College is not accredited. The same official of the Commission on Higher Education said that the turnover of leadership and faculty as well as student dissension at the Federal City College has delayed accreditation of that college. This official expressed the opinion that accreditation of the Federal City College is, at least, from 1 to 2 years away. He said that if the DCTC and the Federal City College were merged, the DCTC would maintain its accreditation for the training of teacher personnel. However, the Commission on Higher Education would want to look at the new structure in 2 years. If both colleges were accredited, then the evaluation team of the Commission on Higher Education would be interested only in the new structure. The official was not sure that any savings would be effected by the merger, stating that a chancellor would be needed at the superstructure level as well as the two college presidents.

An official of the American Association of State Colleges and Universities questioned the benefits which would result from a merger of the DCTC and the Federal City College. He said the needs of post secondary education in the District of Columbia are far from met, but he was not sure that one large institution would be the answer. He said there has been a recent decentralization trend among the large universities, resulting in bringing the institutions into the communities closer to the people, which opinion was concurred in by BHE officials. He said if there was a merger of the two colleges, that the Teachers College should remain intact. He also believed that there should be a strong coordinating mechanism over all State universities to insure that expensive duplication of effort and programs are avoided. He suggested that a consortium or a committee could be used to coordinate with the board of trustees of the individual institutions.

The president of the DCTC told the BHE that he is opposed to the merger with Federal City College because the institution would then become too big and impersonal and would not reach the students. He said such a merger would require specific congressional legislation. An official of the BHE in expressing the opinion of the Board, said the merger would be a tragic mistake. He said it would hurt the basic concepts of teacher education which has traditionally been separate from general education. He said there would be no savings in such a merger as both the DCTC and the Federal City College are presently operating at below optimum standards. He did approve of the idea of a District of Columbia University with autonomous colleges.

The president and faculty senate (the agency for formulation of educational policy) of the DCTC have advocated the reinstitution of the masters degree program in teacher education at the DCTC and the expansion of the undergraduate programs at the college other than in teacher education. The BHE in its meetings has deferred action on these matters pending the completion of studies on public higher education with specific reference as to the findings of the private contractor (Arthur D. Little Inc.) hired by the District of Columbia.

B. RECENT STUDIES OF PUBLIC HIGHER EDUCATION

Two studies previously mentioned, the report of the "Commission on the Organization of the Government of the District of Columbia" which commission was established in September 1970 by Public Law 91–405, hereinafter referred to as the Nelsen Commission, and the report "A comprehensive plan for public higher education in the District of Columbia," conducted by Arthur D. Little, Inc., (Little report) under a March 1971 contract with the Government of the District of Columbia, resulted in different findings as well as recommendations concerning the future role of the DCTC in public higher education.

1. Nelsen Commission report

Although the Nelsen Commission report took cognizance of the fact that the District Government had contracted in March 1971 for the Little study, it noted that the Little report was delayed beyond the termination date of the Nelsen Commission. The Nelsen Commission had considered that it should not duplicate the contract effort, but had planned only to review the Little report recommendations and react to them. The investigative staff determined that the Nelsen Commission did not have this opportunity.

It was set out in the Nelsen Commission report that during the past 4 years internal problems at the Federal City College had been chronic, and as a result, over 95 percent of the time of the Board of Higher Education (BHE) had been devoted to the Federal City College, with a resulting neglect of the DCTC. This was verified by the investigative staff in interviews with members of the BHE. The Nelsen Commission report also stated that the BHE has apparently failed to plan or coordinate the educational resources of the two institutions effectively, and the District Government had allocated resources to each institution as separate entities rather than on a basis of a plan to meet the overall higher education needs of the city. The Commission said the need for overall planning and direction for public higher education in the District of Columbia was essential. However, the Commission was against the creation of a single board to govern the DCTC, the Federal City College, and Washington Technical Institute, citing the possible emphasis of liberal arts and professional programs to the detriment of vocational and technical programs; the unresolved internal problems at the Federal City College; and the inability of the BHE to cope adequately with the DCTC and the Federal City College, institutions with basically similar programs.

The Nelsen Commission recommended that the Mayor-Commissioner prepare draft legislation for submission to the Congress to amend the District of Columbia Public Education Act to, (1) remove the DCTC from the control of the BHE, (2) establish a Board of Trustees, appointed by the Mayor-Commissioner to govern the DCTC, and (3) change the title of the BHE to Board of Trustees, Federal City College. The draft legislation would establish a Commission on Higher Education, appointed by the Mayor-Commissioner, to be responsible for determining the higher education programs needed; assigning programs to institutions; approving budget; determining overall policies; doing long-range planning; and conducting evaluations. The individual Board of Trustees would be responsible for scope and content of assigned programs and institutional policies and procedures, budgets, long-range planning, and evaluation.

The Nelsen Commission also recommended uniformity for all institutions of

public higher education, as to use of the quarter system, budget presentation, determination of classification of students and student/faculty ratios, administrative policies and procedures, and classification of salaries for executives and faculty.

2. Arthur D. Little report

The final report of the Arthur D. Little, Inc. study, "A comprehensive plan for public higher education in the District of Columbia," had not been accepted by the District Government as of November 20, 1972. The study, contracted for in March 1971 by the District's Department of Human Resources, was to be completed by November 15, 1971. Subsequent amendments to the contract extended the completion date for the final report to January 3, 1972. The contract required the accomplishment of six tasks, a final report, and a summary report. The total amount of the contract was increased to $271,957, as a result of the amendments. Only $121,000 of this amount had been paid to the Little Co. as of October 11, 1972.

An official in the Division of Education, Department of Human Resources, who is project administrator for the Little study, said the final report has not been accepted because of noncompliance with certain contract provisions and because of deficiencies in the report. He said that bases for conclusions were not stated in the report and the conclusions were not based on responsible samplings, adding that contractor personnel had talked to only a few persons at the institutions under study and had not talked with responsible people. He said that he had recently sent a 17-page letter to the contractor explaining various provisions of the contract that had not been completed. In addition, he said the contracting officer for the Department of Human Resources sent a letter to the contractor on November 15, 1972, asking the contractor to show cause why the contract should not be terminated. The official, however, believes that the Little Co. will comply with all of the contract provisions, and in that event he will have to accept the final report even though he may disapprove of its quality.

The findings and recommendations in the Little report should be considered in light of the facts, that the report has not been officially accepted, and that District officials question the bases for certain conclusions in the report.

The Little report recommended that legislation be enacted to establish a system of four institutions: (1) a 4-year comprehensive college; (2) an institute of technology; (3) a university center; and (4) a comprehensive multi-campus community college. These four institutions would be under a single governing board, the District of Columbia University Board of Trustees. A chancellor selected by this new Board would be the Chief Administrative Officer who would recruit a central office staff competent in higher education system planning and management.

The Little report stated that the DCTC can be viewed as having a slight advantage over the Federal City College in developing as the comprehensive 4-year college, stating that the DCTC offered fully accredited career-oriented bachelor degree programs and is moderately selective in admissions, whereas the Federal City College, while offering career-oriented bachelor and master degree programs, is not accredited, and is not moderately selective as to admissions. The Federal City College was viewed as the comprehensive multicampus community college and Washington Technical Institute as the institute of technology. A university center was proposed for development as a new institution.

3. Board of Higher Education task force

In line with a recommendation in the aforementioned Little report, the Board of Higher Education by a September 1972 resolution, established a task force for the purpose of studying the administration, operation, and apparent duplication and overlap in programs at the DCTC and the Federal City College, in the light of the anticipated reports and the recommendations of the Nelsen Commission, the Little report, and other relevant and pertinent data. The objective of the task force is to project a plan or plans, for achieving the most cost and otherwise effective and efficient system of post-secondary education in the District of Columbia.

The task force, which was not fully staffed at the time of preparation of the investigative staff's report, is under the supervision of the Board's Committee on Management and Budget, and is to include representatives from the Board of Vocational Education, the Board of Education, and officials of the District of Columbia Government. The resolution establishing the task force stated a preliminary report and recommendations were to be submitted by January 31, 1973.

The vice chairman of the BHE said the task force, in addition to reviewing the Nelsen Commission Report, the Little report, and other relevant data, will look into the possible merger of the District of Columbia Teachers College and the Federal City College. He said while no Board action had been taken regarding the Nelsen Commission and Little reports, these reports were a "flag" to take some action regarding a merger of these two colleges. The official said he did not believe the report deadline of January 31, 1973, would be met by the task force.

III. General and Financial Management

A. GENERAL MANAGEMENT

The District of Columbia Teachers College (DCTC) has not received adequate policy guidance or the necessary management direction from the Board of Higher Education (BHE). Coordination and cooperation between the DCTC and other District organizations are in need of improvement to effect better management of the DCTC.

Internal management of the DCTC was generally inadequate due to (1) placing nonprofessional and inexperienced personnel in key positions without a clear delineation of duties and responsibilities, and (2) following poor management practices that have existed for many years resulting in noncompliance with District and Federal policies, regulations, and directives. The DCTC does not have effective policies and procedures to assure the proper use of available resources. In many cases, the college president personnally has attempted to correct problems and procedural weaknesses called to his attention; however, he has not established a system to insure that major problems are identified and resolved. The administrative guidelines which have been established are not adequate to manage a modern educational institution.

1. Board of Higher Education

BHE officials admitted that the Board has not paid much attention to the DCTC because most of its attention has been concerned with the problems of Federal City College. The BHE president stated that the Board has reviewed policy questions when they have been raised by the president of the DCTC, but generally the Board has relied on the assumption that the DCTC has operated for 40 years or more without problems and, consequently, the BHE has allowed the college to operate as it has in the past. The Board has never reviewed the DCTC accounting system for nonappropriated funds or made a thorough review of internal procedures and controls. Accounting, budget, and procurement procedures have been considered by the BHE to be primarily a responsibility of the District Government. The vice chairman of the BHE, who is also chairman of the BHE management and budget committee, said that the DCTC budgets had never been reviewed by him in any depth. He said he had performed a cursory review of the fiscal year 1973 and fiscal year 1974 DCTC proposed budgets.

2. District Government organizations

There has been confusion and a lack of understanding in some of the organizations in the District Government regarding their responsibilities, authorities, and enforcement powers relating to the DCTC. Some District officials believed that the DCTC should follow District Government policies and procedures. Other officials said that the DCTC acted and was treated like an autonomous agency with management authority and direction coming only from the BHE.

The District Government management authority over the DCTC is the Reorganization Act of 1967. Although the act does not specifically designate administrative or fiscal authority for DCTC, Office of Budget and Financial Management officials stated the public colleges in the District of Columbia are subject to the same fiscal controls as other District Government agencies. They said there was no direct line of authority over the DCTC by the Mayor-Commissioner. However, the Mayor-Commissioner appoints individuals to the BHE which has responsibility for providing overall policies and general management of the DCTC and the Federal City College. Officials said financial management is provided for in the Budget and Accounting Act of 1921, as amended, and in the Anti-Deficiency Act.

The Office of Budget and Financial Management controls the level of the DCTC budget and provides centralized accounting services for its appropriated funds. The District of Columbia government automated accounting system does not include general ledger control accounts for supplies and equipment which is a major flaw in the system, according to the special assistant to the Mayor Com-

missioner for Budget and Financial Management. The Office of Budget and Financial Management presently relies on the various District agencies to maintain property records and control over their supplies and equipment and submit summary data to that office at the end of each year. The Office of Budget and Financial Management assumed responsibility for District accounting functions on April 5, 1972. Prior to that date, accounting was a function of the Department of Finance and Revenue.

The General Services Department has basic contractual responsibilities for the procurement of supplies and equipment for District agencies, including the formulation and implementation of procurement policies and procedures. They are also responsible for publishing the procurement manual and personal property regulations. Officials believed that the DCTC should use and follow the District procurement manual and personal property regulations.

General Services Department officials said they believed that the DCTC and the BHE had some degree of autonomy and that the General Services Department had no clear cut line of authority over the college. General Services Department officials admitted they should have exercised more monitorship of the procurement practices and policies of DCTC after it was placed under the control of the BHE in 1969. Moreover, these officials did not know whether the BHE should have monitored the procurement practices of the college. Officials also said that they were not aware of the existence of the DCTC commercial bank account until it was mentioned in newspaper articles and therefore did not review purchases made from this bank account.

The District's personnel office primarily classifies general schedule, wage board, administrative, and faculty positions for the DCTC. The personnel office recommends salary rates for faculty and administrative personnel but does not control or monitor personnel ceilings. The personnel ceilings are under the control of the Office of Budget and Financial Management. An official said the personnel office had no authority over the hiring and firing of personnel or the number of positions authorized at the DCTC. This official when later contacted by the investigative staff said the personnel office has questioned the BHE's authority to act on personnel compensation matters at the DCTC. This official contended the District of Columbia Public Education Act gives the BHE power to set the salary of the president of the Federal City College; however, all other personnel compensation matters are vested in the authority of the Mayor-Commissioner.

Officials in the Office of the Corporation Counsel said that while the DCTC and the Federal City College are not under the direct control of the Mayor-Commissioner, they are subject to the control of the Mayor-Commissioner on fiscal matters. They said the BHE cannot, theoretically, act contrary to the fiscal policies of the Office of Budget and Financial Management.

They said the statutes give the BHE certain responsibilities for personnel actions, so that the Board does not have to fully comply with the District of Columbia government personnel policies. BHE control of the DCTC personnel is spelled out in the "Memorandum of Understanding" between the BHE and the Board of Education, as there are no other statutes applicable to the DCTC. They said the BHE cannot act contrary to Federal personnel regulations; however, the Board is the final authority for hiring of general schedule and wage board employees. Corporation Counsel officials also said the Mayor-Commissioner is tightening controls over District agencies; however, he cannot circumvent the statutory powers vested in the BHE.

3. College management

Prior to the transfer of control of the DCTC from the Board of Education to the Board of Higher Education in 1969, the Board of Education provided essentially all budgetary, accounting, and procurement services to the DCTC because appropriated funds for the DCTC were included in the budget of the Board of Education. Consequently, when the DCTC became directly responsible for management of all of its financial resources beginning with fiscal year 1970, the college lacked trained financial managers knowledgeable of District Government financial policies, and budget and accounting procedures.

More importantly, either through ignorance of or insensitivity to financial responsibilities and requirements in an academic environment, top management of the college has taken little effective action to acquire financial management skills by the training of incumbents or the hiring of persons skilled in financial management. The president of the DCTC believes that administrators of the college should also be teachers. This policy, possibly desirable from an academic

point of view, has tended to limit candidates for positions in the college administration to former DCTC professors, and retired employees of the District public schools and Howard University. The dean of administration said that almost all of the personnel employed by the college, with the exception of student personnel, are hired by the president of the college.

The president of the DCTC is responsible for the general and financial administration of the college. The administrative guidelines prepared from resolutions of the BHE, actions of college councils, and prior established procedures, as well as supplementary administration guidelines, dated in December 1971, are limited in scope, do not contain adequate procedures for the day-to-day college operations, and do not specifically delineate responsibilities for the performance of many functions.

The major organizations and committees concerned primarily with faculty and student matters at the college are: (a) president's advisory council, which advises the president on matters affecting the faculty and students, (b) the faculty senate, which serves as the agency for the formulation of education policy, (c) the promotions committee, which evaluates qualifications of faculty candidates for promotion and makes recommendations to the president of the college, and (d) the college finance committee, which was concerned with the budgeting for and expenditure of nonappropriated funds maintained in the college's commercial bank account.

The president of the District of Columbia Teachers College chapter of the American Association of University Professors alleged that the District of Columbia Teachers College did not have a representative promotions committee or a grievance committee. A faculty senate resolution adopted in May 1969, but not approved by the BHE until May 1972, established the promotions policy of the college and provided for the establishment of a promotions committee. The members of the promotions committee consist of representatives nominated from each division of the college, including the library, and the dean of the college, who are approved by vote of the faculty senate. The president of the college furnished lists of past and present members of this committee, representing the various divisions of the college. The president said the promotions committee makes recommendations for promotions to him and not to the faculty senate. He then makes recommendations for promotions to the BHE.

The policies of the faculty senate include provisions for a standing committee on faculty grievances and discipline, and informal and formal procedures for faculty grievances, including appeal to an ad hoc hearing committee appointed by the president. The president of the college admitted there is at present no grievance committee, although the makeup of the grievance committee was to be discussed at the next faculty senate meeting in either November or December 1972, as there is disagreement in the faculty senate as to the membership of the committee. The president said that in the past, he has personally handled grievance on such matters as tenure and personnel matters. An ad hoc committee is appointed by the president to handle faculty grievances when they arise. He said college decisions on faculty grievances can be appealed to the BHE.

a. Office of the dean of administration

The office of the dean of administration needs to be reorganized in order to correct the myriad of deficiencies noted in that office during this study. The office has suffered from a lack of adequate supervision, proper delineation of responsibilities of personnel, and basic internal controls over financial transactions. The improvement of administrative operations at the District of Columbia Teacher College will depend on obtaining new leadership from professionally trained and experienced persons. The Office of Budget and Finance Management budget analyst for the BHE said, "You cannot get answers as to who is responsible for what in the District of Columbia Teacher College business office."

It may be necessary to bring in management consultants to design adequate internal systems and procedures and allocate duties and responsibilities for the financial operations of the college.

The lack of professional training and/or experience of the supervisors and key employees in the office of the dean of administration is clearly shown by the following:

(1) The dean of administration is responsible for the efficient performance of most nonacademic functions of the District of Columbia Teacher College such as development of the budget, receipt and expenditure of college funds (both appropriated and nonappropriated), and maintenance and security of college buildings and equipment. The present incumbent in this position has had

little training or experience in business administration or financial management, having been an assistant professor of education and psychology at the District of Columbia Teacher College prior to assuming the position of dean of administration (formerly assistant to the president for administration) on January 1, 1969.

(2) The assistant to the dean of administration (an unfunded position) had little business training or experience prior to assuming his present position in 1969. He is a retired Episcopal minister who obtained a masters degree in library science and worked for a short time as a librarian for the District of Columbia Library before coming to the District of Columbia Teacher College. Although he is listed in the 1972–73 college catalog as a librarian (assistant professor), he has never worked in that position, having worked as assistant to the dean of administration since coming to the college.

(3) The financial manager is responsible for managing the fiscal activities of the college including development of the appropriated fund budget, accounting for appropriated and nonappropriated funds, purchasing, and collection of college fees and nonresident tuition. Although the incumbent has a degree of bachelor of science in business administration, awarded in 1929, most of his experience has been as manager of a bookstore and a sales manager at Howard University, positions which could hardly provide the experience necessary to interpret complex Government regulations and directives and establish adequate college operating procedures and internal controls to effectively manage college financial affairs. When interviewed, he said he did not have a written job description; however, his position had been reviewed and a grade level established by the District personnel office in August 1971, when the nonappropriated fund position he had occupied since June 1969 was converted to an appropriated fund position. He was unclear as to which persons in the business office he directly supervised and as to who worked directly for the accounting officer or the dean of administration. An organization chart that he provided showed the procurement officer working directly for the dean of administration when, in fact, the position description for both the financial manager and the procurement officer as well as the organization chart provided by the college president, identify the procurement officer as working for the financial manager.

(4) The accounting officer, who received his B.S. degree in accounting in 1971, is inexperienced in District budget and accounting procedures. Rather than developing improvements to the college accounting system, as required by his job description, he has become totally immersed in daily accounting route so that the only improvements in the accounting systems which have been made were in reaction to external recommendations, such as those contained in the General Accounting Office report of May 16, 1972.

There were wide differences in comparing the duties of personnel as indicated in their job descriptions to those actually being performed. The job descriptions of supervisory personnel were comprehensive and specific, in that they required the performance of duties that entailed developing systems and procedures that would have improved the financial management of the college had these duties been performed. These key positions were graded based on the critical skill and professional competence which would be necessary to perform the duties contained in the job descriptions.

It appears that management analyses of established practices and procedures in the office of administration have not been made. Written standing operating procedures were not available to show how various functions relate to each other in the overall system. As a result, a general lack of organization pervades the office, causing key supervisory personnel to become involved in miscellaneous matters and details that should be assigned to subordinate personnel.

The investigative staff observed repeated interruptions in work of key supervisory and other personnel throughout the day by students and other college personnel due to the lack of controls over access to their offices and work areas. Consideration should be given to establishing scheduled times when the office will be open for services to students and other college personnel. At the same time, consideration should also be given to the relocation of certain office personnel and functions which would reduce the flow of traffic through the working areas. This would also provide more efficient working conditions for personnel and better services to students and other college personnel.

On numerous occasions, personnel were unable to provide the investigative staff with requested documents and financial data, as they could not be located in the files and records of the office. It is apparent that improvement in maintenance of the files and records is necessary and appropriate action should be taken to effect such improvement.

B. FINANCIAL MANAGEMENT

The dean of administration is responsible for the financial management of the District of Columbia Teachers College, which includes both the appropriated funds and the nonappropriated funds deposited in the commercial bank account maintained by the college. His responsibilities include the budgeting, the receipt, the obligation, the expenditure, and the accounting, for both the appropriated and nonappropriated funds.

1. Appropriated funds

(a) A schedule of appropriated funds budgeted and obligated for fiscal years 1971 and 1972 and budgeted for fiscal year 1973, as furnished by the Office of Budget and Financial Management, is contained in the following tabulation:

	Approved congressional budget	Financial plan	Actual obligations
Fiscal year 1971:			
Administration	$217,900	$219,799	$331,161
Academic support	1,975,200	2,225,256	2,400,659
Institutional support	444,300	503,545	467,030
Student support	36,600	36,600	18,288
Total	2,674,000	[1] 2,985,200	[2] 3,217,138
Fiscal year 1972:			
Administration	422,300	422,300	431,655
Academic support	2,251,500	2,261,600	2,385,638
Institutional support	498,700	498,700	395,658
Student support	36,600	36,600	3,811
Total	3,209,100	[3] 3,219,200	[4] 3,216,762
Fiscal year 1973:			
Administration	458,100	458,100	[5]
Academic support	2,453,000	2,453,000	[5]
Institutional support	431,300	431,300	[5]
Student support	36,600	36,600	[5]
Total	3,379,000	3,379,000	[5]

[1] Includes $72,000 and $239,200 supplemental funds.
[2] This overobligation, according to an OBFM official, has now been corrected and DCTC now has a positive financial position for fiscal year 1971.
[3] Includes $10,100 supplemental funds received by DCTC in June 1972.
[4] Source: Final appropriations allotment balance statement as of June 30, 1972.
[5] Not available.

Responsibility for preparation of the DCTC budget for appropriated funds is shared by the financial manager and the accounting officer, and the budget is reviewed and approved by both the dean of administration and the president of the college. College divisions and departments reportedly submit their requirements for supplies and equipment, and the accounting officer computes requirements for personnel compensation and benefits, making adjustments for mandatory pay raises and in-grade step increases. Until the fiscal year 1974 budget call, the Office of Budget and Financial Management issued mandatory adjustments to the budget base, then reviewed the proposed budget, making further changes, before forwarding the budget to the Mayor-Commissioner and the District City Council for further review. For fiscal year 1974, a budgetary ceiling was imposed on District agencies at the time of the budget call; the DCTC limitation was $3,184,700, representing approximately 2.5 percent less funds than received for fiscal year 1973. Agencies were also asked to list their unfunded requirements, which were over $1 million for the DCTC.

Officials of the DCTC and the BHE said a uniform budget format has been established for the DCTC and the Federal City College for fiscal year 1974 to facilitate the preparation of a consolidated budget for the two schools as directed by the Congress. Consolidation of the two college budgets will be made by the Office of Budget and Financial Management.

Based on discussions with the DCTC officials and reviews of available documents supporting fiscal year 1972 and 1973 budget requests, it was determined there was little input of budget requirements by academic divisions and departments. In files made available to the investigative staff, there were no documents to substantiate college requirements for any object classes, other than personnel.

The budgets for the DCTC have been distorted by the fact that an estimated $250,000 to $350,000 in income, derived from fees paid by students, and fees earned through reimbursable services and Federal grants, has not been included as a resource in budget requests. The Nelsen Commission has recommended "that in addition to such requirements as may be imposed by the Mayor-Commissioner, the format and content of budget and accounting statements of all public institutions of higher education conform to the recommendations of the American Council on Education and that tuition, fees, revenues from auxiliary enterprises, gifts and grants, and miscellaneous revenue be reflected in financial statements and budget documents."

The DCTC became responsible for the control of appropriated funds apportioned to the college on July 1, 1969. Essentially the same personnel were in the office of the dean of administration at that time as at present, although their specific job titles may have changed.

The fiscal year 1970 funds were overobligated by the DCTC in an amount which was adjusted by the Office of Municipal Audits as of January 31, 1972, to $522,642.14. The Special Assistant to the Mayor-Commissioner for Budget and Financial Management explained this overobligation as resulting from the transfer of the DCTC from the Board of Education to the Board of Higher Education. The negotiated transfer of fiscal year 1970 funds was not, initially, sufficient to cover the DCTC requirements. Since the total public education budget was overobligated, it was only necessary to resolve the differences between the Board of Education and the BHE. The actual transfer of $525,500 to the DCTC fiscal year 1970 appropriation was made on the June 1972 monthly statement of obligations and disbursements.

As reported to the Congress in General Accounting Office reports dated March 13, and May 16, 1972, the DCTC again had an overobligation of funds of about $250,000 for fiscal year 1971. The then District Office of Municipal Audits performed a financial review of the records of the DCTC for fiscal year 1971, and made recommendations, for a number of technical reasons, some more valid than others, to transfer certain obligations from fiscal year 1971 to fiscal year 1972, and to cancel others, thereby eliminating the overobligation. However, the basic reasons for the overobligations as stated in the General Accounting Office and District audit reports were that college officials and employees were unfamiliar with District accounting reports and procurement regulations, policies, and procedures, and that the dean of administration charged the obligations to fiscal year 1971 because he thought sufficient funds were available.

The District Office of Municipal Audits recommended that the president of the DCTC take administrative action to reconcile the daily and monthly financial reports furnished by the District Accounting Office to the financial records of the college.

The president of the college replied to the audit report on April 20, 1972, stating that he had put the recommendation into effect. The DCTC Accounting Officer has established a memorandum record of fiscal year 1973 obligations and expenditures which is used to reconcile with the Office of Budget and Financial Management daily and monthly reports on the status of apportioned funds. However, no written procedures have been established for performance of the reconciliation.

The General Accounting Office report of May 16, 1972, recommended that "Teachers College in addition to adopting the recommendations by the Office of Municipal Audits, should have its officials instructed as to the meaning of the District Accounting Office's periodic reports of the status of the college's funds." In his reply to the General Accounting Office report forwarded to the Mayor-Commissioner on July 11, 1972, the college president stated, "The college officials responsible for accounting have instituted a daily and monthly record of obligations and disbursements. The college accountant has advised the president and the dean of administration that the new record is achieving the intended result of advising him on what can be and cannot be spent. The accountant reconciles Central Accounting Office, District of Columbia, reports with college records." This statement could not have been completely truthful at the time it was written because no memorandum record of obligations and expenditures was established by the accounting officer for fiscal year 1972, or the first of fiscal year 1973. District Accounting Office monthly reports of obligations and disbursements could not have been prepared prior to August 1972. The president also said, "The college of course makes use of the accounting manual and the new accounting principles, works closely with the Office of Budget and Financial Management with the Office of District Accounting, will make use of regular audits, has

conferred with officials of Municipal Audits Office." However, in the words of an Office of Budget and Financial Management officials, "The DCTC personnel don't take time to learn."

DCTC officials have often referred to the lack of a budget officer as one of their problems. If the position of budget officer is considered essential, a position could be reallocated from their personnel base, according to officials of the Office of Budget and Financial Management, as was recently done by the college to establish the position of personnel director in July 1972.

An obligation financial plan report is provided by the Office of Budget and Financial Management to operating agencies of the District government monthly for use in monitoring and controlling the expenditures of funds by object class and program of each agency. The monthly reports are cumulative by fiscal year so that the report as of June 30 compares the entire fiscal year obligations against the financial plan for the year. It is a violation of District government and congressional policies to overspend in an object class in excess of $25,000, without approval of the District government. In the last quarter of the year, the Office of Budget and Financial Management allegedly scrutinizes the reports carefully to identify potential problems. The obligation financial plan report for fiscal year 1972 as of June 30, 1972 (tentative), for the DCTC showed that the college had overspent $84,780 in personnel compensation and $41,363 in supplies and materials while underspending $66,705 on equipment to be capitalized and $34,751 on grants and subsidies. Between budget programs, DCTC had overspent $125,017 on academic support and $9,487 on administration, while underspending $103,115 on institutional support, and $32,789 on student support. No reprograming action had been initiated by the college to correct the imbalances, nor had the Office of Budget and Financial Management questioned the obvious deviations from the financial plan. The comparative figures are further distorted by the fact that employee cost codes (for example, administrative support rather than institutional support) have been incorrectly assigned in the past and have not been corrected. Officials of the Office of the Dean of Administration emphasized that the DCTC had not overobligated its fiscal year 1972 total appropriation, which seemed to be their only concern.

2. Nonappropriated funds

Moneys received by the DCTC from other than direct appropriations have been deposited in the college's commercial bank account. These funds have been received from a number of sources, among them: (a) Fees and charges paid by students, (b) Federal grants, and (c) block grants, as subgrantees of another District agency.

Nonappropriated funds have been expended for student activities, athletic activities, and college operating expenses not covered by college appropriated funds. Expenses of bookkeeping and the audit of accounting records of the nonappropriated funds have been paid out of the bank account.

The college's commercial bank account has also been used as a clearing account and/or temporary repository for a number of other purposes such as: (a) The deposit of tuition paid in cash by nonresident students for subsequent deposit in the District treasury, (b) the advance of travel expenses, (c) emergency loans to students, (d) loans and salary advances to faculty and college staff members, (e) temporarily funding grant programs in anticipation of receipt of grant funds, thereby permitting programs to proceed without interruption, (f) providing primarily financial services to District public schools in their summer programs and other programs such as Junior Village in which the college could provide rapid payroll and procurement services through use of the commercial bank account, thus avoiding slower District government hiring and payroll procedures, and procurement restrictions (in turn, the college earned a fee of from 6 to 15 percent of direct costs as reimbursement for indirect costs, which fee can be used for college expenses), and (g) an exchange account which permitted college employees to exchange personal checks for college checks payable to vendors of their choice so that they could obtain the same discounts and tax exemptions available to the college. Funds currently received from Federal grants, block grants, and reimbursable services are now deposited in the District treasury.

The General Accounting Office Report of May 16, 1972, commented upon the inadequacy of the college's administrative controls over funds deposited in the commercial bank account, and questioned the propriety of use of funds in certain instances. In his reply to the report, the president of the DCTC said that he had established additional administrative guidelines for the control of nonappropriated fund expenditures, discontinued interest-free loans and salary advances

to employees, and abolished the check exchange practice. The Comptroller General concluded that the Teachers College should deposit all receipts in the U.S. Treasury to the credit of the appropriate accounts. The college president did not wholly agree with this conclusion and, on July 3, 1972, requested an opinion of the D.C. Corporation Counsel on four questions which are shown below, together with the answers of the Corporation Counsel:

Question (a). Whether that part of the fee paid by the students which is not provided for student activities and for student organizations is to be called tuition?

Answer. I am in agreement with the conclusion reached in that (the Comptroller General's) report that in the future, the amount of the student cooperative fees allocated to budget administration should be considered as tuition collections.

Question (b). Whether that part of the fee not used for student activities and student organizations is required by law to be placed in a trust account in the U.S. Treasury to be used by the college?

Answer. I am of the view that the above-mentioned portion of the fee must be deposited in the U.S. Treasury to the credit of the General Fund of the District of Columbia.

Question (c). If the public law does not require that part of the fee be placed in a trust fund in the U.S. Treasury to be used by the college, may the college choose to place such money in such an account?

Answer. As stated in the answer to question No. 2, the tuition collected must be placed in the U.S. Treasury to the credit of the general fund of the District of Columbia. It may not be placed in the U.S. Treasury to the credit of Teachers College.

Question (d). Is the college barred by law from placing in a commercial bank (1) that part of the fee used for student activities and student organizations, and (2) balance of the fee not used for student activities and student organizations?

Answer. I am of the opinion that Teachers College is barred in both instances from placing funds in a commercial bank.

Although the opinion of the Corporation Counsel was rendered on August 11, 1972, and such opinions are normally binding on District agencies, fees collected for the fall term of the 1972–73 school year have continued to be deposited in the commercial bank account. Meanwhile, in a letter dated November 6, 1972, the college president requested the Corporation Counsel to reconsider his opinions. The vice chairman of the BHE disagrees with the opinions of the Corporation Counsel and supports the position of the DCTC president in his request for reconsideration of the opinions. In November 1972, an official of the Office of Municipal Audit and Inspection said that auditors were at the DCTC to review the commercial bank account to determine whether the account should be closed.

The investigative staff made a review of selected nonappropriated fund accounting records of the DCTC and found the records were inaccurate and the operations statement prepared therefrom was misleading as well as inadequate as shown in the following examples:

(a) The DCTC accounting officer had not prepared statements of assets and liabilities or statements of income and expenses for any monthly or yearly accounting periods. He had prepared only a so-called monthly operations statement in the form of a trial balance, listing accounts in alphabetical order, showing opening balances, cumulative fiscal year expenditures, receipts, transfers between accounts, and end-of-month balances. The accounting records are maintained on a cash basis which does not recognize accrued income or expenses, so that preparation of meaningful financial statements for management purposes would be extremely difficult. No record is kept of undelivered orders outstanding, so the nonappropriated funds could be overobligated at any time without the condition being recognized.

(b) The general ledger account "accounts receivable: general" showed a balance of $7,070.15 as of October 6, 1972, while the subsidiary accounts showed receivables of $8,683.32. The accounting officer later identified $1,739.30 in adjustments which should have been made to the subsidiary accounts, thus making the subsidiary accounts $126.13 less than the amount of the general ledger account. The validity of the entire $7,070.15 is highly questionable because all of the receivables were recorded in April 1971, or earlier with $5,028 dating back to 1970, and $1,240 dating back to 1969.

(c) Examination of subsidiary records supporting general ledger account, "accounts receivable: students," which had a balance of $8,495.87 on October 6,

1972, revealed that a large part of this asset account was also questionable. The bulk of the account consisted of charges to students for unredeemed bad checks in the amount of $6,321.64, of which all but $994 was recorded prior to the current school year and would probably be uncollectible. The remainder of the account consisted of $631 in credit balances which should have been shown in a separate liability account, and $2,805.23 consisting of advances made to three faculty members in 1971, improperly included in "accounts receivable: students," which had not been settled.

The details concerning the advances consisted of the following: (1) On June 10, 1971, an advance of $4,514.58 was made to an associate professor of Spanish, under a title III Higher Education Act grant in connection with the travel of DCTC foreign language students to Panama. On August 23, 1971, this professor returned $2,570 to the college, leaving a balance of $1,944.58. (2) In August and September 1971, $785.65 was advanced to an assistant professor of education and psychology for expenses in connection with work performed for the college; and (3) On December 8, 1971, a $75 travel advance was made to the assistant to the president of the college. The accounting officer stated that the advances would be settled by reimbursements from DCTC appropriated funds and title III grant funds. The investigative staff does not believe that such reimbursements can be accomplished by using fiscal year 1973 funds.

(d) The operating statement as of June 30, 1972, identified an asset account of $3,508.66 for student loans. These are emergency loans authorized by the dean of students, which are expected to be repaid within a short period of time, usually 90 days or less. After the investigative staff identified more than $4,400 in student loans which had been outstanding over a year, the Accounting Officer explained that the amount of student loans shown in the general ledger control account was a net figure after subtracting a reserve credit balance of $7,004.97, which had been set aside some years previously for student loans. The actual amount of emergency student loans outstanding as of June 30, 1972, was $10,513.63, most of which should be considered as uncollectable because the college does not permit students to register until outstanding indebtedness is settled, and, according to the financial manager, the college makes no attempt to collect debts from former students who are no longer enrolled.

The DCTC Administrative Guidelines, dated December 1971, required that the dean of administration prepare nonappropriated fund budgets no later than July of the new fiscal year. By the end of November 1972, no budget had been prepared for fiscal year 1973 nonappropriated funds, other than for the $35 cooperative fee.

The College Finance Committee, appointed by the college President and consisting of representatives of the students, the faculty, and the college administration, has, in the past, budgeted for the expenditure of all nonappropriated funds of the college, regardless of the source from which the funds were derived. The Investigative Staff was unable to verify the extent of the college Finance Committee's activity because, despite repeated requests to the chairman of this committee (dean of administration) and the President of the college for access to the minutes of meetings for fiscal year 1972, no minutes were made available. Minutes of two meetings of the college Finance Committee held in fiscal year 1973 were provided, but only the budget for student activities was considered at the meetings. The college Finance Committee was abolished on October 2, 1972, when the college President created the college Student-Faculty Finance Committee to budget and approve the expenditure of funds derived only from the $35 fee paid by day students.

The college Committee on Management and Budget responsible for developing and recommending to the college President the budget for nonappropriated funds, other than the $35 fee, was not established until December 11, 1972. The failure to prepare a budget for these nonappropriated funds by July 1972 (for fiscal year 1973), as required, can result in poor management and improper stewardship of these funds which are received from student fees (other than the $35 fee), and indirect expense allowances from both grants and reimbursable activities, totaling approximately $225,000.

Some part-time employees hired to work in the business office were paid from nonappropriated funds without being processed through the college personnel office. In addition, according to the nonappropriated fund payroll records for the 2-week period ending September 22, 1972, three DCTC full-time employees, two of whom worked in the Office of the Dean of Administration, and the other as manager of the bookstore, were being paid exclusively from nonappropriated funds.

There is also a lack of control of overtime paid to both appropriated and nonappropriated employees. Overtime paid from appropriated funds requires prior approval from the Office of Budget and Financial Management. The college circumvents this requirement by paying overtime to appropriated fund employees with nonappropriated funds. For instance, the nonappropriated fund payroll for the 2-week period ending September 22, 1972, disclosed that eight employees who are paid from appropriated funds received gross overtime wages totaling $1,152.03. Office of Budget and Financial Management officials said they were not aware of this.

The present college bookstore is financed from nonappropriated funds. Until fiscal year 1973, the college bookstore had been operated by commercial enterprises. However, none of the companies would handle the bookstore for the current school year as the bookstore had not been profitable. The dean of administration said he was not in favor of operating the bookstore and he expects it to lose money. The college bookstore primarily sells textbooks and has been open on a full-time daily basis. The Investigative Staff observed that the bookstore was patronized infrequently during the day, after the first month of the 1972 fall semester. Consideration should be given to limiting the hours of operation of the bookstore.

IV. Student Fees and Tuition

A. STUDENT FEES

The Office of the Dean of Admissions and Registrar is responsible for the registration of students and the proper designation of the fees to be paid by the students. The Office of the Dean of Administration is responsible for the collection of the fees. The assistant to the dean of the college is responsible for the registration of and the collection of fees from persons attending courses at the off-campus centers. All of the fees and other charges to the students are deposited in the commercial bank account maintained by the DCTC.

The payment of the fees listed in the tabulation below must be made at the time of registration:

Type of fee	Student	Amount	Period
Student	Full time, day	$35	Semester.
Do	Part time, day	9	Course (not to exceed $35).
Do	Afternoon, evening, Saturday, and summer	10	Per semester hour.
Identification	All students	1	Semester.
Laboratory	Applicable students	1–7	Amount depends on course.

The president of the DCTC, in testimony during the fiscal year 1972 hearings before the House and Senate Appropriations Committees, advised the committees of the $35 semester fee charged full-time day students, which is listed in the college catalog as a "cooperative fee." Prior to the merger of Miner and Wilson Teachers Colleges, the students had voted student fees in order to establish cooperative purchasing funds. These funds were used for student activities and administrative expenses. According to past presidents of the two colleges, the needs of the colleges were not being met from appropriated funds. The establishment of these cooperative funds followed discussions with the superintendent of schools. According to the first president of the DCTC, authorization to collect student fees was neither sought nor obtained from the board of education, under whose supervision the college then operated. The students of Wilson Teachers College at one time appeared before the Board of Education in an effort to obtain appropriated funds to cover the administrative expenses paid out of the college's cooperative fund. The Board of Education, however, ordered that money from student cooperative funds was to be used only for bona fide student activities. However, no additional appropriated funds were forthcoming and, following another appeal to the Board by the students, the Board approved the payment of moneys from the cooperative purchasing funds for whatever purposes the colleges budget boards deemed justifiable. The first president of the DCTC in a letter dated March 4, 1972, to the president of the DCTC, said since the last appearance of the students before the Board of Education, no question had been raised by the students or others about the collection and use of the so-called student fees.

The revenues from the cooperative fee were to be allocated as follows:

Athletic program	$6.00
Student government association	9.67
Administrative expenses	19.33
Total	35.00

Upon the recommendation of the president of the DCTC, the BHE in September 1972, approved the charging of $35 per semester for each full-time day student at the college and authorized the president to implement collection of the fee. The president of the DCTC said the authorization was requested because the fee had never been specifically authorized by the Board of Education or the BHE.

Although the president of the DCTC advised the Appropriations Subcommittee of the Congress during the fiscal year 1972 hearings of the $35 fee, no mention was made of the $10 per semester hour fee charged part-time, afternoon, evening, Saturday, and summer students, which the president calls an "administrative fee." Unlike the $35 fee, all of the $10 fee is designated for administrative expenses of the college. In 1968, this fee was increased from $7 per semester hour to $10 per semester hour by the administrative council (predecessor of the President's Advisory Council) of the DCTC, upon the recommendation of the President. Although there were full-time day students on the Administrative Council, there were no part-time students represented on the Council, although such representation was not prohibited. Although the catalogs of the two colleges prior to the merger, as well as those of the DCTC, reflected changes from a charge per course to the present $10 rate per semester hour, these catalogs do not explain who established the original fees, or authorized changes of succeeding fees. Officials of the college were requested to furnish such information, but as of the date of the investigative staff's report, the information had not been furnished.

The president of the DCTC said he is not sure whether he has explained to the Appropriations Subcommittees of the Congress the distinction between the two fees. He stated in his reply to the General Accounting Office report of May 16, 1972, that "since appropriation for the Teachers College(s) is not and has not been sufficient to meet operating expenses, fees have always been used for other than student activities." He stated further that the "Congress has acquiesced, it is reasonable to assume, to the assessment of fees, to the use of fees for operating expenses, to the fact that the appropriation does not cover and has not covered what the fee has provided.

The student fees collected during fiscal years 1971, 1972, and 1973, to date, are shown in the following tabulation:

Period	Fiscal year— 1971	1972	1973 (to date)
Fall day	$49,330	$53,522	$54,903
Spring day	46,710	48,502	(1)
Subtotal, full time ($35)	96,040	102,024	54,903
Fall evening	40,730	41,812	37,228
Spring evening	46,663	37,006	(1)
Summer day	71,967	79,809	82,821
Summer evening	15,262	13,958	14,483
Subtotal, part time ($10 semester-hour)	174,622	172,585	134,532
Total	270,662	274,609	189,435

[1] To be collected.

The foregoing analysis shows that the fees paid by part-time students in fiscal year 1971 and fiscal year 1972 consisted of 65 percent and 63 percent, respectively, of the total student fees collected. A percentage of 62 percent is estimated for fiscal year 1973, using fiscal year 1972 spring day and spring evening totals.

Inequities exist in the fees charged the various categories of students attending the DCTC. A full-time day student taking 12 or more semester hours of courses pays a fee of $35 to attend the college each semester. A student taking 12 semester hours of courses as an evening student is required to pay $120 to attend the college. A part-time day student taking one 3-hour semester course is required

to pay a $9 fee, while an in-service teacher taking a 3-hour semester course at an off-campus center is required to pay $30, even though the courses taken by the two students may be identical. Under the career opportunity program, the District public schools pay the college an average fee of $108.59 for 64 students in the program at the DCTC $6,950 for 695 semester hours). The investigative staff examined the fee payment cards of 574 students enrolled as late afternoon, evening, and Saturday students, and found that 302 students paid $40 or more in student fees. Of these, 250 students paid $60 per semester. The increased fees for evening students cannot be justified on the basis of greater costs, because the teachers of evening courses are paid the same or less than the regular college faculty, and the dean of the college said that no attempt was made to match the student fees with the cost of part-time courses. Nearly all of the off-campus courses are held in public school buildings for which use there is no charge.

The investigative staff was advised that prior to fiscal year 1973 the college finance committee, chaired by the dean of administration and composed of 13 members, 8 of whom are members of the DCTC administrative staff and faculty members, and 5 of whom are full-time students from the student government association, prepared the budget and considered expenditures of all nonappropriated funds.

The investigative staff was unable to verify budget allocations in fiscal year 1972, because the minutes of the college finance committee, as well as the budget for fiscal year 1972, were not furnished after frequent requests were made of the dean of administration and the president of the college. According to the president, these records could not be located.

Budgets prepared by the college finance committee for fiscal year 1970 and fiscal year 1971 (minutes of meetings not furnished) showed that the "student council" was allocated one-third of the day fees. These budgets did not indicate funds allocated to the athletic program, although as previously stated in this report, $6 of the $35 full-time day fee was to be allocated to this program. Representatives of the student government association told the investigative staff that they questioned data and financial information furnished to them at the college finance committee meetings concerning the $35 fee. They said the DCTC president had refused to make past minutes of the college finance committee available to them.

The college finance committee approved $60,000, which is 60 percent of the estimated day fees for student activities exclusive of the athletic program in 1973, although this committee action had not been approved by the president of the DCTC at the time of preparation of this report.

The $60,000 budgeted to the student government association in fiscal year 1973 amounts to an increase of almost 100 percent over that expended by the student government association in fiscal year 1972. The minutes of the college finance committee meeting of August 23, 1972, reported that the student government association spent $30,574 in fiscal year 1972. The dean of administration said the increase in funds allocated to the student government for student activities was due to "pressure" received from the officers of the association.

The president of the DCTC said in December 1972 that he planned to place before the BHE the question of the college's control over the expenditure of funds allocated to the student government association. He said the BHE will be requested to decide whether the college has the responsibility to determine the propriety of such expenditures or only to see that the funds are properly accounted for.

In early November 1972, officials of the BHE said they believed that the administration of the "cooperative fee" was a college administrative matter and that the DCTC should closely "monitor" expenditures. They said members of the student affairs committee of the BHE plan to talk to student representatives at the Federal City College and the DCTC and make a survey of other area colleges concerning student activity fees. After the survey, the BHE will call a special meeting to discuss the matter.

The Investigative Staff called the attention of BHE officials to the Board resolution concerning the $35 cooperative fee and asked whether such a resolution was required for the $10 per-semester hour part-time fee. The Vice-Chairman of the Board said there was a question whether such a Board resolution was needed authorizing the DCTC to charge the $10 part-time fee. Board officials said they were aware that funds received from the $10 fee were used by the DCTC for such administrative expenses as wages, and the procurement of supplies and equipment, as adequate appropriated funds were not received by the

college. The vice-chairman said there is a question as to whether funds used for such purposes should be appropriated by the Congress. He also said that the Congress should decide whether funds used in this manner should be considered tuition. He also said that fees collected and used for student activities and athletics should be maintained in a commercial bank account, although he believed legislation should be passed authorizing the DCTC to place such funds in a commercial bank account.

In addition to the fees to be paid at the time of registration, the fees and charges in the following tabulation have been established by the DCTC:

Type of fee:	*Amount*
Late registration	$5.00
Change in program (after first change)	5.00
Service charge (nonnegotiable check)	2.00
Service charge (late repayment student loan)	2.00
Transcript charge (after first transcript)	1.00
Duplicate receipt from Bursar	.25

B. TUITION

Students attending the DCTC who are not residents of the District of Columbia are required to pay tuition. The present nonresident tuition rate of $33.75 a semester hour was established by the Board of Education. According to Corporation Counsel officials, when control of the DCTC was transferred from the Board of Education to the BHE in 1969, the memorandum of understanding did not include the transfer to the BHE of responsibilities for establishing nonresident tuition rates and for collecting tuition. A bill entitled the "District of Columbia Education Act" (H.R. 10955) introduced in the House of Representatives (first session, 92d Congress), included an amendment to the District of Columbia Nonresident Tuition Act, which would have transferred authority for establishing nonresident tuition rates and implementing regulations from the Board of Education to the BHE. This bill, however, was not enacted by the 92d Congress.

A Corporation Counsel official said that when the Board of Education transferred authority for control of the DCTC to the BHE, the BHE should have assumed responsibility for the implementation of the collection of nonresident tuition.

1. Nonresident tuition

The District of Columbia Nonresident Tuition Act requires the payment of tuition (a) for each child (under age 21) who attends a public school of the District of Columbia and who does not have a parent or guardian who resides in the District, and (b) by each adult who attends such a public school and does not reside in the District. The act also provides that a child is exempt from the payment of tuition upon submission of evidence that care, custody, and substantial support of the child are supplied by the person or persons with whom the child is residing in the District of Columbia and that the parent or guardian is unable to provide such care, custody, and support; or that the child is self-supporting. The act also requires that tuition collected be deposited in the U.S. Treasury to the credit of the District of Columbia.

The General Accounting Office report of May 16, 1972, found that the college had not identified, billed, or collected tuition from all nonresident students attending the college. DCTC officials advised the General Accounting Office that when the college was under the Board of Education, the college had prepared the bills and the Board of Education had collected the tuition. After transfer of control of the college to the BHE, college officials said they were unsure as to what the nonresident tuition charge should be and uncertain as to how billings should be handled. The BHE in November 1969, notified the DCTC officials that it had no objection to continuing the nonresident tuition rate. DCTC officials advised the General Accounting Office that a District account number for the deposit of tuition was not obtained until January 1971.

The General Accounting Office auditors discussed the noncollection of tuition from nonresidents with college officials in December 1971. On December 29, 1971, the President issued guidelines which made the dean of admissions and registrar, and the dean of administration responsible for establishing procedures to collect tuition at the time of registration. However, the General Accounting Office in evaluating the effectiveness of the new tuition policy for the 1972 spring semester

noted only three nonresident students had been identified and only one had been billed. Later, employees in the Registrar's Office identified 35 additional nonresident students and billings were then sent to the 37 nonresident students who had not been billed.

The dean of admissions and registrar furnished a list of 28 students who had been identified as nonresidents for the 1972 fall semester. The Financial Manager in the Office of Dean of Administration after checking fee payment cards and records in his office, provided the following status of the 28 students as reflected in his records, on November 8, 1972:

Classified as resident (minor or self-supporting) on fee card	11
Classified as nonresident on fee card	10
Fee cards showed no classification	4
Fee cards could not be found	2
Fee card marked both resident and nonresident	1
Total	28

Of the 10 students whose fee cards were stamped "nonresident," 5 had not been billed or had not paid tuition. Of the four student fee cards showing no classification, three students had paid tuition. Concerning the two nonresidents for whom fee cards could not be located, one had paid tuition. Tuition had not been paid by the student whose fee card was stamped both "resident" and "nonresident." In addition to the 28 listed nonresidents, the financial records of the Office of the Dean of Administration disclosed that two additional nonresident students had paid tuition. In September 1972, the Dean of Admissions and Registrar advised the business office that six of the students shown in the above tabulation should be classified as nonresidents. Of these six students, four were classified as residents and two showed no classification (one had paid tuition). As of November 7, 1972, the five who had not paid tuition had not been billed.

The foregoing analysis clearly demonstrates that adequate procedures have not been established and implemented by the Offices of the Dean of Admissions and Registrar and the Dean of Administration, as ordered by the president of the college in December 1971.

On November 6, 1972, examination of the general ledger account for "fees: nonresident" disclosed that nonresident tuition collected during the period July 1, through October 20, 1972, totaling over $3,100, had not been remitted to the District Treasurer as required by law.

2. Foreign student tuition

The District of Columbia Nonresident Tuition Act permits 25 foreign students who are in the United States on valid, unexpired student visas to attend the DCTC on the same basis as residents of the District of Columbia, so far as payment of tuition and fees are concerned. Therefore, 25 foreign students may attend the college upon payment of only the required student fees. The Office of the Dean of Admissions and Registrar, classifies foreign students as either residents or nonresidents, and the Office of the Dean of Administration is responsible for the collection of tuition from nonresidents as well as all student fees.

The Office of the Dean of Admissions and Registrar follows the policy regarding the payment of tuition that: (*a*) The first 25 foreign students registered under age 21, holding student visas, will not be required to pay tuition if they live in the District of Columbia, and (*b*) the registered foreign students who have reached the age of 21 and who live in the District of Columbia will not be required to pay nonresident tuition. The dean of this Office said he plans to follow the above policy concerning foreign students over age 21, until the college receives an opinion from the corporation counsel as to the District of Columbia residency status of these foreign students.

In the opinion of the General Accounting Office, the Nonresident Tuition Act created a special exception from other provisions of the law which prohibited the use of District appropriations for free tuition to students who were not District residents. The General Accounting Office said this provision was considered necessary because foreign students on student visas are not considered District residents, regardless of their ages. The General Accounting Office believed the BHE should direct the college to adopt policies and procedures for the collection of tuition from foreign students.

In April 1972, the president of the DCTC requesetd guidance from the corporation counsel on the matter of foreign students and tuition, and specifically requested an opinion whether "at age 21, is a foreign student who lives in the

District of Columbia a resident of the District of Columbia?" As late as November 1, 1972, an official in the Office of the Corporation Counsel estimated that an opinion would be rendered in a month.

The investigative staff believes the BHE should have actively pursued the resolution of the residency status of foreign students on student visas as a policy matter and not have left the matter to the president of the DCTC.

The following tabulation shows the number of foreign students registered for the 1972 fall term at the college:

Classification:	*Student visas*
Over 21 and reside in District of Columbia	152
Under 21 and reside in District of Columbia	15
Do not reside in District of Columbia	[1] 3
Total	170

[1] Two listed in previous section of report as follows: One showed no classification but paid tuition. One status changed from resident to nonresident but not billed as of Nov. 8, 1972. One student was not on 1972 fall semester list of nonresident students.

It is interesting to note that of the above 170 foreign students attending the DCTC, only one student has paid tuition. In the opinion of the investigative staff, this is due to the college's liberalized application of the law, which excludes 15 from paying tuition since they are under 21 years of age, and 152 being excluded because they are over 21 years old and reside in the District of Columbia. The General Accounting Office has concluded, and the investigative staff agrees, that no more than 25 foreign students, regardless of their ages, who are in the United States on valid, unexpired, student visas, should be permitted to attend the college on the same basis as District residents insofar as the tuition payment is concerned. Also, 24 foreign students, who are not included in the above figures, are not required to pay tuition since they are over 21 years of age and are in the United States on nonstudent visas (resident, diplomatic, permanent). This has deprived the DCTC of a considerable amount of income which could have been derived from tuition fees from foreign students.

V. Procurement and Accountability for Supplies and Equipment

The General Services Department of the District Government is responsible for the development of standards and systems for procurement, purchasing, and contracting for goods and services, and for maintaining records of acquisition and disposal of all real and personal property owned by the District Government. General Services Department policies and procedures relating to procurement and accountability of supplies and equipment, now contained in a procurement manual and personal property regulations, respectively, are to be revised and incorporated in a material management manual.

A. Procurement Policies and Practices

The Bureau of Material Management in the General Services Department is reponsible for formulating procurement policies and preparing a procurement manual for use by all District agencies. Generally, the Bureau of Material Management reviews all DCTC procurement actions for purchases over $500 from appropriated funds. Three bids are required if the items are not on District or Federal contracts, and the Bureau of Material Management requires justifications when Government contracts and schedules are not used by the college. The Bureau reviews purchase orders of $2,500 and over before the award is made, and reviews purchase orders under $2,500 after the award is made.

General Services Department officials, as previously reported, were not aware of the existence of the DCTC commercial bank account and therefore did not review nonappropriated fund purchases made from this account.

The General Accounting office report of May 16, 1972, commented upon improper procurement practices of the DCTC involving the splitting of purchases to evade the necessity for obtaining price quotations and to avoid examination of the purchase orders by the then Bureau of Procurement. The General Accounting Office report also stated that adherence to applicable laws and regulations, as directed by the DCTC president (December 1971), should correct this deficiency; however, the Office of Municipal Audits should periodically review the DCTC procurement practices to ascertain whether the President's directive is being followed.

The DCTC procurement officer is responsible for purchases made with nonappropriated funds as well as for purchases made with appropriated funds. Although experienced in her duties, she has little control over the procurement process. The dean of administration, the financial manager, and possibly others, have access to and write purchase orders.

As a result of the General Accounting Office report, the college president directed that the college follow established District and Federal policies and procedures in the expenditure of both appropriated and nonappropriated funds.

Purchase orders are prepared on the basis of purchase requests approved by the financial manager, dean of administration, or president of the college. Routine requests for supplies may be approved by the accounting officer or procurement officer. Control over purchases from nonappropriated funds is deficient in that no record is maintained of outstanding purchase orders to avoid overspending. A file of purchase orders by serial number has been maintained; however, a review of the files for 600 purchase order numbers revealed that 39, or 6.5 percent, of the purchase order numbers in sequence were missing from the file. The fact that no budget for expenditure of the nonappropriated funds, other than the $35 fee, had been prepared for fiscal year 1973 is further evidence of a lack of control over nonappropriated fund purchases.

B. ACCOUNTABILITY FOR SUPPLIES AND EQUIPMENT

The Teachers College does not have complete and accurate information for its accountable equipment and supplies. Inventories of equipment and supplies have not been completed in several years. Corrective action had not been completed on the General Accounting Office recommendations regarding inadequate control over equipment and supplies.

The General Accounting Office report dated May 1972, stated that the DCTC did not have adequate control over its equipment and supplies. Based on the investigative staff's interviews with officials and personnel in the Office of the Dean of Administration and reviews of selected equipment records, no effective action had been taken to correct the inadequate controls over equipment and supplies, as of late November 1972.

The investigative staff compared the DCTC's July 1972 reply to the General Accounting Office recommendations with DCTC's actual accomplishments as of late October 1972. It was recommended in this report that the DCTC establish general ledger control accounts and subsidiary records for equipment and a general ledger account for supplies. It was also found that the master equipment record cards were incomplete, and individual equipment record cards were not on file for a large number of equipment items. The DCTC started a room-by-room physical inventory of equipment during the summer of 1972, but the inventory was never completed. Also, the master sheets showing a partial inventory did not contain equipment prices. Supplies were stored in many rooms and areas throughout the two DCTC buildings. General ledger accounts for equipment and supplies cannot be properly established until the physical inventory is completed.

It was also recommended that the DCTC develop and implement written procedures for: (1) Recording all transactions in the general ledger control accounts, (2) maintaining subsidiary records showing the quantity, cost, and location of items of equipment, and (3) taking physical inventories periodically. Some procedures were developed for control of equipment and supplies, but these procedures cannot be effectively implemented until all accountable equipment and supplies are identified and placed on the master equipment record cards.

The college's reply to the General Accounting Office report further said that the procurement officer had developed a procedure for processing reports of misplaced items. In November 1972, the procurement officer told the investigative staff that she has never received any forms to be used for lost, stolen, or salvaged equipment. She said the lost or stolen items had not been reported to the proper officials of the General Services Department, as required by the District personal property regulations. Other DCTC officials stated that the inadequate control over accountable equipment and supplies was due to the shortage of personnel and a lack of experienced personnel.

The General Accounting Office report also suggested that assistance in establishing controls over DCTC property assets be sought from the then District Office of Municipal Audits. Upon receipt of the request for assistance, the then Associate Director for Municipal Audits referred the request to the Bureau of

Material Management, as the office having primary responsibility for accountable property records. In response to the request, the Bureau of Material Management sent a team of specialists (consisting of two persons) to the DCTC to help in problem areas pertaining to the procurement, supply and security of property. The team visited the DCTC on July 18 and 19, 1972. On the first day, the team spent approximately 1 hour discussing the procurement system with the procurement officer, and then toured the Wilson and Miner building of the college to examine storage facilities. The team did not examine the equipment records maintained by the college. On the second day, the team returned and talked to the dean of administration for one-half hour. The investigative staff was told by the Associate Director, Bureau of Material Management, in August 1972 that a written report of the team's visit to the DCTC was being prepared and a copy would be made available. However, an inquiry made through the college president early in November 1972 revealed that the report had not yet been completed, but a copy would be furnished the college at a later date.

VI. Audit Responsibility

The Office of Municipal Audit and Inspection is responsible for the audit of the DCTC. The office, with a director reporting directly to the Mayor-Commissioner, was established effective August 1, 1972. Previously, internal audit of District government agencies was a responsibility of the Office of Municipal Audits of the Department of Finance and Revenue. The transfer of the internal audit office to the Executive Office of the District government and expansion of its functions to include review of agency management operations to evaluate their efficiency and effectiveness, was apparently a result of the recommendation by the Nelsen Commission.

The report of the Nelsen Commission was critical of the fact that the Office of Municipal Audits had continued to devote its efforts almost entirely to compliance-type and limited financial audits, and no evidence was found of any effort devoted primarily to program evaluation or management effectiveness, despite the fact that the General Accounting Office had recommended in 1968 that the District internal audit office be made independent and given authority to make comprehensive management reviews. The Acting Director of the Office of Municipal Audit and Inspection estimated that he would require an increase in audit staff, from approximately 30 personnel to 60, to properly perform all of the functions assigned under the Commissioner's order establishing his office. However, the Nelsen Commission estimated that only a modest increase in the ultimate size of the internal audit staff would be warranted if greater emphasis were placed on evaluating management controls than on detailed financial and compliance-type audits.

The Acting Director of the Office of Municipal Audit and Inspection stated that his annual audit plan is based primarily on the amount of an agency's appropriations. The audit office had planned to audit each of the approximately 50 agencies of the District government every 3 years; however, the actual frequency has been more like every 5 years. The Acting Director is considering placing the audit of the DCTC on a 2-year cycle because of the recent interest in the college.

Prior to 1969, before the BHE took over control of the DCTC, audit of the college was included as part of the audit of the District Public Schools under the Board of Education. The last public school audit in 1966 covered only central accounting records of the DCTC appropriation expenditures. The Acting Director said the DCTC was considered a minor part of the Board of Education for audit purposes because of the relatively small amount of money involved as compared to the total budget of the public schools, and limited audit resources had to be allotted, accordingly.

At the request of the President of the DCTC, the office of Municipal Audits conducted a financial review of the records of the DCTC for fiscal year 1971. The request for the audit was initiated by the college President after he had discussed with representatives of the General Accounting Office an apparent over obligation of fiscal year 1971 appropriated funds by the DCTC. The report of audit, dated March 29, 1972, recommended adjustments of obligations between fiscal years 1970, 1971, and 1972, which had the effect of eliminating the fiscal year 1971 overobligation.

District Government auditors had never audited the DCTC nonappropriated funds prior to the General Accounting Office report of May 16, 1972, which pointed

out certain deficiencies in the handling of these funds. In light of the Corporation Counsel opinion that the college has no authority to deposit any fees collected in a commercial bank account, the question of whether the Office of Municipal Audit and Inspection should have audited nonappropriated funds in the past may be academic. However, one of the functions of the Office of Municipal Audit and Inspection established by the Mayor-Commissioner is "to conduct or arrange for regular audits and inspections regarding all resources of the District of Columbia government from any source whatever, including special and trust funds and Federal grant-in-aid programs."

In November 1972, the Acting Director said that District auditors began an audit of the DCTC nonappropriated fund records to determine whether the commercial bank account should be closed. An official of the Office of Budget and Financial Management also advised the Investigative Staff in November that the auditors were presently trying to identify the fees charged by the DCTC in order that a decision could be made as to how they should be handled.

Audits of the college nonappropriated funds were performed by a private auditor employed by the college, for fiscal years 1966 through 1970. No audits were made in 1971 or 1972. The DCTC President said it had been estimated that an audit of the nonappropriated funds would cost $9,000, and he was concerned as to the source of funds to pay for an audit. Significantly, the audit reports for both fiscal year 1969 and fiscal 1970 contained the same comment by the private auditor, "It would appear to the auditor that the continuing and repetitive errors of both commission and omission were attributive for the most part to the absence of personnel experienced and knowledgeable in accounting and fiscal procedures together with the extensive use of students on a part-time basis."

VII. Grants and Reimbursable Services

Prior to fiscal year 1973, grant funds and funds received for reimbursables were improperly deposited in the college's commercial bank account. College officials advised the Investigative Staff in November 1972 that all funds received from grants and for reimbursable services are now being deposited in the District Treasury.

The Investigative Staff endeavored to identify all of the DCTC grant programs and reimbursable activities for fiscal years 1972 and 1973. There was no central source at the college where the investigative staff could obtain this information. As a result, the investigative staff had to review the files and records in the offices of the Grants Coordinator, the dean of administration, and the college President, as well as interview other college officials and personnel, who were concerned with the grant and reimbursable programs. Because of difficulties encountered in obtaining and resolving conflicting data received from several sources, the grant and reimbursable services data furnished in this section may not be completely accurate.

The grants coordinator prepared a schedule which included the grant and reimbursable funds for fiscal year 1972. The accounting officer prepared the operating statement for the nonappropriated funds for fiscal year 1972, which contained amounts received and expended for grants and reimbursable services. In most cases grant funds in the Grants Coordinator's schedule did not agree with amounts on the operating statement for fiscal year 1972. The following schedule compares the amounts shown on the Grants Coordinator's schedules with the amounts shown of the operating statement for fiscal year 1972. In addition, the amounts transferred to the DCTC income account to cover overhead expenses are shown, where applicable:

DIRECT GRANTS

Source	Grants Coordinator's schedules	DCTC operating statement	Amount transferred to DCTC income account to cover overhead expenses
Department of Health, Education, and Welfare:			
Equipment grant	0	$10,000.00	$2,745.00
College work-study program	$126,563.00	42,718.68	0
Educational opportunity grant	42,920.00	26,400.00	0
National direct student loan fund	28,755.00	32,693.63	
Higher Education Act (strengthening developing institutions)	161,500.00	84,236.60	0
Special opportunity grant	0	20,404.00	0
Law Enforcement Assistance Administration: Adult courtesy patrol [1]	66,515.00	99,322.04	0
National Science Foundation: "Man: A Course of Study"	27,280.00	0	0
Other: Washington project: Phelps-Stokes Fund	3,000.00	516.00	0
Total	456,533.00	316,290.95	2,745.00

REIMBURSABLE SERVICES

District's public schools:			
Training program for auxiliaries in education	$14,068.00	$14,198.00	$6,358.80
Anacostia project	26,230.00	29,180.96	26,343.41
Adult Education Demonstration Center: Home penetration consumer education	4,969.68	4,969.68	1,699.32
Earn-and-learn program	527,640.00	528,722.75	38,483.46
Education innovation-developing teacher learning packages	6,942.61	6,942.61	1,524.78
Leadership Management Institute staff development	74,713.00	74,713.00	21,599.07
Paraprofessional workshop	0	21,383.50	4,496.14
Program for recruitment and orientation of beginning teachers	32,507.34	32,675.34	18,293.85
Secondary counselors in career education	0	13,209.84	3,310.54
Total learning centers	296,400.00	304,300.00	39,427.97
Open communication project	70,000.00	70,087.80	0
Pupil personnel satellite program	25,700.00	23,040.00	0
Career opportunities program	23,700.00	0	0
Vocational educational seminar	5,594.90	0	3,140.79
Summer training program for testing resource personnel	12,624.24	12,624.24	8,509.04
Model School Division	0	123,000.00	16,723.40
Secondary staff development	0	12,598.56	1,307.18
Department of Health, Education, and Welfare: Junior Village	75,931.00	87,831.96	0
National Aeronautical and Space Administration: National Aeronautical and Space Administration	0	1,449.60	383.00
National Science Foundation: National Science Foundation	0	20,000.00	0
Other:			
University of Massachusetts model city program	0	61,810.00	0
Urban Staff Development Laboratory graduate degree program, University of Massachusetts	22,948.00	0	0
Total	1,219,968.77	1,442,737.84	191,600.75

[1] Block grant. The adult courtesy patrol is a subgrant, under a Law Enforcement Assistance Administration grant made to the Office of Criminal Justice Plans and Analysis, in the Executive Office of the Mayor-Commissioner of the District of Columbia.

For some of the reimbursable programs listed in the schedule, the DCTC provides primarily administrative services such as preparing payrolls, procuring supplies, and providing bookkeeping services. These administrative services are performed for such programs as the Junior Village, and the Total Learning Centers.

Considering the plethora of problems presently confronting the college administration, the Investigative Staff is of the opinion that consideration should be given to limiting the acceptance of contracts for rembursable services to those which will further the teacher training mission of the college.

Overall procedures for the control of grants should be improved. Although the college has a Grants Coordinator, he told the Investigative Staff that he spent an average of 1 hour a day on the grants and reimbursable services program. Although he said he was chairman of a grants coordinating committe which met weekly, it is apparent that there is the lack of a central repository for information and data for these programs.

The Investigative Staff selected and reviewed in detail the following two grants contained in the above Direct Grant Schedule.

A. ADULT COURTESY PATROL GRANT

1. Background

The Adult Courtesy Patrol came into being in 1969, following an outbreak of civil disturbances in the area of 14th Street NW., Washington, D.C. The purpose of the Adult Courtesy Patrol is to provide community protection, safety, neighborhood assistance, and other services, through the operation of neighborhood patrols.

The D.C. Trojans, an indigenous neighborhood group, volunteered its services to the Director of the Office of Youth Opportunity Services, of the District government, and provided personnel for the original neighborhood patrols. The DCTC, which had previous contacts with personnel of the D.C. Trojans and the neighborhood youth in community activities, was requested by the Office of Youth Opportunity Services to manage the Adult Courtesy Patrol. The Office of Youth Opportunity Services received the original Law Enforcement Assistance Administration grant for 1971 through the Office of Criminal Justice Plans and Analysis, Executive Office of the Mayor-Commissioner of the District of Columbia. The grant was then subcontracted to the DCTC since the college was located in the community, could provide training for patrol members, and had the resources to handle the budgetary and financial aspects of the grant. The head of the Department of Educational Psychology was made administrator of this grant. The Office of Criminal Justice Plans and Analysis approved the DCTC as the administering agency rather than subcontractor for the Adult Courtesy Patrol as of December 15, 1971.

According to the Office of Youth Opportunity Services and DCTC officials, an objective of the program was to get the D.C. Trojans, some of whom had "alcohol problems," off the street and motivate them to obtain better jobs. Training for the Adult Courtesy Patrol members began in December 1970. The two-man patrols covered the area on 14th Street NW., from Florida Avenue to Spring Street NW., including side streets off 14th Street where businesses were also located. The philosophy was to make the indigenous resident a part of the peace-keeping function to prevent disturbances. In September 1971, the head of the D.C. Trojans was replaced as the supervisory head of the Adult Courtesy Patrol. DCTC officials said he was a good leader but had no respect for formal structures, citing his unauthorized commitment of patrol funds without approved purchase orders, and the hiring and firing of patrol members on the street. The present supervisor of the Adult Courtesy Patrol, who was hired in September 1971, in a memorandum dated May 19, 1972, listed the former supervisor as having been terminated on October 30, 1971, because he "wouldn't work or sign the sign-in sheet."

The DCTC Grant Administrator said the patrol leadership was never successful in efforts precluding the District of Columbia Trojans from drinking wine and alcohol on duty despite the efforts of alcohol treatment officials and Alcoholics Anonymous. By December 1971, the character of patrol membership changed and present recruits are now obtained through such agencies as the U.S. Employment Service, Change Inc., and Efforts for Ex-Convicts. As of April 1972, there were only three members of the District of Columbia Trojans active in the Adult Courtesy Patrol. The Director of the Office of Youth Opportunity Services said the restructuring of the Adult Courtesy Patrol caused the District of Columbia Trojans to become "antagonistic" toward the present organization. According to the college grant administrator, the Adult Courtesy Patrol has a total personnel strength of approximately 25 members from which to provide 12 members for daily patrols.

In reviewing the original 1971 grant application for the Adult Courtesy Patrol, an Office of Criminal Justice Plans and Analysis employee suggested that the community, since it would benefit, should make a contribution to the patrol. A proposed Community Advisory Board did not coalesce into an active group, although community members and representatives from the Office of Youth Opportunity Services, DCTC, and the Community Relations Unit of the Metropolitan Police Department met in October 1971, and had three or four subsequent meetings.

2. Financial data

This grant, made under the Omnibus Crime Control and Safe Streets Act of 1968, requires a minimum grantee contribution for costs of the program of 25 percent State and local funds.

The Grants Management Division of the Office of Criminal Justice Plans and Analysis, the division responsible for reviewing grant requests and applications

for technical and substantive data, failed to thoroughly review, analyze, and make the necessary corrections concerning the grant proposals, including the budgets, listed below, submitted by the Office of Youth Opportunity Services and the DCTC, according to the records of that office:

Grant Number	Budget period	Federal share	Local and State share		Total program	Federal paid	Funding awarded
			Amount	Percent			
71–10	Oct. 1, 1970–Sept. 30, 1971	$61,608	$18,608	23	$80,123	$61,515	----------
72–09	Jan. 1, 1972–June 30, 1972	61,750	18,310	23	80,060	61,750	----------
Not shown	Oct. 1, 1972–Sept. 30, 1973	149,220	49,741	25	198,961	----------	$83,700

Officials of the Office of Criminal Justice Plans and Analysis said Grant 71–10 was extended until December 31, 1971, and the period for Grant 72–09 was extended until September 30, 1972, although notice of the latter extension was not sent to the DCTC until November 10, 1972. At that time, the balance of $11,750 due under Grant 72–09, was sent to the District Treasurer for deposit to the Adult Courtesy Patrol grant account, by direction of the Director of the Office of Criminal Justice Plans and Analysis. Funding for the 1973 grant was approved by the Office of Criminal Justice Plans and Analysis on two different dates, $41,521 on August 24, 1972, and $42,179 on November 16, 1972. An Office of Criminal Justice Plans and Analysis official said these funds did not become available until late November, as the Law Enforcement Assistance Administration budget had not been approved. The official said the awards constituted letters of credit and the District Accounting Office can now approve obligations and expenditures for the Adult Courtesy Patrol.

The Office of Criminal Justice Plans and Analysis individual files for the 1971 and 1972 grants did not include a written document showing that after the grants were awarded that meetings were held with the subgrantee, to determine the extent of the role of outside consultants and the Grants Management Division, in monitoring and evaluation, as required under the Comprehensive Plan for Law Enforcement and Criminal Justice in the District of Columbia. Officials in the Grants Management Division said such documents should have been prepared and that there should have been more detailed reviews of the budget justifications for the state and local share (25 percent) budgets. Officials said with personnel just added, these budgets will receive closer scrutiny in the future. The aforementioned tabulations disclose that the DCTC 1971 and 1972 State and local share budgets amounted to only 23 percent, and not the required 25 percent. It is also noted that the State and local share budget breakdowns submitted for 1971 and 1972, listed below, were identical, except for the miscellaneous cost of $292 in 1971:

Salaries	1971	1972
College president (15 percent)	$3,637	$3,637
5 administrators (10 percent)	8,880	8,880
3 faculty (10 percent)	3,956	3,956
4 clerical support (7 percent)	1,843	1,843
Miscellaneous cost	292	0
Total	18,608	18,316

The investigative staff was unable to verify the time spent by the DCTC personnel on the Adult Courtesy Patrol, as no detailed time or financial records were kept by the college. The amount of time reportedly spent on the Adult Courtesy Patrol by certain DCTC personnel does not appear to be justified. An Office of Criminal Justice Plans and Analysis employee in reviewing the 1972 Adult Courtesy Patrol grant said "the one facet of the grant requests which should receive additional scrutiny is the matching share."

3. Discrepancies in administering grant

An analysis of the DCTC General Ledger for the Adult Courtesy Patrol disclosed that moneys in the college's commercial bank account were used to pay expenses incurred by the Adult Courtesy Patrol, prior to the receipt of the grant funds, with the approval of the college president. Adequate records and

control of property furnished to the Adult Courtesy Patrol were not maintained by the DCTC. For example, an individual inventory record card could not be located for a new electric typewriter purchased in August 1971, which typewriter was later stolen in November 1971, from the Adult Courtesy Patrol headquarters; and, the college inventory records made available did not account for the "walkie-talkies" (which cost over $50 each) purchased under the original grant. The investigative staff also questions the use of 100 percent of Adult Courtesy Patrol funds to replace an electric typewriter stolen in July 1972, from the College Office (Wilson Building) of the Adult Courtesy Patrol Grant Administrator. The Adult Courtesy Patrol Grant Administration advised the President of the college in May 1972, that he was spending 577 hours of his time on the Adult Courtesy Patrol grant, in addition to his teaching assignments.

4. Evaluation of the Adult Courtesy Patrol grant

The Adult Courtesy Patrol grant proposals were approved by the Supervisory Board—Criminal Justice Coordinating Board, composed of the Mayor-Commissioner, member of his staff, the District of Columbia City Council, the Corporation Counsel, and other District officials, including the Chief of the Metropolitan Police Department, after a prior review by a Project Proposal Board Subcommittee. Federal officials and community representatives also patricipate in the approval process.

The present Director of the Office of Criminal Justice Plans and Analysis said his office does not evaluate the grants, and he did not know how to evaluate the effectiveness of a grant in a criminal field, like the Adult Courtesy Patrol. He said while nonindigenous personnel would have a "positive effect" in the Adult Courtesy Patrol, he believed that employment of patrol members should not be based on their own need, if the individuals could not make a contribution to the patrol.

An officer in the Community Relations Unit of the 4th District Metropolitan Police Department, who represented the Metropolitan Police Deparment on a panel of Adult Courtesy Patrol members, and who was also a police adviser to the Community Advisory Board to the Adult Courtesy Patrol, said it was difficult to evaluate the value of the Adult Courtesy Patrol. Although crime in the area had declined, there were many other groups operating in the area, such as undercover units, the crime unit, scout cars and patrolmen, who were active in combating crime in the area. He said the primary purpose of the Adult Courtesy Patrol patrols was to be visible on the street to act as crime deterrents. He said he plans to use Adult Courtesy Patrol members in his "basic car plan" in which policemen in patrol cars will meet and talk with citizens in the neighborhood, looking toward better community relations. In a meeting in early 1972, with the president of the DCTC Grant Administrator and officials of the Office of Criminal Justice Plans and Analysis, he said consideration was given to "calling off" the Adult Courtesy Patrol, but he recommended that the Adult Courtesy Patrol be continued to help instill a sense of responsibility in the neighborhood.

The officer in the Community Relations Unit said that on the two occasions he sat on panels to select Adult Courtesy Patrol members, the recruits were primarily "ex-convicts" and "derelicts." He also said that the uniformed Police Reserve (vountary-not paid), composed of local citizens who work out of his office, could do the same job as the Adult Courtesy Patrol very effectively, if they were paid on the same basis as the Adult Courtesy Patrol members. He did not think identification with the Police Reserves would adversely affect their acceptance by the community as it would have in 1970, when the Adult Courtesy Patrol was established.

A June 1972 report entitled "Survey—The Adult Courtesy Patrol and the 14th Street Business Community" prepared for the DCTC by an independent researcher who was later employed by the DCTC, concluded that the Adult Courtesy Patrol "offers a worthwhile service, particularly through its visibility, and it is respected by the business community." The report stated that a minority of business persons reported a negative image related to the patrol members' drinking and boisterous conduct.

A progress report submitted to the Office of Criminal Justice Plans and Analysis by the DCTC for the period April 31, 1972, to August 15, 1972, noted that a 30 percent turnover in personnel was traceable to "problems centered around work standards, (*a*) promptness in reporting for duty, (*b*) being at assigned duty station during tour of duty, (*c*) irresponsibility in carrying out assigned duties, and (*d*) conflict and failure to cooperate with colleagues and patrol members."

Concerning the financial audit of the grant, the Director of the Office of Criminal Justice Plans and Analysis said his office gives the Office Municipal Audit and Inspection $20,000 annually to audit its 102 grants, which audits have been completed for fiscal year 1969 and 1970. The Acting Director of the Office of Municipal Audit and Inspection said the audit of the fiscal year 1971 Adult Courtesy Patrol grant, the first year of the grant, would not be made until approximately February 1973.

B. SPECIAL OPPORTUNITY GRANT

1. Background

The special opportunity grant in the amount of $20,404 was originally requested by the District of Columbia Commission on Academic Facilities early in 1970, under title I of the Higher Education Facilities Act of 1963 to develop enrollment projections for Federal City College, the Washington Technical Institute, and the DCTC. The grant was approved by the U.S. Department of Health, Education, and Welfare, Office of Education on June 29, 1970. After the grant was approved, it was recognized that the purpose of the grant would be duplicated in the proposed "Comprehensive Study of Public Higher Education in the District of Columbia," which was subsequently contracted for with Arthur D. Little, Inc., on March 29, 1971. On February 12, 1971, a request was submitted by the then District of Columbia Office of Educational Affairs (OEA) to the Department of Health, Education, and Welfare requesting approval to change the purpose of the grant to develop detailed specifications for teacher training facilities in the District of Columbia at the DCTC. In a letter to the Office of Educational Affairs on March 26, 1971, the DCTC dean of administraton said" * * * money is to be used for a study of needed teacher facilities at the Teachers College whch could be used by Federal City College and Washington Technical Institute as well as District of Columbia Teachers College." Permission to proceed with the revised task was granted by the Department of Health, Education, and Welfare on April 13, 1971. A contract for the study was signed with Davis, MacConnell, Ralston (DMR), a division of Westinghouse Learning Corp., located in Palo Alto, Calif.

2. Discrepancies in award of grant

Although the purpose of the grant study was to develop detailed specifications for teacher training facilities which could be used by the Federal City College and the Washington Technical Institute, as well as the DCTC, the contract with Davis, MacConnell, Ralston stated that the purpose of the study was to develop a master plan to guide the future of the DCTC through the latter part of the 20th century. Specifically, (*a*) to identify and define the mission and objectives of the DCTC for the next two decades, (*b*) to develop educational programs to achieve the objectives, and (*c*) to develop a master plan for physical facilities.

The $20,404 contract was negotiated and awarded by the DCTC dean of administration and was not reviewed or awarded by the then District Bureau of Procurement because, until fiscal year 1973, all grant moneys received were deposited in the college commercial bank account. The dean of administration admitted to the investigative staff that he was not aware of all required procurement procedures at the time of contract award in June 1971.

No evidence of a request for proposal for the study could be found in the special opportunity grant files of the college, and the three proposals in the file were received on widely different dates. In November 1970, the dean of administration attended a workshop conducted by Davis, MacConnell, Ralston in Palo Alto, Calif., on planning education facilities, before and after which he discussed the Davis, MacConnell, Ralston proposal for the DCTC master plan with company representatives. The college file on the Davis, MacConnell, Ralston proposal contains a notation which indicates the proposal may have been received from Davis, MacConnell, Ralston in October 1970, although the dean of administration said he did not receive the written proposal until November 1970, after the seminar. A proposal for the study was received from another company on December 15, 1970, and from a third company on May 12, 1971. The only evidence of a comparative analysis of the three proposals was a one-page evaluation comparing the proposal received in May with the Davis, MacConnell, Ralston proposal. In the absence of a written request for proposal it would be extremely difficult to insure that the three prospective contractors were responding to the same proposal, so the validity of any comparison of the three proposals was questionable. The dean of administration (the contracting officer) did not recall whether any requests for proposal had been sent out and could not explain why the proposals were submitted at widely differing times.

The contract with Davis, MacConnell, Ralston was signed by the dean of administration on June 30, 1971, over objections of the dean of the college, who said, he did not see how the college in good faith could proceed to authorize a $20,000 study in light of having been advised that other expansion projects for the college had not been recommended.

RESPONSE TO INVESTIGATIVE REPORT

Mr. NATCHER. This is a report that the members of the Board of Higher Education, as well as the officials of the District of Columbia Teachers College and the District Government should study carefully.

I am going to make a copy available now, Dr. Cooke, so that you and Miss Pinkett may have it for the use of all concerned.

I want you to study this report and, if you will, please, prepare a short memorandum for the committee commenting on its contents, and we would like to have it as soon as possible. I don't mean tomorrow, but long before we mark this bill up.

Turn that over to Mr. Silsby, please.

[The memorandum from the Board of Higher Education follows; the response from District of Columbia Teachers College appears in the appendix on pages 1288–1310:]

DISTRICT OF COLUMBIA BOARD OF HIGHER EDUCATION,
Washington, D.C., May 22, 1793.

HON. WILLIAM H. NATCHER,
House of Representatives,
Washington, D.C.

DEAR CONGRESSMAN NATCHER: The officers of the Board of Higher Education have carefully reviewed the surveys and investigative staff report on the general and financial administration of the District of Columbia Teachers College, together with Mr. Roger W. Jones, a former member who served as recently as February 1973 as vice chairman of the board and as chairman of the board's management and budget committee.

With regard to merger of the District of Columbia Teachers College with Federal City College, the chairman of the board reported on May 8, 1973, to the House Subcommittee on Appropriations, that the board has unanimously taken the position that the two colleges should be merged as soon as Federal City College attains accreditation. The chairman also indicated at that time that the board looks forward to FCC receiving accreditation within the next 12 months. During this interim, the board has approved and called for implementation of a Higher Education Administrative Support Agency (hereafter referred to as HEASA) to provide consolidated management and fiscal services for the two institutions.

With reference to the statement in the report on page 8, "* * * if the DCTC and the Federal City College were merged, the DCTC would maintain its accreditation for the training of teacher personnel," the board wishes to point out that this is contrary to reports made to us by the representative of Middle States Association, Dr. Herman Branson, as recently as April 1973. Specifically, the board understands that DCTC will lose its accreditation upon merger with an unaccredited institution. Even if the merger takes place after FCC becomes accredited, Middle States Association will initiate a review to assure that the merged institutions are in order.

The Board agrees with the issues raised in the first two paragraphs under "General and Financial Management," on page 16 of the report. In recognition of these weaknesses, the Board has devoted increasing attention to the management problems of the District of Columbia Teachers College. In March 1973, the Board assured the President of DCTC that his institution would be given all the time and attention that it felt it needed. In addition, the Board is attempting to strengthen the management of DCTC through the establishment of HEASA.

HEASA was developed through joint discussions and planning of the administrative staffs of the two institutions and the staff of the Board. It will be installed over the summer 1973 so that by the opening of the new academic year it will be fully operational. This consolidated service will utilize the most experienced and best trained personnel in the management and fiscal areas of both institutions. It will provide services in the areas of budget, finance (including

accounting and disbursement), personnel management, payroll, procurement and inventory management. HEASA would also assume the major responsibility for liaison with the various District Government agencies. In the light of the findings of this report on which you have invited comment, the officers of the Board are recommending that HEASA report directly to the Board's Committee on Management and Budget, rather than to the Executive Coordinating Council referred to in the proposed organization of HEASA. Under this structure, the Management and Budget Committee will have direct and continuing oversight of the administrative and fiscal procedures of both institutions.

The Board recognizes that there is some confusion on the use of nonappropriated funds, and that the District of Columbia Teachers College is acting contrary to the opinion of the Corporation Counsel with respect to deposit of student fees. However, pending further clarification from the Corporation Counsel, which we have sought, the former Management and Budget Committee Chairman as well as the present Management and Budget Committee Chairman agree that DCTC should continue to place these nonappropriated funds in a commercial bank account.

In view of the fact that the use of nonappropriated funds at DCTC has created a problem in the past, the Board's Management and Budget Committee will make sure that established policies and procedures for handling these funds are adhered to.

We note with interest the comment that certain inequities currently exist between fees for part-time students and full-time students. This matter will be given prompt attention by the Board. In this regard, the former Vice Chairman of the Board, Mr. Roger Jones, states that he was misquoted on page 47, line 13, regarding the use of fee money. It is his firm opinion that all administrative expenses should come from appropriated funds.

The Board is very much concerned about the fact that there is a large number of foreign students enrolled at DCTC on a tuition-free basis. In April 1972, guidance was requested from Corporation Counsel on the matter of foreign student tuition, and several times since we have attempted to get a reply. The Board will again request an opinion of Corporation Counsel.

Thank you for sharing with the Board a copy of the report. The information contained in it will be very helpful in the future direction of the District of Columbia Teachers College in the coming months.

Sincerely,

FLAXIE M. PINKETT,
Chairman.
WILLIAM L. PORTER,
Vice Chairman.
RICHARD K. FOX, JR.,
Secretary.

STATEMENT OF CONFEREES ON 1973 BILL

Mr. NATCHER. I have a few questions I would like to propound to you, to Miss Pinkett, or to any of you concerning this particular report and the District of Columbia Teachers College.

The first section of the report deals with the role of the Teachers College in public higher education in the District of Columbia and the possible merger with the Federal City College. In this regard, I will read the following statement from the conference report on the 1973 bill:

The managers agree that the time for consolidation of the D.C. Teachers College and the Federal City College is overdue and suggest that merger plans be formulated by the Board of Higher Education and the District of Columbia Board of Education without further delay. The legislative history surrounding the passage of the District of Columbia Public Education Act, Public Law 89-791 dated November 7, 1966, clearly anticipates this action and recent congressional efforts to accelerate a decision have been ineffective.

Further quoting:

The managers further direct the fiscal year 1974 budget requests for these two institutions be combined as the first step toward consolidating these institutions.

I note the latter has been done to a certain degree, but the detailed justifications have come up to the committee separately. I believe yesterday, Miss Pinkett, at the time you were before the committee, you commented generally concerning the consolidation of the two institutions and recommendations contained in the Nelsen Commission report, as well as in the Little report.

OPPOSITION TO MERGER OF TWO COLLEGES

Again, Dr. Cooke, what is your position concerning the consolidation of the two colleges?

Dr. COOKE. Do you mean the academic program of the two colleges?

Mr. NATCHER. The general consolidation of the two colleges.

Dr. COOKE. I have opposed the merger of the two colleges, Mr. Congressman.

Mr. NATCHER. Now, Dr. Cooke, tell us again why you are opposed.

We are not the legislative committee. This is the Appropriations Committee, but the legislation was passed, and if you go back and examine the record and the colloquy that took place on the floor, all of these matters were discussed at the time the bill was passed, authorizing and setting up the Federal City College and the Washington Technical Institute.

Now, Dr. Cooke, tell us why you are opposed to the consolidation.

RESPONSIBILITY TO STUDENTS OF TEACHERS COLLEGE

Dr. COOKE. I support first the statement of the Board that any merger at this time would be prejudicial, to the students of the District of Columbia Teachers College. We are an accredited institution; the students have a role in an institution that has accreditation and has indeed reaffirmed its accreditation and I do not think these students should have their college career possibly jeopardized by merging with an institution that is working diligently but has not yet earned the accreditation of the regional association.

Mr. NATCHER. Dr. Cooke, excuse me for interrupting. There is a vote on the floor. The committee will take a short recess to vote.

[Short recess taken.]

Mr. NATCHER. The committee will come to order.

Go right ahead now, Dr. Cooke, and explain your position concerning the consolidation of the two colleges.

Dr. COOKE. The first reason I base, Mr. Chairman, on what I believe is the responsibility to the students at the District of Columbia Teachers College for an accredited education.

The next three reasons do not go to a weighting of the accreditation of Federal City College.

FUNCTION OF PROVIDING TEACHER EDUCATION

One reason, as I see it, as Mr. Roger Jones said yesterday, a major public higher education function is teacher education and I believe it can be effectively done in this city in an institution that devotes its attention to preparing people for the educational profession.

That institution has to have a broad general and liberal base, but it then devotes its attention to preparing people for this urban area.

OPERATING COSTS OF MERGED INSTITUTION

The third reason I support opposition to the merger is because I believe we have effectively prepared people for teaching on a per capita expenditure that is not adequate, but is only half of what the committee has voted per capita expenditure for other public colleges.

I believe in the long run, if you merge, you will spend more money because if you provide per capita expenditure at the level of FCC for all the students we have at the Teachers College, and our level is about $1,391 per capita for fiscal year 1974, and you provide a per capita expenditure for all of the students we have, which is $2,374.1 FTE at the level you are providing it for FCC, you will not save money.

I know the amount of funding is important. My great grandmother was born here in 1826 and I have an interest in the tax base; I have an interest in what it cost. I am a Washington citizen trained from the first grade through college in this city so I have an interest in what it costs us. I don't believe you are going to save money by merging.

CONCERN OVER MAMMOTH INSTITUTIONS

Now, my fourth reason, Mr. Chairman, is this: I believe the city is better served—and this is my 29th year in public higher education and my seventh year as a college president—is better served by not having mammoth institutions, but by having, as I presented to the Senate at its request, and I will be glad to present it to your committee at your request, what I consider the Federal City University concept, and we would have four, five, six or seven colleges, but none of them would be large institutions.

The chancellor concept is an appropriate one, as Congressman Myers said, perhaps, but I don't see necessarily that the city is better served by the merger of these two institutions. I will not mention other aspects that Mr. Jones mentioned, the history, the customs, the philosophy, the difference in admissions, the difference in the whole approach to education of the students in the two institutions. I think that is covered in part by the fact that I suggest under the Federal City University concept several different kinds of institutions. Diversity in America has been characteristic of public and private higher education.

SUMMARY OF REASONS FOR OPPOSING MERGER

In summary, Mr. Chairman, those are the four reasons; one that deals with accreditation, one that deals with cost, one that deals with an institution that is capable of preparing people for the education profession and last, the one encompassed under the Federal City University concept.

CONCEPT OF COMMUNITY COLLEGES FOR CITY

Mr. NATCHER. Dr. Cooke, when you speak of five, six, or seven colleges or universities, you don't mean for them to be funded by the District of Columbia government.

Mr. COOKE. They may very well be, but some would be community colleges or branches in Anacostia. We have little higher education on

the other side of the Anacostia River. I think we also ought to have something west of Rock Creek Park in the Federal University concept. I don't see why people west of Rock Creek Park would not benefit from a relatively small public higher education institution where faculty can relate to a small number of students, which is pretty much characteristic of the Teachers College.

So, yes, I am saying fund it but not necessarily funded at an enormous rate or with the extensive concern with expansive public, new facilities.

Mr. NATCHER. Dr. Cooke, if that were the situation, wouldn't you have a spirit of competition from the standpoint of growth, expansion, and wouldn't it be a constant fight between the colleges as to funding for the colleges, placing a burden on the District of Columbia government that the District taxpayers could not bear?

Dr. COOKE. That can happen, but should not be permitted to happen, Mr. Chairman. If the Nelsen Commission's recommendations on higher education are adopted because the intent is to say to this institution, "This is your area and you will not compete with the other colleges" and "this is your area." We would not have nursing, engineering, and teacher education at different institutions, because the Commission at the top would say, "This is your area. You operate in this area. This is your budget."

It seems to me we must have, to obviate what you are saying, a major commission or board, or trustees, whatever name it is given, that has the authority to eliminate this competition and to say that these are the areas for the various institutions and they operate in these areas to serve all of the needs that Mr. Jones mentioned in the testimony yesterday.

Mr. NATCHER. I know, Dr. Cooke, all down through the years the District of Columbia Teachers College has served a useful, worthwhile purpose and I think you have many achievements to your credit.

Dr. COOKE. Thank you, sir.

Mr. NATCHER. I say that to you frankly.

Dr. COOKE. Thank you, Mr. Chairman.

PROBLEMS IN FINANCING UNIVERSITIES AND COLLEGES

Mr. NATCHER. Now, I know and you know, Dr. Cooke, that all over the United States it is difficult for any city, regardless of where it is, to operate and fund either a college or a university. It applies not only in my home State, but in other States. We know, for instance, Dr. Cooke, in the State of Kentucky we have had the University of Louisville for years and years, a fine university with a medical college, a dental college.

They finally reached the point, Dr. Cooke, where the Commonwealth of Kentucky had to take over the funding of the college or else it would have had to close.

We needed the University of Louisville. So, therefore, the city of Louisville finally reached the point where it said "We can no longer fund this university."

We on this committee are concerned about the operation of the Federal City College. As you heard me say yesterday, we are concerned about the funding for the proposed permanent campuses of

the Federal City College and the Washington Technical Institute and the financial burden that the District of Columbia will have to carry on into the future; that is the main reason why we are propounding these questions to you and to Miss Pinkett at this time.

I understand full well, Dr. Cooke, the District of Columbia Teachers College has no problem from the standpoint of accreditation. That is what Miss Pinkett pointed out yesterday. No problem.

The Federal City College has graduated its fourth class and has not been accredited. It has not been approved. I know it is a problem.

I wanted to point these matters out to you. As one member of this committeee, Dr. Cooke, I don't believe the District of Columbia will be able to fund three separate colleges in the future, regardless of the form of government that may be operating the city.

I just don't believe the city could do it.

Dr. COOKE. Mr. Chairman, may I go off the record a moment?

Mr. NATCHER. Certainly.

Off the record.

[Discussion off the record.]

EXCERPTS FROM INVESTIGATIVE REPORT

Mr. NATCHER. On the record.

Dr. Cooke, there are certain matters here in this report that has been submitted to the committee that I want to place in the record.

DEFICIENCIES IN GENERAL MANAGEMENT

Under general management on page 16—and this is going to be turned over to you and Miss Pinkett—on page 16 under general management I quote:

> The District of Columbia Teachers College has not received adequate policy guidance or the necessary management direction from the Board of Higher Education. Coordination and cooperation between the DCTC and other District organizations are in need of improvement to effect better management of the DCTC.

Further quoting:

> Internal management of the DCTC was generally inadequate due to (1) placing nonprofessional and inexperienced personnel in key positions without a clear delineation of duties and responsibilities, and (2) following poor management practices that have existed for many years resulting in noncompliance with District and Federal policies, regulations, and directives. DCTC does not have effective policies and procedures to assure the proper use of available resources. In many cases, the college president personally has attempted to correct problems and procedural weaknesses called to his attention; however, he has not established a system to insure that major problems are identified and resolved. The administrative guidelines which have been established are not adequate to manage a modern educational institution.

ATTITUDE OF BOARD OF HIGHER EDUCATION TOWARD TEACHERS COLLEGE

Next, under the Board of Higher Education—and on page 16 we have this matter pointed out to the committee, and I quote:

> BHE officials admitted that the board has not paid much attention to the DCTC because most of its attention has been concerned with the problems of

Federal City College. The BHE president stated that the board has reviewed policy questions when they have been raised by the president of the DCTC, but generally the board has relied on the assumption that the DCTC has operated for 40 years or more without problems and, consequently, the BHE has allowed the college to operate as it has in the past. The Board has never reviewed the DCTC accounting system for nonappropriated funds or made a thorough review of internal procedures and controls. Accounting, budget, and procurement procedures have been considered by the BHE to be primarily a responsibility of the District government. The vice chairman of the BHE, who is also chairman of the BHE management and budget committee, said that the DCTC budgets had never been reviewed by him in any depth. He said he had performed a cursory review of the fiscal year 1973 and fiscal year 1974 DCTC proposed budgets.

ORGANIZATIONAL RESPONSIBILITIES AND ENFORCEMENT POWERS

Now, further under District government organizations, at page 17, I quote:

There has been confusion and a lack of understanding in some of the organizations in the District government regarding their responsibilities, authorities, and enforcement powers relating to the DCTC. Some District officials believed that the DCTC should follow District government policies and procedures. Other officials said that the DCTC acted and was treated like an autonomous agency with management authority and direction coming only from the BHE.

FINANCIAL MANAGEMENT OF TEACHERS COLLEGE

Further under college management, page 20 and page 21, I quote:

Prior to the transfer of control of the DCTC from the Board of Education to the Board of Higher Education in 1969, the Board of Education provided essentially all budgetary, accounting, and procurement services to the DCTC because appropriated funds for the DCTC were included in the budget of the Board of Education.

Consequently, when the DCTC became directly responsible for management of all of its financial resources beginning with fiscal year 1970, the college lacked trained financial managers knowledgeable of District government financial politics, and budget and accounting procedures.

Most importantly, either through ignorance or insensitivity to financial responsibilities and requirements in an academic environment, top management of the college has taken little effective action to acquire financial management skills by the training of incumbents or the hiring of persons skilled in financial management.

REORGANIZATION NEEDED IN OFFICE OF DEAN OF ADMINISTRATION

Further, under the office of the dean of administration on page 22, I quote:

The Office of the Dean of Administration needs to be reorganized in order to correct the myriad of deficiencies noted in that office during this study. The office has suffered from a lack of adequate supervision, proper delineation of responsibilities of personnel, and basic internal controls over financial transactions. The improvement of administrative operations at the DCTC will depend on obtaining new leadership from professionally trained and experienced persons.

Now, under Financial Management, Dr. Cooke, at page 26, I quote:

The Dean of Administration is responsible for the financial management of the DCTC, which includes both the appropriated funds and the nonappropriated funds deposited in the commercial bank account maintained by the college. His responsibilities include the budgeting, the receipt, the obligation, the expenditure, and the accounting, for both the appropriated and nonappropriated funds.

REPORTING OF FEES AND OTHER INCOME

Further quoting on page 28:

The budgets for the DCTC have been distorted by the fact that an estimated $250,000 to $350,000 in income, derived from fees paid by students, and fees earned through reimbursable services and Federal grants, has not been included as a resource in budget requests. The Nelsen Commission has recommended "that in addition to such requirements as may be imposed by the Mayor-Commissioner, the format and content of the budget and accounting statements of all public institutions of higher education conform to the recommendations of the American Council on Education and that tuition, fees, revenues from all auxiliary enterprises, gifts and grants, and miscellaneous revenue be reflected in financial statements and budget documents."

The DCTC became responsible for the control of appropriated funds apportioned to the college on July 1, 1969. Essentially the same personnel were in the Office of the Dean of Administration at that time as at the present, although their specific job titles may have changed.

OVEROBLIGATION OF FUNDS

The fiscal year 1970 funds were overobligated by the DCTC in an amount which was adjusted by the Office of Municipal Audits as of January 31, 1972, to $522,642.14.

Further quoting, Dr. Cooke:

As reported to the Congress in General Accounting Office reports dated March 13 and May 16, 1972, the DCTC again had an overobligation of funds of about $250,000 for fiscal year 1971.

Still under Financial Management, I quote at page 31:

DCTC officials have often referred to the lack of a budget officer as one of their problems. If the position of budget officer is considered essential, a position could be reallocated from their personnel base, according to officials of the Office of Budget and Financial Management, as was recently done by the college to establish the position of Personnel Director in July 1972.

FUNDS DEPOSITED IN COMMERCIAL BANK ACCOUNT

Now, under nonappropriated funds, pages 32 through 35, I quote:

Moneys received by the DCTC from other than direct appropriations have been deposited in the college's commercial bank account. These funds have been received from a number of sources, among them: (a) Fees and charges paid by students, (b) Federal grants, and (c) block grants, as subgrantees of another District agency.

Nonappropriated funds have been expended for student activities, athletic activities, and college operating expenses not covered by college appropriated funds. Expenses of bookkeeping and the audit of accounting records of the nonappropriated funds have been paid out of the bank account.

Now, further quoting at page 33:

The General Accounting Office report of May 16, 1972, commented upon the inadequacy of the college's administrative controls over funds deposited in the commercial bank account, and questioned the propriety of use of funds in certain instances. In his reply to the report, the President of the DCTC said that he had established additional administrative guidelines for the control of nonappropriated fund expenditures, discontinued interest-free loans, and salary advances to employees, and abolished the check exchange practice. The Comptroller General concluded that the Teachers College should deposit all receipts in the U.S. Treasury to the credit of the appropriate accounts. The college president did not wholly agree with this conclusion and, on July 3, 1972, requested an opinion of the D.C. Corporation Counsel on four questions which are shown below, together with the answers of the Corporation Counsel.

And they are set forth on pages 34 and 35.

Now, further quoting, Dr. Cooke, on page 35:

Although the opinion of the Corporation Counsel was rendered on August 11, 1972, and such opinions are normally binding on District agencies, fees collected for the fall term of the 1972–73 school year have continued to be deposited in the commercial bank account.

INADEQUATE ACCOUNTING RECORDS

Further quoting on this page:

The Investigative Staff made a review of selected nonappropriated fund accounting records of the DCTC and found the records were inaccurate and the operations statement prepared therefrom was misleading as well as inadequate as shown in the following examples—

They are set forth on pages 35 through 38.

Now, Dr. Cooke, you will excuse me. We will go down and vote and be right back.

[Short recess taken.]

Mr. NATCHER. The committee will come to order.

SOURCE OF OVERTIME FUNDS

Now, in the report we also find under nonappropriated funds on page 39, the following:

There is also a lack of control of overtime paid to both appropriated and nonappropriated employees. Overtime paid from appropriated funds requires prior approval from the Office of Budget and Financial Management. The college circumvents this requirement by paying overtime to appropriated fund employees with nonappropriated funds.

USE OF PART-TIME STUDENT FEES FOR ADMINISTRATIVE EXPENSES

Next under "Student Fees and Tuition," beginning on page 41, if you will, and continuing on and then on page 43 I quote:

Although the president of the DCTC advised the Appropriations Subcommittees of the Congress during the fiscal year 1972 hearings of the $35 fee, no mention was made of the $10 per semester hour fee charged part-time, afternoon, evening, Saturday, and summer students, which the president calls an administrative fee. Unlike the $35 fee, all of the $10 fee is designated for administrative expenses of the college.

Further quoting:

The president of the DCTC said he is not sure whether he has explained to the Appropriations Subcommittees of the Congress the distinction between the two fees. He stated in his reply to the General Accounting Office report of May 16, 1972, that "since appropriation for the Teachers College(s) is not and has not been sufficient to meet operating expenses, fees have always been used for other than student activities. He stated further that:

The "Congress has acquiesced, it is reasonable to assume, to the assessment of fees, to the use of fees for operating expenses, to the fact that the appropriation does not cover and has not covered what the fee has provided."

BUDGET DATA NOT FURNISHED TO INVESTIGATIVE STAFF

Next, still under Student Fees and Tuition, I quote:

The Investigative Staff was unable to verify budget allocations in fiscal year 1972, because the minutes of the college finance committee, as well as the budget

for fiscal year 1972, were not furnished after frequent requests were made of the dean of administration and the president of the college. According to the President, these records could not be located.

QUESTION OF AUTHORIZATION TO CHARGE PART-TIME FEE

Now, further on page 47 I quote:

The investigative staff called the attention of BHE officials to the Board resolution concerning the $35 cooperative fee and asked whether such a resolution was required for the $10 per-semester hour part-time fee. The vice chairman of the Board said there was a question whether such a Board resolution was needed authorizing the DCTC to charge the $10 part-time fee. Board officials said they were aware that funds received from the $10 fee were used by the DCTC for such administrative expenses as wages, and the procurement of supplies and equipment, as adequate appropriated funds were not received by the college. The vice chairman said there is a question as to whether funds used for such purposes should be appropriated by the Congress. He also said that the Congress should decide whether funds used in this manner should be considered tuition.

COMMENTS OF BOARD OFFICIAL ON USE OF COMMERCIAL BANK ACCOUNT

He also said that fees collected and used for student activities and athletics should be maintained in a commercial bank account, although he believed legislation should be passed authorizing the DCTC to place such funds in a commercial bank account.

Now, further on page 49 I quote:

COLLECTION OF NONRESIDENT TUITION

The General Accounting Office report of May 16, 1972, found that the college had not identified, billed, or collected tuition from all nonresident students attending the college. DCTC officials advised the General Accounting Office that when the college was under the Board of Education, the college had prepared the bills and the Board of Education had collected the tuition. After transfer of control of the college to the BHE, college officials said they were unsure as to what the nonresident tuition charge should be and uncertain as to how billings should be handled. The BHE in November 1969, notified the DCTC officials that it had no objection to continuing the nonresident tuition rate. DCTC officials advised the General Accounting Office that a District account number for the deposit of tuition was not obtained until January 1971.

The General Accounting Office auditors discussed the noncollection of tuition from nonresidents with college officials in December 1971. On December 29, 1971, the president issued guidelines which made the dean of admissions and registrar, and the dean of administration responsible for establishing procedures to collect tuition at the time of registration. However, the General Accounting Office in evaluating the effectiveness of the new tuition policy for the 1972 spring semester, noted only three nonresident students had been identified and only one had been billed. Later, employees in the registrar's office identified 35 additional nonresident students and billings were then sent to the 37 nonresident students who had not been billed.

FOREIGN STUDENT TUITION

Further on page 51, under "Foreign student tuition," I quote:

The District of Columbia Nonresident Tuition Act permits 25 foreign students who are in the United States on valid, unexpired student visas to attend the DCTC on the same basis as residents of the District of Columbia, so far as payment of tuition and fees are concerned.

Further quoting:

The office of the dean of admissions and registrar follows the policy regarding the payment of tuition that (a) the first 25 foreign students registered under age 21, holding student visas, will not be required to pay tuition if they live in

the District of Columbia, and (b) the registered foreign students who have reached the age of 21 and who live in the District of Columbia will not be required to pay nonresident tuition. The dean of this office said he plans to follow the above policy concerning the foreign students over age 21, until the college receives an opinion from the Corporation Counsel as to the District of Columbia residency status of these foreign students.

Further quoting:

In the opinion of the General Accounting Office, the Nonresident Tuition Act created a special exception from other provisions of the law which prohibited the use of District appropriations for free tuition to students who were not District residents. The General Accounting Office said this provision was considered necessary because foreign students on student visas are not considered District residents, regardless of their ages.

The General Accounting Office believed the BHE should direct the college to adopt policies and procedures for the collection of tuition from foreign students.

Further quoting:

The investigative staff believes the BHE should have actively pursued the resolution of the residency status of foreign students on student visas as a policy matter and not have left the matter to the president of the DCTC.

PROCUREMENT POLICIES AND PRACTICES

Under "Procurement policies and practices," on pages 54 and 55, I quote:

The General Accounting Office report of May 16, 1972, commented upon improper procurement practices of the DCTC involving the splitting of purchases to evade the necessity for obtaining price quotations and to avoid examination of the purchase orders by the then Bureau of Procurement. The General Accounting Office report also stated that adherence to applicable laws and regulations, as directed by the DCTC president (December, 1971), should correct this deficiency; however, the Office of Municipal Audits should periodically review the DCTC procurement practices to ascertain whether the president's directive is being followed.

Further quoting on the same page:

As a result of the General Accounting Office report, the college president directed that the college follow established District and Federal policies and procedures in the expenditure of both appropriated and nonappropriated funds.

ACCOUNTABILITY FOR SUPPLIES AND EQUIPMENT

Under "Accountability for Supplies and Equipment," page 56, I quote:

The Teachers College does not have complete and accurate information for its accountable equipment and supplies. Inventories of equipment and supplies have not been completed in several years. Corrective action had not been completed on the General Accounting Office recommendations regarding inadequate control over equipment and supplies.

The General Accounting Office report dated May 1972, stated that the DCTC did not have adequate control over its equipment and supplies. Based on the investigative staff's interviews with officials and personnel in the office of the dean of administration and reviews of selected equipment records, no effective action had been taken to correct the inadequate controls over equipment and supplies, as of late November 1972.

Now, on page 57, further quoting:

The college's reply to the General Accounting Office report further said that the procurement officer had developed a procedure for processing reports of misplaced items. In November 1972, the procurement officer told the investigative staff that she has never received any forms to be used for lost, stolen, or salvaged

equipment. She said the lost or stolen items had not been reported to the proper officials of the General Services Department, as required by the District personal property regulations. Other DCTC officials stated that the inadequate controls over accountable equipment and supplies was due to the shortage of personnel and a lack of experienced personnel.

The General Accounting Office report also suggested that assistance in establishing controls over DCTC property assets be sought from the then District Office of Municipal Audits.

RESPONSIVENESS OF DISTRICT'S MUNICIPAL AUDITORS

Upon receipt of the request for assistance, the then Associate Director for Municipal Audits referred the request to the Bureau of Material Management, as the office having primary responsibility for accountable property records. In response to the request, the Bureau of Material Management sent a team of specialists, consisting of two persons, to the DCTC to help in problem areas pertaining to the procurement, supply, and security of property. The team visited the DCTC July 18 and 19, 1972. On the first day, the team spent approximately 1 hour discussing the procurement system with the procurement officer, and then toured the Wilson and Miner Buildings of the college to examine storage facilities. The team did not examine the equipment records maintained by the college. On the second day, the team returned and talked to the dean of administration for one-half hour. The investigative staff was told by the Associate Director, Bureau of Material Management, in August 1972, that a written report of the team's visit to the DCTC was being prepared and a copy would be made available. However, an inquiry made through the college president early in November 1972, revealed that the report had not yet been completed, but a copy would be furnished the college at a later date.

GRANTS AND REIMBURSABLE SERVICES

Now, going next to grants and reimbursable services on page 62, I quote:

Prior to fiscal year 1973, grant funds and funds received for reimbursables were improperly deposited in the college's commercial bank account. College officials advised the investigative staff in November 1972, that all funds received from grants and for reimbursable services are now being deposited in the District treasury.

The investigative staff endeavored to identify all of the DCTC grant programs and reimbursable activities for fiscal years 1972 and 1973. There was no central source at the college where the investigative staff could obtain this information. As a result, the investigative staff had to review the files and records in the offices of the grants coordinator, the dean of administration, and the college president, as well as interview other college officials and personnel, who were concerned with the grant and reimbursable programs. Because of difficulties encountered in obtaining and resolving conflicting data received from several sources, the grant and reimbursable services data furnished in this section may not be completely accurate.

Now, Doctor, there are other matters in this investigative report that you and Miss Pinkett, as the chairman of the Board of Higher Education, will examine and in this memorandum you are going to submit to the committee we would like for you to make any statements that you desire, Dr. Cooke, concerning any of the allegations contained in this report.

At this time we will be glad to hear from you, Dr. Cooke, any statement you would like to make.

RESPONSE OF COLLEGE PRESIDENT TO INVESTIGATIVE REPORT

Dr. COOKE. In addition to a written reply when I do get the report, I would like to reply, but I would like to reply to several of these immediately.

[NOTE.—The written reply referred to appears in the appendix on pages 1288–1310.]

Dr. COOKE. There was a statement our budget doesn't show the grants and reimbursable services. Schedule 1, page 3, shows we have reported Federal grants; fiscal year 1974 expected Federal grants, 1973 Federal grants, Federal grants 1972.

We have reported reimbursable services in the same column on schedule 1 and page 3.

The college has endeavored to keep the Congress and the Budget Office aware of Federal grants and reimbursable services.

No. 2. With respect to Federal grants, there is a reference both in the GAO and the House Appropriations Committee survey investigation team with respect to the deposit of Federal grants.

For the record, let me say all grants are deposited in the U.S. Treasury with the District of Columbia Treasurer as trust accounts.

No. 2, all grants are reported to the Mayor-Commissioner. These are the Federal grants.

No. 3, all grants received have an account number established by the Office of Budget and Financial Management for the respective trust account.

No. 4, all grant moneys are obligated and expended from these trust accounts.

GAO made reference to the trust accounts. The college took the proper corrective action.

I might say though, Mr. Chairman, before GAO reported May 16, we had met with associate director of accounting, Mr. Miltagliatti, who began to iron this out in-house, began to establish a policy, and I think you will find in the President's guidelines we said, immediately, having been advised by our own associate director of accounting, we will cease placing Federal grants other than in the U.S. Treasury with the District of Columbia Treasurer for these trust accounts.

REIMBURSABLE SERVICES

With respect to reimbursable services, Mr. Chairman, all reimbursable services come to the college through a transfer voucher. Previously and for many years, they came to the college by a cash voucher. That cash voucher and the check were prepared bythe District government to the Teachers College, which we then placed in the commercial bank, Mr. Chairman. We did receive a check from our own government which we understood we would place in our commercial bank. When we were advised that was not proper, both by our government which stopped issuing the checks to the college, but instead used the transfer voucher system in place of the cash voucher and when we heard from the General Accounting Office, we reversed longstanding practices, Mr. Chairman, and all reimbursable services are, by transfer of vouchers, a part of our appropriated funds, so they increase our appropriation.

In that respect we are reporting to the Budget Office and to the committee on our reimbursable services. These primarily are our contracts with the public schools to provide services for the public schools.

OVEROBLIGATION OF FUNDS

You make reference to overobligation. When the office of the District of Columbia Municipal Auditor completed his analysis of fiscal

year 1971, we had a $600 amount in the black. We had no overobligation for 1971.

Now, both GAO and the House team do establish that the auditor did come into the college, review how certain obligations and expenditures were assessed against 1971 when they properly should be assessed against 1972, but when they completed their work, they found and we found at the end of the year we did not have a deficiency, we were not therefore concerned with the Antideficiency Act and had no obligation.

DEPOSIT OF BLOCK GRANTS

With respect to block grants, there is a reference there to their being placed in the commercial bank.

Mr. Chairman, we have our block grant properly in not a commercial bank, but it comes to us through the Office of Criminal Justice Plans and Analysis. We don't get the money at all. It is all a paper transfer, but it is called a block grant because the money comes from the Department of Justice to the Office of Criminal Justice Plans and Analysis and the Teachers College is a subgrant and we do not have any block-grant money in a commercial bank and Federal grant money in a commercial bank, any reimbursable funds in a commercial bank.

TUITION FOR NONRESIDENT STUDENTS

With respect to the tuition, the question arises in the GAO report, confirmed in the House survey team about the tuition for nonresident students.

Mr. Chairman, it is a question that the President of the college did not conclude that he could decide. He referred on the matter to the District of Columbia Corporation Counsel.

Now, the issue with respect to these non-resident foreign students is whether a foreign student who is an adult residing in the boundaries of the District of Columbia is to be treated like any other adult in the District of Columbia residing in the boundaries and is therefore not responsible for tuition because he is a taxpaying resident, or whether solely on account of the fact that he is a foreign student he should be treated differently and charged tuition. It has been the view both of the public schools where the Teachers College was under the public schools, the public schools today and the Teachers College, that a foreign student who resides in the District is an adult, a taxpaying person, therefore is not subject to the tuition, and any other adult living in this city within the boudaries is subject to the payment of tuition.

Now, a minor foreign student, 18 years old, 19 years old, 20 years old, residing here, but whose parents may live outside of the city, whether in Fairfax, Prince Georges, or Abidjan, Ivory Coast, is subject to the payment of tuition, and we do charge those students tuition after the first 25 students who are cared for by the 1958 act passed by the Congress.

We have not been able to resolve the question. We have placed it in the hands of the corporation counsel, and we do await the results of the corporation counsel.

IDENTIFICATION OF NONRESIDENT STUDENTS

Now, the internal management of the college to identify foreign students, or other nonresident students, has been totally overhauled

so that today—and I mean by today last fall, this spring—every nonresident student was identified at time of registration and charged his tuition then.

DEPOSIT OF TUITION FROM NONRESIDENT STUDENTS

There was some reference in the report as to whether the money then went into a trust account. The answer is no. The money always has gone into the general fund of the District of Columbia as required by law. We did that before the GAO, before the House team, and we continue to place every dollar which comes through the office of the dean of administration—it is immediately taken to the D.C. Treasurer for placement in the general fund of the District of Columbia.

We made no change. We continued to do that.

REVISED PROCEDURES REGARDING NONRESIDENT STUDENTS

The changes we have made internally are to identify the student who is nonresident, to charge him with tuition and to collect the tuition on the spot. This was the suggestion of GAO. We considered it a good suggestion. We followed that suggestion.

Now we have gone beyond that. We now identify students when they apply for admission. We used to send a general letter: "You may be subject to tuition if you are a nonresident."

We now identify him when he applies and advise him as an applicant, or when he is accepted, that he will be subject to the payment of nonresident tuition if he resides at the address where his application indicates he comes from, or if his parents, when he is a minor, reside outside of the District of Columbia.

I think we are making substantial progress, taking, as the GAO suggests, some corrective action, referring other matters to the corporation counsel.

AUDIT OF NONAPPROPRIATED FUNDS

The next item: With respect to the audits of nonappropriated funds, we have had an extensive audit of nonappropriated funds by the Office of Muncipal Audit this year.

We have audits and reviews of all the matters which were raised by the GAO and confirmed by the House team which had to do with the checking account—that we have ended as the report says. We have had audits. We have benefited from audits. We have benefited from the technical assistance of the Government.

PROCUREMENT AND INVENTORY

Now, with respect to material management, the report says material management did make a study, the report implies they didn't spend sufficient time, but without respect to the amount of time that they spent, their recommendaion is this, Mr. Chairman: "It is difficult to operate effectively with the present staff. A minimum of four additional full-time positions are required."

This is with respect to procurement and inventory. "One assistant purchasing agent, a storekeeper, a property clerk, and a clerk-typist."

There comes over the signature a memorandum of the government

of the District of Columbia, materiel management officer, D.C., dated November 24, 1972. We put it in our budget request, and it was approved by the Board of Higher Education. However, it is not included in these six positions before you, which are all held positions.

We know that there are going to be some problems with respect both to procurement and inventory. We called the District government for technical assistance; we received the technical assistance; the technical assistance says, "Our assessment of your situation is that you need more staff."

OVERTIME FUNDS

With respect to overtime, we did receive permission from the Office of Budget and Financial Management for overtime for the custodial employees. It was established November 1. We pointed out where it could come from in the appropriation. We have the official approval of our budget analyst and I say that I take issue with that statement and take issue with it in writing.

USE OF STUDENT FEES

With respect to the $10 fee, now, the Strayer Survey Report, Mr. Chairman, communicated to the Congress of the United States in 1948, that both colleges were receiving fees. This is a long-time piece of information that the Congress of the United States has had with respect to the District of Columbia Teachers College and its predecessor institutions receiving fees. I have reported it. I remember when Congressman Davis of Wisconsin asked me about fees. I have reported fees rather steadily. I don't see how the institution could survive—and this was true in 1931 when the President of Wilson Teachers College said, "I had to use fees to employ a switchboard operator" and in 1933 I said, "I had to use fees to employ a librarian because we do not get the money from the Congress."

I am prepared, Mr. Chairman and members of the committee, when the Corporation Counsel makes a final statement that you cannot use these fees, to say to the Board of Higher Education and the Office of Budget and Management, something must replace these fees in order for this college to operate, and we are admitting we use those $10 fees for the administrative purposes.

Now, the $35 fee referred to, the total of $105,000, and $105,000 has gone to students. We took the fee to the Board. The Board approved the fee. $60,000 goes to the Student Government Association; $25,000 goes to athletics, a rather modest budget for athletics. We couldn't play Murray State University of Kentucky with that amount of money, and the Eastern Kentucky State University would walk all over us.

It is a modest budget. Another $20,000 goes for student wages and that is the total of the $35 fee, which GAO, in my understanding, did not contest was improper, in placing that money in a commercial bank.

Once again, on the money going into the commercial bank, no grants nor reimbursable services, no bloc grants.

I can answer other things, Mr. Chairman. I am prepared to answer it step by step today, or answer the report in writing.

IMPROVEMENTS BY TEACHERS COLLEGE

I think we have taken, in my judgement, substantial effort to bring the college in line with the policies of the Board of Higher Education, the regulations of the District Government as exemplified by the Procurement Manual, the Accounting Manual, the Budget Manual, bringing the college into regulations of the Federal Government, especially with respect to this money which always concerns people: Where does the money go? Federal money is going into the United States Treasury. Reimbursable services by transfer voucher is a part of the appropriation.

I believe we have made substantial progress. We have other steps to take. I have just asked for technical assistance in developing the budget. I have just written for technical assistance. I think we need more help in accounting. I have written for technical assistance. I have asked for technical assistance; I have not yet written this letter—whether we can develop our own internal audit system, even though we have the District of Columbia audit.

I think we are making every effort, Mr. Chairman, and I would hope that this answer and later answers say to you we are making these steps.

Mr. NATCHER. Dr. Cooke, I hope so and I say that to you frankly now.

You take the report. Mr. Silsby is going to submit it to you and to Miss Pinkett and we would like you to file this memorandum and file it as soon as you can before we mark up this bill.

Now, before we adjourn, Mr. McEwen, I am going to yield to you.

Mr. MCEWEN. No questions, Mr. Chairman.

BOARD'S RELATIONSHIP WITH TEACHERS COLLEGE

Mr. NATCHER. Miss Pinkett, yesterday in your general statement to the committee you discussed a number of matters concerning the colleges. If you desire to add anything at this point, we will be glad to hear from you. We will hand this report to you, and you and Dr. Cooke and the members of the Board of Higher Education will have an opportunity to go over it carefully.

Miss PINKETT. Thank you, Mr. Chairman. I would like very much to have the report that you have before you. I would like to say that Dr. Cooke and D.C. Teachers College, in my judgment, has not had, up until 12 months ago, the attention that it deserved, and that it needed from the Board of Higher Education. There were many reasons why that happened. There were so many things happening at Federal City College that there was little opportunity and time to give. And then Dr. Cooke appeared to be moving in a very smooth and orderly fashion and had few problems.

But last spring when we were informed that there were problems of an administrative and financial management nature, our chairman and our vice-chairman urged Dr. Cooke to develop procedures and to present them to the Board.

One of the last things, in fact, our executive session of January, which was the last meeting Frank Reeves presided over, he urged Dr. Cooke to be ready to meet these kind of criticisms at this hearing.

BOARD'S TASK FORCE REPORT

In my testimony, or rather, the testimony that I read on behalf of Roger Jones, I called attention to your committee of a report that the Board of Higher Education sought through a task force made up of the presidents of each of the institutions and certain of their administrative officers, and I said that we were very pleased with the report, and I can say that Dr. Elgy Johnson gave you a good summary in the attachment that he submitted yesterday. I won't take the time to speak to it, but it certainly encompasses corrective procedures for many of the problems that have been set forth, and we feel, and I said at the last Board meeting in April, where we had held our meeting at the Teachers College, I said that Dr. Cooke certainly needed to—we thought he was lukewarm on this proposal and I told him he certainly needed to think positively about it because District of Columbia Teachers College would get an awful lot of help and assistance through such a structure that merged the administrative support functions of these two institutions.

So I hope you will take a chance to read the supplement, and as I answer the document you have quoted from so often, I certainly will detail how this program will correct and safeguard against recurrence of these kind of problems.

Mr. NATCHER. Thank you, Miss Pinkett.

STATEMENT BY DEAN OF ADMINISTRATION

Mr. SWINDLER. Mr. Chairman, I support Dr. Cooke's statements. I believe we have taken many, if not all corrective actions or are in the procees of doing so with the staff we have available.

Secondly, I don't think anywhere in the world, and I want to make sure you have it in the statement of the past vice chairman and chairman of the Budget Committee on the Municipal Audit and it briefly is, "The vice chairman of the Board of Higher Education, who is also the chairman of the Board's Management and Budget Committee, studied the municipal audit report. On the basis of that study and review of this report, he has expressed the opinion that the problems arising therein were the fault of the system and that he found no indication of misconduct which would warrant admonishment or other administrative disciplinary action against any employee of the District of Columbia Teachers College."

Dr. COOKE. That's Mr. Jones.

Mr. NATCHER. Yes. He was here yesterday.

Thank you very much. The committee will adjourn until 10 o'clock in the morning.

THURSDAY, MAY 10, 1973.

STUDENT SUPPORT (SEE P. 457)

Mr. NATCHER. The committee will come to order.

Now come around, Dr. Cooke, and have a seat at the table.

We want to take up now the District of Columbia Teachers College budget for fiscal year 1974, including the increase of $56,700 and six positions for health service under student support.

What do we have here, Dr. Cooke?

SIX POSITIONS FOR HEALTH SERVICES

Dr. COOKE. Mr. Chairman, we have, as I mentioned in my opening statement yesterday, a situation in which the institution has no health services positions authorized by the Congress and never had any.

We have had service by the Community Health Services Administration of the Department of Human Resources which, however, as of August 31, 1972, removed the doctor from the service.

As of January this year, the department reassigned the LPN, licensed practical nurse, and as of the end of this fiscal year we will remove the registered nurse so the services the college would have have now been either removed or will be removed as of June 30, 1973.

In place of that we sought, first, Federal assistance; did not receive that, and sought through the appropriations the six positions which the Mayor has approved and presents to you now. These six positions include the doctor, the registered nurse, three licensed practical nurses. One will now provide for the first time service in the evening and a medical secretary, a service never before provided which the Health Service does require for extensive records—not records of treatment, because this is not the purpose, but diagnosis, examination, referral, conference, and cooperation with the division of health and physical education in some health education, as well as health counseling.

Mr. Chairman, that constitutes a broad statement. The dean of students, Dr. Charles Walker Thomas, can provide you much more detailed information about the specific services, position descriptions, and anything you would like on that matter, which we are justifying here now as our only request for positions.

NINE MONTHS' FUNDING REQUESTED

For the six positions there is 9 months' funding. We would seek to annualize funding next year, but at this time we are asking for 9 months of the six positions.

FULL-TIME MEDICAL PERSONNEL PROPOSED

Mr. NATCHER. Would your doctor be a full-time physician for the Teachers College or would he be part time?

Dr. COOKE. As it is proposed, it is a full-time doctor.

Mr. NATCHER. I think you have given us a good explanation of the other positions.

What would be the grade for your doctor?

Dr. COOKE. GS–15.

Mr. NATCHER. The beginning annual salary would be $26,898. Of course, that would be a full-time position; not part time. Is that right, Dr. Cooke?

Dr. COOKE. That is right, sir.

Mr. NATCHER. Your chief nurse would be a full-time grade GS–11 for which you are requesting 9 months' funding. That is correct, isn't it?

Dr. COOKE. That is correct, 9 months' funding.

Mr. NATCHER. You have three nursing assistants, grade GS–6 and your secretary, grade GS–6, all full-time positions, 9 months' funding.

Dr. COOKE. That is right.

Mr. NATCHER. You feel it is necessary at this time, Dr. Cooke?

Dr. COOKE. Absolutely. I have, Mr. Chairman, looked at college health services now for 29 years and I even saw it as a student at the same college. I am convinced the college must have permanent health services; it must have it on site, though I think there can be cooperation and coordination but there must be health services on site, like academic and other student services on site.

I think further these positions, including the secretary, from the doctor through the nurse through the secretary are necessary.

Mr. NATCHER. Mr. Myers?

SERVICE TO BE PROVIDED BY HEALTH UNIT

Mr. MYERS. Thank you, Mr. Chairman.

As I understand your program here, you are anticipating a full-time 24-hour service in the area of health aid?

Dr. COOKE. No; we would not expect a full-time 24-hour service. We would expect a service from the morning through 8 o'clock in the evening. That is 12-hour service.

Mr. MYERS. Would these be emergency-type services, or would they be routine medical examinations and passing out aspirins for headaches and this sort of thing?

Dr. COOKE. They include both. The emergency service has always been provided by health services, but the examinations of students, including those who would go eventually into the public schools, we give the screening of examinations. We have now an examination for venereal disease. We have had examinations for freshmen. With respect to health education, we seek to educate persons about drugs, about venereal disease and about the need for preventive medicine, but we don't seek to treat on the site. It is a range including those that you mention, Mr. Congressman, and the other services I mentioned.

PRESENT HEALTH SERVICES

Mr. MYERS. Do you perform some services now on a voluntary basis or a part-time basis? Do you have some personnel available now?

Dr. COOKE. We have now the registered nurse still assigned from the Community Health Services Administration through June 30. They are picking up the salary. We did have a second registered nurse through, I believe, 1969–70 school year. That person was taken away as a position and a person as a LPN, rather than a registered nurse. That person has been reassigned as of January this year and we do not have the services of that person.

From nonappropriated funds, we do have the part-time services of a physician now, but that is not from the appropriated funds, not from Federal funds, not from reimbursable services or anything of that sort.

Mr. MYERS. Do you know, or will you provide birth control information and/or devices to students?

Dr. COOKE. It is not in the proposed plan.

Mr. MYERS. You don't pass pills out now?

Dr. COOKE. No.

Mr. MYERS. Some colleges do. I am not saying whether I am for it or against it. I am not real sure in my mind.

Dr. COOKE. We are not saying we are for or against it. We simply say we don't do it at this time. Dean Thomas says it is not proposed.

Mr. MYERS. Thank you, Mr. Chairman.

INSTITUTIONAL SUPPORT

Mr. NATCHER. Let's take up next a small item of $3,000 under Institutional support. What does this consist of Dr. Cooke? What about this $3,000 item?

ANNUALIZATION OF TWO CUSTODIAL POSITIONS

Dr. COOKE. The Congress was thoughtful enough last year to provide two custodial positions on a 9 months funding. This year we are seeking the annualization of those two positions and the amount of money to annualize the two positions is $3,000.

We place them in the budget structure called Institutional Support because we place the whole unit, the maintenance of the college, in Institutional support. So that explains the budget structure and that explains the amount of money and the funding, $3,000.

Mr. NATCHER. Mr. Myers.

Mr. MYERS. No questions, Mr. Chairman.

CAPITAL IMPROVEMENTS—GYMNASIUM

Mr. NATCHER. Let's take up next Capital Improvements where you are requesting $255,000 for construction services for a new District of Columbia Teachers College Gym. The total estimate, I believe, is $4,411,000. We will insert the justification material in the record at this point.

[The justification material follows:]

1974-1979
CAPITAL IMPROVEMENTS PROGRAM SUMMARY
(dollars in thousands)

FORM OBFM 10 (Rev. 4/24/72)

Date of Preparation December 6, 1972

Fund General

Page	Priority	Project Number	Project Title	Service Area	Estimated Total Project Cost	Prior Appropriations	Capital Budget Request 1974	Program Estimate FY 1975	FY 1976	FY 1977	FY 1978	FY 1979	Estimate Beyond Program Period
GE-CAP-2		20-2	District of Columbia Teachers College, Gym	(7)	4,411.0	...	CS 255.0	CS 146.0 C4,010.0					

Agency D. C. Teachers College

For each project indicated in FY 1974 through the beyond column indicate before the amount of funding: PS (preliminary survey), S (site), CS (construction services), C (construction), and E (equipment).

FORM OBPM 7 (Rev. 4/22/72)

CAPITAL IMPROVEMENTS PROJECT SCHEDULE
FISCAL YEARS 1974-1979
(dollars in thousands)

Date of Preparation 12/6/72

Fund General

Project Number: 20-2
Project Title: Gymnasium, Multi-Purpose Complex
Project Location: On tennis courts immediately south of Wilson Building 1101 Girard Street, N. W.
Square & Lot Numbers:
Community Services Area No. 7
Capacity of Facility: 1,050 students and faculty

Agency Priority: 1
Estimated Occupancy Date: Month Dec. Year 1975
Replacement [ ] New [X]
Expansion [ ] Modernization [ ]
Model Cities Area: [ ] Yes [X] No
Urban Renewal Area: 14th Street
Credit % .....

Estimated Operating Budget Costs

	Current	1st Year	2d Year
Maintenance .			
Program			
Federal Grant		44.0	44.0
Total		44.0	44.0

Relocation Data
Families .....
Individuals ..
Businesses ...
Other .....

Federal Grant Funds
Grantor ....
Federal % ..

Capital Improvements Project Estimate	Estimated Total Project Cost	Prior Appropriations	Unobligated Balance	Appropriation Request FY 1974	Program Estimate FY 1975	FY 1976	FY 1977	FY 1978	FY 1979	Estimate Beyond Program Period
Prel. Surv...										
Site.....										
Cons. Serv...	401.0			CS 255.0	CS 146.0					
Construction	4010.0				C 4,010.0					
Equipment....										
Total	4411.0			255.0	4,156.0					

PROJECT JUSTIFICATION:

The present gymnasium for the Teachers College consists of two inside structures built about 1913, and, of the nature and character of gymnasiums constructed for two-year normal schools in the second decade of this century. Except for painting, the installation of the new basketball goals, and maintenance of the floors, the gymnasium are as they were first built. With a total enrollement approaching 4,000 students, coming day and evening six days a week, and requiring courses in health and physical education, the College has need of at

SCOPE OF WORK OUTLINE:

Construction of a gymnasium sufficient in size to:

1. House a full size standard basketball court;
2. Provide for seating of a thousand spectators, using all four sides for folding bleachers;
3. House shower, dressing and locker room facilities for men and women:
4. House additional classrooms
5. House physical education offices

Agency District of Columbia Teachers College

Justification (Continued)

least one first-rate gymnasium.

Further, the College's program prepares health and physical education majors for secondary and elementary schools. Graduates are regularly placed in teaching positions and the program -- in spite of the lack of adequate physical facilities -- received praise from the Middle States Association in the 1961 evaluation and accreditation of the College, and again in 1971.

Middle States raises the question of the College's physical facilities in general and the need for adequate facilities for physical education in particular -- both were raised by the accrediting association in 1971 although accreditation of the College was continued and affirmed.

The equiping of the gymnasium adquately is as important as the actual physical completion of the structure itself. The first undertaking of equiping the gymnasium is to provide basic and essential materials. These are necessary in several categories: 1. The normal requirements of both men and women students in Physical Education courses; 2. Materials specialized to the needs of both the practice teacher and the professional teacher for classroom instructional use in the several levels of teaching involved from pre-school to senior high school; 3. For community participation as part of programs; 4. Intermural and varsity programs; 5. and experimental materials for use with exceptional groups such as the gymnasium comes in specialized and newly recognized needs, augmentation of essential and basic equipment to complete the working inventory, replacement of natural loss, and for specialization needs in developing programs in physical education.

SWIMMING POOL FACILITY

The College does not have nor has it ever had a swimming facility for its own use and consequently students have been severly hindered in their ability to learn the very important life saving skill of swimming.

Scope of Work (Continued)

6. Have extensibility to accommodate two additional stories of general education classrooms.
7. Tare--space (restrooms, circulation, mechanical areas, permanent seating lobbies and space needed for service conduits) within 20 to 25 percent of gross area.
8. Functional, vandal-proof facilities easy to maintain.
9. Special needs of physically handicapped met (ramps and other conveniences)
10. Shielded vapor-proof light fixtures in moisture prevalent areas.
11. Main electrical feed lines allow for future growth.
12. Provisions for easy relamping of all light fixtures.
13. Easy access to plumbing chase and piping.
14. One hundred percent exhaust system for steamy odor producing spaces, locker showers, and rest rooms.
15. Entire building does not have to be unlocked when only one or two areas are being used.
16. Abrasive, non skid, slip resistant flooring impervious to water in all areas where water & moisture are present.
17. Minimum ceiling height of 24 ft. in gym.
18. Safety zones provided between courts, between boundary lines, and walls.
19. Adequate provisions for storage of heavy equipment.
20. Ballet bars with adjustable heights for dance studio.
21. Full length mirrors on one or more walls for dance studio.
22. Provisions made for use of shower and locker facilities by officials.

Agency District of Columbia Teachers College

Scope of Work (Continued)

23. First aid facilities conveniently located.
24. Locker rooms arranged for ease of supervision.
25. Team rooms have provisions for drying uniforms, for hosing down rooms with floors pitched to drain.
26. Training room areas include: adjoining dressing rooms, separate areas for hydrotherapy and diathermy equipment space for trainer and physician.
27. Coaches office includes: sufficient number of lockers, security closet or vault for trickets and timing devices, sufficient number of shower and toilet facilities, chalkboard, tackboard, projector and screen for film review.

SWIMMING POOL FACILITY

The proposed swimming facility:

1. Would be housed on the first floor of the new gymnasium building.
2. Would be 25 yards by 25 meters in dimension.

Agency District of Columbia Teachers College

PREVIOUS ESTIMATE OF PROJECT COST

Mr. NATCHER. We have had this matter before the committee three or four times, as you know. The cost has ranged from $930,000 to $530,000 and now it is $4,411,000. Is this a correct figure, Dr. Cooke?

Dr. COOKE. Yes, it is now, although, Mr. Chairman, the gentlemen from the Department of General Services are here and can substantiate that and the Dean of Administration, Mr. Swindler, can explain in detail.

As a community complex—and I think you will remember the young man I brought with me—you mentioned it yesterday. They are the ones who will in part benefit along with our own students.

They sent their regards to you, Mr. Chairman, because the lights are now on; they are playing on there and they recall your interest in their welfare. So when we light it up at night, we light it up in honor of the Honorable William Natcher.

Mr. NATCHER. Thank you, Doctor.

PROJECT APPROVED BY BOARD OF HIGHER EDUCATION

As you know, we have been discussing the matter of consolidation with the Federal City College and they, of course, have presented their request for a downtown campus that would cost, if approved, $128.9 million.

On this particular project for a gymnasium, has the Board of Higher Education passed on this request at this time?

Dr. COOKE. That is right, sir. They have approved. We have presented the entire budget to the Board in August and received approval, including thhe capital items.

Mr. NATCHER. Go right ahead now and justify this request for us and tell us why the difference in the amount. Why it has increased from the figures that we have had before the committee previously—once I believe it was $930,000, and another time $530,000.

Now it is up to $4,411,000.

INCREASED COST DUE TO ADDITIONAL FACILITIES

Dr. COOKE. Essentially the difference is the provision of more services, the provision of additional facilities and the inclusion not only of the physical facilities, but the instructional facilities as well in the entire complex.

I will have Dean Swindler speak to it, but that is the main difference.

Mr. SWINDLER. The initial was for a temporary structure with limited lifetime, and as we looked into it and discussed it with General Services Administration, we felt it would be better to put the facility that could be used over a longer period of time and would have accordingly greater use. If such a consolidation does come about, it would still be a new, modern facility that could be used by whatever university structure we end up with for the city of Washington.

It also has added facilities. It can be built by degree so all of this money would not have to come at one time.

The ground floor facility would accommodate a swimming pool. The first floor facility would accommodate the full-size gymnasium. We

have no gymnasium. We have to rent facilities for the basketball team to practice in and to hold their games in, which is another burden to Congress.

This would be designed with extensibility so that the third and fourth floors could eventually be used for the third floor bowling alleys, team rooms, exercise room, weightlifting rooms, and classrooms on the fourth floor, and perhaps even a tennis court on the roof we are talking about now as a possibility.

PROPOSED CONSOLIDATION OF TWO COLLEGES

Mr. NATCHER. You feel this project is necessary now, notwithstanding the fact there might be a consolidation of the Teachers College and the Federal City College?

Mr. SWINDLER. Absolutely. I think it would be very beneficial to whatever university structure or complex does develop. I say that firsthand because Dr. Jim Brown of Federal City College and I have been working at great length at the direction of the Board of Higher Education to develop some type of consolidation potential, and we are coming up with something that I think may be worthwhile, even though I have to say, and if you talk with him, you will get his word on it, but he and I both agree that our preference and recommendation is still for separate institutions rather than consolidation, but we are proceeding and showing good faith, I believe, at the direction of Congress, to at least investigate the potential there.

I should say that the gymnasium facility has also been received; Mr. Joseph Cole, the Director of Education, and I have had a number of meetings.

Dr. COOKE. Recreation.

Mr. SWINDLER. Recreation, I am sorry. Receives his full support. Also community area 7 has received full presentation of this program, and they support it completely.

Mr. NATCHER. Mr. Myers?

ADEQUACY OF GYMNASIUM SEATING CAPACITY

Mr. MYERS. Thank you, Mr. Chairman.

You say this will provide a swimming pool, tennis courts, other activities, and a gymnasium? Will this be a gym that you will use in competition for college?

Dr. COOKE. Yes, Mr. Myers, and it will include limited seating.

Mr. MYERS. Only a thousand folding, flexible bleachers. Will that be sufficient?

Dr. COOKE. It is sufficient for many of our basketball games, yes. It is adequate for our health, physical education needs, a thousand. When we need to go beyond that, we would still possibly have to use McKinley High School or Coolidge High School, but it will meet the needs of many of our basketball games with a thousand seating capacity.

The number of full-time students at the teachers college ranges between 1,500 and 1,700, and attending at basketball if we got 50 percent of them, we would be having a good response to a basketball game.

A thousand seating capacity would take care of the great majority of the competitions.

AUDITORIUM FACILITIES

Mr. MYERS. Do you also have an auditorium for theatrical programs, or do you have to combine this in the gymnasium building?

Dr. COOKE. We use the Miner Building auditorium built in 1913, and it seats on the ground floor 393. About 90 in the balcony. We seat about 480 to 490 people in the auditorium. The auditorium in the Wilson Building was converted in 1960 to the library stack shelves. We did have two auditoriums, but we converted one to stack the books and another one we continued—we had our achievement day yesterday at 10 o'clock, this time, recognizing achievement of students in that auditorium in the Miner Building. That is 2565 Georgia Avenue.

SWIMMING FACILITIES

Mr. MYERS. What size swimming pool will this gymnasium have?

Mr. SWINDLER. That is my design. Since I have designed pools and done some coaching. I coached the only double gold medal winner in the 1956 Olympics. I am very competent of my design of a 25-year, 25-meter pool.

Mr. MYERS. It is an Olympic-size pool?

Mr. SWINDLER. That is correct. It would allow us to run competition either against the American foot standard pool or the Olympic international standard in meters.

EQUIPMENT EXCLUDED FROM TOTAL PROJECT COST

Mr. MYERS. I see nothing in your justifications for equipment. Swimming pools require a considerable amount of equipment. Why is there no equipment provision?

Dr. COOKE. We were capitalizing the equipment, but that is not in there this year.

Mr. MYERS. Will it be in next year?

Dr. COOKE. We would hope to have it if the city can find the money.

There is no capitalized equipment as there was before the Congress last year. We would hope we could come back in fiscal year 1975.

Mr. MYERS. The $4,411,000 is not the total cost then?

Dr. COOKE. No, sir; it is primarily for the structure.

SQUARE FOOT COST

Mr. MYERS. How much per square foot is this structure going to cost?

Mr. STAROBIN. The basic structure comes to $48.90. To that we must add gym equipment like seating and so on. The swimming pool and its equipment, $153,000, and the extensibility provision. We have a basic structure of 55,000 square feet and the total cost of construction is $4 million. It comes to $72.80 per square foot, total costs, all of these costs included.

Mr. MYERS. Everything excluding equipment?

Mr. STAROBIN. Excluding the movable equipment. The equipment to which I have alluded is fixed equipment.

COMPARISON WITH PROPOSED WILSON HIGH SWIMMING FACILITIES

Mr. MYERS. Let's go back a few days to the capital improvements for public schools. One of the projects under public schools is a new swimming pool for Wilson High School that will cost roughly about $4 million. Here we are getting a gymnasium, a swimming pool, and many other things for just $400,000 more. Why is that?

Mr. STAROBIN. That had more than one pool in it. It was to be a community facility also. It is a diving pool; it had a shallow pool for youngsters; it had two locker rooms.

Mr. MYERS. They are going to have more than two locker rooms here, I would hope, in a gymnasium. You have to have one for each team, and also one for men, one for women. I guess you still have that, don't you?

Mr. STAROBIN. The cost of the Wilson pool was about $3.5 million.

Mr. MYERS. The total cost according to the information presented to the committee is $3,925 million for everything, including construction services. $3,925,000.

Mr. STAROBIN. I can present that to you, sir.

COMPARISON OF MAINTENANCE COSTS

Mr. MYERS. I notice it is a lot cheaper to operate your facility here. Your maintenance is going to be $44,000 a year and the maintenance costs for the Wilson swimming facilities are $1.4 million a year.

Dr. COOKE. Congressman, we have learned for years how to live on a minimum.

Mr. MYERS. I think Wilson High School might learn something from you. We might send them around.

Thank you. That is all, Mr. Chairman.

Mr. NATCHER. Dr. Cooke, this concludes our consideration of your budget for the fiscal year 1974 for the District of Columbia Teachers College.

Doctor, you and your staff have made a good presentation of your budget request.

Thank you very much, gentlemen.

THURSDAY, MAY 10, 1973.

WASHINGTON TECHNICAL INSTITUTE

WITNESSES

DR. CLEVELAND L. DENNARD, PRESIDENT
J. O. PERPENER, VICE PRESIDENT FOR STUDENT AFFAIRS
GEORGE L. P. WEAVER, CHAIRMAN, COMMITTEE ON BUDGET AND FINANCE, BOARD OF VOCATIONAL EDUCATION

Mr. NATCHER. We take up next the Washington Technical Institute.

We have before the committee Dr. Cleveland Dennard, the president of the institute.

We are delighted to have all of you ladies and gentlemen to appear at this time.

Dr. Dennard, how long have you been president of the Washington Technical Institute?

Dr. DENNARD. Since October 1, 1967.

Mr. NATCHER. As you have heard me say, Dr. Dennard, our reports concerning the operation of your institute have all been good. You don't seem to have any problems. Apparently you know how to solve your problems. I believe you do, in the right way, and in a fair way.

As I have said before, we have no complaint concerning the operation of the Washington Technical Institute. I think I ought to say that on the record.

Dr. DENNARD. Thank you very kindly, Mr. Chairman.

Mr. NATCHER. Now, Dr. Dennard, you are requesting $9,332,000 and 440 positions. Here we have an increase of $500,000 and 30 additional positions. At this point, we will insert the justification material.

[The justification material follows:]

DISTRICT OF COLUMBIA GOVERNMENT		SCHEDULE 1		
AGENCY: Washington Technical Institute	CATEGORY: Agency Summary	SUBCATEGORY: ...	BUDGET UNIT:	CODE: GE

FINANCIAL SUMMARY

Resource Category	Description		Past Year FY 1972 Obligations	Current Year FY 1973 Allotment	Budget Year FY 1974 Adjusted Base	Budget Year FY 1974 Increase	Budget Year FY 1974 Request	Recommended
OPERATING	D.C. FUNDS		7,303.2	9,081.1	8,832.0	...	8,832.0	
	REVENUE SHARING FUNDS		...	...	...	500.0	500.0	
	FEDERAL GRANTS		2,372.5	3,259.7	3,247.4	...	3,247.4	
	OTHER							
	REIMBURSEMENTS	District (non add)	(116.5)	(121.7)	(258.3)	...	(258.3)	
		Non-District						
	Total Operating		9,675.7	12,340.8	12,079.4	500.0	12,579.4	
CAPITAL IMPROVEMENTS	D.C. FUNDS		13,760.0	...	...	3,136.0	3,136.0	
	REVENUE SHARING FUNDS							
	FEDERAL GRANTS							
	Total Capital Improvements		13,760.0	...	...	3,136.0	3,136.0	

MANPOWER SUMMARY

D.C. POSITIONS	AUTHORIZED PERMANENT						
	• Full Time	413	410	410	30	440	
	• Part Time						
	TEMPORARY						
REVENUE SHARING POSITIONS							
GRANT POSITIONS		82	103	103	...	103	
REIMBURSABLE POSITIONS							
GRAND TOTAL		495	513	513	30	543	

Revised 10/72

DISTRICT OF COLUMBIA GOVERNMENT	SCHEDULE 2
AGENCY: Washington Technical Institute	

DETAIL OF D.C. POSITIONS AND FUNDS

Description			Past Year FY 1972 Obligations	Current Year FY 1973 Allotment	Budget Year– FY 1974 Adjusted Base	Budget Year– FY 1974 Increase	Budget Year– FY 1974 Request	Recommended
POSITIONS	POSITIONS AVAILABLE		413	410	410	30	440	
	POSITIONS FUNDED		407	410	410	30	440	
	POSITION LAPSE (percent)		1.5	...	...	...	...	
D.C. FUNDS	Operating	GENERAL	7,303.2	9,081.1	8,832.0	...	8,832.0	
			...	...	...	...	...	
			...	...	...	...	...	
			...	...	...	...	...	
		TOTAL OPERATING	7,303.2	9,081.1	8,832.0	...	8,832.0	
	Capital Improvements	GENERAL	13,760.0	...			3,136.0	
		TOTAL CAPITAL	13,760.0	...			3,136.0	
		TOTAL D.C. FUNDS	21,063.2	9,081.1			11,968.0	

DISTRICT OF COLUMBIA GOVERNMENT — SCHEDULE 3

AGENCY: Washington Technical Institute | CATEGORY: Agency Summary | CODE: GE | FUNDING SOURCE: Summary | Continuation Sheet Page 1 Of 4

OBJECT CLASS SUMMARY–OPERATING FUNDS

Object Classes		Past Year FY 1972 Obligations	Current Year FY 1973 Allotment	Budget Year FY 1974			Recommended
Expense Category	Title			Adjusted Base	Increase	Request	
PERSONAL SERVICES	PERMANENT POSITIONS AVAILABLE (non-add)	6,463.5	7,150.8	7,161.0	438.1	7,599.1	
	PERMANENT POSITIONS FUNDED	5,360.5	6,923.1	6,927.4	367.8	7,295.2	
	OTHER THAN PERMANENT POSITIONS FUNDED						
	OTHER PERSONNEL COMPENSATION						
	• Night Work Differential						
	• Holiday Pay						
	• Overtime Pay						
	• Standby						
	• Terminal Leave						
	•						
	TOTAL PERSONNEL COMPENSATION	5,360.5	6,923.1	6,927.4	367.8	7,295.2	
	PERSONNEL BENEFITS: civilian employees	592.0	922.8	818.1	58.8	876.9	
	BENEFITS FOR FORMER PERSONNEL						
	Total Personal Services	5,952.5	7,845.9	7,745.5	426.6	8,172.1	
OTHER OPERATING	TRAVEL AND TRANSPORTATION OF PERSONS	69.1	87.4	77.9	8.4	86.3	
	TRANSPORTATION OF THINGS	...	6.0	6.0	...	6.0	
	RENT, COMMUNICATIONS AND UTILITIES	285.2	294.0	331.1	3.3	334.4	
	PRINTING AND REPRODUCTION	39.5	30.0	30.0	...	30.0	
	OTHER SERVICES	1,236.9	1,511.0	1,489.2	6.4	1,495.6	
	SUPPLIES AND MATERIALS	670.0	839.8	668.8	43.3	712.1	
	EQUIPMENT TO BE CAPITALIZED	146.7	141.9	111.7	12.0	123.7	
	EQUIPMENT NOT TO BE CAPITALIZED						
	GRANTS AND SUBSIDIES	1,275.8	1,584.8	1,619.2	...	1,619.2	
	INSURANCE CLAIMS AND INDEMNITIES						
	REFUNDS						
	Total Other Operating	3,723.2	4,494.9	4,333.9	73.4	4,407.3	
	TOTAL OPERATING	9,675.7	12,340.8	12,079.4	500.0	12,579.4	

DISTRICT OF COLUMBIA GOVERNMENT			SCHEDULE 3	
AGENCY: Washington Technical Institute	CATEGORY: Agency Summary	CODE: GE	FUNDING SOURCE: D. C. Funds	Continuation Sheet Page 2 Of 4

OBJECT CLASS SUMMARY–OPERATING FUNDS

Object Classes		Past Year FY 1972 Obligations	Current Year FY 1973 Allotment	Budget Year FY 1974			Recommended
Expense Category	Title			Adjusted Base	Increase	Request	
PERSONAL SERVICES	PERMANENT POSITIONS AVAILABLE (non-add)	5,237.3	5,641.5	5,641.5		5,641.5	
	PERMANENT POSITIONS FUNDED	4,134.3	5,413.8	5,407.9		5,407.9	
	OTHER THAN PERMANENT POSITIONS FUNDED						
	OTHER PERSONNEL COMPENSATION						
	• Night Work Differential						
	• Holiday Pay						
	• Overtime Pay						
	• Standby						
	• Terminal Leave						
	•						
	TOTAL PERSONNEL COMPENSATION	4,134.3	5,413.8	5,407.9		5,407.9	
	PERSONNEL BENEFITS: civilian employees	592.0	922.8	818.1		818.1	
	BENEFITS FOR FORMER PERSONNEL						
	Total Personal Services	4,726.3	6,336.6	6,226.0		6,226.0	
OTHER OPERATING	TRAVEL AND TRANSPORTATION OF PERSONS	16.9	19.0	19.0		19.0	
	TRANSPORTATION OF THINGS	...	6.0	6.0		6.0	
	RENT, COMMUNICATIONS AND UTILITIES	285.2	294.0	331.1		331.1	
	PRINTING AND REPRODUCTION	39.0	30.0	30.0		30.0	
	OTHER SERVICES	893.1	905.0	919.1		919.1	
	SUPPLIES AND MATERIALS	612.5	751.4	583.8		583.8	
	EQUIPMENT TO BE CAPITALIZED	79.8	45.1	23.0		23.0	
	EQUIPMENT NOT TO BE CAPITALIZED						
	GRANTS AND SUBSIDIES	650.4	694.0	694.0		694.0	
	INSURANCE CLAIMS AND INDEMNITIES						
	REFUNDS						
	Total Other Operating	2,576.9	2,744.5	2,606.0		2,606.0	
	TOTAL OPERATING	7,303.2	9,081.1	8,832.0		8,832.0	

DISTRICT OF COLUMBIA GOVERNMENT			SCHEDULE 3	
AGENCY: Washington Technical Institute	CATEGORY: Agency Summary	CODE: GE	FUNDING SOURCE: Revenue Sharing	Continuation Sheet Page 3 Of 4

OBJECT CLASS SUMMARY—OPERATING FUNDS

Object Classes		Past Year FY 1972 Obligations	Current Year FY 1973 Allotment	Budget Year FY 1974			Recommended
Expense Category	Title			Adjusted Base	Increase	Request	
PERSONAL SERVICES	PERMANENT POSITIONS AVAILABLE (non-add)	...	...	...	438.1	438.1	
	PERMANENT POSITIONS FUNDED	...	...	...	367.8	367.8	
	OTHER THAN PERMANENT POSITIONS FUNDED						
	OTHER PERSONNEL COMPENSATION						
	• Night Work Differential						
	• Holiday Pay						
	• Overtime Pay						
	• Standby						
	• Terminal Leave						
	•						
	TOTAL PERSONNEL COMPENSATION	...	...	...	367.8	367.8	
	PERSONNEL BENEFITS: civilian employees	...	...	...	58.8	58.8	
	BENEFITS FOR FORMER PERSONNEL						
	Total Personal Services	...	...	...	426.6	426.6	
OTHER OPERATING	TRAVEL AND TRANSPORTATION OF PERSONS	...	...	...	8.4	8.4	
	TRANSPORTATION OF THINGS						
	RENT, COMMUNICATIONS AND UTILITIES	...	...	...	3.3	3.3	
	PRINTING AND REPRODUCTION						
	OTHER SERVICES	...	...	...	6.4	6.4	
	SUPPLIES AND MATERIALS	...	...	...	43.3	43.3	
	EQUIPMENT TO BE CAPITALIZED	...	...	...	12.0	12.0	
	EQUIPMENT NOT TO BE CAPITALIZED						
	GRANTS AND SUBSIDIES						
	INSURANCE CLAIMS AND INDEMNITIES						
	REFUNDS						
	Total Other Operating	...	...	...	73.4	73.4	
	TOTAL OPERATING	...	...	...	500.0	500.0	

DISTRICT OF COLUMBIA GOVERNMENT			SCHEDULE 3	
AGENCY: Washington Technical Institute	CATEGORY: Agency Summary	CODE: 0g	FUNDING SOURCE: Federal Grants	Continuation Sheet Page 4 Of 4

OBJECT CLASS SUMMARY–OPERATING FUNDS

Object Classes		Past Year FY 1972 Obligations	Current Year FY 1973 Allotment	Budget Year FY 1974			Recommended
Expense Category	Title			Adjusted Base	Increase	Request	
PERSONAL SERVICES	PERMANENT POSITIONS AVAILABLE (non-add)	1,226.2	1,509.3	1,519.5		1,519.5	
	PERMANENT POSITIONS FUNDED	1,226.2	1,509.3	1,519.5		1,519.5	
	OTHER THAN PERMANENT POSITIONS FUNDED						
	OTHER PERSONNEL COMPENSATION						
	• Night Work Differential						
	• Holiday Pay						
	• Overtime Pay						
	• Standby						
	• Terminal Leave						
	•						
	TOTAL PERSONNEL COMPENSATION	1,226.2	1,509.3	1,519.5		1,519.5	
	PERSONNEL BENEFITS: civilian employees						
	BENEFITS FOR FORMER PERSONNEL						
	Total Personal Services	1,226.2	1,509.3	1,519.5		1,519.5	
OTHER OPERATING	TRAVEL AND TRANSPORTATION OF PERSONS	52.2	68.4	58.9		58.9	
	TRANSPORTATION OF THINGS						
	RENT, COMMUNICATIONS AND UTILITIES						
	PRINTING AND REPRODUCTION	0.5	...	...		...	
	OTHER SERVICES	343.8	606.0	570.1		570.1	
	SUPPLIES AND MATERIALS	57.5	88.4	85.0		85.0	
	EQUIPMENT TO BE CAPITALIZED	66.9	96.8	88.7		88.7	
	EQUIPMENT NOT TO BE CAPITALIZED						
	GRANTS AND SUBSIDIES	625.4	890.8	925.2		925.2	
	INSURANCE CLAIMS AND INDEMNITIES						
	REFUNDS						
	Total Other Operating	1,146.3	1,750.4	1,727.9		1,727.9	
	TOTAL OPERATING	2,372.5	3,259.7	3,247.4		3,247.4	

DISTRICT OF COLUMBIA GOVERNMENT

SCHEDULE 4

AGENCY:	CATEGORY:	SUBCATEGORY:	CODE:	Continuation Sheet
Washington Technical Institute	Agency Summary		GE	Page 1 Of 2

DISTRIBUTION BY BUDGET COMPONENT AND FUNDING SOURCE

Code	Categories	Past Year FY 19 Obligations 72	Current Year FY 19 Allotment 73	Budget Year FY 19 74 Adjusted Base	Budget Year FY 19 74 Increase	Budget Year FY 19 74 Request	Recommended
	D.C. Funds						
1.0	Instruction	3,147.0	4,074.2	3,839.3	...	3,839.3	
2.0	Organized Research	71.8	89.6	89.6	...	89.6	
3.0	Public Service	414.7	442.0	442.0	...	442.0	
4.0	Academic Support	587.1	636.7	624.3	...	624.3	
5.0	Student Services	1,065.9	1,225.7	1,225.7	...	1,225.7	
6.0	Institutional Support	2,016.7	2,612.9	2,611.1	...	2,611.1	
	Subtotal	7,303.2	9,081.1	8,832.0	...	8,832.0	
	Revenue Sharing						
1.0	Instruction	...	...	...	366.3	366.3	
4.0	Academic Support	...	...	...	34.4	34.4	
5.0	Student Services	...	...	...	41.9	41.9	
6.0	Institutional Support	...	...	...	57.4	57.4	
	Subtotal	...	...	...	500.0	500.0	
	Federal Grants						
1.0	Instruction	24.1	73.3	88.2	...	88.2	
2.0	Organized Research	1,654.4	1,715.7	1,614.0	...	1,614.0	
3.0	Public Service	5.6	503.5	544.0	...	544.0	
4.0	Academic Support	63.0	76.4	76.0	...	76.0	
5.0	Student Services	625.4	890.8	925.2	...	925.2	
	Subtotal	2,372.5	3,259.7	3,247.4	...	3,247.4	
	Total Resources						
1.0	Instruction	3,171.1	4,147.5	3,927.5	366.3	4,293.8	
2.0	Organized Research	1,726.2	1,805.3	1,703.6	...	1,703.6	

DISTRICT OF COLUMBIA GOVERNMENT			SCHEDULE 4	
AGENCY: Washington Technical Institute	CATEGORY: Agency Summary	SUBCATEGORY:	CODE: GE	Continuation Sheet Page 2 Of 2

DISTRIBUTION BY BUDGET COMPONENT AND FUNDING SOURCE

Code		Past Year FY 19 72 Obligations	Current Year FY 19 73 Allotment	Budget Year FY 19 74 Adjusted Base	Budget Year FY 19 74 Increase	Budget Year FY 19 74 Request	Recommended
	Total Resources						
3.0	Public Service	420.3	954.5	986.0	...	986.0	
4.0	Academic Support	650.1	713.1	700.3	34.4	734.7	
5.0	Student Services	1,691.3	2,116.5	2,150.9	41.9	2,192.8	
6.0	Institutional Support	2,016.7	2,612.9	2,611.1	57.4	2,668.5	
	Total Operating	9,675.7	12,340.8	12,079.4	500.0	12,579.4	

DISTRICT OF COLUMBIA GOVERNMENT			SCHEDULE 5			
AGENCY: Washington Technical Institute	CATEGORY: Agency Summary	SUBCATEGORY: ...	BUDGET UNIT: ...	CODE: GE	Continuation Sheet Page 1 Of 1	

DISTRIBUTION OF INCREASES–D.C. OPERATING FUNDS

Class/Item	D.C. Fund	Pos.	Amounts			Annualization	Full Year Amount	Recommended
			Personal Services	Other Operating	Total			
Revenue Sharing Funding								
1.0 Instruction		20	324.1	42.2	366.3	43.3	409.6	
4.0 Academic Support		3	30.3	4.1	34.4	10.2	44.6	
5.0 Student Services		4	41.9	...	41.9	14.0	55.9	
6.0 Institutional Support		3	30.3	27.1	57.4	10.1	67.5	
Total Agency		30	426.6	73.4	500.0	77.6	577.6	

DISTRICT OF COLUMBIA GOVERNMENT	SCHEDULE 6
AGENCY: Washington Technical Institute	Continuation Sheet Page 1 Of 2

SUMMARY OF BUDGET ADJUSTMENTS--D.C. FUNDS

Budget Structure		Current Year FY 19 Allotment	Non-Recurring Decreases	Inter-Agency Transfers	Redirections		Other Adjustments	Net Change	Budget Year FY 19 Adjusted Base
Code	Components				From (-)	To (+)			
1.0	Instruction	4,074.2	...		-37.1	...	-197.8	-234.9	3,839.3
2.0	Organized Research	89.6	...		...	...	...	...	89.6
3.0	Public Service	442.0	...		...	...	...	...	442.0
4.0	Academic Support	636.7	...		...	...	-12.4	-12.4	624.3
5.0	Student Services	1,225.7	...		...	...	...	...	1,225.7
6.0	Institutional Support	2,612.9	-22.1		-14.1	+51.2	-16.8	-1.8	2,611.1
	Agency Total	9,081.1	-22.1		-51.2	+51.2	-227.0	-249.1	8,832.0
	Positions								
1.0	Instruction	210	...		...	...	...	...	210
2.0	Organized Research	5	...		...	...	...	...	5
3.0	Public Service	8	...		...	...	...	...	8
4.0	Academic Support	28	...		...	...	...	...	28
5.0	Student Services	43	...		...	...	...	...	43
6.0	Institutional Support	116	...		...	...	...	...	116
	Agency Total	410	...		...	...	...	...	410

DISTRICT OF COLUMBIA GOVERNMENT	SCHEDULE 6A
AGENCY: Washington Technical Institute	Continuation Sheet Page 2 Of 2

JUSTIFICATION OF BUDGET ADJUSTMENTS

Budget Structure		Type	Explanation
Code	Justification Level Components		
1.0	Instruction	Redirection Decrease	Non-recurring decreases for equipment were in accordance with Commissioner's Memorandum 72-132 (Attachment A, Policy 3 and Attachment B, line 5). Other adjustments were made in accordance with Commissioner's Memerandum 72-132 (Attachment A, Policy 5 and Attachment B, line 6). Redirection of funds from personnel benefits is requested in order to provide funds for: 1. Increased usage and rates for telephones, electricity and power; 2. Salary adjustment to provide Jan. 1973 pay increases to the Maintenance and Operation Contract. Redirection is requested because all increases are mandatory and no funding could be made available through the Mayor's budget. The impact of redirection on personnel benefits can be absorbed because of an observed tendency of some staff members to select to participate in the various fringe benefit programs below the authorized level.
2.0	Organized Research	...	
3.0	Public Service	...	
4.0	Academic Support	Decrease	
5.0	Student Support	...	
6.0	Institutional Support	Nonrecurring Redirection Decrease	

DISTRICT OF COLUMBIA GOVERNMENT	SCHEDULE 10
AGENCY: Washington Technical Institute	Continuation Sheet Page 1 Of 1

LANGUAGE ITEM SHEETS

Appropriation Item

Provided, that the certification of the President of the Washington Technical Institute shall be sufficient voucher for the expenditure of $1,000 of this appropriation for such purposes as he may deem necessary.

Justification

The proposed language will allow the President of Washington Technical Institute unaudited expenditures in support of activities of the College, including functions for dignitaries of the academic and professional communities. The Institute has had this authority each year since the Institute opened with the exception of Fiscal Year 1973.

DISTRICT OF COLUMBIA GOVERNMENT			SCHEDULE 5		
AGENCY: Washington Technical Institute	CATEGORY: Instruction	SUBCATEGORY: ...	BUDGET UNIT: ...	CODE: GE	Continuation Sheet Page 1 Of 1

DISTRIBUTION OF INCREASES--D.C. OPERATING FUNDS

Class/Item	D.C. Fund	Pos.	Amounts			Annualization	Full Year Amount	Recommended
			Personal Services	Other Operating	Total			
Revenue Sharing Funding		20	324.1	42.2	366.3	43.3	409.6	
Regular Faculty		(16)	(291.3)	...	(291.3)	...	(291.3)	
Summer Faculty (7 pos.)		...	...	...	...	(32.1)	(32.1)	
Adm-8 Developmental Advisor		(1)	(11.6)	...	(11.6)	(3.9)	(15.5)	
GS-6 Clerks		(3)	(21.2)	...	(21.2)	(7.3)	(28.5)	
Travel		...	...	(1.6)	(1.6)	...	(1.6)	
Supplies & Material		...	...	(32.6)	(32.6)	...	(32.6)	
Equipment		...	...	(8.0)	(8.0)	...	(8.0)	

DISTRICT OF COLUMBIA GOVERNMENT			SCHEDULE 5		
AGENCY: Washington Technical Institute	CATEGORY: Academic Support	SUBCATEGORY: ..:	BUDGET UNIT: ...	CODE: GE	Continuation Sheet Page 1 Of 1

DISTRIBUTION OF INCREASES--D.C. OPERATING FUNDS

Class/Item	D.C. Fund	Pos.	Amounts			Annualization	Full Year Amount	Recommended
			Personal Services	Other Operating	Total			
Revenue Sharing Funding		3	30.3	4.1	34.4	10.2	44.6	
GS-11 Librarian		(1)	(11.6)	...	(11.6)	(3.9)	(15.5)	
GS-11 Media Technician		(1)	(11.6)	...	(11.6)	(3.9)	(15.5)	
GS-6 Clerk		(1)	(7.1)	...	(7.1)	(2.4)	(9.5)	
Supplies & Materials		...	...	(4.1)	(4.1)	...	(4.1)	

DISTRICT OF COLUMBIA GOVERNMENT			SCHEDULE 5		
AGENCY: Washington Technical Institute	CATEGORY: Student Services	SUBCATEGORY: ...	BUDGET UNIT: ...	CODE: GE	Continuation Sheet Page 1 Of 1

DISTRIBUTION OF INCREASES–D.C. OPERATING FUNDS

Class/Item	D.C. Fund	Pos.	Amounts			Annualization	Full Year Amount	Recommended
			Personal Services	Other Operating	Total			
Revenue Sharing Funding		4	41.9	...	41.9	14.0	55.9	
Adm-8 Developmental Advisors		(3)	(34.8)	...	(34.8)	(11.6)	(46.4)	
GS-6 Clerks		(1)	(7.1)	...	(7.1)	(2.4)	(9.5)	

DISTRICT OF COLUMBIA GOVERNMENT

SCHEDULE 5

AGENCY:	CATEGORY:	SUBCATEGORY:	BUDGET UNIT:	CODE:	Continuation Sheet
Washington Technical Institute	Institutional Support	...	...	GE	Page 1 Of 1

DISTRIBUTION OF INCREASES—D.C. OPERATING FUNDS

Class/Item	D.C. Fund	Pos.	Amounts			Annualization	Full Year Amount	Recommended
			Personal Services	Other Operating	Total			
Revenue Sharing Funding		3	30.3	27.1	57.4	10.1	67.5	
Adm-8 Developmental Advisor		(2)	(23.2)	...	(23.2)	(7.7)	(30.9)	
GS-6 Clerk		(1)	(7.1)	...	(7.1)	(2.4)	(9.5)	
Board Travel		...	...	(6.0)	(6.0)	...	(6.0)	
Travel		...	...	(0.8)	(0.8)	...	(0.8)	
Rent, Communications & Utilities		...	...	(3.3)	(3.3)	...	(3.3)	
Other Services		...	...	(6.4)	(6.4)	...	(6.4)	
Supplies & Materials		...	...	(6.6)	(6.6)	...	(6.6)	
Equipment		...	...	(4.0)	(4.0)	...	(4.0)	

DISTRICT OF COLUMBIA GOVERNMENT

SCHEDULE C

Washington Technical Institute

Page 1 of 12

FEDERAL GRANT ASSISTANCE

Symbol	Budget Structure Code	Grant Title / Agency Allocation / Object Class Allocation	Initial Award	Source	Obligations FY 1972 Actual	Obligations FY 1973 Estimates	Obligations FY 1974 Estimates	Purpose
23	195	AMIDS						
23	198	1. Special Projects (2.1)	FY-72 340 FY-73 629.7	HEW	284.4	626.6	600.0	To provide staff development and developmental assistance to agencies and institutions funded under MDTA or to provide direct supportive services to such manpower agencies and institutions within its geographic area.
67	270	2. Personal Services			194.7	205.9	210.0	
		Supplies & Equip.			2.4	9.9	2.4	
		Contractual Servs.			42.2	360.5	352.2	
		Travel			21.1	29.0	21.0	
		Other			24.0	21.3	14.4	
	Note:	1. AMIDS Program is funded on a calendar year basis. 2. Symbol numbers should have been 67 rather than 23 for all prior years.						

DISTRICT OF COLUMBIA GOVERNMENT	SCHEDULE C
AGENCY:	Page 2 of 12

FEDERAL GRANT ASSISTANCE

Symbol	Budget Structure Code	Grant Title / Agency Allocation / Object Class Allocation	Initial Award	Source	Obligations FY 1972 Actual	Obligations FY 1973 Estimates	Obligations FY 1974 Estimates	Purpose
23	196	Apprenticeship Program		HEW	22.3	9.6	...	To establish a pilot apprentice training program for thirty minority union and non-union journeymen in the instructional skills and methodology needed to become apprenticeship instructors.
		1. Special Projects (2.1)						
		2. Personal Services			16.1	9.6		
		Travel			0.2			
		Contractual Servs.			0.9			
		Other			5.1			
		NOTE: Fiscal Year 1971 award for $95,220						
67	210	Apprenticeship Teacher-Training	60	HEW	39.1	20.9	...	- same as above -
		1. Special Projects (2.1)						
		2. Personal Services			34.4	13.0		
		Supplies and Equipment			0.7	0.3		
		Travel			0.4	0.4		
		Contractual Servs.			3.0	5.0		
		Other			0.6	2.2		
23	199	Institutional Grant-for Science	18.1	NSF	27.0	2.7	...	To conduct any scientific activity
		1. Media Support (4.2)						
		2. Equipment			27.0	2.7		

DISTRICT OF COLUMBIA GOVERNMENT

SCHEDULE C

AGENCY: Washington Technical Institute

FEDERAL GRANT ASSISTANCE

Symbol	Budget Structure Code	Grant Title / Agency Allocation / Object Class Allocation	Initial Award	Source	Obligations FY 1972 Actual	Obligations FY 1973 Estimate	Obligations FY 19 74 Estimate	Purpose
23	200	AMIDS - Special Programs & Conferences 1. Special Projects (2.1) 2. Personal Services Supplies Contractual Servs. Travel Other		HEW	51.4	9.9	...	To conduct series of conferences involving approximately 38 states regarding appropriate information necessary for them to develop the part 1 (553) professional personnel development in vocational education plan and system for teacher education.
23	197(71)	B.S. Degree Program	FY-72-351.3 FY-73-260.0	HEW Public School	297.0	295.0	295.0	To provide pre-service and in-service teacher education in the areas of Industrial Arts and Vocational Education and to upgrade skills of teachers presently employed in the District of Columbia public schools to the level of permanent certification and/or the baccalaureate level.
23	201(72)	1. Special Projects (2.1) 2. Personal Services Supplies & Equip. Travel Contractual Servs. Other			167.0 13.9 7.8 98.2 10.1	167.0 11.0 5.3 79.5 32.2	167.0 11.0 5.3 79.5 32.2	

Continuous programs having different account numbers are reported together.

DISTRICT OF COLUMBIA GOVERNMENT	SCHEDULE C
AGENCY: Washington Technical Institute	Page 4 of 12

FEDERAL GRANT ASSISTANCE

Symbol	Budget Structure Code	Grant Title Agency Allocation Object Class Allocation	Initial Award	Source	Obligations FY 1972 Actual	Obligations FY 1973 Estimates	Obligations FY 1974 Estimates	Purpose
23	202	Project Option	FY-72 212.8 FY-73 200.3	Dept.of Labor	195.4	217.6	200.0	to provide career training through continued education via a comprehensive education and skill training program which will motivate 56NYC-II enrollees toward filling open-ended market demanded jobs and/or continued education.
		1. Special Projects (2.1)						
		2. Personal Services			168.9	190.9	170.0	
		Supplies & Equip.			6.7	6.7	6.7	
		Contractual Servs.			7.7		7.7	
		Travel				1.2	1.2	
		Other			12.1	18.8	14.4	
24	190	Environmental Science-Bankhead Jones Act	FY-72 104.0 FY-73 104.0	U.S.D.A.	...	109.1	104.0	To provide extension services in the field of Environmental Sciences
		1. Cooperative Extension (3.2)						
		2. Personal Services				100.0	100.0	
		Other				9.1	4.0	

DISTRICT OF COLUMBIA GOVERNMENT	SCHEDULE ( )
AGENCY: Washington Technical Institute	Page 5 of 12

FEDERAL GRANT ASSISTANCE

Symbol	Budget Structure Code	Grant Title / Agency / Location / Object Class Allocation	Initial Award	Source	Obligations FY 1972 Actual	Obligations FY 1973 Estimates	Obligations FY 1974 Estimates	Purpose
67	010	Project CLIC Dept. of Labor	FY-72 451.2 FY-73 455.0	Dept. of Labor	481.3	435.0	455.0	To provide on-the-job training and educational program for careers in Criminal Justice students.
67	200							
		1. Special Projects (2.1)						
		2. Personal Services			431.2	414.1	414.1	
		Supplies & Equip.			6.1	6.1	6.1	
		Contractual Servs.			13.6	7.7	7.7	
		Travel			2.5	2.8	2.8	
		Other			27.9	4.3	24.3	
		Two account numbers for the same program combined						
67	020	College Work-Study Program	FY-72 183.3 FY-73 241.7	HEW	275.3	317.8	330.0	To provide financial assistance to the students in the form of part-time employment.
		1. Student Aid (5.3)			[illegible]	[illegible]		
		2. Personal Services			275.3	317.8	330.0	
67	030	Educational Opportunity Grant	FY-72 156.4		132.8	259.4	270.0	

DISTRICT OF COLUMBIA GOVERNMENT | SCHEDULE C

AGENCY: Washington Technical Institute

FEDERAL GRANT ASSISTANCE

Symbol	Budget Structure Code	Grant Title / Agency / Location / Object Class Allocation	Initial Award	Source	Obligations FY 1972 Actual	Obligations FY 1973 Estimates	Obligations FY 1974 Estimates	Purpose
67	030	1. Student Aid (5.3) 2. Other			132.8	259.4	270.0	To provide financial assistance to individual students of exceptional financial need who show academic promise and who are full-time students in good standing.
67	050	Law Enforcement Careers	FY-72 28.2 FY-73 56.0	Dept. of Justice	33.6	56.0	60.0	Financial assistance to students in Law Enforcement
		1. Student Aid (5.3) 2. Other			33.6	56.0	60.0	
67	060	Project Adalante	FY-72 100.6	HEW	87.4	13.2	...	To conduct skill training plus intensive English program for D.C. non-English speaking Spanish students.
		1. Special Projects (2.1) 2. Personal Services Supplies & Equip. Travel Contractual Servs. Other			80.3 2.2 .1 .4 4.4	13.2		

DISTRICT OF COLUMBIA GOVERNMENT

SCHEDULE C

AGENCY: Washington Technical Institute

Continuation Sheet Page 7 of 12

FEDERAL GRANT ASSISTANCE

Symbol	Budget Structure Code	Grant Title / Agency Allocation / Object Class Allocation	Initial Award	Source	Obligations FY 19 72 Actual	Obligations FY 19 73 Estimates	Obligations FY 19 74 Estimates	Purpose
67	090	Marine Science		NSP	4.2	1.7		Planning a Marine Science and Technology Program at Washington Technical Institute
		1. Special Projects (1.1)						
		2. Other			4.2	1.7		
67	110	College Library Resources	FY-72 22.3	HEW	21.9	17.7	20.0	For acquisition of books and audio visual aids for Washington Technical Institute library.
			FY-73 17.3	HEW				
		1. Library Support (4.1)						
		2. Supplies			21.9	17.7	20.0	
67	120	HEPSAP Scholarships	FY-72 27.1					
			FY-73 19.4	HEW	25.6	30.0	30.0	To provide financial assistance to students in Nursing.
		1. Student Aid (5.3)						
		2. Other			25.6	30.0	30.0	

DISTRICT OF COLUMBIA GOVERNMENT

SCHEDULE C

AGENCY: Washington Technical Institute

Page 8 of 12

FEDERAL GRANT ASSISTANCE

Symbol	Budget Structure Code	Grant Title / Agency Allocation / Object Class Allocation	Initial Award	Source	Obligations FY 1972 Actual	Obligations FY 1973 Estimates	Obligations FY 1974 Estimates	Purpose
67	130	HEPSAP Loans	FY-72 31.1 FY-73 16.1	HEW	29.2	32.2	35.2	To provide financial assistance to students in Nursing.
		1. Student Aid (5.3) 2. Other			29.2	32.2	35.2	
67	140	National Defense Student Loans	FY-72 155.1 FY-73 137.0	HEW	128.9	195.4	200.0	Financial assistance to students.
		1. Student Aid (5.3) 2. Other			128.0	195.4	200.0	
67	150	Instructional Equipment Program	FY-72 7.7 FY-73 28.0	HEW	14.1	56.0	56.0	To purchase laboratory, T.V. and other special equipment and materials.
		1. Media Support (4.2) 2. Supplies & Equipmt.			14.1	56.0	56.0	
67	180	Voluntary Opportunities for Inspired Coordinators for Education	FY-72 84.2 FY-73 24.7	HEW	81.0	41.0	27.0	To train volunteers in the techniques of reading throughout the D. C. Public Schools.

DISTRICT OF COLUMBIA GOVERNMENT	SCHEDULE C
AGENCY: Washington Technical Institute	Page 9 of 12

FEDERAL GRANT ASSISTANCE

Symbol	Budget Structure Code	Grant Title / Agency Allocation / Object Class Allocation	Initial Award	Source	Obligations FY 1972 Actual	Obligations FY 1973 Estimates	Obligations FY 1974 Estimates	Purpose
67	180	1. Special Project (2.1)						
		2. Personal Services			42.4	22.0	12.0	
		Supplies			1.5	0.5		
		Contractual Servs.			13.6	1.0		
		Travel			4.9	0.5		
		Other			18.6	17.0	15.0	
67	190	~~Cooperative~~ Education Program	FY-72 50.0 FY-73 37.0	HEW	60.9	27.0	37.0	To provide opportunity for students to alternate periods of academic study with period of off-campus employment in theline of their study.
		1. Special Projects (2.1)						
		2. Personal Services			59.9	12.0	22.0	
		Supplies & Equip.				0.5	0.5	
		Contractual Servs.				3.8	3.8	
		Travel			1.0	7.6	7.6	
		Other				3.1	3.1	

DISTRICT OF COLUMBIA GOVERNMENT

SCHEDULE C

AGENCY: Washington Technical Institute

Page 10 of 12

FEDERAL GRANT ASSISTANCE

Symbol	Budget Structure Code	Grant Title Agency Allocation Object Class Allocation	Initial Award	Source	Obligations FY 1972 Actual	Obligations FY 1973 Estimates	Obligations FY 1974 Estimates	Purpose
67	220	AMIDS - Curriculum Development - Buying Program	FY-72 74.1	HEW	54.2	19.9	...	To provide intensive training session where trainees are taught to modify and develop curriculum to meet the needs of disadvantaged and handicapped students.
		1. Special Projects (2.1)						
		2. Personal Services			25.1	11.1		
		Supplies & Equip.			.2			
		Contractual Servs.			14.1			
		Travel			9.4	2.0		
		Other			5.4	6.8		

DISTRICT OF COLUMBIA GOVERNMENT	SCHEDULE C
AGENCY: Washington Technical Institute	Continuation Sheet Page 11 of 12

FEDERAL GRANT ASSISTANCE

Symbol	Budget Structure Code	Grant Title / Agency Allocation / Object Class Allocation	Initial Award	Source	Obligations FY 1972 Actual	Obligations FY 1973 Estimates	Obligations FY 1974 Estimates	Purpose
67	260	Marine Science Program	FY-72 91.5 FY-73 88.2	Dept. of Commerce	19.9	71.6	88.2	To conduct a program for training Marine Technicians
		1. Special Projects (2.1)						
		2. Personal Services			0.5	43.0	48.2	
		Supplies & Equip.			18.5	15.5	15.5	
		Contractual Servs.			[illegible]	1.0	1.0	
		Travel			.8	1.0	2.0	
		Other			.1	11.1	22.5	
67	300	Land Grant-Smith Lever Act	FY-72 280 FY-73 280	U.S.D.A.	5.6	394.4	440.0	To provide Urban extension services to District of Columbia residents.
		1. Cooperative Extension (3.2)						
		2. Personal Services			1.6	300.0	340.0	
		Supplies & Equip.			4.0	20.0	20.0	
		Contractual Servs.				20.0	20.0	
		Travel				5.0	5.0	
		Other				49.4	55.0	

DISTRICT OF COLUMBIA GOVERNMENT

SCHEDULE C

AGENCY: Washington Technical Institute

Page 12 of 12

FEDERAL GRANT ASSISTANCE

Symbol	Budget Structure Code	Grant Title Agency Allocation Object Class Allocation	Initial Award	Source	Obligations FY 19 72 Actual	 FY 19 73 Estimates	 FY 19 74 Estimates	Purpose
		100% matching from District Appropriation						
		Agency Total:			2,372.5	3,259.7	3,247.4	

General Statement of Dr. Dennard

Mr. Natcher. Dr. Dennard, you have a prepared statement. You may proceed.

Dr. Dennard. Mr. Chairman, I am delighted to submit herewith the fiscal year 1974 resources request of the Washington Technical Institute.

TEN-YEAR DEVELOPMENT PLAN

The institute's 10-year development plan, 1968–78, reaches the 6-year mark in fiscal year 1974. Our carefully delineated estimates of full-time teaching equivalent enrollments over the decade and at specific points in time along with a capital development program to house the Institution represent the parameters of operation and growth on a fiscal year basis.

Washington Tech's operating budget in fiscal year 1974 of $9,322,000 and 440 positions reflects the precarious revenue constraints of the District of Columbia rather than the priorities of our orderly plan for institutional development.

MANPOWER DEMAND

Budget year objectives are geared to supplying a portion of the projected manpower demand for the Metropolitan Washington, District of Columbia area. Projected 1974 estimates by the Bureau of Labor Statistics, of the U.S. Department of Labor, the District of Columbia Manpower Administration and our staff estimates indicate a demand for 28,682 new employees in professional, technical, skilled and service occupations in the Washington area. The institute's instructional program is based on the supply and demand requirements of selected occupational categories within standard industrial classifications in the private and public sectors.

Our fiscal year 1974 level of program activity was designed to produce a manpower reservoir equal to 13 percent of the projected manpower demand. This request, when approved Mr. Chairman, will provide for 10 percent of the projected District of Columbia demand.

CAPITAL IMPROVEMENTS

The capital improvement request today is for $3,136,000 to provide architectural designs for 42 percent of our permanent campus as approved by the Fine Arts Commission and National Capital Planning Commission. Pursuant to previous action of this committee, we now have 20.3 percent of permanent campus under construction that is projected for occupancy during the summer of calendar year 1974. The construction is presently on schedule in accordance with our presentation requesting funding for the first phased project.

I appreciate the opportunity of presenting the institute's request and will be pleased to answer any questions that you may have.

Biography of Cleveland L. Dennard

Cleveland L. Dennard has been president of the Washington Technical Institute since its formation in October 1967.

Born in Sebring, Fla., February 17, 1929, Dr. Dennard did his undergraduate work at Florida A. & M. University, obtained his master's degree at Colorado

State and received his doctorate from the University of Tennessee. He began his career in education as an assistant State supervisor of trade and industrial education for the Alabama State Department of Education. He was also a professor in the School of Technology at Alabama A. & M. College.

His immediate past responsibilities included serving as principal of the Carver Vocational & Adult Schools of the Atlanta Public Schools, Atlanta, Ga., and as the deputy commissioner for human resources for the city of New York.

President Lyndon B. Johnson appointed the board of trustees of the Washington Technical Institute to establish the first public land grant institute in the District of Columbia. Dr. Dennard was selected by the board of trustees as the first president, to plan, organize, and administer the institute in 1967.

During the past 6 years of his tenure, the institute's student body has grown to more than 6,000 full- and part-time students. The institute, regionally accredited by the Middle States Association of Colleges and Schools, is in the process of constructing a $109 million main campus in Northwest Washington, D.C., in addition to its Aerospace Center at Washington National Airport.

Dr. Dennard is a trustee or member of the board of several professional and community service organizations, including:

Chairman, board of trustees, Washington Center for Metropolitan Studies; board of directors, Chesapeake and Potomac Telephone Co.; board of directors, National Center for Housing Management; board of directors, Center for Community Change; board of directors, Southern Education Foundation; board of directors, Washington Board of Trade; board of trustees, Washington Urban Coalition; member, Overseas Liaison Committee of the American Council on Education.

He is also president of the Capitol Cable Corp., Inc.

Dr. and Mrs. Dennard and four daughters live in Washington, D.C.

Mr. NATCHER. Thank you, Dr. Dennard.

INSTRUCTION (SEE P. 535)

Now, under "instruction," Dr. Dennard, you are requesting an increase of $366,300, and 20 new positions. Justify this for us, please, and tell us why these new positions are necessary.

TWENTY NEW POSITIONS

Dr. DENNARD. Mr. Chairman, we have requested the 20 new positions to reconcile the teaching faculty ratios within our program. We have attempted to develop a ratio of 14.5 to 1 with our faculty and students and we are now out of balance at roughly 16 to 1 and the 20 faculty positions would reconcile this.

Mr. NATCHER. Now, Dr. Dennard, on your new positions, what are the grades? What is the breakdown? Where is that in the justification? Is the breakdown for these particular positions on page GE–12?

Dr. DENNARD. That is correct, Mr. Chairman.

Mr. NATCHER. You have 16 under regular faculty. One developmental adviser and three clerks.

Now, of your 16 on the regular faculty where do you start from the standpoint of salary? What are the grades now for these positions?

SALARY LEVEL FOR NEW POSITIONS

Dr. DENNARD. Each of these positions are listed at the professor level and the average salary that is being requested for each is $14,525. That is our request. We are attempting to maintain a balance in the total faculty structure of about 28 percent professors, roughly 30 per cent associate professors, 33 percent assistant professors and the remainder at the instructor level.

NUMBER OF FACULTY AND STUDENTS

Mr. NATCHER. Dr. Dennard, how many instructors do you have on board at this time, authorized and funded. Don't count the 20 now.

Dr. DENNARD. 179.

Mr. NATCHER. What is your student enrollment?

Dr. DENNARD. The budgeted enrollment is 2,861.

Mr. NATCHER. How many do you actually have in attendance when school is in session during the regular semester?

Dr. DENNARD. 3,640.

Mr. NATCHER. Doctor, we discussed with you in the beginning when you first took over as president, your total anticipated student enrollment. Where do you expect to go as far as the future is concerned.

ANTICIPATED ENROLLMENT

Dr. DENNARD. We anticiapte a total enrollment that would come to 8,000 students, 8,000 FTE which roughly would represent 1 percent of the population of the District as a total institutional capability. We have planned for a mature institution at that level.

GAO REPORT ON WTI ACTIVITIES

Mr. NATCHER. Now, Dr. Dennard, as you heard me point out in the beginning, as far as the committee is concerned, we have had no complaints concerning the operation of your institute.

As you well know, at the request of this committee, the General Accounting Office made a right intensive investigation into the operation of the Federal City College and also in regard to the District of Columbia Teachers College, and in so doing they also took a look at the Washington Technical Institute.

As a matter of explanation to the committee, you know about this, and there are certain matters they pointed out in regard to the operation of your institute that should be corrected. Not from the standpoint, as I understand, of any matters involving embezzlement or anything along that line, but from the standpoint of management and certain practices that you had underway at that time.

What is the situation as a result of this investigation? Have you corrected or taken steps to correct the deficiencies that were pointed out and you agreed with?

STATUS OF CORRECTIVE ACTION

Dr. DENNARD. We have corrected every item that was identified, on which we agreed, listed in the report, except one. The one was a question of clarification of legal authority for which the legislation has not been submitted by the Mayor. It was an interpretation on the part of GAO that the legislation did not intend for the institution to carry out contractual relationships with Federal agencies for training Federal employees if reimbursement was involved, and except for that one item which would require participating in the Government Employees Training Act of 1958, for example, that is the only thing unresolved at this point.

Mr. NATCHER. Dr. Dennard, as reported in the papers and in discussing this matter with the representatives of the General Accounting Office, I think it was generally agreed without any question that as far as the GAO report is concerned, in regard to the Washington Technical Institute there was no indication of any criminal wrongdoing as there was in the case of the Federal City College.

It only catalogued some instances that it termed management weaknesses, which they discussed with you and which you have just explained to the committee.

In order that the committee might know and in order to clarify the matter I thought we should bring it up and let you tell us about it because, Dr. Dennard, I still think that you are doing a good job and, of course, I know that you will correct any matters that the GAO points out, if they should be corrected.

Dr. DENNARD. Absolutely.

Mr. NATCHER. Mr. Myers, I yield to you at this point on any general questions on the matter concerning these first new increases or anything that you have in mind.

GRADUATES AND PLACEMENT EFFORTS

Mr. MYERS. At this point, Dr. Dennard, in general now, you are graduating from 300 to 400 students per year, is that correct?

Dr. DENNARD. It ranges, Mr. Myers, from 300 to 400 at the associate degree level. The number of certificates that are awarded, either for the planned 1-year program or for short-term programs, may double or triple that same figure within a given year.

Mr. MYERS. Could you briefly explain the system of placing your graduates, and where they are placed?

Dr. DENNARD. Our graduates from the nearly 30 curricular areas that we offer are placed both in the District itself as well as in the five-county metropolitan area, as well as outside of the area.

We have annually, during the spring, a comprehensive career placement conference in which the business and industry community comes in and interviews students for placement.

One of our largest employers has been Eastman Kodak Company, for example, in Rochester, N.Y., and the concentration, of course, is primarily in the District and within the five-county metropolitan area.

Mr. MYERS. Do you have good cooperation from industry and business?

Dr. DENNARD. Our placement rate has averaged for the past 3 years, 82 percent of those graduating. In spite of the condition of the economy overall.

Mr. MYERS. Does that indicate you have more graduates than you have positions to fill or is that not quite true?

Dr. DENNARD. That isn't quite the case. We don't have quite as many graduates as there are employment opportunities.

Mr. MYERS. You have more employment opportunities than you have graduates?

Dr. DENNARD. That is correct.

Mr. MYERS. So you could still expand?

Dr. DENNARD. Considerably.

Mr. MYERS. And find jobs for these people?
Dr. DENNARD. In the areas that we have developed.

CURRICULUM DESIGNED TO MEET EMPLOYMENT NEEDS

It is more a reflection of how we have designed our curriculum to meet local employment needs that makes this possible.
Mr. MYERS. Do you have a system for periodically reviewing your curriculum and adjusting it to fit the industrial needs of the area?
Dr. DENNARD. Indeed.
Mr. MYERS. Is that on a continuing basis?
Dr. DENNARD. It is ongoing.
Mr. MYERS. May I interrupt you here? Does industry play a part in that? Do they meet with the curriculum planning board? Are they a part of the planning?
Dr. DENNARD. They are an integral part and have been since our initial efforts. We maintain 18 business-industry advisory committees that meet on the average of three times per year with the faculty. They meet at the beginning of the year, on planned activities; they meet during the course of the year to validate curriculum; they provide feedback on how students are doing who have graduated. They identify employment opportunities. Toward the spring of the year, we pull all of the committees together in one meeting. This ongoing relationship keeps us directly attuned to what the market will bear.

PORTION OF BUDGET FINANCED BY TUITION

Mr. MYERS. How much of the budget comes from the students' contribution? How much does a student have to pay toward the costs of his education?
Dr. DENNARD. The tuition rate is a minor portion. I do not have the exact percent in front of me, but the tuition for a resident of the District of Columbia is $75 for a 9-month academic term, and for a nonresident it is three times as much.

FINANCIAL ASSISTANCE TO STUDENTS

Mr. MYERS. If a student does not have the financial means of paying for his tuition, is there some type of assistance he or she may receive?
Dr. DENNARD. We have included in our base matching fund requests for participating in the college work-study program of the Office of Education, the student defense loan fund, and three additional program areas, including a scholarship program and some private resources.
Mr. MYERS. I don't see why you don't get any financial assistance from foundations. Do you participate with any foundations where you can get some help from them?
Dr. DENNARD. As of today's date, we have not procured foundation support. We have really been preoccupied with development of an ongoing capability to date. Our longer range plans include developing a relationship with the philanthropic community.
Mr. MYERS. Local employers certainly need your help. Do any local businesses or employers pay tuition for any of the students or help you in any way?

Dr. DENNARD. Rather extensively. We have an ongoing relationship with the Metropolitan Board of Trade and the District of Columbia Chamber of Commerce. We work directly with the public utilities and with the printing industry, which is our largest private sector employment agency in the District, and maintain a similar relationship with the industries around the corridor of Interstate Route 70S.

MALE AND FEMALE STUDENTS

Mr. MYERS. How many of your students are females and how many are males?

Dr. DENNARD. We are about 62 percent male and 38 percent female. I have been trying to recall a 70–30 split, but that is roughly it.

CAREER COUNSELING FOR STUDENTS

Mr. MYERS. If a student walks into your institution and says, "I want to learn to be an automobile mechanic," do you automatically accept him and start training him for this occupation, or do you counsel him and try to adapt his talents to a specific trade?

Dr. DENNARD. Earlier I inadvertently failed to introduce J. O. Perpener, sitting behind me, who directs our student affairs. I would be happy to have him tell you how we go about processing the students who show up on a given date.

Mr. PERPENER. As you know, we have the open-door policy; those eligible to attend are those who have graduated from an accredited high school, are 18 years of age, or have qualified by the high school equivalency test of some sort.

This student, when he enters, is not required to take a test to enter. Once he is there, then we attempt to assist him in finding his best niche, as it were. We have a staff of counselors. Through the help of this service, of course, we do administer tests which help determine his placement, help determine if he does need some assistance possibly in some basic areas which can be cared for in our basic programs of mathematics, sciences, and the like.

Then the student, of course, is guided into the channel of the program that it seems to indicate he is best suited for. Of course, he has a wide variety of choices.

It is not left to chance for him. He has an opportunity to be guided by adequate counseling services.

Mr. MYERS. You have a very good record here as to the percentage of your graduates that you actually place.

ATTRITION AND STUDENT OBJECTIVES

What about your dropout rate? How many people start and don't complete the programs?

Dr. DENNARD. The data is less precise on the actual number of students or the attrition rate in the institute and this is reflected more in terms of the number of certificates issued.

Every student enrolling at the institute is not seeking a college degree, per se.

Many of them will take a series of courses just for upgrading. At the end of the quarter, if he considers that is his objective, we consider that objective satisfied, and we can replace that student with a new one in the ensuing quarter.

With an extensive waiting list of applicants in most of the curriculum areas, we admit students every quarter. We try to maintain a clear picture of the objectives that each student has and the counseling that goes around that objective. To assume that 3,600 students who enrolled in September would be expected to stay through 2 years for an associate degree is not quite the way it flows. If we can move them immediately into employment in the area and then come back to take one course at a time just for continual career development, we think this is a much more viable approach.

Mr. MYERS. Dr. Dennard, as I interpret what you have said, you really don't have dropouts. If they say, "I am not going to finish this," you say, "Well, here is a job for you." Is that what you are saying?

Dr. DENNARD. That is one way of interpreting it. We try desperately to build in this notion that if you get into a viable economic situation, get a job, then can attend school on a part-time basis, but just don't abandon everything and just become a student full time. Let's keep an educational objective and an income objective and try to maintain some balance.

Mr. MYERS. You take then a personal interest in each student rather than just the faculty administration/student relationship where a student is No. 456, and when he is eligible, he is awarded a degree and you get him out. You take a personal interest in your students and you try to give them some help?

Dr. DENNARD. We are trying desperately to develop an institution that responds to the needs of the students, based on the needs of the community. This is not as easy to do as it sounds, but we work at that.

NEED FOR TECHNICAL EDUCATION

Mr. MYERS. I am going to make one last observation in the form of a question, and it may be a little difficult for you to answer. I formerly served on a task force studying just what you are trying to do here.

I certainly commend you and, as one member of the committee, I will try to help you all I can. In my judgment, we are turning out a lot of people in this country with academic degrees, but who are unqualified to do anything this country needs today.

I think the record will substantiate this. We need to have more people qualified and trained in the technical aspect of how to make a living and how to perform a service that we all need in society. Unfortunately, the academicians running these universities want to place almost a social stigma on a child who doesn't go on and get an academic degree.

I finally quit the task force because we were just butting our heads against a wall. You cannot get the academicians to accept technical education as part of the American educational system. There still is just a little bit of stigma on a person at any age who desires to go the route of the technician and doesn't get that academic diploma.

HIGH SCHOOL DIPLOMA NOT REQUIRED FOR ADMISSION

I was a little disturbed a moment ago as I interpreted the response that a student must have a high school diploma in order to attend the institute.

Mr. PERPENER. That is only one of the conditions under which you can be admitted.

Mr. MYERS. Is it a requirement?

Mr. PERPENER. No, it is not a requirement.

Mr. MYERS. I am glad to hear that.

TRANSFER OF COURSE CREDITS

Do you find students have problems because their courses are not automatically transferred to another degree, and there is somewhat of a stigma yet on this? Are you in any way overcoming this problem?

Mr. DENNARD. We think we have overcome most of that kind of thing by the way we have organized the institution.

We have tried to describe the course outcomes in terms of what the students will do, rather than what the faculty will do, and in transferring this information to another institution they have to get back to us to review what it really means. This gives us an opportunity to place a different kind of stress on what a learning experience is.

For the same liberal arts courses that would be offered anywhere else, there is an interdisciplinary factor.

ACCEPTABILITY OF COURSE CREDITS BY OTHER INSTITUTIONS

Mr. MYERS. I notice 30 percent of your students go on to a higher degree. What has been your experience, for example, with the District of Columbia Teachers College or the Federal City College as far as the transfer of your credits?

Dr. DENNARD. On the basic data we have received from similar institutions, we have found that the students have performed as well in the transfer process as if they had done their undergraduate work there.

Mr. MYERS. Perhaps you misunderstood my question. How many of your credits are acceptable in those institutions?

Dr. DENNARD. It varies from institution to institution. At the University of Maryland, or George Washington, or Howard, or the University of Cincinnati, or wherever, each institution appraises the curriculum and the courses offered and allegedly the degree of rigor of the course based on what its catalog says. So when evaluators read the language of the course description, for each of the courses that a Washington Technical Institute student completed and compares it with its own course, there is no automatic acceptance of the total number of credits, except on a course-by-course basis. It is in that context that I was saying that each school has to get back in touch with our registrar because we describe our courses in terms of what the student should be able to do as a result of having taken a course in descriptive geometry rather than what the instructor is going to lecture about in that course.

There have been very few instances in which the majority of the courses have not been accepted for transfer.

Mr. MYERS. I am glad to hear that because I think too often we are just in the process of again placing degrees and badges on students and not really training them for a specific job. This has concerned me very much.

I say this from a position of representing 6 universities of more than 80,000 students, but I am quite critical of those institutions too because they are not really training these people today for a job, to perform part of a necessary service in this society of ours. I think you are, and I certainly congratulate you for it.

Dr. DENNARD. Thank you.

COURSE CREDITS READILY TRANSFERABLE WITHIN ACCREDITATION REGION

Part of that problem is also solved through our membership in the Middle States Accrediting Association. Those colleges within Middle States tend to accept the credits to a greater degree than those outside of this particular association.

The interchange between North Central or the Western States, or the Southern Association for an institution that is regionally accredited is that they would review each of the courses in that context.

Mr. MYERS. Thank you, Dr. Dennard.

Mr. NATCHER. Mr. Burlison?

Mr. BURLISON. Dr. Dennard, you are a very articulate spokesman and I commend you on the presentation you have made.

Your institution is certainly a vital one for this community.

I share the concerns that my friend from Indiana has expressed with regard to the lack of importance that many of us place on technical education.

SIX PROGRAMS OFFERED BY WTI

I note that you have six different departments of education within your institution. What are those six departments, or functions?

Dr. DENNARD. We refer to these six programs as three primary functions of (1) instruction, (2) organized research, and (3) public service, and the three secondary support functions, which are (4) academic support, (5) student support, and (6) institutewide support.

Instruction represents the full-time students who are enrolled in classroom instruction. Organized research includes our participation in grant activities to do research and development, either in conjunction with manpower programs, or concrete materials testing, or things of that nature.

In public service we provide a career development class, or classes, that are ongoing for persons already employed in government or private industry, as well as our agricultural extension-type activity.

The academic support, which is the fourth area, represents the library, media support, and we identify that as a discrete group.

The fifth group, of course, is the student services which includes the counseling function, admissions and registration, and the sixth program is the institutewide support of fiscal operations, management operations, data processing, executive management.

ACADEMIC COURSES OFFERED

Mr. BURLISON. Does your course of study include any academic subjects, or is it strictly and purely technical and vocational?

Dr. DENNARD. It includes academic subjects in the sense of the liberal arts. At least one-third of all of the courses that we offer are in the academic or liberal arts area.

95-872 O - 73 - pt. 2 -- 36

Our curriculum in aerospace, for example, includes air traffic control, aviation administration, and aviation maintenance, but that is built on a base of mathematics, language, social sciences, and physical science.

NUMBER OF FULL-TIME STUDENTS

Mr. BURLISON. How many students do you have?

Dr. DENNARD. There are 3,640 students enrolled.

Mr. BURLISON. How many of those would you consider full-time students?

Dr. DENNARD. We try to base this on an 80/20 basis, 80 percent enrolled full-time and by that we mean they are enrolled in at least 12 credit hours of instruction.

RESIDENCY AND ADMISSION REQUIREMENTS

Mr. BURLISON. Are all of your students from the city?

Dr. DENNARD. Approximately 88 to 90 percent represent residents of the District of Columbia.

Mr. BURLISON. Is there any difference in the admission requirements for those living in the city and those who are outside the city?

Dr. DENNARD. Only in terms of the tuition cost.

Mr. BURLISON. Do the city residents have any tuition cost?

Dr. DENNAR. They pay a minimal tuition of $75 per academic term.

Mr. BURLISON. This is for the city residents?

Dr. DENNARD. Yes.

Mr. BURLISON. How about those outside the city?

Dr. DENNARD. They pay three times as much.

Mr. BURLISON. What percentage of your students are from outside the city?

Dr. DENNARD. The present profile on the student body says that 93.8 percent of the students are from the District of Columbia, 4.3 percent from the State of Maryland, 1.5 percent from the State of Virginia, and four-tenths of 1 percent outside of that area.

ACADEMIC SCHOOL DROPOUTS AND TECHNICAL EDUCATION

Mr. BURLISON. Have you any records or any breakdowns on what percentage, if any, of your student body are academic school dropouts?

Dr. DENNARD. I doubt if we would have that kind of data.

Mr. BURLISON. I would doubt that you would too. What would be your judgment on that? Perhaps that is too intangible as a question, but I would be interested in knowing your feeling on that issue.

Dr. DENNARD. Perhaps if I could place into context how we perceive the idea of an institution that is vocational in objective and technical in its content, and in its application, it might sharpen what we perceive as the Technical Institute.

We have tried to say to ourselves that the thing that makes education vocational is its specificity and its limits on generalization. We have attempted to design a curriculum of standard collegiate courses in aerospace, in the allied health sciences, including nursing, which is accredited by the National League of Nursing Association for the preparation of X-ray technology, inhalation therapy, biomedical and

the like. In the engineering technologies, civil, electrical, mechanical, industrial, computer sciences and the like, what we consider the vocational process is how we organize the curricula so that the student learns problem identification and learns a problem solving process that he can apply, and whether it is in the design of an ashtray or the fabrication of an ashtray or the marketing of it or the distribution of it, the process is the same: trying to come to grips with what we mean by the problem solving approach and organizing ourselves to move in that way.

Mr. BURLISON. Thank you, Mr. Chairman.

ACADEMIC SUPPORT (SEE P. 536)

Mr. NATCHER. Now, Dr. Dennard, we will take up next academic support where you request an increase of $34,400 and three new positions.

Are any one of the three necessary, Doctor?

Dr. DENNARD. Each, Mr. Chairman.

Mr. NATCHER. Go right ahead, Doctor.

Dr. DENNARD. In addition to those three positions, Mr. Chairman, we have two positions——

Mr. NATCHER. For your academic support program you have your librarian. What are you requesting, three there?

Dr. DENNARD. Three.

Mr. NATCHER. One library.

Dr. DENNARD. One counseling position to work in that support area, and three clerical.

Mr. NATCHER. Now, let's see. On page GE–25, Doctor, you show your librarian, your media technician, and your clerk. Are these the three that come under your acadamedic support program?

Dr. DENNARD. That is correct.

Mr. NATCHER. Now, Dr. Dennard, your librarian would be a GS–11 and the salary is $13,996.

MEDIA TECHNICIAN

What do you mean by media technician, Doctor?

Dr. DENNARD. We have our Instructional Resources Center divided into a library of printed books and then a media center which includes audiovisual materials. We make our own film strips and make our own film. The media technician is a professional who works in the photographic and media production side.

Mr. NATCHER. Now, Doctor, do you have anyone in this capacity at the present time? As far as technicians are concerned, who perform this duty?

Dr. DENNARD. I believe there are two such persons, Mr. Chairman.

Mr. NATCHER. This would make a total of three.

Dr. DENNARD. I believe that is correct.

Mr. NATCHER. Then your GS–6 clerk. Then you have a small item for supplies and materials, a little over $4,100. Is this necessary, Doctor?

Dr. DENNARD. Absolutely essential, Mr. Chairman.

Mr. NATCHER. Mr. Myers?

Mr. MYERS. No questions, sir.
Mr. NATCHER. Mr. Coughlin?
Mr. COUGHLIN. No questions, Mr. Chairman.

STUDENT SERVICES (SEE P. 537)

Mr. NATCHER. Now we take up "Student Services" where you are requesting an increase of $41,900 and four new positions.
What have we here, Dr. Dennard?
Dr. DENNARD. Mr. Chairman, three of the positions would be counseling-type positions and one position would be clerical.

DEVELOPMENTAL ADVISERS

Mr. NATCHER. You have three developmental advisers. What do we have now as far as developmental advisers are concerned, Dr. Dennard?
Dr. DENNARD. These are counseling positions that work in the admissions process, registration, cost-advising, placement functions and there is a need for three additional persons in that area and one clerical support position. The three positions cost $39,570. It is an average of about $14,100 for the three positions, and the one clerical position, the equivalent of a GS–5. The equivalent of a GS–6.
Mr. NATCHER. Mr. Myers?
Mr. MYERS. Thank you, Mr. Chairman.
I have a few questions concerning some of the operating expenditures rather than the personnel.

STUDENT HEALTH SERVICES

Under "Other Operating Expenses," you show $121,000 for other services and last year you also had $121,000. What would this include?
Dr. DENNARD. That covers the student health services. Instead of having the conventional infirmary, normally on campus, that covers the cost of the health services that are provided, a nurse and physician during the day, a nurse during the evening, we cost that out by contracting for the service with the District of Columbia Public Health Department. The sum total of that is $121,000.
That enables us to have on board at all times to meet any kind of student emergency relative to any accident that might occur in the laboratory, as well as the normal examination process that occurs at the beginning of the school year.
Mr. MYERS. It would be cheaper for you to take out insurance on the students. Your expenses for student health services runs $30 per student. Our students get $20 to cover everything. You are paying between $30 and $40 per student for the same service.
Dr. DENNARD. This provides in addition an ongoing service.
Mr. MYERS. You have someone on campus all the time in case somebody saws a finger off?
Dr. DENNARD. That is correct. We have a facility on board. We are a commuter institute rather than dormitory based. This provides a health services unit.

STAFFING OF HEALTH SERVICES UNIT

Mr. MYERS. Do you have a contract then with a hospital or some agency to provide this service?

Dr. DENNARD. Yes, who supply the personnel for the service; that is correct.

Mr. MYERS. What agency is that?

Dr. DENNARD. The District of Columbia Department of Public Health.

Mr. MYERS. You pay them for sending somebody over. How many people do they have on campus?

Dr. DENNARD. I believe it is a staff of about six, I believe.

Mr. MYERS. Is there a physician there?

Dr. DENNARD. A full-time physician is provided. A full-time registered nurse during the day; a full-time registered nurse during the evening. We operate from 7 in the morning until 11 o'clock at night. This assures that we have an adequacy of health support services for the entire environment.

STUDENT ASSEMBLIES AND SPEAKERS

Mr. MYERS. You have student activities including student assemblies. Do you hire people to come in and talk to the students at student assemblies? Do you pay lecturers?

Dr. DENNARD. Absolutely not. Occasionally an honorarium might be provided for a commencement speaker.

Mr. MYERS. I am in favor of that, but paying some of these people to stir up trouble I am not in favor of.

GRANTS AND SUBSIDIES

Under "Grants and subsidies," you have $414,000. What would that include? That's on page GE–28–1.

Dr. DENNARD. The grants and subsidies includes the Institute's share of the matching funds on an 80/20 basis, for participating in the college work/study program of the Office of Education. It also provides additional work-study support in the Institute's budget. It provides for a small scholarship program for bright young students graduating from the District of Columbia public schools system who would not be attending a post-secondary experience, without financial aid.

It is our matching portion for the national defense student loan program.

Mr. MYERS. Actually all of this would be from one pocket into another pocket within your own institution?

Dr. DENNARD. That is correct.

Mr. MYERS. It is a bookkeeping entry, rather than an actual——

Dr. DENNARD. Essentially a bookkeeping entry, separated into the varying kinds of student support.

Mr. MYERS. But it is all student support, coming back to you?

Dr. DENNARD. Exclusively. It is exclusively support, fiscal support for student assistance, either in work study, student loans, or FICA relationships.

Mr. MYERS. But it is all internal?
Dr. DENNARD. Yes, sir.
Mr. MYERS. Thank you.
Mr. NATCHER. Mr. Coughlin?
Mr. COUGHLIN. No questions, Mr. Chairman.

INSTITUTIONAL SUPPORT (SEE P. 538)

Mr. NATCHER. We take up next "Institutional support" where you request an increase of $57,400 and three new positions. Explain this increase to us, please.
Dr. DENNARD. Mr. Chairman, the three new positions include two developmental advisers and one clerical position.
Mr. NATCHER. Are both of them necessary, Doctor?
Dr. DENNARD. Absolutely essential, Mr. Chairman.

TRAVEL FOR BOARD OF VOCATIONAL EDUCATION

Mr. NATCHER. How about the $6,000 for Board travel? Could you make that $600, Doctor?
Dr. DENNARD. It would be very difficult.
Mr. NATCHER. As for the Board, where are we sending them to, Doctor? Not Timbuktu or any place like that?
Dr. DENNARD. We are bringing them in. Our Board is appointed by the President and they come from the States of California, Georgia, North Carolina, and the like, and the average cost for tourist fare, air fare round-trip, it averages roughly slightly less than $1,000 per month.
Mr. NATCHER. Doctor, what do you have in your base now for Board travel? This is an increase of $6,000. What is your base?
Dr. DENNARD. We have $6,000 in the base.
Mr. NATCHER. You feel it should be doubled all of a sudden?
Dr. DENNARD. Mr. Chairman, we had an adequate base prior to fiscal year 1973 and I think we lost the travel in our base because I don't think we had adequately justified this particular item in terms of the need for maintaining funds to bring the Board to attend meetings.

APPOINTMENT AND MEMBERSHIP OF BOARD

Mr. NATCHER. Your Board is appointed by the President?
Dr. DENNARD. That is correct.
Mr. NATCHER. The Board for the Federal City College and the D.C. Teachers College is appointed by the Commissioner?
Dr. DENNARD. That is correct.
Mr. NATCHER. Your Board now consists of people who do live outside of the metropolitan area in other States?
Dr. DENNARD. That is correct. Two are from California.
Mr. NATCHER. Two of your Board members are from California?
Dr. DENNARD. And the chairman comes from Atlanta.
Mr. NATCHER. How many are on your Board, Doctor?
Dr. DENNARD. There are nine members.
Mr. NATCHER. All appointed by the President, serving terms consisting of how many years?

Dr. DENNARD. Three-year terms.
Mr. NATCHER. Staggered terms?
Dr. DENNARD. That is correct.

TOTAL ESTIMATE FOR BOARD TRAVEL

Mr. NATCHER. You lost your base. In other words, if this $6,000 is approved, Doctor, would you have $6,000 or $12,000?
Dr. DENNARD. We would then have $12,000 in the total line item.
Mr. NATCHER. You do have $6,000 in your base?
Dr. DENNARD. That is correct.

OTHER TRAVEL EXPENSES

Mr. NATCHER. Now, Doctor, you have also an item here of $800 for travel. That does not pertain to the Board?
Dr. DENNARD. It does not.
Mr. NATCHER. What is that travel, Doctor?
Dr. DENNARD. That provides opportunity for selected faculty members to participate in local professional meetings associated with their disciplines.
Mr. NATCHER. How much do you have in the base for this particular travel?
Dr. DENNARD. I am sorry, Mr. Chairman.
The question was how much is in the base already and I didn't see it specifically on that line, but the justification for $800 is to provide for travel on the part of faculty members to the various hospitals and other areas where clinical relationships exist for students and nursing, inhalation therapy and the right to go to and fro and coordinate what is going on.
Mr. NATCHER. You feel this is necessary?
Dr. DENNARD. Indeed.

INCREASES FOR SERVICES, SUPPLIES AND EQUIPMENT

Mr. NATCHER. You have other services, supplies and materials, and equipment. It is not large. You have $6,400, another $6,600, and $4,000. All necessary, Doctor?
Dr. DENNARD. Just for reproduction of administrative manuals and parking stickers for vehicle bumpers, and forms and the like.
Mr. NATCHER. You feel all three of those items are necessary?
Dr. DENNARD. Indeed.
Mr. NATCHER. Mr. Myers.

INCREASE IN OTHER SERVICES FOR MAINTENANCE

Mr. MYERS. Dr. Dennard, you have an item here "other services" which has gone up substantially in the past year. In fact, it has increased, it appears, something like 15 percent. What would be the reason for this category increasing so dramatically?
Dr. DENNARD. This is a rather substantial increase. Something like $113,000 increase this year, from last year. I am sorry. From 1972, it is an increase of $113,000.
Mr. MYERS. What would these other services be?

Dr. DENNARD. Other services really represents the maintenance and operation of the facility.

Mr. MYERS. Do you contract that out?

Dr. DENNARD. That is correct.

Mr. MYERS. Is that maintenance as well as janitorial?

Dr. DENNARD. It includes the maintenance of buildings, grounds, and the like. I was just trying to see the basic difference between the levels of increase.

Mr. MYERS. What would be your largest item or two in this figure?

Dr. DENNARD. The largest single item within that group would be $566,000, which would cover maintenance and operations alone.

Mr. MYERS. That is contracted out to an agency or to a firm, is that correct?

Dr. DENNARD. That is correct.

Mr. MYERS. Who is that firm?

Dr. DENNARD. It is really not a firm. It is a unit of the District Government. It is the General Services Shop of the District of Columbia Government, and calculated on a per square foot basis. We determine the square footage cost of maintaining a staff to clean the buildings, maintain the buildings and the grounds as well.

The remainder of the funds include contractual services for maintaining elevators. The president's administrative fund of $3,000 is included in the $792,000, and the staff improvement fund at $26,000.

CONSULTANT FEES

Consultant fees, which roughly comes to $50,000.

Mr. MYERS. What kind of consultation do you have?

Dr. DENNARD. From time to time, in new program development, we may call on experts in the field to give us a hand, helping to conceptualize an activity or refining one. We do some program development in water resources and concrete materials testing and the like. Sometimes we need to pull the context of a program together and refine it before we are able to implement it. Especially as it relates to new programs, and this would be done by drawing on expertise in that regard.

VANDALISM

Mr. MYERS. What about vandalism and malicious destruction of property? Do you have much of a problem in this respect?

Dr. DENNARD. Vandalism is almost nonexistent. Malicious destruction of property, we don't have that kind of experience. It doesn't represent a problem in our operation at all.

Mr. MYERS. I am sorry I haven't been to visit your institution. I shall try to correct that.

EQUIPMENT

What type of equipment do you have and who owns the equipment?

Dr. DENNARD. We have a very extensive equipment structure. In effect, we operate some 28 distinct laboratories that range from machine tool laboratories to a 40,000 square foot hangar at National Airport.

LOCATION OF CAMPUS

Mr. MYERS. Is your campus spread out over the——

Dr. DENNARD. I started a few minutes ago trying to identify what the institute really is. We occupy the former site of the National Bureau of Standards, and then we utilize space at National Airport for aeropace activites. The equipment holdings there that we picked up from the national industrial equipment reserve and that we purchased ourselves, and the like, is in excess of $1 million in that one curricular area.

EQUIPMENT UNDER NATIONAL DEFENSE LOAN

Mr. MYERS. Do you have any equipment under the National Defense Loan program that is subject now to some controversy between the General Services Administration and the Department of Defense as to who should maintain it? You have none of that equipment?

Dr. DENNARD. No.

Mr. MYERS. Many high schools, particularly, throughout the country do have these on loan. You have none of this type of equipment so you are not involved?

Dr. DENNARD. We have such equipment, but it was not procured through that process.

Mr. MYERS. Do you mean there is a better way? I would like to learn what it is. You own it in fee simple then?

Dr. DENNARD. Precisely.

Mr. MYERS. How did you do that? I would like to tell my universities and high schools how to do it.

Dr. DENNARD. It is a part of the uniqueness of our identity as part of the District of Columbia.

Mr. MYERS. Thank you, Mr. Chairman.

CAPITAL IMPROVEMENTS—PERMANENT CAMPUS

Mr. MCEWEN (presiding). Let's take up your Capital Improvement program where you are requesting $3,136,000 for construction services for fiscal year 1974 for a permanent campus. The total estimated cost of the project is $47,300,000. At this point, we will insert the justification material.

[The justification material follows:]

1974-1979
CAPITAL IMPROVEMENTS PROGRAM SUMMARY
(dollars in thousands)

FORM OBPM 10 (Rev. 4/24/72)

Date of Preparation February 28, 1973

Fund General

Page	Priority	Project Number	Project Title	Service Area	Estimated Total Project Cost	Prior Appropriations	Capital Budget Request 1974	Program Estimate FY 1975	FY 1976	FY 1977	FY 1978	FY 1979	Estimate Beyond Program Period
GD-CAP-2		GD-20	Permanent Campus-Washington Technical Institute, Phase II	8	$47,300.0		CS 3,136.0	CS1,164.0 C43,000.0					
			Total.....		47,300.0		3,136.0	44,164.0					

Agency Washington Technical Institute

For each project indicated in FY 1974 through the beyond column indicate before the amount of funding: PS (preliminary survey), S (site), CS (construction services), C (construction), and E (equipment).

FORM OBFM 7 (Rev. 4/22/72)

CAPITAL IMPROVEMENTS PROJECT SCHEDULE
FISCAL YEARS 1974-1979
(dollars in thousands)

Date of Preparation 2/16/73

Fund General

Project Number: GD-20
Project Title: Campus Development WTI - Phase II
Project Location: Connecticut Avenue and Van Ness St., N. W.

Square & Lot Numbers:

Community Services Area No. 8

Capacity of Facility: 500,000 sq. ft.

Agency Priority: 1
Estimated Occupancy Date: N/A
Month January Year 1977

Replacement ☐ New ☒
Expansion ☒ Modernization ☐

Model Cities Area: ☐ Yes ☒ No

Urban Renewal Area: No
Credit % .....

Estimated Operating Budget Costs

	Current	1st Year	2d Year
Maintenance .			
Program	8,800.0	10,200.0	11,000.0
Federal Grant			
Total	8,800.0	10,200.0	11,000.0

Relocation Data
Families .....
Individuals .. None
Businesses ...
Other .....

Federal Grant Funds
Grantor .... None

Federal % ..

Capital Improvements Project Estimate	Estimated Total Project Cost	Prior Appropriations	Unobligated Balance	Appropriation Request FY 1974	Program Estimate FY 1975	FY 1976	FY 1977	FY 1978	FY 1979	Estimate Beyond Program Period
Prel. Surv...				----	----					
Site.....				----	----					
Cons. Serv...	4,300.0			3,136.0	1,164.0					
Construction	43,000.0			----	43,000.0					
Equipment....				----	----					
Total	47,300.0			3,136.0	44,164.0					

PROJECT JUSTIFICATION:

The Washington Technical Institute was established in 1966 under enabling legislation PL 89-791 to provide post-secondary career educational opportunities for the citizens of the District of Columbia. The Institute initiated its operations in temporary facilities located on the southern portion of the old Bureau of Standards site at Connecticut Avenue and Van Ness Street. Working in close liaison

SCOPE OF WORK OUTLINE:

Requested funds will provide architectural and engineering services to prepare contract documents; i. e., plans, specifications, etc. for facilities related to the Institute's educational mission. Specifically, all plans will be developed around facilities included in the approved master plan.

Agency Washington Technical Institute

Justification (Continued)

with the Executive Office, the National Capital Planning Commission and an inter-agency task force, a permanent site location was selected after carefully analyzing 14 sites throughout the District of Columbia. The location is immediately north of the existing site and consists of 21.8 acres, for which transfer of jurisdiction has been granted to the Board of Trustees and the District of Columbia for the development of facilities on which to execute its programs.

The Board of Trustees has, using a systematic and controlled approach: (1) analyzed the potential student demands, (2) the job market within the SMSA and (3) developed a master plan with an objective of providing career opportunities for 1% of the District's population, or 8,000 FTE/per year students by 1977.

Comprehensive master plan studies have been developed to take advantage of the topography of this attractive 21.8 acre site, and, further, to analyze circulation, landscaping, building organization and environmental impact. These studies have been completed and approved by the NCPC and the Fine Arts Commission. In 1972 the initial funding for the Institute's facilities was appropriated in the amount of $13.7 million to initiate construction. The current schedule projects that the facilities developed with this funding will be occupied in June of 1974 and will provide approximately 260,000 gross square feet of facilities for technically related education.

The land currently occupied by the Washington Technical Institute campus has been legislated for an International Center and the development of chanceries and facilities for the Organization of American States, PL 90-553.

Scope of Work (Continued)

Buildings and facilities for which plans will be provided are IRC, completion of the engineering building, the environmental services building, business administration, allied health, fine arts centers, the power plant. ancillary services per master plan. The above facilities will include provisions for landscaping, site utilities, site development, etc. All work will be initiated in FY 1974 and completed prior to FY 1975.

Agency Washington Technical Institute

Dr. DENNARD. I have introduced Mr. George L. P. Weaver, Chairman of our Budget and Finance Committee of our Board. I would appreciate it if he could make a statement at this point.

MASTER PLAN FOR CAMPUS DEVELOPMENT

Mr. WEAVER. One of the major preoccupations of the Board is the development, of course, of the campus and being able to maintain the schedule we have set out for ourselves, where we have consulted with the community groups and secured their cooperation and approval, as well as the various District agencies that are required.

From 1968 to the present we have developed, as has been indicated, a temporary campus at the former site of the Bureau of Standards at Connecticut Avenue and Van Ness Street. And largely with the help of the leadership of this committee, we have proceeded to develop a master plan and have secured funding for the first phase development of three buildings for which concrete has already been poured. These buildings will house, according to the schedule, if we are able to comply with it in 1974, a major portion of the present projected enrollment.

ARCHITECTURAL SERVICES

In our fiscal year 1973 request for capital funds, of course, we shared in the constraints of the District's revenue difficulty and we were denied funds requested for continuity of construction, but we are here today to request the inclusion of the phase 2 capital requests of $3.136 million for the continued development of our physical facilities.

This is greatly needed to provide architectural services. In fiscal year 1974 this is critical for the continuity of our facilities for substantive as well as practical reasons. Of course, the substantive reason is being able to maintain our schedule and in practical terms we are very, very sensitive to the needs of the community and we shudder at the thought of not being able to complete our schedule, or maintain our schedule. We would then find ourselves in the most difficult position of not only the inconvenience and discomfort of the students, but also for the neighborhood. We believe it is absolutely essential that this fund be granted in order that we can maintain the continuity and then come back next year for the additional funding that is needed to continue to maintain an orderly schedule of construction.

METRO STATION

This is a rather heavily traveled area which will involve the campus development moving contiguously with the development of the subway system, and we would like to—in fact, we feel an obsession, the need to continue an orderly development of our campus along with the development of the subway and the rest of the community.

Mr. MCEWEN. When does Metro plan to have the subway open to the point of your campus?

Dr. DENNARD. The summer of 1976. We are approximately 26 months ahead of their schedule in our first phase facilities.

Mr. MCEWEN. Metro is planning to get part of the subway system in operation by the end of next year; however, the station near your campus won't be ready until 1976?

Dr. DENNARD. At the Van Ness Station, that is correct.

Mr. WEAVER. I had just about concluded the statement I wanted to make.

ADHERENCE TO SCHEDULE

I wanted to transmit to the committee the preoccupation of the Board in maintaining our schedule. Our Board considers this matter extremely serious and I think this has been a Board that has functioned only in the interest of trying to assure that the level of institutional capability in fact serves the needs of the city, and it is our considered judgment that this project has the validity and the viability to receive the same kind of priority consideration from this committee.

Mr. MCEWEN. You are asking for $3,136,000 for construction services in this next fiscal year?

Mr. WEAVER. That is right.

Mr. MCEWEN. All of that is needed?

Mr. WEAVER. All of that is needed for the architectural services for phase 2 of our construction program.

CONSTRUCTION FUNDS

Mr. MCEWEN. Now, I notice that you indicate that in fiscal year 1975 you will be asking for $43 million for construction. Would that all be in 1 year?

Mr. WEAVER. Yes.

Mr. MCEWEN. You contemplate spending this all in 1 year?

Dr. DENNARD. We are using the fast tracking method.

Mr. MYERS. The what?

Dr. DENNARD. We are using a construction manager or fast track method in our construction. Based on our best information we do not think we would have any difficulty in obligating that level of support. What we are doing in the first phase is to package each component of the construction, for instance, the pilings, the substructure, et cetera, then we let each contract separately so that while the superstructure or next feature, is being designed, the substructures are being moved immediately into the construction process.

AWARD OF FIRST CONSTRUCTION CONTRACT

Mr. MCEWEN. When do you plan to be ready to let your first construction contract?

Dr. DENNARD. We are asking now for phase 2 architecturals and if we look at our own projected schedule of roughly 12 months of architectural and engineering services, then we would be ready about July of 1974 to let construction contracts.

Mr. MCEWEN. Of this year.

Dr. DENNARD. The following year. We would be ready in fiscal year 1975. Just as soon as the fiscal year begins.

Mr. MCEWEN. You mean the summer of 1974?

Dr. DENNARD. That is correct. If we could move off by July 1, 1973, with A. & E. funds, we would be ready by July or the middle of August of 1974, fiscal year 1975, to begin letting the construction contracts.

We have placed before you a master plan of the campus itself, showing in the red what is now under construction. Yes, it is in the red.

Mr. McEwen. This is the phase I overlay?

Dr. Dennard. That is correct.

Phase I is in the red.

Mr. McEwen. When you say "in the red," you are referring to the color code?

Dr. Dennard. Yes, the color coding. The red shows phase I, the three buildings now under construction. Phase 2 shown in the blue represents, the portion for which we are now requesting funds for architectural service, and the out-year requirement in fiscal year 1975 would be to build the remainder of the buildings.

BUILDINGS PRESENTLY ON SITE

Mr. Myers. Dr. Dennard, what is on this site now?

Dr. Dennard. Let's return to the photograph showing the actual site, the aerial view shown on page 14.

The buildings within the brown lines are those which were on the site when we assumed control.

Mr. Myers. The proposed area.

Dr. Dennard. The one to the left on page 14. We have gone through the demolition process for some of these buildings. This was the site of Harry Diamond Laboratories which is now being relocated at White Oaks.

Mr. Myers. Connecticut Avenue is on the right, isn't it?

Dr. Dennard. Yes, on the right. We have completed the demolition of the major complex that is there facing Van Ness Street. We are proceeding left, westward, to complete the demolition up to the brown line on the left and proceeding up Connecticut Avenue to complete the demolition of the major buildings out of funds made available from fiscal year 1972.

Mr. Myers. What type buildings are those that you are tearing down?

Dr. Dennard. These were essentially testing buildings.

Mr. Myers. How old?

Dr. Dennard. The newest building in this complex was constructed around 1903. They were load-bearing structures, with walls ranging to 48 inches in thickness.

Mr. Myers. There was no possibility of salvaging any of those?

Dr. Dennard. We tried that and determined that the cost for renovating those spaces was of such great magnitude that GSA, along with independent consultants, recommended to us and to the committee that it would be cheaper both in the short term as well as in the longer term to demolish the buildings and start anew.

EVACUATION OF EXISTING LOCATION

Mr. Myers. Your existing location now has been zoned for an international center?

Dr. Dennard. That is correct.

Mr. Myers. How soon must you be out of the existing site to make it available for the international center?

Dr. Dennard. Our present agreement with the Department of State and with GSA is that we would evacuate roughly 70 percent of the facilities that we are in in the latter part of the summer of 1974.

Mr. MYERS. You are not going to be able to do that, are you?

Dr. DENNARD. We are on a "no nonsense" schedule at the moment to get these first three buildings completed in order to relocate, and we are having to design these first three buildings both for interim use, as well as for permanent use. To the extent we can move immediately into phase 2, then the transition would be orderly without unnecessary interruption of the educational program in making that transition.

One of the real constraints, of course, in phase 2, is trying to move the boiler plant and maintain the gas services and the like while we are making the transition.

The time is tight, but it is possible.

Mr. MYERS. What type of fuel do you use in your boiler plant?

Dr. DENNARD. The service now provided by General Services Administration is gas-fired.

Mr. MYERS. Will this be gas-fired?

Dr. DENNARD. We have requested permission to transfer the present service to the new campus.

COORDINATION WITH NEW INTERNATIONAL CENTER

Mr. MYERS. Will there be any use of the new international center by your institute? Will you be able to work together?

Dr. DENNARD. Facilities for the international center. The land will be made available to foreign countries on a fee simple basis, and the rate of speed at which they will build has not been definitized. For this reason, we really can't say from the facilities point of view. In terms of proximity, it would just be a fantastic opportunity for the developing countries, if any are there, to be located for our student studying economics, finance, and the like, to have a live laboratory capability where they can just go next door and talk to people from other countries about balance of payments, production requirements, and the like.

Mr. MYERS. Thank you.

Mr. MCEWEN. Mr. Coughlin.

SITE AND DEMOLITION FUNDS

Mr. COUGHLIN. You have already acquired the site, and there is no money in here for demolition.

Dr. DENNARD. No site acquisition, no demolition in this request.

Mr. COUGHLIN. Why does that not appear?

Dr. DENNARD. The committee made those funds available for phase 1 in fiscal year 1972.

Mr. COUGHLIN. And all the demolition funds are already committed? The demolition is not completed?

Dr. DENNARD. It has not been completed. We have one contract where bids will be opened after the 17th of this month.

Mr. COUGHLIN. There is no funding shown in here for the phase 1 construction presently underway.

Dr. DENNARD. That is correct. That was covered in fiscal year 1972.

PHASE 2 CONSTRUCTION FUNDING

Mr. COUGHLIN. All the funding shown here is for phase 2 construction.

Dr. DENNARD. Only for phase 2 construction services, architectural, and engineering services.

Mr. COUGHLIN. $44 million is the funding to accomplish the entire phase 2?

Dr. DENNARD. In fiscal year 1975, that is correct. Based on our best projections to date of the construction costs.

Mr. COUGHLIN. You would obligate all of that in the single year?

Dr. DENNARD. We would see no difficulty in the obligating of those dollars in fiscal year 1975. If our architectural and engineering services are complete—and there is no reason for us to question that completion if we are funded by July 1, 1973—then we would be able to obligate the balance in 1974.

Mr. MYERS. Dr. Dennard, I want to congratulate you for the very fine job you have done today. You have done an excellent job in presenting your views, as well as the position of the Washington Technical Institute. I want to congratulate you for a job you have done very well. The institute is in good hands. I mean that very sincerely.

Dr. DENNARD. Thank you. I welcome each of you to just come and walk through the institute's campus to see what is going on, at your earliest convenience.

Mr. MCEWEN. Thank you, Dr. Dennard. The committee will adjourn until 10 o'clock tomorrow morning.

95-872 O - 73 - pt. 2 -- 37

FRIDAY, MAY 11, 1973.

RECREATION

WITNESSES

JOSEPH H. COLE, DIRECTOR
ROBERT J. FLEMING, ADMINISTRATIVE OFFICER
MRS. FRANCES GREEN, DEPUTY ADMINISTRATIVE OFFICER
LAWRENCE C. LEMMON, DIRECTOR OF DESIGN AND DEVELOPMENT
JULIUS DICKERSON, ASSISTANT DIRECTOR OF DESIGN AND EQUIPMENT
SAM D. STAROBIN, DIRECTOR, DEPARTMENT OF GENERAL SERVICES
ROY BUHL, CHIEF, PROJECT MANAGEMENT TEAM, DEPARTMENT OF GENERAL SERVICES

Mr. NATCHER. The committee will come to order. We take up at this time the Recreation Department, where the amount requested is $14.3 million and 779 permanent positions. This represents an increase of $940,600 in the adjusted base and 19 additional positions. At this point, we will insert the budget table and the justification material in the record.

[The table and justification material follow:]

[In thousands of dollars]

Agency	Actual fiscal year 1972	Estimated, fiscal year 1973	Requested, fiscal year 1974
Total operating funds:			
Recreation	[1] 13,156.7	[1] 15,006.4	[1] 14,452.5
District of Columbia funds	12,892.0	13,829.0	[2] 14,300.0
Grants	229.7	1,064.4	[3] 39.5
Total capital funds:			
Recreation	7,579.2	2,532.3	6,146.2
District of Columbia funds	7,579.2	2,532.3	5,157.3
Grants		2,532.3	988.9

[1] Includes non-District reimbursements.
[2] Includes revenue sharing funds.
[3] Federal grant estimates assume the contribution of current grant programs.

DISTRICT OF COLUMBIA GOVERNMENT		SCHEDULE 1		
AGENCY: D. C. Department of Recreation	CATEGORY: Agency	SUBCATEGORY:	BUDGET UNIT:	CODE: HA

FINANCIAL SUMMARY

Resource Category	Description		Past Year FY 1972 Obligations	Current Year FY 1973 Allotment	Budget Year FY 1974 Adjusted Base	Budget Year FY 1974 Increase	Budget Year FY 1974 Request	Recommended
OPERATING	D.C. FUNDS		12,867.7	13,829.0	13,359.4	305.1	13,664.5	
	REVENUE SHARING FUNDS		...	...	...	635.5	635.5	
	FEDERAL GRANTS		223.6	1,057.9	33.0	...	33.0	
	OTHER		6.1	6.5	6.5	...	6.5	
	REIMBURSEMENTS	District (non add)	(20.0)	(15.0)	(15.0)	...	(15.0)	
		Non-District	35.0	113.0	113.0	...	113.0	
	Total Operating		13,132.4	15,006.4	13,511.9	940.6	14,452.5	
CAPITAL IMPROVEMENTS	D.C. FUNDS		3,627.7	...	...	5,157.3	5,157.3	
	REVENUE SHARING FUNDS		...	...	...	...	...	
	FEDERAL GRANTS		...	2,532.3	988.9	...	988.9	
	Total Capital Improvements		3,627.7	2,532.3	988.9	5,157.3	6,146.2	

MANPOWER SUMMARY

D.C. POSITIONS	AUTHORIZED PERMANENT	683	760	760	19	779	
	• Full Time	(683)	(760)	(760)	(19)	(779)	
	• Part Time	...	...	...	...	...	
	TEMPORARY	620*	717*	688*	...	688*	
REVENUE SHARING POSITIONS							
GRANT POSITIONS		151	151	6	...	6	
REIMBURSABLE POSITIONS		3	3	3	...	3	
*Available man-years in lump sum funding	GRAND TOTAL	1,457	1,631	1,457	19	1,476	

Revised 10/72

DISTRICT OF COLUMBIA GOVERNMENT	SCHEDULE 2
AGENCY: D. C. Department of Recreation	Summary - D. C. Funds and Revenue Sharing

DETAIL OF D.C. POSITIONS AND FUNDS

Description		Past Year Fy 19 72 Obligations	Current Year FY 1973 Allotment	Budget Year– FY 19 74 Adjusted Base	Budget Year– FY 19 74 Increase	Budget Year– FY 19 74 Request	Recommended
POSITIONS	POSITIONS AVAILABLE	683	760	760	19	779	
	POSITIONS FUNDED	661	651	646	13	659	
	POSITION LAPSE (percent)	3.2	14.3	15.0	31.6	15.4	

D.C. FUNDS	Operating	GENERAL	12,867.7	13,829.0	13,359.4	305.1	13,664.5	
			...	...	...	635.5	635.5	
		TOTAL OPERATING	12,867.7	13,829.0	13,359.4	940.6	14,300.0	
	Capital Improvements	GENERAL	3,627.7	...			5,157.3	
		TOTAL CAPITAL	3,627.7	...			5,157.3	
		TOTAL D.C. FUNDS	16,495.4	13,829.0			19,457.3	

DISTRICT OF COLUMBIA GOVERNMENT			SCHEDULE 3	
AGENCY: D. C. Department of Recreation	CATEGORY: Agency	CODE: HA	FUNDING SOURCE: Total Available Sources	Continuation Sheet Page 1 Of 4

OBJECT CLASS SUMMARY–OPERATING FUNDS

Object Classes		Past Year FY 1972 Obligations	Current Year FY 1973 Allotment	Budget Year FY 1974			Recommended
Expense Category	Title			Adjusted Base	Increase	Request	
PERSONAL SERVICES	PERMANENT POSITIONS AVAILABLE (non-add)	6,886.5	7,855.4	7,855.4	366.4	8,221.8	
	PERMANENT POSITIONS FUNDED	6,667.8	6,731.7	6,677.4	259.8	6,937.2	
	OTHER THAN PERMANENT POSITIONS FUNDED	3,848.0	4,970.2	4,153.4	424.3	4,577.7	
	OTHER PERSONNEL COMPENSATION	210.5	215.8	215.8	1.6	217.4	
	• Night Work Differential	(139.0)	(116.9)	(116.9)	(1.6)	(118.5)	
	• Holiday Pay	(8.2)	(19.0)	(19.0)	...	(19.0)	
	• Overtime Pay	(33.6)	(39.8)	(39.8)	...	(39.8)	
	• Standby	...	...	...	...	...	
	• Terminal Leave	(29.7)	(40.1)	(40.1)	...	(40.1)	
	•						
	TOTAL PERSONNEL COMPENSATION	10,726.3	11,917.7	11,046.6	685.7	11,732.3	
	PERSONNEL BENEFITS: civilian employees	763.3	960.2	818.4	54.0	872.4	
	BENEFITS FOR FORMER PERSONNEL	...	...	...	...	...	
	Total Personal Services	11,489.6	12,877.9	11,865.0	739.7	12,604.7	
OTHER OPERATING	TRAVEL AND TRANSPORTATION OF PERSONS	34.0	105.4	30.9	...	30.9	
	TRANSPORTATION OF THINGS	3.4	5.1	5.1	...	5.1	
	RENT, COMMUNICATIONS AND UTILITIES	285.9	311.7	311.7	9.9	321.6	
	PRINTING AND REPRODUCTION	12.3	20.0	20.0	...	20.0	
	OTHER SERVICES	505.5	633.7	429.2	115.0	544.2	
	SUPPLIES AND MATERIALS	559.7	641.0	508.0	9.8	517.8	
	EQUIPMENT TO BE CAPITALIZED	186.8	344.5	274.9	66.2	341.1	
	EQUIPMENT NOT TO BE CAPITALIZED	21.2	...	...	...	...	
	GRANTS AND SUBSIDIES	34.0	67.1	67.1	...	67.1	
	INSURANCE CLAIMS AND INDEMNITIES	...	...	...	...	...	
	REFUNDS	...	...	...	...	...	
	Total Other Operating	1,642.8	2,128.5	1,646.9	200.9	1,847.8	
	TOTAL OPERATING	13,132.4	15,006.4	13,511.9	940.6	14,452.5	

DISTRICT OF COLUMBIA GOVERNMENT			SCHEDULE 3	
AGENCY: D. C. Department of Recreation	CATEGORY: Agency	CODE: HA	FUNDING SOURCE: D. C. Funds	Continuation Sheet Page 2 Of 4

OBJECT CLASS SUMMARY–OPERATING FUNDS

Object Classes		Past Year FY 1972 Obligations	Current Year FY 1973 Allotment	Budget Year FY 1974			Recommended
Expense Category	Title			Adjusted Base	Increase	Request	
PERSONAL SERVICES	PERMANENT POSITIONS AVAILABLE (non-add)	6,886.5	7,855.4	7,855.4	177.3	8,032.7	
	PERMANENT POSITIONS FUNDED	6,667.8	6,731.7	6,677.4	129.8	6,807.2	
	OTHER THAN PERMANENT POSITIONS FUNDED	3,756.7	4,314.5	4,132.8	152.7	4,285.5	
	OTHER PERSONNEL COMPENSATION	210.5	215.8	215.8	...	215.8	
	• Night Work Differential	(139.0)	(116.9)	(116.9)	...	(116.9)	
	• Holiday Pay	(8.2)	(19.0)	(19.0)	...	(19.0)	
	• Overtime Pay	(33.6)	(39.8)	(39.8)	...	(39.8)	
	• Standby	...	...	...	...	...	
	• Terminal Leave	(29.7)	(40.1)	(40.1)	...	(40.1)	
	•						
	TOTAL PERSONNEL COMPENSATION	10,635.0	11,262.0	11,026.0	282.5	11,308.5	
	PERSONNEL BENEFITS: civilian employees	755.7	901.0	816.0	22.6	838.6	
	BENEFITS FOR FORMER PERSONNEL	...	...	...	...	...	
	Total Personal Services	11,390.7	12,163.0	11,842.0	305.1	12,147.1	
OTHER OPERATING	TRAVEL AND TRANSPORTATION OF PERSONS	31.3	28.1	28.1	...	28.1	
	TRANSPORTATION OF THINGS	3.4	5.1	5.1	...	5.1	
	RENT, COMMUNICATIONS AND UTILITIES	285.9	311.7	311.7	...	311.7	
	PRINTING AND REPRODUCTION	12.3	20.0	20.0	...	20.0	
	OTHER SERVICES	349.9	360.9	306.9	...	306.9	
	SUPPLIES AND MATERIALS	552.2	528.6	503.6	...	503.6	
	EQUIPMENT TO BE CAPITALIZED	186.8	344.5	274.9	...	274.9	
	EQUIPMENT NOT TO BE CAPITALIZED	21.2	...	...	...	...	
	GRANTS AND SUBSIDIES	34.0	67.1	67.1	...	67.1	
	INSURANCE CLAIMS AND INDEMNITIES	...	...	...	...	...	
	REFUNDS	...	...	...	...	...	
	Total Other Operating	1,477.0	1,666.0	1,517.4	...	1,517.4	
	TOTAL OPERATING	12,867.7	13,829.0	13,359.4	305.1	13,664.5	

DISTRICT OF COLUMBIA GOVERNMENT			SCHEDULE 3	
AGENCY: D. C. Department of Recreation	CATEGORY: Agency Summary	CODE: HA	FUNDING SOURCE: Revenue Sharing	Continuation Sheet Page 3 Of 4

OBJECT CLASS SUMMARY--OPERATING FUNDS

Object Classes		Past Year FY 1972 Obligations	Current Year FY 1973 Allotment	Budget Year FY 1974			Recommended
Expense Category	Title			Adjusted Base	Increase	Request	
PERSONAL SERVICES	PERMANENT POSITIONS AVAILABLE (non-add)				189.1	189.1	
	PERMANENT POSITIONS FUNDED	...	...	...	130.0	130.0	
	OTHER THAN PERMANENT POSITIONS FUNDED	...	...	...	271.6	271.6	
	OTHER PERSONNEL COMPENSATION	...	...	...	1.6	1.6	
	• Night Work Differential	...	...	...	(1.6)	(1.6)	
	• Holiday Pay	...	...	...	...	...	
	• Overtime Pay	...	...	...	...	...	
	• Standby	...	...	...	...	...	
	• Terminal Leave	...	...	...	...	...	
	•						
	TOTAL PERSONNEL COMPENSATION	...	...	...	403.2	403.2	
	PERSONNEL BENEFITS: civilian employees	...	...	...	31.4	31.4	
	BENEFITS FOR FORMER PERSONNEL	...	...	...	...	...	
	Total Personal Services	...	...	...	434.6	434.6	
OTHER OPERATING	TRAVEL AND TRANSPORTATION OF PERSONS	...	...	...	...	...	
	TRANSPORTATION OF THINGS	...	...	...	...	...	
	RENT, COMMUNICATIONS AND UTILITIES	...	...	...	9.9	9.9	
	PRINTING AND REPRODUCTION	...	...	...	...	...	
	OTHER SERVICES	...	...	...	115.0	115.0	
	SUPPLIES AND MATERIALS	...	...	...	9.8	9.8	
	EQUIPMENT TO BE CAPITALIZED	...	...	...	66.2	66.2	
	EQUIPMENT NOT TO BE CAPITALIZED	...	...	...	...	...	
	GRANTS AND SUBSIDIES	...	...	...	...	...	
	INSURANCE CLAIMS AND INDEMNITIES	...	...	...	...	...	
	REFUNDS	...	...	...	...	...	
	Total Other Operating	...	...	...	200.9	200.9	
	TOTAL OPERATING	...	...	...	635.5	635.5	

DISTRICT OF COLUMBIA GOVERNMENT			SCHEDULE 3	
AGENCY: D. C. Department of Recreation	CATEGORY: Agency	CODE: HA	FUNDING SOURCE: Federal Grants	Continuation Sheet Page 4 Of 4

OBJECT CLASS SUMMARY–OPERATING FUNDS

Object Classes		Past Year FY 1972 Obligations	Current Year FY 1973 Allotment	Budget Year FY 1974			Recommended
Expense Category	Title			Adjusted Base	Increase	Request	
PERSONAL SERVICES	PERMANENT POSITIONS AVAILABLE (non-add)	...	...	...	...	...	
	PERMANENT POSITIONS FUNDED	...	...	...	...	...	
	OTHER THAN PERMANENT POSITIONS FUNDED	91.3	655.7	20.6	...	20.6	
	OTHER PERSONNEL COMPENSATION	...	...	...	...	...	
	• Night Work Differential	...	...	...	...	...	
	• Holiday Pay	...	...	...	...	...	
	• Overtime Pay	...	...	...	...	...	
	• Standby	...	...	...	...	...	
	• Terminal Leave	...	...	...	...	...	
	•						
	TOTAL PERSONNEL COMPENSATION	91.3	655.7	20.6	...	20.6	
	PERSONNEL BENEFITS: civilian employees	7.6	59.2	2.4	...	2.4	
	BENEFITS FOR FORMER PERSONNEL	...	...	...	...	...	
	Total Personal Services	98.9	714.9	23.0	...	23.0	
OTHER OPERATING	TRAVEL AND TRANSPORTATION OF PERSONS	2.7	77.3	2.8	...	2.8	
	TRANSPORTATION OF THINGS	...	...	...	...	...	
	RENT, COMMUNICATIONS AND UTILITIES	...	...	...	...	...	
	PRINTING AND REPRODUCTION	...	...	...	...	...	
	OTHER SERVICES	114.5	153.3	2.8	...	2.8	
	SUPPLIES AND MATERIALS	7.5	112.4	4.4	...	4.4	
	EQUIPMENT TO BE CAPITALIZED	...	...	...	...	...	
	EQUIPMENT NOT TO BE CAPITALIZED	...	...	...	...	...	
	GRANTS AND SUBSIDIES	...	...	...	...	...	
	INSURANCE CLAIMS AND INDEMNITIES	...	...	...	...	...	
	REFUNDS	...	...	...	...	...	
	Total Other Operating	124.7	343.0	10.0	...	10.0	
	TOTAL OPERATING	223.6	1,057.9	33.0	...	33.0	

DISTRICT OF COLUMBIA GOVERNMENT			SCHEDULE 3	
AGENCY: D. C. Department of Recreation	CATEGORY: Agency	CODE: HA	FUNDING SOURCE: Other	Continuation Sheet Page 1 Of 2

OBJECT CLASS SUMMARY–OPERATING FUNDS

Object Classes		Past Year FY 1972 Obligations	Current Year FY 1973 Allotment	Budget Year FY 1974			Recommended
Expense Category	Title			Adjusted Base	Increase	Request	
PERSONAL SERVICES	PERMANENT POSITIONS AVAILABLE (non-add)	...	...	...	...	...	
	PERMANENT POSITIONS FUNDED	...	...	...	...	...	
	OTHER THAN PERMANENT POSITIONS FUNDED	...	...	...	...	...	
	OTHER PERSONNEL COMPENSATION	...	...	...	...	...	
	• Night Work Differential	...	...	...	...	...	
	• Holiday Pay	...	...	...	...	...	
	• Overtime Pay	...	...	...	...	...	
	• Standby	...	...	...	...	...	
	• Terminal Leave	...	...	...	...	...	
	•						
	TOTAL PERSONNEL COMPENSATION	...	...	...	...	...	
	PERSONNEL BENEFITS: civilian employees	...	...	...	...	...	
	BENEFITS FOR FORMER PERSONNEL	...	...	...	...	...	
	Total Personal Services	...	...	...	...	...	
OTHER OPERATING	TRAVEL AND TRANSPORTATION OF PERSONS	...	...	...	...	...	
	TRANSPORTATION OF THINGS	...	...	...	...	...	
	RENT, COMMUNICATIONS AND UTILITIES	...	...	...	...	...	
	PRINTING AND REPRODUCTION	...	...	...	...	...	
	OTHER SERVICES	6.1	6.5	6.5	...	6.5	
	SUPPLIES AND MATERIALS	...	...	...	...	...	
	EQUIPMENT TO BE CAPITALIZED	...	...	...	...	...	
	EQUIPMENT NOT TO BE CAPITALIZED	...	...	...	...	...	
	GRANTS AND SUBSIDIES	...	...	...	...	...	
	INSURANCE CLAIMS AND INDEMNITIES	...	...	...	...	...	
	REFUNDS	...	...	...	...	...	
	Total Other Operating	6.1	6.5	6.5	...	6.5	
	TOTAL OPERATING	6.1	6.5	6.5	...	6.5	

DISTRICT OF COLUMBIA GOVERNMENT			SCHEDULE 3	
AGENCY: D. C. Department of Recreation	CATEGORY: Agency	CODE: HA	FUNDING SOURCE: Reimbursements	Continuation Sheet Page 2 Of 2

OBJECT CLASS SUMMARY–OPERATING FUNDS

Object Classes		Past Year FY 1972 Obligations	Current Year FY 1973 Allotment	Budget Year FY 1974			Recommended
Expense Category	Title			Adjusted Base	Increase	Request	
PERSONAL SERVICES	PERMANENT POSITIONS AVAILABLE (non-add)	...	...	...	...	...	
	PERMANENT POSITIONS FUNDED	...	...	...	...	...	
	OTHER THAN PERMANENT POSITIONS FUNDED	...	...	...	...	...	
	OTHER PERSONNEL COMPENSATION	...	...	...	...	...	
	• Night Work Differential	...	...	...	...	...	
	• Holiday Pay	...	...	...	...	...	
	• Overtime Pay	...	...	...	...	...	
	• Standby	...	...	...	...	...	
	• Terminal Leave	...	...	...	...	...	
	•						
	TOTAL PERSONNEL COMPENSATION	...	...	...	...	...	
	PERSONNEL BENEFITS: civilian employees	...	...	...	...	...	
	BENEFITS FOR FORMER PERSONNEL	...	...	...	...	...	
	Total Personal Services	...	...	...	...	...	
OTHER OPERATING	TRAVEL AND TRANSPORTATION OF PERSONS	...	...	...	...	...	
	TRANSPORTATION OF THINGS	...	...	...	...	...	
	RENT, COMMUNICATIONS AND UTILITIES	...	...	...	...	...	
	PRINTING AND REPRODUCTION	...	...	...	...	...	
	OTHER SERVICES	35.0	113.0	113.0	...	113.0	
	SUPPLIES AND MATERIALS	...	...	...	...	...	
	EQUIPMENT TO BE CAPITALIZED	...	...	...	...	...	
	EQUIPMENT NOT TO BE CAPITALIZED	...	...	...	...	...	
	GRANTS AND SUBSIDIES	...	...	...	...	...	
	INSURANCE CLAIMS AND INDEMNITIES	...	...	...	...	...	
	REFUNDS	...	...	...	...	...	
	Total Other Operating	35.0	113.0	113.0	...	113.0	
	TOTAL OPERATING	35.0	113.0	113.0	...	113.0	

DISTRICT OF COLUMBIA GOVERNMENT			SCHEDULE 4	
AGENCY: D. C. Department of Recreation	CATEGORY: Agency	SUBCATEGORY: All Funds	CODE: HA	Continuation Sheet Page 1 Of 1

DISTRIBUTION BY BUDGET COMPONENT AND FUNDING SOURCE

Code		Past Year FY 1972 Obligations	Current Year FY 1973 Allotment	Budget Year FY 1974 Adjusted Base	Budget Year FY 1974 Increase	Budget Year FY 1974 Request	Recommended
	D. C. Funds						
100	Administration	826.3	765.2	738.9	...	738.9	
200	Planning, Research & Development	175.3	144.6	143.1	...	143.1	
300	Recreation Services & Facilities	9,627.3	10,326.0	9,954.3	244.7	10,199.0	
400	Maintenance	2,238.8	2,593.2	2,523.1	60.4	2,583.5	
	Sub-total	12,867.7	13,829.0	13,359.4	305.1	13,664.5	
	Federal Grants						
100	Administration	...	...	...	...	...	
200	Planning, Research & Development	24.9	123.8	20.0	...	20.0	
300	Recreation Services & Facilities	198.7	934.1	13.0	...	13.0	
400	Maintenance	...	...	...	...	...	
	Sub-total	223.6	1,057.9	33.0	...	33.0	
	Revenue Sharing						
300	Recreation Services & Facilities	...	...	...	535.5	535.5	
400	Maintenance	...	...	...	100.0	100.0	
	Sub-total	...	...	...	635.5	635.5	
	Reibmursements						
340	Unit Operations	35.0	113.0	113.0	...	113.0	
	Sub-total	35.0	113.0	113.0	...	113.0	
	Other						
100	Administration	...	...	...	...	...	
200	Planning, Research & Development	...	...	...	...	...	
300	Recreation Services & Facilities	6.1	6.5	6.5	...	6.5	
400	Maintenance	...	...	...	...	...	
	Sub-total	6.1	6.5	6.5	...	6.5	
	Total Operating	13,132.4	15,006.4	13,511.9	940.6	14,452.5	

DISTRICT OF COLUMBIA GOVERNMENT			SCHEDULE 5		
AGENCY: D. C. Department of Recreation	CATEGORY: Agency	SUBCATEGORY:	BUDGET UNIT:	CODE: HA	Continuation Sheet Page 1 Of 1

DISTRIBUTION OF INCREASES–D.C. OPERATING FUNDS

Class/Item	D.C. Fund	Pos.	Amounts: Personal Services	Amounts: Other Operating	Amounts: Total	Annualization	Full Year Amount	Recommended
D. C. Funds								
Annualization (FY 1973 approved positions)	G	*(113)	305.1	...	305.1	...	305.1	
Sub-total - D. C. Funds		*(113)	305.1	...	305.1	...	305.1	
1. Revenue Sharing - Staffing & Maintenance								
a. Mamie D. Lee Center & Pool (1 yr. funding)		2	100.7	34.0	134.7	...	134.7	
b. Kenilworth Parkside Center & Pool (5 mos. funding)		7	47.6	10.5	58.1	66.7	124.8	
c. New Elementary School (Ala. Ave., & Congress St., SE)		2	26.4	6.5	32.9	...	32.9	
Sub-total - Staffing & Maintenance		11	174.7	51.0	225.7	66.7	292.4	
2. Transportation Requirements - Rental of Buses		...	...	115.0	115.0	...	115.0	
3. Extension of Evening Gymnasium Operations		...	191.3	3.5	194.8	...	194.8	
4. Recreation Maintenance Crews (9 mos. funding)		8	68.6	31.4	100.0	22.9	122.9	
Sub-total - Revenue Sharing		19	434.6	200.9	635.5	89.6	725.1	
Total - Operating Funds		19	739.7	200.9	940.6	89.6	1,030.2	

*35 Classified positions (avg. 6 mo. funding)	140.2	
59 Board Rate pos. for pool admin.	48.4	
19 man-hour board rate hrs. (lump sum funds) avg. salary $6,198 or GS-2/9	116.5	
113	305.1	

DISTRICT OF COLUMBIA GOVERNMENT	SCHEDULE 6
AGENCY: D. C. Department of Recreation	Continuation Sheet Page 1 Of 1

SUMMARY OF BUDGET ADJUSTMENTS--D.C. FUNDS

Budget Structure		Current Year FY 19 73	Non-Recurring	Inter-Agency	Redirections				Budget Year FY 19 74
Code	Components	Allotment	Decreases	Transfers	From (-)	To (+)	Other Adjustments	Net Change	Adjusted Base
	Amounts								
100	Administration	765.2	...	...	...	...	-26.3	-26.3	738.9
200	Planning, Research & Development	144.6	...	...	...	...	-1.5	-1.5	143.1
310	Bureau of Program Services Hdqtrs.	396.9	...	...	...	...	-1.2	-1.2	395.7
320	Division of Cultural Activities	688.4	...	...	...	...	-10.9	-10.9	677.5
330	Division of Special Programs	2,856.7	...	...	...	...	-69.9	-69.9	2,786.8
340	Division of Unit Operations	6,384.0	...	...	...	...	-289.7	-289.7	6,094.3
400	Division of Maintenance	2,593.2	...	...	...	...	-70.1	-70.1	2,523.1
	TOTAL - AGECNY	13,829.0	...	...	...	...	-469.6	-469.6	13,359.4

DISTRICT OF COLUMBIA GOVERNMENT			SCHEDULE 5		
AGENCY: D. C. Department of Recreation	CATEGORY: Recreation Svcs. & Facilities	SUBCATEGORY: Special Programs	BUDGET UNIT: 330	CODE: HA	Continuation Sheet Page 1 Of 2

DISTRIBUTION OF INCREASES—D.C. OPERATING FUNDS

Class/Item	D.C. Fund	Pos.	Amounts: Personal Services	Amounts: Other Operating	Amounts: Total	Annualization	Full Year Amount	Recommended
D. C. Funds								
Annualization		(59)	48.4	...	48.4	...	48.4	
Sub-total - D. C. Funds		(59)	48.4	...	48.4	...	48.4	
1. Revenue Sharing - Staffing & Maintenance								
Mamie D. Lee Center & Pool								
Personnel Compensation								
GS-9 Rec. Spec. (1 yr. funding)		1	11.0		11.0	...	11.0	
GS-8 Rec. Spec. (1 yr. funding)		1	10.0		10.0	...	10.0	
Board Rate Hours		...	52.7		52.7	...	52.7	
Custodial Hours		...	19.5		19.5	...	19.5	
Personnel Benefits		...	7.5		7.5	...	7.5	
Other Costs								
Rent, Communication & Utilities				.4	.4	...	.4	
Supplies and Materials				2.6	2.6	...	2.6	
Equipment to be Capitalized				31.0	31.0	...	31.0	
Sub-total - Mamie D. Lee Center and Pool		2	100.7	34.0	134.7	...	134.7	

DISTRICT OF COLUMBIA GOVERNMENT			SCHEDULE 5		
AGENCY: D.C. Department of Recreation	CATEGORY: Recreation Svcs. & Facilities	SUBCATEGORY: Special Programs	BUDGET UNIT: 330	CODE: HA	Continuation Sheet Page 2 Of 2

DISTRIBUTION OF INCREASES–D.C. OPERATING FUNDS

Class/Item	D.C. Fund	Pos.	Amounts			Annualization	Full Year Amount	Recommended
			Personal Services	Other Operating	Total			
c. Kenilworth Pool								
Personnel Compensation Board Rates		...	12.3		12.3	17.2	29.5	
Personnel Benefits		...	1.0		1.0	1.4	2.4	
Other Costs								
Rent, Communication & Utilities				2.0	2.0		2.0	
Supplies and Materials				.8	.8		.8	
Equipment to be Capitalized				.8	.8		.8	
Sub-total - Kenilworth Pool			13.3	3.6	16.9	18.6	35.5	
Sub-total - Revenue Sharing		2	114.0	37.6	151.6	18.6	170.2	
Total - Special Programs		2	162.4	37.6	200.0	18.6	218.6	

DISTRICT OF COLUMBIA GOVERNMENT		SCHEDULE 5			
AGENCY: D. C. Department of Recreation	CATEGORY: Recreation Svcs. & Facilities	SUBCATEGORY: Unit Operations	BUDGET UNIT: 340	CODE: HA	Continuation Sheet Page 1 Of 3

DISTRIBUTION OF INCREASES–D.C. OPERATING FUNDS

Class/Item	D.C. Fund	Pos.	Amounts: Personal Services	Amounts: Other Operating	Amounts: Total	Annualization	Full Year Amount	Recommended
D. C. Funds								
Annualization		(37)	196.3	...	196.3	...	196.3	
Sub-total - D. C. Funds		(37)	196.3	...	196.3	...	196.3	
REVENUE SHARING - STAFFING & MAINTENANCE								
b.(1) Kenilworth Parkside Recreation Center (5 mos. funding)								
GS-10 Supv. Rec. Spec.		1	5.1		5.1	7.1	12.2	
9 Supv. Rec. Spec.		1	4.9		4.9	6.9	11.8	
8 Rec. Spec.		1	4.2		4.2	5.9	10.1	
7 Rec. Spec.		1	3.5		3.5	4.9	8.4	
6 Rec. Spec.		1	3.4		3.4	4.8	8.2	
5 Rec. Spec.		1	3.1		3.1	4.3	7.4	
4 Rec. Spec.		1	2.5		2.5	3.5	6.0	
Board Rate Hours			5.0		5.0	7.0	12.0	
Night Differential			.9		.9	1.3	2.2	
Personnel Benefits			1.7		1.7	2.4	4.1	
Other Costs				6.9	6.9	...	6.9	
Rent, Communication & Utilities . (5.0)								
Supplies & Materials . . . . . (.9)								
Equipment to be Capitalized . . . (1.0)								
Sub-total - Kenilworth Center		7	34.3	6.9	41.2	48.1	89.3	

DISTRICT OF COLUMBIA GOVERNMENT — SCHEDULE 5

AGENCY:	CATEGORY:	SUBCATEGORY:	BUDGET UNIT:	CODE:	Continuation Sheet
D. C. Department of Recreation	Recreation Svcs. & Facilities	Unit Operations	340	HA	Page 2 Of 3

DISTRIBUTION OF INCREASES–D.C. OPERATING FUNDS

Class/Item	D.C. Fund	Pos.	Amounts: Personal Services	Amounts: Other Operating	Amounts: Total	Annualization	Full Year Amount	Recommended
Revenue Sharing (Cont'd)								
c. New Elementary School (Congress. St. & Ala. Ave.,SE) (Full year funding)		1	10.0		10.0	...	10.0	
GS-8 Rec. Spec.		1	8.7		8.7	...	8.7	
7 Rec. Spec.			3.0		3.0	...	3.0	
Board Rate Hours			2.0		2.0	...	2.0	
Custodial Hours			.7		.7	...	.7	
Night Differential			2.0		2.0	...	2.0	
Personnel Benefits				6.5	6.5	...	6.5	
Other Costs								
Rent, Communication & Utilities . (2.5)								
Supplies & Materials . . . . . (2.0)								
Equipment to be Capitalized . . . (2.0)								
Sub-total		2	26.4	6.5	32.9	...	32.9	
2. Transportation Requirements								
Other Costs								
Bus Rental				115.0	115.0	...	115.0	
Sub-total								
3. Extension of Evening Gymnasium Operation								
Board Rate Hours			33.2		33.2	...	33.2	
Custodial Hours			144.0		144.0	...	144.0	
Personnel Benefits			14.1		14.1	...	14.1	
Other Costs								
Supplies & Materials				3.5	3.5	...	3.5	
Sub-total			191.3	3.5	194.8	...	194.8	

DISTRICT OF COLUMBIA GOVERNMENT			SCHEDULE 5		
AGENCY: D. C. Department of Recreation	CATEGORY: Recreation Svcs. & Facilities	SUBCATEGORY: Unit Operations	BUDGET UNIT: 340	CODE: HA	Continuation Sheet Page 3 Of 3

DISTRIBUTION OF INCREASES–D.C. OPERATING FUNDS

Class/Item	D.C. Fund	Pos.	Amounts			Annualization	Full Year Amount	Recommended
			Personal Services	Other Operating	Total			
Revenue Sharing (Cont'd)								
Sub-total - Revenue Sharing		9	252.0	131.9	383.9	48.1	432.0	
Total - Increases - Unit Operations		9	448.3	131.9	580.2	48.1	628.3	

DISTRICT OF COLUMBIA GOVERNMENT			SCHEDULE 5		
AGENCY: D. C. Department of Recreation	CATEGORY: Maintenance	SUBCATEGORY:	BUDGET UNIT: 400	CODE: HA	Continuation Sheet Page 1 Of 1

DISTRIBUTION OF INCREASES–D.C. OPERATING FUNDS

Class/Item	D.C. Fund	Pos.	Amounts: Personal Services	Amounts: Other Operating	Amounts: Total	Annualization	Full Year Amount	Recommended
D. C. Funds								
Annualization		(17)	60.4		60.4	...	60.4	
Sub-total - Annualization		(17)	60.4		60.4	...	60.4	
Revenue Sharing - Staffing & Maintenance								
4. Recreation Maintenance Crew								
Personnel Compensation								
WG-7 B & G Maint. Worker (9 mos. funding)		4	35.0		35.0	11.7	46.7	
WG-3 Laborer		4	28.5		28.5	9.5	38.0	
Personnel Benefits			5.1		5.1	1.7	6.8	
Other Costs								
Equipment to be Capitalized				31.4	31.4	...	31.4	
Sub-total - Recreation Maintenance Crews		8	68.6	31.4	100.0	22.9	122.9	
TOTAL - Increases		8	129.0	31.4	160.4	22.9	183.3	

DISTRICT OF COLUMBIA GOVERNMENT	SCHEDULE C
AGENCY: D. C. DEPARTMENT OF RECREATION	Continuation Sheet Page 1 of 3

FEDERAL GRANT ASSISTANCE

Symbol	Budget Structure Code	Grant Title / Agency Allocation / Object Class Allocation	FY 72 Initial Award / FY 73	Source	Obligations FY 1972 Actual	Obligations FY 1973 Estimates	Obligations FY 1974 Estimates	Purpose
902	300	Social Creative Opportunity Reaching the Elderly Proj	13.0	H.E.W.	14.9	13.0	13.0	To provide programs and activities that create and leave a satisfying effect among Senior Citizens and the community.
		2. Personal Services			3.0	3.0	3.0	
		Supplies and Equipment			6.4	4.4	4.4	
		Contractual Services			3.0	2.8	2.8	
		Other Object			2.5	2.8	2.8	
924	300	Co-Op Play Program	450.0	H. E. W.	67.4	382.6	....	To provide child care service to the District of Columbia. This program will be continued under the Revenue Sharing proposal in coordination with the Dept. of Human Resources.
		2. Personal Services			66.2	358.3	....	
		Supplies and Equipment			1.0	4.3	....	
		Other Object			.2	20.0	....	
924	300	Roving Leaders LEAA Grant	107.9	Justice Dept.				To provide a youth Development Program to neutralize and control hostility & aggressiveness, either individually or in groups through the development of a constructive and personal relationship between the workers and the youth.
		2. Contractual Services			111.5	106.4	....	
924	300	Roving Leaders Camping Program	437.0	H. E. W.	4.9	432.1	....	Provides youth camping experience and to assist in their leadership growth, and development. This program was funded under Title IV a Social Security Act and was eliminated upon passage of Revenue Sharing. Facets of the program will be absorbed in the Resident Camp Program.
		2. Personal Services			4.9	245.3		
		Supplies and Equipment				99.1		
		Contractual Services				39.6		
		Other Projects				48.1		

DISTRICT OF COLUMBIA GOVERNMENT

SCHEDULE C

AGENCY: D. C. DEPARTMENT OF RECREATION

FEDERAL GRANT ASSISTANCE

Symbol	Budget Structure Code	Grant Title / Agency Allocation / Object Class Allocation	FY 72 Initial Award	FY 73	Source	Obligations FY 1972 Actual	FY 1973 Estimates	FY 1974 Estimates	Purpose
975	200	Comprehensive Planning Project	124.6		Dept of Interior	24.9	123.8	20.0	Provides for research and planning of recreation within the District of Columbia.
		2. Personal Services				24.8	108.3	20.0	
		Supplies and Equipment				.1	4.6		
		Contractual Services					4.5		
		Other Projects					6.4		
975	300	Rosedale Rec. Cntr & Pool		293.1	Dept of Interior	....	150.0	143.1	To furnish additional playground space in neighborhood for District Residents.
		2. Construction							
975	300	Benning Stoddert		431.1	Dept Of Interior	...	325.0	106.0	To furnish additional playground space in neighborhood for District Residents.
		2. Construction							
975	300	Multi-Site		400.0	Dept of Interior	...	200.0	200.0	To furnish additional playground space in neighborhood for District Residents.
		2. Construction							
975	300	Activity Lighting		700.0	" "	...	500.0	200.0	" " "
		2. Construction							
975	300	Pools - Renovation		195.0	" "	...	195.0	...	To provide citizens of the District with much needed swimming pool space.
		2. Construction							
975	300	John F. Kennedy Playgrd.		110.0	" "	...	70.0	40.0	To furnish additional playground space in neighborhood for District Residents.
		2. Construction							

DISTRICT OF COLUMBIA GOVERNMENT

SCHEDULE C

AGENCY: D. C. DEPARTMENT OF RECREATION

Continuation Sheet Page 3 of 3

FEDERAL GRANT ASSISTANCE

Symbol	Budget Structure Code	Grant Title / Agency Allocation / Object Class Allocation	FY 72 Initial Award FY 73	Source	Obligations FY 19 72 Actual	Obligations FY 19 73 Estimates	Obligations FY 19 74 Estimates	Purpose
975	300	Tennis Courts 2. Construction	103.1	Dept of Interior	...	103.1	...	To provide citizens of the District with needed tennis courts.
975	300	Benning Park Renovation Center 2. Construction	480.8	" "	...	390.0	90.8	To furnish additional playground & Recreational space in neighborhood for District Residents.
975	300	Fairfax Storm 2. Construction	7.5	" "	...	7.5	...	Installation of a storm sewer system at Fairfax Plgd.
975	300	Barry Farms Swimming Pool 2. Construction	185.0	" "	...	150.0	35.0	Provide citizens of the District with much needed swimming pool space.
975	300	Happy Hollow Site 2. Construction	148.2	" "	...	126.2	12.0	To furnish additional playground space in neighborhood for District Residents.
975	300	Asphalt Installation on Nineteen Sites 2. Construction	102.5	" "	...	65.5	37.0	Installation of asphalt on nineteen recreational sites.
975	300	Kenilworth-Parkside 2. Construction	375.0	Dept of Interior	...	250.0	125.0	To furnish additional playground space in neighborhood for District Residents.
		TOTAL			$ 223.6	$3,590.2	$1,021.9	

Mr. NATCHER. We have before the committee Mr. Joseph H. Cole, the Director of the Recreation Department.

Mr. Cole, you have appeared before our committee for a number of years and you have heard me say on more than one occasion that I think you are doing a good job. I think you are entitled to be commended.

GENERAL STATEMENT OF DIRECTOR COLE

You have a statement which goes into detail concerning your department and, with your permission, we would like to insert it in the record in its entirety at this point.

Mr. COLE. Thank you very much, Mr. Chairman.

Thank you for those kind remarks. You can insert it.

[The statement follows:]

Mr. Chairman and members of the House Subcommittee on Appropriations for the District of Columbia, I am Joseph H. Cole, Director, District of Columbia Department of Recreation. Accompanying me as witnesses are: Mr. Robert J. Fleming, Administrative Officer; Mrs. Frances Green, Deputy Administrative Officer, who also serves as budget officer; and Mr. Lawrence C. Lemmon, director of design and development and his assistant, Mr. Julius Dickerson.

Mr. Chairman, I have lost one of my most dedicated employees via retirement on April 28, Mr. Edward H. Thacker, and will soon lose another very dedicated employee in June, Mr. Lawrence Lemmon.

I am again pleased, Mr. Chairman, to appear before your committee to present and justify the Department of Recreation's requested budget increases for fiscal year 1974 to support essential and urgent recreation and leisure needs of our citizenry from preschool age through senior citizens.

Mr. Chairman, I again take this opportunity to express our thanks and thanks from our Community Recreation Advisory Board to you and to the members of your committee for the support of the Department's increases in the past fiscal years.

HISTORY OF DEPARTMENT

The Department of Recreation was created in 1942 by Public Law 534, 77th Congress, headed by a seven-member independent board of recreation with policy authority over the city's recreation operations. In July 1968, in the implementation of Presidential Reorganization Plan No. 3, all functions of the former Board of Recreation were transferred to the Mayor-Commissioner; thus, the director of recreation and all functions of the Department of Recreation are now under the Mayor-Commissioner. This action improved and strengthened our capability to deliver recreation programs and services for those whom we serve. Likewise, provisions were made for greater cooperation and coordination in planning with other city agencies to assist in the delivery of quality recreation programs and services for our citizenry.

A vital and necessary governmental service in any large urban city is its capability to provide a comprehensive, meaningful, and enriched recreation and park program for its residents and visitors. This is especially true in our Federal City, the Nation's Capital. The Department of Recreation is the principal provider of local recreation services. Provision of wholesome and varied recreation programs, activities, and services for our young and old in any urban community is essential if we are to keep the city lively, vibrant, and responsive to urban living. Wholesome comprehensive and varied recreation programs and activities definitely improve and enrich the quality of life of all concerned, physically, socially, culturally, and mentally. Sociological changes in life styles, especially among our youth population have placed greater demands and emphasis on needs for greater and more support for vital and necessary recreation programs.

NEED FOR MORE RECREATION OPPORTUNITIES

The District of Columbia, from recent census figures, has an estimated 334,000 youths below the age of 24. It is predicted that job opportunities for youth in the year ahead will be on a decline; thus, provision of more recreation opportunities for our youth and teens will be greatly needed.

Major thrust and goals of the Department of Recreation as an essential year-round operating agency are:

1. To provide satisfying, enjoyable, wholesome leisure time experiences to enrich the physical, social, cultural and mental growth of individuals and groups from preschool age (3, 4, and 5's) through senior citizens.

2. To provide special recreation programs and social services for the socially maladjusted, the physically handicapped, the retarded, and the mentally ill.

3. To provide opportunities for recreational and educational outdoor living through a variety of camping experiences.

4. To develop, operate, and maintain public recreation areas within reasonable walking distance of all residents.

5. To provide aquatic sports through recreational swimming opportunities for all citizens and to provide swimming instruction and water safety programs.

6. To provide culturally enriching opportunities through arts and crafts, music, drama, and the dance.

7. The Department aims to broaden and enrich recreation opportunities in areas of greatest need through its mobile recreation program.

8. To provide new recreation opportunities as requested by community for nonexisting public recreation services, such as ice skating rinks, roller skating rinks, year-round tennis facilities and neighborhood cultural centers.

9. Another of our major objectives is geared to improving the environment through enrichment and expansion of programs in youth gardening, cleanup campaigns, and contests, improved maintenance and rehabilitation of facilities.

10. The Department aims to provide work-career development opportunities for youth, the handicapped, and veterans.

11. To achieve citizen participation in all phases of the Department's planning and operating process.

I can assure you, Mr. Chairman, and members of the committee, that we have had full citizen participation and support in both our operating budget increases and capital outlay budget requests for fiscal year 1974.

RECREATION PROGRAMS AND ACTIVITIES

Recreation programs and activities are provided in 165 recreation centers and playgrounds of various sizes and complexities. These services are conducted in 93 public school buildings, primarily where recreation facilities are built into the school or where the school facilities lend themselves to recreation activities. Recreation programs are also conducted in 23 National Capital Housing Authority community facilities and in recreation centers under the direct control of the Department of Recreation. The Department operates 37 swimming pools, which includes 17 large outdoor pools, 1 large year-round natatorium, 4 indoor pools in school buildings and 15 small walk-to-learn-to-swim pools for children ages 2 through 12. In addition, we operate 16 day camps, 3 of which are for the mentally retarded and the handicapped, and 1 resident camp which is presently undeveloped. This campsite, composed of 217 acres, in Scotland, Md., Mr. Chairman, is our No. 1 priority in my capital outlay budget in phase I development. This project was also our No. 1 priority in fiscal year 1973. No capital outlay projects for the Department of Recreation were approved in the final fiscal year 1973 budget mark which greatly jeopardized our opportunity for Federal Bureau of Outdoor Recreation grant funds to develop urgently needed capital projects.

Our authorized staff of 760 employees, including General Schedule (539) and Wage Board (221) employees, carry out our administrative, supervisory, recreation leadership and maintenance functions.

COORDINATION

We have very good rapport both in communications and support from District government departments and from Federal agencies, especially the National Park Service and the Bureau of Outdoor Recreation, both in the Department of the Interior. Many other Federal departments have been most helpful, chief among them being the Department of Agriculture; the Department of Health, Education, and Welfare; the Department of Labor; the Department of Housing and Urban Development, the Department of Defense, and the Department of Commerce.

MAINTENANCE CAPABILITY

I am gravely concerned, Mr. Chairman, about our needs to acquire more maintenance capability in manpower, equipment, supplies, and utilities to perform adequate and acceptable maintenance on our vast number of recreation areas, including buildings, swimming pools, courts, diamonds, tracks, activity lights, picnic facilities, spray pools, walks and roadways, trees and shrubbery, and other maintenance requirements to meet emergencies. I am especially concerned about maintenance because of the recent transfer of numerous undeveloped and developed park sites to the District of Columbia from the National Park Service for recreation purposes which we are now required to maintain.

TRANSPORTATION

Another chief concern is our inability to transport children and youth participants for intraarea, interarea, and citywide community recreation contests, such as leagues, meets, tournaments, shows, exhibits, and to places of educational interest in our Capital City and nearby metropolitan region.

COST ABSORPTIONS

Continued absorption of major costs, such as full absorption of within-grade raises, estimated to be $191,500 in fiscal year 1974 and reduction in the Department's base for cost of essential equipment, which has been reduced by $69,600, are other grave concerns that have an impact on the Department's capability to provide broad comprehensive recreation programs, activities and services, which is a major requirement in our mandate. Rapidly rising costs and continued absorptions in operations, year after year, will greatly weaken our services. I, therefore, strongly appeal to you, Mr. Chairman, and members of your committee, to support our urgently needed operating and Capital improvements request for fiscal year 1974. Help keep us in business as an essential agency whose work involves direct contact with and services for our young and elderly.

BUDGET FOR 1974

Mr. Chairman, the Department's base operating budget for fiscal year 1973 is $13,829,000. Our requested base operating budget for fiscal year 1974 is $13,359,400, a reduction of $469,600. Increases requested for fiscal year 1974 are in two categories: (1) Annualization of salaries for positions obtained in fiscal year 1973, amounting to $305,100 and (2) revenue sharing requests for $635,500. The revenue sharing operating cost contains the following:

Staffing and support for 3 new recreation centers (1 of which is for the mentally retarded)	$225,700
Transportation to move children, youth, and teens for intraarea and interarea and citywide recreation activities	115,000
Increased days of operation from 3 nights per week to 5 nights per week in 30 selected school-based gyms	194,000
To strengthen maintenance capability	100,000
Total revenue sharing	635,500

My total requested operating increase for fiscal year 1974, Mr. Chairman, is $940,600.

CAPITAL IMPROVEMENTS

I have 10 Capital improvement projects requested n the Department's fiscal year 1974 budget, Mr. Chairman, totaling $5,157,300. All of the requested projects have had previous funding approved by both Houses of the Congress. We have established our requests in priority of need as a part of the process but, realistically, all are badly needed. All projects requested, Mr. Chairman, have had full citizen participation and support.

I appreciate, Mr. Chairman, having had this opportunity to present my opening statement.

Mr. NATCHER. We will go right down through your budget request.

Recreation Services and Facilities (See Pp. 588–592)

We will take up first Recreation Services and Facilities, where the increase involved is $780,200 and 11 additional positions. Are any of the additional positions necessary, Mr. Cole?

Mr. Cole. Yes, Mr. Chairman, those positions are in the revenue sharing, the request for which is $635,500. Those positions, Mr. Chairman, are in the package for the revenue sharing.

Mr. Natcher. You show those 11 additional positions on pages HA–58, 58a, 65, 66, and 67, is that correct?

Mr. Cole. Yes, that is correct.

Mr. Natcher. Are all 11 shown here? I see, they start on that page.

Mr. Cole. Yes.

RECREATION SPECIALIST

Mr. Natcher. For instance, you have a GS–9 recreation specialist; what is his salary?

Mr. Cole. I have it right here, Mr. Chairman.

A GS–9 starting salary is $11,614.

Mr. Natcher. Suppose I come down and apply for this job, what requirements do you have? Do I have to be a college graduate? How much experience? What do I have to produce to get this job?

Mr. Cole. We would prefer, Mr. Chairman, as based on Civil Service standards, that persons trained in therapeutic recreation would be best-qualified. A person with a major in recreation from one of the larger colleges in the country would be given a good chance, or a person who majored in health and physical education, with a degree, would be given first chance.

However, we would consider 3 years of paid experience in the field which also qualify the individual. We have within our own department a merit promotion plan to give those who have had experience in elementary type education and experience in recreation, for a period of 3 years, you would have a good chance of getting the job.

Mr. Natcher. Mr. Cole, go right ahead with the increases. Under your "Recreation services and facilities," explain the $780,200 increase.

Off the record.

[Discussion off the record.]

Mr. Natcher. Go ahead, Mr. Cole.

Mr. Cole. With your permission, I would like to get the page identified that you are referring to.

Mr. Natcher. You mean the page where you start?

Mr. Cole. Yes, sir.

Mr. Natcher. Page HA–58.

Mr. Cole. I have that, yes. Page HA–58.

Mr. Natcher. All right.

STAFFING FOR MAMIE D. LEE CENTER AND POOL

Mr. Cole. The request for the two classified positions which we just mentioned, this is a new facility at Fort Totten Drive and Hamilton Streets Northeast. The facility has been in operation by the public schools. Community group needs and our staff study show there is a need there to provide recreation for the mentally retarded and physically handicapped.

We have requested a GS–8 and a GS–9. There is a basic staffing pattern that we have for these particular programs. We are asking for board rate hours of 11,180, and also custodial hours, to clean up the building and so forth, and the pool, after we have completed our daily operations. Telephone, supplies and equipment, and a 24-passenger bus are also needed. We will use that bus to bring the children in who are in the program, and take them home in the afternoon. The subtotal on the Mamie D. Lee Center is $115,729.

STAFF FOR SWIMMING POOL

In this facility, Mr. Chairman and members of the committee, there is also a swimming pool that is well equipped for the physically handicapped and mentally retarded. We have also requested staff for the swimming pool which includes a swimming pool manager, two guards and two locker aides. The pool manager would also be a lifeguard.

We are therefore requesting $16,871. In the summer, attendance at this pool will increase.

OTHER SERVICES

The other services to help supply the needs at the pool, are telephone, supplies, and equipment, the total for which is $2,100; and the request for Mamie D. Lee Center and Pool would be $134,700.

That completes my request for that project, Mr. Chairman, which is in the revenue sharing package.

KENILWORTH-PARKSIDE RECREATION CENTER

The Kenilworth-Parkside Recreation Center shortly will be built, and we are asking for the staffing for the Kenilworth-Parkside Recreation Center.

REPROGRAMING REQUEST APPROVED

You may recall, Mr. Chairman, that that was one of the reprograming requests which was approved by your committee and the Congress, to reprogram funds from Parkside to Kenilworth, so we could get on with the development there. That was agreed by the community people and the City Council.

SUPERVISORY RECREATION SPECIALIST

We are now requesting staffing for the Kenilworth-Parkside. The grade 10 position is what we call a supervisory recreation specialist. He supervises and manages the entire area, including staff personnel and prayer development.

KENILWORTH-PARKSIDE CENTER IN HIGH-DENSITY AREA

The plan presently is that we will be doing the first phase of work at Kenilworth-Parkside which is west of Route 295 in the Kenilworth area, where we have very large housing developments. We have the Mayfair development, the Parkside development, and the Paradise development and Kenilworth dwellings.

We now request, Mr. Chairman, the grades 10, 9, 8, 7, 6, 5, 4 because this is a large facility. It will be on 20 acres of ground. You have

heard me use the expression before, we have here wall-to-wall kids, they will be coming from everywhere in the community and the other developments, Mayfair, Paradise, Kenilworth, and Parkside. So we have wall-to-wall kids out there already.

STAFFING FOR KENILWORTH-PARKSIDE CENTER

The support needed: They will be working at night until 10 or 11 o'clock. So we seek night differential, telephone, supplies, equipment, and the utilities, because we will have night lights on the field. It will be a facility that the community really needs and the city will be proud of.

We request seven positions here, $41,216 for the recreation center phase; that is, the building itself and the outdoor area. We will be operating, as I mentioned, from 9 a.m. with preschool, right straight through the evenings until 10 or 11 p.m., depending on the community needs.

SWIMMING POOL STAFF AND NIGHTWATCHMAN

The project will also have a swimming pool. We have asked for the pool manager, the assistant manager, 2 pool assistant managers, 11 lifeguards, locker aides and a night watchman, because kids, we have found, have been climbing fences trying to get in the pools at a.m. hours in the morning. We need a night watchman for their own protection.

That is, Mr. Chairman, a very heavily populated area. I think those of us who have been around know that area very well. It is in SAC area 3, service area 3. Sometimes I do not like those initials, SAC, and so forth.

For support funds we need telephones, supplies and equipment. The total for both the center and the pool is $58,100.

NEIGHBORHOOD RECREATION CENTER IN NEW ELEMENTARY SCHOOL

We have a new elementary school that is completed at Alabama Avenue and Congress Streets, Southeast. That is another heavily populated area right off of Alabama Avenue. We have been requested by the community, and it is shown by our own study that there is an urgent need to operate a recreation program in this area. We are asking for a GS–8 and a GS–7. This is what we call a Neighborhood Center. It is not nearly as large as the previous one, the Kenilworth Parkside.

We ask for board rate hours, custodial rate hours, which are needed to clean the buildings and things after the program; the night differential means we are operating after 6 o'clock in the center; telephone, supplies, equipment, utilities are also requested, Mr. Chairman. The total cost there, Mr. Chairman, is $32,900.

RECREATION MAINTENANCE SERVICE

The recreation maintenance crews, Mr. Chairman, this has been one of my big problems. I would say that maintenance of our facilities is equally important to me as transportation is, and perhaps more so, because we have to maintain our facilities for good programing and to keep costs down, et cetera.

Now, this request is for a crew of eight men who will go around the city and take care of many of our hard-surfaced areas, basketball courts, tennis courts, cut grass, markoff diamonds, and things of this nature where it is found to be needed.

There we are asking for $100,000 to include salaries, equipment needs for them, four trucks, and other equipment needed to do at least an acceptable maintenance job for the city.

This has been one of my very critical areas, Mr. Chairman, maintenance.

PROPERTY TRANSFERS FROM NATIONAL PARK SERVICE

As you will recall last year, thanks to your committee, we were able to get in some more maintenance capability. We still have not reached the capability that is really needed, especially since the National Parks Service transferred to us 88 pieces of property that we now must maintain with our staff on hand.

That completes the staffing request, Mr. Chairman. We ask for eight people there. We have 19 all-told.

Mr. NATCHER. All right. Mr. Cole.

Off the record.

[Discussion off the record.]

Mr. NATCHER. On the record.

Mr. Coughlin?

REVIEW OF STAFFING REQUEST

Mr. COUGHLIN. To recapitulate, you have seven positions at Kenilworth which essentially involve the recreation center, you have two positions at Mamie D. Lee. Can you recapitulate the rest of them? There are four maintenance?

Mr. COLE. Eight maintenance.

Mr. COUGHLIN. Eight additional maintenance?

Mr. COLE. That is right, sir.

Mr. COUGHLIN. Then there are two more where?

Mr. COLE. At the new elementary school at Alabama and Congress.

BOARD RATE PAYMENTS

Mr. COUGHLIN. Could you tell me what board rate payments means?

Mr. COLE. Board rate payments, Mr. Coughlin, means that people are paid by the hour. We hire them on the basis of need. They are support people to regular classified people, on the basis of need, primarily at peak periods after school hours until 10 or 11 o'clock at night, where the load is heavier because the kids are not at school, and for use on Saturdays, holidays, or for special programs. They are board rate, paid by the hour.

Mr. COUGHLIN. I see.

Thank you very much.

That is all I have, Mr. Chairman.

Mr. NATCHER. Thank you.

COORDINATION WITH YOUTH OPPORTUNITY SERVICES

Now Mr. Cole, as you know, from time to time we have discussed with you the matter of coordinating the programs of the Recreation

Department and those Youth Opportunity Services which are under the direction of Dr. James Jones.

Mr. COLE. Yes, sir.

Mr. NATCHER. The amount requested for the Youth Opportunity Services is $1.954 million.

From time to time members of the subcommitee have inquired of you as to whether or not the programs of the Youth Opportunity Service overlap those of the Recreation Department. We have also discussed with you in the past matters concerning gangs in the District of Columbia, good ones, and bad ones.

I know at one time, Mr. Cole, there were something over 100 gangs in the city of Washington. Recently I saw a program on television concerning gangs in New York City. You probably saw the same program. It was anything but good.

Mr. COLE. That is right.

Mr. NATCHER. Anything but good.

Now, Mr. Cole, has the situation changed generally from the standpoint of the operation of the Recreation Department which we believe in and know to be necessary and good for the Capital City; can we still justify the Youth Opportunity Services group under Dr. Jones? Not that we are asking you to cancel it out.

We want you to explain to the committee what opportunity you have to work with the other group. Of course, I know as far as the city is concerned, the programs you have are many times more than we have in the Youth Opportunity Services. Their programs are confined to a certain extent.

Where are we from the standpoint of utilizing the amounts and the facilities of both groups?

ORGANIZED GROUPS OF YOUTH

Tell me first, do we have gangs in the city of Washington?

Mr. COLE. Yes.

Mr. NATCHER. Let's talk about the bad ones. Do we have gangs where they consider themselves organized? If anybody knows, you know, in all your dealings with the boys and girls.

Mr. COLE. The answer is yes.

Mr. NATCHER. Tell me what is the situation.

Mr. COLE. The answer is yes.

ROVING LEADER PROGRAM

Now we, in our roving leader program, are dealing with at least 49 what we call organized groups. We do not call them gangs. We do not like to get that label of "gang" on them.

Mr. NATCHER. I understand.

Mr. COLE. However, with our roving leaders, we find that through recreation we are able to reach these youths, the groups composed generally between maybe 19 to say 25 in number, running in age between 12 through 25. This is average.

We find that in our work through the Roving Leader program that they have many problems, each individual, and each individual is dealt with by the Roving Leader.

In other words, he sits, he confers with him, he finds out what the problems are, he has organized recreation for them because this keeps the child, the boy, close to him.

We also have girls in our program, Roving Leader women, who deal with the girls. We have four classified, assisted by women Roving Leaders recreation aides.

We have gotten them back into school where we find that they have problems insofar as not having jobs, not having clothing to go to school. We have been able to get some of them, who show promise, scholarships to some of the smaller schools in the area, and also in some of the smaller southern schools. Some of them have come out very well.

PURPOSE OF YOUTH OPPORTUNITY SERVICES UNIT

We work with Dr. Jones, in his effort, because his primary charge is to control and prevent juvenile delinquency in the District of Columbia.

I work very closely with Dr. Jones on our city youth problems, We frequently meet to discuss and plan programs to meet needs of delinquent youth. We work out how best to spend some of the recreation summer support funds for greatest good.

Now, let me address myself specifically to what I mean there.

RECREATION SUMMER SUPPORT FUNDS AND YOUTH GAMES

The Labor Department and the Department of Interior provided the District with a grant, the first year $228,000, last year $248,000, which is known as recreation summer support funds.

Those funds, of course, were not managed by our shop; they were managed in Dr. Jones' shop. However, we sit down and discuss cooperatively what programs, for instance the Youth Games, which the city and all of us are proud of because we have come out No. 1, proudly, in track, basketball, and bowling. Those are the games where we compete with 12 of the largest cities in the United States, New York included, and Washington has come out No. 1 in those events; $10,000 was allotted to us to support the Youth Games.

Now the Youth Games, and I will just say it quickly, Mr. Chairman, involves kids all over the playgrounds, about 20,000 to 25,000 of them, who participate in the three various sport activities. Eighty-five of them qualify for the finals.

The games this year are in Birmingham. Those funds come out of the recreation summer support funds managed by Dr. Jones' Youth Opportunity Services.

We also have the tennis day camps, which are very popular, where we are teaching the kids tennis. We hire college students who play tennis for their school teams. They come in and they are the leaders in these tennis day camps. We had 10 of them last year.

We got $5,000 of the recreation summer money to help support our tennis day camps. The campsite in Scotland, Md.—for the campsite we got $58,000 to help support this operation in Scotland, Md.

SEMIORGANIZED YOUTH GROUPS

Mr. NATCHER. Right at that point. Suppose you have learned about a group in any section of the city that is causing trouble. You have been told about it by one of your roving leaders, a worker in a recreation center, the police department, or someone from Dr. Jones' youth group. What do you do?

We have some 40 groups. Are they organized?

Mr. COLE. We would call them semiorganized. They are not well organized.

Mr. NATCHER. Semiorganized?

Mr. COLE. Yes.

LOCATION AND SIZE OF YOUTH GROUPS

Mr. NATCHER. Give us the name of one of them, one that is operating? Tell us generally what part of the city they are in?

Mr. COLE. Well, we generally find them in what we call the upper Northwest area, we find them in far Northeast, which is east of the Anacostia River, we find some in the model cities area, we find some in the Anacostia-Congress Heights area.

Mr. NATCHER. Who consider themselves members of a group?

Mr. COLE. That is correct.

Mr. NATCHER. They consider themselves as such?

Mr. COLE. Correct.

Mr. NATCHER. They have names for some of these groups. Name one of them for us, Mr. Cole.

Mr. COLE. You know, Mr. Chairman, I used to know the names of all these groups. I know one, they call themselves the "Uptowners"; that is up in the upper Northwest, Petworth area.

Mr. NATCHER. What size would you say this group is, 10, 15, 30, 50?

Mr. COLE. This group is about 15.

Mr. NATCHER. About 15?

Mr. COLE. About 15.

Mr. NATCHER. They have been in existence now, according to their own way of thinking, for how long?

Mr. COLE. I would say approximately 5 years.

Mr. NATCHER. Five years?

DISPERSAL OF YOUTH GROUPS

Mr. COLE. But, in our work, we are able to disperse some of them, you see, and eventually we are able to really break them up.

Mr. NATCHER. You try to pick them out of the groups from the standpoint of aid and assistance and through recreation and jobs and clothing and help generally?

Mr. COLE. That is correct.

Mr. NATCHER. That is one way that you help disperse them?

Mr. COLE. Yes.

COORDINATION WITH POLICE DEPARTMENT

Mr. NATCHER. Now as far as the police department is concerned, do you have meetings or discussions from time to time with any of the police officials concerning a certain section of the city where a group is causing problems?

Mr. COLE. Yes, we do. That is with the Police Youth Division.

Dr. Jones also has what is known as a task force of which I am a member.

Mr. NATCHER. The police department's presentation to this committee shows that most of the crimes are committed by young people.

Mr. COLE. Yes.

Mr. NATCHER. In other words, it is not in the high thirties. It runs from 14 up to about 23 or 24 years old.

That is the age group of those who are committing the major crimes?

Mr. COLE. That is correct.

Mr. NATCHER. We run into it on this committee from the standpoint of groups. It is not serious, I know, in Washington. All of you people have worked at it. But it could be serious. I am glad to hear now that you recognize the fact that they are in existence.

Mr. COLE. Yes.

Mr. NATCHER. And when you cannot help them through jobs and every other effort you make, then it is a matter of trying to solve the situation otherwise; you agree with that, do you not, Mr. Cole?

Mr. COLE. Yes, very much, Mr. Chairman.

Mr. NATCHER. Rather than to cause any disturbance at recreation centers?

PAST PROBLEMS WITH YOUTH GROUPS

You have had problems during your time where they have tried to take over recreation centers. I can name you two or three if you want me to.

Mr. COLE. I can do the same thing, Mr. Chairman. I know exactly what you are saying.

Mr. NATCHER. You know what I am talking about?

Mr. COLE. Yes, I do.

Mr. NATCHER. They are not making that effort now?

Mr. COLE. They are not like that now.

RECREATION PROGRAMS AND YOUTH GROUPS

When we get them into the recreation centers now, we are able to control them, because we have them into all kinds of leagues, we have them in basketball, football, baseball, softball, we take them on trips and so forth.

Just our camp at Scotland, for example, even after the summer operation is over we carry them down and get them in the great outdoors. They really love it. It is a very good program, it is a very good location.

Mr. NATCHER. You know, Mr. Cole, here is where your department and you and your associates can really operate and render service, as far as controlling juvenile delinquency is concerned.

Mr. COLE. Yes, sir.

Mr. NATCHER. And as far as these groups are concerned, because this money is well spent.

Mr. COLE. Yes, sir.

Mr. NATCHER. You know at one time, Mr. Cole, we on this committee, seriously considered not reducing your department by any means, but maybe increasing the amounts and duties and obligations, because we thought maybe there was too much duplication with some of these other groups they were setting up. You know we have discussed it with you.

Mr. COLE. Yes. I do.

Mr. NATCHER. We have had quite a bit of difficulty on this committee with this youth opportunities service because we felt at one time that this was just a splintering off of a part of the Recreation Department that should not be splintered off. But so far, they are operating successfully.

Mr. COLE. Yes they are.

Mr. NATCHER. You people are working together.

Mr. COLE. Yes sir.

Mr. NATCHER. But going back to these groups, this is an important matter. We are glad, Mr. Cole, that you are doing everything you can to solve those problems because in some of the cities, and you know more about this than I do, they are serious problems.

Mr. COLE. Very serious problem.

Mr. NATCHER. It is a serious problem.

Mr. Coughlin, any questions at this point, before we take up the capital improvements?

Mr. COUGHLIN. Yes, sir, Mr. Chairman.

Mr. NATCHER. You go right ahead.

You know I took too much time. You take as much time as I do.

TWO PROGRAMS FOR KENILWORTH SWIMMING POOL

Mr. COUGHLIN. I am still in the learning process.

Just for my information, looking at the Kenilworth pool, for example, part of that is shown on page HA–58 and part of that is shown on page HA–66. Why are they separated?

Mr. COLE. One is a pool which comes under aquatics. Yes, sir, one addresses itself to the pool personnel which comes under our aquatics program; the other addresses itself to the center, which is the recreation activities within the building and outside. They are two different programs operations.

Mr. COUGHLIN. I see.

Thank you very much, Mr. Chairman.

Mr. COLE. Does that clear it up Mr. Coughlin?

Mr. COUGHLIN. Yes.

Capital Improvement Projects

Mr. Natcher. Now, Mr. Cole, I have spent to much time now. We will move along and take up next, capital improvements where you are requesting $5,157,300, for 10 projects set out in order of priority on pages HA–CAP–1 and 2. At this point we will insert the justification material in the record.

[The justification material follows:]

1974-1979
CAPITAL IMPROVEMENTS PROGRAM SUMMARY
(dollars in thousands)

FORM OBFM 10 (Rev. 4/24/72)

Date of Preparation December 8, 1972

Fund General

PAGE	Priority	Project Number	Project Title	Service Area	Estimated Total Project Cost	Prior Appropriations	Capital Budget Request 1974	Program Estimate FY 1975	Program Estimate FY 1976	Program Estimate FY 1977	Program Estimate FY 1978	Program Estimate FY 1979	Estimate Beyond Program Period
HA-CAP-3	1	12-119	Camp Development (Scotland, Maryland)	ALL	2,509.5	S 75.0 CS 120.0	C 1,132.5	C1,026.0 CS 96.0	E 60.0				
HA-CAP-6	2	12-105	Benning Park Playground	3	2,381.2	2,321.0	E 60.2						
HA-CAP-9	3	12-84	Rosedale Recreation Center & Swimming Pool	5	1,016.1	970.5	E 45.6						
HA-CAP-12	4	12-112	Center for the Mentally Retarded & Physically Handicapped	3	2,131.2	CS 165.0 C 385.0	C 1,525.0	E 56.2					
HA-CAP-14	5	12-169	Morgan Happy Hollow Playground Development	7	945.5	S 688.0	CS 14.0	CS 7.5 C 216.0	E 20.0				
HA-CAP-16	6	12-12	Wheatley Playground Community Bldg. & Site Dev.	6	1,342.2	CS 61.8 C 50.0 E 5.0	CS 60.0 C 1,148.0	E 17.4					
HA-CAP-19	7	12-21	Bald Eagle Playground Bldg. Replacement & Site Dev.	4	846.6	CS 40.0 C 200.0 E 5.0	CS 36.0 C 552.0	E 13.6					
HA-CAP-22	8	12-73	Park View Playground Bldg. Replacement	7	394.6	CS 29.6 C 75.0	CS 5.0 C 270.0	E 15.0					

Agency Department of Recreation

For each project indicated in FY 1974 through the beyond column indicate before the amount of funding: PS (preliminary survey), S (site), CS (construction services), C (construction), and E (equipment).

1974-1979
CAPITAL IMPROVEMENTS PROGRAM SUMMARY
(dollars in thousands)

FORM OBPM 10 (Rev. 4/24/72)

Date of Preparation December 8, 1972

Fund General

PAGE	Priority	Project Number	Project Title	Service Area	Estimated Total Project Cost	Prior Appropriations	Capital Budget Request 1974	Program Estimate FY 1975	Program Estimate FY 1976	Program Estimate FY 1977	Program Estimate FY 1978	Program Estimate FY 1979	Estimate Beyond Program Period
HA-CAP-24	9	12-113	Douglas Community Center Site Development	4	249.0	....	CS 21.0 C 218.0	E 10.0					
HA-CAP-26	10	12-80A	Langdon Park (East)	2	1,248.8	....	CS 70.0	CS 40.0 C 1,100.0	E 38.8				
			TOTAL		13,064.7	5,190.9	5,157.3	2,597.7	118.8				

Agency Department of Recreation

For each project indicated in FY 1974 through the beyond column indicate before the amount of funding: PS (preliminary survey), S (site), CS (construction services), C (construction), and E (equipment).

FORM OBFM 7 (Rev. 4/22/72)

CAPITAL IMPROVEMENTS PROJECT SCHEDULE
FISCAL YEARS 1974-1979
(dollars in thousands)

Date of Preparation December 8, 1972

Fund General

Project Number: 12-119
Project Title: Camp Site Development Phase I
Project Location: Cornfield Harbor, Scotland, Maryland, St. Mary's County
Square & Lot Numbers: Part of Cornfield Harbor
Community Services Area No. City Wide
Capacity of Facility: 300 Campers 217 Acres

Agency Priority: 1
Estimated Occupancy Date: Month April Year 1975
Replacement ☐ New ☒ xx
Expansion ☐ Modernization ☐
Model Cities Area: ☐ Yes ☒ xx No
Urban Renewal Area: NA
Credit % .....

Estimated Operating Budget Costs

	Current	1st Year	2d Year
Maintenance .			
Program		70	70
Federal Grant			
Total		70	70

Relocation Data NA
Families .....
Individuals ..
Businesses ...
Other .....

Federal Grant Funds
Grantor ....
Federal % ..

Capital Improvements Project Estimate	Estimated Total Project Cost	Prior Appropriations	Unobligated Balance	Appropriation Request FY 1974	Program Estimate FY 1975	FY 1976	FY 1977	FY 1978	FY 1979	Estimate Beyond Program Period
Prel. Surv...	75	75								
Site.....	216	120	100		96.0					
Cons. Serv...	2,158.5	---	---	1,132.5	1,026.0					
Construction	60	---	---	---	---	60				
Equipment....	2,509.5	195	100	1,132.5	1,122.0	60				
Total										

PROJECT JUSTIFICATION: Resident camping is a creative recreational and educational experience through group living in the great out-of-doors with qualified leadership. Camp life gives our American youth the element in which to grow. Camping utilizes the natural resources of the out-of-doors that stimulates youth's growth mentally, physically, socially and spiritually. Our urban children and youth would be deprived of a part of the growing up process if camp life were not a significant part of their life.

A survey was conducted by the District of Columbia Resident

SCOPE OF WORK OUTLINE: This project shall consist of water front erosion prevention and cabins for campers as outlined below.

1. Campers cabins; 20 campers and 2 counselors each.

   Two clusters of 5 cabins - unheated

2. Provide central bathhouse and toilets for each

Agency Department of Recreation

12-119 (continued) Justification (Continued)

Camping Coordinating Committee to identify children and youth who desire and would benefit from camping experiences. The committee located available existing space for our inner city youth. The statistics pointed out that there were not enough public and private camps with an 80 mile radius of the city to service youth, especially the vast number of deprived and disadvantaged youth.

The Department of Recreation has operated a few interim type of camps for many years. Many children and youth have benefited from these programs, especially in our Roving Leader Program. These benefits have aided many youth to improve their morale, health, mental attitudes and curtail anti-social behavior.

The Residential Camping Program at Scotland, Maryland will give our deprived and disadvantaged youth a chance in life to enjoy the out-of-doors, modify their behavior patterns and provide them with an opportunity to participate in wholesome social experiences that are not offered to them in the crowded hot city neighborhoods.

During the summer of 1970, 1,049 inner-city children and youths, ages 9-14 years, were served on this beautiful country site. During the fall of 1970, eighteen families from the inner-city enjoyed group family living in the great out-of-doors at the Department's camp site.

Tents were provided by the Army to house the youngsters.

In order to develop a quality program with safe and sanitary conditions, funds are vitally needed for construction of camp cabins and other essential facilities to enrich the camping program and to make services more meaningful.

The need for full development of the Department's camp site was exhibited in our limited operation during the summer of 1970. With our limited facilities and inadequate water base, only 1,049 could be served which meant thousands who requested

12-119 (continued) Scope of Work (Continued)

cluster of cabins.

3. Water Front Shore Erosion Prevention
   a. Bulkhead construction using jetties slope revetment, or groins. Gaboins and concrete sewer sections may be used for this work.
   b. Construction of a boating dock.
   c. Piling for netting at swimming area adjacent to dock.
4. Package Sewage Disposal Plant.

Agency Department of Recreation

12-119 (continued)

Justification (Continued)

and needed camping experiences away from the hot concrete and asphalt city were deprived of this opportunity. Having recognized the urgent need for full development of the District of Columbia's 217 acre camp site at the mouth of the Potomac River, we who are responsible for the quality of life and growth for our young cannot afford to wait in vain. The environmental quality of this great outdoor site provides an arena for early childhood and youth development so badly needed for our growing young population in the District of Columbia.

The Camp Site needs some immediate erosion control along its Potomac River bank from the south property line proceeding north pass the clearing to approximately 100 yards of the north wooded area, as the first phase to protect the shoreline. The bank has been viewed by representatives of the U. S. Corps of Engineers. The Engineers consider erosion control most important. They base this on the historical rate of shoreline erosion of two and one half feet per year as recorded by Maryland Geological Survey.

Scope of Work (Continued)

Agency Department of Recreation

FORM OBFM 7 (Rev. 4/22/72)

CAPITAL IMPROVEMENTS PROJECT SCHEDULE
FISCAL YEARS 1974-1979
(dollars in thousands)

Date of Preparation December 8, 1972

Fund General

Project Number: 12-105
Project Title: Benning Park

Project Location: 53rd & Southern Avenue, South East

Square & Lot Numbers:

Community Services Area No. 3

Capacity of Facility: 15,000 sq. ft.
8.5 Acres

Agency Priority: 2
Estimated Occupancy Date:
Month Aug. Year 1973

Replacement ☐ New ☒
Expansion ☐ Modernization ☐

Model Cities Area: ☐ Yes ☒ No

Urban Renewal Area:
Credit % .....

Estimated Operating Budget Costs

	Current	1st Year	2d Year
Maintenance .			
Program			177.7
Federal Grant			
Total			177.7

Relocation Data
Families .....
Individuals ..
Businesses ...
Other .....

Federal Grant Funds
Grantor ....

Federal % ..

Capital Improvements Project Estimate	Estimated Total Project Cost	Prior Appropriations	Unobligated Balance	Appropriation Request FY 1974	Program Estimate FY 1975	FY 1976	FY 1977	FY 1978	FY 1979	Estimate Beyond Program Period
Prel. Surv...										
Site.....										
Cons. Serv...	211.0	211.0	3.3							
Construction	2110.0	2110.0	313.7							
Equipment....	60.2			60.2						
Total	2381.2	2321.0	317.0	60.2						

PROJECT JUSTIFICATION: This recreation area will serve the community bounded by "C" Street, Southern Avenue and 40th Street, South East. Because of the dearth of recreation facilities in this community of more than 20,000 people, the National Capital Planning Commission over four years ago strongly recommended the development of Benning Park. Several public housing units are within a half mile of this site and this emphasizes the need for development. The elementary schools in the community are without recreation facilities,

SCOPE OF WORK OUTLINE: This structure should have approximately 15,000 square feet of floor space. The basic plan should include the following:

(a) A large community-play room which would have a stage and dressing rooms at one end. This room should also be designed in such fashion that it could be divided into several smaller rooms when needed by the use of accordian type fold away room dividers.

Agency Department of Recreation

12-105

Justification (Continued)

except for a few swings and sliding boards. Consequently, the community is without much needed facilities and the opportunities that professional recreation leadership provides.

The inclusion of the swimming pool will be a welcome resource. The already overcrowded Kelly Miller swimming pool is the closest pool and it is more than a mile away. The unique characteristics of this facility will not only serve the adjacent community but provide unparalled opportunities for the entire Anacostia area. This site is easily accessible by both public transportation and private auto.

The fact that the center is to be constructed upon sanitary landfill makes it a model for the nation to follow. This will be the first of its kind in the Washington area and it will prove the purpose of sanitary landfill, from pulp to playground.

This community is entitled to the recreation resources needed to provide the human development aspects that combat the pressures of daily living and these facilities are long overdue.

12-105

Scope of Work (Continued)

(b) A separate pre-school room with an adjacent toilet with facilities fitted to small children.

(c) A crafts room with adequate shelving, cupboards and bins. This room should be fitted with several 220 volt electric outlets for kiln operation. This craft room should also be supplied with a slop sink and number of built in work tables with adequate lighting.

A dark room for photo development with water supply, and ventilation should be a part of the craft room.

(d) A games room - pool, paddle tennis and other such activities can take place.

(e) A lounge and quiet games room with shelves for a small library.

(f) A kitchen of such size that small classes in cooking may be conducted.

(g) Every activity room should have ample storage space adjacent to it. There should also be a general storage room for larger items, and outdoor type of equipment which must be stored.

One section of the building shall consist of dressing rooms locker and basket storage areas, showers, toilets, office, first aid and similar rooms for the adjacent swimming pool. There should be access from the dressing areas to the main part of the building as well as from the outside.

The outdoor swimming pool shall be 82'-6" by 75'-1", surrounded by a concrete deck and fence.

The outside area shall include a sports field large enough for regulation football and baseball, an all weather 1/4 mile track, paved multi-use basketball courts, two tennis courts, two horseshoe pits, picnic area, portable bleachers, protective lighting of entire area and activity lighting for all of the above facilities. A portion of the outdoor area shall be reserved for children's gardens and nature study.

Agency Department of Recreation

12-105

Justification (Continued)

Category of Equipment	Benning Park
Recreational:	
Playground Specialties	10,600
Electronic & Visual	3,430
Outdoor Picnic	1,760
Indoor Specialties	2,710
Office & Furniture	6,600
Aquatic	12,900
Machines & Apparatus	9,700
Maintenance	12,500
TOTAL	60,200

12-105

Scope of Work (Continued)

(h) Toilets for male and female which can be entered from within the building and from without.

(i) A custodian's work room where there will be storage room for such tools as will be needed to care for the structure as well as the site such as resident type power mowers, wheelbarrows, rollers, garden hose, and various types of hand tools. This room should have a built in work bench and racks and shelves for orderly care of his equipment.

(j) An office for the director which has visual command of as much of the interior and exterior as is practical. Adjacent to the director's office there should be a staff toilet with a shower.

(k) A room for such mechanical equipment as furnace, central air conditioning, hot water heater, etc.

(l) A hobby and woodworking shop should also be a part of the project; outfitted with such power tools as saws, planers, jointers, sanders, lathes, and drill presses. It should have heavy work benches, and wood storage racks.

This structure should have a minimum of windows and such windows as are deemed necessary should be of unbreakable plastic.

The building should be air conditioned throughout, and the lighting should be able to compensate for the reduced number of windows.

All doors and windows should be set in steel frame and should be as tamper proof as can be made.

(m) An art room for painting, sculpture and other related arts with a storage room for easels and a rack for unfinished paintings.

Agency Department of Recreation

FORM OBFM 7 (Rev. 4/22/72)

CAPITAL IMPROVEMENTS PROJECT SCHEDULE
FISCAL YEARS 1974-1979
(dollars in thousands)

Date of Preparation December 8, 1972

Fund General

Project Number: 12-84
Project Title: Rosedale Recreation Center & Swimming Pool Replacement
Project Location:
17th & Gales Streets, North East

Square & Lot Numbers:

Community Services Area No. 5

Capacity of Facility: 11,000 sq. ft.
4.4 Acres

Agency Priority: 3
Estimated Occupancy Date:
Month Aug. Year 1973

Replacement [x] New [ ]
Expansion [ ] Modernization [ ]

Model Cities Area: [ ] Yes [x] No

Urban Renewal Area:
Credit % .....

Estimated Operating Budget Costs

	Current	1st Year	2d Year
Maintenance .			
Program		102.6	102.6
Federal Grant			
Total		120.6	102.6

Relocation Data None
Families .....
Individuals ..
Businesses ...
Other .....

Federal Grant Funds
Grantor .... None

Federal % ..

Capital Improvements Project Estimate	Estimated Total Project Cost	Prior Appropriations	Unobligated Balance	Appropriation Request FY 1974	Program Estimate FY 1975	FY 1976	FY 1977	FY 1978	FY 1979	Estimate Beyond Program Period
Prel. Surv...										
Site.....										
Cons. Serv...	85.5	85.5	1.8							
Construction	885.0	885.0	287.1							
Equipment....	45.6			45.6						
Total	1016.1	970.5	288.9	45.6						

PROJECT JUSTIFICATION: Swimming is one of the most popular summer sports in the city of Washington. Since initiating our pool building in 1962, the interest and activity in this field has grown apace. Never a large pool to begin with, the Rosedale pool is not permitted by the D. C. Public Health Department to have more than eighty (80) persons within its pool enclosure at any one time. This means that swimming time for an individual is severely limited and the time spent in line waiting to get in is very long, hot and tiresome.

SCOPE OF WORK OUTLINE: This project shall consist of a two-story structure of approximately 11,000 square feet, half of which space will be devoted to swimming pool, bathhouse facilities and the remaining half to be used as a community recreation center. Details of each are as follows:

Swimming Pool and Bathhouse - a filtration and chemical treatment plant, a re-circulating system and bathhouse. The pool shall be rectangular, 100' x 50'

Agency Department of Recreation

12-84 **Justification (Continued)**

Within a quarter-mile radius of the old Rosedale Pool, 9,500 people reside. This swimming pool, originally constructed in 1916 is hardly adequate to serve the community and the cost of maintenance is extremely high. The replacement pool would increase the capacity from 80 to 400.

This unit operated 316 days during the past fiscal year and use of the facility was extensive. As a matter of fact, the average daily attendance was 300. Yet, there is virtually no indoor space for recreation programs. Addition of the bath-house - recreation building combination will significantly add to the recreation services needed by this community.

In a recent study conducted by the Department, the Rosedale area ranked among the top ten communities in need of additional recreation facilities to meet the heavy usage demand of the community. This community should have a modern pool equal to those of other areas of the city and large enough to give the children adequate aquatic opportunities, and it has been requested by the community on many occasions.

12-84 **Scope of Work (Continued)**

depth from 3-1/2' to 12' of non-ferrous metal, poured concrete or gunnite concrete. Pool shall be engineered to remain dry during the winter months. There shall be two diving board stands, one - 1 meter and one - 3 meter stand. Pool shall be recessed and have built in ladders with stainless steel grab rails. Lifeline and lane anchors shall only be recessed cup-type anchors with replaceable eye hooks. Floor inlets or returns to aid in pool hydraulics and a self cleaning action.

Filtration and Chemical Treatment Plant - the plant shall be capable of turning over the capacity of the water volume of the pool in six hours or less. Two pumps per system, one is a standby unit. Filters shall be rapid sand, hi-rate sand or anthrafill. Pumps shall be horizontally split case with packing glands. Fully automatic chlorination and introduction of soda ash according to pH variation. The bath-house shall be approximately 5500 square feet and shall contain the filtration and chemical treatment plant, storage rooms, toilet rooms and dressing rooms, staff room, office and first aid room, heater room. Custodian equipment and storage room will be included with an outside door for lawn mower, etc.

Community Center - this portion of the building (5500 sq. ft.) shall consist of a community room, an auditorium with a stage at one end and the necessary dressing rooms and chair storage. It shall have a craft room with adequate wiring for 220 volt kilns, an office for staff, kitchen, storage spaces off each room, a lounge, custodian's quarters and toilets.

Special Equipment for Community Center - the stage shall contain:

1) Necessary tracks for stage curtain.
2) Full complement of stage lights, floor lights and fixed

Agency Department of Recreation

Justification (Continued)

Category of Equipment	Rosedale
Recreational:	
Playground Specialties	9,500
Electronic & Visual	2,860
Outdoor Picnic	1,240
Indoor Specialties	1,840
Office & Furniture	4,700
Aquatic	9,660
Machines & Apparatus	7,300
Maintenance	8,500
TOTALS	45,600

12-84

Scope of Work (Continued)

spotlights.
3) Cable winch and rigging for lowering stage - light necessary for lamp replacement.
4) Fixture for backdrip curtains on rear of stage.

Dressing Rooms shall contain:

1) Two (2) each make-up tables and lights. Each table should contain mirror and lights surrounding mirror.

2) Girl's dressing room should include cabinets 2' wide and built from floor to ceiling on east wall; metal doors with lock; adjustable shelves.

3) Boy's dressing room should include cabinets 2' wide and built from floor to ceiling on west wall; metal doors with lock; adjustable shelves.

Craft Room:

1) Install electrical outlets on each wall for 220 volts.
2) Install cabinets alongside wall 2' wide from ceiling to floor, with shelves and metal doors with locks.

Lobby:

1) Install felt directory board with light outside and overhead. Board should be 24" wide and 36" high; glass door with lock.
2) Install metal folding gates at entrance to auditorium from lobby (floor to ceiling); install lock on gate.
3) Install metal folding gate at entrance of lobby to day care room(floor to ceiling); install lock on gate.
4) Name of building to be installed on outside entrance.

Office shall contain: Complete lavatory in office for staff.

Kitchen shall contain:

1) Medium duty range with a minimum of 4 burner units and two (2) combination oven broilers.
2) Double sink and wall cabinets.
3) Cabinets to be installed below sink.

Agency Department of Recreation

FORM OBFM 7 (Rev. 4/22/72)

CAPITAL IMPROVEMENTS PROJECT SCHEDULE
FISCAL YEARS 1974-1979
(dollars in thousands)

Date of Preparation December 8, 1972

Fund General

Project Number: 12-112
Project Title: Center for the Mentally Retarded & Physically Handicapped
Project Location: Croissant Place extended into Res. 405 near 31st Street & G St., South East
Square & Lot Numbers: Sq 5466 & 5467

Community Services Area No. 3

Capacity of Facility: 22,000 sq. ft. 4 acres

Agency Priority: 4
Estimated Occupancy Date: Month Nov. Year 1974

Replacement ☐ New ☒
Expansion ☐ Modernization ☐

Model Cities Area: ☐ Yes ☒ No

Urban Renewal Area: NA
Credit % .....

Estimated Operating Budget Costs

	Current	1st Year	2d Year
Maintenance .			
Program		100	100
Federal Grant			
Total		100	100

Relocation Data NA
Families .....
Individuals ..
Businesses ...
Other .....

Federal Grant Funds
Grantor ....

Federal % ..

Capital Improvements Project Estimate	Estimated Total Project Cost	Prior Appropriations	Unobligated Balance	Appropriation Request FY 1974	Program Estimate FY 1975	FY 1976	FY 1977	FY 1978	FY 1979	Estimate Beyond Program Period
Prel. Surv...										
Site.....										
Cons. Serv...	165.	165								
Construction	1910.0	385	385.0	1525.						
Equipment....	56.2	---	---	---	56.2					
Total	2131.2	550	385.0	1525.	56.2					

PROJECT JUSTIFICATION: National attention has been focused upon the needs of the mentally retarded and physically handicapped in the past decade by numerous agencies, including the Joseph P. Kennedy, Jr. Foundation, the National Association for the Retarded Children, the National Therapeutic Recreation Society, The American Association for Health, Physical Education and Recreation and the Federal Government. The value and feasibility of recreation services and opportunities play a paramount role in providing comprehensive services to the retarded and handicapped.

SCOPE OF WORK OUTLINE: Development of a single story building with special features where necessary, with ground improvements for mentally and physically handicapped individuals. Building to have a combination gymnasium and auditorium; swimming pool with toilets and showers; arts and crafts room; two pre-school rooms with toilets; quiet games and reading room; home arts room; shop handicrafts room; multi-purpose room; first aid room; display room and lobby; three offices with

Agency Department of Recreation

12-112 (continued)

Justification (Continued)

The development of this facility would increase the Department's capability to assist with the education , social and vocational rehabilitation of the mentally retarded and handicapped. The addition of this center will enable the Department to further improve recreation service for the retarded; thus, providing more comprehensive services in the community for their rehabilitation.

The Center will establish a vitally needed focal point for programs for advancing public understanding and information related to the problems of mental retardation and the handicapped. The Center will also extend the opportunity for the retarded and handicapped to adjust and function as contributing citizens within the community. It will also provide a much needed training facility for individuals with basic interests in the rehabilitation of the retarded. The Department of Recreation operates a well coordinated program for the mentally retarded and handicapped. one of the largest in the country, but it is in dire need of this facility to expand and improve services to meet the increasing demand.

12-112 (continued)

Scope of Work (Continued)

adjoining toilet and shower facilities; storage area; toilets, hallways; heating, air conditioning and maintenance room. The natural site feature should be considered in the ground improvements. Special structured equipment will be necessary as well as some measure of protection from the weather and direct rays of the sun for part of the area. Some of the special equipment needed are ramps on the exterior of the building's main entrance and automatic opening doors. This facility would be adequate to properly take care of 400 handicapped persons per day.

Agency Department of Recreation

FORM OBFM 7 (Rev. 4/22/72)

CAPITAL IMPROVEMENTS PROJECT SCHEDULE
FISCAL YEARS 1974-1979
(dollars in thousands)

Date of Preparation December 8, 1972

Fund General

Project Number: 12-169
Project Title: Morgan (Happy Hollow) Playground Development
Project Location: 18th Street & Kalorama Road, North West
Square & Lot Numbers: Sq. 2558
Community Services Area No. 7
Capacity of Facility: 2.5 Acres

Agency Priority: 5
Estimated Occupancy Date: Month Jan. Year 1976
Replacement [x] New [ ]
Expansion [x] Modernization [ ]
Model Cities Area: [ ] Yes [ ] No
Urban Renewal Area:
Credit % .....

Estimated Operating Budget Costs

	Current	1st Year	2d Year
Maintenance & Program		200	200
Federal Grant			
Total		200	200

Relocation Data
Families .....
Individuals ..
Businesses ...
Other .....

Federal Grant Funds
Grantor ....
Federal % ..

Capital Improvements Project Estimate	Estimated Total Project Cost	Prior Appropriations	Unobligated Balance	Appropriation Request FY 1974	Program Estimate FY 1975	FY 1976	FY 1977	FY 1978	FY 1979	Estimate Beyond Program Period
Prel. Surv...										
Site.....	688	688	479.9							
Cons. Serv...	21.5	---	---	14	7.5					
Construction	216	---	---	---	216					
Equipment....	20	---	---	---	---	20				
Total	945.5	688	479.9	14	223.5	20				

PROJECT JUSTIFICATION: The Department of Recreation and the D. C. Public Schools have jointly involved the Adams-Morgan community in an overall planning development and have obtained a concensus for the expansion of the limited area now comprising the Morgan-Happy Hollow school and community playground site.

This planning included the removal and replacement of the existing Morgan elementary school.

SCOPE OF WORK OUTLINE: This project shall consist of the development of additional acreage which, added to the present holdings, will provide a community-school playground of a size and character to meet the needs of the community.

The additional development will include the following recreational elements:

Agency Department of Recreation

95-872 O - 73 - pt. 2 -- 40

12-169 **Justification (Continued)**

The first step in this development has been taken. Plans for the new school and for the development of the existing site have been agreed upon. Their implementation is presently under contract as part of the school's budget.

As a part of its share in this development the Department of Recreation has requested and received an appropriation for the acquisition of three pieces of private property which are contiguous to the playground. These three lots which are presently in the process of acquisition, have been secured with the assistance of BOR and we thus anticipate a savings from appropriated funds. We propose to acquire additional contiguous property if and when authority is obtained to expend the above savings in hand.

The acquisition of these additional parcels would permit us to round out the playground area and to provide additional facilities for the community as described in the scope of work.

In this community of some 28,000 persons there is a dearth of playspace. When the new Morgan school is built and operating the limited acreage which presently comprise this playground will indeed be overcrowded.

It is, therefore, of the utmost urgency that property contiguous to that which the District presently holds and that planned for further acquisition should be developed as an integral part of the playground.

12-169 **Scope of Work (Continued)**

1) Extension of existing outfield for softball field.

2) Sitting-out areas for adults with tot-lot adjacent.

3) Senior citizens area with game tables, benches, etc., if feasible.

4) Appropriate landscaping and protective lighting.

Agency Department of Recreation

FORM OBFM 7 (Rev. 4/22/72)

CAPITAL IMPROVEMENTS PROJECT SCHEDULE
FISCAL YEARS 1974-1979
(dollars in thousands)

Date of Preparation December 8, 1972

Fund General

Project Number: 12-12
Project Title: Wheatley Playground
Community Bldg. & Site Development
Project Location: Montello Avenue & Morse Street, North East
Square & Lot Numbers: Res. 708 Sq. 4066
Community Services Area No. 6
Capacity of Facility: 14,890 sq. ft.
1.87 Acres

Agency Priority: 6
Estimated Occupancy Date:
Month Dec. Year 1974
Replacement [ ] New [x]
Expansion [ ] Modernization [ ]
Model Cities Area: [x] Yes [ ] No
Urban Renewal Area:
Credit % .....

Estimated Operating Budget Costs

	Current	1st Year	2d Year
Maintenance .			
Program		110	110
Federal Grant			
Total		110	110

Relocation Data
Families .....
Individuals ..
Businesses ...
Other .....

Federal Grant Funds
Grantor ....
Federal % ..

Capital Improvements Project Estimate	Estimated Total Project Cost	Prior Appropriations	Unobligated Balance	Appropriation Request FY 1974	Program Estimate FY 1975	FY 1976	FY 1977	FY 1978	FY 1979	Estimate Beyond Program Period
Prel. Surv...										
Site.....	121.8	61.8	----	60						
Cons. Serv...	1,198.0	50.0	50.0*	1,148						
Construction	22.4	5.0	----	----	17.4					
Equipment....										
Total	1,342.2	116.8		1,208	17.4					

PROJECT JUSTIFICATION: This project, which is located adjacent to the Wheatley School was Parks' Reservation 708. It has 1.87 acres and was transferred in 1968 to the District of Columbia for recreation purposes. It is also a part of the Recreation System Plan.

This project was originally programmed for playground site improvement. However, there has been growing citizens demand for a community center structure to be erected on part of the site.

The project is being resubmitted in order that additional funds may be provided for the new design and ultimate construction.

SCOPE OF WORK OUTLINE: This structure should have approximately 10,000 square feet of floor space. The basic plan should include the following:

(a) A large auditorium-gymnasium which would have a stage and dressing rooms at one end. This room should also be designed in such fashion that it could be divided into smaller rooms when needed by the use of accordian type fold away room dividers.

Agency Department of Recreation

12-12 Justification (Continued)

The recent addition to Wheatley School did not provide for after school recreation. Citizens have viewed this as an oversight and urge that it be rectified at an early date by providing the community building and ground development.

Development of the plans for this project will be coordinated with the Model Cities Commission in order that there be no duplication and the best possible use of the structure for all community purposes.

*Project was originally programmed for construction by the National Park Service and, some funds were obligated. Project was later transferred to the District Government for District construction.

12-12 Scope of Work (Continued)

(b) A separate pre-school room with an adjacent toilet with facilities fitted to small children.

(c) A crafts room with adequate shelving, cupboards and bins. This room should be fitted with several 220 volt electric outlets for kiln operation. This craft room should also be supplied with a slop sink and number of built in work tables with adequate lighting.

A dark room for photo development with water supply and ventilation should be a part of the craft room.

(d) A games room for pool, ping pong and other such activities.

(e) A lounge and quiet games room with shelves for a small library.

(f) A kitchen of such size that small classes in cooking may be conducted.

(g) Every activity room should have ample storage space adjacent to it. There should also be a general storage room for larger items and outdoor type of equipment which must be stored.

(h) Toilets for male and female which can be entered from within the building and from without.

(i) A custodian's work room where there will be storage room for such tools as will be needed to care for the structure as well as the site such as resident type power mowers, wheelbarrows, rollers, garden hose, and various types of hand tools. This room should have a built in work bench and racks and shelves for orderly care of his equipment, and access immediately outside.

(j) An office for the director which has visual command of as much of the interior and exterior as is practical. Adjacent to the director's office there should be a staff toilet with a Shower.

(continued)

Agency Department of Recreation

Justification (Continued)

12-12

Scope of Work (Continued)

(k) A room for such mechanical equipment as furnace, central air conditioning, hot water heater, etc.

(l) A hobby and wood working shop should also be a part of this project, outfitted with such power tools as saws, planers, jointers, sanders, lathes and drill presses. It should have heavy work benches, and wood storage racks.

This structure should have a minimum of windows and such windows as are deemed necessary should be of unbreakable plastic.

All doors and windows should be set in steel frame and should be as tamper proof as can be made.

Agency Department of Recreation

FORM OBFM 7 (Rev. 4/22/72)

CAPITAL IMPROVEMENTS PROJECT SCHEDULE
FISCAL YEARS 1974-1979
(dollars in thousands)

Date of Preparation December 8, 1972

Fund General

Project Number: 12-21
Project Title: Bald Eagle Playground Building Replacement & Site Development
Project Location: Nichols Avenue & Joliet Street, South West
Square & Lot Numbers: Res. 561
Community Services Area No. 4
Capacity of Facility: 7,300 sq. ft. 4.3 ± Acres

Agency Priority: 7
Estimated Occupancy Date: Month Dec. Year 1974
Replacement [x] New [ ]
Expansion [ ] Modernization [x]
Model Cities Area: [ ] Yes [x] No
Urban Renewal Area: NA
Credit % .....

Estimated Operating Budget Costs

	Current	1st Year	2d Year
Maintenance .			
Program		70	70
Federal Grant			
Total		70	70

Relocation Data NA
Families .....
Individuals ..
Businesses ...
Other .....

Federal Grant Funds
Grantor ....
Federal % ..

Capital Improvements Project Estimate	Estimated Total Project Cost	Prior Appropriations	Unobligated Balance	Appropriation Request FY 1974	Program Estimate FY 1975	FY 1976	FY 1977	FY 1978	FY 1979	Estimate Beyond Program Period
Prel. Surv...										
Site.....										
Cons. Serv...	76.0	40.0	---	36.0						
Construction	752.0	200.0	200 *	552.0						
Equipment....	18.6	5.0	---	---	13.6					
Total	846.6	245.0	200	588.0	13.6					

PROJECT JUSTIFICATION: Nearly 8,000 persons reside within walking distance of this playground. Existing facilities are grossly inadequate. The structure is a converted World War II Barracks. It is frame construction and unsafe for public assembly purposes. It should be replaced with a fireproof building.

The outdoor area has never been fully developed. The 4 acres can be made much more functional through the planned development. The area needs hardsurfaced game areas, tennis courts, spray area, fencing, walks, drainage and activity lighting of all sports areas.

SCOPE OF WORK OUTLINE: This structure should have approximately 6,000 square feet of floor space. The basic plan should include the following:

(a) A large community-playroom which would have a stage and dressing rooms at one end. This room should also be designed in such fashion that it could be divided into several smaller rooms when needed by the use of accordian type fold away room dividers.

Agency Department of Recreation

12-21 (continued) Justification (Continued)

The proposed playground will be the focal point for community activities for the residents. Most of the housing in the area consists of apartments with little or no outdoor play space. The public playground will serve as the only open space in the neighborhood.

Recent citizen involvement has indicated considerable interest in the development of this area. These requests can be met with the project as described.

*Project was originally programmed for construction by the National Park Service and, some funds were obligated. Project was later transferred to the District Government for District construction.

12-21 (continued) Scope of Work (Continued)

(b) A separate pre-school room with an adjacent toilet with facilities fitted to small children.

(c) A crafts room with adequate shelving, cupboards and bins. This room should be fitted with several 220 volt electric outlets for kiln operation. This crafts room should also be supplied with a slop sink and number of built in work tables with adequate lighting.

(c-1) A dark room for photo development with water supply and ventilation should be a part of the craft room.

(d) A games room, pool, paddle tennis and other such activities can take place.

(e) A lounge and quiet games room, with shelves for a small library.

(f) A kitchen of such size that small classes in cooking may be conducted.

(g) Every activity room should have ample storage space adjacent to it. There should be a general storage room for larger items and outdoor types of equipment which must be stored.

(h) Toilets for male and female which can be entered from within the building and from without.

(i) A custodians work room where there will be storage room for such tools as will be needed to care for the structure as well as the site, such as resident type power mowers, wheelbarrows, rollers, garden hose, and various types of hand tools. This room should have a built in work bench and racks and shelves for orderly care of his equipment.

(j) An office for the director which has visual command of as much of the interior and exterior as is practical. Adjacent to the director's office there should be a staff toilet with a shower.

(k) A room for such mechanical equipment as furnace, central air conditioning, hot water heater, etc.

Agency Department of Recreation

Justification (Continued)	12-21 (continued) Scope of Work (Continued)
	(l) A hobby and woodworking shop should also be a part of project, outfitted with such power tools as saws, planers, jointers, sanders, lathes and drill presses. It should have heavy work benches, and wood storage racks. (m) An art room for painting, sculpture and other related arts with a storage room for easels and a rack for unfinished paintings. This structure should have a minimum of windows and such windows as are deemed necessary should be of unbreakable plastic. The building should be air conditioned throughout and the lighting provided should be able to compensate for the reduced number of windows. All doors and windows should be set in steel frame and should be as tamper proof as can be made. Ground Development: Spray area, softball diamond with backstop, one (1) senior basketball court; one (1) Biddy Basketball court; small children's play area for swings, slides, modern apparatus; older children's play area for heavy duty apparatus; one (1) handball court; two (2) tennis courts; regulation shuffleboard area-2 courts; passive area for sitting, discussion and quiet games; multi-use area for volleyball, badminton, paddle tennis. This area, of smooth blacktop, shall be provided with sleeve joints for post placement and net attachments. Level ground area as needed. Provide bleacher seating for 75 to 100 near softball diamond.

Agency Department of Recreation

FORM OBFM 7 (Rev. 4/22/72)

CAPITAL IMPROVEMENTS PROJECT SCHEDULE
FISCAL YEARS 1974-1979
(dollars in thousands)

Date of Preparation December 8, 1972

Fund General

Project Number: 12-73
Project Title: Park View Playground Building Replacement
Project Location: Warder Street & Princeton Place, North West
Square & Lot Numbers: 3032, 1
Community Services Area No. 7
Capacity of Facility: 4,200 sq. ft.

Agency Priority: 8
Estimated Occupancy Date:
Month Sept. Year 1974
Replacement [x] New [ ]
Expansion [ ] Modernization [ ]
Model Cities Area: [ ] Yes [x] No
Urban Renewal Area: NA
Credit % .....

Estimated Operating Budget Costs

	Current	1st Year	2d Year
Maintenance .			
Program		70	70
Federal Grant			
Total		70	70

Relocation Data NA
Families .....
Individuals ..
Businesses ...
Other .....

Federal Grant Funds
Grantor ....
Federal % ..

Capital Improvements Project Estimate	Estimated Total Project Cost	Prior Appropriations	Unobligated Balance	Appropriation Request FY 1974	Program Estimate FY 1975	FY 1976	FY 1977	FY 1978	FY 1979	Estimate Beyond Program Period
Prel. Surv...										
Site.....										
Cons. Serv...	34.6	29.6		5.0						
Construction	345.0	75.0	75.0 *	270.0						
Equipment....	15.0	---	---	---	15.0					
Total	394.6	104.6	75.0	275.0	15.0					

PROJECT JUSTIFICATION: It is desired to replace a small existing building constructed in the 1920's with a modern building which will more nearly meet the needs of the community. The present building contains little more than one room and an office. It is suitable as a shelter from the weather, but not as a recreation program resource of any consequence.

A modern recreation program requires a facility for pre-school age children's indoor activities; rooms for arts and crafts; a kitchenette for preparing and serving light refreshments at parties and

SCOPE OF WORK OUTLINE: This structure should have approximately 4,000 square feet of floor space. The basic plan should include the following:

(a) A large community-play room should be provided. This room should also be designed in such fashion that it could be divided into two smaller rooms when needed by the use of accordian type fold-away room dividers.

(b) A separate pre-school room with an adjacent toilet with facilities fitted to small children.

Agency Department of Recreation

631

12-73 (continued) Justification (Continued)

socials, as well as elementary cooking instructions; and large game rooms for ping pong, pool, meetings, dances, parties, etc.

The NCPC Recreation Plan calls for a well equipped recreation center and playground at this location. There are nearly 8,000 persons residing in the immediate neighborhood. Over 900 elementary-aged children attend the nearby Park View School and would wish to take advantage of the augmented recreation program resulting from this new building.

*Project was originally programmed for construction by the National Park Service and, some funds were obligated. Project was later transferred to the District Government for District construction.

12-73 (continued) Scope of Work (Continued)

(c) A crafts room with adequate shelving, cupboards and bins. This room should be fitted with several 220 volt electric outlets for kiln operation. This crafts room should also be supplied with a slop sink and number of builtin work tables with adequate lighting.

(d) A kitchenette adjacent to the community room.

(e) Every activity room should have ample storage space adjacent to it. There should also be a general storage room for larger items and outdoor types of equipment which must be stored.

(f) Toilets for male and female which can be entered from within the building and from without.

(g) A custodian's work room where there will be storage room for such tools as will be needed to care for the structure, as well as the site, such as resident type power mowers, wheelbarrows, rollers, garden hose, and various type of hand tools. This room should have a built-in work bench and racks and shelves for orderly care of his equipment and exterior access.

(h) An office for the director which has visual command of as much of the interior and exterior as is practical. Adjacent to the director's office there should be a staff toilet with a shower.

(i) A room for such mechanical equipment as furnace, central air conditioning, hot water heater, etc.

This structure should have a minimum of windows and such windows as are deemed necessary should be of unbreakable plastic.

The building should be air conditioned throughout and the lighting provided should be able to compensate for the reduced number of windows.

Agency Department of Recreation

FORM OBFM 7 (Rev. 4/22/72)

CAPITAL IMPROVEMENTS PROJECT SCHEDULE
FISCAL YEARS 1974-1979
(dollars in thousands)

Date of Preparation December 8, 1972

Fund General

Project Number: 12-113
Project Title: Douglass Community Center Ground Development
Project Location:

Square & Lot Numbers: Res. 519

Community Services Area No. 4

Capacity of Facility: 5 Acres

Agency Priority: 5
Estimated Occupancy Date:
Month Aug. Year 1974

Replacement [ ] New [x]
Expansion [ ] Modernization [ ]

Model Cities Area: [ ] Yes [x] No

Urban Renewal Area:
Credit % .....

Estimated Operating Budget Costs

	Current	1st Year	2d Year
Maintenance .			
Program		100	100
Federal Grant			
Total		100	100

Relocation Data
Families .....
Individuals ..
Businesses ...
Other .....

Federal Grant Funds
Grantor ....
Federal % ..

Capital Improvements Project Estimate	Estimated Total Project Cost	Prior Appropriations	Unobligated Balance	Appropriation Request FY 1974	Program Estimate FY 1975	FY 1976	FY 1977	FY 1978	FY 1979	Estimate Beyond Program Period
Prel. Surv...										
Site.....										
Cons. Serv...	21.0			21.0						
Construction	218.0	---	---	218.0						
Equipment....	10.0	---	---	---	10.0					
Total	249.0	---	---	239.0	10.0					

PROJECT JUSTIFICATION: This playground is in the midst of a rapidly growing low income community, and the portion of this area already built, pool and community building have generated a greatly increased demand that the site be developed to its full potential. Funds available for the swimming pool and recreation center are not adequate to provide for development of the site.

SCOPE OF WORK OUTLINE: Develop site to complete the project that was started with the completion of the recreation building in the spring of 1970. The construction will provide for the following items:
Athletic field for baseball and football
Bleachers and players benches
Two (2) basketball courts
Multi-use court (for volleyball and tennis.)

Agency Department of Recreation

12-113 (continued) **Justification (Continued)**

12-113 (continued) **Scope of Work (Continued)**

Small amphitheater (for storytelling and drama)
Elementary apparatus area
Pre-school apparatus area
Two (2) horseshoe courts
Activity lighting for basketball and field games
Fencing, walks, drinking fountains, benches and trash receptacle.
Planting.

Agency Department of Recreation

FORM OBFM 7 (Rev. 4/22/72)

CAPITAL IMPROVEMENTS PROJECT SCHEDULE
FISCAL YEARS 1974-1979
(dollars in thousands)

Date of Preparation December 8, 1972

Fund General

Project Number: 12-80-A
Project Title: Langdon Park (East) Building Replacement
Project Location: 20th & Franklin Streets, North East

Square & Lot Numbers: (Res. 446) 4251, 4252, 4215, 4216
Community Services Area No. 2

Capacity of Facility: 15,000 sq. ft.
10 Acres

Agency Priority: 10
Estimated Occupancy Date:
Month Nov. Year 1976

Replacement [x] New [ ]
Expansion [ ] Modernization [ ]

Model Cities Area: [ ] Yes [ ] No

Urban Renewal Area:
Credit % .....

Estimated Operating Budget Costs

	Current	1st Year	2d Year
Maintenance .			
Program		70	70
Federal Grant			
Total		70	70

Relocation Data
Families .....
Individuals ..
Businesses ...
Other .....

Federal Grant Funds
Grantor ....

Federal % ..

Capital Improvements Project Estimate	Estimated Total Project Cost	Prior Appropriations	Unobligated Balance	Appropriation Request FY 1974	Program Estimate FY 1975	FY 1976	FY 1977	FY 1978	FY 1979	Estimate Beyond Program Period
Prel. Surv...										
Site.....										
Cons. Serv...	110.0		---	70.0	40.0					
Construction	1,100.0		---	---	1,100.0					
Equipment....	38.8		---	---	---	38.8				
Total	1,248.8		---	70.0	1,140.0	38.8				

PROJECT JUSTIFICATION: This is an existing playground, the structure of which is completely inadequate. It was built shortly after World War II and was intended to be the first section of a much larger structure.

The growth and volume of neighborhood demand in this area is for a definite expansion of facilities and program services. The limitations of the existing antiquated structure precludes the type of recreation service which should be rendered in this community.

In fiscal 1968 funds were received sufficient to build a swimming

SCOPE OF WORK OUTLINE: This structure should have approximately 15,000 square feet of floor space. The basic plan should include the following:

(a) A large community room which would have a portable stage and chair storage. This room should also be designed in such fashion that it could be divided into smaller rooms when needed by the use of accordian type fold away room dividers.

Agency Department of Recreation

12-80 (continued) Justification (Continued)

pool and some site development.

As a result of our aquatics activity on this large wooded playground the demand for year round community services in other recreation areas has been intensified.

The public is now demanding a large variety of year round indoor services which can only be provided with a building having at least 15,000 square feet of floor space.

12-80A (continued) Scope of Work (Continued)

(b) A gymnatorium approximately 7500 square feet with a stage, dressing rooms, a basketball court (74'x42',) fold away bleachers and equipment and chair storage.

(c) A separate pre-school room with an adjacent toilet with facilities fitted to small children.

(d) A crafts room with adequate shelving, cupboards and bins. This room should be fitted with several 220 volt electric outlets for kiln operation. This crafts room should also be supplied with a slop sink and number of built in work tables with adequate lighting.

(d-1) A dark room for photo development with water supply and ventilation should be a part of the craft room.

(e) A games room, pool, paddle tennis and other such activities can take place.

(f) A lounge and quiet games room, with shelves for a small library.

(g) A kitchen of such size that small classes in cooking may be conducted.

(h) Every activity room should have ample storage space adjacent to it. There should also be a general storage room for larger items and outdoor types of equipment which must be stored.

(i) Toilets for male and female which can be entered from within the building and from without.

(j) A custodians work room where there will be storage room for such tools as will be needed to care for the structure as well as the site, such as resident type power mowers, wheelbarrows, rollers, garden hose, and various types of hand tools. This room should have an exterior door,a built in work bench and racks and shelves for orderly care of his equipment.

(k) An office for the director which has visual command of as much of the interior and exterior as is practical. Adjacent to the director's office there should be a staff toilet with a

Agency Department of Recreation

Justification (Continued)	12-8ρ_A (continued) Scope of Work (Continued)
	shower. (l) A room for such mechanical equipment as furnace, central air conditioning, hot water heater, etc. (m) A hobby and woodworking shop should also be a part of this project, outfitted with such power tools as saws, planers, jointers, sanders, lathes, and drill presses. It should have heavy work benches, and wood storage racks. (n) An art room for painting, sculpture and other related arts with a storage room for easels and a rack for unfinished paintings. This structure should have a minimum of windows and such windows as are deemed necessary should be of unbreakable plastic. The building should be air conditioned throughout and the lighting provided should be able to compensate for the reduced number of windows. All doors and windows should be set in steel frame and should be as tamper proof as can be made.

Agency Department of Recreation

CAMPSITE DEVELOPMENT, SCOTLAND, MD. (SEE PP. 612–614)

[CLERKS' NOTE.—See page 1642 for memorandum voluntarily reducing the cost of this project.]

Mr. NATCHER. First, under your "Campsite Development," you are requesting $1,132,500 for construction. Mr. Cole, it appears you have changed the scope of this project somewhat from last year.

CHANGE IN SCOPE OF PROJECT

I believe last year you projected a total estimated cost of $4.350 million. This year it is shown as $2,509,500. Justify your request, including the basis for the estimate, and give us the number of square feet and just where we are, Mr. Cole.

Any time you want to refer back to your associates, you go right ahead.

Mr. COLE. Yes.

Mr. Chairman, in addressing yourself to the change of scope from $4.3 million, I think it was last year, at that time that was not a firm estimate because we did not have the planning at a point to develop the master plan to give a true cost estimate. As you see, the program as you have often said and with which I fully agree, is put into phases; we are putting it in for 2 years or phasing in.

As a result of not having the master plan and taking a "guesstimate" at cost, it has been reduced now to reflect firmer estimates and we have some firm plans as to what we are going to do.

We are talking about $2.5 million, actually, with the request in this year's 1974 capital of $1,132,500 for the first phase of the development. I would like, if possible, Mr. Chairman, and I think it would be helpful to the committee to display these to you. We have another set for Mr. Coughlin.

Mr. NATCHER. You have another set?

Mr. COLE. Right.

Mr. NATCHER. Same thing?

Mr. COLE. Same thing.

Mr. NATCHER. All right. Now go right ahead.

CABINS FOR CAMPSITE

Mr. COLE. Now, Mr. Chairman, we felt this would be helpful to the committee because the red lines [pointing] address themselves to the specific area of the camp, for the first phase of development, $1.132 million. The circle that you see in the right center below is where we are requesting to develop the cabins. These are 2 clusters of 5 cabins, unheated, 20 campers and 2 counselors in each cabin.

NUMBER OF CHILDREN SERVED BY CAMP PROGRAM

In other words, we are talking about serving 200 youth between the ages of 9 and 14, and with the 20 counselors 220 people would be served per week for 11 weeks in the summer.

SELECTION OF CHILDREN FOR CAMP PROGRAM

Quickly I would like to say that these youth are generally those who are very poor, deprived, who very rarely get out of the city, who do not even know what our countryside looks like. Many of them are playing in alleys. We work with the Department of Human Resources, through the welfare people, to identify those needing camping experiences. We work with National Capital Housing Authority to get those kids who are in greatest need. That does not mean, though, Mr. Chairman, that we do not serve any of the other youth in the city because we have had some very good affluent kids, who have gone down and who have worked as volunteers in the camping program.

This would help if I can pass it along, because it gives an idea, the color pictures. Those were taken there. It gives a better visual aid. We are talking about 217 acres of property that this committee and the Department of Interior together bought for us.

LOCATION AND SIZE OF CAMPSITE

Mr. NATCHER. It is down the Potomac River how far?

Mr. Coughlin is new now.

Mr. COLE. Eighty miles down southern Maryland at Point Lookout.

Mr. NATCHER. On the right side going down?

Mr. COLE. That is correct.

Mr. NATCHER. Approximately how many acres?

Mr. COLE. 217 acres.

Mr. NATCHER. That is what we are talking about as far as this campsite development is concerned.

How many square feet are we talking about now from the standpoint of the development of this project.

TWO PARTS OF PRESENT PROJECT

Mr. STAROBIN. This project breaks up into two basic parts, the construction of 10 cabins and 2 bathhouses. Then an amount of money for site development.

EROSION CONTROL AND CORPS OF ENGINEERS

The largest sum of money is going into site development, some $792,500, of which the largest single element is for erosion control on the banks.

Mr. NATCHER. Why not the Corps of Engineers?

Mr. STAROBIN. Why should they not do it, sir?

Mr. NATCHER. Yes, Colonel; you are an old member.

Mr. STAROBIN. Right, sir. I know the corps is an expert at this type of thing.

Mr. NATCHER. Why are we talking in terms of money for the District?

Mr. STAROBIN. I do not believe the corps would pay for this out of their own money. They perhaps would undertake it, but we would have to reimburse them for it.

Mr. NATCHER. I understand. This is not a project that would be under the control of the corps, from the standpoint of flood control or anything like that?

95-872 O - 73 - pt. 2 -- 42

When you say erosion control, you are on the bank of the Potomac now?

Mr. STAROBIN. Right, sir.

Mr. NATCHER. Is that not correct?

Mr. STAROBIN. That is correct.

Mr. NATCHER. How much of the present request do you have set aside for this particular project?

Mr. STAROBIN. $702,000.

Mr. NATCHER. Have you checked with the Corps of Engineers to see whether or not this is a matter that could come under the corps?

Mr. STAROBIN. We have discussed this project in great detail with them.

Mr. Buhl, who was team captain for this area, can discuss this a bit further. Can you tell us about your conversations with them?

CORPS OF ENGINEERS COST ESTIMATE

Mr. BUHL. We have contacted the corps, we have worked with them. They have indicated that if we give them something in the vicinity of $1 million, they will undertake the task and build it.

Mr. NATCHER. Probably cheaper for us to handle it then, would it not be?

Mr. STAROBIN. Yes.

Mr. NATCHER. I have seen that happen before, too, Mr. Cole.

Mr. BUHL. We have done this. We have developed the details for the protection of the coast together with the Corps of Engineers. They have given us five different proposals for design and we have priced them out and we have chosen the cheapest one.

Mr. NATCHER. I understand.

UTILIZATION OF FUNDS

Could these funds be utilized during the fiscal year 1974 if this project is approved?

Mr. STAROBIN. Yes, sir.

Mr. NATCHER. All right.

Mr. Coughlin, on this campsite development.

ANALYSIS OF CAMPSITE DEVELOPMENT COSTS

Mr. COUGHLIN. Thank you very much, Mr. Chairman.

You say $795,000 of the $2.5 million total is for site development. Can you give us a breakdown on the rest of the costs?

Mr. STAROBIN. I am addressing myself at this time only to the $1,232,500 in this year's budget. The rest of the money is, first of all, in site development; I mentioned erosion control at $702,000; a package sewage plant at $76,500; water supply, $12,000; electric service, $2,000.

Mr. COUGHLIN. Can you slow down a bit?

Water supply?

Mr. STAROBIN. $12,000, for running water service out to buildings; electric service, $2,000; then printing and testing, $17,500.

COST OF CABINS

Now we come back to the facilities. Ten cabins, each 1,155 square feet. We price this out at $23.80 per square foot; two bathhouses, each

approximately 620 square feet. This we price out at $38.30 a square foot, sir.

Mr. COUGHLIN. What is the total cost per cabin?

Mr. STAROBIN. Ten cabins total $275,000. Each cabin would be then $27,500.

Mr. COUGHLIN. Each cabin is $27,500?

Mr. STAROBIN. Right, sir.

Mr. COUGHLIN. Each cabin?

Mr. STAROBIN. Right, sir.

Mr. COLE. Each cabin?

Mr. COUGHLIN. And that is with no plumbing facilities in the cabins themselves?

Mr. STAROBIN. That is right, sir. They have electricity.

Mr. COUGHLIN. Electricity but no plumbing and no heating?

Mr. STAROBIN. That is right, sir.

Mr. NATCHER. Off the record.

[Discussion off the record.]

Mr. COUGHLIN. That seems like an extraordinarily high figure.

Mr. STAROBIN. It does to me too, sir; but my estimaters have been working on this.

USE OF ALUMINUM FOR CABIN CONSTRUCTION

As a matter of fact, we have determined it is cheaper to go to aluminum rather than wood any more. The price of this type of construction has so inflated over the past several years.

Mr. COUGHLIN. I could build a whale of a cabin for $27,500.

SITE DEVELOPMENT COSTS FOR EROSION CONTROL

The $972,500 going for site development, what is that to do?

Mr. STAROBIN. The largest portion of it, as I said, is for erosion control. That will consist of a bulkhead along the shoreline. It will mean driving piling, then facing it with heavy timber to prevent the continued erosion of the shoreline.

We have a situation where the shoreline is standing in the form of a cliff. As the wave action gradually undermines it and it keeps falling into the water so that the shoreline is receding at the rate of 2 to 3 feet a year.

The intent of this erosion control is to prevent this continued eating away of the shoreline.

There will also be jetties to prevent the scouring action of the currents.

LENGTH OF RIVERFRONT INVOLVED IN PROJECT

Mr. COUGHLIN. And for what length of the riverfront will this be?

Mr. STAROBIN. 4,300 linear.

Mr. COUGHLIN. It is necessary to control the entire 4,300 feet in order to provide the recreational facilities at the camp?

Mr. STAROBIN. No, but, if you leave a portion of the shore unprotected, then the erosion is around the bulkhead and there will be a gradual eating away behind the area that is protected. This area could be looked at more fully but generally when you go into a shore erosion

project you have to protect the entire shore or any part left unprotected provides the entry point for scouring behind your protective device.

I am informed that this length of bulkhead comes between two natural cutoff points from a creek to another creek.

Mr. BUHL. There is a natural cutoff point at the upstream side of the bulkhead called Potters Creek where we will turn the bulkhead toward land and prevent erosion behind it.

Mr. COUGHLIN. Mr. Chairman, the project seems like a marvelous one from a recreational standpoint. My only concern is the cost—$2 million for a camp for 200 people seems extraordinarily expensive. I have no further questions.

CLARIFICATION OF NUMBER OF CHILDREN USING CAMPSITE

[CLERK'S NOTE.—Subsequent to the hearings, the following information was submitted for the record:]

GOVERNMENT OF THE DISTRICT OF COLUMBIA,
DEPARTMENT OF RECREATION,
Washington, D.C., May 16, 1973.

MR. EARL C. SILSBY,
Staff Assistant, Subcommittee on District of Columbia, U.S. House of Representatives, Capitol Building, Washington, D.C.

DEAR MR. SILSBY: During the House subcommittee hearings on Friday, May 11, at 10 a.m., on the Department of Recreation's fiscal year 1974 capital outlay budget requests, I believe I heard Representative R. Lawrence Coughlin (R.-Pa.) remark that $2.5 million is a lot of money to build a camp for 200 boys, or words to that effect. I did not get an opportunity to speak at that point because of the fast dialog going on at that time.

I have not seen a copy of the testimony at this writing. If my belief is correct, I would appreciate your help, Mr. Silsby, to bring the correct information on this matter to Representative Coughlin and Chairman Natcher for the record.

The correct information is as follows:

The $2.5 million estimated total cost to complete the entire camp (Scotland, Md.) project, as the record shows, is correct.

The $2.5 million to construct the camp at Scotland for 200 boys was incorrect.

The correct information is:

200 boys or girls per week for 11 weeks during the summer—June 18 to September, Labor Day, or 2,000 campers which includes about 400 girls.

Further, during the fall and early spring, we now use tent camping on weekends for:

1. Family and group weekend camping, presently accommodating approximately 40 to 50 persons per weekend. This program could be expanded.

2. Our Roving Leaders use the camp very extensively on weekends, serving approximately 75 to 100 boys and/or girls during the fall and early spring.

3. Our short-range plans, when the first phase of development is completed, will tie in with the public school program and programs provided by the Health and Welfare Council.

Thank you for whatever action you take to bring this matter to the attention of Representative Coughlin and Chairman Natcher.

Sincerely yours,

JOSEPH H. COLE, *Director.*

VOLUNTARY REDUCTION IN CAMPSITE REQUEST

[Clerk's Note.—Subsequent to the hearings, the following information was submitted for the record:]

MAY 18, 1973.

MEMORANDUM—GOVERNMENT OF THE DISTRICT OF COLUMBIA

To: Comer S. Coppie, Special Assistant to the Mayor for Budget and Financial Management.
From: Sam D. Starobin, Director.
Subject: Fiscal year 1974 Capital budget—Cost reduction for project No. 12-119, campsite development, Scotland, Md.

Subsequent to the recent budget hearings held by the House Subcommittee on Appropriations for the District of Columbia, the Recreation Department and this Department reevaluated the scope and cost of subject project.

Working in conjunction with the D.C. Department of Recreation we have established that the size of the dormitory cottages can be reduced from the original projected square foot area of approximately 1,200 to 1,000 sq. ft. In addition we have effected a savings in the per square foot cost of the structures from $27.50 per square foot to $17.60 per square foot.

Please convey this information to the chairman of the House Subcommittee on Appropriations for the District of Columbia as soon as possible.

BENNING PARK (SEE PP. 615–617)

Mr. NATCHER. Let us take up next Benning Park. Here you are requesting $60,200 for equipment.

COMPLETION DATE

What is the estimated completion date, Mr. Cole?

Mr. COLE. That is August 1973, Mr. Chairman. I will have it for you in a second. August 1973 is correct.

Mr. NATCHER. Mr. Cole, if approved, could the funds be utilized during fiscal year 1974?

Mr. COLE. Yes, they can, Mr. Chairman.

I have a list of the various kinds of equipment right here.

Mr. NATCHER. Where is that shown in the justifications?

Mr. COLE. It is listed on page HA–CAP–8.

OFFICE EQUIPMENT

Mr. NATCHER. That is your equipment breakdown. You have office furniture, machines, and apparatus. When you say "machines," what kind of machines are you talking about? You have $9,700 here for "machines."

Mr. COLE. We are talking about an adding machine, a ditto machine, public address.

Mr. NATCHER. Why would an adding machine be necessary at Benning Park? Why not back in your office, Mr. Cole?

Mr. COLE. We have to do all kinds of statistical recordkeeping. For example, the monthly attendance, the number of girls, the number of girls who played in softball, the number of girls who took part in an art program. It is a very timesaving device for the director and his assistant.

Mr. NATCHER. You say office and furniture, $6,600. Would this be for the usual office furniture such as desks and chairs?

Mr. COLE. That is correct, Mr. Chairman.

Mr. NATCHER. This is a new facility?

Mr. COLE. This is a new facility.

RECREATION AND PLAYGROUND EQUIPMENT

Mr. NATCHER. Then you have electronic and visual, $3,430. What do you have here, Mr. Cole?

Mr. COLE. That is the movie projector, record player, turntable with the microphones, and things of this nature.

Mr. NATCHER. You also show $10,600 for playground specialties, what do we have now in the nature of specialties?

Mr. COLE. I don't know where that word came from, Mr. Chairman, and I questioned it the same as you did, because it is playground equipment we are really talking about. Those are things like the circular climbers, and the cross bars and the jet slides, the usual playground equipment.

Mr. NATCHER. Mr. Coughlin, on this item?

Mr. COUGHLIN. No questions.

ROSEDALE RECREATION CENTER AND SWIMMING POOL REPLACEMENT (SEE PP. 618–620)

Mr. NATCHER. Mr. Cole, let us take up the Rosedale Recreation Center and swimming pool replacement where you are requesting $45,600 for equipment.

ESTIMATED COMPLETION DATE

What is the estimated completion date?

Mr. COLE. The estimated completion date is August 1973. In fact, we are going to be operating the pool June 15.

Mr. NATCHER. The funds could be utilized during the fiscal year 1974?

Mr. COLE. Yes, they can, Mr. Chairman.

EQUIPMENT

I have a listing of those items of equipment.

Mr. NATCHER. As far as your breakdown on the cost of equipment is concerned, all of your $45,600, set forth on page HA–CAP–11, is for just about the same type of equipment as we had at Benning Park. It's a new facility and you are requesting office furniture, different playground equipment specialties, and all of these items are shown in your breakdown here.

Mr. COLE. That is correct, Mr. Chairman.

Mr. NATCHER. What is this $9,660 item? Do you have it listed there under aquatic?

Mr. COLE. Those are things that are needed like the air hose and blankets for the first aid room, chairs, clocks, desks, gas masks, life lines, and buoys, and things of this nature.

Mr. NATCHER. On this project, Mr. Coughlin?

Mr. COUGHLIN. No questions, Mr. Chairman.

CENTER FOR MENTALLY RETARDED AND PHYSICALLY HANDICAPPED (SEE PP. 621–622)

Mr. NATCHER. Now let us take up next the center for the mentally retarded and physically handicapped where you are requesting

$1,525,000 additional for construction. What is the overall cost of this project, Mr. Cole?

TOTAL COST AND LOCATION OF PROJECT

Mr. COLE. The overall cost, Mr. Chairman, is $2,131,200.

Mr. NATCHER. Located where?

Mr. COLE. It is located in the Northeast area at 31st and G street, SE. near Fort Dupont Park.

BASIS FOR ESTIMATED CONSTRUCTION COST

Mr. NATCHER. What is the basis for your estimate here? You say additional construction, $1,525,000. What is the basis now for your estimate?

What do you base it on?

Mr. STAROBIN. We have a building of 21,000 square feet which contains various activities.

Mr. NATCHER. Such as what, Colonel? You say activities.

Mr. STAROBIN. We have a gymnasium and swimming pool that is specially outfitted for use by mentally retarded and handicapped people.

Mr. NATCHER. You have the sketch here for this center. What type of construction do we have here as far as the building is concerned? Is it concrete and steel frame or what?

Is it brick?

Mr. STAROBIN. Brick and block bearing wall with a space frame steel roof support.

CAPACITY OF CENTER

Mr. NATCHER. Equipped to take care of what size center as far as people are concerned? How many could we get in this building to utilize the facilities? Would it be 500, 1,000, 2,000?

Mr. COLE. Mr. Chairman, with the kind of programing we would do, we can service during the week over 1,500 of the mentally retarded and physically handicapped people. That would be all ages.

Mr. NATCHER. You don't have to sell me too much on this one, speaking just as one member. You are dealing with boys and girls that really need help and this is a wonderful program.

SIZE OF SITE

How much land do we have out here?

Mr. STAROBIN. Four acres, sir.

Mr. NATCHER. Is it adequate for these facilities?

Mr. COLE. Yes, sir; both indoor and outdoor.

Mr. NATCHER. There is no objection from anybody about this facility?

Mr. COLE. No objection.

Mr. NATCHER. No one could object to this one, could they, Mr. Cole?

Mr. COLE. No one, Mr. Chairman.

COST PER SQUARE FOOT

Mr. NATCHER. What is the cost per square foot?

Mr. STAROBIN. For the building itself, $62.35 per square foot.

Mr. NATCHER. Is that high or low?

Mr. STAROBIN. That is a high cost but here we have a building that has a great many mechanical and electrical features, a lot of plumbing and a lot of electrical outlets for the type of equipment we have here. We have a gym and swimming pool, which means high ceilings and not normal ceilings. For that particular requirement for this type of reconstruction my estimators came up with that figure.

OTHER RECREATIONAL CENTERS FOR RETARDED AND HANDICAPPED

Mr. NATCHER. Now, Mr. Cole, where else in the city of Washington do we have a facility that compares to this? This is new as far as the city is concerned?

Mr. COLE. This is new as far as the city is concerned, Mr. Chairman. We have no other facility that is comparable with this. The nearest thing we would have is the Mamie D. Lee school in the upper Northwest, and hopefully our facility in Southeast as I stated.

Mr. NATCHER. Mr. Coughlin, are there any questions on this project?

Mr. COUGHLIN. Thank you, Mr. Chairman.

TRANSPORTATION SERVICES

How do you get people to and from these two centers if there are just two of them, Mamie D. Lee and this one, in the far corners of the city?

Mr. COLE. The transportation request is in for carry-alls and buses, buses that are specially equipped for the mentally retarded and physically handicapped.

The public schools handle the Mamie D. Lee facility because it is an educational facility at Mamie D. Lee, although it has community recreation facilities built in for use by the Department. I have made the staffing request, as you say, Mamie D. Lee, the in revenue sharing. You remember, Mr. Coughlin, I mentioned the one 24-passenger bus. By bus and carry-alls is the way we move them.

PERCENTAGE OF RETARDED AND HANDICAPPED SERVED

Mr. COUGHLIN. Approximately what percentage of the mentally retarded and physically handicapped population in Washington do you serve with the two centers?

Mr. COLE. I can only speak for the seven satellite centers now that we are operating, funded by this committee. This would be the eighth one that we would have. I cannot address myself to the Mamie D. Lee School. In our own centers we are serving over 1,300 right now. We also use the Melvin C. Sharp School for the Handicapped. We have some very good programs going on for the handicapped there. We also hire the handicapped in our programs.

The Melvin C. Sharp School is at 13th and Upshur, right across from the Roosevelt High School.

SATELLITE CENTERS FOR RETARDED AND HANDICAPPED

Mr. COUGHLIN. How many satellite centers do you have?

Mr. COLE. We have seven satellite centers.

Mr. COUGHLIN. What are they?

Mr. COLE. These are centers that serve the people who are in need of creative services for the mentally retarded, and the physically handicapped in communities. In other words, in the Northwest area we have two, and in the Southeast area we have two, and in the far Northeast area we have two, and one in the Model Cities area.

Mr. COUGHLIN. Are there physical plants similar to this center?

Mr. COLE. These are physical plants that have space in our existing recreation centers where we are serving a small number, but not on a specialized kind of basis that we will do in the new center. We can serve, I would say, three times more people in the new center than what we have at the smaller satellite units. A greater variety and more enriched services will be provided. One is in an old building that was built in 1918 at Lincoln, at Sixth and L Streets SE., and the space is not as large as this room. I would say about one-half the size of this room. It is very inadequate. This would give us an adequate facility where we could enrich the lives and provide more services for more people who are mentally retarded and physically handicapped over a greater age span than at these other centers.

Mr. COUGHLIN. Thank you, Mr. Chairman.

MORGAN (HAPPY HOLLOW) PLAYGROUND DEVELOPMENT

(SEE PP. 623–624)

Mr. NATCHER. Now, Mr. Cole, let us take up next the Morgan, Happy Hollow, Playground Development where you are requesting $14,000 for construction services. What is the status of this project?

STATUS OF PROJECT

Mr. COLE. We have recently, from the appropriations, both the three large buildings and site and we are trying now to get additional space. The school is under construction. The old school will not be torn down until the new school is built. When that is torn down then all the space where the present old school building is plus what we purchased under the 1972 appropriation will be developed for recreation use. This is the money requested to plan to develop that outdoor space to service the school and the community.

ACQUISITION OF ADDITIONAL PROPERTIES BY REPROGRAMINGS

Mr. NATCHER. Mr. Cole, have you acquired your site?

Mr. COLE. We have acquired the site at 18th and California, yes, but there are some additional properties now that are being vacated which we hope with authorization to buy through reprograming. If it is not here yet it probably will be. It is a reprograming request.

Mr. NATCHER. For this particular project?

Mr. COLE. Yes, for this particular project.

Mr. NATCHER. Mr. Cole, you do have an unobligated balance here, don't you, of $479,900?

Mr. COLE. Yes, sir. That is what I was addressing myself to.

Mr. NATCHER. The funds could be utilized if approved during the fiscal year 1974.

Mr. COLE. That is correct. That is to purchase the additional property. I would like to confer with the Colonel.

Mr. NATCHER. Colonel, what do you say about it?

Mr. STAROBIN. The funds you are referring to are the $14,000 for construction services.

Mr. COLE. No. If I am correct, Mr. Chairman, the balance of funds from the purchase of the property is what the chairman was referring to.

Mr. NATCHER. The $14,000 under construction services. I did not make myself clear. That $14,000 for construction services, can that be utilized during the fiscal year 1974?

Mr. STAROBIN. Yes, sir.

Mr. COLE. Yes.

Mr. NATCHER. Are there any questions on this item?

Mr. COUGHLIN. No, Mr. Chairman.

WHEATLEY PLAYGROUND COMMUNITY BUILDING AND SITE DEVELOPMENT (SEE PP. 625–626)

Mr. NATCHER. Let us take up next the Wheatley Playground Community Building and Site Development where you are requesting an additional $60,000 for construction services and $1,148,000 for construction for a total of $1,208,000.

STATUS OF PROJECT

What is the status of this project, Mr. Cole?

Mr. COLE. We have 100-percent drawings, Mr. Chairman, and they will be ready for advertising for bids very shortly. Am I correct on that, Colonel?

Mr. STAROBIN. We received 100-percent drawings but some corrections are needed. We therefore do not anticipate we will have final drawings until July, but immediately after that we will be able to go out for construction. So instead of start of construction date in August, we are talking about September, sir.

DESIGN OF BUILDING

Mr. NATCHER. Colonel, according to the sketch you must have seen the old Smithsonian Building. Did you go down and take a look at it?

Mr. STAROBIN. Does it remind you of that, sir?

Mr. NATCHER. Somewhat, yes. I think it is a right nice design.

Could the funds be utilized on this project during the fiscal year 1974?

Mr. STAROBIN. Yes, sir.

Mr. NATCHER. Mr. Coughlin, on this project?

SQUARE FOOT COST

Mr. COUGHLIN. Thank you, Mr. Chairman.

The cost per square foot here is how much?

Mr. STAROBIN. Let me get that for you, sir.

The building itself has 14,890 square feet at an average cost of $47.58 per square foot. Then it has an addition to that, a roof skating area which requires special treatment and between them they come to approximately $32,000. Then there are some other special construction which brings the total price for the building to $966,000, sir.

INCREASE IN SIZE OF BUILDING

Mr. COUGHLIN. The building is larger than originally contemplated. You talked originally about a 10,000-square-foot building and you say it is now almost 15,000 square feet.

Mr. STAROBIN. That is right, sir.

Mr. COLE. That was a correction that was called in from your shop to me. I think there was a misprint.

Mr. BUHL. No; I can explain that.

The original intent was 10,000 square feet, but the architect informed us that he could not develop the total program that was required within that square footage. Due to that we granted him permission to exceed the 10,000 square feet but not to exceed the construction limitation. He assured us he has done that.

Mr. COLE. The costs have not changed.

Mr. COUGHLIN. Thank you, Mr. Chairman.

BALD EAGLE PLAYGROUND BUILDING REPLACEMENT AND SITE DEVELOPMENT (SEE PP. 628–630)

Mr. NATCHER. Now let us take up the "Bald Eagle Playground Building Replacement and Site Development," where you are requesting an additional $36,000 for construction services and an additional $552,000 for construction.

What is the status of this project, Mr. Cole?

Mr. COLE. The Bald Eagle report that I have is that their plans are completed 100 percent and they will be ready for advertising shortly. Is that correct, Colonel Starobin?

Mr. STAROBIN. That is correct, Mr. Cole.

Mr. NATCHER. Could the funds be utilized, if approved, for this project during the fiscal year 1974?

Mr. STAROBIN. Yes, sir.

Mr. NATCHER. The overall cost here is $846,600, Mr. Cole. Is that high or low?

Mr. COLE. I would say it is a good cost.

Mr. NATCHER. There is no site involved here. Your figure is about right; isn't it?

CONSTRUCTION DESIGN

Mr. STAROBIN. We are dealing with a building of 7,000-plus square feet of masonry construction, Mr. Chairman. It has the range of facilities called for here and in these types of buildings we have a lot of mechanical-type things. We have a crafts room with electrical equipment, a game room, a kitchen room, toilet areas, and custodial rooms. So there is a good bit of mechanical and electrical work in the rather small facilities. That brings the per-square-foot price of this building to $62.35 a square foot.

Mr. NATCHER. According to the sketch we have here this is well designed. Is this your department?

Mr. STAROBIN. Yes, sir.

Mr. NATCHER. Did you get somebody to come down and help you?

Mr. STAROBIN. When I say my department, it is a private architect

who was hired through our department and his work is reviewed by our department.

Mr. NATCHER. You agree with me on this design? This is nice.

Mr. STAROBIN. We have been getting some very nice design and I am proud of many of our structures.

Mr. COLE. The community people have been very well pleased, also, I might say.

Mr. NATCHER. Mr. Coughlin?

COORDINATION OF RECREATION FACILITIES WITH SCHOOLS

Mr. COUGHLIN. Thank you, Mr. Chairman.

Generally, we are going through a number of different community and playground facilities here. How closely do these tie in with the neighborhood schools in these communities? Are those playground facilities used entirely?

Mr. COLE. The neighborhood school playground, are we using those entirely?

Mr. COUGHLIN. Yes.

Mr. COLE. No; we are not using them entirely, Mr. Coughlin. We are operating out of 97 public schools which are equipped indoors with community recreation facilities and have facilities outdoors which lend themselves to recreation purposes. Some of the school playgrounds do not lend themselves to community recreation purposes. Therefore we are not utilizing all of the neighborhood school playgrounds.

CAPACITY OF BALD EAGLE FACILITY

Mr. COUGHLIN. How many people would the facility at Bald Eagle serve?

Mr. COLE. That would serve the population in that entire neighborhood area of a little over 8,000 people.

Mr. COUGHLIN. How many is it designed to handle at one time?

Mr. COLE. We can handle 1,000 depending on the kinds of programs that we have. We could handle anywhere from 1,000 to 1,500 to 2,000. If there was a ball game going on, for example, there would be so many on the field but we have a large number of spectators. We have preschool, we have the arts/crafts program, we have cultural programs in drama and music and various things of this nature, which could be going on at the same time. Going back again to what Mr. Natcher said, that is one of the areas where we have a Roving Leader and they bring their groups in from time to time and with proper scheduling a large number can be in the entire program.

OUTDOOR DEVELOPMENT

There is construction or outdoor development in this project which you see in the picture here [pointing].

Mr. COUGHLIN. That is included in the total overall cost of $846,600?

Mr. COLE. That is correct. Is that correct, Colonel?

Mr. STAROBIN. May I have the question?

Mr. COUGHLIN. That is included in the $846,600?

Mr. STAROBIN. That is right. We have $158,000 set aside for site development. That includes that type of work, and tennis courts and sodding.

Mr. COUGHLIN. Thank you, Mr. Chairman.

PARK VIEW PLAYGROUND BUILDING REPLACEMENT (SEE PP. 631–632)

Mr. NATCHER. Now, let us take up the Park View Playground building replacement where you are requesting $5,000 for construction services and an additional $270,000 for construction.

STATUS OF PROJECT

What is the status of this project, Mr. Cole?

Mr. COLE. The last report I had is that it is 20-percent complete in the planning stage. It should be ready at the 100-percent stage in 6 or 7 months.

Mr. STAROBIN. Our estimate as of October this year.

Mr. NATCHER. The funds could be utilized if approved during the fiscal year 1974.

Mr. STAROBIN. They could, sir.

COST OF PROJECT

Mr. NATCHER. What do we have from the standpoint of total cost of the project? What is the figure?

Mr. COLE. $394,600.

Mr. NATCHER. As far as square footage is concerned, what are we talking about?

Mr. STAROBIN. We have a building of 4,200 square feet.

Mr. NATCHER. At a total square foot cost of how much?

Mr. STAROBIN. The building itself, a square foot figure of $62.35.

Mr. NATCHER. Colonel, they all fall in that range.

Mr. STAROBIN. Yes, a building of this type that encompasses these same type of activities comes in within that range.

Mr. NATCHER. About $62.

Mr. STAROBIN. Yes, sir. This includes some kitchen equipment in the amount of $8,000. So the total building would be $270,000. Then there is money for site development, $38,000; and the hooking up of utilities, $13,000.

MASONRY CONSTRUCTION

Mr. NATCHER. What type of construction do we have here?

Mr. STAROBIN. This is masonry construction.

Mr. NATCHER. When you say masonry construction, what are we talking about?

Mr. STAROBIN. It is concrete block construction.

Mr. NATCHER. In its entirety or faced with brick, or is it just concrete block all around?

Mr. STAROBIN. Concrete block and a steel joist roof.

Mr. NATCHER. How do you keep the concrete blocks from cracking? Do you set them right?

Mr. STAROBIN. The way you keep concrete block from cracking is to build a good solid foundation that does not settle.

Mr. NATCHER. That is right. I built one myself one time, so I know what you mean.

Mr. STAROBIN. If you don't do that——

Mr. NATCHER. Then you are in trouble, aren't you, Colonel?

Mr. STAROBIN. Yes, sir.

Mr. NATCHER. That is right.

On this project, Mr. Coughlin?

Mr. COUGHLIN. Thank you, Mr. Chairman.

The project on pages HA–CAP–22 and 24 is the same project, is that correct?

Mr. COLE. No, it is not. HA–CAP–22 and 23 is the same project; 24 is another project. That is a different site or location.

Mr. COUGHLIN. Also called Park View Playground?

Mr. COLE. No. It is called Douglas Community Center Development on HA–CAP–24.

Mr. COUGHLIN. I guess my book is wrong.

The cost of this per square foot is how much?

Mr. STAROBIN. We are not dealing with a structure in this case. The structure is there. We are dealing with the development of the outside facilities of 5 acres to provide athletic fields, bleachers, tennis courts, multiuse courts, and so on. So practically the entire cost, $208,500, is for that.

Mr. COLE. May I ask for a point of clarification? Which project are you addressing yourself to, because the colonel has gone to Douglas Recreation Center.

SQUARE FOOT COST

Mr. COUGHLIN. No, I was addressing myself to the square foot cost of the Park View project.

Mr. STAROBIN. I retract my statement. I was talking about Douglas. We are dealing with a structure of 4,200 square feet at $62.35 a square foot for a total cost of $262,000, plus $8,000 for kitchen equipment, or $270,000 total.

COMPARISON OF SQUARE FOOT COSTS WITH SCHOOL CONSTRUCTION

Mr. COUGHLIN. If I recall, when we were discussing school construction, that ran at $44 a square foot, and these community centers cost $62 a square foot. Why the differential?

Mr. STABORIN. When we are dealing with the school, we are dealing with a much larger structure that has a lesser density of mechanical and electrical features. When you get to a smaller structure, the perimeter wall costs more per square foot because it encompasses a smaller area. You have a great deal more plumbing and electrical cost per square foot of structure.

Even though the structure itself is no more elaborate in appearance, perhaps less elaborate than the school, this greater density of cost per square foot adds up to the difference, sir.

Mr. COUGHLIN. Thank you, Mr. Chairman.

DOUGLAS COMMUNITY CENTER GROUND DEVELOPMENT
(SEE PP. 633–634)

Mr. NATCHER. Mr. Cole, let us take up next the Douglas Community Center ground development where you are requesting $21,000 for construction services and $218,000 for construction.

PRESENT SWIMMING POOL AND RECREATION BUILDING

Is this a new project, Mr. Cole?

Mr. COLE. No; it is not, Mr. Chairman. It is one that has been funded before by the committee in two phases and this is the third and final phase, to develop the outdoor area. We received funds first for the development and construction of the swimming pool which is now in operation and also the recreation building which is now in use.

Mr. NATCHER. Heretofore we appropriated funds for construction of a pool at this center.

Mr. COLE. That is correct, sir.

Mr. NATCHER. And a building to be used in conjunction with your pool?

Mr. COLE. The bathouse building is used for the pool. The recreation building is used for program activity and will be used in connection with the outdoor development.

OUTSIDE PLAY AREA PLANNED

Mr. NATCHER. In addition what do we have now?

Mr. COLE. Now we are talking about the outdoor area, the 5 acres, which is undeveloped at present. Here we want to put our baseball courts, tennis courts, multiuse areas, and develop the site along this line.

Mr. NATCHER. If approved, could the funds be utilized in fiscal year 1974?

Mr. STAROBIN. Yes, sir.

Mr. NATCHER. What kind of construction do we have here, Colonel?

Mr. STAROBIN. This is the development of an outside play area.

Mr. NATCHER. No structures involved?

Mr. STAROBIN. No, sir.

Mr. NATCHER. Mr. Coughlin?

Mr. COUGHLIN. I have no questions, Mr. Chairman.

LANGDON PARK (EAST) BUILDING REPLACEMENT (SEE PP. 635–637)

Mr. NATCHER. Let us take up Langdon Park, East, building replacement where you are requesting $70,000 for construction services. Is this a new project?

NEW PROJECT

Mr. COLE. This is new, Mr. Chairman.

Mr. NATCHER. Is it necessary?

Mr. COLE. Very much so, Mr. Chairman. This is the site where we have a building that is only a fourth of the size of this room, and we are trying to run programs with the preschool children and we can only take half of the number because of health regulations. We can only take 12 in the preschool. The present building does not at all lend itself to community recreation programing. It is more of a shed than anything else. It would hold one automobile and that is about the size of it. Langdon Park is around 20th and Franklin Streets NE., service area 2, the community has been working with me very diligently knowing the need for this building, which has been long overdue. We are very handicapped. At this site, also, Mr. Chairman, the committee approved

funds to develop the Langdon Park swimming pool, a very fine pool, well attended. The grounds have been developed but we have no building.

SIZE OF SITE

Mr. NATCHER. Now, Mr. Cole, you have the site?

Mr. COLE. Yes, sir.

Mr. NATCHER. How much land is involved?

Mr. COLE. We have 10 acres of land at the site. How much is involved for the building, Colonel, do you have anything on that?

SIZE OF BUILDING

Mr. STAROBIN. The building itself we estimate at 15,000 square feet.

Mr. NATCHER. Mr. Coughlin?

Mr. COUGHLIN. No questions, Mr. Chairman.

Mr. NATCHER. Mr. Burlison?

Mr. BURLISON. I have no other questions.

Mr. NATCHER. Mr. Cole, this completes the presentation for the Department of Recreation for the fiscal year 1974. I want you to know that every consideration will be given to all your requests.

CHEVY CHASE RECREATION CENTER

How long has it been since we completed the Chevy Chase Recreation Center?

Mr. COLE. It has been 2 years now, sir.

Mr. NATCHER. It is operating in good fashion.

Mr. COLE. Yes, sir. Excellent fashion.

Mr. NATCHER. With no problems.

Mr. COLE. No problems. There is a strong community group there, the Chevy Chase Community Council who have raised funds to help equip the center. There is a good staff.

Mr. NATCHER. Mr. Cole, we want to thank you and your associates for appearing before our committee at this time on behalf of your budget requests for fiscal year 1974.

Mr. COLE. Thank you very much, Mr. Chairman.

I would like to say to the committee that we certainly appreciate everything that this committee has done for us. I want to let you know that we are having a big outdoor art fair back of the Commerce Building from June 1 through June 10, and would like for the members of the committee to come out and see some of our work.

Mr. NATCHER. Thank you very much.

FRIDAY, MAY 11, 1973.

DEPARTMENT OF HUMAN RESOURCES

WITNESSES

JOSEPH P. YELDELL, DIRECTOR
JOSEPH L. DOUGLAS, JR., DEPUTY DIRECTOR
ALBERT RUSSO, DEPUTY DIRECTOR FOR SOCIAL SERVICES
DR. RAYMOND L. STANDARD, M.D., DIRECTOR, COMMUNITY HEALTH AND HOSPITALS ADMINISTRATION
DR. JAMES D. BLOUNT, M.D., CHIEF OF TRAINING, MENTAL HEALTH ADMINISTRATION
DR. LAWRENCE DUNMORE, M.D., EXECUTIVE DIRECTOR, DISTRICT OF COLUMBIA GENERAL HOSPITAL
NORMAN W. PIERSON, ADMINISTRATOR, SOCIAL REHABILITATION ADMINISTRATION
FRANK L. SHUFORD, SPECIAL ASSISTANT, COMMUNITY HEALTH AND HOSPITALS ADMINISTRATION
LAURENCE STEWART, ACTING CHIEF OF BUDGET, DEPARTMENT OF HUMAN RESOURCES
SAM D. STAROBIN, DIRECTOR, DEPARTMENT OF GENERAL SERVICES
COMER S. COPPIE, SPECIAL ASSISTANT TO THE COMMISSIONER—BUDGET OFFICER

Mr. NATCHER. We take up at this time the Department of Human Resources. The amount requested for fiscal year 1974 totals $220,587,000 and 9,528 positions, an increase of $16,705,700 and 537 additional positions. We will insert the budget table and justification material in the record at this point.

[The material referred to follows:]

[In thousands of dollars]

Agency	Actual, fiscal year 1972	Estimated, fiscal year 1973	Requested, fiscal year 1974
Total operating funds: Human Resources	[1] 282,597.8	[1] 330,036.2	[1] 331,009.4
District of Columbia funds	186,313.0	207,587.0	[2] 220,587.0
Grants	95,294.8	120,776.9	[3] 109,524.1
Total capital funds: Human Resources	8,828.0	1,928.0	5,232.5
District of Columbia funds	8,828.0	1,928.0	5,232.5
Grants			

[1] Includes non-District reimbursements.
[2] Includes revenue sharing funds.
[3] Federal grant estimates assume the continuation of current grant programs.

DISTRICT OF COLUMBIA GOVERNMENT		SCHEDULE 1		
AGENCY: Department of Human Resources	CATEGORY:	SUBCATEGORY:	BUDGET UNIT:	CODE: JA

FINANCIAL SUMMARY

Resource Category	Description		Past Year FY 1972 Obligations	Current Year FY 1973 Allotment	Budget Year FY 1974 Adjusted Base	Budget Year FY 1974 Increase	Budget Year FY 1974 Request	Recommended
OPERATING	D.C. FUNDS		186,941.2	207,587.0	200,851.3	6,920.1	207,771.4	
	REVENUE SHARING FUNDS		....	....	3,030.0	9,785.6	12,815.6	
	FEDERAL GRANTS		95,167.9	121,776.4	107,961.4	1,758.8	109,720.2	
	OTHER		126.9	299.5	259.3	.....	259.3	
	REIMBURSEMENTS	District (non add)	(968.8)	(1,083.0)	(1,250.5)	(109.6)	(1,360.1)	
		Non-District	990.0	1,672.3	924.2	98.9	1,023.1	
	Total Operating		283,226.0	331,335.2	313,026.2	18,563.4	331,589.6	
CAPITAL IMPROVEMENTS	D.C. FUNDS		72.5	1,738.0	.....	.....	5,232.5	
	REVENUE SHARING FUNDS		.....	.....	.....	.....	.....	
	FEDERAL GRANTS		.....	.....	.....	.....	.....	
	Total Capital Improvements		72.5	1,738.0	.....	.....	5,232.5	

MANPOWER SUMMARY

D.C. POSITIONS	AUTHORIZED PERMANENT	9,201	9,120	8,991	31	9,022	
	• Full Time	(9,079)	(8,997)	(8,991)	(31)	(9,022)	
	• Part Time	(122)	(123)	....	.....	.....	
	TEMPORARY	233	96	.....	.....	.....	
REVENUE SHARING POSITIONS		.....	.....	.....	506	506	
GRANT POSITIONS		1,913	2,319.5	1,646.5	.....	1,646.5	
REIMBURSABLE POSITIONS		170	202	184	.....	184	
GRAND TOTAL		11,517	11,737.5	10,821.5	537	11,358.5	

Revised 10/72

DISTRICT OF COLUMBIA GOVERNMENT	SCHEDULE 2
AGENCY: Department of Human Resources	

DETAIL OF D.C. POSITIONS AND FUNDS

Description			Past Year Fy 19 Obligations	Current Year FY 19 Allotment	Budget Year– FY 19 Adjusted Base	Budget Year– FY 19 Increase	Budget Year– FY 19 Request	Recommended
POSITIONS	POSITIONS AVAILABLE		9,079	8,997	8,991	537	9,528	
	POSITIONS FUNDED		8,190	8,490	8,236	537	8,773	
	POSITION LAPSE (percent)		9.8	5.6	8.4		9.5	
D.C. FUNDS	Operating	GENERAL	186,941.2	207,587.0	200,851.3	6,920.1	207,771.4	
		Revenue Sharing	...	...	3,030.0	9,785.6	12,815.6	
			...	...				
			...	...				
		TOTAL OPERATING	186,941.2	207,587.0	203,881.3	16,705.7	220,587.0	
	Capital Improvements	GENERAL	72.5	1,738.0			5,232.5	
			...	...				
			...	...				
			...	...				
		TOTAL CAPITAL	72.5	1,738.0			5,232.5	
		TOTAL D.C. FUNDS	187,013.7	209,325.0			225,819.5	

DISTRICT OF COLUMBIA GOVERNMENT			SCHEDULE 3	
AGENCY: Department of Human Resources	CATEGORY:	CODE: JA	FUNDING SOURCE: Total Resources	Continuation Sheet Page Of

OBJECT CLASS SUMMARY–OPERATING FUNDS

Object Classes		Past Year FY 1972 Obligations	Current Year FY 1973 Allotment	Budget Year FY 1974			Recommended
Expense Category	Title			Adjusted Base	Increase	Request	
PERSONAL SERVICES	PERMANENT POSITIONS AVAILABLE (non-add)						
	PERMANENT POSITIONS FUNDED	98,701.9	123,289.3	105,314.8	3,610.1	108,924.9	
	OTHER THAN PERMANENT POSITIONS FUNDED	4,043.2	667.5	984.5		984.5	
	OTHER PERSONNEL COMPENSATION	5,342.0	3,173.4	2,860.6	68.8	2,929.4	
	• Night Work Differential	(918.8)	(489.6)	(482.7)	(24.0)	(506.7)	
	• Holiday Pay	(761.2)	(505.1)	(473.3)	(36.8)	(510.1)	
	• Overtime Pay	(2,379.5)	(1,723.2)	(1,455.8)	(8.0)	(1,463.8)	
	• Standby						
	• Terminal Leave	(434.8)	(23.2)	(23.2)		(23.2)	
	• Sunday Premium Pay	(847.7)	(432.3)	(425.6)		(425.6)	
	TOTAL PERSONNEL COMPENSATION	108,087.1	127,130.2	109,159.9	3,678.9	112,838.8	
	PERSONNEL BENEFITS: civilian employees	8,615.6	9,844.3	8,607.3	175.7	8,783.0	
	BENEFITS FOR FORMER PERSONNEL						
	Total Personal Services	116,702.7	136,974.5	117,767.2	3,854.6	121,621.8	
OTHER OPERATING	TRAVEL AND TRANSPORTATION OF PERSONS	738.5	834.4	601.9	15.0	616.9	
	TRANSPORTATION OF THINGS	7.8	48.6	41.7		41.7	
	RENT, COMMUNICATIONS AND UTILITIES	4,178.3	3,341.8	3,574.0	210.8	3,784.8	
	PRINTING AND REPRODUCTION	198.7	381.6	348.7	1.9	350.6	
	OTHER SERVICES	67,304.6	75,697.3	76,944.4	11,118.7	88,063.1	
	SUPPLIES AND MATERIALS	10,716.8	10,715.7	10,594.5	67.2	10,661.7	
	EQUIPMENT TO BE CAPITALIZED	682.4	1,224.7	1,058.9	163.8	1,222.7	
	EQUIPMENT NOT TO BE CAPITALIZED	11.7	43.3	32.4		32.4	
	GRANTS AND SUBSIDIES	82,894.4	102,357.8	102,317.0	3,131.4	105,448.4	
	INSURANCE CLAIMS AND INDEMNITIES						
	REFUNDS						
	Deduct Quarters and Subsistence	-209.9	-284.5	-254.5		-254.5	
	Total Other Operating						
	TOTAL OPERATING	283,226.0	331,335.2	313,026.2	18,563.4	331,589.6	

DISTRICT OF COLUMBIA GOVERNMENT			SCHEDULE 3	
AGENCY: Department of Human Resources	CATEGORY:	CODE: JA	FUNDING SOURCE: D.C. Funds	Continuation Sheet Page 1 Of 1

OBJECT CLASS SUMMARY–OPERATING FUNDS

Object Classes		Past Year FY 1972 Obligations	Current Year FY 1973 Allotment	Budget Year FY 1974			Recommended
Expense Category	Title			Adjusted Base	Increase	Request	
PERSONAL SERVICES	PERMANENT POSITIONS AVAILABLE (non-add)						
	PERMANENT POSITIONS FUNDED	75,229.3	85,962.3	78,236.0	175.1	78,411.1	
	OTHER THAN PERMANENT POSITIONS FUNDED	3,137.3	496.6	699.9	.....	699.9	
	OTHER PERSONNEL COMPENSATION	4,403.3	2,734.4	2,573.3	34.4	2,607.7	
	• Night Work Differential	(817.7)	(489.6)	(470.7)	(12.0)	(482.7)	
	• Holiday Pay	(692.7)	(505.1)	(458.5)	(18.4)	(476.9)	
	• Overtime Pay	(1,793.2)	(1,284.2)	(1,195.3)	(4.0)	(1,199.3)	
	• Standby						
	• Terminal Leave	(350.4)	(23.2)	(23.2)	.....	(23.2)	
	• Sunday Premium Pay	(749.3)	(432.3)	(425.6)	.....	(425.6)	
	TOTAL PERSONNEL COMPENSATION	82,769.9	89,193.3	81,509.2	209.5	81,718.7	
	PERSONNEL BENEFITS: civilian employees	5,594.0	6,868.9	6,314.9	14.6	6,329.5	
	BENEFITS FOR FORMER PERSONNEL						
	Total Personal Services	89,363.9	96,062.2	87,824.1	224.1	88,048.2	
OTHER OPERATING	TRAVEL AND TRANSPORTATION OF PERSONS	464.8	365.7	311.0	4.3	315.3	
	TRANSPORTATION OF THINGS	7.8	48.6	38.6	....	38.6	
	RENT, COMMUNICATIONS AND UTILITIES	2,870.4	1,864.6	2,241.9	23.8	2,265.7	
	PRINTING AND REPRODUCTION	126.0	182.1	174.3	.3	174.6	
	OTHER SERVICES	41,110.8	45,470.0	46,585.8	3,532.8	50,118.6	
	SUPPLIES AND MATERIALS	9,921.6	9,874.5	9,925.3	19.6	9,944.9	
	EQUIPMENT TO BE CAPITALIZED	326.7	865.8	870.2	31.8	902.0	
	EQUIPMENT NOT TO BE CAPITALIZED	11.7	43.3	32.4	.....	32.4	
	GRANTS AND SUBSIDIES	42,947.4	53,094.7	53,102.2	3,083.4	56,185.6	
	INSURANCE CLAIMS AND INDEMNITIES						
	REFUNDS						
	Deduct Quarters and Subsistence	-209.9	-284.5	-254.5	....	-254.5	
	Total Other Operating						
	TOTAL OPERATING	186,941.2	207,587.0	200,851.3	6,920.1	207,771.4	

DISTRICT OF COLUMBIA GOVERNMENT

SCHEDULE 3

AGENCY: Department of Human Resources | CATEGORY: | CODE: JA | FUNDING SOURCE: Revenue Sharing | Continuation Sheet Page Of

OBJECT CLASS SUMMARY–OPERATING FUNDS

Object Classes		Past Year FY 1972 Obligations	Current Year FY 1973 Allotment	Budget Year FY 1974			Recommended
Expense Category	Title			Adjusted Base	Increase	Request	
PERSONAL SERVICES	PERMANENT POSITIONS AVAILABLE (non-add)						
	PERMANENT POSITIONS FUNDED			2537.2	1,774.5	4311.7	
	OTHER THAN PERMANENT POSITIONS FUNDED						
	OTHER PERSONNEL COMPENSATION						
	• Night Work Differential						
	• Holiday Pay						
	• Overtime Pay						
	• Standby						
	• Terminal Leave						
	• Sunday Premium Pay						
	TOTAL PERSONNEL COMPENSATION			2537.2	1,774.5	4311.7	
	PERSONNEL BENEFITS: civilian employees			207.0	144.3	351.3	
	BENEFITS FOR FORMER PERSONNEL						
	Total Personal Services			2744.2	1,918.8	4663.0	
OTHER OPERATING	TRAVEL AND TRANSPORTATION OF PERSONS			3.4	7.6	11.0	
	TRANSPORTATION OF THINGS						
	RENT, COMMUNICATIONS AND UTILITIES			170.0	163.5	333.5	
	PRINTING AND REPRODUCTION				1.3	1.3	
	OTHER SERVICES			5.0	7,564.7	7,569.7	
	SUPPLIES AND MATERIALS			94.9	28.3	123.2	
	EQUIPMENT TO BE CAPITALIZED			12.5	101.4	113.9	
	EQUIPMENT NOT TO BE CAPITALIZED						
	GRANTS AND SUBSIDIES						
	INSURANCE CLAIMS AND INDEMNITIES						
	REFUNDS						
	Total Other Operating						
	TOTAL OPERATING	...	...	3,030.0	9,785.6	12,815.6	

DISTRICT OF COLUMBIA GOVERNMENT			SCHEDULE 3	
AGENCY: Department of Human Resources	CATEGORY:	CODE: JA	FUNDING SOURCE: Federal Grants	Continuation Sheet Page Of

OBJECT CLASS SUMMARY–OPERATING FUNDS

Object Classes		Past Year FY 1972 Obligations	Current Year FY 1973 Allotment	Budget Year FY 1974			Recommended
Expense Category	Title			Adjusted Base	Increase	Request	
PERSONAL SERVICES	PERMANENT POSITIONS AVAILABLE (non-add)						
	PERMANENT POSITIONS FUNDED	22,614.6	35,856.9	23,599.2	1568.3	25,167.5	
	OTHER THAN PERMANENT POSITIONS FUNDED	898.5	137.6	269.6	...	269.6	
	OTHER PERSONNEL COMPENSATION	932.0	439.0	287.3	34.4	321.7	
	• Night Work Differential	(100.7)		(12.0)	(12.0)	(24.0)	
	• Holiday Pay	(68.0)		(14.8)	(18.4)	(33.2)	
	• Overtime Pay	(580.6)	(439.0)	(260.5)	(4.0)	(264.5)	
	• Standby						
	• Terminal Leave	(84.3)					
	• Sunday Premium Pay	(98.4)					
	TOTAL PERSONNEL COMPENSATION	24,445.1	36,433.5	24,156.1	1602.7	25,758.8	
	PERSONNEL BENEFITS: civilian employees	1,952.2	2,852.6	2,009.2	10.1	2,019.3	
	BENEFITS FOR FORMER PERSONNEL						
	Total Personal Services	26,397.3	39,286.1	26,165.3	1612.8	27,778.1	
OTHER OPERATING	TRAVEL AND TRANSPORTATION OF PERSONS	265.4	453.0	277.3	3.1	280.4	
	TRANSPORTATION OF THINGS			3.1		3.1	
	RENT, COMMUNICATIONS AND UTILITIES	1,296.2	1,419.0	1,127.3	23.5	1,150.8	
	PRINTING AND REPRODUCTION	71.9	194.2	171.7	.3	172.0	
	OTHER SERVICES	26,154.8	30, 139.9	30,317.0	21.2	30,338.2	
	SUPPLIES AND MATERIALS	766.3	691.6	526.1	19.3	545.4	
	EQUIPMENT TO BE CAPITALIZED	269.7	330.7	160.0	30.6	190.6	
	EQUIPMENT NOT TO BE CAPITALIZED						
	GRANTS AND SUBSIDIES	39,946.3	49,261.9	49,213.6	48.0	49,261.6	
	INSURANCE CLAIMS AND INDEMNITIES						
	REFUNDS						
	Total Other Operating						
	TOTAL OPERATING	95,167.9	121,776.4	107,961.4	1,758.8	109,720.2	

DISTRICT OF COLUMBIA GOVERNMENT			SCHEDULE 3	
AGENCY: Department of Human Resources	CATEGORY:	CODE: JA	FUNDING SOURCE: Other Funds	Continuation Sheet Page 1 Of 1

OBJECT CLASS SUMMARY–OPERATING FUNDS

Object Classes		Past Year FY 1972 Obligations	Current Year FY 1973 Allotment	Budget Year FY 1974			Recommended
Expense Category	Title			Adjusted Base	Increase	Request	
PERSONAL SERVICES	PERMANENT POSITIONS AVAILABLE (non-add)	...	...	...	...	...	
	PERMANENT POSITIONS FUNDED	96.3	178.9	160.0	...	160.0	
	OTHER THAN PERMANENT POSITIONS FUNDED	7.1	33.3	15.0	...	15.0	
	OTHER PERSONNEL COMPENSATION	2.7	...	...	...	...	
	• Night Work Differential	...	...	...	...	...	
	• Holiday Pay	...	...	...	...	...	
	• Overtime Pay	(2.7)	...	...	...	...	
	• Standby	...	...	...	...	...	
	• Terminal Leave	...	...	...	...	...	
	• Sunday Premium Pay	...	...	...	...	...	
	TOTAL PERSONNEL COMPENSATION	106.1	212.2	175.0	...	175.0	
	PERSONNEL BENEFITS: civilian employees	8.6	12.0	10.3	...	10.3	
	BENEFITS FOR FORMER PERSONNEL	...	...	...	...	...	
	Total Personal Services	114.7	224.2	185.3	...	185.3	
OTHER OPERATING	TRAVEL AND TRANSPORTATION OF PERSONS	1.4	3.0	4.2	...	4.2	
	TRANSPORTATION OF THINGS	...	...	...	...	...	
	RENT, COMMUNICATIONS AND UTILITIES	1.1	21.2	29.1	...	29.1	
	PRINTING AND REPRODUCTION	.3	5.3	2.7	...	2.7	
	OTHER SERVICES	.2	18.2	14.3	...	14.3	
	SUPPLIES AND MATERIALS	7.2	20.4	20.2	...	20.2	
	EQUIPMENT TO BE CAPITALIZED	1.3	6.0	2.3	...	2.3	
	EQUIPMENT NOT TO BE CAPITALIZED	...	...	...	...	...	
	GRANTS AND SUBSIDIES	.7	1.2	1.2	...	1.2	
	INSURANCE CLAIMS AND INDEMNITIES						
	REFUNDS						
	Total Other Operating						
TOTAL OPERATING		126.9	299.5	259.3	...	259.3	

DISTRICT OF COLUMBIA GOVERNMENT

SCHEDULE 3

AGENCY: Department of Human Resources | CATEGORY: | CODE: JA | FUNDING SOURCE: Reimbursements-District(Non-add) | Continuation Sheet Page Of

OBJECT CLASS SUMMARY–OPERATING FUNDS

Object Classes		Past Year FY 1972 Obligations	Current Year FY 1973 Allotment	Budget Year FY 1974			Recommended
Expense Category	Title			Adjusted Base	Increase	Request	
PERSONAL SERVICES	PERMANENT POSITIONS AVAILABLE (non-add)	...	...	...	...	...	
	PERMANENT POSITIONS FUNDED	(550.1)	(708.6)	(808.8)	(88.5)	(897.3)	
	OTHER THAN PERMANENT POSITIONS FUNDED	(287.0)	...	(43.3)	(5.0)	(48.3)	
	OTHER PERSONNEL COMPENSATION	(25.7)	...	...	...	...	
	• Night Work Differential	(10.9)	...	...	...	...	
	• Holiday Pay	(3.6)	...	...	...	...	
	• Overtime Pay	(8.6)	...	...	...	...	
	• Standby	...	...	...	...	...	
	• Terminal Leave	(2.6)	...	...	...	...	
	• Sunday Premium Pay	...	...	...	...	...	
	TOTAL PERSONNEL COMPENSATION	(862.8)	(708.6)	(852.1)	(93.5)	(945.6)	
	PERSONNEL BENEFITS: civilian employees	(69.1)	(57.1)	(80.0)	(8.0)	(88.0)	
	BENEFITS FOR FORMER PERSONNEL	...	...	...	...	...	
	Total Personal Services	(931.9)	(765.7)	(932.1)	(101.5)	(1,033.6)	
OTHER OPERATING	TRAVEL AND TRANSPORTATION OF PERSONS	(5.7)	(11.0)	(10.9)	(2.3)	(13.2)	
	TRANSPORTATION OF THINGS	...	...	...	...	...	
	RENT, COMMUNICATIONS AND UTILITIES	(4.3)	(59.8)	(60.8)	...	(60.8)	
	PRINTING AND REPRODUCTION	...	(6.0)	(6.0)	(-3.0)	(3.0)	
	OTHER SERVICES	(9.6)	(221.5)	(221.5)	(- .3)	(221.2)	
	SUPPLIES AND MATERIALS	(10.3)	(12.4)	(12.6)	(7.4)	(20.0)	
	EQUIPMENT TO BE CAPITALIZED	(7.0)	(6.6)	(6.6)	(1.7)	(8.3)	
	EQUIPMENT NOT TO BE CAPITALIZED						
	GRANTS AND SUBSIDIES						
	INSURANCE CLAIMS AND INDEMNITIES						
	REFUNDS						
	Total Other Operating						
	TOTAL OPERATING	(968.8)	(1,083.0)	(1,250.5)	(109.6)	(1,360.1)	

DISTRICT OF COLUMBIA GOVERNMENT			SCHEDULE 3	
AGENCY: Department of Human Resources	CATEGORY:	CODE: JA	FUNDING SOURCE: Reimbursements-Non-District	Continuation Sheet Page Of

OBJECT CLASS SUMMARY–OPERATING FUNDS

Object Classes		Past Year FY 1972 Obligations	Current Year FY 1973 Allotment	Budget Year FY 1974			Recommended
Expense Category	Title			Adjusted Base	Increase	Request	
PERSONAL SERVICES	PERMANENT POSITIONS AVAILABLE (non-add)	...	...	...	...	...	
	PERMANENT POSITIONS FUNDED	761.7	1,291.2	782.4	92.2	874.6	
	OTHER THAN PERMANENT POSITIONS FUNDED	.3	...	...	...	...	
	OTHER PERSONNEL COMPENSATION	4.0	...	...	...	...	
	• Night Work Differential	(.4)	...	...	...	...	
	• Holiday Pay	(.5)	...	...	...	...	
	• Overtime Pay	(3.0)	...	...	...	...	
	• Standby	...	...	...	...	...	
	• Terminal Leave	(.1)	...	...	...	...	
	• Sunday Premium Pay	...	...	...	...	...	
	TOTAL PERSONNEL COMPENSATION	766.0	1,291.2	782.4	92.2	874.6	
	PERSONNEL BENEFITS: civilian employees	60.8	110.8	65.9	6.7	72.6	
	BENEFITS FOR FORMER PERSONNEL	...	...	...	...	...	
	Total Personal Services	826.8	1,402.0	848.3	98.9	947.2	
OTHER OPERATING	TRAVEL AND TRANSPORTATION OF PERSONS	6.9	12.7	6.0	...	6.0	
	TRANSPORTATION OF THINGS	...	...	...	...	...	
	RENT, COMMUNICATIONS AND UTILITIES	10.6	37.0	5.7	...	5.7	
	PRINTING AND REPRODUCTION	.5	...	...	...	...	
	OTHER SERVICES	38.7	69.2	22.3	...	22.3	
	SUPPLIES AND MATERIALS	21.7	129.2	28.0	...	28.0	
	EQUIPMENT TO BE CAPITALIZED	84.8	22.2	13.9	...	13.9	
	EQUIPMENT NOT TO BE CAPITALIZED						
	GRANTS AND SUBSIDIES						
	INSURANCE CLAIMS AND INDEMNITIES						
	REFUNDS						
	Total Other Operating						
	TOTAL OPERATING	990.0	1,672.3	924.2	98.9	1,023.1	

DISTRICT OF COLUMBIA GOVERNMENT			SCHEDULE 4	
AGENCY: Department of Human Resources	CATEGORY:	SUBCATEGORY:	CODE: JA	Continuation Sheet Page 1 Of 6

DISTRIBUTION BY BUDGET COMPONENT AND FUNDING SOURCE

Code		Past Year FY 1972 Obligations	Current Year FY 1973 Allotment	Budget Year FY 19 Adjusted Base	Budget Year FY 19 Increase	Budget Year FY 19 Request	Recommended
	Old Organization						
	D.C. Funds General						
100	Executive Direction	13,958.0	13,395.2				
200	Narcotics Treatment	1,767.8	4,486.6				
300	Hospitals and Medical Care	45,055.2	49,486.6				
400	Mental Health	37,544.2	36,897.3				
500	Veterans Affairs	157.6	165.7				
600	Chief Medical Examiner	407.9	407.1				
700	Community Health Services	12,168.8	12,980.9				
800	Social Services	74,906.5	88,559.2				
900	Vocational Rehabilitation	975.2	1,208.4				
	Total D.C. Funds General	186,941.2	207,587.0				
	Federal Funds						
100	Executive Direction	4,776.7	5340.4				
200	Narcotics Treatment	2,798.1	2687.5				
300	Hospitals and Medical Care	25,089.4	29,236.9				
400	Mental Health	2,083.3	3,527.9				
600	Chief Medical Examiner	46.2	45.8				
700	Community Health Services	5,437.8	6,270.3				
800	Social Services	49,598.3	68,848.6				
900	Vocational Rehabilitation	5,338.1	5,819.0				
	Total Federal Funds	95,167.9	121,776.4				

DISTRICT OF COLUMBIA GOVERNMENT		SCHEDULE 4		
AGENCY: Department of Human Resources	CATEGORY:	SUBCATEGORY:	CODE: JA	Continuation Sheet Page 2 Of 6

DISTRIBUTION BY BUDGET COMPONENT AND FUNDING SOURCE

Code		Past Year FY 1972 Obligations	Current Year FY 1973 Allotment	Budget Year FY 19 Adjusted Base	Increase	Request	Recommended
	Reimbursements: Non District (Add)						
100	Executive Direction	203.7	417.1				
300	Hospitals and Medical Care	99.0	10.0				
400	Mental Health	95.9	250.0				
700	Community Health Services	591.4	626.7				
800	Social Services	...	368.5				
	Total Reimbursements - Non District	990.0	1,672.3				
	Reimbursements: District (Non-add)						
100	Executive Direction	(20.8)	(20.8)				
200	Narcotics Treatment	(787.6)	(858.9)				
700	Community Health Services	(160.4)	(203.3)				
	Total Reimbursements - District	(968.8)	(1,083.0)				
	Other Funds						
100	Executive Direction	49.0	212.4				
300	Hospitals and Medical Care	1.2	7.6				
400	Mental Health	43.0	61.7				
600	Chief Medical Examiner	...	4.9				
700	Community Health Services	33.7	12.9				
	Total Other Funds	126.9	299.5				

DISTRICT OF COLUMBIA GOVERNMENT			SCHEDULE 4	
AGENCY: Department of Human Resources	CATEGORY:	SUBCATEGORY:	CODE: JA	Continuation Sheet Page 3 Of 6

DISTRIBUTION BY BUDGET COMPONENT AND FUNDING SOURCE

Code		Past Year FY 1972 Obligations	Current Year FY 1973 Allotment	Budget Year FY 19 Adjusted Base	Budget Year FY 19 Increase	Budget Year FY 19 Request	Recommended
	Total Resources						
100	Executive Direction	18,987.4	19,365.1				
200	Narcotics Treatment	4,565.9	7,174.1				
300	Hospitals and Medical Care	70,244.8	78,741.1				
400	Mental Health	39,766.4	40,736.9				
500	Veterans Affairs	157.6	165.7				
600	Chief Medical Examiner	454.1	457.8				
700	Community Health Services	18,231.7	19,890.8				
800	Social Services	124,504.8	157,776.3				
900	Vocational Rehabilitation	6,313.3	7,027.4				
	Total Operating	283,226.0	331,335.2				

DISTRICT OF COLUMBIA GOVERNMENT		SCHEDULE 4		
AGENCY: Department of Human Resources	CATEGORY:	SUBCATEGORY:	CODE: JA	Continuation Sheet Page Of

DISTRIBUTION BY BUDGET COMPONENT AND FUNDING SOURCE

Code		Past Year FY 19 73 Obligations	Current Year FY 19 73 Allotment	Budget Year FY 19 74 Adjusted Base	Budget Year FY 19 74 Increase	Budget Year FY 19 74 Request	Recommended
	New Organization						
	D.C. Funds General						
100	Executive Direction			13,065.6	...	13,065.6	
200	Payments Assistance			74,688.8	5,539.4	80,224.2	
300	Social Rehabilitation			23,167.1	384.7	23,551.8	
400	Mental Health			36,562.1	1,000.0	37,562.1	
500	Community Health and Hospitals			49,287.9	...	49,287.9	
600	Narcotics Treatment			4,079.8	...	4,079.8	
	Total D.C. Funds General			200,851.3	6,920.1	207,771.4	
	D.C. Funds Revenue Sharing						
300	Social Rehabilitation			...	8,249.2	8,249.2	
400	Mental Health			1,000.0	700.0	1,700.0	
500	Community Health and Hospitals			2,030.0	...	2,030.0	
600	Narcotics Treatment			...	836.4	836.4	
	Total D.C. Funds Revenue Sharing			3,030.0	9,785.6	12,815.6	
	Federal Funds						
100	Executive Direction			4,606.8	1,034.7	5,641.5	
200	Payments Assistance			79,268.6	...	79,268.6	
300	Social Rehabilitation			13,253.0	299.4	13,552.4	

DISTRICT OF COLUMBIA GOVERNMENT		SCHEDULE 4		
AGENCY: Department of Human Resources	CATEGORY:	SUBCATEGORY:	CODE: JA	Continuation Sheet Page Of

DISTRIBUTION BY BUDGET COMPONENT AND FUNDING SOURCE

Code		72 Past Year FY 19 Obligations	73 Current Year FY 19 Allotment	Budget Year FY 19 74 Adjusted Base	Increase	Request	Recommended
400	Mental Health			3,004.0	214.2	3,218.2	
500	Community Health and Hospitals			6,876.4	210.5	7,086.9	
600	Narcotics Treatment			952.6	...	952.6	
	Total Federal Funds			107,961.4	1,758.8	109,720.2	
	Reimbursements: District(Non-Add)						
100	Executive Direction			(225.4)	...	(225.4)	
200	Payments Assistance			...	...	...	
300	Social Rehabilitation			...	...	...	
400	Mental Health			...	...	...	
500	Community Health and Hospitals			(203.3)	(109.6)	(312.9)	
600	Narcotics Treatment			(821.8)	...	(821.8)	
	Total Reimbursements-District			(1,250.5)	(109.6)	(1,360.1)	
	Reimbursements: Non-District (Add)						
100	Executive Direction			191.5	....	191.5	
200	Payments Assistance			...	...	...	
300	Social Rehabilitation			...	...	...	
400	Mental Health			250.0	...	250.0	
500	Community Health and Hospitals			482.7	98.9	581.6	
600	Narcotics Treatment			...	...	...	
	Total Reimbursemenrs-Non-District			924.2	98.9	1,023.1	

DISTRICT OF COLUMBIA GOVERNMENT		SCHEDULE 4		
AGENCY: Department of Human Resources	CATEGORY:	SUBCATEGORY:	CODE: JA	Continuation Sheet Page Of

DISTRICT OF COLUMBIA GOVERNMENT

SCHEDULE 4

AGENCY: Department of Human Resources | CATEGORY: | SUBCATEGORY: | CODE: JA | Continuation Sheet Page Of

DISTRIBUTION BY BUDGET COMPONENT AND FUNDING SOURCE

Code		72 Past Year FY 19 Obligations	73 Current Year FY 19 Allotment	Budget Year FY 19 74 Adjusted Base	Budget Year FY 19 74 Increase	Budget Year FY 19 74 Request	Recommended
	Other Funds						
100	Executive Direction			177.1	...	177.1	
200	Payments Assistance			...	...	...	
300	Social Rehabilitation			...	...	...	
400	Mental Health			61.7	...	61.7	
500	Community Health and Hospitals			20.5	...	20.5	
600	Narcotics Treatment			...	...	...	
	Total Other Funds			259.3	...	259.3	
	Total Resources						
100	Executive Direction			18,041.0	1,034.7	19,075.7	
200	Payments Assistance			153,957.4	5,535.4	159,492.8	
300	Social Rehabilitation			36,420.1	8,933.3	45,353.4	
400	Mental Health			40,877.8	1,914.2	42,792.0	
500	Community Health and Hospitals			58,697.5	309.4	59,006.9	
600	Narcotics Treatment			5,032.4	836.4	5,868.8	
	Total Resources			313,026.2	18,563.4	331,589.6	

DISTRICT OF COLUMBIA GOVERNMENT			SCHEDULE 5		
AGENCY: Department of Human Resources	CATEGORY:	SUBCATEGORY:	BUDGET UNIT:	CODE: JA	Continuation Sheet Page 1 Of 1

DISTRIBUTION OF INCREASES–D.C. OPERATING FUNDS

Class/Item	D.C. Fund	Pos.	Amounts			Annualization	Full Year Amount	Recommended
			Personal Services	Other Operating	Total			
D C. FUNDS								
New Program	G	2	23.5	26.5	50.0	...	50.0	
Improved Services	G	29	200.6	3,150.0	3,350.6	...	3,350.6	
Workload	G	...	...	3,519.5	3,519.5	...	3,519.5	
Total, D C. Funds		31	224.1	6,696.0	6,920.1	...	6,920.1	
REVENUE SHARING FUNDS								
New Program	RS	2	34.5	229.0	263.5	...	263.5	
Improved Services	RS	360	423.0	13.5	436.5	...	436.5	
Workload	RS	144	1,461.2	7,624.4	9,085.6	...	9,085.6	
Total, Revenue Sharing Funds		506	1,918.7	7,866.9	9,785.6	...	9,785.6	
Total, D.C Operating Funds		537	2,142.8	14,562.9	16,705.7	...	16,705.7	

DISTRICT OF COLUMBIA GOVERNMENT	SCHEDULE 6
AGENCY: Department of Human Resources	Continuation Sheet Page 1 Of 9

SUMMARY OF BUDGET ADJUSTMENTS–D.C. FUNDS

Budget Structure		Current Year FY 19 73			Redirections				Budget Year FY 19 74
Code	Components	Allotment	Non-Recurring Decreases	Inter-Agency Transfers	From (–)	To (+)	Other Adjustments	Net Change	Adjusted Base
	A M O U N T S								
	OLD ORGANIZATION								
	Executive Dir. & Supp.								
110	Office of the Director	1,557.6	...	-22.5	...	...	-1,535.1	-1,557.6	...
120	Administration	10,856.3	...	-78.9	...	...	-10,777.4	-10,856.3	...
130	Planning and Management	759.9	...	...	...	...	-759.9	-759.9	...
140	Educational Affairs	191.5	...	...	...	...	-191.5	-191.5	...
150	D.C.Commission on Arts	29.9	...	...	...	...	-29.9	-29.9	...
	Sub-totals 110-150	13,395.2	...	-101.4	...	...	-13,293.8	-13,395.2	...
	Narcotics Treatment								
210	Treatment	3,242.4	...	...	-238.7	...	-3,003.7	-3,242.4	...
220	Prevention	481.8	...	...	...	...	-481.8	-481.8	...
230	Administrative	762.4	...	...	...	...	-762.4	-762.4	...
	Sub-totals 210-230	4,486.6	...	...	-238.7	...	-4,247.9	-4,486.6	...
	Hospitals and Medical Care								
310	Office of the Director	121.7	...	...	-8.4	...	-113.3	-121.7	...
320	Glenn Dale Hospital	6,283.9	...	...	-251.3	...	-6,032.6	-6,283.9	...
330	D. C. General Hospital	25,648.2	...	...	-349.0	...	-25,299.2	-25,648.2	...
340	Medical Care	17,432.8	...	...	-199.3	...	-17,233.5	-17,432.8	...
	Sub-totals 310-340	49,486.6	...	...	-808.0	...	-48,678.6	-49,486.6	...

DISTRICT OF COLUMBIA GOVERNMENT

SCHEDULE 6

AGENCY:
Department of Human Resources

SUMMARY OF BUDGET ADJUSTMENTS--D.C. FUNDS

Budget Structure		Current Year FY 1973	Non-Recurring	Inter-Agency	Redirections				Budget Year FY 1974
Code	Components	Allotment	Decreases	Transfers	From (-)	To (+)	Other Adjustments	Net Change	Adjusted Base
	Mental Health								
410	Office of the Director	60.1	...	...	...	...	-60.1	-60.1	...
420	Assoc.Dir. for Operations	65.2	...	...	...	...	-65.2	-65.2	...
430	Plan.,Eval. & Training	13.9	...	...	...	...	-13.9	-13.9	...
440	Forensic Psychiatry	426.4	...	...	...	...	-426.4	-426.4	...
450	Assoc.Dir. for Admin.	67.6	...	...	...	...	-67.6	-67.6	...
460	Mental Health Service	5,554.2	...	...	-343.1	...	-5,211.1	-5,554.2	...
470	Developmental Disabilities	6,343.1	...	...	-591.0	...	-5,752.1	-6,343.1	...
480	Alcoholic Treatment	3,843.4	...	...	...	...	-3,843.4	-3,843.4	...
490	Saint Elizabeths Hosp.	20,523.4	...	...	...	...	-20,523.4	-20,523.4	...
	Sub-totals 410-490	36,897.3	...	...	-934.1	...	-35,963.2	-36,897.3	...
	Veterans Affairs								
510	Sub-total	165.7	...	...	-4.3	...	-161.4	-165.7	...
	Chief Medical Examiner								
610	Sub-total	407.1	...	...	...	...	-407.1	-407.1	...
	Community Health Services								
710	Office of the Director	447.9	...	...	-16.8	...	-431.1	-447.9	...
720	Preventive Services	6,606.6	...	...	-146.5	...	-6,460.1	-6,606.6	...
730	Clinical Services	5,926.4	...	...	-335.0	...	-5,591.4	-5,926.4	...
	Sub-totals 710-730	12,980.9	...	...	-498.3	...	-12,482.6	-12,980.9	...

DISTRICT OF COLUMBIA GOVERNMENT	SCHEDULE 6
AGENCY: Department of Human Resources	Continuation Sheet Page 3 Of 9

SUMMARY OF BUDGET ADJUSTMENTS—D.C. FUNDS

Budget Structure		Current Year FY 19 73			Redirections				Budget Year FY 19 74
Code	Components	Allotment	Non-Recurring Decreases	Inter-Agency Transfers	From (–)	To (+)	Other Adjustments	Net Change	Adjusted Base
	Social Services								
810	Administration	2,754.1	...	...	-62.1	...	-2,692.0	-2,754.1	...
820	Bu.of Intake & Inc.Main.	56,412.6	...	...	-121.3	...	-56,291.3	-56,412.6	...
830	Bu.of Soc.Ser.&Resources	17,755.4	...	...	-297.3	...	-17,458.1	-17,755.4	...
840	Bu. of Youth Services	11,637.1	...	...	-65.9	...	-11,571.2	-11,637.1	...
	Sub-totals 810-840	88,559.2	...	...	-546.6	...	-88,012.6	-88,559.2	...
	Vocational Rehabilitation								
910	Director	25.0	...	...	...	...	-25.0	-25.0	...
920	Technical Assistance	18.5	...	...	...	...	-18.5	-18.5	...
930	Personnel & Staff Develop.	17.9	...	...	...	...	-17.9	-17.9	...
940	Administration	41.8	...	...	...	...	-41.8	-41.8	...
950	Client Services	887.8	...	...	...	...	-887.8	-887.8	...
960	Support Services	217.4	...	...	...	...	-217.4	-217.4	...
	Sub-totals 910-960	1,208.4	...	...	...	...	-1,208.4	-1,208.4	...
	TOTAL 110-960	207,587.0	...	-101.4	-3,030.0	...	204,455.6	-207,587.0	...
	NEW ORGANIZATION								
	Executive Dir. & Supp.								
111	Office of the Director	...	...	...	...	...	+2,076.6	+2,076.6	+2,076.6
121	Administration	...	...	...	...	...	+9,175.1	+9,175.1	+9,175.1
131	Planning	...	...	...	...	...	+1,034.9	+1,034.9	+1,034.9
141	Inspections & Prog. Analysis	...	...	...	...	...	+779.0	+779.0	+779.0
	Sub-total ED&S	...	...	...	...	...	+13,065.6	+13,065.6	+13,065.6

DISTRICT OF COLUMBIA GOVERNMENT

SCHEDULE 6

AGENCY: Department of Human Resources

Continuation Sheet Page 4 Of 9

SUMMARY OF BUDGET ADJUSTMENTS--D.C. FUNDS

Budget Structure Code	Components	Current Year FY 19 73 Allotment	Non-Recurring Decreases	Inter-Agency Transfers	Redirections From (-)	Redirections To (+)	Other Adjustments	Net Change	Budget Year FY 19 74 Adjusted Base
	Payments Assistance								
211	Office of the Administrator	....	...	...	...	...	+224.7	+224.7	+224.7
221	Eligibility Determination	...	...	...	...	...	+3,368.3	+3,368.3	+3.368.3
231	Payment Processing	...	...	...	...	...	+69,358.9	+69,358.9	+69,358.9
241	Examinations & Collections	...	...	...	...	...	+1,736.9	+1,736.9	+1,736.9
	Sub-total PAA	...	...	...	...	...	+74,688.8	+74,688.8	+74,688.8
	Social Rehabilitation								
311	Office of the Administrator	...	...	...	...	...	+513.5	+513.5	+513.5
321	Bu. of Youth Services	...	...	...	...	...	+9,182.3	+9,182.3	+9,182.3
331	Bu. of Family Services	...	...	...	...	...	+12,216.4	+12,216.4	+12,216.4
341	Bu. of Rehabilitation Svcs.	...	...	...	...	...	+1,354.9	+1,354.9	+1,354.9
	Sub-total SRA	...	...	...	...	...	+23,267.1	+23,267.1	+23,267.1
	Mental Health								
411	Office of the Administrator	...	...	...	...	...	+215.3	+215.3	+215.3
421	Mental Health Services	...	...	...	...	...	+25,753.4	+25,753.4	+25,753.4
431	Developmental Disabilities	...	...	...	...	+1,000.0	+5,587.9	+6,587.9	+6,587.9
441	Alcoholic Treatment	...	...	...	...	...	+4,105.5	+4,105.5	+4,105.5
	Sub-total MHA	...	...	...	...	+1,000.0	+35,662.1	+36,662.1	+36,662.1
	Community Health & Hospitals								
511	Office of the Administrator	...	...	...	...	...	+566.8	+566.8	+566.8
521	Preventive Services	...	...	...	...	...	+2,491.6	+2,491.6	2,491.6
531	Clinical Services	...	...	...	...	...	+8,916.8	+8,916.8	8,916.8
541	Glenn Dale Hospital	...	...	...	...	...	+6,033.4	+6,033.4	6,033.4
551	D. C. General Hospital	...	...	...	...	+1,350.0	+24,759.5	+26,109.5	26,109.5
561	D. C. Village	...	...	...	...	+680.0	+4,589.8	+5,269.8	5,269.8
	Sub-total CHH	...	...	...	...	+2,030.0	+47,357.9	+49,387.9	49,387.9

DISTRICT OF COLUMBIA GOVERNMENT

SCHEDULE 6

AGENCY: Department of Human Resources

SUMMARY OF BUDGET ADJUSTMENTS--D.C. FUNDS

Budget Structure Code	Components	Current Year FY 19 73 Allotment	Non-Recurring Decreases	Inter-Agency Transfers	Redirections From (-)	Redirections To (+)	Other Adjustments	Net Change	Budget Year FY 19 74 Adjusted Base
	Narcotics Treatment								
611	Office of the Administrator	...	...	...	...	...	+149.9	+149.9	149.9
621	Support Services	...	...	...	...	...	+872.2	+872.2	872.2
631	Special Services	...	...	...	...	...	+501.0	+501.0	501.0
641	Treatment Services	...	...	...	...	...	+2,567.7	+2,567.7	2,567.7
	Sub-total NTA	...	...	...	...	...	+4,090.8	+4,090.8	4,090.8
	GRAND TOTAL OLD AND NEW	207,587.0	...	-101.4	-3,030.0	+3,030.0	-6,323.3	-6,424.7	201,162.3
	P O S I T I O N S								
	OLD ORGANIZATION								
	Exec. Dir. and Support								
110	Office of the Director	117	...	-1	...	...	-116	-117	...
120	Administration	861	...	-5	...	...	-856	-861	...
130	Planning & Management	65	...	...	...	...	-65	-65	...
140	Educational Affairs	3	...	...	...	...	-3	-3	...
150	D.C.Commission on Arts	2	...	...	...	...	-2	-2	...
	Sub-total 110-150	1,048	...	-6	...	...	-1,042	-1,048	...
	Narcotics Treatment								
210	Treatment	191	...	...	...	...	-191	-191	...
220	Prevention	37	...	...	...	...	-37	-37	...
230	Administrative Direction	33	...	...	...	...	-33	-33	...
	Sub-total 210-230	261	...	...	...	...	-261	-261	...

DISTRICT OF COLUMBIA GOVERNMENT

SCHEDULE 6

AGENCY: Department of Human Resources

Continuation Sheet Page 6 Of 9

SUMMARY OF BUDGET ADJUSTMENTS—D.C. FUNDS

Budget Structure Code	Components	Current Year FY 19 73 Allotment	Non-Recurring Decreases	Inter-Agency Transfers	Redirections From (–)	Redirections To (+)	Other Adjustments	Net Change	Budget Year FY 19 74 Adjusted Base
	Hospitals & Medical Care								
310	Office of the Director	4	...	...	...	...	-4	-4	...
320	Glenn Dale Hospital	527	...	...	...	...	-527	-527	...
330	D. C. General Hospital	1,979	...	...	...	...	-1,979	-1,979	...
340	Medical Care	58	...	...	...	...	-58	-58	...
	Sub-total 310-340	2,568	...	...	...	...	-2,568	-2,568	...
	Mental Health								
410	Office of the Director	2	...	...	...	...	-2	-2	...
420	Assoc.Dir. for Operations	4	...	...	...	...	-4	-4	...
430	Plan.,Eval. & Training	1	...	...	...	...	-1	-1	...
440	Forensic Psychiatry	20	...	...	...	...	-20	-20	...
450	Assoc.Dir. for Admin.	6	...	...	...	...	-6	-6	...
460	Mental Health Services	384	...	...	...	...	-384	-384	...
470	Developmental Disabilities	650	...	...	...	...	-650	-650	...
480	Alcoholic Treatment	218	...	...	...	...	-218	-218	...
490	St. Elizabeths Hospital	...	...	...	...	...	...	...	...
	Sub-total 410-490	1,285	...	...	...	...	-1,285	-1,285	...
	Veterans Affairs								
510	Sub-total	12	...	...	...	...	-12	-12	...
	Chief Medical Examiner								
610	Sub-total	25	...	...	...	...	-25	-25	...

DISTRICT OF COLUMBIA GOVERNMENT	SCHEDULE 6
AGENCY: Department of Human Resources	Continuation Sheet Page 7 Of 9

SUMMARY OF BUDGET ADJUSTMENTS--D.C. FUNDS

Budget Structure		Current Year FY 19 73	Non-Recurring	Inter-Agency	Redirections				Budget Year FY 19 74
Code	Components	Allotment	Decreases	Transfers	From (-)	To (+)	Other Adjustments	Net Change	Adjusted Base
	Community Health Services								
710	Office of the Director	22	...	...	...	...	-22	-22	...
720	Preventive Services	346	...	...	...	...	-346	-346	...
730	Clinical Services	394	...	...	...	...	-394	-394	...
	Sub-total 710-730	762	...	...	...	...	-762	-762	...
	Social Services								
810	Administration	289	...	...	...	...	-289	-289	...
820	Bu. of Intake & Income Main.	518	...	...	...	...	-518	-518	...
830	Bu. of Soc.Ser. & Resources	1,169	...	...	...	...	-1,169	-1,169	...
840	Bu. of Youth Services	839	...	...	...	...	-839	-839	...
	Sub.-total 810-840	2,815	...	...	...	...	-2,815	-2,815	...
	Vocational Rehabilitation								
910	Office of the Director	4	...	...	...	...	-4	-4	...
920	Technical Assistance	3	...	...	...	...	-3	-3	...
930	Personnel & Staff Develop.	3	...	...	...	...	-3	-3	...
940	Administration	5	...	...	...	...	-5	-5	...
950	Client Services	156	...	...	...	...	-156	-156	...
960	Support Services	50	...	...	...	...	-50	-50	...
	Sub-total 910-960	221	...	...	...	...	-221	-221	...
	TOTAL, OLD ORGANIZATION	8,997	...	-6	...	...	-8,991	-8,997	...

DISTRICT OF COLUMBIA GOVERNMENT	SCHEDULE 6
AGENCY: Department of Human Resources	Continuation Sheet Page 8 Of 9

SUMMARY OF BUDGET ADJUSTMENTS–D.C. FUNDS

Budget Structure		Current Year FY 1973	Non-Recurring	Inter-Agency	Redirections				Budget Year FY 1974
Code	Components	Allotment	Decreases	Transfers	From (–)	To (+)	Other Adjustments	Net Change	Adjusted Base
	NEW ORGANIZATION								
	Exec. Dir. and Support								
111	Office of the Director	...	...	...	...	...	+157	+157	157
121	Administration	...	...	...	...	...	+827	+827	827
131	Planning	...	...	...	...	...	+75	+75	75
141	Inspections & Prog. Analysis	...	...	...	...	...	+53	+53	53
	Sub-Total ED&S	...	...	...	...	...	+1,112	+1,112	1,112
	Payments Assistance								
211	Office of the Administrator	...	...	...	...	...	+26	+26	26
221	Eligibility Determination	...	...	...	...	...	+435	+435	435
231	Payment Processing	...	...	...	...	...	+213	+213	213
241	Examinations & Collections	...	...	...	...	...	+62	+62	62
	Sub-Total PAA	...	...	...	...	...	+736	+736	736
	Social Rehabilitation								
311	Office of the Administrator	...	...	...	...	...	+38	+38	38
321	Bu. of Youth Services	...	...	...	...	...	+812	+812	812
331	Bu. of Family Services	...	...	...	...	...	+685	+685	685
341	Bu. of Rehab. Services	...	...	...	...	...	+246	+246	246
	Sub-Total SRA	...	...	...	...	...	+1,781	+1,781	1,781
	Mental Health Services								
411	Office of the Administrator	...	...	...	...	...	+8	+8	8
421	Mental Health Services	...	...	...	...	...	+391	+391	391
431	Developmental Disabilities	...	...	...	...	...	+652	+652	652
441	Alcoholic Treatment	...	...	...	...	...	+233	+233	233
	Sub-Total MHA	...	...	...	...	...	+1,284	+1,284	1,284

DISTRICT OF COLUMBIA GOVERNMENT	SCHEDULE 6
AGENCY: Department of Human Resources	Continuation Sheet Page 9 Of 9

SUMMARY OF BUDGET ADJUSTMENTS–D.C. FUNDS

Budget Structure		Current Year FY 19 73			Redirections				Budget Year FY 19 74
Code	Components	Allotment	Non-Recurring Decreases	Inter-Agency Transfers	From (–)	To (+)	Other Adjustments	Net Change	Adjusted Base
	Community Health & Hospitals								
511	Office of the Administrator	...	...	...	...	...	+27	+27	27
521	Preventive Services	...	...	...	...	...	+144	+144	144
531	Clinical Services	...	...	...	...	...	+556	+556	556
541	Glenn Dale Hospital	...	...	...	...	...	+526	+526	526
551	D. C. General Hospital	...	...	...	...	...	+2,061	+2,061	2,061
561	D. C. Village	...	...	...	...	...	+508	+508	508
	Sub-Total CHH	...	...	...	...	...	+3,822	+3,822	3,822
	Narcotics Treatment								
611	Office of the Administrator	...	...	...	...	...	+8	+8	8
621	Support Services	...	...	...	...	...	+40	+40	40
631	Special Services	...	...	...	...	...	+36	+36	36
641	Treatment Services	...	...	...	...	...	+172	+172	172
	Sub-Total NTA	...	...	...	...	...	+256	+256	256
	TOTAL, NEW ORGANIZATION	...	...	...	...	...	+8,991	+8,991	8,991
	GRAND TOTAL	8,997	-6	...	...	...	...	-6	8,991

DISTRICT OF COLUMBIA GOVERNMENT	SCHEDULE 6A
AGENCY: Department of Human Resources	Continuation Sheet Page 1 Of 8

JUSTIFICATION OF BUDGET ADJUSTMENTS

Budget Structure			
Code	Justification Level Components	Type	Explanation
	OLD ORGANIZATION		
	EXECUTIVE DIRECTION AND SUPPORT		
110	Office of the Director	Other Adjustments	Mayor's base reduction - 113.4 Transfer to new structure - 1,421.7 and 116 positions
		Inter Agency	Transfer to D. C. Personnel 22.5 and 1 position
120	Administration	Other Adjustments	Mayor's base reduction - 652.0 Transfer to new structure - 10,125.4 and 856 positions
		Inter Agency	Transfer to D. C. Personnel - 78.9 and 5 positions
130	Planning and Management	Other Adjustments	Mayor's base reduction - 55.2 Transfer to new structure - 704.7 and 65 positions
140	Educational Affairs	Other Adjustments	Mayor's base reduction - 11.0 Transfer to new structure - 180.5 and 3 positions
150	D. C. Commission on the Arts	Other Adjustments	Mayor's base reduction - 1.6 Transfer to new structure - 28.3 and 2 positions
	NARCOTICS TREATMENT ADMINISTRATION		
210	Treatment	Redirection Other Adjustments	Redirection to D. C. General Hospital 238.7 Mayor's base reduction - 23.0 Transfer to new structure - 2,980.7 and 191 positions
220	Prevention	Other Adjustments	Mayor's base reduction - 3.9 Transfer to new structure 477.9 and 37 positions

DISTRICT OF COLUMBIA GOVERNMENT	SCHEDULE 6A
AGENCY: Department of Human Resources	Continuation Sheet Page 2 Of 8

JUSTIFICATION OF BUDGET ADJUSTMENTS

Budget Structure			
Code	Justification Level Components	Type	Explanation
230	Administrative	Other Adjustments	Mayor's base reduction - 5.0 Transfer to new structure - 757.4 and 33 positions
	HOSPITALS AND MEDICAL CARE		
310	Office of the Director	Redirection	Redirection to D. C. General Hospital - 8.4
		Other Adjustments	Mayor's base reduction - 1.0 Transfer to new structure - 112.3 and 4 positions
320	Glenn Dale Hospital	Redirection	Redirection to D. C. General Hospital - 251.3
		Other Adjustments	Mayor's base reduction - 65.7 Transfer to new structure - 5,966.9 and 527 positions
330	D. C. General Hospital	Redirection	Redirection to D. C. General from Base Reduction - 349.0
		Other Adjustments	Mayor's base reduction - 260.2 Transfer to new structure - 25,039.0 and 1,979 positions
340	Medical Care	Redirection	Redirection to D. C. Village - 199.3
		Other Adjustments	Mayor's base reduction - 9.1 Transfer to new structure - 17,224.4 and 58 positions
	MENTAL HEALTH		
410	Office of the Director	Other Adjustments	Mayor's base reduction - 1.1 Transfer to new structure - 59.0 and 2 positions

DISTRICT OF COLUMBIA GOVERNMENT	SCHEDULE 6A
AGENCY: Department of Human Resources	Continuation Sheet Page 3 Of 8

JUSTIFICATION OF BUDGET ADJUSTMENTS

Budget Structure			
Code	Justification Level Components	Type	Explanation
420	Associate Director for Operations	Other Adjustments	Mayor's base reduction - .9 Transfer to new structure - 64.3 and 4 positions
430	Planning, Evaluation & Training	Other Adjmts.	Transfer to new structure - 13.9 and 1 position
440	Forensic Psychiatry	Other Adjustments	Mayor's base reduction - 4.9 Transfer to new structure - 421.5 and 20 positions
450	Associate Director for Administration	Other Adjustments	Mayor's base reduction - .7 Transfer to new structure - 66.9 and 6 positions
460	Mental Health Service	Redirection	Redirection to Forest Haven - 343.1
		Other Adjustments	Mayor's base reduction - 59.7 Transfer to new structure - 5,151.4 and 384 positions
470	Developmental Disabilities	Redirection	Redirection to Forest Haven - 591.0
		Other Adjustments	Mayor's base reduction - 69.2 Transfer to new structure - 5,682.9 and 650 positions
480	Alcoholic Treatment	Other Adjustments	Mayor's base reduction - 39.2 Transfer to new structure - 3,804.2 and 218 positions
490	Saint Elizabeth's Hospital	Other Adjmts.	Transfer to new structure - 20,523.4

DISTRICT OF COLUMBIA GOVERNMENT	SCHEDULE 6A
AGENCY: Department of Human Resources	Continuation Sheet Page 4 Of 8

JUSTIFICATION OF BUDGET ADJUSTMENTS

Budget Structure			
Code	Justification Level Components	Type	Explanation
	VETERANS AFFAIRS		
510	Sub-total	Redirection	Redirection to D. C. General Hospital - 4.3
		Other Adjustments	Mayor's base reduction - 8.2 Transfer to new structure - 153.2 and 12 positions
	CHIEF MEDICAL EXAMINER		
610	Sub-total	Other Adjustments	Mayor's base reduction - 25.1 Transfer to new structure - 382.0 and 25 positions
	COMMUNITY HEALTH SERVICES		
710	Office of the Director	Redirection	Redirection to D. C. General Hospital - 16.8
		Other Adjustments	Mayor's base reduction - 4.9 Transfer to new structure - 426.2 and 22 positions
720	Preventive Services	Redirection	Redirection to D. C. General Hospital - 146.5
		Other Adjustments	Mayor's base reduction - 43.3 Transfer to new structure - 6,416.8 and 346 positions
730	Clinical Services	Redirection	Redirection to D. C. General Hospital - 335.0
		Other Adjustments	Mayor's base reduction - 90.7 Transfer to new structure 5,500.7 and 394 positions

DISTRICT OF COLUMBIA GOVERNMENT	SCHEDULE 6A
AGENCY: Department of Human Resources	Continuation Sheet Page 5 of 8

JUSTIFICATION OF BUDGET ADJUSTMENTS

Budget Structure			
Code	Justification Level Components	Type	Explanation
	SOCIAL SERVICES ADMINISTRATION		
810	Administration	Redirection	Redirection to D. C. Village - 62.1
		Other Adjustments	Mayor's base reduction - 73.0 Transfer to new structure - 2,619.0 and 289 positions
820	Bureau of Intake & Income Maintenance	Redirection	Redirection to D. C. Village - 121.3
		Other Adjustments	Mayor's base reduction - 43.8 Transfer to new structure - 56,247.5 and 518 positions
830	Bureau of Social Services & Resources	Redirection	Redirection to D. C. Village - 297.3
		Other Adjustments	Mayor's base reduction - 122.3 Transfer to new structure - 17,335.8 and 1,169 positions
840	Bureau of Youth Services	Redirection	Redirection to Forest Haven - 65.9
		Other Adjustments	Mayor's base reduction - 1,431.1 Transfer to new structure - 10,140.1 and 839 positions
	VOCATIONAL REHABILITATION		
910	Director	Other Adjustments	Mayor's base reduction - .2 Transfer to new structure - 24.8 and 4 positions
920	Technical Assistance	Other Adjustments	Mayor's base reduction - .2 Transfer to new structure - 18.3 and 3 positions

DISTRICT OF COLUMBIA GOVERNMENT	SCHEDULE 6A
AGENCY: Department of Human Resources	Continuation Sheet Page 6 Of 8

JUSTIFICATION OF BUDGET ADJUSTMENTS

Budget Structure			
Code	Justification Level Components	Type	Explanation
930	Personnel & Staff Development	Other Adjustments	Mayor's base reduction - .2 Transfer to new structure - 17.7 and 3 positions
940	Administration	Other Adjustments	Mayor's base reduction - .3 Transfer to new structure - 41.5 and 5 positions
950	Client Services	Other Adjustments	Mayor's base reduction - 51.5 Transfer to new structure - 836.3 and 156 positions
960	Support Services	Other Adjustments	Mayor's base reduction- 21.7 Transfer to new structure - 195.7 and 50 positions
	NEW ORGANIZATION		
	EXECUTIVE DIRECTION AND SUPPORT		
111	Office of the Director	Other Adjstmts.	Transfer from old structure +2076.6and 157 positions.
121	Administration	Other Adjstmts.	Transfer from old structure +9,175.1 and 827 positions.
131	Planning	Other Adjstmts.	Transfer from old structure +1,034.9 and 75 positions.
141	Inspection & Program Analysis	Other Adjstmts.	Transfer from old structure +779.0 and 53 positions.

DISTRICT OF COLUMBIA GOVERNMENT	SCHEDULE 6A
AGENCY: Department of Human Resources	Continuation Sheet Page 7 Of 8

JUSTIFICATION OF BUDGET ADJUSTMENTS

Budget Structure			
Code	Justification Level Components	Type	Explanation
	PAYMENTS ASSISTANCE		
211	Office of the Administrator	Other Adjstmts.	Transfer from old structure +224.7 and 26 positions.
221	Eligibility Determination	Other Adjstmts.	Transfer from old structure +3,368.3 and 435 positions.
231	Payment Processing	Other Adjstmts.	Transfer from old structure +69,358.9 and 213 positions.
241	Examination and Collections	Other Adjstmts.	Transfer from old structure +1,736.9 and 62 positions.
	SOCIAL REHABILITATION		
311	Office of the Administrator	Other Adjstmts.	Transfer from old structure +513.5 and 38 positions.
321	Bureau of Youth Services	Other Adjstmts.	Transfer from old structure +9,182.3 and 812 positions.
331	Bureau of Family Services	Other Adjstmts.	Transfer from old structure +12,216.4 and 685 positions
341	Bureau of Rehabilitation Services	Other Adjstmts.	Transfer from old structure +1,354.9 and 246 positions.
	MENTAL HEALTH		
411	Office of the Administrator	Other Adjstmts.	Transfer from old structure +215.3 and 8 positions.
421	Mental Health Services	Other Adjstmts.	Transfer from old structure +25,753.4 and 391 positions.
431	Developmental Disabilities	Other Adjstmts. Redirection	Transfer from old structure +6,587.9 and 652 positions. Redirection from Mental Health Services (old structure) +343.1; Developmental Disabilities (old structure) +591.0; and Bureau of Youth Services +65.9 Transfer of redirected 1,000.0 for Forest Haven to "Revenue Sharing" Funds -1,000.0
441	Alcoholic Treatment & Prevention	Other Adjstmts.	Transfer from old structure +4,105.5 and 233 positions.

DISTRICT OF COLUMBIA GOVERNMENT

SCHEDULE 6A

AGENCY: Department of Human Resources

Continuation Sheet Page 8 Of 8

JUSTIFICATION OF BUDGET ADJUSTMENTS

Budget Structure Code	Justification Level Components	Type	Explanation
	COMMUNITY HEALTH & HOSPITALS		
511	Office of the Administrator	Other Adjstmts.	Transfer from old structure +566.8 and 27 positions.
521	Preventive Services	Other Adjstmts.	Transfer from old structure +2,491.6 and 144 positions.
531	Clinical Services	Other Adjstmts.	Transfer from old structure +8,916.8 and 556 positions.
541	Glenn Dale Hospital	Other Adjstmts.	Transfer from old structure +6,033.4 and 526 positions.
551	D. C. General Hospital	Other Adjstmts.	Transfer from old structure +26,109.5 and 2,061 positions.
		Redirection	Redirection from Narcotics Treatment Administration (old structure) +238.7; from Hospitals and Medical Care Administration (old structure) +608.7; from Community Health Services (old structure) +498.3 and Veterans Affairs (old structure) +4.3.
		Other Adjstmts.	Transfer of redirected 1,350.0 to "Revenue Sharing" Funds - 1,350.0
561	D. C. Village	Other Adjstmts.	Transfer from old structure +5,269.8 and 508 positions.
		Redirection	Redirected from Hospitals and Medical Care (old structure)+199.3; from Social Services Administration (old structure) +480.7.
		Other Adjstmts.	Transfer of redirected 680.0 to "Revenue Sharing" Funds - 680.0
	NARCOTICS TREATMENT		
611	Office of the Administrator	Other Adjstmts.	Transfer from old structure +149.9 and 8 positions.
621	Support Services	Other Adjstmts.	Transfer from old structure +872.2 and 40 positions.
631	Special Services	Other Adjstmts.	Transfer from old structure +501.0 and 36 positions.
641	Treatment Services	Other Adjstmts.	Transfer from old structure +2,567.7 and 172 positions.

DISTRICT OF COLUMBIA GOVERNMENT	SCHEDULE 10
AGENCY: Department of Human Resources	Continuation Sheet Page 1 Of 1

LANGUAGE ITEM SHEETS

I. Appropriation Item

and the inpatient rate (excluding the proportionate share for repairs and construction) for services rendered by Saint Elizabeths Hospital for patient care shall be ~~$21.99~~ $24.53 per diem:

II. Statutory Reference

Title 24, Chapter 4, Section 168A of the United States Code require the District to reimburse St. Elizabeths for the care of patients for whom the District is responsible.

III. Justification

To pay the increased rate for Fiscal Year 1974

DISTRICT OF COLUMBIA GOVERNMENT			SCHEDULE 5		
AGENCY: Department of Human Resources	CATEGORY: Payments Assistance	SUBCATEGORY: Payments Processing	BUDGET UNIT: Medicaid	CODE: 235	Continuation Sheet Page Of

DISTRIBUTION OF INCREASES–D.C. OPERATING FUNDS

Class/Item	D.C. Fund	Pos.	Amounts			Annualization	Full Year Amount	Recommended
			Personal Services	Other Operating	Total			
Workload								
Medicaid Program	G	...	...	$2500.0	$2500.0	...	$2500.0	

DISTRICT OF COLUMBIA GOVERNMENT			SCHEDULE 5		
AGENCY: Department of Human Resources	CATEGORY: Payments Assistance	SUBCATEGORY: Payments Processing	BUDGET UNIT: Financial Aid	CODE: 236	Continuation Sheet Page Of

DISTRIBUTION OF INCREASES–D.C. OPERATING FUNDS

Class/Item	D.C. Fund	Pos.	Amounts			Annualization	Full Year Amount	Recommended
			Personal Services	Other Operating	Total			
Workload								
Increased caseload-Public Assistance.....	G	...	...	$19.5	$19.5	...	$19.5	
Improved Services								
Improved cost of living Standard- to 90% of February 1970 cost of living	G	...	...	$3015.9	$3015.9	...	$3015.9	

DISTRICT OF COLUMBIA GOVERNMENT

SCHEDULE 5

AGENCY:	CATEGORY:	SUBCATEGORY:	BUDGET UNIT:	CODE:	Continuation Sheet
Human Resources	Social Rehabilitation	Bureau of Family Services		330	Page 1 Of 1

DISTRIBUTION OF INCREASES–D.C. OPERATING FUNDS

Class/Item	D.C. Fund	Pos.	Amounts			Annualization	Full Year Amount	Recommended
			Personal Services	Other Operating	Total			
WORKLOAD								
GS-13 Psychologist (Chief)	RS	1	17.6	...	17.6	...	17.6	
GS-12 Health Specialist	RS	1	15.5	...	15.5	...	15.5	
GS-12 Training Specialist	RS	1	15.5	...	15.5	...	15.5	
GS-12 Program Analyst	RS	1	15.5	...	15.5	...	15.5	
GS-12 Social Worker	RS	1	15.5	...	15.5	...	15.5	
GS-12 Program Analyst	RS	1	15.5	...	15.5	...	15.5	
GS-12 Operating Accountant	RS	1	18.9	...	18.9	...	18.9	
GS-12 Social Welfare Specialist	RS	2	35.5	...	35.5	...	35.5	
GS-11 Program Monitor	RS	1	13.0	...	13.0	...	13.0	
GS-11 Operating Accountant	RS	6	80.7	...	80.7	...	80.7	
GS-11 Occupational Therapist	RS	1	12.5	...	12.5	...	12.5	
GS-11 Social Worker	RS	5	63.4	...	63.4	...	63.4	
GS- 9 Special Education Teacher	RS	5	41.5	...	41.5	...	41.5	
GS-9 Nursery School Teacher	RS	2	20.7	...	20.7	...	20.7	
GS- 9 Social Worker	RS	4	42.7	...	42.7	...	42.7	
GS- 9 Licensing Specialist	RS	1	10.8	...	10.8	...	10.8	
GS- 9 Social Service Representative	RS	1	12.0	...	12.0	...	12.0	
GS- 8 Recreation Therapist	RS	3	28.2	...	28.2	...	28.2	
GS- 8 Social Service Representative	RS	1	11.6	...	11.6	...	11.6	
GS- 7 Purchasing Agent	RS	1	8.8	...	8.8	...	8.8	
GS- 7 Social Work Associate	RS	2	17.0	...	17.0	...	17.0	
GS- 7 Nursing Assistant	RS	3	25.5	...	25.5	...	25.5	
GS- 7 Mental Health Technician	RS	3	25.5	...	25.5	...	25.5	
GS- 7 Day Care Specialist	RS	2	17.6	...	17.6	...	17.6	
GS- 6 Statistical/Records Clerk	RS	1	7.7	...	7.7	...	7.7	
GS- 5 Clerk Typist	RS	1	6.9	...	6.9	...	6.9	
GS- 5 Secretary	RS	4	30.5	...	30.5	...	30.5	
GS- 4 Licensing Clerk	RS	1	6.4	...	6.4	...	6.4	
GS- 4 Clerk	RS	1	6.4	...	6.4	...	6.4	
GS- 4 Clerk Typist	RS	5	31.1	...	31.1	...	31.1	
WG- 3 Driver/Aide	RS	2	12.2	...	12.2	...	12.2	
WG- 3 Food Aide	RS	3	18.4	...	18.4	...	18.4	
Other Services	RS	...	...	7,328.6	7,328.6	...	7,328.6	
Total Increases for Code 330		68	700.6	7,328.6	8,029.2	...	8,029.2	

DISTRICT OF COLUMBIA GOVERNMENT			SCHEDULE 5		
AGENCY: Department of Human Resources	CATEGORY: Social Rehabilitation Admin.	SUBCATEGORY: Bureau of Family Services	BUDGET UNIT:	CODE: 331	Continuation Sheet Page 01

DISTRIBUTION OF INCREASES—D.C. OPERATING FUNDS

Class/Item	D.C. Fund	Pos.	Amounts: Personal Services	Amounts: Other Operating	Amounts: Total	Annualization	Full Year Amount	Recommended
Improved Services								
Emergency Family Shelter								
GS-11 Administrator	G	2	15.2	...	15.2	...	15.2	
GS-10 Social Service Representative	G	2	13.8	...	13.8	...	13.8	
GS-9 Social Service Representative	G	2	12.6	...	12.6	...	12.6	
GS-7 Social Service Representative	G	2	10.3	...	10.3	...	10.3	
GS-6 Homemaker	G	12	53.1	...	53.1	...	53.1	
GS-5 Secretary	G	2	11.6	...	11.6	...	11.6	
GS-3 Typist	G	2	6.6	...	6.6	...	6.6	
WG-7 Building Maintenance Worker	G	2	9.8	...	9.8	...	9.8	
Premium Pay								
Holiday			18.4	...	18.4	...	18.4	
Night Differential			12.0	...	12.0	...	12.0	
Overtime			4.0	...	4.0	...	4.0	
Travel				3.1	3.1	...	3.1	
Rents, Communication & Utilities				23.5	23.5	...	23.5	
Printing				.2	.2	...	.2	
Other Services				7.9	7.9	...	7.9	
Supplies and Materials				19.3	19.3	...	19.3	
Equipment				30.6	30.6	...	30.6	
Grants & Subsidies				48.0	48.0	...	48.0	
Total for 331-32K		26	167.4	132.6	300.0	...	300.0	

DISTRICT OF COLUMBIA GOVERNMENT			SCHEDULE 5		
AGENCY: Department of Human Resources	CATEGORY: Social Rehabilitation Admin.	SUBCATEGORY: Bureau of Family Services	BUDGET UNIT:	CODE: 331	Continuation Sheet Page Of

DISTRIBUTION OF INCREASES—D.C. OPERATING FUNDS

Class/Item	D.C. Fund	Pos.	Amounts			Annualization	Full Year Amount	Recommended
			Personal Services	Other Operating	Total			
New Program								
Training Foster Parents								
GS-11 Trainer	G	1	15.8	...	15.8	...	15.8	
GS-5 Secretary	G	1	7.7	...	7.7	...	7.7	
Travel				.3	.3	...	.3	
Rents, Communications & Utilities				.1	.1	...	.1	
Other Services				24.8	24.8	...	24.8	
Supplies & Materials				.1	.1	...	.1	
Equipment				1.2	1.2	...	1.2	
Total for 331-32B		2	23.5	26.5	50.0	...	50.0	
Improved Services								
Twenty-four Hour Protective Services								
GS-9 Social Worker	G	1	12.5	...	12.5	...	12.5	
GS-7 Social Worker	G	2	20.7	...	20.7	...	20.7	
Travel				.9	.9	...	.9	
Rents, Communications & Utilities				.2	.2	...	.2	
Printing				.1	.1	...	.1	
Other Services				.1	.1	...	.1	
Supplies and Materials				.2	.2	...	.2	
Total for 331-33B		3	33.2	1.5	34.7	...	34.7	

DISTRICT OF COLUMBIA GOVERNMENT		SCHEDULE 5			
AGENCY: Department of Human Resources	CATEGORY: SRA	SUBCATEGORY: Bureau of Family Services	BUDGET UNIT:	CODE: 331	Continuation Sheet Page Of

DISTRIBUTION OF INCREASES–D.C. OPERATING FUNDS

Class/Item	D.C. Fund	Pos.	Amounts			Annualization	Full Year Amount	Recommended
			Personal Services	Other Operating	Total			
GS-11 Administrator	G	2	15.2	...	15.2		15.2	
GS-11 Trainer	G	1	15.8	...	15.8		15.8	
GS-10 Social Service Rep.	G	2	13.8	...	13.8		13.8	
GS-9 Social Service Rep.	G	2	12.6	...	12.6		12.6	
GS-9 Social Worker	G	1	12.5	...	12.5		12.5	
GS-7 Social Service Rep.	G	2	10.3	...	10.3		10.3	
GS-7 Social Worker	G	2	20.7	...	20.7		20.7	
GS-6 Homemaker	G	12	53.1	...	53.1		53.1	
GS-5 Secretary	G	3	19.3	...	19.3		19.3	
GS-3 Typist	G	2	6.6	...	6.6		6.6	
WG-7 Bldg. Maintenance Worker	G	2	9.8	...	9.8		9.8	
Premium Pay			34.4	...	34.4		34.4	
Travel			...	4.3	4.3		4.3	
Utilities and Communications			...	23.8	23.8		23.8	
Printing			...	.3	.3		.3	
Other Services				32.8	32.8		32.8	
Supplies and Materials				19.6	19.6		19.6	
Equipment				31.8	31.8		31.8	
Grants and Subsidies				48.0	48.0		48.0	
Total Increases for Code 331		31	224.1	160.6	384.7		384.7	
Total New Program		(2)	(23.5)	(26.5)	(50.0)		(50.0)	
Total Improved Services		(29)	(200.6)	(134.1)	(334.7)		(334.7)	

DISTRICT OF COLUMBIA GOVERNMENT			SCHEDULE 5		
AGENCY: Department of Human Resources	CATEGORY: Social Rehabilitation Admin.	SUBCATEGORY: Bur. of Rehabilitation Serv.	BUDGET UNIT:	CODE: 340	Continuation Sheet Page 1 Of 1

DISTRIBUTION OF INCREASES--D.C. OPERATING FUNDS

Class/Item	D.C. Fund	Pos.	Amounts			Annualization	Full Year Amount	Recommended
			Personal Services	Other Operating	Total			
WORKLOAD								
GS-11 Social Service Representative	RS	9	129.7	13.5	143.2	...	143.2	
GS- 5 Clerk Typist	RS	4	31.7	5.4	37.1	...	37.1	
GS- 4 Social Work Aide	RS	5	35.5	4.2	39.7	...	39.7	
Total, Workload		18	196.9	23.1	220.0	...	220.0	
Total Increases for Code 340		18	196.9	23.1	220.0	...	220.0	

DISTRICT OF COLUMBIA GOVERNMENT			SCHEDULE 5		
AGENCY: Department of Human Resources	CATEGORY: Mental Health Administration	SUBCATEGORY: Mental Health Services	BUDGET UNIT:	CODE: 420	Continuation Sheet Page Of

DISTRIBUTION OF INCREASES—D.C. OPERATING FUNDS

Class/Item	D.C. Fund	Pos.	Amounts			Annualization	Full Year Amount	Recommended
			Personal Services	Other Operating	Total			
WORKLOAD								
Maintenance of Persons, Misc.	G	...	...	1,000.0	1,000.0	...	1,000.0	
Total Increases for Code 420	G	...	...	1,000.0	1,000.0	...	1,000.0	

DISTRICT OF COLUMBIA GOVERNMENT			SCHEDULE 5		
AGENCY: Department of Human Resources	CATEGORY: Mental Health Administration	SUBCATEGORY: Developmental Disabilities	BUDGET UNIT:	CODE: 430	Continuation Sheet Page 1 Of 1

DISTRIBUTION OF INCREASES–D.C. OPERATING FUNDS

Class/Item	D.C. Fund	Pos.	Amounts			Annualization	Full Year Amount	Recommended
			Personal Services	Other Operating	Total			
IMPROVED SERVICES								
GS-14 Psychiatrist	RS	3						
GS-12 Psychologist	RS	2						
GS- 9 Social Worker	RS	5						
GS- 9 Nurse	RS	10						
GS- 8 Teacher, Special Education	RS	5						
GS- 8 Supervisory Counselor	RS	3						
GS- 7 Administrative Assistant	RS	2						
GS- 6 Institutional Counselor	RS	10						
GS- 5 Social Service Representative	RS	8						
GS- 4 Nursing Assistant	RS	15						
GS- 4 Guard	RS	10						
GS- 4 Secretary, Clerical	RS	5						
WL- 2 Supervisory Cleaner	RS	2						
WG- 2 Cleaner	RS	10						
WG- 4 Food Service Worker	RS	10						
Total Increases for Code 430		100						

DISTRICT OF COLUMBIA GOVERNMENT			SCHEDULE 5		
AGENCY: Department of Human Resources	CATEGORY: Mental Health Administration	SUBCATEGORY: Alcoholic Treatment & Prevention	BUDGET UNIT:	CODE: 440	Continuation Sheet Page Of

DISTRIBUTION OF INCREASES--D.C. OPERATING FUNDS

Class/Item	D.C. Fund	Pos.	Amounts			Annualization	Full Year Amount	Recommended
			Personal Services	Other Operating	Total			
Improved Services								
GS-14 Medical Officer	RS	2	61.2	...	61.2		61.2	
GS-13 Pyschologist	RS	2	44.0	...	44.0		44.0	
GS-12 Program Manager	RS	1	18.6	...	18.6		18.6	
GS-9 Supervisory Counselor	RS	1	15.1	...	15.1		15.1	
GS-9 Social Worker	RS	2	26.0	...	26.0		26.0	
GS-9 Recreation Specialist	RS	2	26.0	...	26.0		26.0	
GS-8 Alcoholic Counselor	RS	4	47.1	...	47.1		47.1	
GS-7 Supervisory Administration & Records Clerk	RS	1	13.4	...	13.4		13.4	
GS-7 Steward	RS	1	10.7	...	10.7		10.7	
GS-7 Medical Technician(Pharmacy)	RS	1	10.7	...	10.7		10.7	
GS-7 Social Worker Associate	RS	1	10.7	...	10.7		10.7	
GS-7 Program Assistant	RS	1	10.7	...	10.7		10.7	
GS-6 Nursing Assistant	RS	2	19.2	...	19.2		19.2	
GS-5 Finance Clerk	RS	1	8.6	...	8.6		8.6	
GS-5 Clerk, Dental Assistant(Typing)	RS	1	8.6	...	8.6		8.6	
GS-5 Clerk-Stenographer	RS	1	8.6	...	8.6		8.6	
GS-5 Secretary(DMT)	RS	1	8.6	...	8.6		8.6	
GS-4 Clerk Typing	RS	4	30.8	...	30.8		30.8	
GS-4 Telephone Operator	RS	1	7.7	...	7.7		7.7	
WG-8 Cook	RS	2	19.1	...	19.1		19.1	
WG-6 Warehouseman	RS	1	8.7	...	8.7		8.7	
WS-1 Housekeeper Aid Foreman	RS	1	8.9	...	8.9		8.9	
Travel	...	...	...	3.0	3.0		3.0	
Utilities and Communications	...	...	...	3.2	3.2		3.2	
Supplies and Materials	...	...	...	3.2	3.2		3.2	
Equipment	...	...	...	4.1	4.1		4.1	
Total Improved Services Increases		34	423.0	13.5	436.5		436.5	
New Services								
GS-14 Medical Officer	RS		15.3	...	15.3		15.3	

DISTRICT OF COLUMBIA GOVERNMENT

SCHEDULE 5

AGENCY:	CATEGORY:	SUBCATEGORY:	BUDGET UNIT:	CODE:	Continuation Sheet
Department of Human Resources	Mental Health Administration	Alcoholic Treatment & Prevention		440	Page Of

DISTRIBUTION OF INCREASES--D.C. OPERATING FUNDS

Class/Item	D.C. Fund	Pos.	Amounts			Annualization	Full Year Amount	Recommended
			Personal Services	Other Operating	Total			
New Services(con't)								
GS-6 Nursing Assistant	RS	2.	19.2	...	19.2	...	19.2	
Travel	RS	...	...	.2	.2	...	.2	
Rent Utilities and Communications	RS	...	...	120.3	120.3	...	120.3	
Other Services	RS	...	...	25.2	25.2	...	25.2	
Supplies and Materials	RS	...	...	.3	.3	...	.3	
Equipment	RS	...	...	83.0	83.0	...	83.0	
Total New Services Increases		2.	34.5	229.0	263.5	...	263.5	
Total increases for code 440		36	457.5	242.5	700.0	...	700.0	

DISTRICT OF COLUMBIA GOVERNMENT			SCHEDULE 5		
AGENCY: Department of Human Resources	CATEGORY: Administration Community Health & Hospital	SUBCATEGORY: D. C. General Hospital	BUDGET UNIT:	CODE: 550	Continuation Sheet Page 1 Of 2

DISTRIBUTION OF INCREASES--D.C. OPERATING FUNDS

Class/Item	D.C. Fund	Pos.	Amounts			Annualization	Full Year Amount	Recommended
			Personal Services	Other Operating	Total			
IMPROVED SERVICES								
GS-14 Medical Officer	RS	1						
GS-11 Supv. Medical Radiological Technician	RS	1						
GS- 9 Physical Therapist	RS	1						
GS- 9 Nurse	RS	7						
GS- 8 Supv. Medical Radiological Technician	RS	1						
GS- 7 Supv. Medical Radiological Technician	RS	2						
GS- 7 Technician	RS	1						
GS- 7 Nurse	RS	8						
GS- 7 Health Technician	RS	1						
GS- 7 Surgical Technician	RS	1						
GS- 6 Reporting Steno.	RS	1						
GS- 6 Nursing Assistant	RS	1						
GS- 5 Registration Clerk	RS	1						
GS- 5 Clerk-DMT	RS	4						
GS- 5 Health Technician	RS	1						
GS- 5 Physical Therapy Assistant	RS	1						
GS- 5 Clerk	RS	3						
GS- 5 Nursing Assistant	RS	6						
GS- 5 Nurse	RS	11						
GS- 5 Clerk-DMT	RS	1						
GS- 5 Secretary	RS	1						
GS- 5 Medical Technician	RS	1						
GS- 5 EKG Technician	RS	1						
GS- 4 Hospital Data Clerk	RS	1						
GS- 4 Clerk-Typist	RS	2						
GS- 4 Anesthetist Aide	RS	2						
GS- 4 Clerk	RS	8						
GS- 4 Nursing Assistant	RS	8						
GS- 4 Clerk-DMT	RS	1						
GS- 4 Pharmacy Assistant	RS	1						
GS- 3 Clerk-Typist	RS	2						
GS- 3 Resident Management Aide	RS	8						
GS- 3 Clerk	RS	6						

DISTRICT OF COLUMBIA GOVERNMENT			SCHEDULE 5		
AGENCY: Department of Human Resources	CATEGORY: Administration Community Health & Hospital	SUBCATEGORY: D. C. General Hospital	BUDGET UNIT:	CODE: 550	Continuation Sheet Page 2 Of 2

DISTRIBUTION OF INCREASES–D.C. OPERATING FUNDS

Class/Item	D.C. Fund	Pos.	Amounts			Annualization	Full Year Amount	Recommended
			Personal Services	Other Operating	Total			
IMPROVED SERVICES (Continued)								
GS- 3 Nursing Assistant	RS	4						
GS- 3 Medical Technician	RS	1						
GS- 3 Medical Machine Aide	RS	1						
GS- 2 Clerk	RS	1						
GS- 2 Nursing Assistant	RS	1						
GS- 2 Lab Aide	RS	1						
GS- 2 Pharmacy Assistant	RS	1						
GS- 1 Occupational Therapy Assistant	RS	1						
SPC 2nd Year Post Graduate Trainee	RS	3						
SPC 1st Year Post Graduate Trainee	RS	8						
WS- 3 Pest Controller	RS	1						
WL- 3 Housekeeper Leader	RS	1						
WG- 4 Food Service Worker	RS	1						
WG- 3 Housekeeper	RS	3						
WG- 3 Food Service Worker	RS	1						
WG- 2 Marker-Sorter Classifier	RS	1						
WG- 2 Housekeeper	RS	2						
WG- 2 Food Service Worker	RS	10						
WG- 2 Laborer	RS	2						
WG- 1 Housekeeper	RS	1						
Total Improved Services for Code 550		141						

95-872 O - 73 - pt. 2 -- 45

DISTRICT OF COLUMBIA GOVERNMENT			SCHEDULE 5		
AGENCY: Department of Human Resources	CATEGORY: Administration Community Health & Hospitals	SUBCATEGORY: D. C. Village	BUDGET UNIT:	CODE: 560	Continuation Sheet Page 1 Of 1

DISTRIBUTION OF INCREASES–D.C. OPERATING FUNDS

Class/Item	D.C. Fund	Pos.	Amounts			Annualization	Full Year Amount	Recommended
			Personal Services	Other Operating	Total			
IMPROVED SERVICES								
GS- 9 Supervisory Clinical Nurse	RS	9						
GS- 5 Health Insurance Clerk	RS	3						
GS- 5 Social Service Representative	RS	3						
GS- 4 Nursing Assistant	RS	47						
GS- 4 Records Clerk	RS	2						
WG- 4 Housekeeping Aide Foreman	RS	1						
WG- 2 Housekeeping Aide	RS	20						
Total Improved Services for Code 560		85						

DISTRICT OF COLUMBIA GOVERNMENT			SCHEDULE 5		
AGENCY: Department of Human Resources	CATEGORY: Narcotics Treatment Administration	SUBCATEGORY: Treatment Services	BUDGET UNIT:	CODE: 640	Continuation Sheet Page Of

DISTRIBUTION OF INCREASES–D.C. OPERATING FUNDS

Class/Item	D.C. Fund	Pos.	Amounts: Personal Services	Amounts: Other Operating	Amounts: Total	Annualization	Full Year Amount	Recommended
Workload Increase								
GS-12 Human Resources Planner	RS	1	17.2	...	17.2		17.2	
GS-12 Administrators	RS	2	34.3	...	34.3		34.3	
GS-11 Building Grounds Manager	RS	1	14.4	...	14.4		14.4	
GS-11 Budget Analyst	RS	1	14.4	...	14.4		14.4	
GS-11 Chief Counselor	RS	2	28.9	...	28.9		28.9	
GS-9 Operating Accountant	RS	1	12.0	...	12.0		12.0	
GS-9 Personnel Staffing Specialist	RS	1	12.0	...	12.0		12.0	
GS-9 Contract Specialist	RS	1	12.0	...	12.0		12.0	
GS-9 Clinical Management Specialists	RS	2	23.9	...	23.9		23.9	
GS-9 Nurses	RS	2	23.9	...	23.9		23.9	
GS-9 Vocational Rehabilitation Specialists	RS	2	23.9	...	23.9		23.9	
GS-7 Medical Assistants	RS	2	19.6	...	19.6		19.6	
GS-7 Counselors	RS	4	39.2	...	39.2		39.2	
GS-7 Program Analyst	RS	1	9.8	...	9.8		9.8	
GS-6 Medical Assistants	RS	2	17.2	...	17.2		17.2	
GS-6 Counselors	RS	4	35.3	...	35.3		35.3	
GS-5 Secretaries	RS	2	15.8	...	15.8		15.8	
GS-5 Information Specialists	RS	2	15.8	...	15.8		15.8	
GS-5 Medical Assistants	RS	6	47.5	...	47.5		47.5	
GS-5 Community Services Coordinators	RS	2	15.8	...	15.8		15.8	
GS-5 Social Service Assistants	RS	7	56.0	...	56.0		56.0	
GS-5 Classification Assistant	RS	1	7.9	...	7.9		7.9	
GS-4 Clerk-typists	RS	2	14.2	...	14.2		14.2	
GS-4 Social Service Assistants	RS	2	14.2	...	14.2		14.2	
WG-3 Cleaners	RS	2	14.2	...	14.2		14.2	
WG-5 Janitors	RS	2	15.7	...	15.7		15.7	
WL-5 Housekeeper-Cleaner	RS	1	8.6	...	8.6		8.6	

DISTRICT OF COLUMBIA GOVERNMENT			SCHEDULE 5		
AGENCY: Department of Human Resources	CATEGORY: Narcotics Treatment Administration	SUBCATEGORY: Treatment Services	BUDGET UNIT:	CODE: 640	Continuation Sheet Page Of

DISTRIBUTION OF INCREASES–D.C. OPERATING FUNDS

Class/Item	D.C. Fund	Pos.	Amounts			Annualization	Full Year Amount	Recommended
			Personal Services	Other Operating	Total			
Travel	RS	...	...	2.0	2.0		2.0	
Utilities and Communications	RS	...	...	4.2	4.2		4.2	
Rent	RS	...	...	33.5	33.5		33.5	
Supplies and Materials	RS	...	...	5.0	5.0		5.0	
Medical Supplies, Methadone	RS	...	...	18.0	18.0		18.0	
Urinalysis	RS	...	...	60.0	60.0		60.0	
Community Contracts	RS	...	...	150.0	150.0		150.0	
Total Workload Increases		58	563.7	272.7	836.4		836.4	
Total Increases for Code 640		58	563.7	272.7	836.4		836.4	

DISTRICT OF COLUMBIA GOVERNMENT	SCHEDULE C
AGENCY: Department of Human Resources	Continuation Sheet Page 046

FEDERAL GRANT ASSISTANCE

Symbol	Budget Structure Code	Grant Title / Agency Allocation / Object Class Allocation	Initial Award	Source	Obligations FY 19 72 Actual	Obligations FY 19 73 Estimates	Obligations FY 19 74 Estimates	Purpose
951	1AA 5AA	Maternal & Child Health "A"	FY 1972 180,676	HEW	165,812	177,944	181,100	To supplement health services for mothers and children, with emphasis on preventive care.
			FY 1973 177,944					
		1. Executive Direction and Support			26,710	24,611	49,632	
		Comm. Health Services			139,102	153,333	...	
		Comm. Health & Hospitals			...	...	131,468	
		2. Personal Services			165,812	177,944	181,100	
951	1AB 5AB	Maternal & Child Health "B"	FY 1972 145,000	HEW	81,377	70,000	70,000	To supplement health services for mothers and children, with emphasis on preventive care.
			FY 1973 70,000					
		1. Executive Direction and Support			2,904	5,444	5,713	
		Comm. Health Services			78,473	64,556	...	
		Comm. Health & Hospitals			...	...	64,287	
		2. Personal Services			74,981	68,000	68,000	
		Supplies & Equipment			3,958	1,850	1,850	
		Contractual Services			2,233	...	...	
		Travel			205	150	150	

DISTRICT OF COLUMBIA GOVERNMENT

SCHEDULE C

AGENCY: Department of Human Resources

FEDERAL GRANT ASSISTANCE

Symbol	Budget Structure Code	Grant Title / Agency Allocation / Object Class Allocation	Initial Award	Source	Obligations FY 19 72 Actual	FY 19 73 Estimates	FY 19 74 Estimates	Purpose
951	1AG 5AG	Venereal Disease Control	FY 1972 42,000	HEW	33,863	249,054	275,574	To assist in(1) providing diagnosis, treatment, control and prevention of venereal disease and (2) preventing and controlling the spread of venereal disease in inter-state traffic.
		1. Executive Direction and Support			3,166	4,808	9,228	
			FY 1973 249,054					
		Comm. Health Serv.			30,697	244,246	...	
		Comm. Health &Hospitals			...	...	266,346	
		2. Personal Services			20,607	127,701	154,221	
		Supplies & Equipment			3,955	44,635	44,635	
		Contractual Services			...	19,049	19,049	
		Travel			8,138	22,525	22,525	
		Other Objects			1,163	35,144	35,144	
951	1CP 5CP	Tuberculosis Control	FY 1972 419,416	HEW	493,665	...	...	To improve, where tuberculosis rates are high:(1)services, other than in-patients hospital care to known tuberculosis patients and their contacts; (2) diagnostic services; and (3)selected case finding activities. This grant terminated but tuberculosis screening is being continued under allotment DB for FY 1973 and 1974.
		1. Executive Direction and Support			20,016	...	...	
		Comm. Health Services			473,649	...	...	
		2. Personal Services			486,667	...	...	
		Supplies & Equipment			2,359	...	...	
		Contractual Services			81	...	...	
		Travel			4,379	...	...	
		Other Objects			179	...	...	

DISTRICT OF COLUMBIA GOVERNMENT	SCHEDULE C
AGENCY: Department of Human Resources	Continuation Sheet Page 3 Of 46

FEDERAL GRANT ASSISTANCE

Symbol	Budget Structure Code	Grant Title / Agency Allocation / Object Class Allocation	Initial Award	Source	Obligations FY 1972 Actual	Obligations FY 1973 Estimates	Obligations FY 1974 Estimates	Purpose
951	1AC 5AC	Crippled Children"A"	FY 1972 162,151	HEW	174,476	162,151	161,300	To supplement health services for crippled children.
		1. Executive Direction and Support	FY 1973 162,151		16,181	12,819	13,344	
		Comm. Health Services			158,295	149,332	...	
		Comm. Health & Hospitals			...	...	147,956	
		2. Personal Services			165,353	147,151	147,151	
		Supplies & Equipment			8,953	14,000	13,149	
		Contractual Services			100	500	500	
		Travel			70	500	500	
951	5AD	Crippled Children "B"	FY 1972 79,568	HEW	85,163	70,000	70,000	To supplement health services for crippled children.
		1. Comm. Health Services	FY 1973		85,163	70,000	...	
		Comm. Health &Hospitals	70,000		...	...	70,000	
		2. Personal Services			65,863	55,000	55,000	
		Supplies & Equipment			12,896	8,500	8,500	
		Contractual Services			6,205	6,000	6,000	
		Travel			199	500	500	

DISTRICT OF COLUMBIA GOVERNMENT

SCHEDULE C

AGENCY: Department of Human Resources

FEDERAL GRANT ASSISTANCE

Symbol	Budget Structure Code	Grant Title / Agency Allocation / Object Class Allocation	Initial Award	Source	Obligations FY 19 72 Actual	FY 19 73 Estimates	FY 19 74 Estimates	Purpose
951	1AE 5AE	Comprehensive Health Serv.	FY 1972 451,100	HEW	470,574	451,100	439,100	To assist the District of Columbia in establishing and maintaining adequate public health and mental health services, including the training of personnel.
		1. Executive Direction and Support	FY 1973 451,100		142,654	92,605	138,532	
		Comm. Health Services			327,920	358,495	...	
		Comm. Health &Hospitals			...	...	300,568	
		2. Personal Services			470,099	446,600	434,600	
		Supplies & Equipment			219	4,300	4,300	
		Contractual Services			32	...	...	
		Travel			224	200	200	
951	1AF 5AF	Immunization Program	FY 1972 149,000	HEW	136,691	194,611	310,111	To institute a system for the control and eventual eradication of Rubella and to maintain the current state of eradication of measles, poliomyelitis, diphtheria, whooping cough and tetanus.
		1. Executive Direction and Support	FY 1973 194,611		20,941	26,431	49,552	
		Comm. Health Services			115,750	168,180	...	
		Comm. Health &Hospitals			...	...	260,559	
		2. Personal Services			120,507	151,686	255,209	
		Supplies & Equipment			1,905	24,750	28,750	
		Contractual Services			609	650	1,330	
		Travel			4,282	7,000	10,577	
		Other Objects			9,388	10,525	16,245	

DISTRICT OF COLUMBIA GOVERNMENT

SCHEDULE C

AGENCY: Department of Human Resources

FEDERAL GRANT ASSISTANCE

Symbol	Budget Structure Code	Grant Title / Agency Allocation / Object Class Allocation	Initial Award	Source	Obligations FY 1972 Actual	Obligations FY 1973 Estimates	Obligations FY 1974 Estimates	Purpose
951	5BM	Maternal & Child Health Pediatric Care Project	FY 1972 21,862	HEW	6,307	...	...	Special project grant to increase and strenghten the child care program to make it a comprehensive, coordinated, unified, and continuous program for the study and treatment of the "whole" child. Funds unavailable for continuation.
		1. Comm. Health Services			6,307	...	...	
		2. Personal Services			6,252	...	...	
		Travel			55	...	...	
951	5BN	Maternal & Child Health-Mental Retardation	FY 1972 100,065 FY 1973 100,065	HEW	102,198	100,065	100,065	Special project grant to establish and maintain a diagnostic and follow-up clinic for the mentally retarded child.
		1. Comm. Health Services			102,198	100,065	...	
		Comm. Health &Hospitals			...	...	100,065	
		2. Personal Services			101,928	99,465	99,465	
		Travel			270	400	400	
		Other Objects			...	200	200	
951	5BP	Crippled Children-Pediatric Care Project	FY 1972 64,462	HEW	60,717	...	...	Special project grant to increase and strengthen the child care program. Funds unavailable for continuation.
		1. Comm. Health Services			60,717	...	...	
		2. Personal Services			39,360	...	...	
		Contractual Services			21,357	...	...	

DISTRICT OF COLUMBIA GOVERNMENT	SCHEDULE C
AGENCY: Department of Human Resources	Continuation Sheet Page 6 of 6

FEDERAL GRANT ASSISTANCE

Symbol	Budget Structure Code	Grant Title / Agency Allocation / Object Class Allocation	Initial Award	Source	Obligations FY 1972 Actual	Obligations FY 1973 Estimates	Obligations FY 1974 Estimates	Purpose
951	1AJ 5AJ	Maternity and Infant Care	FY 1972 1,872,000 FY 1973 1,797,000	HEW	1,733,719	1,797,000	1,797,000	To help reduce the incidence of mental retardation caused by complications associated with child-bearing.
		1. Executive Direction and Support			97,103	32,075	97,778	
		Comm. Health Services			1,512,178	1,639,359	...	
		Hospitals& Medical Care			124,438	125,566	...	
		Comm. Health& Hospitals			...	...	1,699,222	
		2. Personal Services			1,661,653	1,660,500	1,675,500	
		Supplies & Equipment			40,975	53,500	46,500	
		Contractual Services			17,060	45,000	35,000	
		Travel			5,462	15,000	15,000	
		Other Objects			8,569	23,000	25,000	
951	1AL 5AL	Children & Youth Project	FY 1972 1,202,457 FY 1973 1,134,000	HEW	1,071,008	1,131,000	1,131,000	To promote the health of children and youth of pre-school and school age, particularly in areas with concentrations of low-income families and to reduce the current mortality and morbidity rates for these areas.
		1. Executive Direction and Support			72,115	29,668	64,638	
		Comm. Health Services			998,893	1,101,332	...	
		Comm. Health &Hospitals			...	...	1,066,362	
		2. Personal Services			993,130	1,131,000	1,051,000	
		Supplies & Equipment			59,258	...	41,500	
		Contractual Services			8,246	...	16,500	
		Travel			1,985	...	4,000	
		Other Objects			8,389	...	18,000	

DISTRICT OF COLUMBIA GOVERNMENT	SCHEDULE C
AGENCY: Department of Human Resources	Continuation Sheet Page 7 Of 46

FEDERAL GRANT ASSISTANCE

Symbol	Budget Structure Code	Grant Title / Agency Allocation / Object Class Allocation	Initial Award	Source	Obligations FY 19 72 Actual	Obligations FY 19 73 Estimates	Obligations FY 19 74 Estimates	Purpose
951	5BB 4BB	Medical-Dental Apprenticeship Training Program	FY 1972 24,000	HEW	20,583	19,200	19,200	For guided apprentice training of medical and dental students in the basic principles and concepts of public health practices.
		1. Comm. Health Services	FY 1973 19,200		16,456	17,370	...	
		Hospitals & Medical Care			2,470	1,830	...	
		Comm. Health &Hospitals			...	...	19,200	
		Mental Health			1,657	...	...	
		2. Personal Services			20,244	...	...	
		Travel			339	1,560	1,560	
		Other Objects			...	17,640	17,640	
951	1DE 5DE	Lead-Based Project (Plumbism Screening)	FY 1973 400,000	HEW	...	400,000	400,000	To provide environmental clean-up services and screening activities for children who are at risk of lead poisoning for the District of Columbia.
		1. Executive Direction and Support			...	77,500	64,225	
		Comm. Health Services			...	322,500	...	
		Comm. Health &Hospitals			...	...	335,775	
		2. Personal Services			...	307,500	294,225	
		Supplies & Equipment			...	40,000	24,000	
		Contractual Services			...	45,000	74,275	
		Travel			...	5,000	5,000	
		Other Objects			...	2,500	2,500	

DISTRICT OF COLUMBIA GOVERNMENT

SCHEDULE C

AGENCY: Department of Human Resources

FEDERAL GRANT ASSISTANCE

Symbol	Budget Structure Code	Grant Title / Agency Allocation / Object Class Allocation	Initial Award	Source	Obligations FY 1972 Actual	Obligations FY 1973 Estimates	Obligations FY 1974 Estimates	Purpose
951	5DA	V-D Program-Title 4A	FY 1973 214,000	HEW	...	107,000	...	To expand the existing venereal disease screening and educational activities of the District of Columbia. Title 4A funds to terminate December, 1972.
		1. Comm. Health Services			...	107,000	...	
		2. Personal Services			...	49,670	...	
		Supplies & Equipment			...	7,000	...	
		Contractual Services			...	41,230	...	
		Travel			...	1,800		
		Other Objects			...	7,300	...	
951	1DB 5DB	T. B. Project-Title 4A	FY 1973 308,095	HEW	...	154,048	...	To expand tuberculosis screening, education, referral, and follow-up services for residents of the District of Columbia. Title 4A funds to terminate December, 1972
		1. Executive Direction and Support			...	3,567	...	
		Comm. Health Services			...	150,481	...	
		2. Personal Services			...	146,048	...	
		Supplies & Equipment			...	2,500	...	
		Contractual Services			...	1,000	...	
		Travel			...	2,500	...	
		Other Objects			...	2,000	...	

DISTRICT OF COLUMBIA GOVERNMENT	SCHEDULE C
AGENCY: Department of Human Resources	Continuation Sheet Page 9 of 16

FEDERAL GRANT ASSISTANCE

Symbol	Budget Structure Code	Grant Title / Agency Allocation / Object Class Allocation	Initial Award	Source	Obligations FY 19 72 Actual	Obligations FY 19 73 Estimates	Obligations FY 19 74 Estimates	Purpose
951	1DC	Health Screening Program Title 4A	FY 1973 446,400	HEW	...	223,200	...	To expand the health screening education and follow-up activities in the field of chronic disease.
	5DC							
	3DC							Title 4A funds terminate December, 1972
		1. Executive Direction and Support			...	16,960	...	
		Comm. Health Services			...	198,350	...	
		Social Services			...	7,890	...	
		2. Personal Services			...	182,404	...	
		Supplies & Equipment			...	29,856	...	
		Contractual Services			...	3,000	...	
		Travel			...	2,500	...	
		Other Objects			...	5,440	...	
951	5DF	Preventive-Medicine Residency Program	FY 1973 24,600	HEW	...	24,600	24,600	To allow for expansion of residency training in the Preventive Medicine Program by providing support for trainees recruit from outside the Department.
		1. Comm. Health Services			...	24,600	...	
		Comm. Health & Hospitals			...	...	24,600	
		2. Other Objects			...	...	24,600	

DISTRICT OF COLUMBIA GOVERNMENT

SCHEDULE C

AGENCY: Department of Human Resources

Continuation Sheet Page 0 0146

FEDERAL GRANT ASSISTANCE

Symbol	Budget Structure Code	Grant Title / Agency Allocation / Object Class Allocation	Initial Award	Source	Obligations FY 19 72 Actual	Obligations FY 19 73 Estimates	Obligations FY 19 74 Estimates	Purpose
951	1AY	Hill-Burton Administration	FY 1972 31,941	HEW	15,726	31,941	31,941	To enable states to obtain additional personnel, undertake new or expanded activities and meet other additional costs designed to improve the administration of the Hospital and Medical Facilities Construction Plan.
	5AY	1. Executive Direction and Support	FY 1973 31,941		...	...	31,941	
		Hospitals and Medical Care			15,726	31,941	...	
		2. Personal Services			12,050	10,941	10,941	
		Supplies & Equipment			691	2,000	2,000	
		Contractual Services			18	15,000	15,000	
		Travel			967	2,000	2,000	
		Other Objects			2,000	2,000	2,000	
951	1AH	Health Benefits Insurance	FY 1972 40,450	HEW	36,539	55,020	55,020	The State Agency provides the certification of compliance with Section 1864 of the Social Security Act by Medical Facilities.
	5AH	Program						
		1. Executive Direction and Support	FY 1973 55,020		6,010	9,820	55,020	
		Hospitals & Medical Care			30,529	45,200	...	
		2. Personal Services			33,552	47,430	47,430	
		Supplies & Equipment			...	410	410	
		Travel			2,987	6,230	6,230	
		Other Objects			...	950	950	

DISTRICT OF COLUMBIA GOVERNMENT	SCHEDULE C
AGENCY: Department of Human Resources	Continuation Sheet Page 11 Of 46

FEDERAL GRANT ASSISTANCE

Symbol	Budget Structure Code	Grant Title / Agency Allocation / Object Class Allocation	Initial Award	Source	Obligations FY 19 72 Actual	Obligations FY 19 73 Estimates	Obligations FY 19 74 Estimates	Purpose
951	Old allot 320 new allot not est.	Nursing Student Loan	FY 1972 22,315	HEW	4,300	...	...	To establish a nursing student loan fund at the Capital City School of Nursing, D.C. General Hospital.
		1. Hospitals & Medical Care			4,300	...	...	
		2. Other Objects			4,300	...	...	
951	1AR 5AR	Capital City School of Nursing	FY 1972 121,234	HEW	121,234	129,384		To phase out the School of Nursing at D.C. General Hospital in an orderly and responsible manner while maintaining integrity and quality of program, as well as protecting students interest until graduation.
		1. Executive Direction and Support	FY 1973 129,384		9,122	9,584	...	
		Hospitals & Medical Care			112,112	119,800	...	
		2. Personal Services			117,887	122,030	...	
		Supplies & Equipment			1,839	3,000	...	
		Contractual Services			950	3,654	...	
		Travel			558	700	...	
951	1AS 5AS	Evaluation of the HMO Demonstration Project	FY 1972 94,069	HEW	78,431	124,069	222,000	To determine if the HMO Project is a better and more economical health care service to clients that are under the D.C. Medicaid Program.
		1. Executive Direction and Support	FY 1973		8,371	16,215	222,000	
		Hospitals & Medical Care	124,069		70,060	107,854	...	
		2. Personal Services			52,064	86,715	147,209	
		Supplies & Equipment			938	1,254	500	
		Contractual Services			22,915	32,500	69,291	
		Travel			1,926	3,000	5,000	
		Other Objects			588	600	...	

DISTRICT OF COLUMBIA GOVERNMENT

SCHEDULE C

AGENCY: Department of Human Resources

FEDERAL GRANT ASSISTANCE

Symbol	Budget Structure Code	Grant Title / Agency Allocation / Object Class Allocation	Initial Award	Source	Obligations FY 1972 Actual	Obligations FY 1973 Estimates	Obligations FY 1974 Estimates	Purpose
950	1,2,3,4,5, EF	Assistance for the Medically Needy	FY 1972 7,147,942	HEW	6,828,794	7,147,942	7,147,942	Federal reimbursement to expand assistance for the medically needy; from the Medicare Trust Fund.
		1. Executive Direction and Support	FY 1973 7,147,942		1,481,366	1,410,298	1,882,690	
		Hospitals & Medical			2,873,562	3,301,085	...	
		Comm. Health& Hospitals			...	...	2,500,521	
		Mental Health			174,980	177,735	276,741	
		Comm. Health Services			1,236,518	1,301,153	2,329,017	
		Payments Assistance			...	...	....	
		Social Services			1,062,368	957,671	...	
		Social Rehabilitation			...	...	158,973	
		2. Personal Services			6,046,239	6,331,297	6,344,212	
		Supplies & Equipment			108,502	91,850	88,445	
		Contractual Services			40,639	33,140	29,250	
		Travel			14,650	20,385	17,945	
		Other Objects			618,764	671,270	688,090	
BD-7X-960	E-72	Selected Addiction Program Development & Expansion, I	FY 1972 2,000,000	LEAA-OCJP	1,388,565	611,434	...	To improve services, reinforce patient gains, and to moderately expand the program with continued emphasis on crime reductions.
		1. Executive Direction and Support			108,995	15,104	...	
		Narcotics Treatment			1,279,570	596,330	...	
		2. Personal Services			797,411	217,944	...	
		Supplies & Equipment			151,811	99,669	...	
		Contractual Services			331,495	227,312	...	
		Travel			22,184	27,833	...	
		Other Objects			85,664	38,676		

DISTRICT OF COLUMBIA GOVERNMENT	SCHEDULE C
AGENCY: Department of Human Resources	Continuation Sheet Page 13 Of 46

FEDERAL GRANT ASSISTANCE

Symbol	Budget Structure Code	Grant Title / Agency Allocation / Object Class Allocation	Initial Award	Source	Obligations FY 19 72 Actual	Obligations FY 19 73 Estimates	Obligations FY 19 74 Estimates	Purpose
951	1AW 6AW	Narcotic Addict Treatment Facitlities-Staffing	FY 1972 923,779	HEW - NIMH	346,279	997,900	978,375	To provide (1) treatment centers where addicts can obtain assistance as voluntary patients, (2) facilities in lieu of criminal sanctions and (3) intergrated programs for the addict who goes to prison.
		1. Executive Direction and Support	FY 1973 997,900		3,567	...	55,318	
		Narcotics Treatment			342,712	997,900	923,057	
		2. Personal Services			346,279	997,900	978,375	
BD-7x 960	E-73	Selected Addiction Program Development & Expansion II	FY 1972 1,000,000	LEAA	312,362	687,580	...	To provide for a further expansion of services of Part I, allowing NTA to treat an additional 800 patients.
		1. Executive Dir. & Supp. Narcotics Treatment			312,362	36,920	...	
		2. Personal Services			120,891	650,660	...	
		Supplies & Equipment			10,813	446,202	...	
		Contractual Services			174,444	157,966	...	
		Travel			3,830	7,622	...	
		Other Objects			2,384	19,315	...	
951	6CH	Issues in the Use of Methadone	FY 1972 42,142	HEW	325	42,142	...	The objectives of this grant are to learn the attitudes and beliefs surrounding the drug methadone. The samples to be studied will include Methadone maintained and abstinent clients, staff members at differing levels of responsibility and community members. In this way an effort will be made to learn the relationships between attitudes and beliefs regarding methadone and eventual treatment outcome.
		1. Narcotics Treatment	FY 1973 42,142		325	42,142	...	
		2. Personal Services			...	39,237	...	
		Supplies & Equipment			325	1,425	...	
		Contractual Services			...	1,480		

DISTRICT OF COLUMBIA GOVERNMENT	SCHEDULE C
AGENCY: Department of Human Resources	Continuation Sheet Page 14 of 46

FEDERAL GRANT ASSISTANCE

Symbol	Budget Structure Code	Grant Title / Agency Allocation / Object Class Allocation	Initial Award	Source	Obligations FY 19 72 Actual	Obligations FY 19 73 Estimates	Obligations FY 19 74 Estimates	Purpose
951	1CG 6CG 3CG	SSA-NTA Drug Treatment Contract-Title 4A	FY 1972 3,257,710 FY 1973 400,000	Social Security	271,249	400,000	...	To offer rehabilitation services to 2,500 clients and up-grade counseling and ancillary services at existing centers. In addition, to initiate a major program in the area of community education and prevention and provide increased administrative and evaluative support. Title 4A funds to terminate December, 1972.
		1. Executive Direction and Support			4,011	51,422	...	
		Narcotics Treatment			267,238	340,564	...	
		Social Services			...	8,014	...	
		2. Personal Services			36,623	310,848	...	
		Supplies & Equipment			36,450	24,957	...	
		Contractual Services			198,000	32,676	...	
		Travel			176	6,818	...	
		Other Objects			...	24,701	...	
933	6JH	Anacostia Juvenile Addict Treatment Program	FY 1972 482,640	OEO	116,339	...	...	To aid in the rehabilitation of juvenile drug addicts in the Anacostia area of the District of Columbia.
		1. Narcotics Treatment			116,339	...	...	
		2. Personal Services			15,810	...	...	
		Supplies & Equipment			486	...	...	
		Contractual Services			100,000	...	...	
		Travel			43	...	...	

95-872 O - 73 - pt. 2 -- 46

DISTRICT OF COLUMBIA GOVERNMENT

SCHEDULE C

AGENCY: Department of Human Resources

FEDERAL GRANT ASSISTANCE

Symbol	Budget Structure Code	Grant Title / Agency Allocation / Object Class Allocation	Initial Award	Source	Obligations FY 19 72 Actual	Obligations FY 19 73 Estimates	Obligations FY 19 74 Estimates	Purpose
BD-7X 960	E-13	Addiction Services for Youth 1st year	FY 1972 58,335	OCJP	1,095	...	...	To expand a program of crisis intervention, medical screening, outpatient treatment and a Halfway House Program for youthful narcotic addicts.
		1. Executive Direction and Support			1,095	...	...	
		2. Personal Services			1,095	...	...	
BD-7X-960	E-15	Addiction Services for Youth- 2nd Year	FY 1972 70,393	OCJP	24,086	70,393	...	To further expand a program of crisis intervention medical screening, outpatient treatment and a Halfway Program for youthful narcotics addicts.
		1. Executive Direction and Support	FY 1973		...	10,570	...	
		Narcotics Treatment	70,393		24,086	59,823	...	
		2. Personal Services			20,528	57,584	...	
		Supplies & Equipment			1,904	4,129	...	
		Contractual Services			200	250	...	
		Travel			1,200	1,680	...	
		Other Objects			254	6,750	...	

DISTRICT OF COLUMBIA GOVERNMENT

SCHEDULE C

AGENCY: Department of Human Resources

FEDERAL GRANT ASSISTANCE

Symbol	Budget Structure Code	Grant Title / Agency Allocation / Object Class Allocation	Initial Award	Source	Obligations FY 19 72 Actual	Obligations FY 19 73 Estimates	Obligations FY 19 74 Estimates	Purpose
950	1EY 6EY	Court Addiction Project	FY 1972 76,749	OCJP	40,790	...	...	To provide early detection of narcotics addicts coming into criminal justice system through the court.
		1. Executive Direction and Support			2,511	...	...	
		Narcotics Treatment			38,279	...	...	
		2. Personal Services			34,469	...	...	
		Supplies & Equipment			4,336	...	...	
		Travel			610	...	...	
		Other Objects			1,375	...	...	
950	6EZ	SAVE	FY 1972 185,605	LEAA	185,605	...	...	To set up round the clock counseling service to help combat drug addiction.
		1. Narcotics Treatment			185,605	...	...	
		2. ContractualServices			185,605	...	...	
951	4BD	Mental Health	FY 1972 79,600	HEW	89,221	79,600	77,500	To provide outpatient care for patients or their parents for whom, as yet, no comprehensive M.H. Center is available.
		1. Mental Health	FY 1973 79,600		88,221	79,600	77,500	
		2 Personal Services			88,706	79,001	77,500	
		Travel			515	599	...	

DISTRICT OF COLUMBIA GOVERNMENT	SCHEDULE C
AGENCY: Department of Human Resources	Continuation Sheet Page 27 Of 46

FEDERAL GRANT ASSISTANCE

Symbol	Budget Structure Code	Grant Title / Agency Allocation / Object Class Allocation	Initial Award	Source	Obligations FY 1972 Actual	Obligations FY 1973 Estimates	Obligations FY 1974 Estimates	Purpose
951	4BE	CMHC Staffing-Area C	FY 1972 382,311	HEW	132,767	382,686	400,848	To provide successful C.M.H. services by out-reach teams, satellite clinics and home units to preclude in-patient care in an area where population is on the increase.
		1. Mental Health	FY 1973 382,686		132,767	382,686	400,848	
		2. Personal Services			132,697	373,386	400,848	
		Contractual Services			70	4,650	:::	
		Travel			...	4,650		
951	4BF	CMHC Staffing-Area B	FY 1972 306,062	HEW	275,020	321,365	337,433	To provide a basis for innovative approachs to community M.H. services across the spectrum of ~~treatment~~ modalities and supplementary activities.
		1. Mental Health			275,020	321,365	337,433	
		2. Personal Services	FY 1973		274,376	314,465	330,533	
		Contractual Services	321,365		455	3,450	3,450	
		Travel			189	3,450	3,450	
951	4BG	CMHC Staffing-Area C Growth	FY 1972 570,611	HEW	285,766	599,142	629,099	To furnish community out reach treatment and rehabilitation services to an area largely populated by welfare and low-income groups in an effort to preclude inpatient care.
		1. Mental Health	FY 1973 599,142		285,766	599,142	629,099	
		2. Personal Services			280,538	584,967	614,924	
		Contractual Services			813	7,087	7,087	
		Travel			4,415	7,088	7,088	

DISTRICT OF COLUMBIA GOVERNMENT

SCHEDULE C

AGENCY: Department of Human Resources

FEDERAL GRANT ASSISTANCE

Symbol	Budget Structure Code	Grant Title / Agency Allocation / Object Class Allocation	Initial Award	Source	Obligations FY 1972 Actual	Obligations FY 1973 Estimates	Obligations FY 1974 Estimates	Purpose
951	1AN 4AN	CMHC Staffing-Area B Growth	FY 1972 1,193,639	HEW	830,353	939,991	657,993	To serve as a community out reach program for a large catchment area to prevent inpatient care of welfare recipients, middle income, and some financially independent stable individuals in need of some consultation and educational services.
		1. Executive Direction and Support	FY 1973		...	7,208	7,568	
		Mental Health	939,991		830,353	932,783	650,425	
		2. Personal Services			824,809	927,841	645,843	
		Contractual Services			1,368	6,084	6,084	
		Travel			4,176	6,066	6,066	
951	1AP 4AP	Screen & Evaluation Patients on Alcoholism	FY 1972 24,666	HEW	24,666	24,726	...	To screen and evaluate new patients at the Rehabilitation Center for Alcoholics, Accoquan,VA. for participation in a study on alcoholism.
		1. Executive Direction and Support	FY 1973 24,726		...	4,066	...	
		Mental Health			24,666	20,660	...	
		2. Personal Services			24,666	24,726	...	
951	4BH	Kalorama House-Staffing	FY 1972 42,480	HEW	45,321	45,321	38,065	To provide new rehabilitation services by the Richmond Fellowship of America through its local facility in Area B, Kalorama House.
		1. Mental Health			45,321	45,321	38,065	
		2. Contractual Services	FY 1973 45,321		45,321	45,321	38,065	

DISTRICT OF COLUMBIA GOVERNMENT	SCHEDULE C
AGENCY: Department of Human Resources	Continuation Sheet Page 19 Of 46

FEDERAL GRANT ASSISTANCE

Symbol	Budget Structure Code	Grant Title / Agency Allocation / Object Class Allocation	Initial Award	Source	Obligations FY 19 72 Actual	Obligations FY 19 73 Estimates	Obligations FY 19 74 Estimates	Purpose
951	5AV 4AV	Developmental Disabilities	FY 1972 100,000	HEW	57,019	150,900	150,900	To provide improved or new services for children with developmental disabilities.
		1. Comm. Health Services			53,381	100,000	...	
		Comm. Health &Hospitals	FY 1973		...	...	100,000	
		Mental Health	150,900		3,638	50,900	50,900	
		2. Personal Services			32,220	118,549	118,549	
		Supplies			21,908	286	286	
		Contractual Services			611	31,065	31,065	
		Travel			2,055	1,000	1,000	
		Other Objects			225	...	...	
951	1BL 4BL	Title 4A-Developmental Services Center	FY 1973 548,244	HEW	...	274,122	...	An agreement between SSA and MHA, for expanding the services of the Developmental Services Center. Title 4A funds to terminate December, 1972.
		1. Executive Direction and Support			...	17,405	...	
		Mental Health				256,717	...	
		2. Personal Services			...	179,506	...	
		Supplies & Equipment			...	27,036	...	
		Contractual Services			...	60,511	...	
		Travel				4,620	...	
		Other Objects			...	2,449	...	

DISTRICT OF COLUMBIA GOVERNMENT	SCHEDULE C
AGENCY: Department of Human Resources	Continuation Sheet Page 20 Of 46

FEDERAL GRANT ASSISTANCE

Symbol	Budget Structure Code	Grant Title / Agency Allocation / Object Class Allocation	Initial Award	Source	Obligations FY 1972 Actual	Obligations FY 1973 Estimates	Obligations FY 1974 Estimates	Purpose
951	4CN	CMHC Staffing - Area "A"	FY 1973 220,228	HEW	...	220,228	231,239	To provide collaboration in the development of high standards of comprehensive MH services as well as major research and training facilities in Area A by DHR, MHA, and the Georgetown University School of Medicine
		1. Mental Health			...	220,228	231,239	
		2. Personal Services			...	215,728	226,739	
		Contractual Services			...	2,250	2,250	
		Travel			...	2,250	2,250	
951	1CM 4CM	State Occupational Alcoholism Program	FY 1973 61,248	HEW	...	61,248	50,000	A demonstration grant to initiate and develop a greatly needed program of alcoholism prevention and treatment for employees of the D.C. Government as well as employees of private corporations, companies and businesses within D.C.
		1. Executive Direction and Support			...	11,266	1,127	
		Mental Health			...	49,982	48,873	
		2. Personal Services			...	60,249	49,000	
		Travel			...	999	1,000	
951	1DD 4DD	Title 4A-Children Program Area "A"	FY 1973 437,743	HEW	...	218,872	...	To expand and enrich the Youth Services Program serviced by Area A. Title 4A funds to terminate December, 1972.
		1. Executive Direction and Support			...	18,087	...	
		Mental Health			...	200,785	...	
		2. Personal Services			...	132.304	...	
		Supplies & Equipment			...	25,493	...	
		Contractual Services			...	21,913	...	
		Travel			...	1,200	...	
		Other objects			...	37,962	...	

DISTRICT OF COLUMBIA GOVERNMENT

SCHEDULE C

AGENCY: Department of Human Resources

FEDERAL GRANT ASSISTANCE

Symbol	Budget Structure Code	Grant Title / Agency Allocation / Object Class Allocation	Initial Award	Source	Obligations FY 1972 Actual	Obligations FY 1973 Estimates	Obligations FY 1974 Estimates	Purpose
BD-7X-960	E-24	Bail Bond(Legal Psychiatric Services)	FY 1972 174,018	LEAA	77,968	200,024	...	To continue the Bail Bond Project allowing for the extension of MH services to persons released or considered for release on bail; as well as screening of offenders awaiting in jail for psychiatric examination at St. Elizabeths Hospital to determine which ones could be worked-up on an outpaitent basis, thus reducing the number of offenders awaiting admission at St. Elizabeths Hospital.
		1. Executive Direction and Support	FY 1973 200,024		...	10,000	...	
		Mental Health			77,968	190,024	...	
		2. Personal Services			75,754	189,270	...	
		Supplies & Equipment			2,134	2,900	...	
		Contractual Services			10	4,350	...	
		Travel			70	2,604		
		Other Objects			...	900		
951	4DH	Staffing Grant for Children Services AREA"A"		HEW	...	...	132,244	To establish through a Day Treatment Program a vital link in the continuation of services in Area A and a counsultation and training resource for schools in this area.
		1. Mental Health			...	...	132,244	
		2. Personal Services			...	...	132,244	
950	1EA	Older Americans	FY 1972 16,815	HEW	4,798	23,082	20,969	To provide technical program planning and evaluation assistance in connection with the administration of the Older Americans Act.
		1. Executive Direction and Support	FY 1973 23,082		4,798	23,082	20,969	
		2. Personal Services			4,798	23,082	20,969	

DISTRICT OF COLUMBIA GOVERNMENT

SCHEDULE C

AGENCY: Department of Human Resources

FEDERAL GRANT ASSISTANCE

Symbol	Budget Structure Code	Grant Title / Agency Allocation / Object Class Allocation	Initial Award	Source	Obligations FY 1972 Actual	Obligations FY 1973 Estimates	Obligations FY 1974 Estimates	Purpose
951	1AM	Comprehensive Health Planning	FY 1972 146,760	HEW	83,889	145,596	147,729	To develop, revise, and up-date the state plan for comprehensive health planning and keep current with existing conditions. The Department of Human Resources proposes to conduct comprehensive health planning that is concerned with the total population with all its health problems and with the provisions of a broad range of services facilities and manpower to meet the health needs of the population.
		1. Executive Direction and Support	FY 1973 145,596		83,889	145,596	147,729	
		2. Personal Services			76,006	120,939	125,249	
		Supplies & Equipment			2,306	3,550	1,373	
		Contractual Services			1,210	6,000	6,000	
		Travel			4,351	4,142	4,142	
		Other Objects			16	10,965	10,965	
951	1AT	A Total Package of Intergrated Social & Rehabilitation Services	FY 1972 350,000	HEW	249,223	497,404	400,000	To experiment with the theory that intergrated comprehensive services to both family and individuals can be orchestrated and will have a positive effect in off-setting currently expanding welfare roles.
		1. Executive Direction and Support	FY 1973 497,404		249,223	497,404	400,000	
		2. Personal Services			222,368	342,500	322,548	
		Supplies & Equipment			5,685	8,000	4,000	
		Contractual Services			20,275	100,304	50,152	
		Travel			887	15,200	7,600	
		Other Objects			8	31,400	15,700	

DISTRICT OF COLUMBIA GOVERNMENT — SCHEDULE C

AGENCY: Department of Human Resources

FEDERAL GRANT ASSISTANCE

Symbol	Budget Structure Code	Grant Title / Agency Allocation / Object Class Allocation	Initial Award	Source	Obligations FY 19 72 Actual	Obligations FY 19 73 Estimates	Obligations FY 19 74 Estimates	Purpose
951	1AQ	Consumer Health Planning Survey	FY 1972 185,862	HEW	205,658	118,252	...	To present a carefully constructed plan to secure the type of data which will permit the D.C. Department of Human Resources and other interested agencies and organizations within the District of Columbia to formulate and plan comprehensive health programs in a meaningful way.
		1. Executive Direction and Support	FY 1973 118,252		205,658	118,252	...	
		2. Personal Services			193,436	102,182	...	
		Supplies & Equipment			1,460	1,900		
		Contractual Services			3,910	6,400	...	
		Travel			3,394	7,170		
		Other Objects			3,458	600	...	
981	1LA	Academic Facilities	FY 1972 45,081	HEW	33,558	45,081	45,081	To determine the construction needs of institutions of higher education in the District of Columbia.
		1. Executive Direction and Support	FY 1973 45,081		33,558	45,081	45,081	
		2. Personal Services			30,169	32,235	28,535	
		Supplies & Equipment			480	...	600	
		Contractual Services			61	12,846	12,846	
		Travel			2,798	...	3,000	
		Other Objects			50	...	100	

DISTRICT OF COLUMBIA GOVERNMENT	SCHEDULE C
AGENCY: Department of Human Resources	Continuation Sheet Page 24 Of 46

FEDERAL GRANT ASSISTANCE

Symbol	Budget Structure Code	Grant Title / Agency Allocation / Object Class Allocation	Initial Award	Source	Obligations FY 1972 Actual	Obligations FY 1973 Estimates	Obligations FY 1974 Estimates	Purpose
981		Special Opportunities Planning	FY 1972 20,404	HEW	20,404	20,404	...	To determine physical facilities needs of public institutions of higher education in the District of Columbia.
		1. Executive Direction and Support	FY 1973		20,404	20,404	...	
		2. Contractual Services	20,404		20,404	20,404	...	
950	1EG	Minorities and Urban Planning Work Study Program for Graduate Students	FY 1972 148,738	HUD	58,227	148,738	148,738	To increase availability of minority group members in the field of urban planning and related professional positions, as well as to provide government agencies with professional urban specialists.
		1. Executive Direction and Support	FY 1973 148,738	HUD	58,227	148,738	148,738	
		2. Personal Services			58,227	73,476	83,476	
		Supplies & Equipment			...	1,078	1,078	
		Contractual Services			...	71,184	61,184	
		Travel			...	3,000	3,000	

DISTRICT OF COLUMBIA GOVERNMENT

SCHEDULE C

AGENCY: Department of Human Resources

FEDERAL GRANT ASSISTANCE

Symbol	Budget Structure Code	Grant Title / Agency Allocation / Object Class Allocation	Initial Award	Source	Obligations FY 1972 Actual	Obligations FY 1973 Estimates	Obligations FY 1974 Estimates	Purpose
950	1EH	National Endowment for the Arts	FY 1972 101,320 FY 1973 101,320	Nat'l Foundation on Arts & Human Authority	105,592	101,320	101,320	To place a professional artist at one of the local school sites, thus giving students the opportunity to observe an artist at work as well as participating The artist in turn will share his knowledge and understanding of the arts with students by answering various questions and suggesting various solutions to artistic problems that may occur.
		1. Executive Direction and Support			105,592	101,320	101,320	
		2. Personal Services			20,929	27,927	27,927	
		Supplies & Equipment			131	...	..	
		Contractual Services			80,202	73,393	73,393	
		Travel			616	...	..	
		Other Objects			3,714	...	..	
950		Study for Higher Education in D.C.	FY 1972 250,000	Office of Education Federal City College	116,957	...	..	To defray contract costs in connection with the comprehensive study of Public Higher Education in the District of Columbia.
		1. Executive Direction and Support			116,957	...	..	
		2. Contractual Services			116,957	...	..	

DISTRICT OF COLUMBIA GOVERNMENT	SCHEDULE C
AGENCY: Department of Human Resources	Continuation Sheet Page 26 Of 46

FEDERAL GRANT ASSISTANCE

Symbol	Budget Structure Code	Grant Title / Agency Allocation / Object Class Allocation	Initial Award	Source	Obligations FY 1972 Actual	Obligations FY 1973 Estimates	Obligations FY 1974 Estimates	Purpose
950	1EQ	Police Applicant Program	FY 1972 105,999	Office of Criminal Justice Planning	106,082	...	...	To provide an alternative to the present inadequate resources for handling non-criminal emergencies that occur at night and on week-ends that come to the attention of the Police Department.
		1. Executive Direction and Support			106,082	...	...	
		2. Personal Services			102,248	...	...	
		Supplies & Equipment			37	...	...	
		Contractual Services			210	...	...	
		Travel			...	...	...	
		Other Objects			3,587	...	...	
933	1JA	Pilot District Project	FY 1972 545,100	OEO	378,108	...	...	To provide for the training of police regarding the concerns of the community and for the preparation to pass police entrance examinations for persons unable to pass the test. Furthermore, provides for a cadet and courtesty patrol and emergency services centers to assist citizens with non-police emergencies.
		1. Executive Direction and Support			378,108	...	...	
		2. Personal Services			268,190	...	...	
		Supplies & Equipment			6,215	...	...	
		Contractual Services			70,715	...	...	
		Travel			9,850	...	...	
		Other Objects			23,138	...	...	

DISTRICT OF COLUMBIA GOVERNMENT

SCHEDULE C

AGENCY: Department of Human Resources

FEDERAL GRANT ASSISTANCE

Symbol	Budget Structure Code	Grant Title / Agency Allocation / Object Class Allocation	Initial Award	Source	Obligations FY 1972 Actual	Obligations FY 1973 Estimates	Obligations FY 1974 Estimates	Purpose
950	1ES	Work Study Program for Undergraduate Students - Federal City College	FY 1972 70,317 FY 1973 70,317	HUD	33,779	70,317	70,317	To increase availability of minority group members in the field of urban planning and related professional positions as well as to provide government agencies with professional urban specialists.
		1. Executive Direction and Support			33,779	70,317	70,317	
		2. Personal Services			33,779	45,000	51,567	
		Supplies and Equipment			...	4,750	2,750	
		Contractual Services			...	17,567	14,000	
		Travel			...	3,000	2,000	
933	1JC	Technical Assistance	FY 1972 133,917 FY 1973 193,000	OEO	119,560	193,000	193,000	To provide training opportunities for key administrators, para-professionals and selected participants of the District of Columbia Department of Human Resources.
		1. Executive Direction and Support			119,560	193,000	193,000	
		2. Personal Services			109,889	143,068	169,500	
		Supplies and Equipment			5,740	8,470	8,600	
		Contractual Services			3,387	27,532	10,000	
		Travel			457	4,000	1,600	
		Other Objects			87	9,930	3,300	

DISTRICT OF COLUMBIA GOVERNMENT	SCHEDULE C
AGENCY: Department of Human Resources	Continuation Sheet Page 28 Of 46

FEDERAL GRANT ASSISTANCE

Symbol	Budget Structure Code	Grant Title / Agency Allocation / Object Class Allocation	Initial Award	Source	Obligations FY 1972 Actual	Obligations FY 1973 Estimates	Obligations FY 1974 Estimates	Purpose
950	No Code Assigned	Comprehensive Health Services	FY 1972 203,861	OEO	191,722	203,861	...	A pilot project to emphasize the tactical use of training to achieve horizontal and vertical systems of coordination and management, build skills and quality management with presently employed personnel as part of the development of a comprehensive human resources system.
			FY 1973 203,861					
		1. Executive Direction and Support			191,722	203,861	...	
		2. Personal Services			114,456	124,473	...	
		Supplies & Equipment			1,813	2,400	...	
		Contractual Services			66,679	65,835	...	
		Travel			4,495	3,000	...	
		Other Objects			4,279	8,153	...	
981	1LB	Basic Planning	FY 1972 28,625	HEW	26,051	28,625	...	To fund a space survey of various educational institutions in this area and to fund the position of the educational planner in the Office of Educational Affairs.
			FY 1973 28,625					
		1. Executive Direction and Support			26,051	28,625	...	
		2. Personal Services			15,471	14,560	...	
		Contractual Services			10,000	12,500	...	
		Travel			580	...	...	
		Other Objects			...	1,565	...	

DISTRICT OF COLUMBIA GOVERNMENT

SCHEDULE C

AGENCY: Department of Human Resources

Continuation Sheet Page 29 Of 46

FEDERAL GRANT ASSISTANCE

Symbol	Budget Structure Code	Grant Title / Agency Allocation / Object Class Allocation	Initial Award	Source	Obligations FY 1972 Actual	Obligations FY 1973 Estimates	Obligations FY 1974 Estimates	Purpose
951	3BW	In-Service Training	FY 1972 5,000	HEW	4,993	10,000	10,000	In-Service Training for personnel.
			FY 1973 10,000					
		1. Vocational Rehabilitation			4,993	10,000	...	
		Social Rehabilitation			...	...	10,000	
		2. Supplies and Equipment			490	1,415	1,415	
		Contractual Services			1,352	6,930	6,930	
		Travel			3,151	1,655	1,655	
951	3BX	Social Security Trust Fund - Rehabilitation Services	FY 1972 93,109		65,640	113,912	113,912	A fund set up for the rehabilitation of disabled Social Security recipients.
			FY 1973 113,912					
		1. Vocational Rehabilitation			65,640	113,912	...	
		Social Rehabilitation			...	...	113,912	
		2. Personal Services			22,025	35,397	36,510	
		Supplies & Equipment			160	...	...	
		Travel			8	...	...	
		Other Objects			43,447	78,515	77,402	

DISTRICT OF COLUMBIA GOVERNMENT

SCHEDULE C

AGENCY: Department of Human Resources

FEDERAL GRANT ASSISTANCE

Symbol	Budget Structure Code	Grant Title / Agency Allocation / Object Class Allocation	Initial Award	Source	Obligations FY 1972 Actual	Obligations FY 1973 Estimates	Obligations FY 1974 Estimates	Purpose
951	3BY	Services for Drug Addiction	FY 1972 100,000	HEW	96,265	100,000	100,000	To establish effective vocational rehabilitation services for drug addicts.
			FY 1973 100,000					
		1. Vocational Rehabilitation			96,265	100,000	...	
		Social Rehabilitation			...	...	100,000	
		2. Personal Services			32,530	33,173	33,173	
		Supplies and Equipment			67	758	758	
		Contractual Services			...	22,069	22,069	
		Other Objects			63,668	44,000	44,000	
951	3BZ	Sheltered Workshop for Chronically Mentally Ill	FY 1972 20,625	HEW	16,925	...	...	To provide work conditioning services for the chronically mentally ill patients at St. Elizabeths' Hospital.
		1. Vocational Rehabilitation			16,925	...	...	
		2. Contractual Services			16,925	...	...	
951	3CA	Work Adjustment Center	FY 1972 45,000	HEW	34,879	45,000	45,000	To develop and operate within the Evaluation Employment & Service Center a work adjustment program.
		1. Vocational Rehabilitation			34,879	45,000	...	
		Social Rehabilitation			...	...	45,000	
		2. Contractual Services			...	45,000	45,000	
		Other Objects			34,879	...	...	

DISTRICT OF COLUMBIA GOVERNMENT	SCHEDULE C
AGENCY: Department of Human Resources	Continuation Sheet Page 31 Of 46

FEDERAL GRANT ASSISTANCE

Symbol	Budget Structure Code	Grant Title / Agency Allocation / Object Class Allocation	Initial Award	Source	Obligations FY 19 72 Actual	Obligations FY 1973 Estimates	Obligations FY 19 74 Estimates	Purpose
951	3CB	Facility Improvement	FY 1972 16,000	HEW	16,000	16,000	10,667	To improve rehabilitation services at various facilities.
			FY 1973 16,000					
		1. Vocational Rehabilitation			16,000	16,000	...	
		Social Rehabilitation			...	...	10,667	
		2. Contractual Services			...	16,000	10,667	
		Other Objects			16,000	...	...	
951	3CC	Initial Staffing	FY 1972 9,667	HEW	254	9,667	7,250	To provide support to the Employment Evaluation Service Center
			FY 1973 9,667					
		1. Vocational Rehabilitation			254	9,667	...	
		Social Rehabilitation			...	...	7,250	
		2. Personal Services			254	9,667	7,250	
951	3CD	Selection Placement	FY 1972 12,755	HEW	7,548	12,755	12,755	To provide assistance in the field of vocational rehabilitation to public assistance recipients.
			FY 1973 12,755					
		1. Vocational Rehabilitation			7,548	12,755	...	
		Social Rehabilitation			...	...	12,755	
		2. Personal Services			7,548	12,755	12,755	

DISTRICT OF COLUMBIA GOVERNMENT	SCHEDULE C
AGENCY: Department of Human Resources	Continuation Sheet Page 32 Of 46

FEDERAL GRANT ASSISTANCE

Symbol	Budget Structure Code	Grant Title / Agency Allocation / Object Class Allocation	Initial Award	Source	Obligations FY 1972 Actual	Obligations FY 1973 Estimates	Obligations FY 1974 Estimates	Purpose
951	3CE	Employee Evaluation and Service Center-Title 4A	FY 1972 115,279	HEW	106,129	140,310	...	To develop and operate in the District of Columbia a comprehensive, community oriented Vocational Rehabilitation Evaluation, Employment and Services Center. Title 4A funds to terminate December, 1972.
		1. Vocational Rehabilitation			106,129	140,310	...	
		2. Personal Services			38,159	77,959	...	
		Supplies & Equipment			1,542	2,325	...	
		Contractual Services			20,039	12,107	...	
		Travel			...	617	...	
		Other Objects			46,389	47,302	...	
951	3CF	Inmate Enrollees - Federal City College	FY 1972 121,000 FY 1973 50,000	HEW	5,000	50,000	121,000	An agreement between Federal City College and Vocational Rehabilitation Administration for the purpose of providing a comprehensive educational program of vocational rehabiltation for released inmates.
		1. Vocational Rehabilitation			5,000	50,000	...	
		Social Rehabilitation			...	...	121,000	
		2. Contractual Services			...	50,000	121,000	
		Other Objects			5,000	...	...	

DISTRICT OF COLUMBIA GOVERNMENT	SCHEDULE C
AGENCY: Department of Human Resources	Continuation Sheet Page 33 Of 46

FEDERAL GRANT ASSISTANCE

Symbol	Budget Structure Code	Grant Title / Agency Allocation / Object Class Allocation	Initial Award	Source	Obligations FY 1972 Actual	Obligations FY 1973 Estimates	Obligations FY 19 74 Estimates	Purpose
951	3CJ	VR Services - Welfare Recipients	FY 1973 112,200	HEW	...	112,200	112,200	To provide expanded vocational rehabilitation services to selected recipients
		1. Vocational Rehab.			...	112,200	...	
		Social Rehabilitation			...	...	112,200	
		2. Personal Services			...	33,800	33,800	
		Supplies & Equipment			...	3,200	3,200	
		Contractual Services			...	27,500	27,500	
		Other Objects			...	47,700	47,700	
DB-7X 984	14I	Multi-Service Coordination Center -Model Cities	FY 1972 36,743	HUD	45,135	160,507	...	To deliver services in the Model Cities Neighborhood to encompass all DHR services.
		1. Vocational Rehab.			45,135	160,507	...	
		Social Rehabilitation			...	...	...	
		2. Personal Services			34,497	84,793	...	
		Supplies & Equipment			10,448	16,220	...	
		Contractual Services			...	13,636	...	
		Travel			190	3,500	...	
		Other Objects			...	42,358	...	

DISTRICT OF COLUMBIA GOVERNMENT	SCHEDULE C
AGENCY: Department of Human Resources	Continuation Sheet Page 33A Of 46

FEDERAL GRANT ASSISTANCE

Symbol	Budget Structure Code	Grant Title / Agency Allocation / Object Class Allocation	Initial Award	Source	Obligations FY 1972 Actual	Obligations FY 1973 Estimates	Obligations FY 1974 Estimates	Purpose
950	3GH	Federal Positions-Cooperative Agreement	...	HEW	...	...	709,764	To maintain an effective cooperative working relationship between the public schools and the public offenders program, D.C. Dept. of Corrections, and the Vocational Rehabilitation Administration.
		1. Social Rehabilitation			...	...	709,764	
		2. Personal Services			...	...	631,108	
		Supplies and Equipment			...	...	6,660	
		Contractual Services			...	...	54,112	
		Travel			...	...	3,516	
		Other Objects			...	...	14,368	

DISTRICT OF COLUMBIA GOVERNMENT | SCHEDULE C

AGENCY: Department of Human Resources | Continuation Sheet Page 34 Of 46

FEDERAL GRANT ASSISTANCE

Symbol	Budget Structure Code	Grant Title / Agency Allocation / Object Class Allocation	Initial Award	Source	Obligations FY 19 72 Actual	Obligations FY 19 73 Estimates	Obligations FY 19 74 Estimates	Purpose
951	3BV	Section Two Support Funds	FY 1972 4,582,580 FY 1973 4,582,580	HEW	4,548,983	4,582,580	3,872,816	To render services to a maximum number of people at a time and place which is conducive to achieving maximum benefits.
		1. Vocational Rehab.			4,548,983	4,582,580	...	
		Social Rehabiliation			...	...	3,872,816	
		2. Personal Services			2,390,644	2,655,584	2,223,156	
		Supplies & Equipment			51,008	109,252	92,072	
		Contractual Services			148,114	186,504	132,392	
		Travel			14,929	35,492	31,976	
		Other Objects			1,944,288	1,595,748	1,393,220	
BD-7X 960	E-71	Coordination of Community Care Project - LEAA	FY 1973 30,000	LEAA	...	30,000	...	To implement a community based treatment and rehabilitation project for adjudicated delinquents and PINS as an alternative to institutionalization. The plan includes the establishment of a diagnostic center at which the needs of individual youths would be determined and treatment plans recommended to the courts prior to case disposition.
		1. Social Services			...	30,000	...	
		Social Rehabilitation			...	...	...	
		2. Personal Services			...	30,000	...	

DISTRICT OF COLUMBIA GOVERNMENT	SCHEDULE C
AGENCY: Department of Human Resources	Continuation Sheet Page 35 Of 46

FEDERAL GRANT ASSISTANCE

Symbol	Budget Structure Code	Grant Title / Agency Allocation / Object Class Allocation	Initial Award	Source	Obligations FY 1972 Actual	Obligations FY 1973 Estimates	Obligations FY 1974 Estimates	Purpose
BD-J7X 960	E-23	Community Care Pilot Project	FY 1973 250,000	LEAA	...	149,662	...	To implement a community based treatment and rehabilitation project for adjudicated delinquents and PINS as an alternative to institutionalization. The plan includes the establishment of a diagnostic center at which the needs of individual youths would be determined and treatment plans recommended to the courts prior to case disposition.
		1. Social Services			...	149,662	...	
		Social Rehabilitation			...	...	...	
		2. Personal Services			...	145,034	...	
		Travel			...	4,628	...	
933	3JF 1JF	New Careers (WCEP)	FY 1972 40,679 FY 1973 40,679	UPO	34,416	40,679	...	To provide training for disadvantaged citizens.
		1. Social Services			34,416	...	...	
		Executive Direction and Support			...	40,679	...	
		2. Personal Services			34,416	39,680	...	
		Supplies & Equipment			...	325	...	
		Contractual Services			...	210	...	
		Travel			...	464	...	

DISTRICT OF COLUMBIA GOVERNMENT	SCHEDULE C
AGENCY: Department of Human Resources	Continuation Sheet Page 36 Of 46

FEDERAL GRANT ASSISTANCE

Symbol	Budget Structure Code	Grant Title / Agency Allocation / Object Class Allocation	Initial Award	Source	Obligations FY 19 72 Actual	Obligations FY 1973 Estimates	Obligations FY 19 74 Estimates	Purpose
951	3BQ	ESEA Title I, Junior Village	FY 1972 169,103 FY 1973 44,689	HEW	69,753	44,689	...	To provide additional educational services to institutionalized children through the utilization of specialized teachers, educational equipment, field trips and new teaching approaches.
		1. Social Services			69,753	44,689	...	
		Social Rehabilitation			...	...	...	
		2. Supplies & Equipment			2,319	...	...	
		Contractual Services			67,434	44,689	...	
951	3BR	ESEA Title I, Maple Glen	FY 1972 66,956 FY 1973 33,755	HEW	3,148	33,755	35,934	To provide additional educational services to institutionalized children through the utilization of specialized teachers, educational equipment, field trips and new teaching approaches.
		1. Social Services			3,148	33,755	...	
		Social Rehabilitation			...	...	35,934	
		2. Personal Services			3,148	21,000	21,000	
		Supplies & Equipment			...	8,755	10,934	
		Contractual Services			...	4,000	4,000	

DISTRICT OF COLUMBIA GOVERNMENT

SCHEDULE C

AGENCY: Department of Human Resources

FEDERAL GRANT ASSISTANCE

Symbol	Budget Structure Code	Grant Title / Agency Allocation / Object Class Allocation	Initial Award	Source	Obligations FY 19 72 Actual	Obligations FY 19 73 Estimates	Obligations FY 19 74 Estimates	Purpose
951	3BS	ESEA -Title I, Cedar Knoll	FY 1972 146,946 FY 1973 111,601	HEW	7,522	111,601	117,500	To provide additional educational services to institutionalized children through the utilization of specialized teachers, educational equipment, field trips, and new teaching approaches.
		1. Social Services			7,522	111,601	...	
		Social Rehabilitation			...	...	117,500	
		2. Personal Services			5,155	34,500	34,500	
		Supplies & Equipment			92	18,101	24,000	
		Contractual Services			2,275	38,000	38,000	
		Other Objects			...	21,000	21,000	
951	3BT	ESEA - Title I, Oak Hill	FY 1972 21,779 FY 1973 28,201	HEW	3,982	28,201	32,000	To provide additional educational services to institutionalized children through the utilization of specialized teachers, educational equipment, field trips, and new teaching approaches.
		1. Social Services			3,982	28,201	...	
		Social Rehabilitation			...	...	32,000	
		2. Personal Services			732	15,000	15,000	
		Supplies & Equipment			...	6,000	6,000	
		Contractual Services			3,250	7,201	11,000	

DISTRICT OF COLUMBIA GOVERNMENT	SCHEDULE C
AGENCY: Department of Human Resources	Continuation Sheet Page 38 Of 46

FEDERAL GRANT ASSISTANCE

Symbol	Budget Structure Code	Grant Title / Agency Allocation / Object Class Allocation	Initial Award	Source	Obligations FY 19 72 Actual	Obligations FY 1973 Estimates	Obligations FY 19 74 Estimates	Purpose
953	1QG 3QG	Model Cities Day Care Title 4-A	FY 1972 11 339	HEW	27,961	14,520	...	To provide full-day care to pre-school children and after school care to school children throughout the Model Cities neighborhood so that parents can work on training. The program provides programming for children to increase their developmental and educational levels; improve their health nutrition and speech ability; and stimulate positive relationships with their peers and adults. Title 4A funds terminated December, 1972.
		1. Executive Direction and Support	Fy 1973 29,039		...	8,850	...	
		Social Services			27,961	5,670	...	
		2. Personal Services			27,961	14,520	...	
953	1QH 2QH 3QH	Model Cities Program Title 4A	FY 1972 51,893 FY 1973 92,793	HEW	8,252	48,897	...	To provide full-day care to pre-school children and after school care to school age children throughout the Model Cities Neighborhood so that parents can work or enter training. Title 4A funds to terminate December, 1972.
		1. Executive Direction and Support			...	14,650	...	
		Social Services			8,252	34,247	...	
		2. Personal Services			7,487	34,247	...	
		Supplies & Equipment			765	...	...	

DISTRICT OF COLUMBIA GOVERNMENT | SCHEDULE C

AGENCY: Department of Human Resources | Continuation Sheet Page 39 of 46

FEDERAL GRANT ASSISTANCE

Symbol	Budget Structure Code	Grant Title / Agency Allocation / Object Class Allocation	Initial Award	Source	Obligations FY 1972 Actual	Obligations FY 1973 Estimates	Obligations FY 1974 Estimates	Purpose
956	1XA 3XA	Grants-Older Americans	FY 1972 346,144 FY 1973 346,144	HEW	89,023	346,144	346,144	To provide services to the aged in the community to enable them to become more functional.
		1. Executive Direction and Support			...	346,144	346,144	
		Social Services			89,023	...	...	
		2. Contractual Services			25,000	...	...	
		Other Objects			64,023	346,144	346,144	
956	1XB 3XB	Administration-Older Americans	FY 1972 75,000	HEW	69,109	75,000	75,000	To administer the program that provides services to the aged in the community to enable them to become more functional.
		1. Executive Direction and Support	FY 1973 75,000		...	75,000	75,000	
		Social Services			69,109	...	...	
		2. Personal Services			25,155	37,060	37,060	
		Supplies & Equipment			1,370	3,000	3,000	
		Contractual Services			38,430	29,440	29,440	
		Travel			3,786	4,000	4,000	
		Other Objects			368	1,500	1,500	

DISTRICT OF COLUMBIA GOVERNMENT	SCHEDULE C
AGENCY: Human Resources	Continuation Sheet Page 40 of 46

FEDERAL GRANT ASSISTANCE

Symbol	Budget Structure Code	Grant Title / Agency Allocation / Object Class Allocation	Initial Award	Source	Obligations FY 19 Actual	Obligations FY 19 Estimates	Obligations FY 19 Estimates	Purpose
950	6GW	Model Cities Addiction Treatment Program - NTA	FY 1972 215,172	HUD	231,618	...	...	To provide an outpatient treatment facility in the Model Cities area of Washington D.C. and to inform the residents of this area of the availability of treatment services, and ways in which addiction can be prevented.
		1. Narcotics Treatment			231,618	...	...	
		2. Personal Services			176,947	...	...	
		Supplies & Equipment			16,384	...	...	
		Travel			1,580	...	...	
		Contractual Services			36,707	...	...	
BD-7X 960	E-11	Joint Agency-Truancy	F.Y. 1973 63,800	LEAA	...	63,800	...	To provide prevention and control of truancy. The Metropolitan Police Dept., Public Schools, Dept. of Recreation and the ACT program collaborate to provide truanting youth and their families with counseling and other needed services.
		1. Social Services			...	63,800	...	
		Social Rehabilitation Admin.			...	...	...	
		2. Personal Services			...	18,900	...	
		Supplies & Equipment			...	2,500	...	
		Contractual Services			...	42,000	...	
		Travel			...	400	...	

DISTRICT OF COLUMBIA GOVERNMENT

SCHEDULE C

AGENCY:
Department of Human Resources

FEDERAL GRANT ASSISTANCE

Symbol	Budget Structure Code	Grant Title / Agency Allocation / Object Class Allocation	Initial Award	Source	Obligations FY 1972 Actual	Obligations FY 1973 Estimates	Obligations FY 1974 Estimates	Purpose
955	3WA	Children's Bureau	FY 1972 179,033 FY 1973 165,031	HEW	182,631	165,031	165,031	To provide protective and preventive care of children in their homes; to place children in adoptive homes and foster homes; and to provide day care and crisis assistance to prevent family break-up.
		1. Social Services			182,631	165,031	...	
		Social Rehabilitation			...	...	165,031	
		2. Personal Services			182,108	165,031	165,031	
		Supplies & Equipment			73	...	...	
		Travel			450	...	...	
959	3YA	Soc.Sec.Adm.-Disability Determination	FY 1972 409,011 FY 1973 466,041	HEW	390,303	466,041	508,924	To determine the existence and extent of disabilities of Social Security applicant referrals under the provisions of the Social Security Act.
		1. Vocational Rehabilitation			390,303	466,041	...	
		Social Rehabilitation			...	...	508,924	
		2. Personal Services			243,178	325,949	368,832	
		Supplies & Equipment			5,135	500	500	
		Contractual Services			894	...	...	
		Travel			821	1,000	1,000	
		Other Objects			140,275	138,592	138,592	

DISTRICT OF COLUMBIA GOVERNMENT	SCHEDULE C
AGENCY: Department of Human Resources	Continuation Sheet Page 42 Of 46

FEDERAL GRANT ASSISTANCE

Symbol	Budget Structure Code	Grant Title / Agency Allocation / Object Class Allocation	Initial Award	Source	Obligations FY 1972 Actual	Obligations FY 1973 Estimates	Obligations FY 1974 Estimates	Purpose
		Payments Assistance - Federal Reimbursement	...	HEW	49,079,328	68,293,479	58,859,737	To provide financial assistance and supportive services to eligible needy D. C. residents.
		1. Executive Direction and Support			993,053	1,039,293	1,327,470	
		Payments Assistance			...	...	50,113,529	
		Social Services			48,040,115	67,208,386	...	
		Social Rehabilitation			...	...	7,418,738	
		Chief Medical Examiner			46,160	45,800	...	
		2. Personal Services			7,949,806	17,717,237	8,510,517	
		Supplies & Equipment			445,071	245,147	224,948	
		Contractual Services			2,385,121	2,692,820	2,380,460	
		Travel			126,331	191,124	116,407	
		Other Objects			38,172,999	47,447,151	47,627,405	

DISTRICT OF COLUMBIA GOVERNMENT	SCHEDULE C
AGENCY: Department of Human Resources	Continuation Sheet Page 43 Of 46

FEDERAL GRANT ASSISTANCE

Symbol	Budget Structure Code	Grant Title / Agency Allocation / Object Class Allocation	Initial Award	Source	Obligations FY 19 72 Actual	Obligations FY 19 73 Estimates	Obligations FY 19 74 Estimates	Purpose
951	1CR 5CR	Meat Inspection Program	*	Department of Agriculture	55,333	...	...	To provide for the inspection of food establishments and the analyzation of meat products thereby safe-guarding the public health by insuring that within the District of Columbia only safe and wholesome meats are offered for public or private consumption.
		1. Executive Direction and Support			13,208	...	...	
		Community Health Svcs.			42,125	...	...	
		2. Personal Services			55,333	...	...	
		* Grant transferred to Environmental Services FY 1972. 1972 Actual to be reimbursed by Environmental Services.						
952	5SA & SB 2SA & SB	Medicaid-Medicare		HEW	21,856,209	25,503,600	26,826,100	Reimbursement to the Department of Human Resources for services rendered under the Medicaid Program
		1. Hospitals & Medical Care			21,856,209	25,503,600	...	
		Payments Assistance			...	...	26,826,100	
		2. Contractual Services			21,856,209	25,503,600	26,826,100	

DISTRICT OF COLUMBIA GOVERNMENT	SCHEDULE C
AGENCY: Department of Human Resources	Continuation Sheet Page 44 Of 46

FEDERAL GRANT ASSISTANCE

Symbol	Budget Structure Code	Grant Title / Agency Allocation / Object Class Allocation	Initial Award	Source	Obligations FY 1972 Actual	Obligations FY 1973 Estimates	Obligations FY 1974 Estimates	Purpose
BD-7X-960	E-18	Co-ordination of Drug Abuse Program	FY 1972 94,284	Office of Criminal Justice Planning	4,358	...	...	To increase coordinated efforts of existing and future services for addicts.
		1. Executive Direction and Support			4,358	...	...	
		2. Personal Services			4,358	...	...	
951	4AK	Community Mental Health Care	FY 1972 8,189	HEW	17,509	...	...	To provide essentials of total Community Mental Health services which do not already exist. A demonstration grant terminating with the final phase of evaluation in FY'72.
		1. Mental Health			17,509	...	...	
		2. Personal Services			16,044	...	...	
		Supplies & Equipment			117	...	...	
		Travel			35	...	...	
		Other Objects			1,313	...	...	

DISTRICT OF COLUMBIA GOVERNMENT	SCHEDULE C
AGENCY: Department of Human Resources	Continuation Sheet Page 45 Of 46

FEDERAL GRANT ASSISTANCE

Symbol	Budget Structure Code	Grant Title / Agency Allocation / Object Class Allocation	Initial Award	Source	Obligations FY 1972 Actual	Obligations FY 1973 Estimates	Obligations FY 1974 Estimates	Purpose
951	1BU	D. C. Recreation Project - Title 4A	FY 1972 116,052 FY 1973 116,052	D. C. Recreation Department	1,060	58,026	...	Local funds provided by D. C. Recreation Department to carry out work for them. Title 4A funds to terminate December, 1972.
		1. Executive Direction and Support			1,060	58,026	...	
		2. Personal Services			1,060	58,026	...	
DB-7X-984	140	Model Cities Scholarship Program	FY 1972 200,000 FY 1973 207,645	Office of Housing Program	4,627	207,645	...	To provide model neighborhood work residents with a range of educational services including financial assistance, training, and work study programs for educational and skill training opportunities, vocational orientation, motivation, remediation counseling and training.
		1. Executive Direction and Support			4,627	207,645	...	
		2. Personal Services			3,912	4,440	...	
		Supplies & Equipment			...	3,000	...	
		Contractual Services			...	132,262	...	
		Travel			706	...	...	
		Other Objects			9	67,943	...	

DISTRICT OF COLUMBIA GOVERNMENT	SCHEDULE C
AGENCY: Department of Human Resources	Continuation Sheet Page Of

FEDERAL GRANT ASSISTANCE

Symbol	Budget Structure Code	Grant Title / Agency Allocation / Object Class Allocation	Initial Award	Source	Obligations FY 19 72 Actual	Obligations FY 19 73 Estimates	Obligations FY 19 74 Estimates	Purpose
951	4DJ	State Plan for a Comprehensive Alcoholism Program for the District of the Columbia		HEW	...	...	200,000	To stabilize and enlarge the program of alcoholism prevention and treatment for employees of the District of Columbia government as well as employees of the private business and industrial media in the District of Columbia.
		1. Executive Direction & Support					17,377	
		Mental Health					182,623	
		2. Personal Services					127,449	
		Supplies & Equipment					29,210	
		Contractual Services					4,500	
		Travel					6,000	
		Other Objects					32,841	
BD-7X-960	E-25	Implementation of a Narcotic Parole Project		Dept. of Justice			29,500	To provide legal representation for (50) Lorton Reformatory inmates who have histories of drug dependence.
		1. Narcotics Treatment					29,500	
		2. Contractual Services					29,000	

DISTRICT OF COLUMBIA GOVERNMENT	SCHEDULE C
AGENCY: Department of Human Resources	Continuation Sheet Page 0f

FEDERAL GRANT ASSISTANCE

Symbol	Budget Structure Code	Grant Title / Agency Allocation / Object Class Allocation	Initial Award	Source	Obligations FY 19 72 Actual	Obligations FY 19 73 Estimates	Obligations FY 19 74 Estimates	Purpose
951	4DL	Horticulture Training at Forest Haven		HEW			43,764	To provide therapeutic and vocational training to retarded institutionalized patients at Forest Haven through gardening activity.
		1. Mental Health					43,764	
		2. Personal Services					43,764	
951	4BK	Title I-Mary G. Ziegler School-Forest Haven		Dept. of Justice			118,466	To provide self-care training; planning for educating the mentally retarded for community employment in the trade and service industries, as well as a summer program of physical and recreational activities.
		1. Mental Health					118,466	
		2. Personal Services					67,515	
		Supplies & Equpment					6,421	
		Contractual Services					40,530	
		Tracel					4,000	

FEDERAL GRANTS

DISTRICT OF COLUMBIA GOVERNMENT — SCHEDULE C

AGENCY: Department of Human Resources

FEDERAL GRANT ASSISTANCE

Symbol	Budget Structure Code	Grant Title / Agency Allocation / Object Class Allocation	Initial Award	Source	Obligations FY 19 72 Actual	FY 19 73 Estimate	FY 1974 Estimate	Purpose
954	4UA	Health Improvement Program	FY 1972 97,148	HEW	90,843	...	...	To provide self-help training needs as toilet habits, feeding skills, language arts, as preparation for open cottage life with more aggressive and often older children.
		1. Mental Health			90,843	...	...	
		2. Personal Services			90,107	...	...	
		Supplies & Equipment			376	...	...	
		Contractual Services			360	...	...	
941	4BJ	SWEAT Program	FY 1972 45,006	HEW	33,604	...	...	To provide exposure to young people who might be encouraged to seek a career in institutions serving the mentally retarded.
		1. Mental Health			33,604	...	...	
		2. Personal Services			33,604	...	...	
		TOTAL, FEDERAL GRANTS			95,167,921	121,776,384	109,720,267	

DISTRICT OF COLUMBIA GOVERNMENT | SCHEDULE C

AGENCY: Department of Human Resources

FEDERAL GRANT ASSISTANCE

Symbol	Budget Structure Code	Grant Title / Agency Allocation / Object Class Allocation	Initial Award	Source	Obligations FY 1972 Actual	Obligations FY 1973 Estimates	Obligations FY 1974 Estimates	Purpose
950	1EB 5EB	Metropolitan-Washington Regional Medical Program	FY 1972 73,617 FY 1973 109,635	Metro-Washington Regional Medical Program	99,455	109,635	109,635	To provide coordination of activities of the Department of Human Resources and other health agencies in the D.C. area in collaboration with the Regional Medical program.
		1. Executive Direction and Support			12,340	14,786	14,786	
		Comm. Health Services			87,115	94,849	...	
		Comm. Health & Hospitals			...	...	94,849	
		2. Personal Services			99,255	103,137	103,137	
		Supplies & Equipment			200	1,000	1,000	
		Travel			...	600	600	
		Other Objects			...	4,898	4,898	
950	5ED	Alcohol Coordination and Technical Development	FY 1972 83,518	U.S. Dept. of Trans.	58,803	...	...	Grant picked-up by Division of Motor Vehicles in 1973.
		1. Comm. Health Services			58,803			
		2. Personal Services			53,687			
		Supplies & Equipment			3,785			
		Contractual Services			45			
		Travel			1,286			

REIMBURSEMENTS

DISTRICT OF COLUMBIA GOVERNMENT	SCHEDULE C
AGENCY: Department of Human Resources	Continuation Sheet Page 2 Of 13

FEDERAL GRANT ASSISTANCE

Symbol	Budget Structure Code	Grant Title / Agency Allocation / Object Class Allocation	Initial Award	Source	Obligations FY 19 72 Actual	Obligations FY 19 73 Estimates	Obligations FY 19 74 Estimates	Purpose
950	1GT 5GT	Metropolitan-Washington Medical Cancer Register	FY 1972 28,584	Metro-Washington Regional Medical Program	45,887	...	...	Grant terminated 6/30/72.
		1. Executive Direction and Support			30,874			
		Community Health Serv.			15,013			
		2. Personal Services			39,518			
		Supplies & Equipment			1,526			
		Contractual Services			3,986			
		Travel			857			
950	1EC 5EC	Emergency Medical Serv.	FY 1972 106,976	Trans.	85,792	...	...	To establish an emergency medical care system that provides coordinated response, communication, transportation of the injured, and hospital emergency services to improve the post-crash survivability for persons involved in highway accidents.
		1. Executive Direction and Support			5,984			
		Hospitals and Medical Care			79,808			
		2. Personal Services			54,617			
		Supplies & Equipment			25,808			
		Contractual Services			681			
		Travel			1,033			
		Other Objects			3,653			

DISTRICT OF COLUMBIA GOVERNMENT — SCHEDULE C

AGENCY: Department of Human Resources — Continuation Sheet Page 3 Of 13

FEDERAL GRANT ASSISTANCE

Symbol	Budget Structure Code	Grant Title / Agency Allocation / Object Class Allocation	Initial Award	Source	Obligations FY 19 72 Actual	Obligations FY 19 73 Estimates	Obligations FY 19 74 Estimates	Purpose
950	1FW 5FW	Health Clinic-Federal City College	FY 1972 64,500	Federal City College	47,154	60,000	146,147	To provide staff and services to assist with medical problems of Federal City College students and employees.
			FY 1973 60,000					
		1. Executive Direction & Support					10,826	
		Comm. Health Services			47,154	60,000	...	
		Comm. Health & Hospitals			...	...	135,321	
		2. Personal Services			46,867	60,000	140,847	
		Supplies & Materials			83	...	4,200	
		Travel						
		Contractual Services			204	...	1,100	
950	1FX 5FX	Health Clinic-Washington Technical Institute	FY 1972 116,224	Washington Technical Institute	100,231	116,224	119,178	To provide staff and service for operating a medical facility for students and employees of the institute.
			FY 1973 116,224					
		1. Executive Direction and Support			20,833	20,833	6,000	
		Comm. Health Services			79,398	95,391	...	
		Comm. Health & Hospitals			...	...	113,178	
		2. Personal Services			99,669	111,424	111,978	
		Supplies & Equipment			6	3,800	6,000	
		Travel			353	500	1,200	
		Other Objects			203	...	...	
		Contractual Services			..	500	...	

REIMBURSEMENTS

DISTRICT OF COLUMBIA GOVERNMENT	SCHEDULE C
AGENCY: Department of Human Resources	Continuation Sheet Page 4 Of 5

FEDERAL GRANT ASSISTANCE

Symbol	Budget Structure Code	Grant Title / Agency Allocation / Object Class Allocation	Initial Award	Source	Obligations FY 19 72 Actual	Obligations FY 19 73 Estimates	Obligations FY 19 74 Estimates	Purpose
950	5FN	Title I, School Health Aides	FY 1972 64,000 FY 1973 64,000	D.C. Public School System	59,820	64,000	162,876	To provde services for 10 school health aides to be employed in the Title I Schools.
		1. Comm. Health Services			59,820	64,000	...	
		Comm. Health & Hospitals			...	...	162,876	
		2. Personal Services			59,820	63,100	161,976	
		Supplies & Materials			...	900	900	
950	5FV	Health Clinic, Social Rehabilitation Admin.	FY 1972 29,383 FY 1973 29,383	Social Rehabilitation Admin.	23,681	29,383	29,383	To provide staff and services to assist with medical problems of the staff of the Social Rehabilitation Administration.
		1. Comm. Health Services			23,681	29,383	...	
		Comm. Health & Hospitals			...	...	29,383	
		2. Personal Services			23,245	27,783	27,783	
		Supplies & Equipment			100	1,000	1,000	
		Contractual Services			...	100	100	
		Travel			332	500	500	
		Other Objects			4	...	...	

DISTRICT OF COLUMBIA GOVERNMENT	SCHEDULE C
AGENCY: Department of Human Resources	Continuation Sheet Page 5 Of 13

FEDERAL GRANT ASSISTANCE

Symbol	Budget Structure Code	Grant Title / Agency Allocation / Object Class Allocation	Initial Award	Source	Obligations FY 1972 Actual	Obligations FY 1973 Estimates	Obligations FY 1974 Estimates	Purpose
950	IEE 5EE	Work Incentive Program	FY 1972 135,095 FY 1973 152,931	D.C. Manpower Adm.	115,675	152,931	152,931	To provide health and medical services to public assistance recipients (enrollees) referred to and participating in the WIN Program operated by the DC. Manpower Administration.
		1. Executive Direction and Support			5,000	5,000	5,000	
		Comm. Health Services			110,675	147,931	...	
		Comm. Health & Hospitals			...	...	147,931	
		2. Personal Services			110,524	135,931	135,931	
		Supplies & Equipment			3,742	16,000	16,000	
		Contractual Services			364	...	...	
		Travel			1,045	1,000	1,000	
950	5QM	Medical Evaluation-Driver Licensing Program	FY 1972 27,052 FY 1973 29,332	Dept. of Motor Vehicles	28,548	29,332	30,125	To ensure medical standards, for drivers, established in accordance with national highway safety standards.
		1. Comm. Health Services			28,548	29,332	...	
		Comm. Health & Hospitals			...	...	30,125	
		2. Personal Services			28,548	29,332	30,125	

DISTRICT OF COLUMBIA GOVERNMENT | SCHEDULE C

AGENCY: Department of Human Resources

FEDERAL GRANT ASSISTANCE

Symbol	Budget Structure Code	Grant Title / Agency Allocation / Object Class Allocation	Initial Award	Source	Obligations FY 1972 Actual	Obligations FY 1973 Estimates	Obligations FY 1974 Estimates	Purpose
950	5GE	Health Clinic-Department of Corrections	FY 1972 18,500	Dept. of Corrections	10,149	18,500	34,972	To provide pre-employment examination and other medical services for the correctional officers and other employees of the Dept. of Corrections.
			FY 1973 18,500					
		1. Comm. Health Services			10,149	18,500	...	
		Comm. Health & Hospitals			...	...	34,972	
		2. Personal Services			7,669	15,160	31,255	
		Supplies & Equipment			2,282	3,000	2,700	
		Travel			198	...	500	
		Contractual Services			...	340	517	
950	5GF	Cardio-Vascular Disease Screening Program	FY 1972 25,000	Washington Heart Assoc.	6,683	25,000	25,000	To support the laboratory phase of the disease detection program.
			FY 1973 25,000					
		1. Comm. Health Services			6,683	25,000	...	
		Comm. Health & Hospitals			...	...	25,000	
		2. Personal Services			3,393	8,407	8,407	
		Supplies & Equipment			3,279	16,593	16,593	
		Travel			11	...	...	

DISTRICT OF COLUMBIA GOVERNMENT

SCHEDULE C

AGENCY: Department of Human Resources

FEDERAL GRANT ASSISTANCE

Symbol	Budget Structure Code	Grant Title / Agency Allocation / Object Class Allocation	Initial Award	Source	Obligations FY 1972 Actual	Obligations FY 1973 Estimates	Obligations FY 1974 Estimates	Purpose
950	5GG	Civil Defense Health Mobilization	FY 1972 21,048	Federal Civil Defense Funds	14,084	44,716	33,304	To support personnel and administrative expenses in the Health Mobilization Division.
		1. Comm. Health Services	FY 1973		14,084	44,716	...	
		Comm. Health & Hospitals	44,716		...	...	33,304	
		2. Personal Services			13,979	41,596	31,119	
		Travel			105	3,120	2,185	
950	5GQ	Crippled Children Medicaid Reimbursements	FY 1973 71,945	HEW Title XIX	...	71,945	71,945	To provide staff to inform applicants and recipients of medical assistance of the specific services available to them from The Crippled Children's Division, MIC, and C & Y Projects.
		1. Comm. Health Services			...	71,945	...	
		Comm. Health & Hospitals			...	...	71,945	
		2. Personal Services			...	50,000	50,000	
		Contractual Services			...	21,945	21,945	

REIMBURSEMENTS

DISTRICT OF COLUMBIA GOVERNMENT	SCHEDULE C
AGENCY: Department of Human Resources	Continuation Sheet Page 8 of 13

FEDERAL GRANT ASSISTANCE

Symbol	Budget Structure Code	Grant Title / Agency Allocation / Object Class Allocation	Initial Award	Source	Obligations FY 1972 Actual	Obligations FY 1973 Estimates	Obligations FY 1974 Estimates	Purpose
950	IHA 5HA	Sickle-Cell Anemia Disease	FY 1973 156,848	HEW	...	156,848	...	To provide staff and services for a Sickle Cell Disease Education and Screening Program for the District of Columbia.
		1. Executive Direction and Support			...	23,441	...	
		Comm. Health Services			...	133,407	...	
		2. Personal Services			...	125,360	...	
		Supplies & Equipment			...	22,500	...	
		Contractual Services			...	3,877	...	
		Travel			...	2,111	...	
		Other Objects			...	3,000	...	
950	5GY	Head Start	FY 1972 15,546 FY 1973 15,546	D.C. Public School System	10,763	15,546	15,546	To provide health services to children enrolled in the Head Start Program.
		1. Comm. Health Services			10,763	15,546	...	
		Comm. Health & Hospitals			...	...	15,546	
		2. Personal Services			10,764	11,046	11,046	
		Supplies & Equipment			(-1)	4,500	4,500	

DISTRICT OF COLUMBIA GOVERNMENT	SCHEDULE C
AGENCY: Department of Human Resources	Continuation Sheet Page 9 Of 13

FEDERAL GRANT ASSISTANCE

Symbol	Budget Structure Code	Grant Title / Agency Allocation / Object Class Allocation	Initial Award	Source	Obligations FY 1972 Actual	Obligations FY 1973 Estimates	Obligations FY 1974 Estimates	Purpose
950	1EM 5EM	Lead Poisoning Prevention Project	FY 1972 204,154	Model Cities	210,536	...	...	Grant Terminated 6/30/72.
		1. Executive Direction and Support			10,578	...	...	
		Comm. Health Services			199,958	...	...	
		2. Personal Services			136,246	...	...	
		Supplies & Equipment			62,524	...	...	
		Contractual Services			3,249	...	...	
		Travel			1,017	...	...	
		Other Objects			7,500	...	...	
950	5FF	Medical Records Technician Program	FY 1972 10,000 FY 1973 5,042	D.C. Public Schools	4,958	5,042	...	To provide instructional services for forty(40) Medical Records Technicians.
		1. Hospitals and Medical and Care			4,958	5,042	...	
		2. Personal Services			4,958	4,791	...	
		Travel			...	251	...	

DISTRICT OF COLUMBIA GOVERNMENT	SCHEDULE C
AGENCY: Department of Human Resources	Continuation Sheet Page 10 Of 13

FEDERAL GRANT ASSISTANCE

Symbol	Budget Structure Code	Grant Title / Agency Allocation / Object Class Allocation	Initial Award	Source	Obligations FY 19 72 Actual	FY 19 73 Estimates	FY 19 74 Estimates	Purpose
950	5FG	Orthotics and Prosthetics Assistants	FY 1972 19,229 FY 1973 5,018	Reimb. from D.C. Public Schools	14,210	5,018	...	To train fifteen Orthotics and Prosthetics Assistants.
		1. Hospitals & Medical Care			14,210	5,018	...	
		2. Personal Services Supplies & Equipment Contractual Services			12,710 1,500 ...	1,018 ... 4,000	... ...	
950	6EX 1EX	NTA Criminal Justice System	FY 1972 718,218 FY 1973 858,900	Dept. of Corrections	787,613	858,900	837,400	Program designed to reach men and women committed to the Department of Corrections as inmates who are addicted or have been repeatedly addicted to heroin.
		1. Narcotics Treatment Executive Direction and Support			787,613	858,900 ...	821,811 15,589	
		2. Personal Services Supplies & Equipment Contractual Services Travel Other Objects			754,493 14,836 9,225 4,829 4,230	551,407 14,160 220,608 9,950 62,775	528,757 14,360 220,608 9,950 63,725	

DISTRICT OF COLUMBIA GOVERNMENT	SCHEDULE C
AGENCY: Department of Human Resources	Continuation Sheet Page 11 Of 13

FEDERAL GRANT ASSISTANCE

Symbol	Budget Structure Code	Grant Title / Agency Allocation / Object Class Allocation	Initial Award	Source	Obligations FY 19 72 Actual	Obligations FY 19 73 Estimates	Obligations FY 19 74 Estimates	Purpose
950	4FK	D.C. Veterans' Home	FY 1972 250,000	Veterans' Admin.	95,878	250,000	250,000	To provide a comprehensive program for the prevention and treatment of alcholism in D.C., adopted pursuant to the D.C. Alcoholic Rehabilitation Act of 1967; to provide treatment and care (funds, programs and facilities) for veterans in need of domiciliary services and who are eligible for Federal assistance.
		1. Mental Health	FY 1973 250,000		95,878	250,000	250,000	
		2. Personal Services			64,177	192,000	192,000	
		Supplies & Equipment			2,888	51,000	51,000	
		Contractual Services			27,904	5,000	5,000	
		Travel			909	2,000	2,000	
950	1EJ	Maintenance of Basiliko Properties	FY 1972 54,886	Admin. Services	49,284	59,305	59,092	To provide for janitorial services at 4134 Hunt Place, N.E. , 619 N St. and 702 15th St. N.W.
		1. Executive Direction and Support	FY 1973 59,305		49,284	59,305	59,092	
		2. Personal Services			49,284	59,305	59,092	

REIMBURSEMENTS

DISTRICT OF COLUMBIA GOVERNMENT	SCHEDULE C
AGENCY: Department of Human Resources	Continuation Sheet Page 12 Of 13

FEDERAL GRANT ASSISTANCE

Symbol	Budget Structure Code	Grant Title / Agency Allocation / Object Class Allocation	Initial Award	Source	Obligations FY 19 72 Actual	Obligations FY 19 73 Estimates	Obligations FY 19 74 Estimates	Purpose
950	IER	Child Development	FY 1972 117,714 FY 1973 180,600	Social Services-HEW	89,609	180,600	171,745	To guarantee that a program is established that will set standards and the procedures for inspecting and licensing all child care facilities; establish guidelines for their operations and provide training and technical assistance operators and their staffs.
		1. Executive Direction and Support			89,609	180,600	171,745	
		2. Personal Services			85,244	170,245	165,485	
		Supplies & Equipment			1,223	4,577	2,900	
		Contractual Services			2,500	500	400	
		Travel			642	3,678	2,160	
		Other Objects			...	1,600	800	
950	1GS	DHR/RLA Agreement	FY 1973 133,897	RLA	...	133,897	133,897	To provide immediate services to those facilities and individuals now in the Redevelopment Land Agency's workload, and in this process to identify problems including policies, regulations and procedures which impede the efficient delivery of RLA/DHR Services.
		1. Executive Direction and Support			...	133,897	133,897	
		2. Personal Services			...	133,897	133,897	

DISTRICT OF COLUMBIA GOVERNMENT	SCHEDULE C
AGENCY: Department of Human Resources	Continuation Sheet Page 13 Of 13

FEDERAL GRANT ASSISTANCE

Symbol	Budget Structure Code	Grant Title / Agency Allocation / Object Class Allocation	Initial Award	Source	Obligations FY 1972 Actual	Obligations FY 1973 Estimates	Obligations FY 1974 Estimates	Purpose
951	3CE	Emergency Children's Shelter	FY 1973 368,452	HEW	...	368,452	...	To provide emergency shelter for children who must be removed from their homes and to provide for Junior Village children during the phase out.
		1. Social Services			...	368,452	...	
		2. Personal Services			...	272,791	...	
		Supplies & Equipment				31,301	...	
		Contractual Services				33,860	...	
		Other Objects			...	30,500	...	
		Agency Total			1,958,813	2,755,274	2,383,176	

95-872 O - 73 - pt. 2 -- 49

DISTRICT OF COLUMBIA GOVERNMENT — SCHEDULE C

AGENCY: Department of Human Resources

Continuation Sheet Page 1 Of 8

FEDERAL GRANT ASSISTANCE

Symbol	Budget Structure Code	Grant Title / Agency Allocation / Object Class Allocation	Initial Award	Source	Obligations FY 19 72 Actual	Obligations FY 1973 Estimates	Obligations FY 19 74 Estimates	Purpose
950	5FP	Carolyn Voigt Legacy	FY 1972 9,000 FY 1973 9,000	Private Grant Carolyn Voigt Legacy	4,446	9,000	9,000	To provide funds to be used for the needs of crippled children.
		1. Comm. Health Services			4,446	9,000	...	
		Comm. Health & Hospitals			...	...	9,000	
		2. Supplies & Equipment			4,423	4,650	4,650	
		Contractual Services			...	3,850	3,850	
		Travel			...	500	500	
		Other Objects			23	...	...	
950	5FQ	20th Century Club	FY 1972 732 FY 1973 97	Private Donation	664	97	97	To provide funds to be used for occupational therapy of crippled and handicapped children.
		1. Comm. Health Services			664	97	...	
		Comm. Health & Hospitals			...	...	97	
		2. Supplies & Equipment			649	97	97	
		Other Objects			15	...	...	
950	5FS	Chevy Chase Woman's Club Garfield Terrace	FY 1972 50 FY 1973 50	Private Grant Women's Club of Chevy Chase	...	50	50	To provide funds used to purchase occupational and physical therapy supplies and materials for adult geriatric clinics.
		1. Comm. Health Services			...	50	...	
		Comm. Health & Hospitals			...	...	50	
		2. Supplies & Equipment			...	50	50	

DISTRICT OF COLUMBIA GOVERNMENT

SCHEDULE C

AGENCY: Department of Human Resources

FEDERAL GRANT ASSISTANCE

Symbol	Budget Structure Code	Grant Title / Agency Allocation / Object Class Allocation	Initial Award	Source	Obligations FY 19 72 Actual	Obligations FY 19 73 Estimates	Obligations FY 19 74 Estimates	Purpose
950	1EV	Data Processing Special Fund	FY 1972 30,844 FY 1973 60,504	Various Dept's	1,184	60,504	77,724	To participate in the D.C ADP Sharing exchange.
		1. Executive Direction and Support			1,184	60,504	77,724	
		2. Personal Services			1,184	60,504	50,574	
		Supplies & Equipment			...	...	4,350	
		Contractual Services			...	...	3,000	
		Travel			...	...	1,800	
		Other Objects			...	...	18,000	
950	1FM	Acquisition of Spectro-photo Fluometer for Drug Analysis	FY 1973 4,940	Office of Criminal Justice	...	4,940	...	To aid in the detection of drug related deaths during autopsies performed in Coroner's office.
		1. Chief Medical Examiner			...	4,940	...	
		2. Supplies & Equipment			...	4,940	...	

DISTRICT OF COLUMBIA GOVERNMENT — SCHEDULE C

AGENCY: Department of Human Resources

FEDERAL GRANT ASSISTANCE

Symbol	Budget Structure Code	Grant Title / Agency Allocation / Object Class Allocation	Initial Award	Source	Obligations FY 1972 Actual	Obligations FY 1973 Estimates	Obligations FY 1974 Estimates	Purpose
950	5FD	Social Services, DCGH	FY 1972 5,312 FY 1973 4,846	Imprest Fund	466	4,846	4,846	For the purchase of bus tokens, small food items, taxicab fares and sundry expenses for patients at D.C. General Hospital.
		1. Hospitals & Med. Care Comm. Health & Hospitals			466 ...	4,846 ...	... 4,846	
		2. Personal Services Supplies & Equipment			... 466	... 4,846	... 4,846	
950	5FE	Occupational Therapy, DCGH	FY 1972 679 FY 1973 151	Imprest Fund	527	151	151	For the purchases of occupational therapy supplies for operation of a motion picture machine and small payments to patients for sundry activities at D.C. General Hospital.
		1. Hospitals & Med. Care Com. Health & Hospitals			527 ...	151 ...	... 151	
		2. Personal Services Supplies & Equipment			... 527	... 151	... 151	
950	4FH	Alcoholic Rehabilitation	FY 1972 42,578 FY 1973 60,000	Alcoholic License Fees	42,578	60,000	60,000	To establish a program for the rehabilitation of alcoholics and provide for medical and scientific treatment of persons found to be alcoholic by the Courts.
		1. Mental Health			42,578	60,000	60,000	
		2. Personal Services			42,578	60,000	60,000	

DISTRICT OF COLUMBIA GOVERNMENT — SCHEDULE C

AGENCY: Department of Human Resources

FEDERAL GRANT ASSISTANCE

Symbol	Budget Structure Code	Grant Title / Agency Allocation / Object Class Allocation	Initial Award	Source	Obligations FY 1972 Actual	Obligations FY 1973 Estimates	Obligations FY 1974 Estimates	Purpose
950	5FB	Vehicle ID Stickers, D.C. General Hospital	FY 1972 1,177 FY 1973 1,065	Donations from Employees at DCGH	112	1,065	1,065	To furnish vehicle identification stickers for parking at D.C. General Hospital by hospital employees.
		1. Hospitals & Med. Care Comm. Health & Hospitals			112 ...	1,065 ...	... 1,065	
		2. Personal Services			...	...	...	
		Contractual Services			23	1,049	1,049	
		Supplies & Equipment			84	16	16	
		Other Objects			...	...	...	
950	5FC	Misc. Donation-DCGH	FY 1972 1,357 FY 1973 1,357	Private Funds	...	1,357	1,357	Private donations used for the benefit of patients at D.C. General Hospital.
		1. Hospitals & Med. Care Comm. Health & Hospitals			... ...	1,357 ...	... 1,357	
		2. Personal Services			...	...	...	
		Supplies & Equipment			...	645	645	
		Contractual Services			...	...	...	
		Travel			...	449	449	
		Other Objects			...	263	263	

DISTRICT OF COLUMBIA GOVERNMENT — SCHEDULE C

AGENCY: Department of Human Resources — Continuation Sheet Page 5 Of 8

FEDERAL GRANT ASSISTANCE

Symbol	Budget Structure Code	Grant Title / Agency Allocation / Object Class Allocation	Initial Award	Source	Obligations FY 19 72 Actual	Obligations FY 19 73 Estimates	Obligations FY 19 74 Estimates	Purpose
950	5GB	Home Cars Services	FY 1972 1,881 FY 1973 1,161	Misc. Donation	870	1,161	1,161	Funds used for the purpose of purchasing gifts during the Yule Tide Season for patients in the Home Care Program.
		1. Comm. Health Services			870	1,161	...	
		Comm. Health & Hospitals			...	...	1,161	
		2. Supplies & Equipment			150	...	...	
		Other Objects			720	1,161	1,161	
950	5GC	X-mas Donations, Health and Welfare Council for Crippled Children	FY 1972 1,045 FY 1973 565	Health and Welfare Council	479	565	565	Funds used for the X-mas activities at the Handicapped and Crippled Children's Clinic.
		1. Comm. Health Services			479	565	...	
		Comm. Health & Hospitals			...	...	565	
		2. Supplies & Equipment			479	565	565	
950	5FA	Kober Legacy-DCGH	FY 1972 330 FY 1973 230	Private Kober Legacy Fund	100	230	230	Private grant to be used at the Capital City School of Nursing at D.C General Hospital.
		1. Hospitals & Med. Care			100	230	...	
		Comm. Health & Hospitals			...	...	230	
		2. Personal Services			...	...	...	
		Supplies & Equipment			100	180	180	
		Contractual Services			...	50	50	
		Other Objects			...	...	...	

DISTRICT OF COLUMBIA GOVERNMENT	SCHEDULE C
AGENCY: Department of Human Resources	Continuation Sheet Page 6 Of 8

FEDERAL GRANT ASSISTANCE

Symbol	Budget Structure Code	Grant Title / Agency Allocation / Object Class Allocation	Initial Award	Source	Obligations FY 1972 Actual	Obligations FY 1973 Estimates	Obligations FY 1974 Estimates	Purpose
950	5FT	Handicapped Children's Unit D.C. General Hospital	FY 1972 751	D.C.General Hospital	8	743	743	Provide funds to purchase and maintain diagnostic equipment and appliances at the Handicapped Children's Unit at D.C. General Hospital.
			FY 1973 743					
		1. Comm. Health Services			8	743	...	
		Comm. Health & Hospitals			...	...	743	
		2. Supplies & Equipment			8	743	743	
950	5FU	Misc. Donations, Geriatric Clinic	FY 1972 70	Misc. Donation	...	70	70	Funds used for the benefit of patients in the Geriatric Clinics.
		1. Comm. Health Services	FY 1973 70		...	70	...	
		Comm. Health & Hospitals			...	...	70	
		2. Supplies & Equipment			...	70	70	
950	5FY	Area C/D Comm. Health Centers. Misc. Donations & Vending Machine Comm.	FY 1972 1,600	Misc. Donation & Vending Machines	545	1,054	1,054	Imprest fund to be used for purchases of personal items for patients.
			FY 1973 1,054					
		1. Comm. Health Services			545	1,054	...	
		Comm. Health & Hospitals			...	...	1,054	
		2. Supplies & Equipment			545	1,054	1,054	
950	5FZ	Utilization of Nursing Service Facilities	FY 1972 431	Univ. of North Carolina	333	97	97	Funds used for training or education of nurses in areas which would increase and broaden the scope of understanding therapy having an effect on the administration process.
		1. Comm. Health Serv.	FY 1973 97		333	97	...	
		Comm. Health & Hospitals			...	...	97	
		2. Travel			333	97	97	

DISTRICT OF COLUMBIA GOVERNMENT	SCHEDULE C
AGENCY: Department of Human Resources	Continuation Sheet Page 7 Of 8

FEDERAL GRANT ASSISTANCE

Symbol	Budget Structure Code	Grant Title / Agency Allocation / Object Class Allocation	Initial Award	Source	Obligations FY 19 72 Actual	Obligations FY 19 73 Estimates	Obligations FY 19 74 Estimates	Purpose
950	4HD	Area C-Social Services-CMHC	FY 1972 50	Misc. Donation	50	80	80	To purchase personal items for patients not provided by Center as shoes, cosmetics, etc.
		1. Mental Health	FY 1973 80		50	80	80	
		2. Supplies & Equipment			50	80	80	
950	4FL	Half-way House for Alcoholics	FY 1972 500	Standard Oil Co.	246	...	...	To aid in the establishment of a Half-way Home for alcoholics.
		1. Mental Health			246	...	...	
		2. Supplies & Equipment			246	...	...	
950	4FJ	Area C-CMHC Misc. Donations	FY 1972 1,583	Misc. Donation & Vending Machines	175	1,583	1,583	Private funds used for benefit of patients at D.C. General Hospital for sundry purchases of supplies such as shoes, cosmetics, clothing, candy, ice cream, soft drinks, cake, etc.
		1. Mental Health	FY 1973 1,583		175	1,583	1,583	
		2. Supplies			175	1,583	1,583	
950		Shaw Comm. Health Project	FY 1972 82,670	Nat'l Medical Assoc. Foundation	26,293	...	...	To demonstrate new approaches to meeting the health needs of inner city neighborhoods and ensure community health needs of the indigent and medically indigent residents of the District of Columbia.
		1. Comm. Health Services			26,293	...	...	
		2. Personal Services			26,293	...	...	

DISTRICT OF COLUMBIA GOVERNMENT

SCHEDULE C

AGENCY: Department of Human Resources

Continuation Sheet Page 3 Of 8

FEDERAL GRANT ASSISTANCE

Symbol	Budget Structure Code	Grant Title / Agency Allocation / Object Class Allocation	Initial Award	Source	Obligations FY 19 72 Actual	Obligations FY 19 73 Estimates	Obligations FY 19 74 Estimates	Purpose
924	1NA	Student Loan	FY 1972 99,392	HEW	47,817	151,865	99,392	To assist students in obtaining loans for their scholastic studies as either a graduate or undergraduate student.
		1. Executive Direction and Support	FY 1973 151,865		47,817	151,865	99,392	
		2. Personal Services			44,637	103,645	74,869	
		Supplies & Equipment			681	6,788	3,300	
		Contractual Services			...	13,200	6,400	
		Travel			1,089	2,011	1,373	
		Other Objects			1,410	26,221	13,450	
950	5GD	Purchase of Eye Glasses for children	FY 1972 39	Private Donation	11	27	27	To purchase eye glasses for needy children.
		1. Comm. Health Services	FY 1973		11	27	...	
		Comm. Health & Hospitals	27		...	...	27	
		2. Supplies & Equipment			11	27	27	
		Agency Total			126,904	299,485	259,292	

Mr. NATCHER. We have Mr. Joseph P. Yeldell, Director of the Department of Human Resources, before the committee, Mr. Yeldell, before you start, tell us who you have with you.

Mr. YELDELL. Thank you, Mr. Chairman. I have my deputy director Joseph Douglas.

Mr. NATCHER. We are pleased to have you gentlemen before the committee at this time.

COMMENDATION FOR HUMAN RESOURCES DIRECTOR

As you heard me say on the opening day, Mr. Yeldell, and I think I should say it again as a matter of record at this time, and as one member of the committee I think you are doing a good job.

Mr. YELDELL. Thank you, Mr. Chairman.

Mr. NATCHER. I would not say it, Mr. Yeldell, unless I believed it. I know you have had a lot of pressures on one or two matters, and I have followed them in the paper. I think you have been right in the position you have taken in a number of instances, and especially on one in particular that we probably will touch upon before we finish the hearings on your budget. I think you are doing a good job. You have probably one of the most difficult assignments in the city government. I don't think there is any question about that. I don't know who you can lean on when you are unhappy, you just have to lean on yourself, Mr. Yeldell.

Mr. YELDELL. That is what my wife asks me.

Mr. NATCHER. I know what you mean. You have a difficult assignment.

TOTAL POPULATION AND WELFARE ROLLS

Before you give us your general statement, Mr. Yeldell, we have an estimated population of 748,000 in the city of Washington. Counting all people on welfare, and not in just one program, what is the total?

Mr. YELDELL. 118,000 people.

Mr. NATCHER. That figure is estimated to go to what level during the fiscal year 1974?

Mr. YELDELL. Mr. Chairman, the reaction I have to give is a little different than an absolute answer, because a portion of the number that will be on welfare will be picked up directly by the Federal Government. The actual number that is projected is an additional 2,000 persons, which will make a total of about 120,000 receiving benefits, whether from us or the Federal Government.

Mr. NATCHER. Mr. Yeldell, we will be pleased to hear from you.

GENERAL STATEMENT OF DIRECTOR YELDELL

Mr. YELDELL. Thank you, Mr. Chairman. 17 percent of the individuals and 12.7 percent of the families living in the Nation's Capital have incomes under the poverty level, according to the 1970 census. One in six District residents are receiving public assistance, a total of over 118,000 individuals. Washington has an uncommonly high number of broken families, its proportion of children under 18 not living with both praents—40.7 percent—is far greater than any State and is exceeded by only two other big cities—Augusta, Ga., and Newark, N.J.

ROLE OF DEPARTMENT

The Department of Human Resources (DHR) is charged with the provision of over 200 vital human services to the poor and near poor residents of this city who shape the statistics cited above. Our goal is to "systematize" the delivery of integrated and comprehensive services. "Systematize" is an impersonal word—however, the end result of this bureaucratic process will have an immediate impact on the lives of thousands of District residents.

In the District of Columbia, previously independent agencies providing human services have been consolidated in DHR. Systematized human services means that we will move from this consolidation to build a program that will service our clients at service centers located in the community. We envision that a service program will be developed for each individual to include all those services which we provide that are applicable to that client's individual needs. Achievement of our ultimate goal will require some revamping of the manner in which services are currently provided. Specifically, personnel at all levels of DHR will be required to deal with the client from the perspective of his total needs rather than viewing his problems in a categorical and fragmented fashion.

In fiscal year 1974 increased attention will be paid to those experimental efforts now ongoing to develop unified intake, referral, tracking, and followup systems. These efforts, combined with the development of staff as human resources generalists, are the keys to the realization of an *operational* human resource network.

WELFARE REFORM PROGRAM

Departmental action in fiscal year 1974 calls for the continuation of the District of Columbia welfare reform program. Over the last year we have worked to revamp the public welfare program through the introduction of a number of changes; among them, the implementation of a flat grant system of payment; the training and hiring of employable recipients through the development of the SITE program and other training and job resources; the creation of the Payments Assistance Administration geared to integrate administrative functions for public assistance, medicaid, and food stamps; and the establishment of capability to insure that all persons receiving public assistance are eligible for aid by regular eligibility reviews and improved quality control and investigative efforts.

SIZE OF WELFARE ROLLS

Through these efforts, we hope to realize a reduction in the size of the welfare rolls and thus a dollar savings to the District government. Already, statistics for January and February 1973 have indicated an absolute decline in the public assistance caseload.

I might say further that March showed a slight increase of 247 cases. However, in April we see the further decline occurring of another 312 cases.

Mr. BURLISON. Mr. Yeldell, how does that fit in with your introductory remarks that fiscal year 1974 is expected to add 2,000 to the welfare rolls?

Mr. YELDELL. We think over the period of a year that as the factors of plus and minus take effect there will be an absolute increase of about 2,000 persons over the entire year.

Mr. BURLISON. In other words, you think the drop in the months you are giving us is a seasonable drop which you cannot project over an extended period of time?

Mr. YELDELL. That is correct.

We do not project at this point the trend is sufficiently significant to say that the decline will continue down through 1974.

Mr. BURLISON. Thank you, Mr. Chairman.

Mr. NATCHER. Go right ahead, Mr. Yeldell.

SOCIAL SERVICE DELIVERY SYSTEM

Mr. YELDELL. To complement the welfare reform effort, we have formulated a goal-oriented approach to the delivery of social services which has as its major emphasis the provision of those social services needed by the welfare recipient to break the cycle of poverty. Individual goals are to be established geared to a client's own capabilities. Early intervention, and to the maximum extent possible, the prevention of social and economic disintegration will become the focus for action. This new social service delivery system will be made operational in fiscal year 1974.

COOPERATIVE EFFORTS

In addition, it is my intent, over the next year, to increase cooperative efforts with other District agencies and concerned private social service groups in the community to work toward the development of an overall program of attack on the degrading life style and conditions of poverty faced by far too many persons in our city. Such a comprehensive approach is vitally necessary if the expenditure of limited dollars is to be meaningful.

ATTENTION TO PROBLEMS OF CHILDREN AND YOUTH

Increased attention will be paid to the problems of children and youth. Over the next year we plan to:

1. Expand alternatives to institutionalization of juvenile delinquent youth by establishing 3 additional group homes to house 45 youth in the community; begin a diagnostic orientation system for those entering our institutions to establish more appropriate treatment plans; and implement a progressive plan (as an alternative to the use of the receiving home) which provides for levels of detention according to the needs of the child and initiates, for the first time, a program of home and community based detention.

2. Establish four additional community worker teams to counsel children in need of special help. These additional delinquency prevention teams will be located in sections of the city with high delinquency rates.

3. Shift savings from the closing of Junior Village, about a $1½ million savings, to the foster care program, equalize rates paid to varying categories of foster care, and develop a comprehensive child

placement plan to service those dependent children coming under the care of DHR.

4. Continue quality day care programs to provide 9,000 (approximate) places for the children of AFDC and working mothers.

5. Coordinate efforts with the District of Columbia public schools to improve special education programs.

6. Strengthen coordination with local hospitals and other agencies to deal with the problem of abused and battered children.

7. Pay additional benefits to over 70,000 children currently receiving public assistance in the District of Columbia through the increase in public assistance standard from 80 percent to 90 percent of February 1970, cost of living.

It is my feeling that these efforts, in concert with those of other city and private agencies, will result in improved services for the youth of this city.

DECENTRALIZATION

In the area of payments processing, we plan, over the next year, to move services closer to the people by further decentralization of operations. To minimize inconvenience to clients, we plan to eliminate the fragmentation that exists in the intake process by unifying intake at all points where clients enter the human resources system. By the increased use of data processing in eligibility determination, payments processing, and collections, we hope to achieve greater efficiency at reduced costs and at the same time provide better administrative control. We intend to further tighten administrative, investigative, and legal procedures so that abuses of the public assistance and medicaid programs are minimized.

HEALTH NEEDS

In the critical area of health needs, high priority will be placed in fiscal year 1974 on improvements at District of Columbia General Hospital and the District of Columbia Village through the addition of vitally needed staff. Under the medicaid program we will embark on an ambitious program of early screening, diagnosis, and treatment of children. A pilot program located in three neighborhood health centers has begun to screen all new persons under 21 coming onto the medicaid rolls. It is then planned to move back into the rolls to provide comprehensive screening for those who haven't had such testing.

MENTAL HEALTH PROGRAMS

The thrust of programing in mental health will be directed toward decentralized community-based units that will make available a broad range of services. Key to this program is the use of small multidisciplinary mental health teams deployed throughout the community. Priority will also be placed on the programs for the developmentally disabled at Forest Haven and services for alcoholism and related problems offered at the Rehabilitation Center for Alcoholics and at community centers.

CHANGING DRUG ABUSE SCENE

During fiscal year 1974 we anticipate a gradual evolution in the program of the NTA in response to the changing drug abuse scenes. More attention will be to reducing the counselor's caseloads and improving the level of rehabilitation services to heroin addicts in treatment. Greater attention will be devoted to following up on the clients who leave the program and outreach programs will be developed to assist the 12,000 former NTA clients who are now in the community but who are no longer receiving treatment. Finally the focus of the program will shift from an exclusive concern with heroin addiction to a concern with the polydrug abuse problems of the city. Because our city has established a position of national leadership in the management of the heroin problem we are now in a position to lead in the new directions of drug abuse treatment and prevention.

But even as we anticipate these new developments we must keep clearly in mind that heroin addiction remains a serious health problem in the city. We must not relax our antiheroin efforts prematurely if we are to prevent a disastrous reoccurrence of the epidemic. The recent experience of venereal disease and tuberculosis tretment, in which control efforts were precipitously reduced when the disease trends turned down only to be followed by a revival of the epidemic, must be kept constantly before us if we are to avoid a similar tragic situation developing with heroin addiction.

REDUCTION IN NARCOTICS TREATMENT PROGRAM

The fiscal year 1974 budget request for the Narcotics Treatment Admiinstration reflects these concerns. It shows a reduction of $1.3 million in total resources because of the reduced size of the heroin problem in the city. However the budget request supports treatment capacity and it anticipates a gradual evolution to greater concern with outreach and gradual shift of focus to the polydrug problem.

DEVELOPMENT OF 1974 BUDGET

A budget document must be a viable program statement for the operation of an agency and as such must be useful to the administrator, those who review it, and to the community. Over the past year, we have attempted to develop such a document, truly reflective of our priorities. We have undertaken, in the formulation of the request before you today, a plus or minus 10-percent base budget review. Our administrators were required to indicate spending priorities and justify additional requests through a process of interaction with all the other administrations comprising DHR. Lacking strong justifications, programs were cut and resources shifted.

The Department's budget request includes increases in spending of District of Columbia appropriated funds in the areas of public assistance, medicaid, and in contribution to St. Elizabeths Hospital.

An additional $3,015,900 has been requested to provide for an increase in public assistance benefits levels from 80 to 90 percent of February 1970, cost of living standard and $19,500 to provide for projected caseload costs—$2.5 million is requested to meet an (1) anticipated growth in the medicaid program from 147,000 persons in July

1973, to 164,000 at the end of fiscal year 1974. In addition, we have asked for $1 million increase in the District's contribution to the operation of St. Elizabeths Hospital, which will take patient care from $21.99 a day to $24.53 per day.

INCREASES FOR ALCOHOLICS AND FAMILY SERVICES

Finally, as a result of City Council action on the budget, $700,000 has been added for the Rehabilitation Center for Alcoholics. The sum of $384,700 has been included for social services and will fund the establishment of two emergency family shelters, foster parent training, and an expansion in the 24-hour protective services program.

REVENUE SHARING

The addition of revenue sharing resources will allow us to continue vitally needed programing as well as to provide for other urgent needs. The department's revenue sharing request will:

Provide 6,000 day care slots for the children of the poor and near-poor at a cost of $8,029,200;

Fund staff, at a cost of $220,000 for the SITE program (self-improvement through employment), an effort as part of the District of Columbia reform program to deliver innovative training opportunities to the employable welfare recipient;

Provide additional staff resources needed to meet accrediting standards at District of Columbia General Hospital, District of Columbia Village, and Forest Haven; and

Continue the operation of four narcotics treatment centers at a cost of $836,400.

This is not new money but a pickup of money that was previously allocated under title IV–A.

FISCAL YEAR 1974 CAPITAL BUDGET REQUEST

The capital improvement's budget request of $5,844,500 is a product of a priority setting process similar to that used to develop the fiscal year 1974 operating request.

We have requested in order of priority, construction funds for the building of a new medical examiner facility ($2,050,000): for the air-conditioning of District of Columbia General Hospital ($1,794,500); and the Children's Center School ($1,830,000).

In addition, this request calls for the renovation of food services facilities at Forest Haven, the city's institution for the retarded ($120,000), and a planning survey to explore the relocation of the Rehabilitation Center for Alcoholics, from Occoquan, Va., into the city ($75,000).

NEW MORGUE BUILDING

The new medical examiner facility is urgently needed to replace inadequate physical facilities currently hampering the effective operation of the Medical Examiner's Office. With a modern and appropriate facility, the Medical Examiner will be able to perform a more sophisticated and efficient service, as envisioned when the Office of the

District of Columbia Coroner was expanded in scope to become the Office of the Chief Medical Examiner. This project is top priority to the department.

AIR-CONDITIONING PROGRAM

Second, we place high priority on the air-conditioning of the remaining major medical patient care areas at D.C. General Hospital. These areas are in the pediatrics and children's building, the obstetrics building, and area C community mental health and health centers.

Crucial to the maintenance of an adequate educational program at the children's center is the air-conditioning of the school plant. Classes are conducted on a year-round basis; however, hot weather in the spring and summer severely hampers the learning program. We believe, in order to honor our commitment to rehabilitate delinquent youth in our institutions, an educational setting that is comfortable and will facilitate instruction must be provided.

FOREST HAVEN KITCHEN FACILITIES

At Forest Haven, the present kitchen facilities were constructed in 1938. Only one minor renovation has occurred since. We are requesting renovation to expand the capacity of the kitchen to serve the greater number of patients now in residence at Forest Haven and to update the obsolete equipment now in use.

ALCOHOLIC CENTER

Finally, we plan to undertake a comprehensive survey to explore the alternatives available to relocate the Rehabilitation Center for Alcoholics (RCA) in the District. This study will address alternate ways to care for the patients at RCA in existing or new facilities, provide an evaluation and cost-benefit analysis of those alternatives, and if so concluded, begin planning on those capital projects recommended.

All of these capital items are of high priority to the Department of Human Resources and are of critical importance to the development of improvements in the programs offered at each of these facilities.

I look forward to a discussion of the program plans and budget of the Department of Human Resources for fiscal year 1974 and would be pleased to answer any questions you might have at this time.

Mr. NATCHER. Thank you, Mr. Yeldell.

Mr. Burlison?

Mr. BURLISON. Thank you, Mr. Chairman.

NUMBER OF WELFARE RECIPIENTS GAINFULLY EMPLOYED

Mr. Yeldell, a large number of your residents are on public welfare. I believe you note one in six in the first page of your statement.

Mr. YELDELL. Yes.

Mr. BURLISON. How many of those have gainful employment? Are there any of those one of six that are employed?

Mr. YELDELL. Of these that are employed?

Mr. BURLISON. Yes.

Mr. YELDELL. I would think that within that figure we include what we call supplementation. That is a reduced grant to persons who are moving into work. There were about 1700 such persons.

Mr. BURLISON. About 1700 of the 118,000 do have——

Mr. YELDELL. I am sorry. That is cases. It would be about 7,000.

Mr. BURLISON. Of the 118,000?

Mr. YELDELL. Who are actually working and receiving some grant.

I might say also that the majority of these are children under the ages of 18, about 66,000, I believe.

GUIDELINES FOR INCOME SUPPLEMENT PROGRAM

Mr. BURLISON. Could you briefly enunciate what guidelines you have for determining eligibility to be on the welfare rolls while at the same time having other income?

Mr. YELDELL. Yes.

Mr. Burlison, this is one of the main thrusts of a new program to help people in the transitional phase between welfare and employment. In other words, if we take a person who is receiving welfare benefits and we move them through training and then into a job situation, they are allowed certain "disregards" while they are working and those "disregards" are subtracted from net earnings. Then we subtract the net earnings from what their grant was and provide supplementation.

That is a very effective way of having these people make the transition without undue hardship and, in effect, stay in employment instead of reverting back to welfare.

Mr. BURLISON. But this is intended only as a transitional step?

Mr. YELDELL. Yes, that is right.

PROGRAM FOR WORKING POOR

Mr. BURLISON. Then your Department or the D.C. Government has not gone as far as the President had proposed in his welfare reform for the entire country, which was, I think, encompassed in H.R. 1, 2 years or so ago, implementing a program for the working poor, I think it was characterized?

Mr. YELDELL. No, that is right.

Mr. BURLISON. That type of approach has not been implemented on a program pilot basis in the District of Columbia?

Mr. YELDELL. It has not; no.

INCOME SUPPLEMENT A TRANSITIONAL PROGRAM

Mr. BURLISON. Your program, where you do have several thousand who are receiving welfare while at the same time having gainful employment, is strictly a transitional type program?

Mr. YELDELL. That is right, it grew mainly out of the WIN program and we are following it through with our SITE program. We use it as an additional resource to help people make that adjustment.

95-872 O - 73 - pt. 2 -- 50

FLAT GRANT PAYMENT SYSTEM

Mr. BURLISON. On page 2 of your statement in the final paragraph, early in that paragraph you speak of a flat grant system of payment. This appears to be a program that you are moving toward or are inclined to move toward.

Mr. YELDELL. Yes; we have moved toward this. We instituted this in October of last year. What it does is provide a flat amount, the same amount for any family of given size, as opposed to a budgeted system in which each family's grant was determined based on a number of elements plus a variety of special needs categories.

What we did was study the type of program that had been used across the country, both budgeted and flat grant, and we have now averaged into our allowance those special needs categories that are more frequently used.

Mr. BURLISON. Does this envisage factoring out such collateral programs as food commodities, food stamps, or other categories of aid?

Mr. YELDELL. No, it does not. It deals only with the amount that a person on welfare would receive.

COMPARISON OF BUDGETED AND FLAT GRANT SYSTEMS

The budgeted system, Mr. Burlison, as I said, calibrated each family's grant each month and special variations would come in or go out.

As opposed to that, now we provide each family of a given family size the same amount of money. What this does is bring equity into the program because under the budgeted system it was an interaction of client to social worker, and the discretion was largely there as to whether the client received a particular special category need.

Moreover, we found that if a client qualified for special category need in one month, rarely did we go back into the grant and remove it when that need no longer existed.

So, one, it brings equity into the whole program; a family of a given size receives the same amount of money;

Two, because of the necessity to calibrate the grant each month, numerous agency errors occurred, which resulted in either overpayment or underpayment to the client and obviously more heavily in the area of overpayment. By the institution of the flat grant system, we have almost eliminated, reduced to zero the percentage of agency error in overpayment to clients.

I think in both working arrangements it brings us a much fairer system and obviously helps us a great deal with the administrative end of the program.

ALCOHOL AND DRUG ABUSE PROBLEMS

Mr. BURLISON. A considerable portion of your statement is concerned with your drug abuse program and alcohol abuse program.

As you assess the situation in the District of Columbia, which of those problems do you feel to be the most serious?

Mr. YELDELL. Well, by far, alcoholism. There are far more persons who are affected with the misuse of alcohol than they are with narcotics.

I think in terms of numbers of people——

Mr. BURLISON. What about the seriousness of the problem with the individuals? Is the condition or the circumstances of the alcoholic just as severe as those of the narcotics addict?

Mr. YELDELL. I think it depends on how you are looking at it, Mr. Congressman.

I think from the point of view of health, alcoholism rates much higher. If you are looking at it from the point of view of an alcoholic or a narcotics addict affecting other persons, in other words, the impact on society, then you get to narcotics, because in narcotics what we are really dealing with is stemming addiction not only for health reasons but because the addict tends to lead himself into a life of crime to support his habit.

Mr. BURLISON. Narcotics addiction is more dangerous to society?

Mr. YELDELL. That is right.

Mr. BURLISON. His own personal tragedy and that of his family may not be more serious than that of the alcoholic?

Mr. YELDELL. Not any more serious and certainly not as numerous.

FUNDING IMBALANCE BETWEEN ALCOHOL AND DRUG ABUSE PROGRAMS

Mr. BURLISON. How does your fiscal 1974 funding request compare as between the two programs?

Mr. YELDELL. Obviously there is an imbalance, a significant imbalance.

Mr. BURLISON. In which direction?

Mr. YELDELL. In narcotics. We have set up the Narcotics Treatment Administration to deal with what was an acute problem in this city of narcotics addiction. I think we have made great strides in that direction, but specifically, to answer your question, obviously there is much more money at this point in time going into narcotics addiction than there is to alcoholism. However, with the trend that we now see, we are looking for a combined assult on all forms of drug abuse and alcoholism, with the hope that we can begin to solve some of this imbalance and begin to get to the serious problem of alcoholism that confronts the city.

Mr. BURLISON. Mr. Yeldell, I want to associate myself with the remarks of our distinguished chairman earlier when he made some very auspicious comments about your administration. I think that you are an able administrator and certainly your record shows that, and I think you are an eloquent and articulate spokesman in a most difficult job.

I commend you for your presentation this morning.

Thank you, Mr. Chairman, for letting me go over a few minutes.

Mr. NATCHER. That is all right, Mr. Burlison.

Thank you, Mr. Yeldell.

The committee will adjourn until 1:30 this afternoon.

AFTERNOON SESSION

EXECUTIVE DIRECTION AND SUPPORT

Mr. NATCHER. The committee will come to order.

Now, Mr. Yeldell, first under Executive Direction and Support, you are requesting $13,065,600 and 1,112 positions, the same amount as in the adjusted base.

Mr. YELDELL. That is correct, Mr. Chairman.

Payments Assistance Administration

Mr. Natcher. Now we want to take up with you the Payments Assistance Administration. You are requesting $80,224,200 and 736 positions for fiscal year 1974. Here we have an increase of $5,535,400.

Now, if you will, Mr. Yeldell, justify the increase, of which $2.5 million is for medical vendor services and $3,035,400 is for financial aid.

MEDICAID PROGRAM

Mr. Yeldell. Mr. Chairman, the $2.5 million increase requested in medicaid is to balance out the account once we added to it the requirements for the early periodic diagnostic screening as well as the increased cost of ICF care.

The other factor is an increase in the anticipated growth. We expect to have 164,000 persons receiving medicaid by the end of 1974. As we break out then the medicaid trust fund plus the added cost of these three items, we find that we would be $2.5 million short of the actual need in fiscal year 1974.

INCREASED WELFARE CASELOAD

For the $19,500, I would have like to have seen it at zero, but it is a mathematical computation of the actual cost of the caseload averaged out, once we deduct—transfer the adult categories to the Federal Government and the projected caseload increase, we find that the net increase over the 1973 base is only $19,500.

INCREASE IN COST OF LIVING STANDARDS

Now the $3.015 million is to allow us to go from 80 percent of standard to 90 percent of standard. This is the February 1970, cost-of-living standard.

Together those three items would come up to the $5 million-plus request. I think that will allow us to keep these programs at the keel that they should be.

WELFARE INVESTIGATORS AND SOCIAL WORKERS

Mr. Natcher. Mr. Yeldell, as you know, during the past several years we have discussed with mostly your predecessors and, when you first arrived, with you the matter concerning investigators and social workers.

Mr. Yeldell. Yes, sir.

Mr. Natcher. Now, for a number of years here in the District of Columbia we had, as you know, in addition to the social workers who assisted those who were entitled to welfare payments in the beginning, investigators who would go back from time to time and check to see if they were still entitled to be on the welfare rolls.

I believe at one time the investigators probably numbered up to some 75 or 80 in number. Then they were discontinued and not used any more. Upon inquiring about the necessity for investigators, to kind of hold the rolls down within reason, keeping on those people that needed welfare and were entitled to be on the rolls, we were ad-

vised that there was considerable objection from the people as to the investigators going out at all hours of the night and at some odd times to check to see if the people were working or should be removed from the welfare rolls.

As far as your budget is concerned now before the committee, we have no employees in the capacity of investigators?

Mr. YELDELL. No, Mr. Chairman, we have 45.

Mr. NATCHER. You have 45 investigators?

Mr. YELDELL. Yes, sir. These were authorized by the committee in the fiscal year 1972.

Mr. NATCHER. Yes.

ROLE OF WELFARE INVESTIGATORS

Now Mr. Yeldell, what do these 45 people do? Do they carry out the regular investigative duties?

Mr. YELDELL. Yes, they do.

We started out assigning these people, I believe it started in February of last year; the 45 investigators were assigned to what we call the high-risk cases. We felt that there were about 8,000 cases, of 1- and 2-child families as well as very large families and unemployed fathers and the 45 investigators were assigned to do a detailed examination of those cases and to report to us if there were overpayments, underpayments, or ineligibilities.

That unit has gone quite extensively into that program.

I have a summary here of their latest tallies. I think they have done an excellent job. I would say also, Mr. Chairman, that we have used them in other areas.

RESULTS OF WELFARE INVESTIGATIONS

There is a combined total. Through April 20, 1973, they have actually gone through 3,508 cases. How the findings are quite interesting. They have made 2,250 home visits; they have found that 996 of these had no irregularities, but just as interestingly, there have been 540 terminations. There have been overpayments in about 756 of these cases. So they have begun to do their work. They have done it with a great deal of cooperation, in a general sense, from the community.

We have only had one complaint of investigators who had violated the requirements we laid down for them. That is to move without the cries that came in the past about night visits and harassment. The one complaint we have had we investigated and we found there were no irregularities in that case; that visits had been asked and the invesigators have been able through other kinds of visits to determine resources, numbers of persons in the family. That has been the main problem.

WELFARE INVESTIGATORS ASSIGNED TO INTAKE UNIT

We also shifted 11 of those investigators to our intake unit to work with the persons on intake eligibility, because we found through our quality control sample a large number of ineligibilities in one- and two-children families. So we assigned 11 of the investigators to the intake unit and they have been going through each of those applications before we put them on the roll. The percent of rejection of new applications has been almost 54 percent. Interestingly enough, many of those

were voluntarily withdrawn by the clients, because word gets around what you are doing.

I believe that they found that we were investigating before placement on the rolls and we found significant numbers of persons withdrawing their application. This avoids any factor of overpayment; of course, it certainly helps with our ineligibility rate.

Those 45 investigators are in a special unit in the Bureau of Examination and Compliance. We call them investigators. They have done a creditable job. They have done it without any mass disruptions in the community.

TIGHTER WELFARE GUIDELINES FOR NEW YORK

Mr. NATCHER. Mr. Yeldell, I know that you probably read this little newsletter entitled "State Headlines," concerning different matters generally and the operation of State and city governments, a portion of which applied to New York State and New York City. I quote:

"All New York welfare recipients will be required to undergo periodic face-to-face interviews and show proof of eligibility to continue to receive aid starting July 1. Gov. Nelson A. Rockefeller ordered the policy change after an audit showed that $116 million was improperly paid by local welfare districts last July to December. A new 11-page welfare form went into statewide use in February.

"New York City has already begun interviews for continued eligibility."

Generally, is this a good system or a bad system, Mr. Yeldell?

Mr. YELDELL. Mr. Chairman, let me say this: We have been in touch with New York. Indeed, we had a briefing by the consulting firm that worked with the human resources unit of New York City. We found that there are lots of problems with it. For one thing, they have not staggered the date that checks are picked up. So that as a part of the New York requirement, the people had to come to the employment office and pick up their checks and at that point they were to be interviewed face to face to see if they could continue on welfare or be referred to jobs.

That situation means that you flood those offices on the first 5 days of the month and no meaningful interviews are taking place.

LOCAL EFFORTS TO CONTROL WELFARE ROLLS

We have instituted a procedure where we have separated that pool of persons who are most likely to be eligible for training or employment and we are doing a 90-day recertification in which the caseworker assigned to that case is interviewing clients on a face-to-face basis, but at that time a very detailed interview can take place.

More importantly, at that time the person's progress can be traced against the program that was originally set for the person. We feel in this way we will be constantly moving toward the goal we have set for that person and we can make those periodic checks on that 90-day cycle. All other cases will be interviewed at a 6-months to 1-year interval, because these are persons who have previously been declared not immediately eligible for training or employment primarily due to medical disabilities. I think our approach is going to give us more than the New York approach will give.

RATIO OF WELFARE RECIPIENTS TO POPULATION

Mr. NATCHER. Mr. Yeldell, as you probably know, in New York City, I believe according to their figures they have 1 out of every 7 people on welfare; a little over 7 million people, a little over 1 million on welfare; 1.111 million or somewhere in that neighborhood.

Here in Washington it runs about the same ratio, is that not about right, 1 out of every 7?

Mr. YELDELL. That is about right, Mr. Chairman, yes.

Mr. NATCHER. As far as the people in the city who pay the taxes are concerned, I think all of the people agree that everyone in need should be helped, certainly.

No one should be hungry or suffer. As long as those that are on welfare, when they are not entitled to be, are removed, I think that is about all the people expect anywhere. I think you would agree with that.

Mr. YELDELL. I would, Mr. Chairman.

INELIGIBLES ON WELFARE ROLLS

Mr. NATCHER. Several years ago, Mr. Yeldell, the Police Department was searching for a man charged with homicide. They went down to his residence where he last lived. The landlady said, "He is not here. He went to work this morning." They said not the one we are looking for, he has been on welfare for 3 years. She said, he has the same job and has held this job for 7 years and never missed a month.

That is the type of case that I think the people are generally complaining about.

Mr. YELDELL. I would agree, Mr. Chairman.

CHILDREN CONSTITUTE MAJORITY OF LOCAL WELFARE ROLL

Mr. NATCHER. In the main, as far as the District is concerned, Mr. Yeldell, most of your welfare cases are in the category of "Aid to Dependent Children." Isn't that the category where the majority of your cases are?

Mr. YELDELL. Yes, sir.

REIMBURSEMENT TO CONTRACT HOSPITALS

Mr. NATCHER. Now, Mr. Yeldell, let's take up next the matter concerning the reimbursement to contract hospitals for care of indigent patients.

This, of course, is a matter that is discussed every year and it is a right important matter. We have an amount here of $2,742,200 requested. I read in the newspapers from time to time, Mr. Yeldell, about the demands that the different hospitals are making on the city of Washington and on you as Director of the Department of Human Resources concerning an increase in the amount per day paid hospitals for the care of indigent patients. Where are we now, $38 a day?

Mr. YELDELL. $38 a day.

Mr. NATCHER. And costs are running up to $80, $85, $100.

I believe one of the hospitals in the city has a rate that runs about $115 a day. Where are we concerning these different hospitals? Do any of these hospitals, Mr. Yeldell, expect to assist the city with any of the indigent patients? Do they have facilities in the hospitals regardless of a contract, where they assist a person who is indigent and cannot pay?

Mr. YELDELL. Yes, they do, Mr. Chairman.

I think that the issue comes about because the hospitals rightfully claim that it costs more than $38 a day to treat a patient at the hospital. We concur in that. It does cost more.

As you know, in three previous sessions the District has asked for increased money to raise that rate.

HEW REGULATION ON HOSPITAL CARE TO INDIGENTS

I would say though, Mr. Chairman, that there is a new regulation passed by HEW which does require the hospital to meet a certain percentage of cost to indigent patients, which, I am sure the chairman is familiar with, being on the HEW subcommittee.

Mr. NATCHER. That is right.

Mr. YELDELL. Now, as we have looked at that, Mr. Chairman, the hospitals have, I think, three options, one of which is to pay 10 percent of the amount of money they received in Hill-Burton funds.

Another is some formula that would allow them to factor out medicaid and medicare costs and then take 3 percent of the operating costs.

As we look at this, Mr. Chairman—of course the other one is that they will not deny admission to service for anyone not able to pay.

Taking any one of the three factors, then the hospitals, based on the Federal moneys that they have received, do have an obligation and do have it within the resources that they receive to meet the cost of indigent care.

Now the three university hospitals, Mr. Chairman, were very quick to state that they had no intention of abandoning services to indigent patients.

HOSPITAL OPERATING DEFICITS NOT RELATED TO INDIGENT CARE

I believe the brunt of the attack is coming from the Washington Hospital Center and from Rogers Memorial Hospital. The Washington Hospital Center has had tremendous operating deficits, I believe not related to indigent care but related to the establishment of a very elaborate intensive care unit. And that it has been operating at a significant loss and that, coupled with the phase III guidelines, I think has hurt them tremendously in their ability to pass on certain costs from a cash flow point of view to begin to meet the costs of indigent care.

I think in direct answer to your question, they have not only the facility, they have the obligation to provide for indigent patient care.

NUMBER OF INDIGENTS RECEIVING HOSPITAL CARE

Mr. NATCHER. I have noticed articles in the newspapers from time to time, such as the one I have before me that reads in part—

District of Columbia hospitals may end care for indigents; representatives of 10 Washington hospitals claiming extreme financial distress, as a result of rising costs and Federal controls on their rates, will hold an emergency meeting today to decide as to whether to stop giving cut-rate care to as many as 25,000 needy patients a year.

Is that approximately the number that these contract hospitals take care of? Is that high or low?

Mr. YELDELL. We found about 17,000 what we call medical charity cases. These are ones who are the red card-carrying recipients. There are, of course, other persons who would be called in the category of not having any kind of care.

The 25,000 is more nearly accurate. The 100,000 projected earlier is certainly grossly inaccurate.

CAPABILITY OF D.C. GENERAL TO CARE FOR ADDITIONAL INDIGENT PATIENTS

Mr. NATCHER. Mr. Yeldell, another article I have before me entitled "Overload Feared at District of Columbia General," and I quote:

Federal funding cutbacks appear likely to result in sharply reduced care for indigent patients at private hospitals in the District, thus adding to the load at District of Columbia General.

Now, where are we from the standpoint of District of Columbia General being able to take care of the additional indigent patients unless we work out something with the contract hospitals?

Would you be able to take care of more patients?

Mr. YELDELL. Yes, we would be, Mr. Chairman.

Dr. Standard is here. I think the estimate is that if the entire load shifted to District of Columbia General on an inpatient basis, we would have to provide about 115 beds. We can because——

Mr. NATCHER. More beds?

Mr. YELDELL. More beds.

We have shut down 125 this year already. Now I think the other part of the equation, though, Mr. Chairman, is that that number would not be shifted to District of Columbia General in its totality. Freedmen's Hospital already handles about 36 percent of the total medical charities load in the city and of course the other two hospitals pick up a significant proportion as well.

Again, with the three university hospitals remaining set, whatever load increase would come from all the others shutting down, we would certainly be able to handle; moreover, I think we would make it clear that the hospital association did not adopt a unified position. What they did agree to was to let each hospital work this out its own way.

Providence Hospital has indicated that, being Sisters of Charity, they certainly could not turn away charity patients. Other units such as Columbia Hospital indicated they intend to cooperate.

So I think that what started out as a purportedly concerted effort of 10 hospitals is no longer that in fact.

I think, Mr. Chairman, that what the hospitals are really trying to say, and nobody can argue with, is that the cost of care for the inpatient exceeds $38 a day and outpatient costs exceed $6 a day.

When you couple that with the $38 rate and the obligation of the hospitals, that the hospitals will remain in the program.

ADDITIONAL FUNDS PROVIDED LOCAL HOSPITALS

Mr. NATCHER. Mr. Yeldell, as you pointed out a few minutes ago, I do serve on the Subcommittee on Labor-HEW Appropriations, and you will recall some 4 years ago Congress passed the necessary law concerning an increase in the amount of money to be received in the District of Columbia under Hill-Burton funds.

Mr. YELDELL. Yes, sir.

Mr. NATCHER. The law provided an additional $80 million for construction and modernization of hospitals in the District of Columbia. I believe $40 million was in Federal grants and a little over $40 million was in loans. This additional $80 million under Hill-Burton money was allowed over and above the usual formula by virtue of the unusual load that we had on the hospitals here in our metropolitan area. Congress passed this law.

There was considerable dissension over it at the time. Members from the States said it is unfair because under the Hill-Burton Act we are only entitled to the usual percentage where the Government puts up 50 percent, the State, city, and the community put up the balance.

But in the city of Washington, these hospitals received these additional millions.

At that time, in the colloquy on the floor, they established the fact that these hospitals did help the District of Columbia General and the city of Washington with the indigent patient load that was carried. They used that to help justify passage of that law. It passed.

You know, the first time it failed and they waited and took another hitch at it again in 2 years. We passed it then. They are now proceeding under that law which provides additional millions over and above the formula for the 50 States. So there should be a certain quid pro quo, as far as the other hospitals assisting the District of Columbia General Hospital just a little. Mr. Yeldell.

REIMBURSEMENT RATE

I have a letter from the hospital council in regard to this matter, pointing out the hardship on contract hospitals and making certain suggestions as to a solution. But as I understand it, the amount before the committee is based on $38 per patient; is that correct?

Mr. YELDELL. It is correct, Mr. Chairman.

Mr. NATCHER. No change in the figure?

Mr. YELDELL. No, sir.

Mr. NATCHER. All right.

Mr. Coughlin?

Mr. COUGHLIN. Mr. Chairman, I have no questions at the moment.

Mr. NATCHER. All right.

CLARIFICATION OF WELFARE CASELOAD TREND

Mr. Yeldell, in your statement you indicate an absolute decline in public assistance caseload, though this is not reflected in the statistics on page JA–128–4 of the justifications.

Explain that to us, Mr. Yeldell.

Mr. YELDELL. What we were referring to in the statement is that, starting in January, we did note a decline in the public assistance caseload, all categories.

This decline also continued in February. The reason we raise it in the statement is because there had been a steady increase in the number of total cases straight through the end of December 1972, but in January we had a decline of 143 cases; in February a decline of 202 cases. Then in March there was an increase of 247 cases, but again in April we see a decline of 312.

Now I was very careful at the time, Mr. Chairman, to make it clear that the decrease was not over a sufficient period of time to indicate that we had reached what we believe we will soon reach, the saturation point of persons in need, in total number of cases.

We thought it was significant that we are at a point that we are seeing some months where we find declines, even though, as indicated in March, there will be some months with an interspersed increase.

With those facts in mind, balancing the increases and decreases, we believe the increase in the total number of cases should not exceed $2,000 in the fiscal year 1974.

Mr. NATCHER. Mr. Yeldell, again I want to commend you.

You know, when I ask you a question, you answer it. You should have been with us some years ago when some of your predecessors came up here. You would have paid admission to hear the testimony. I like the way you answer the questions.

Mr. YELDELL. Thank you.

Mr. NATCHER. Mr. Coughlin?

Mr. COUGHLIN. No questions.

SOCIAL REHABILITATION ADMINISTRATION (SEE PP. 692–696)

Mr. NATCHER. Let's take up next the Social Rehabilitation Administration, where you are requesting $31,801,000 and 1,898 positions, an increase of $8,633,900 and 117 additional positions.

INCREASE FOR DAY CARE

First, justify the increase of $8,029,200 and 68 positions. I believe this relates mainly to day care.

Mr. YELDELL. It is totally day care.

Mr. NATCHER. Go ahead.

NEW POSITIONS FOR DAY CARE

Mr. YELDELL. Let me deal with the 68 positions first.

Of the 68 positions, 37 of those positions are persons in our Mental Health Administration, actually involved in providing day care. The remaining 31 positions are administrative positions to monitor the day care program for the entire department.

DAY CARE FUNDING AND WELFARE REFORM

The $8 million is the reflection of the city's concern for maintaining day care as a vital component to the welfare reform program. We had funded this day care previously through title IV–A reimburse-

ments. These were contracts that were provided with local units putting up 25 percent of the cost and under title IV–A of the Social Security Act, the city was receiving an additional 75 percent match.

Therefore, this entire amount was funded other than through city sources. With the ceiling on title IV–A that we found when the House passed the revenue sharing bill, they amended it to limit the amount of reimbursements under title IV–A to $2.5 billion nationwide, and $8.9 million is allocated for the city of Washington.

The $8.9 million is required to provide the social services cost to those persons within the Social Rehabilitation Administration who are dispensing services to welfare recipients as required by law. That meant there was no money left at all to provide this day care service.

Now the Mayor then allocated $3 million of revenue sharing money in fiscal year 1973 and we were able to reprogram $1 million from the public assistance caseload to meet the 6 months' cost of this day care and now the $8.029 million, again from revenue sharing funds, will allow us to take care of that program on a full-year basis; providing day care, again, Mr. Chairman, to those persons we declare eligible under the welfare reform program.

DAY CARE POSITIONS PREVIOUSLY FUNDED BY FEDERAL GRANTS

Mr. NATCHER. Mr. Yeldell, starting here on page JA–148 you set forth your 68 positions under this particular request, starting with the GS–13 psychologist and going on down to your food aides and driver aides and so forth. How many of these 68 positions that are set forth on this page were funded from Federal funds in their entirety prior to this request?

Mr. YELDELL. They were all title IV–A.

Mr. NATCHER. All of them, all 68?

Mr. YELDELL. That is right.

Mr. NATCHER. I understand.

PER CHILD COST OF DAY CARE SERVICES

Now Mr. Yeldell, during the hearings on the supplemental you informed us that the average cost of day care per child per year is $2,800. It is my understanding the national average, according to HEW, is $2,000. Why are the District's costs higher, Mr. Yeldell? How do you account for that additional $800?

Mr. YELDELL. Mr. Chairman, first of all, let me correct it, that was an error. I was referring to Federal standards that we had received from the Office of Child Development, HEW, in which they said, in standards not yet adopted, that the anticipated average cost of day care would be about $2,800 per year per child.

Now in our situation, none of our caseloads are reaching that amount. We are averaging between $1,900 and $2,350 per child per year. This, Mr. Chairman, is with severe paring of those budgets previously funded under title IV A.

I want to make it very clear that there are some cases of day care that exceed that, specialized cases such as the physically handicapped or severely mentally retarded or infant day care. In those cases the cost is higher and I believe would go anywhere from $4,000 to $7,000 because of the special nature of handling those children. But on the

average, our cost per child in day care that we are talking about in the $8 million is somewhere between $1,900 and $2,350.

Mr. NATCHER. I remember at the time that we marked up the supplemental items one or two members on the subcommittee requested that we put language in the report and we all agreed to it, unanimously, and I quote.

"Department officials testified that the average cost per child is approximately $2,800 per year. The committee is concerned over this relatively high cost and will pursue the matter during the hearings on the regular fiscal year 1974 bill."

I am glad that you have just now given us the explanation because that is a considerable difference as far as the figures are concerned.

Mr. YELDELL. Yes, it is.

Mr. NATCHER. You are right.

Mr. Coughlin?

Mr. COUGHLIN. Thank you, Mr. Chairman.

AVERAGE CAPACITY OF DAY CARE CENTERS

Previously in these hearings I questioned the fact that apparently day care costs considerably more per person than a high school education or elementary education program. I would like to pursue this a bit further.

What is your average day care unit size? What is the ratio of attendants to children in the unit?

Mr. YELDELL. I suspect the center average is somewhere about 30 children.

Mr. COUGHLIN. How large a staff would you have in the center?

Mr. YELDELL. We have a breakout of staff complement.

COST REDUCTIONS ACHIEVED BY CENTRALIZING SUPPORT SERVICES

Mr. Coughlin, let me say this to you, while he is getting that for me: We are coming from a program in which day care centers could apply, with a 25-percent match, and, justifying the validity of the match, would qualify for 75 percent Federal reimbursement, on top of that. This allowed for all kinds of administrative and other kinds of support factors to be built into the program.

When we knew that the program was ending, IV–A would not give us money for this, in October of last year; we immediately began to examine the day care contracts in great detail to see what factors were present in those contracts that could, in effect, be funded directly and which should not be funded, based on the concept that the Department of Human Resources is providing services basically by service areas in the city and could move to provide centralized support in some areas.

Consequently, we were able to pare down those budgets from a cost of $4,000, $4,500 per child to where we are at a $1,900 to $2,350 per year range.

STAFFING AND PROGRAMS AT DAY CARE CENTERS

Now basically in the centers there is a director and the director usually has a master's degree and is able to function as director of the center.

In addition to that, the director usually has an assistant and there are teachers and teacher aides. What we see here is that—I guess I should say this before I say that. There are two kinds of programs we are operating. One is the one which we funded all the time from the District funds, and with that one we were limited by the Council as to the rate we could pay per day per child. These centers were generally not staffed as well, educationwise, as those centers that were funded under IV–A, which we will call comprehensive centers. But pretty much the ratio of the centers in terms of numbers of staff did coincide.

Now, in dealing with the comprehensive nature of it and the requirement for persons who were college-trained or who had extensive backgrounds in child care, as well as a reasonable complement of teacher aides to work with those persons, we found that the costs would obviously be higher in the comprehensive center than it would in the noncomprehensive center, which is the one generally funded under our own money previously.

Mr. COUGHLIN. Let me say that I am, and have been, a strong supporter of day care, but I am concerned about the cost of it and that is what I was trying to dig into a bit.

If the average center has 30 children in it, it has one director with a master's degree. What would the other complement of the center be?

QUALIFICATIONS OF DAY CARE STAFF

Mr. YELDELL. Let's give you some idea here. In those centers we are talking about now, the directors, with degrees, were better than 78 percent. In other words, better than 78 percent of the center directors had college degrees. All right. Of the teachers found in those centers, we found that 94 percent had at least a B.A. degree.

In the teachers' assistants we found that 24 percent of those persons had degrees.

Now if I can compare this with the centers that we were talking about not being designated as comprehensive day care centers, 59 percent of the directors had degrees; 21 percent of the teachers had degrees; and 12 percent of the teachers' assistants had dgrees. So if you could relate them on differential in preparation, you would find we are significantly higher in the centers where we are talking about a $1,900 to $2,350 range than we are in the slot funded centers or those we considered to be noncomprehensive.

AVERAGE CAPACITY OF DAY CARE CENTER

Mr. COUGHLIN. Take a comprehensive center, a typical one, if possible.

Mr. YELDELL. All right.

Mr. COUGHLIN. It would have 30 children in it, is that correct?

Mr. YELDELL. On an average; yes. What is Capitol East?

Mr. RUSSO. Capitol East. Mr. Yeldell has 40 children.

Mr. YELDELL. Forty children. Do we have a list of those centers?

Mr. RUSSO. Yes. You see a list of all of those.

STATISTICS ON DAY CARE PROGRAMS

Mr. YELDELL. I wanted to give you some idea. I would be happy to supply this to you, sir, for you to look at in detail at some time in the future.

[The information follows:]

BUDGETTED COSTS OF DAY CARE
CONTRACTS FUNDED UNDER REVENUE SHARING

INFANT CARE PROGRAM PROGRAM	# of CHILDREN SERVED	YEARLY PROGRAM COSTS	YEARLY UNIT COST	QUARTERLY PROGRAM COSTS	QUARTERLY UNIT COST
1. Catholic Charities	40	$ 157,005	$ 3,924	$ 52,335	$ 1,308
2. Rosemount	26	108,084	4,158	36,028	1,386
3. Parent and Child Bethune Infant Center	30	132,345	4,413	44,115	1,471
Total	96	$ 397,434	$ 4,140	$ 132,478	$ 1,380
AFTER-SCHOOL PROGRAM					
1. National Capitol Area Day Care Association	310	$ 414,693	$ 1,338	$ 138,231	$ 446
2. Harrison Community School	245	226,515	925	75,505	308
3. Police Boy's Club	300	87,924	293	29,308	98
Total	855	$ 729,132	$ 853	$ 243,044	$ 284
FAMILY DAY CARE PROGRAM					
1. Catholic Charities	40	$ 76,350	$ 1,908	$ 25,450	$ 636
2. Rosemount	26	73,581	2,841	24,617	947
Total	66	$ 149,931	$ 2,272	$ 50,067	$ 759

PRE-SCHOOL PROGRAMS

PROGRAM	# of CHILDREN SERVED	YEARLY PROGRAM COSTS TOTAL COSTS	YEARLY PROGRAM COSTS UNIT COST	QUARTERLY PROGRAM COSTS TOTAL COSTS	QUARTERLY PROGRAM COSTS UNIT COST
1. Catholic Charities	50	195,262	2515	41,754	835
2. Capitol East Children's Center	30	84,636	2820	28,212	940
3. National Capitol Area Day Care Association	462	1,135,869	2460	378,623	820
4. Harrison Community School	32	69,945	2186	23,315	729
5. Far Northeast Day Care Association	CONTRACT UNDER NEGOTIATION				
6. Cardozo Day Care Corporation	80	209,637	2620	69,879	873
7. D. C. Citywide Welfare Rights	80	114,501	1431	38,167	477
8. Washington Pre-Schools Inc., Columbia Road Center	30	78,408	2,613	26,136	871
9. City Wide Learning Center Inc.	87	214,173	2,463	71,391	821
10. Midtown Montessori	40	101,706	2,543	33,902	848
11. Parent and Child Center, Pre-School Program	28	76,074	2,717	25,358	906
12. Parent and Child Kindergarten Program	22	32,280	1,566	10,760	522
13. Key Day Care Center	CONTRACT UNDER NEGOTIATION				

95-872 O - 73 - pt. 2 -- 51

PROGRAM	# of CHILDREN SERVED	YEARLY PROGRAM COSTS TOTAL COSTS	YEARLY PROGRAM COSTS UNIT COST	QUARTERLY PROGRAM COSTS TOTAL COSTS	QUARTERLY PROGRAM COSTS UNIT COST
14. U.P.O. Early Childhood Program	195	505,821	2,594	168,607	885
15. Southwest Day Care Association	80	215,232	2,691	71,744	897
16. Adams Morgan Youth Council	37	93,438	2,525	31,146	842
17. Columbia Heights Church Community Project	42	98,700	2,350	32,900	783
18. Spanish Ed'l Development Center, Inc.	50	129,465	2,589	43,155	863
TOTALS	1,345	3,285,147	2,442	1,095,049	814

SPECIAL SERVICE PROGRAM

PROGRAM	# of CHILDREN SERVED	YEARLY PROGRAM COSTS	YEARLY UNIT COSTS	QUARTERLY PROGRAM COSTS	QUARTERLY UNIT COST
1. Developmental Services Center Area C Day Program					
a. Therapeutic Nursery	30	142,929	4,764	47,643	1588
b. Children's Program	30	185,550	6,185	61,850	2062
c. Adolesscence Program	40	92,301	2,308	30,767	769
SUB TOTAL	100	420,780	4208	141,260	1413
2. Area A Mental Health Center School Age Child Day Program	40	310,281	7,757	103,427	2586
TOTALS	140	731,061	5,222	244,687	1,748

Total Program Cost

Type Of Programs	Children Served	Total Program Costs	YEARLY DHR Share	YEARLY Local Share	YEARLY Unit Cost	QUARTERLY Total Program Costs	QUARTERLY DHR Share	QUARTERLY Local Share	QUARTERLY Unit Cost
Infant Care	96	397,434	264,959	132,475	4,140	132,478	88,322	44,156	1,380
After School Care	855	729,132	486,066	243,066	853	243,044	162,030	81,014	284
Family Day Care	66	149,931	99,954	49,977	2,272	50,067	33,378	16,689	759
Pre-School	1345	3,285,147	2,190,098	1,095,049	2,442	1095,049	730,033	365,016	814
Special Services	140	731,061	1,946,411	243,687	5,222	244,687	163,125	81,562	1,748
Total Costs	2502	5,292,705	4,987,488	1,764,254	2,115	1,765,325	1,176,888	588,437	706
Projected Costs at a 5% Increase		5,557,340				1,853,591			

CAPACITY AND STAFFING OF DAY CARE CENTERS

Mr. YELDELL. On the whole I would say 30 would be a good average.
Mr. COUGHLIN. Thirty children?
Mr. YELDELL. Yes.
Mr. COUGHLIN. Then the staff would consist of one director with a master's degree, and how many teachers?
Mr. YELDELL. What is that average complement of a center? We had that data, what is the normal staffing pattern of a center?
One director, two teachers, and——
Mr. RUSSO. Yes. There would be an average of three teachers and an average of three teacher aides.
Mr. YELDELL. All right.

CHILD-STAFF RATIO AT DAY CARE CENTERS

Mr. RUSSO. With the child-staff ratio of one staff person for every eight children.
Mr. YELDELL. One to eight.
Mr. RUSSO. Yes. This is in the so-called full-time day care center for normal children.
For specialized day care programs, the ratio would be somewhat stronger.
Mr. COUGHLIN. I would like to continue with the normal children.
Mr. YELDELL. OK.
Mr. COUGHLIN. So it would be one director, three teachers, and three teacher aides?
Mr. YELDELL. That is correct.

OPERATING HOURS AND VOLUNTEER ASSISTANCE

Mr. COUGHLIN. What hours would the normal center operate?
Mr. YELDELL. Well, usually an hour before—7 o'clock to 6.
Mr. COUGHLIN. Seven a.m.——
Mr. YELDELL. Seven a.m. to six p.m.
Mr. COUGHLIN. Would the average center use any volunteer-type of help?
Mr. YELDELL. Yes, they could. As a matter of fact, there would be some input of volunteer workers into these centers, which is one of their strengths, this community-based involvement.
Mr. COUGHLIN. How many volunteers would be in the average center?
Mr. YELDELL. That would vary based on the type of program to be put together. From the Capitol East one, which would be heavy, to the ones that are housed in churches, that are pretty much run by staff only. So it is very difficult to take a typical center and react to it in terms of what kind of volunteer support it would have.

AVERAGE PER CHILD COST FOR DAY CARE

Mr. COUGHLIN. We can say that the average cost per child in day care is somewhere between $1,900 and $2,350 per year.
Mr. YELDELL. We have found that to be the case in those contracts we have funded in the fiscal year 1973, the last 6 months of fiscal 1973, that is correct.

Mr. COUGHLIN. You indicated that 24 percent of teacher aides, would have degrees.

Mr. YELDELL. That is the experience we have found to date.

WELFARE MOTHERS EMPLOYED AS TEACHER AIDES

I might say further, Mr. Coughlin, we have been moving in terms of these centers, to have welfare mothers actually be employed in the centers, in the teacher aide slots.

Mr. COUGHLIN. That was my next question.

Mr. YELDELL. Yes.

Mr. COUGHLIN. What are your criteria for employment for the teacher aide slots?

Mr. YELDELL. Let me say this: We do not have criteria adopted at this point. We are developing standards which we intend to take before the city council to take to public hearing and get a cooperative or a collective view from the community as to the kind of programmatic standards that should exist in every day care center. However, in looking at these contracts at this point, what we have looked at is the experience factor of those persons working in the centers, coupled with their educational background.

We have used this based on what the centers had as opposed to what we would expect to find come July 1.

AVERAGE SALARY OF DAY CARE PERSONNEL

Mr. COUGHLIN. Mr. Yeldell, what is the average salary of a director?

Mr. YELDELL. I believe it is about $12,000.

In the first category, which we refer to as slot-funded centers, if I may just use that term, as opposed to full-funded centers which we are talking about in the $1,900 to $2,350 range. In the slot-funded centers the directors had a salary anywhere from $4,500 to $14,435, and the full-funded from $10,000 to $15,000.

Mr. COUGHLIN. And what is the average salary of a teacher in the full funded centers?

Mr. YELDELL. In the full-funded center it would be $8,000 to $12,000.

Mr. COUGHLIN. Teacher aides?

Mr. YELDELL. Teacher aids in the full-funded center now between $5,000 and $7,000.

Now I might say that compares with a teacher salary that starts at about $8,300. So you see, one of the problems is the turnover rate you will get, particularly from a degreed person involved in a day care center, because they could earn more if they were hired in the regular public school system.

COLLEGE DEGREES AND TEACHER AIDES

Mr. COUGHLIN. Do you feel it is necessary to have teacher aides who have degrees?

Mr. YELDELL. Not all degreed, no. In fact, I would argue against it. I think it is an excellent opportunity to develop the paraprofessional in the area of education, particularly early childhood education.

EDUCATIONAL CURRICULUM FOR DAY CARE CENTERS

However I would argue very strongly for the retention of a strong director and strong teachers, that is, strong educationalwise, with a heavy tie-in with the public school system and an effective early childhood curriculum, so that the children going through these centers would be better prepared when they would enter the public school system.

In other words, we believe a very definite curriculum ought to be prepared for these centers in conjunction with the public schools and that the public schools ought to follow through with the revamping of their early childhood education, kindergarten through age 3, so we realize that benefit of giving these children comprehensive day care, which means sound educational preparation, recognizing that learning does take place at ages 2 and 3 and that we can then come up with a better prepared child.

We believe particularly with these being welfare children that there is a long way down a path to re-establishing sound education and breaking the welfare cycle because the people will come through school well prepared and move on either into higher education, vocational training, or into well-paying jobs. So we think it is a fundamental program that ought to continue, but it ought not just be babysitting. It ought to be a good program. It ought to be developed not just by us, it ought to be developed in conjunction with the public schools.

COMPARISON WITH DAY CARE CENTER IN PENNSYLVANIA

Mr. COUGHLIN. One of the reasons this concerns me is that I have spent a number of years working very, very closely with a day care center in my own district called the North Hills Day Care Center, which I think has an outstanding comprehensive program, but which does this for less than $1,000 per year per child.

Mr. YELDELL. May I ask which district that is?

Mr. COUGHLIN. That is the 13th district of Pennsylvania.

Mr. YELDELL. Pennsylvania?

Mr. COUGHLIN. Yes.

Mr. YELDELL. The reason I ask the question is to try to get a comparison between that locale and the city in which we are running into the problems of salaries of educated, professional persons in the surrounding community.

Mr. COUGHLIN. This is North Philadelphia.

EFFECTS OF CENTRALIZING PROFESSIONAL SUPPORT SERVICES

Mr. YELDELL. I think the other factor which may well begin to play a role is how much professional support service you bring into the center and whether or not it is chargeable to just that center or whether it is done on a centralized basis. We are looking at that to see if there is somewhere we can cut costs there; in other words, availability of nurses, doctors, psychologists, to chanel into the centers. If we can furnish these on a centralized basis, we may well cut costs to some degree.

OUTLOOK FOR DAY CARE CENTER COSTS

Mr. COUGHLIN. Do you think the cost per child for day services can be reduced from the $1,900-to-$2,350 level, or should be?

Mr. YELDELL. My people are telling me that we ought to be prepared to recognize that it is going to cost us somewhere between $1,900 and $2,350 and that if we try to get below that, we would be damaging the quality of the program.

We are constantly reevaluating, however, because we want to see how much support service is built into that; that the Department can pick up and provide on a departmentalwide basis, and therefore reduce the cost on each of these centers. So I would rather not close the door on further reduction of costs.

I would say we are certainly approaching it with that in mind. I might say we have reduced costs below what we projected on title IV–A and, indeed, funded other centers not previously funded under IV–A. So we are expanding the availability of day care while at the same time not seriously damaging the quality of it.

Mr. COUGHLIN. In other words, you feel that the costs cannot be substantially reduced below the $1,900 to $2,350 figure?

Mr. YELDELL. I am saying that my day care people are telling me that anything below that will begin to damage quality. I am saying further that we want to look at that in terms of how much of that $1,900 to $2,350 is built into support and administrative staff. If there is a significant amount there, that we can give on a centralized basis, then we could see some reduction. The only question is, how much of a factor that would have and whether it significantly would reduce either of those figures.

Mr. COUGHLIN. Mr. Chairman, that is all I have at this time. Thank you.

Thank you, Mr. Yeldell.

Mr. YELDELL. Thank you.

BUREAU OF FAMILY SERVICES

Mr. NATCHER. All right. Now Mr. Yeldell, if you will, please, justify the increase of $384,700 and 31 positions for the Bureau of Family Services, which I believe is next. Justify this, if you will, please.

FAMILY SHELTERS

Mr. YELDELL. At the current time we have one emergency shelter which accommodates 10 families at a maximum. The city council, in looking at the Department's total budget, redirected money that was previously allocated for NTA and was able to do this because of a caseload situation and redirected this money to establish an additional or two additional family shelters.

Now this money is matchable from Federal sources. So, whereas $300,000 in and of itself would not provide for the staffing of the two, because of the Federal match that will now be available, we can establish two shelters and establish them in different sections of the city.

The current center is on Eighth Street, NW., and we would want to establish a center in the Far Northeast and in the Southeast area of the city.

We do find that there is a need for additional resources in this area in that many times our family shelter is filled to capacity and there is nothing that we can do except put families in hotels or in other private facilities.

MAXIMUM STAY IN FAMILY SHELTERS

This will enable us to have three family shelters with the possible ability of handling at least 30 families at any one time. Maximum stay in these facilities is about 8 days.

So it is a needed resource.

PROTECTIVE SERVICES

The 24-hour protective service is an extension, or indeed is a part of our protective service operation in SRA. This unit functions around the clock, Saturdays, Sundays, and holidays included, providing protective services to children. The staff now is about five and this would give us an additional three, which would allow us better staffing of that facility, which does an outstanding job, Mr. Chairman. It responds to calls on neglected children as I said, with the Youth Department and the Police Department, and I believe provides a very valuable service.

Through our own reprograming, Mr. Chairman, in the Department, we will extend the capability of this staff to not only work with children, but to work with adults as well.

I might say in many cases the elderly need just as much of this kind of service, if not more than the children sometimes. So we will be able to do that within our own resources and we will be back with that to the committee.

NUMBER AND UTILIZATION OF FAMILY SHELTERS

Mr. NATCHER. Mr. Yeldell, right at that point, as far as family shelters are concerned, this would make how many locations?

Mr. YELDELL. This would give us three locations.

Mr. NATCHER. Three locations?

Mr. YELDELL. Yes.

Mr. NATCHER. Approximately how many people do you take care of or do you have to deal with as far as family services are concerned in a year? Give us some idea, approximately, what would you say it would be in a year's time?

Mr. YELDELL. In a year's time?

Mr. NATCHER. Yes.

Mr. RUSSO. Mr. Chairman, with respect to the emergency family shelter, we provide care to approximately 25 families, who are homeless, each month. These 25 families have approximately 70 children.

It is interesting to note that since this program began in 1945, 2,700 homeless families, having 6,500 children, have been provided this service through that facility.

Mr. NATCHER. You say that facility, do you mean——

Mr. YELDELL. There is only one existing now.

Mr. RUSSO. Yes.

Mr. NATCHER. This then, if established, would make you three?

Mr. YELDELL. That is right, that is right, Mr. Chairman. The geographic location would be advantageous as well.

Mr. NATCHER. Yes.

POSITIONS FOR FAMILY SERVICES PROGRAMS

Now, Mr. Yeldell, as far as your 31 new positions are concerned, you start with your Administrator, a GS–11, on page 148–4; going on down to your building maintenance worker, you have 12 homemakers, 3 secretaries, and 2 typists.

Now, why a secretary and a typist? Are both necessary? Why not just a good secretary, Mr. Yeldell, just one that really knows how to work and likes to work?

Mr. YELDELL. Mr. Chairman, this is combining actually three separate programs, the justification for those 31 positions. The secretary will be used in the program for the training of foster parents, which is allocated I believe $50,000.

You see there is a GS–11 trainer and a GS–5 secretary for that. The typist is involved in the emergency family shelter allocation.

Mr. NATCHER. I understand.

Mr. YELDELL. You see the staffing pattern is combined in the list you are looking at, but as you break it out we are not using a secretary and a typist in the same program.

Mr. NATCHER. I see what you mean. You have three secretaries listed and two typists.

Mr. YELDELL. That is right.

Mr. NATCHER. I understand.

HOMEMAKER POSITIONS

Now, how many homemakers do you list here, Mr. Yeldell?

Mr. YELDELL. Twelve homemakers.

Mr. NATCHER. Why 12?

Mr. YELDELL. That will allow six per home, but on a 24-hour basis. It is open all hours.

Mr. PIERSON. One posted around the clock. The centers are open 24 hours a day.

Mr. NATCHER. I understand. As far as social workers are concerned, you have two.

Mr. YELDELL. Actually four, yes, Mr. Chairman.

Mr. NATCHER. Yes, four, you are correct.

POSITION OF TRAINER FOR FOSTER PARENTS

What about a trainer? What does a trainer do, Mr. Yeldell?

Mr. YELDELL. That trainer is a new program start in training foster parents. This money again was allocated after budget preparation by the city council, recognizing a need which we accept, that those persons coming in our foster parent program should be trained in terms of the expectations of the Department of a foster parent, as well as the services that the Department offers to foster parents and how to go about the process of getting them.

In order to put that kind of program together, we thought we would go with a person dedicated to that process dealing with—how many foster parents do we have on the whole?—in excess of 1,000 foster parents already in the program. There is a turnover factor there, so there are constantly new ones added and some coming out.

GRANTS AND SUBSIDIES

Mr. NATCHER. What about grants and subsidies, $48,000, what do you mean by that?

Mr. YELDELL. I believe that is the match on the training.

Mr. Chairman, that is a part of the reimbursement under the emergency family shelter. But I cannot differentiate what it actually is. I can supply that for you.

Mr. NATCHER. Suppose you turn over to Mr. Silsby a short statement with regard to that.

[The information follows:]

The amount of $48,000 requested under grants and subsidies (page 148-4 of the Department of Human Resources budget document) is required to meet the security deposit and first month rental costs necessary to relocate the homeless families receiving services in the two additional emergency family shelters.

CONTRACTUAL SERVICES

Mr. NATCHER. What about other services here, what do we have for $32,800 under "Other services"? If there is some question about it, can we cut it out, Mr. Yeldell?

Mr. YEDELL. "Other services" normally refers to some kind of contractual service. This may well be. I am not sure. But it is probably the storage of the furniture and the moving of the furniture to the new location. In other words, we pick up a family, we take their furniture to storage, and also move it to the new location when they find housing. I am very sure that is what it refers to.

SERVICES FOR EVICTED PERSONS

Mr. NATCHER. Mr. Yeldell, I read a piece in the newspaper not long ago about a man who I believe had retired from the Navy or the Marines or some branch of the military after serving a long period of time. He was evicted from his apartment according to law under the proper orders and his furniture and belongings were placed on the sidewalk. This man died either that day or the next day of a heart attack.

Mr. YELDELL. That is right.

Mr. NATCHER. What happens in instances like this. Cases like this are real pitiful.

Mr. YELDELL. It is.

Mr. NATCHER. Were you notified about this case?

Mr. YELDELL. No; we were not. But the number of evictions daily are quite large and even if we were notified, we have no resources to pick the furniture up and store it. We have explored it. There is even a legal problem of a claim of liability against the District for picking it up, of a person claiming either lost property or stolen property, or

damaged property, I should say, if the District just moved in to store it for them.

Now there is a program operating in the Model Cities area in which they do pick up furniture and store it for evicted persons. However, this program either is or will be phased out because of the shortage of Model Cities funds.

We are concerned about it as a department. We recognize that persons are evicted on a basis of law, but it does not offset the fact that, once a person is evicted, there is no provision for storage of family belongings, and indeed the trauma of eviction would preclude someone from having, of course, made arrangements or being able to make arrangements on a rapid basis.

STUDY OF EVICTION PROBLEMS

I have asked my people to look into this to see if there is anything we can do as a department in this area, but I would say that it is a mammoth problem because there are a significant number of evictions daily; it used to be, Mr. Chairman, if one were evicted, the neighbors would join in and make sure the property was protected or indeed begin to store it for the persons. However, what we find now, and I gathered this just recently in talking to some deputy marshals, that before the marshals can finish the eviction, people are moving in and taking the property away. So it is a very serious problem and it would require us being on the spot at the point of eviction and having the belongings not deposited on the street at all, but really taken out and put into a vehicle to be carted away at that point, if we were going to be sure there would be no damage to it at all.

Mr. NATCHER. Mr. Coughlin.

Mr. COUGHLIN. I have no questions at the moment.

MENTAL HEALTH ADMINISTRATION (SEE PP. 697–700)

Mr. NATCHER. Let us turn next to Mental Health Administration where you are requesting $39,262,100 and 1,420 positions. Here you have an increase of $1,700,000 and 136 new positions.

REIMBURSEMENT TO ST. ELIZABETHS HOSPITAL

First justify the increase of $1 million for "Mental health services" that appears on page 159, I believe. As I understand this is related to the proposed rate increase for care of District residents at St. Elizabeths Hospital; is that correct?

Mr. YEDELL. That is correct. That is the amount we were directed to allow for for the increase in patient care on the calculations at St. Elizabeths from the $21 plus per day to $23 plus per day.

Mr. NATCHER. Over which you have no control.

Mr. YELDELL. That is right.

PROPOSED TAKEOVER OF ST. ELIZABETHS HOSPITAL

Mr. NATCHER. Are you in the group that wants to take over St. Elizabeths Hospital, or do you want Uncle Sam to continue maintaining St. Elizabeths since Uncle Sam apparently has all the money in the world and no problems? Which category are you in, Mr. Yeldell?

Mr. YELDELL. There are really two answers to that. From a financial point of view obviously the District would be in a better position if the current arrangement were continued. However, Mr. Chairman, I do believe that program considerations are beginning to outweigh that in that we have a very fragmented mental health picture in the District.

I do believe that given the operation of St. Elizabeths as a responsibility the District can use that as the hub of its whole mental health program and begin to come out from that hub into regional centers where we can begin to provide a much better and much more comprehensive program of mental health care to the residents of the city. I believe it is worth it to us to make the sacrifice to assume that responsibility, because I believe in the long run we will have a much firmer program and better control of the whole operation.

10-YEAR PHASEOUT PROGRAM

The proposed arrangements, Mr. Chairman, make the task less difficult to assume because the current thinking is a 10-year phaseout program, at which the Federal Government would continue to assume its cost over the next 5 years and in the succeeding 5 years it will reduce its cost by approximately 16 percent, ending up with a 15-percent total involvement because that amount of Federal patients will probably remain in the facility. This means that the District has 6 years to begin to assume that first 16-percent factor and allow for an additional 16 percent over the next 5 years.

IMPROVED MENTAL HEALTH SERVICES FOR CITY

But I believe that the mental health people support strongly the fact that given the total control of the program in the city that in the long run it is perhaps going to be more economical and certainly better programmatically to have it as part of our control.

Mr. Chairman, they operate an Area D Community Mental Health Center on the grounds of St. Elizabeths Hospital. It operates in the city. There is some coordination but very little. They operate extensive training programs. There is little feedback into the city. We would not propose to discontinue the training which is national in scope but would, in effect, have the services of the persons in training in the city while they are going through their training phase. I think we can continue to add to the national reservoir of persons trained skilfully at St. Elizabeths, but the District would receive some benefit while those persons are receiving the training.

I think further as we look at the whole picture the skills at St. Elizabeths, coupled with the skills we now have, and better coordination, we would have a total program well worth the cost.

I hope and I certainly believe that we can make the adjustments over the 10-year period to have that cost firmly fixed in the District's budget.

PERCENTAGE OF PATIENTS LOCAL RESIDENTS

Mr. NATCHER. Up to this time, of course, the amount paid by the District has been for services rendered to District residents at a per-day charge set by the Office of Management and Budget each year,

and some 97 or 98 percent of the patients at St. Elizabeths are District residents; isn't that right?

Mr. YELDELL. That is right.

We say it is about 85 percent.

Mr. NATCHER. This increase of $1 million requested, as you just stated, is to cover the cost of the proposed increased rate that has been fixed and this is the additional amount that the District must pay.

Mr. Coughlin.

Mr. COUGHLIN. I have no questions, Mr. Chairman.

NEW POSITIONS FOR MENTALLY RETARDED FACILITY

Mr. NATCHER. Mr. Yeldell, explain the increase of 100 positions under "Developmental disabilities" that are set forth on page 163.

[NOTE.—See revised listing of positions on p. 837.]

Mr. YELDELL. Mr. Chairman, this is an attempt to begin to meet the present problem we have at Forest Haven, which is our facility for the severely mentally retarded. These positions would go into program improvement and would allow us to begin a truly rehabilitative program. I believe the chairman is aware that Forest Haven was a part of the Children's Center and operated as a part of the Welfare Department?

In our reorganization we have moved that into the Mental Health Administration to begin to deal programmatically with the issue.

Forest Haven has about 1,300 residents at present. It is certainly filled to capacity. We find it quite difficult to really run a comprehensive program because of the shortage of staff currently there.

FUNDING OF NEW POSITIONS

Mr. NATCHER. You request no funds for these 100 employees.

Mr. YELDELL. We are requesting $1 million in revenue-sharing funds.

Mr. NATCHER. You are using existing funds available to the District at this time?

Mr. YELDELL. That is correct.

Mr. NATCHER. But there is no money in this bill for these 100 employees; that is, no additional money?

Mr. YELDELL. That is correct.

Mr. NATCHER. It comes under revenue sharing.

Mr. YELDELL. That is correct.

SOURCE OF FUNDING NOT SHOWN IN JUSTIFICATIONS

Mr. NATCHER. I know in one or two other instances we have had matters pertaining to revenue sharing and they show in the justifications. I am going to direct this to Mr. Coppie, Mr. Yeldell. What about this, Mr. Coppie; why don't you show these funds, even though the 100 employees are going to come out of revenue sharing? You show nothing. Are you still buying bonds, Mr. Coppie?

Mr. COPPIE. Mr. Chairman. Mr. Yeldell or Mr. Stewart can correct me if I am mistaken, but I believe the positions will be funded from a redirection of resources from within the Department.

Mr. NATCHER. But not revenue sharing.

Mr. COPPIE. They are not related to revenue sharing.

Mr. NATCHER. Funds within the Department—is that your understanding, Mr. Yeldell? This would be a good time to have that understood, Mr. Yeldell. The money man is sitting over here to your left.

Mr. YELDELL. I think we will be certainly able to straighten it out among us—as you recall in my statement I made the fact that we were looking at our budget in terms of our own resources and we went through a 10-percent redirection up or down.

Mr. NATCHER. Yes.

Mr. YELDELL. In that regard we allocated about $3½ million in already existing funds to new programs. In pulling the budget together for the city, the $3½ million was returned toward meeting the total obligation of the city. Then in the drafting of the budget for submission to the Hill the city then reallocated $3½ million in revenue-sharing funds for those purposes. So it is my understanding that the 100 positions and $1 million should show as a revenue-sharing item in the 1974 budget.

I believe in the budget document on page JA–161 in schedule I it does not show as an increase but it does show as $1 million on the revenue-sharing line. I think Mr. Coppie can take it from there. That is my understanding of it.

Mr. COPPIE. That analysis is correct.

Mr. NATCHER. That clears it up.

As far as this bill that is before the committee, no additional funding is requested for these 100 positions.

Mr. YELDELL. That is right.

ALCOHOLIC TREATMENT AND PREVENTION

Mr. NATCHER. Justify the increase of $700,000 for Alcoholic Treatment and Prevention, including 36 new positions.

Is alcoholism more serious than it was last year; are there more problems? Is it better under control? What is the situation now? How do you feel about it?

ALTERNATIVES FOR DEALING WITH ALCOHOLISM PROBLEM

Mr. YELDELL. I do not feel very good about it at this point. I think it is one of the reasons we are exploring several options to us. One is to pull alcoholism out of Mental Health Administration and combine it with the thrust that we have on narcotics. In other words, to give the polydrug approach plus alcoholism as a concentrated thrust within the Department.

Another is to take NTA and merge it and make it a bureau within Mental Health Administration and pull Alcoholism in that again with a concerted thrust but under the Mental Health umbrella.

We are concerned that there is a large problem of alcoholism in the city and we have not been able to give it the thrust it ought to have nor the dollars it should have.

I think this is what the Council recognized when it looked at the NTA budget and saw we were having a much lower case projection than we had before, and directed $700,000 from NTA to Alcoholism. We are using the money to improve service at the Rehabilitation Center for

Alcoholics as well as to complete the staffing and renovation of an existing facility and then to establish a new facility that will replace the one on O Street.

This will give us the thrust that will help us along the way.

It will help us with a better staffing ratio at RCA; that coupled with the capital improvement we are trying to set up at RCA will answer many of the complaints that were put out by the Washington Area Council on Alcoholism as related to the situation at RCA, which we basically concur with. The problem has been finding sufficient resources to put into the program to begin to deal with it.

UTILIZATION OF 1974 INCREASE

I believe this $700,000 is a step in the right direction. The positions would basically be those positions at RCA and those required to staff the residential facilities, the Clarendon House and the O Street facility being moved to Clarendon House.

Mr. NATCHER. It will require all 36 positions?

Mr. YELDELL. Yes.

MEDICAL PERSONNEL FOR ALCOHOLISM PROGRAM

Mr. NATCHER. You have a medical officer, GS–14; is that full time, Mr. Yeldell?

Mr. YELDELL. 40 hours out of the pay period. Half time.

Mr. NATCHER. GS–14 is how much?

Mr. YELDELL. For a medical officer I believe it is about $26,000.

Mr. NATCHER. You say half time.

How many hours a day are we talking about?

Mr. YELDELL. We say 40–80. Forty hours out of the 80-hour period. If you broke it down on that——

Mr. NATCHER. Break it down per day for me so I can understand it.

Mr. YELDELL. Four hours a day.

Mr. NATCHER. That is right high pay for doctors, is it not?

Mr. YELDELL. I would tell you it is hard to find them even at that pay. Doctors are earning significant sums.

Mr. NATCHER. I understand.

How many days a week?

Mr. YELDELL. Five days a week.

Mr. NATCHER. You feel that this amount is reasonable due to the fact that it is almost impossible to get them?

Mr. YELDELL. It is, Mr. Chairman.

POSITION OF FINANCE CLERK

Mr. NATCHER. Then you have a psychologist, program manager, on down the list here with a finance clerk. Why a finance clerk?

Mr. YELDELL. Those first positions you are looking at are to increase the staffing capability at the RCA facility. The patients do have accounts there. They do do rehabilitative work. There are patient accounts that have to be handled as well as other moneys they are receiving there from varying sources.

Mr. NATCHER. I understand.

STAFFING AND COSTS FOR NEW SERVICES

You also have a GS–14 medical officer as far as the new services are concerned?

Mr. YELDELL. That is right.

Mr. NATCHER. Along with two nursing assistants. Then you have an amount for travel. What is that small item of $200 for travel?

Mr. YELDELL. That is between those homes. I understand it is for the monitoring of the homes.

This is for the staff support required and the mileage in that regard.

Mr. NATCHER. You are requesting $120,300 for rent, utilities, and communications.

Mr. YELDELL. That is the heaviest factor—establish the homes and set up the telephone situation. But most of it is going to rents and utilities.

Mr. NATCHER. Most of the $120,300 goes for rent and utilities.

Mr. YELDELL. Yes, sir.

Mr. NATCHER. Also equipment. What would the $83,000 equipment consist of generally?

Mr. YELDELL. Staffing of the house itself, such as the beds and the furnishing of the house and the kitchen utensils.

Mr. NATCHER. Mr. Coughlin?

Mr. COUGHLIN. I have no questions, Mr. Chairman.

COMMUNITY HEALTH AND HOSPITALS ADMINISTRATION
(SEE PP. 701–703)

Mr. NATCHER. Next, the Community Health and Hospitals Administration where you are requesting $51,317,900 and 4,048 positions. There is no increase requested in the adjusted base but you are requesting 226 new positions.

Mr. YELDELL. That is correct.

Mr. NATCHER. The programs under this administration are, first, preventive services.

Mr. YELDELL. That is correct, sir.

Mr. NATCHER. Clinical services, Glenn Dale Hospital, D.C. General Hospital.

PREVENTIVE SERVICES

Under "Preventive services," what do we have as far as the increase is concerned?

Mr. YELDELL. No funds or positions.

Mr. NATCHER. They are all Federal grants.

Mr. YELDELL. The increase is.

Mr. NATCHER. The same on clinical services, Glenn Dale Hospital and also D.C. General.

Mr. YELDELL. No funds on D.C. General but 141 positions.

Mr. NATCHER. You say new temporary positions. Why temporary?

Mr. YELDELL. I don't understand that term, Mr. Chairman.

Dr. BLOUNT. They are not temporary. They are permanent positions.

STAFFING FOR D.C. GENERAL HOSPITAL

Mr. NATCHER. Very well, Doctor. If you print it, we will use it. It is there just as big as a gold dollar. It is up above. We took the wrong line. What about these 141 positions?

Mr. YELDELL. This is an attempt to bring D.C. General staffing back to a ratio at which it was.

Mr. NATCHER. First, before you take that up, excuse me for interrupting you. How many people do we have at D.C. General?

What is your personnel?

Mr. YELDELL. 2,061.

CONTROL OF DRUGS AT D.C. GENERAL HOSPITAL

Mr. NATCHER. Speaking of D.C. General, what is the siutation now from the standpoint of controlling narcotics and drugs? Long before you took over, Mr. Yeldell, and long before these doctors back here were assigned to their present positions, we used to have problems. As far as the street price of drugs lost at D.C. General it ran up at one time to $300,000 or $400,000. Then we were informed that a system had been perfected whereby there was a better accounting for drugs and they were not leaving the hospitals. It had stopped. Has it stopped?

Dr. DUNMORE. Yes, sir, it is better controlled at this time.

Mr. NATCHER. Doctor, that does not sound very good.

When you say "better controlled," what about it? Have you stopped the drugs going out the side doors and back doors?

Dr. DUNMORE. Yes; that has been stopped.

Mr. NATCHER. You have no difficulty with your accounting and the tracing of drugs from the standpoint of what you receive, what is used and what should be there? You have no problems now?

Dr. DUNMORE. No problems. To expand that a bit further, if I may, we anticipate going into a unit dosage system as of September 1973. This has been recommended by the Joint Commission on Accreditation of Hospitals. We intend to institute that system whereby we will have almost perfect control over drugs at that time.

Mr. YELDELL. I may say further, as evidence of that, $77,000 in our redirection has come from the amount of money available to District of Columbia General to purchase drugs. I would say yes, it has taken hold.

Mr. NATCHER. We are to understand, then, Doctor, that as far as the situation at the present time at District of Columbia General, we do not have that problem?

Dr. DUNMORE. Not that problem.

POSITIONS FOR HOSPITAL REACCREDITATION

Mr. NATCHER. What about these positions?

Tell us why they are necessary, please, and the urgency for them.

Mr. YELDELL. Yes, Mr. Chairman.

District of Columbia General is accredited each 2 years. At the time of the last accreditation at which time District of Columbia General received its full accreditation for the 2-year period, District of Columbia

General staffing was 2,200 positions approximately. In other words, the 2,016, plus the 141. These 141 positions were lost to District of Columbia General as the result of Congress action on abolishing all positions that had been vacant for 6 months or all coupled with the President's 5-percent mandatory reduction in the District. We have under redirection in the Department been able to fund these positions and have asked therefore, with the redirected funds, that Congress grant us the authority to reestablish these positions at District of Columbia General as essential to the accreditation and certainly necessary to bring us back to at least a medical-nursing care much nearer to that required of municipal hospitals.

I believe the current nursing ratio, which is a key indicator, is 4 hours or more per patient per day. That is the acceptable standard. Without these positions we would be at what level?

Dr. DUNMORE. 2.8.

Mr. YELDELL. With these positions we will be just at the 4-hour-per-patient standard.

Mr. Chairman, they are really essential positions to the really successful operation of District of Columbia General Hospital.

Mr. NATCHER. Mr. Coughlin.

FOOD SERVICES FOR INSTITUTIONS

Mr. COUGHLIN. Thank you, Mr. Chairman.

I don't know whether this is an appropriate place for this, but Mr. McEwen, who is attending another subcommittee meeting, had some questions he suggested I might ask. These, generally, are in regard to several institutions that you supervise.

I believe you have eight institutions in your Department; am I correct?

Mr. YELDELL. Yes.

Mr. COUGHLIN. In these institutions there are about 5 million meals served, I understand, at a cost in excess of about $5.8 million; is that correct?

Mr. YELDELL. That is probably very close to it if it is not the accurate figure.

Mr. COUGHLIN. Do you feel that there could be any improvement in the standards of food, service, and housekeeping that could effect economies?

Mr. YELDELL. Absolutely.

Mr. COUGHLIN. Have any studies been made in this connection?

CONSULTANT STUDY ON FOOD SERVICE

Mr. YELDELL. There has been one outside study that was done. I believe it was done by the Del Monte Corp. This is out of Buffalo, N.Y. However, that study only addressed itself to a management of our resources in certain locations. It did not address itself to the total food service program of the Department of Human Resources, nor to alternate ways of doing that.

INTERNAL STUDY ON FOOD SERVICE

We have underway such a study in our own Department. As you know, one of the things we have established in the reorganization of the Department is an Office of Inspection and Program Analysis, and that office has been looking at the food service problem in all of the institutions. We do believe that with the quantity of meals being served per day that there are significant avenues of savings that can be effected. For instance, just to give you a short example, we are currently faced with the dilemma of whether or not to replace the food cart at District of Columbia Village or go to an alternate feeding mechanism—I believe using the Aladdin system, which is a previously prepared meal, which has its tray for service, and comes to the patient with warm meals. It apparently has all the allowances necessary for special dieting. That is the last factor we are hung up on. We are looking at that method at District of Columbia Village now. I believe a study has recommended that we go with that rather than replace those food carts which cost us about $4,000 a cart. There are huge numbers of them that are required.

SAVINGS AND BETTER QUALITY OF FOOD SERVICE

I think, Mr. Coughlin, in direct answer to your question I would say we believe there are savings that can be effected that will not only result in savings but better quality of service to the patients; we are very eager to effectuate this kind of study and, therefore, implement the kind of program we are talking about.

IMPROVED LAUNDRY SERVICES

I would say we are extending it beyond that to our laundry service as well.

I believe we operate four laundries at separate facilities. It is all part of bringing together under one department head what existed as separate departments before, and each of these departments operated separate institutions. Bringing them together there is some value to consolidation. We are not prepared at this point to make such a recommendation because we are still looking at it.

We do believe it can be done and will result in a better quality of service at lower cost.

TIME SCHEDULE FOR IMPLEMENTING IMPROVEMENTS

Mr. COUGHLIN. When do you expect that your studies of this would be completed?

Mr. YELDELL. As you notice in this budget we are asking for money to effectuate this at Forest Haven, which will have offshoots in the whole department. It is an extensive study that should reveal problems with the existing system not the least bit of which is going to be labor problems. In other words, if we institute a system that does not need the people, what happens to those persons and the resulting effect on the District? It does take a great deal of time to work through

that and come up with what is the best approach, all factors being considered.

Mr. COUGHLIN. When would you expect to take some action?

Mr. YELDELL. I would hope we would have something definitive in the next fiscal year. I know our internal study will certainly be completed within the next 2 or 3 months and we will have some much better data at that time.

Mr. COUGHLIN. Your internal study will be completed in the next 2 or 3 months and you would expect to take some action in the next fiscal year in trying to reduce the costs?

Mr. YELDELL. Yes.

Mr. COUGHLIN. Thank you, Mr. Chairman.

DISTRICT OF COLUMBIA VILLAGE

Mr. NATCHER. Now, Mr. Yeldell, let us take up District of Columbia Village where you are requesting $5,949,800 and 593 positions. There is no increase in funds but you are requesting 85 additional positions.

FUNDING FOR NEW POSITIONS

How would these 85 new positions be funded, Mr. Yeldell?

Mr. YELDELL. Again, this is the same area of the redirections and ultimately revenue-sharing money.

Mr. NATCHER. The same as the 100 positions we discussed a few minutes ago?

Mr. YELDELL. Yes, and the 141 at District of Columbia General. They would be used to give us a better nursing ratio. District of Columbia Village also was operated by the Welfare Department. We have now shifted that to the Community Health Hospitals Administration, recognizing that is the prime ingredient of need that the people have. This will allow us to have a nursing ratio at District of Columbia Village of 2.3 and the minimum is 2.25. The minimum allowable is 2.25 for certification under medicaid.

Mr. NATCHER. All 85 positions are necessary?

Mr. YELDELL. Extremely vital, sir.

Mr. NATCHER. Of course, next year you might not succeed with Mr. Coppie in getting these under revenue sharing. You might have to go back in the budget. He is hard to deal with for 2 straight years, Mr. Yeldell. It is right easy now under revenue sharing. Do you suppose you will have any trouble next year on the funding?

Mr. YELDELL. Mr. Chairman, my approach was to redirect the money to achieve this and, therefore, make it a permanent part of the DHR budget base.

Mr. Coppie put it under revenue sharing. I am sure we will find the same cooperation with him in succeeding years.

PATIENT CARE AT DISTRICT OF COLUMBIA VILLAGE

Mr. NATCHER. Mr. Yeldell, I have noticed from time to time newspaper articles concerning safety of the patients at District of Columbia Village. According to one of the articles, the head of District of Columbia Village yesterday said numerous patients at the city's home for the aged have suffered injuries because of inadequate care and a

few have been physically abused by attendants. That is a right serious charge, Mr. Yeldell. What about this? Have you looked into it? What is the situation?

Mr. YELDELL. We have looked into it. I might introduce Dr. Shuford, who is the Acting Executive Director at District of Columbia Village. I would say, Mr. Chairman, that there obviously are problems at District of Columbia Village that have been occasioned by, one, its having been in the Welfare Department and not the Health Department, and two, the adequate staffing pattern there. However, that has to be coupled with the fact that you are dealing with a population with an average age of 75. Any time you try to work with these patients other than keeping them in bed, injuries are going to occur. Many of those things that were alluded to as patient abuse were not patient abuse at all but were the result of falls that patients had made in the normal course of carrying out a day at District of Columbia Village.

INCIDENT REPORTS ERRONEOUSLY INTERPRETED BY PRESS

The Village has a standard operating procedure that any time a patient is injured, from whatever the source, they filed what they call an incident report. This was interpreted to mean that there had been actually a case of abuse—that is, interpreted by the media to mean that—when in our case it was not the case at all. We have found cases of patients who have reported no problems at all and upon routine medical examination find they have dislocated hips or fractured some part of the body. It is a problem. There are other factors that we can address ourselves to that will certainly minimize such areas.

SAFETY IMPROVEMENTS AT DISTRICT OF COLUMBIA VILLAGE

For instance, Dr. Shufford has come in with a recommendation that there be skidproof bathtubs. In other words, doing something to the bathtub to make it skidproof. This is a minimal change in terms of dollars but it would effect a great amount of savings in injuries to patients.

These are the kind of things we are working through, Mr. Chairman.

I think the Village has done a tremendous job in the last year in correcting problems of abuse that were allowed to accumulate over many years.

I think it is unfortunate that the media took off on an attack without dealing with the comparative nature of those institutions.

I think we have done tremendous things. I think it will grow much better in the health unit. We have better medical coverage now than we have had before. Yet according to the media we had a major medical problem.

I think it is these kinds of things that we have been able to effect by having the Health Administration take it over and put it in its proper perspective than was ever done in the Welfare Department. It does not mean there are not problems there and that is why we are addressing as a major priority the assignment of 85 new positions to give us a better patient coverage situation.

Overall I think it has made tremendous progress in a year and I think the staff there ought to be complimented for the tremendous job they have done.

SIZE OF STAFF AT DISTRICT OF COLUMBIA VILLAGE

Mr. NATCHER. What is the total personnel at District of Columbia Village at this time?

Mr. YELDELL. We now have 508 persons.

Mr. NATCHER. 508?

Mr. YELDELL. Yes.

Mr. NATCHER. All aboard, all funded.

Mr. YELDELL. Yes. 508 District, and it looks like 74 that are funded through Federal funds, for a total of 582.

Mr. NATCHER. Then you are requesting 85 additional?

Mr. YELDELL. Yes.

Mr. NATCHER. That would be 667 total staff. You would have more employees than you have patients.

Mr. YELDELL. No, with the other 85 positions we will be able to open up 100 beds that are now closed and the population will be 800.

Mr. NATCHER. It will be 800 instead of between 600 and 700?

Mr. YELDELL. That is correct.

INCORRECT PRESS REPORT

Mr. NATCHER. Dr. Shuford, they quote you in this article as stating, "There is no excuse for the things that have gone on and they have got to be stopped" and you believe that.

Dr. SHUFORD. That was not a correct statement.

Mr. NATCHER. I see. I was going to ask you about that. It sounded good to me, providing the conditions existed that you were going to stop. You say they did not quote you right on it?

Dr. SHUFORD. Not exactly. It was turned around.

Mr. NATCHER. I am surprised to hear you say that, Doctor, because I always thought the newspapers always quoted everybody correctly.

Dr. SHUFORD. In this instance they did not.

Mr. NATCHER. I see what you mean.

Dr. SHUFORD. I am saying Mr. Yeldell has indicated there are problems and those are problems that we are attempting to address.

Mr. NATCHER. As far as any people being mistreated and the patients being abused, that condition is not going to continue if it ever has existed, is that correct, Doctor?

Dr. SHUFORD. That is very true.

NEWSPAPER ARTICLE DISTORTED

Dr. STANDARD. Of the 139 cases they cited, 136 were documented to be pure incidents where somebody getting out of a wheelchair would slip and fall or somebody getting out of a bathtub. There were three questioned. Of those three, two of the persons charged were vindicated and there was one that was not completely investigated. It was completely distorted to give you the impression that there were 139

incidents all of which were patient abuse; 136 were clearly documented minor accidents where someone got out of a chair or slipped and fell. There were three questionable incidents and two persons were vindicated and the third is still under investigation.

ASSURANCE OF PROPER PATIENT CARE

Mr. NATCHER. As far as you gentlemen are concerned, and especially you, Mr. Yeldell, as the Director, you are certainly going to see that conditions such as this do not exist at any time at the District of Columbia Village so far as patient mistreatment is concerned?

Mr. YELDELL. That is correct, Mr. Chairman.

Mr. NATCHER. That is what the people want and that is the way it should be. You have a lot of good people around you. You have fine people, I think. You have heard me say that before. We have a lot of dedicated, able people in the District government, and I think you have your share in your Department.

Mr. YELDELL. I believe that, too, Mr. Chairman.

Mr. NATCHER. I sincerely believe that.

NARCOTICS TREATMENT ADMINISTRATION (SEE PP. 704–705)

Let us take up next the Narcotics Treatment Administration, where you are requesting $4,916,200 and 314 positions. This represents an increase of $836,400 and 58 new positions. What about this increase, Mr. Yeldell?

Mr. Yeldell, is Dr. DuPont still with you?

Mr. YELDELL. Yes, he is. He will be leaving very shortly.

Mr. NATCHER. Is he accepting a position with HEW?

Mr. YELDELL. No, sir. He will be going to the new Special Actions Office for Drug Abuse Prevention.

Mr. NATCHER. This program is in the White House.

Mr. YELDELL. Yes, sir.

FUNDING BELOW 1973 LEVEL

Mr. Chairman, the increase is a misnomer in terms of absolute dollar increase because actually NTA would be operated in fiscal 1974 at about, I believe, a million dollars less than it had in total resources in 1973. NTA had a significant amount of dollars in title IV–A funds. With a wipeout of title IV–A, we are requesting to maintain program effort in 1974, and so we are picking up part of that cost.

It looks like a reduction of $1.3 million in terms of what it had to operate in fiscal 1973 and what it will have if this is granted in fiscal 1974.

SHIFT IN FUNDING OF POSITIONS FOR NARCOTICS UNIT

Mr. NATCHER. What about the additional 58 positions, Mr. Yeldell? I am speaking of additional positions under the Narcotics Treatment Administration.

Mr. YELDELL. That is a pickup of the positions associated with the grant money that we are picking up. In other words, title IV–A funds

that were wiped out funded those positions and provided us with the dollars that we asked for as an increase.

Mr. NATCHER. This is now placed on the District.

Mr. YELDELL. This will be shifting it on the District government but still at less than we had in 1973.

DERCEASE IN NARCOTICS UNIT FUNDING

Mr. NATCHER. How much less?

Mr. YELDELL. $1,300,000 total less in dollars and I do not know how many less in personnel.

There were originally 194 positions. It is 136 less.

RECEIVING HOME FOR JUVENILES

Mr. NATCHER. From time to time I hear that, on the other side, a request has been made of the Commissioner that there be a delay of a year in building the juvenile unit. I believe this is construction of the new $6,500,000 receiving home for juveniles. Why the request for a delay, Mr. Yeldell?

Mr. YELDELL. As I understand it, sir, the request was generated by Senator Bayh to the Mayor, and it was based on the fact that under court order we closed out the old receiving home. We were able to do that, Mr. Chairman, not, as reported, by a plan of Judge Greene, but by our own plan in which we were able to shift some of the population to Cedar Knoll and Oak Hill as well as place some children in what we call home detention.

We have done that, Mr. Chairman, and we see that it is operating. However, it is not a rationale for not building the new receiving home.

DELAY IN CONSTRUCTION OF JUVENILE RECEIVING HOME

Mr. NATCHER. At that point, Mr. Yeldell, when did we appropriate these funds?

Was it last year or 2 years ago?

Mr. YELDELL. I believe they were appropriated 2 years ago.

Mr. NATCHER. Why the delay? In other words, 2 years ago funds were appropriated for construction. No move has been made to place this facility under construction. Why?

Mr. YELDELL. Considerable motion has taken place, Mr. Chairman. Originally the request was for a facility that I believe was about 227 beds. The Council acted on that and it was reduced to 128 beds. Then this committee took the action indicating that it could not exceed $6 million in total cost. I think $½ million had been appropriated and then you appropriated $6 million additional.

Mr. NATCHER. Making a total of $6,500,000.

Mr. YELDELL. That is correct.

Then the Architect had to redraw the plans based on that $6 million limitation.

STATUS OF JUVENILE RECEIVING HOME CONSTRUCTION

As I understand, the bids are prepared to go out now for the actual construction. In other words, final design has been completed, draw-

ings have been made, and the facility is now ready for bid and for actual construction.

PROBLEMS RESULTING FROM CLOSING OF OLD RECEIVING HOME

Again, Mr. Chairman, even though we have been able to shut down the old receiving home, we find that it has caused serious problems in the program in that we have now a commingling of adjudicated and nonadjudicated delinquents at the Cedar Knoll facility and Oak Hill. In addition, serious problems are encountered in transportation moving from the facility at Laurel to the courts, and many of these have to be done on a daily basis as well as for parents to get to the kids.

RECOMMENDATION TO PROCEED WITH CONSTRUCTION

There are many problems associated with it. Certainly we have recommended in response to the Senator's request that we proceed with the building of a facility as it has been originally planned.

Mr. NATCHER. This started back in 1968, as I recall.

Mr. YELDELL. I believe that is correct.

CAPITAL IMPROVEMENT PROJECTS

Mr. NATCHER. Now let us take up next Capital Improvement where you are requesting a total of $5,232,500 for five projects set out in order of priority on page JA–CAP–1. We will insert the justification material in the record at this point.

[The justification material follows:]

1974-1979
CAPITAL IMPROVEMENTS PROGRAM SUMMARY
(dollars in thousands)

FORM OBFM 10 (Rev. 4/24/72)

Date of Preparation December 20, 1972

Fund General

Page	Priority	Project Number	Project Title	Service Area	Estimated Total Project Cost	Prior Appropriations	Capital Budget Request 1974	Program Estimate FY 1975	FY 1976	FY 1977	FY 1978	FY 1979	Estimate Beyond Program Period
JA-CAP-2	1	21-68	New Morgue Building D.C. General Hospital	CW	2,400.0	CS 150.0	CS 50.0 C 2,000.0	E 200.0					
JA-CAP-3	2	JA-101	Relocation of RCA Complex	CW	75.0	.....	PS 75.0						
JA-CAP-5	3	21-52	Air Condition Remaining Building (Patient) D. C. General Hospital	CW	4,519.0	2,028.0	CS 19.5 C 1,775.0	CS 63.5 C 633.0					
JA-CAP-6	4	23-109	Air Condition School Plant Facilities, Children's Center	LM	1,193.0	....	CS 108.0 C 1,085.0						
JA-CAP-7	5	JA-100	Renovation Food Service Facilities, Forest Haven	LM	1,320.0	....	CS 120.0	C1,200.0					
			Total.....		9,507.0	2,178.0	5,232.5	2,096.5					

Agency Department of Human Resources

For each project indicated in FY 1974 through the beyond column indicate before the amount of funding: PS (preliminary survey), S (site), CS (construction services), C (construction), and E (equipment).

FORM OBFM 7 (Rev. 4/22/72)

CAPITAL IMPROVEMENTS PROJECT SCHEDULE
FISCAL YEARS 1974-1979
(dollars in thousands)

Date of Preparation December 20, 1972

Fund General

Project Number: 21-68 (24-50)
Project Title: New Morgue Building'

Project Location: D.C. General Hospital

Square & Lot Numbers: N/A

Community Services Area No. CW

Capacity of Facility:

Agency Priority: 1
Estimated Occupancy Date:
Month Jan. Year 1975

Replacement [ ] New [X]
Expansion [ ] Modernization [ ]

Model Cities Area: [ ] Yes [X] No

Urban Renewal Area: N/A
Credit % .....

Estimated Operating Budget Costs

	Current	1st Year	2d Year
Maintenance .		66.0	
Program	392.6		
Federal Grant			
Total	392.6	66.0	

Relocation Data N/A
Families .....
Individuals ..
Businesses ...
Other .....

Federal Grant Funds
Grantor .... N/A

Federal % ..

Capital Improvements Project Estimate	Estimated Total Project Cost	Prior Appropriations	Unobligated Balance	Appropriation Request FY 1974	Program Estimate FY 1975	FY 1976	FY 1977	FY 1978	FY 1979	Estimate Beyond Program Period
Prel. Surv...										
Site.....										
Cons. Serv...	200.0	150.0		50.0						
Construction	2,000.0			2,000.0						
Equipment....	200.0				200.0					
Total	2,400.0	150.0		2,050.0	200.0					

PROJECT JUSTIFICATION: This new facility is urgently needed to replace the existing morgue so that the D.C. Medical Examiner can accomplish the assigned functions and responsibilities of his office and that of the District of Columbia. There existed a need for additional work space under the previous Office of the Coroner, then with introduction of the Medical Examiner with additional functions and responsibilities the need for this facility is apparent. The existing morgue is inadequate in size, functional layout, physical operation condition to house this function.

SCOPE OF WORK OUTLINE: The building shall be designed to provide well defined Administrative and operation areas and for future expansion. Some of the facilities to be included are: Autopsy-Rooms, X-ray areas, Crematory Room, Clothing Room, Refrigeration areas, lobby and waiting areas, General Laboratory Rooms, kitchen/dinning, toilets and locker rooms, Administrative areas, garage facility, storage, etc. Site work to be included.

Agency Department of Human Resources

FORM OBFM 7 (Rev. 4/22/72)

CAPITAL IMPROVEMENTS PROJECT SCHEDULE
FISCAL YEARS 1974-1979
(dollars in thousands)

Date of Preparation December 20, 1972

Fund General

Project Number: JA-101
Project Title: Relocation of RCA Complex

Project Location: Unknown

Square & Lot Numbers: Unknown

Community Services Area No. CW

Capacity of Facility:

Agency Priority: 2
Estimated Occupancy Date:
Month _____ Year _____

Replacement [X] New [X]
Expansion [ ] Modernization [ ]

Model Cities Area: [ ] Yes [ ] No

Urban Renewal Area:
Credit % ..... Unknown

Estimated Operating Budget Costs

	Current	1st Year	2d Year
Maintenance .			
Program			
Federal Grant			
Total			

Relocation Data
Families .....
Individuals ..
Businesses ... Unknown
Other .....

Federal Grant Funds
Grantor ....
Unknown
Federal % ..

Capital Improvements Project Estimate	Estimated Total Project Cost	Prior Appropriations	Unobligated Balance	Appropriation Request FY 1974	Program Estimate FY 1975	FY 1976	FY 1977	FY 1978	FY 1979	Estimate Beyond Program Period
Prel. Surv...	75.0			75.0						
Site.....										
Cons. Serv...										
Construction										
Equipment....										
Total	75.0			75.0						

PROJECT JUSTIFICATION: Due to the present conditions and circumstances relating to this Department's Alcoholic Treatment Programs a comprehensive survey is required to explore the possibility of moving the Rehabilitation Center for Alcoholics into the District from Occoquan, Virginia. The study is needed to explore the alternatives implied in such a move. The reasons this location change is under consideration are:

1. The Rehabilitation Center is presently located at a distance which causes considerable traffic of patients and personnel

SCOPE OF WORK OUTLINE: The study should relate and recommend:

1. Alternate ways the RCA patient population could be cared for including use of existing buildings and/or new construction in boundaries of the District.
2. Evaluation of program impact of these alternates, including future projections.
3. Cost benefit analysis of the alternates including both capital cost and program budget.
4. Plan projects in the time frame for the most feasible

Agency Department of Human Resources

JA-101	Justification (Continued)	Scope of Work (Continued)
	to and from the District. 2. Treatment is not as comprehensive as it might be since most DHR health care facilities and resources are located in the District. A possible move might increase the totality of care available.	of the suggested options.

Agency Department of Human Resources

FORM CBFM 7 (Rev. 4/22/72)

CAPITAL IMPROVEMENTS PROJECT SCHEDULE
FISCAL YEARS 1974-1979
(dollars in thousands)

Date of Preparation December 20, 1972

Fund General

Project Number: 21-52
Project Title: Air Condition Remaining Buildings, (Patient)
Project Location: D.C. General Hospital 19th & Mass. Ave. S.E.

Square & Lot Numbers: N/A

Community Services Area No. C/W

Capacity of Facility: N/A

Agency Priority: 3
Estimated Occupancy Date:
Month Dec. Year 1974

Replacement ☐ New ☐
Expansion ☐ Modernization ☒

Model Cities Area: ☐ Yes ☐ No

Urban Renewal Area: N/A
Credit % .....

Estimated Operating Budget Costs

	Current	1st Year	2d Year
Maintenance .			
Program		58.4	
Federal Grant			
Total		58.4	

Relocation Data N/A
Families .....
Individuals ..
Businesses ...
Other .....

Federal Grant Funds
Grantor .... N/A

Federal % ..

Capital Improvements Project Estimate	Estimated Total Project Cost	Prior Appropriations	Unobligated Balance	Appropriation Request FY 1974	Program Estimate FY 1975	FY 1976	FY 1977	FY 1978	FY 1979	Estimate Beyond Program Period
Prel. Surv...										
Site.....										
Cons. Serv...	411.0	328.0	177.5	19.5	63.5					
Construction	4,108.0	1,700.0	1,700.0	1,775.0	633.0					
Equipment....										
Total	4,519.0	2,028.0	1,877.5	1,794.5	696.5					

PROJECT JUSTIFICATION: A long standing policy of the District Government is to provide air conditioning of all D.C. Government owned buildings with highest priorities given to medical facilities housing patients. This project will provide air conditioning of patient areas in the present non-air conditioned major medical care areas, D.C. General Hospital. These areas are in the Pediatrics and Children's Building, the present Obstetrics Building, Area C Mental Health Center, and the Area C Health Center (former P.C.R.C.) and the formal out-patient building.

SCOPE OF WORK OUTLINE: Air Conditioning of these buildings is to be accomplished by utilizing large centrally located chilled water cooling systems attached to combination new cooling-heating unit ventilators or new fan units as applicable. Necessary minor alterations will be made to the existing heating system.

Agency Department of Human Resources

FORM OBFM 7 (Rev. 4/22/72)

CAPITAL IMPROVEMENTS PROJECT SCHEDULE
FISCAL YEARS 1974-1979
(dollars in thousands)

Date of Preparation December 20, 1972

Fund General

Project Number: 23-109
Project Title: Air Condition School Plant Facilities
Project Location: Children's Center Laurel, Maryland

Square & Lot Numbers: N/A

Community Services Area No. LM

Capacity of Facility:

Agency Priority: 4
Estimated Occupancy Date:
Month May Year 1975

Replacement [ ] New [ ]
Expansion [ ] Modernization [X]

Model Cities Area: [ ] Yes [ ] No

Urban Renewal Area:
Credit % ..... N/A

Estimated Operating Budget Costs

	Current	1st Year	2d Year
Maintenance .		7.0	
Program			
Federal Grant			
Total		7.0	

Relocation Data
Families ..... N/A
Individuals ..
Businesses ...
Other .....

Federal Grant Funds
Grantor .... N/A

Federal % ..

Capital Improvements Project Estimate	Estimated Total Project Cost	Prior Appropriations	Unobligated Balance	Appropriation Request FY 1974	Program Estimate FY 1975	FY 1976	FY 1977	FY 1978	FY 1979	Estimate Beyond Program Period
Prel. Surv...										
Site.....										
Cons. Serv...	108.0			108.0						
Construction	1,085.0			1,085.0						
Equipment....										
Total	1,193.0			1,193.0						

PROJECT JUSTIFICATION: School plant facilities are used for the conduct of educational activities throughout the Calendar Year, during both the day and evening hours. During the spring and summer months, extreme heat precludes adequate study and learning. With air conditioning, it will be possible to conduct more effective educational activities. A central system should be coordinated with the existing heating system.

SCOPE OF WORK OUTLINE: Removal of present heating units (radiators, etc.) and replace with units which will heat as well as air condition. Where advisable to retain existing equipment, separate air conditioning units will need to be installed.

Agency Department of Human Resources

FORM OBFM 7 (Rev. 4/22/72)

CAPITAL IMPROVEMENTS PROJECT SCHEDULE
FISCAL YEARS 1974-1979
(dollars in thousands)

Date of Preparation December 20, 1972

Fund General

Project Number: JA-100
Project Title: Renovate Food Service Facilities, Forest Haven
Project Location: Children's Center Laurel, Maryland

Square & Lot Numbers: N/A

Community Services Area No. 1M

Capacity of Facility:

Agency Priority: 5
Estimated Occupancy Date:
Month Sept. Year 1975

Replacement [ ] New [ ]
Expansion [ ] Modernization [X]

Model Cities Area: [ ] Yes [X] No

Urban Renewal Area:
Credit % ..... N/A

Estimated Operating Budget Costs

	Current	1st Year	2d Year
Maintenance .		0	0
Program			
Federal Grant			
Total		0	0

Relocation Data
Families ..... N/A
Individuals ..
Businesses ...
Other .....

Federal Grant Funds
Grantor .... N/A

Federal % ..

Capital Improvements Project Estimate	Estimated Total Project Cost	Prior Appropriations	Unobligated Balance	Appropriation Request FY 1974	Program Estimate FY 1975	FY 1976	FY 1977	FY 1978	FY 1979	Estimate Beyond Program Period
Prel. Surv...										
Site.....										
Cons. Serv...	120.0			120.0						
Construction	1,200.0				1,200.0					
Equipment....										
Total	1,320.0			120.0	1,200.0					

PROJECT JUSTIFICATION: The food service building at Forest Haven was constructed in 1938 and was designed to serve 650 patients, but has accommodated almost twice that number in the past decade. In 1961 one relatively minor renovation was made. Even with normal use to serve the original capacity of 650, an extensive renovation of the facilities is long overdue. The excessive taxing of the kitchen facilities beyond their intended capacity over the past several years has compounded the problem by shortening the life span of the equipment. Also, additional new and more facilities would provide for improved sanitation conditions as a safeguard for the residents' health and safety of the

SCOPE OF WORK OUTLINE: Kitchen Facility: An addition to the building for additional and modern equipment, food storage refrigeration and freezer. In both new and existing facility, installation of quarry floor tile, glazed wall finishes, lighting, ventilation, security and fly window screens, loading docks, staff locker and toilet rooms. 16 Cottage Dinning Areas: General renovations such as new floor and wall finishes, lighting, air conditioning/ventilation, trash compactors, installation/replacement of refrigerators, dispensers, ice making

Agency Department of Human Resources

Justification (Continued)

food service staff.

Scope of Work (Continued)

machines, and related equipment. Overall interior redecorating.

Agency Department of Human Resources

95-872 O - 73 - pt. 2 -- 53

New Morgue Building (See P. 825)

Mr. Natcher. First, under the "New Morgue Building," you are requesting $50,000 additional for construction services and $2 million for construction, making a total of $2,050,000 on a $2,400,000 project.

DECREASE IN PROJECT COST

This figure, as I understand now—and Colonel Starobin is here—this one has gone the other way. That is good. This is down from $3,016,000 to $2,400,000. You are going to get that plaque, Colonel. Is there any catch in this?

Mr. Starobin. A little bit of a catch, sir.

Mr. Natcher. Let me have it.

Mr. Starobin. I'd appreciate getting a plaque like that, particularly on a Friday afternoon.

Mr. Natcher. I may take it back right quick.

INCREASE IN BUDGET ESTIMATE

Mr. Starobin. You may have to take a corner off. This figure fails to take into account $200,000 for fixed equipment. This fixed equipment includes autopsy tables and items like that that are built into the facility. That would still represent a reduction over last year. But the total figure would now be $2,600,000 and there would be $200,000 for equipment in 1947 and $200,000 in 1975.

Mr. Natcher. Making a total of how much?

Mr. Starobin. $2,600,000 total.

Mr. Natcher. Give me the other figures again.

Mr. Starobin. $200,000 for equipment in fiscal 1974 and $200,000 in fiscal 1975. To differentiate between the two, the equipment in 1974 is the fixed, built-in equipment. The equipment in 1975 is the mobile equipment—desks, tables, rolling tables, and various other equipment that outfit this facility, sir.

STATUS OF PROJECT

Mr. Natcher. What is the status of the project at this time?

Mr. Starobin. It is in the final stages of design. We expect completion of design in July of this year.

SIZE AND SQUARE FOOT COST

Mr. Natcher. How many square feet are we discussing?

Mr. Starobin. We have reduced the size of this building to 28,000 square feet. Last year it was 32,800.

Mr. Natcher. At a total cost of how much per square foot?

Mr. Starobin. $54.50 per square foot for the basic facility.

Then we have certain other costs, like special foundations, elevators, special features, site development, bringing it to a total of $2 million for the facility itself.

NEED FOR NEW MORGUE BUILDING

Mr. NATCHER. As I recall under the old setup and the one now in existence, they are working in the alley, outside of the building, under all kinds of hardships.

Mr. STAROBIN. Yes, sir.

Mr. NATCHER. As far as the operation of the morgue is concerned, I certainly feel that a new facility is very much in order. How does this building compare with those real fancy ones that you are building in the Police Department? Colonel, you know when you have them up to $4½ and $5 million, if you had all the personnel in the building at one time you would only have 500 people. How does the size of this facility compare with those?

Mr. STAROBIN. The size of one of the new District station houses is 44,000 square feet. This is 28,000 square feet or 55 to 60 percent of the Police District Station House.

Mr. NATCHER. The cost of this one seems very much in line, Colonel, as far as the building is concerned. I say that to you frankly.

You and I don't agree on the price of those others. They are a little high, Colonel. I think you have gotten this one down to where it should be.

The funds could be utilized in the fiscal year 1974?

Mr. STAROBIN. Yes, sir.

RELOCATION OF CENTER FOR REHABILITATION OF ALCOHOLICS

(SEE PP. 826–827)

Mr. NATCHER. Next, we take up the Relocation of Rehabilitation Center for Alcoholics, where you are requesting $75,000 for a preliminary survey to explore the possibility of moving the Rehabilitation Center for Alcoholics into the District from Virginia. Where are you planning to move this facility?

Mr. YELDELL. We do not know where we are going to move it. We want to get it into the District of Columbia itself.

Mr. NATCHER. And bring it out of Virginia?

Mr. YELDELL. Yes.

Mr. NATCHER. How long has it been in Virginia?

Mr. YELDELL. I do not know how long it has been there.

Mr. NATCHER. A number of years.

Mr. YELDELL. It is colocating with the Lorton Complex, which is certainly bad in relation to the fact that we are dealing with a health problem rather than a correctional problem.

Mr. NATCHER. This is for a preliminary survey concerning relocation. You consider the amount necessary at this time?

Mr. YELDELL. I do, yes, sir.

FINANCING OF PROJECT WITH 15-YEAR LOAN

Mr. NATCHER. Why would this amount be in the capital outlay budget which is financed on a 30-year loan basis? How do you account for that?

Mr. Coppie, maybe you are the one who ought to say a few kind words about that.

Mr. COPPIE. I would be very glad to, Mr. Chairman.

I think, first, for a project that does require a preliminary survey, it has been normal practice to have the preliminary service funds paid for from the capital outlay appropriation. On the other hand, we have been sensitive to the 30-year requirement. We do have confirmation from the Treasury Department that we can borrow for less than 30 years. In this case we would propose to borrow for a period of 15 years or less.

Mr. NATCHER. You feel that this item is justified under the capital outlay provision of the law that you operate under?

Mr. COPPIE. We do, Mr. Chairman.

AIR-CONDITIONING REMAINING BUILDINGS AT DISTRICT OF COLUMBIA GENERAL HOSPITAL (SEE P. 828)

Mr. NATCHER. Let us take up next air conditioning remaining buildings, District of Columbia General Hospital. You are requesting $19,500 additional for construction services and $1,775,000 for construction, making a total of $1,794,500.

STATUS OF PROJECT

What is the status of this project?

Mr. STAROBIN. Sir, if I could speak to that, this is the continuation of a project for which we received funds last year.

The project is presently under design, both last year's segment and the segment we are asking for this year.

We combined that into one design project, but it can be let in two separate construction packages. That design will be complete in September, 1973. The 1973 funds were appropriated for the Pediatrics and Crippled Children's Building and the Area C Community Health Center.

The construction funds requested in 1974 are for the Area C Mental Health Building and the former Out-Patients Building. If the Congress should appropriate this money, we would go on out in a combined contract for the construction.

AIR-CONDITIONING OF OBSTETRICS UNIT PLANNED FOR 1975

Mr. NATCHER. If this is approved, Colonel, we would then have the D.C. General Hospital as such completely air-conditioned, is that correct?

Mr. STAROBIN. There is one segment left out. There is a segment asked for in 1975. The remaining segment is the Obstetrics Building.

Mr. NATCHER. I believe you set forth in the justifications an amount of $696,500 for air-conditioning the remaining segment, is that correct?

Mr. STAROBIN. That is correct. That is for the Obstetrics Building, which is not included in this package.

Mr. NATCHER. So with the amount before us, plus the amount for 1975, you would then have D.C. General Hospital completely air-conditioned.

Mr. STAROBIN. That is right, all the patient areas of the hospital.

Mr. NATCHER. If approved the funds could be used in the fiscal year 1974?

Mr. STAROBIN. Yes, sir.

Air-Condition School Plant Facilities at Children's Center
(See p. 829)

Mr. Natcher. Now we take up next, Mr. Yeldell, the request for funds to air-condition school plant facilities, Children's Center, Laurel, Md., where you are requesting $108,000 for construction services and $1,085,000 for construction, making a total of $1,193,000.

NEW PROJECT

I believe this is a new project.

Mr. Yeldell. Yes, it is, Mr. Chairman.

Mr. Natcher. Is it necessary at this time?

Mr. Yeldell. Yes, Mr. Chairman, because this is basically the school plant facility in which we do have programs operating year round.

SIZE OF AREAS TO BE AIR-CONDITIONED

Mr. Natcher. What area is involved and how many square feet do we have? Give us an idea of the number of square feet.

Mr. Starobin. I believe I can speak to that.

The type of facilities we are talking about, for instance, the Maple Glen School has 35,691 square feet. That is an old facility and to air-condition it would come to $8.99 a square foot. The Cedar Knoll School has 41,068 at that same per square foot price. The Cedar Knoll Vocational Shop Building has 13,638 square feet. The per-square-foot cost is $5.98, since this is a newer facility and the ventilating equipment is newer and can be converted more easily.

The Oak Hill Academic Building has 5,010 square feet, the Oak Hill Activities Building has 10,652 square feet, the Oak Hill Gymnasium Building has 19,037 square feet, and the Oak Hill has 15,004 square feet. All of the last mentioned facilities would cost $5.98 per square foot.

Mr. Natcher. Colonel, if approved, the funds could be used during the fiscal year 1974?

Mr. Starobin. Yes, sir.

Mr. Natcher. Is there anything else on this Children's Center as far as air-conditioning is concerned?

Mr. Coughlin.

Mr. Coughlin. Thank you, Mr. Chairman.

What is the Children's Center?

EXPLANATION OF CHILDREN'S CENTER

Mr. Yeldell. It is the facility at Laurel, Md., which was formerly called the Children's Center, but it comprises the three facilities that the Colonel has mentioned—Maple Glen, which is a facility for persons in need of supervision, and Cedar Knoll and Oak Hill for adjudicated delinquents. Also the Forest Haven, for the severely mentally retarded. It is a Laurel, Md., facility that we operate for those kind of programs.

Mr. Coughlin. These are operated year-round?

Mr. YELDELL. Yes, they are operated year round, but more specifically the facilities we are talking about are mainly used for education purposes.

Of course, we maintain a 5-hour-a-day education program at these facilities.

That is Maple Glen, Cedar Knoll, and Oak Hill. Forest Haven has mentally retarded and requires maintenance through the year.

Mr. COUGHLIN. Thank you, Mr. Chairman.

FOOD SERVICE FACILITIES AT FOREST HAVEN (SEE PP. 830–831)

Mr. NATCHER. Now let us take up the request for funds to renovate food service facilities at Forest Haven, Children's Center, Laurel, Md. You are requesting $120,000 for construction services.

NEW PROJECT

I believe this is a new project.

Mr. YELDELL. Yes, it is.

Mr. NATCHER. Justify this. Why is it necessary, Mr. Yeldell?

Mr. YELDELL. Mr. Chairman, this is an attempt to really begin to get into the food area at Forest Haven. I believe that the original kitchen was built in 1938 and designed to accommodate only 650 patients.

We have twice that number at Forest Haven. I might say we are also building into this a consideration for whatever kind of centralized food operation we are going to have in the entire Department. Notwithstanding the study that is on, we feel that the situation at Forest Haven is so deplorable as to require some immediate movement to begin to change that kind of facility there.

Mr. NATCHER. You feel that this is necessary at this time, and as far as the $120,000 is concerned, it would be utilized in the fiscal year 1974?

Mr. YELDELL. That is correct.

CONCLUSION OF HUMAN RESOURCES PRESENTATION

Mr. NATCHER. Mr. Yeldell, I believe this completes your budget requests for fiscal year 1974 for the Department of Human Resources. I want you to know that I feel that we have had a good presentation of your budget requests.

Again, I want to commend you and your associates, all of them, and the members of your staff, for doing a good job. I think you are doing all right, Mr. Yeldell.

Mr. YELDELL. Thank you, Mr. Chairman. I appreciate that very much.

Mr. NATCHER. You have a difficult assignment, and one that you don't receive much praise from. When they want to look around for somebody to criticize, as a general rule they stop at your department.

Mr. YELDELL. That is right.

Mr. NATCHER. We appreciate you and all your associates appearing and certainly every consideration will be given to all of your requests.

Mr. YELDELL. Thank you, Mr. Chairman.

REVISED LIST OF 100 POSITIONS FOR FOREST HAVEN

Mr. Chairman, may I request permission to submit to Mr. Silsby a revised list for the 100 positions at Forest Haven?

Mr. NATCHER. That is fine.

Mr. Silsby will place this in the record at the proper place.

[The revised list follows:]

(NOTE.—See pp. 811–812 for testimony on the following positions.)

BUDGET JUSTIFICATION ISSUES—IMPACT OF REQUEST (100 POSITIONS) ON CURRENT SERVICES

The requested $1 million would be used to support the addition of the 100 positions noted below:

Three full time physicians.
Two full time psychiatrists.
Eight psychologists.
Twelve social workers.
Three job placement specialists.
Four vocational therapists.
Three physical therapists.
Six occupational therapists.
Eight nurses.
Four recreational therapists.
One dentist.
Two dental assistants.
Two dental hygienists.
Twelve special education teachers.
Two speech therapists.
Twenty-eight counselors/nursing assistants.

The addition of these positions will provide Forest Haven with the opportunity to expand a number of the existing programs to levels of adequacy, as well as develop new programs that should be part of the overall program of service at any facility for the mentally retarded.

The addition of this new staff would make a significant impact upon three basic areas of concern, and they are (a) the training and education of both staff and residents, (b) the improvement of overall-direct care services to residents and (c) the development of a meaningful community-placement program and support services for the maintenance of such a program.

The proposed pattern would provide us with the opportunity to, not only increase direct service to residents, it also would allow for the development of expanded inservice training programs for staff, thereby enhancing the level of skills of present staff, and consequently increasing and improving overall service to residents.

Mr. NATCHER. Mr. Coughlin, anything else before we conclude?

Mr. COUGHLIN. No, sir, Mr. Chairman. Thank you very much.

Mr. NATCHER. Thank you very much, gentlemen.

Mr. YELDELL. Thank you, Mr. Chairman.

Mr. NATCHER The committee will adjourn until 10 o'clock Monday morning.

MONDAY, MAY 14, 1973.

HIGHWAYS AND TRAFFIC

Mr. NATCHER. The committee will come to order. We take up at this time the appropriation for Highways and Traffic which total $23,485,000 for operating expenses and $10,129,300 for capital improvements for fiscal year 1974. This amount covers the requests for the Department of Highways and Traffic and the Department of Motor Vehicles.

We will insert the budget table in the record at this point.

[The table referred to follows:]

[In thousands of dollars]

Agency	Actual, fiscal year 1972	Estimated, fiscal year 1973	Requested, fiscal year 1974
Operating funds:			
Highways and Traffic	[1] 17,814.0	[1] 18,249.3	[1] 19,542.9
District of Columbia funds	17,779.3	18,167.9	[3] 19,508.5
Grants	29.7	71.2	[2] 24.2
Motor Vehicles	4,005.7	4,247.8	4,646.3
District of Columbia funds	3,464.2	3,646.1	3,976.5
Grants	541.5	601.7	[2] 669.8
Motor Vehicles Parking	330.5	----	----
District of Columbia funds	330.5	----	----
Grants	----	----	----
Total	[1] 22,150.2	[1] 22,497.1	[1] 24,189.2
District of Columbia funds	21,574.0	21,814.0	[3] 23,485.0
Grants	571.2	672.9	[2] 694.0
Total capital funds:			
Highway and Traffic	42,566.4	86,590.8	27,119.2
District of Columbia funds	8,880.0	12,658.7	10,129.3
Grants	33,686.4	73,932.1	16,989.9

[1] Includes revenue sharing funds.
[2] Federal grant estimates assume the continuation of current grant programs.
[3] Includes non-District reimbursements.

MONDAY, MAY 14, 1973.

DEPARTMENT OF HIGHWAYS AND TRAFFIC

WITNESSES

T. F. AIRIS, DIRECTOR
R. D. WALLACE, DEPUTY DIRECTOR
GEORGE M. BOYNTON, ASSISTANT DIRECTOR FOR BUSINESS ADMINISTRATION
VINCENT C. RHODES, DEPUTY ASSISTANT DIRECTOR, OFFICE FOR BUSINESS ADMINISTRATION
LEONARD A. DeGAST, ASSISTANT DIRECTOR, OFFICE OF PLANNING AND PROGRAMING
ALESANDRES L. PERKINS, ASSISTANT CHIEF, TRAFFIC OPERATIONS DIVISION
HENRY C. KILBY, JR., BUDGET OFFICER, DEPARTMENT OF HIGHWAYS AND TRAFFIC
COMER S. COPPIE, SPECIAL ASSISTANT TO THE COMMISSIONER—BUDGET OFFICER

Mr. NATCHER. We take up at this time the Department of Highways and Traffic, where the amount requested is $19,508,500 and 1,549 positions. This represents an increase of $1,402,400 and 11 additional positions. We will insert the justification material in the record at this point.

[The justification material follows:]

DISTRICT OF COLUMBIA GOVERNMENT			SCHEDULE 1		
AGENCY: Department of Highways and Traffic	CATEGORY: ...	SUBCATEGORY: ...	BUDGET UNIT: ...	CODE: KA	

FINANCIAL SUMMARY

Resource Category	Description		Past Year FY 1972 Obligations	Current Year FY 1973 Allotment	Budget Year FY 1974 Adjusted Base	Budget Year FY 1974 Increase	Budget Year FY 1974 Request	Recommended
OPERATING	D.C. FUNDS		17,108.3	18,167.9	16,106.1	1,402.4	17,508.5	
	REVENUE SHARING FUNDS		...	...	2,000.0	...	2,000.0	
	FEDERAL GRANTS		29.7	71.2	24.2	...	24.2	
	OTHER		...	...	...	...	...	
	REIMBURSEMENTS	District (non add)	(1,318.0)	(1,463.5)	(1,407.5)	...	(1,407.5)	
		Non-District	5.0	10.2	10.2	...	10.2	
		Total Operating	17,143.0	18,249.3	18,140.5	1,402.4	19,542.9	
CAPITAL IMPROVEMENTS	D.C. FUNDS		(10,611.4)	12,658.7	...	...	10,129.3	
	REVENUE SHARING FUNDS		...	...	...	...	...	
	FEDERAL GRANTS		33,686.4	73,932.1	...	...	16,989.9	
		Total Capital Improvements	23,075.0	86,590.8	...	...	27,119.2	

MANPOWER SUMMARY

D.C. POSITIONS	AUTHORIZED PERMANENT 1/	1,679	1,541	1,538	11	1,549	
	• Full Time 1/	(1,679)	(1,541)	(1,538)	(11)	(1,549)	
	• Part Time	...	...	...	...	...	
	TEMPORARY	...	...	...	...	...	
REVENUE SHARING POSITIONS		...	...	...	...	...	
GRANT POSITIONS		10	14	4	...	4	
REIMBURSABLE POSITIONS		9	9	9	...	9	
	GRAND TOTAL	1,698	1,564	1,551	11	1,562	

Revised 10/72

1/ Includes Permanent Authorized Capital Outlay Positions; F.Y. '72, 814; F.Y. '73 & '74, 682.

DISTRICT OF COLUMBIA GOVERNMENT	SCHEDULE 2
AGENCY: Department of Highways and Traffic	

DETAIL OF D.C. POSITIONS AND FUNDS

Description			Past Year Fy 19 72 Obligations	Current Year FY 19 73 Allotment	Budget Year– FY 19 74 Adjusted Base	Budget Year– FY 19 74 Increase	Budget Year– FY 19 74 Request	Recommended
POSITIONS	POSITIONS AVAILABLE		865	859	856	11	867	
	POSITIONS FUNDED 1/		741	800	784	11	805	
	POSITION LAPSE (percent)		14.3	6.9	8.4	...	7.2	
D.C. FUNDS	Operating	GENERAL	6,136.7	1,559.1	4,117.4	.7	4,118.1	
		HIGHWAY	10,310.2	16,087.3	11,455.2	1,294.4	12,749.6	
		MOTOR VEHICLE PARKING	661.4	521.5	533.5	107.3	640.8	
		REVENUE SHARING	...	...	2,000.0	...	2,000.0	
		TOTAL OPERATING	17,108.3	18,167.9	18,106.1	1,402.4	19,508.5	
	Capital Improvements	GENERAL	657.4	431.0			987.0	
		HIGHWAY	(11,268.8)	12,227.7			9,142.3	
		TOTAL CAPITAL	(10,611.4)	12,658.7			10,129.3	
	TOTAL D.C. FUNDS		6,496.9	30,826.6			29,663.0	

1/ Includes portion of positions funded by reimbursements.

DISTRICT OF COLUMBIA GOVERNMENT			SCHEDULE 3	
AGENCY: Department of Highways and Traffic	CATEGORY: ...	CODE: KA	FUNDING SOURCE: "Total All Funds"	Continuation Sheet Page 1 Of 5

OBJECT CLASS SUMMARY–OPERATING FUNDS

Object Classes		Past Year FY 1972 Obligations	Current Year FY 1973 Allotment	Budget Year FY 1974			Recommended
Expense Category	Title			Adjusted Base	Increase	Request	
PERSONAL SERVICES	PERMANENT POSITIONS AVAILABLE (non-add)	8,753.7	8,745.3	8,754.6	99.1	8,853.7	
	PERMANENT POSITIONS FUNDED	7,081.9	7,899.4	7,776.8	205.4	7,982.2	
	OTHER THAN PERMANENT POSITIONS FUNDED	122.2	50.0	50.0	...	50.0	
	OTHER PERSONNEL COMPENSATION	394.4	350.6	350.6	...	350.6	
	• Night Work Differential	(6.8)	(7.8)	(7.8)	...	(7.8)	
	• Holiday Pay	(12.9)	(18.0)	(18.0)	...	(18.0)	
	• Overtime Pay	(341.6)	(324.8)	(324.8)	...	(324.8)	
	• Standby	...	...	...	...	...	
	• Terminal Leave	(22.9)	...	...	...	...	
	• Sunday Premium	(10.2)	...	...	...	...	
	TOTAL PERSONNEL COMPENSATION	7,598.5	8,300.0	8,177.4	205.4	8,382.8	
	PERSONNEL BENEFITS: civilian employees	653.8	636.7	626.5	16.9	643.4	
	BENEFITS FOR FORMER PERSONNEL	...	...	...	...	...	
	Total Personal Services	8,252.3	8,936.7	8,803.9	222.3	9,026.2	
OTHER OPERATING	TRAVEL AND TRANSPORTATION OF PERSONS	8.2	5.6	5.6	...	5.6	
	TRANSPORTATION OF THINGS	...	...	...	...	...	
	RENT, COMMUNICATIONS AND UTILITIES	4,798.5	5,256.6	5,231.4	720.1	5,951.5	
	PRINTING AND REPRODUCTION	25.0	23.4	23.4	...	23.4	
	OTHER SERVICES	1,960.6	2,294.9	2,391.6	440.0	2,831.6	
	SUPPLIES AND MATERIALS	1,407.0	1,334.0	1,183.0	20.0	1,203.0	
	EQUIPMENT TO BE CAPITALIZED	598.5	295.4	398.9	...	398.9	
	EQUIPMENT NOT TO BE CAPITALIZED	92.9	102.7	102.7	...	102.7	
	GRANTS AND SUBSIDIES	...	...	...	...	...	
	INSURANCE CLAIMS AND INDEMNITIES	...	...	...	...	...	
	REFUNDS	...	...	...	...	...	
	Total Other Operating	8,890.7	9,312.6	9,336.6	1,180.1	10,516.7	
	TOTAL OPERATING	17,143.0	18,249.3	18,140.5	1,402.4	19,542.9	

DISTRICT OF COLUMBIA GOVERNMENT			SCHEDULE 3	
AGENCY: Department of Highways and Traffic	CATEGORY: ...	CODE: KA	FUNDING SOURCE: D. C. Funds	Continuation Sheet Page 2 Of 5

OBJECT CLASS SUMMARY–OPERATING FUNDS

Object Classes		Past Year FY 1972 Obligations	Current Year FY 1973 Allotment	Budget Year FY 1974			Recommended
Expense Category	Title			Adjusted Base	Increase	Request	
PERSONAL SERVICES	PERMANENT POSITIONS AVAILABLE (non-add)	8,753.7	8,745.3	8,754.6	99.1	8,853.7	
	PERMANENT POSITIONS FUNDED	7,051.9	7,829.2	7,750.0	205.4	7,955.4	
	OTHER THAN PERMANENT POSITIONS FUNDED	122.2	50.0	50.0	...	50.0	
	OTHER PERSONNEL COMPENSATION	394.4	349.8	349.8	...	349.8	
	• Night Work Differential	(6.8)	(7.8)	(7.8)	...	(7.8)	
	• Holiday Pay	(12.9)	(18.0)	(18.0)	...	(18.0)	
	• Overtime Pay	(341.6)	(324.0)	(324.0)	...	(324.0)	
	• Standby	...	...	...	...	...	
	• Terminal Leave	(22.9)	...	...	...	...	
	• Sunday Premium	(10.2)	...	...	...	...	
	TOTAL PERSONNEL COMPENSATION	7,568.5	8,229.0	8,149.8	205.4	8,355.2	
	PERSONNEL BENEFITS: civilian employees	651.4	631.1	624.5	16.9	641.4	
	BENEFITS FOR FORMER PERSONNEL	...	...	...	...	...	
	Total Personal Services	8,219.9	8,860.1	8,774.3	222.3	8,996.6	
OTHER OPERATING	TRAVEL AND TRANSPORTATION OF PERSONS	8.2	5.6	5.6	...	5.6	
	TRANSPORTATION OF THINGS	...	...	...	...	...	
	RENT, COMMUNICATIONS AND UTILITIES	4,798.5	5,256.6	3,231.4	720.1	3,951.5	
	PRINTING AND REPRODUCTION	25.0	23.4	23.4	...	23.4	
	OTHER SERVICES	1,960.6	2,294.9	2,391.6	440.0	2,831.6	
	SUPPLIES AND MATERIALS	1,404.7	1,329.2	1,178.2	20.0	1,198.2	
	EQUIPMENT TO BE CAPITALIZED	598.5	295.4	398.9	...	398.9	
	EQUIPMENT NOT TO BE CAPITALIZED	92.9	102.7	102.7	...	102.7	
	GRANTS AND SUBSIDIES	...	...	...	...	...	
	INSURANCE CLAIMS AND INDEMNITIES	...	...	...	...	...	
	REFUNDS	...	...	...	...	...	
	Total Other Operating	8,888.4	9,307.8	7,331.8	1,180.1	8,511.9	
	TOTAL OPERATING	17,108.3	18,167.9	16,106.1	1,402.4	17,508.5	

DISTRICT OF COLUMBIA GOVERNMENT			SCHEDULE 3	
AGENCY: Department of Highways and Traffic	CATEGORY: ...	CODE: KA	FUNDING SOURCE: Revenue Sharing	Continuation Sheet Page 3 Of 5

OBJECT CLASS SUMMARY–OPERATING FUNDS

Object Classes		Past Year FY 1972 Obligations	Current Year FY 1973 Allotment	Budget Year FY 1974			Recommended
Expense Category	Title			Adjusted Base	Increase	Request	
PERSONAL SERVICES	PERMANENT POSITIONS AVAILABLE (non-add)	...	...	...	...	...	
	PERMANENT POSITIONS FUNDED	...	...	...	...	...	
	OTHER THAN PERMANENT POSITIONS FUNDED	...	...	...	...	...	
	OTHER PERSONNEL COMPENSATION	...	...	...	...	...	
	• Night Work Differential	...	...	...	...	...	
	• Holiday Pay	...	...	...	...	...	
	• Overtime Pay	...	...	...	...	...	
	• Standby	...	...	...	...	...	
	• Terminal Leave	...	...	...	...	...	
	• Sunday Premium	...	...	...	...	...	
	TOTAL PERSONNEL COMPENSATION	...	...	...	...	...	
	PERSONNEL BENEFITS: civilian employees	...	...	...	...	...	
	BENEFITS FOR FORMER PERSONNEL	...	...	...	...	...	
	Total Personal Services	...	...	...	...	...	
OTHER OPERATING	TRAVEL AND TRANSPORTATION OF PERSONS	...	...	...	...	...	
	TRANSPORTATION OF THINGS	...	...	...	...	...	
	RENT, COMMUNICATIONS AND UTILITIES	...	...	2,000.0	...	2,000.0	
	PRINTING AND REPRODUCTION	...	...	...	...	...	
	OTHER SERVICES	...	...	...	...	...	
	SUPPLIES AND MATERIALS	...	...	...	...	...	
	EQUIPMENT TO BE CAPITALIZED	...	...	...	...	...	
	EQUIPMENT NOT TO BE CAPITALIZED	...	...	...	...	...	
	GRANTS AND SUBSIDIES	...	...	...	...	...	
	INSURANCE CLAIMS AND INDEMNITIES	...	...	...	...	...	
	REFUNDS	...	...	...	...	...	
	Total Other Operating	...	...	2,000.0	...	2,000.0	
	TOTAL OPERATING	...	...	2,000.0	...	2,000.0	

DISTRICT OF COLUMBIA GOVERNMENT			SCHEDULE 3	
AGENCY: Department of Highways and Traffic	CATEGORY: ...	CODE: KA	FUNDING SOURCE: Federal Grants	Continuation Sheet Page 4 Of 5

OBJECT CLASS SUMMARY–OPERATING FUNDS

Object Classes		Past Year FY 1972 Obligations	Current Year FY 1973 Allotment	Budget Year FY 1974			Recommended
Expense Category	Title			Adjusted Base	Increase	Request	
PERSONAL SERVICES	PERMANENT POSITIONS AVAILABLE (non-add)	...	...	...	...	...	
	PERMANENT POSITIONS FUNDED	27.4	65.0	21.6	...	21.6	
	OTHER THAN PERMANENT POSITIONS FUNDED	...	...	...	...	...	
	OTHER PERSONNEL COMPENSATION	...	.8	.8	...	.8	
	• Night Work Differential	...	...	...	...	...	
	• Holiday Pay	...	...	...	...	...	
	• Overtime Pay	...	(.8)	(.8)	...	(.8)	
	• Standby	...	...	...	...	...	
	• Terminal Leave	...	...	...	...	...	
	• Sunday Premium	...	...	...	...	...	
	TOTAL PERSONNEL COMPENSATION	27.4	65.8	22.4	...	22.4	
	PERSONNEL BENEFITS: civilian employees	2.3	5.4	1.8	...	1.8	
	BENEFITS FOR FORMER PERSONNEL	...	...	...	...	...	
	Total Personal Services	29.7	71.2	24.2	...	24.2	
OTHER OPERATING	TRAVEL AND TRANSPORTATION OF PERSONS	...	...	...	...	...	
	TRANSPORTATION OF THINGS	...	...	...	...	...	
	RENT, COMMUNICATIONS AND UTILITIES	...	...	...	...	...	
	PRINTING AND REPRODUCTION	...	...	...	...	...	
	OTHER SERVICES	...	...	...	...	...	
	SUPPLIES AND MATERIALS	...	...	...	...	...	
	EQUIPMENT TO BE CAPITALIZED	...	...	...	...	...	
	EQUIPMENT NOT TO BE CAPITALIZED	...	...	...	...	...	
	GRANTS AND SUBSIDIES	...	...	...	...	...	
	INSURANCE CLAIMS AND INDEMNITIES	...	...	...	...	...	
	REFUNDS	...	...	...	...	...	
	Total Other Operating	...	...	...	...	...	
	TOTAL OPERATING	29.7	71.2	24.2	...	24.2	

DISTRICT OF COLUMBIA GOVERNMENT			SCHEDULE 3	
AGENCY: Department of Highways and Traffic	CATEGORY: ...	CODE: KA	FUNDING SOURCE: Reimbursements	Continuation Sheet Page 5 Of 5

OBJECT CLASS SUMMARY–OPERATING FUNDS

Object Classes		Past Year FY 1972 Obligations	Current Year FY 1973 Allotment	Budget Year FY 1974			Recommended
Expense Category	Title			Adjusted Base	Increase	Request	
PERSONAL SERVICES	PERMANENT POSITIONS AVAILABLE (non-add)	...	...	...	...	...	
	PERMANENT POSITIONS FUNDED	450.7	318.2	266.5	...	266.5	
	OTHER THAN PERMANENT POSITIONS FUNDED	...	...	...	...	...	
	OTHER PERSONNEL COMPENSATION	26.6	30.6	30.6	...	30.6	
	• Night Work Differential	(2.5)	(2.4)	(2.4)	...	(2.4)	
	• Holiday Pay	(.5)	(.4)	(.4)	...	(.4)	
	• Overtime Pay	(22.7)	(26.9)	(26.9)	...	(26.9)	
	• Standby	...	...	...	...	...	
	• Terminal Leave	...	...	...	...	...	
	• Sunday Premium	(.9)	(.9)	(.9)	...	(.9)	
	TOTAL PERSONNEL COMPENSATION	477.3	348.8	297.1	...	297.1	
	PERSONNEL BENEFITS: civilian employees	37.4	28.9	24.6	...	24.6	
	BENEFITS FOR FORMER PERSONNEL	...	...	...	...	...	
	Total Personal Services	514.7	377.7	321.7	...	321.7	
OTHER OPERATING	TRAVEL AND TRANSPORTATION OF PERSONS	...	...	...	...	...	
	TRANSPORTATION OF THINGS	...	...	...	...	...	
	RENT, COMMUNICATIONS AND UTILITIES	556.3	742.0	742.0	...	742.0	
	PRINTING AND REPRODUCTION	...	...	...	...	...	
	OTHER SERVICES	...	...	...	...	...	
	SUPPLIES AND MATERIALS	252.0	354.0	354.0	...	354.0	
	EQUIPMENT TO BE CAPITALIZED	...	...	...	...	...	
	EQUIPMENT NOT TO BE CAPITALIZED	...	...	...	...	...	
	GRANTS AND SUBSIDIES	...	...	...	...	...	
	INSURANCE CLAIMS AND INDEMNITIES	...	...	...	...	...	
	REFUNDS	...	...	...	...	...	
	Total Other Operating	808.3	1,096.0	1,096.0	...	1,096.0	
	TOTAL OPERATING	1,323.0	1,473.7	1,417.7	...	1,417.7	
	Non-District Reimbursements Included	5.0	10.2	10.2	...	10.2	

DISTRICT OF COLUMBIA GOVERNMENT			SCHEDULE 4	
AGENCY: Department of Highways and Traffic	CATEGORY: ...	SUBCATEGORY: ...	CODE: KA	Continuation Sheet Page 1 Of 1

DISTRIBUTION BY BUDGET COMPONENT AND FUNDING SOURCE

Code		Past Year FY 1972 Obligations	Current Year FY 1973 Allotment	Budget Year FY 1974 Adjusted Base	Budget Year FY 1974 Increase	Budget Year FY 1974 Request	Recommended
	D. C. Funds						
100	Administration and Program Support	965.8	1,146.1	1,089.5	...	1,089.5	
200	Design, Engineering and Research	269.0	271.4	268.9	...	268.9	
300	Construction and Maintenance	8,292.0	8,252.3	8,318.5	278.6	8,597.1	
400	Traffic Engineering and Operations	7,577.7	8,494.1	6,425.2	1,123.8	7,549.0	
500	Planning and Programming	3.8	4.0	4.0	...	4.0	
	Sub Total	17,108.3	18,167.9	16,106.1	1,402.4	17,508.5	
	Revenue Sharing Funds						
400	Traffic Engineering and Operations	...	...	2,000.0	...	2,000.0	
	Federal Grants						
300	Construction and Maintenance	29.7	47.0	...	...	...	
400	Traffic Engineering and Operations	...	24.2	24.2	...	24.2	
	Sub Total	29.7	71.2	24.2	...	24.2	
	Reimbursements Non-District						
300	Construction and Maintenance	.3	.6	.6	...	.6	
400	Traffic Engineering and Operations	4.7	9.6	9.6	...	9.6	
	Sub Total	5.0	10.2	10.2	...	10.2	
	TOTAL RESOURCES						
100	Administration and Program Support	965.8	1,146.1	1,089.5	...	1,089.5	
200	Design, Engineering and Research	269.0	271.4	268.9	...	268.9	
300	Construction and Maintenance	8,322.0	8,299.9	8,319.1	278.6	8,597.7	
400	Traffic Engineering and Operations	7,582.4	8,527.9	8,459.0	1,123.8	9,582.8	
500	Planning and Programming	3.8	4.0	4.0	...	4.0	
	Total Operating	17,143.0	18,249.3	18,140.5	1,402.4	19,542.9	

DISTRICT OF COLUMBIA GOVERNMENT			SCHEDULE 5		
AGENCY: Department of Highways and Traffic	CATEGORY: ...	SUBCATEGORY: ...	BUDGET UNIT: ...	CODE: KA	Continuation Sheet Page 1 Of 1

DISTRIBUTION OF INCREASES–D.C. OPERATING FUNDS

Class/Item	D.C. Fund	Pos.	Amounts			Annualization	Full Year Amount	Recommended
			Personal Services	Other Operating	Total			
Annualization	H	...	115.0	...	115.0	...	...	
Staffing and Maintenance	H	...	...	200.0	200.0	...	...	
Improved Program	H	...	...	10.0	10.0	...	...	
New Program	H	...	...	250.0	250.0	...	...	
Other Increases	...	11	107.3	720.1	827.4	...	...	
	G	...	...	(.7)	(.7)	...	...	
	H	...	...	(719.4)	(719.4)	...	...	
	MVP	(11)	(107.3)	...	(107.3)	...	...	
Total	...	11	222.3	1,180.1	1,402.4	...	...	
	G	...	...	(.7)	(.7)	...	...	
	H	...	(115.0)	(1,179.4)	(1,294.4)	...	...	
	MVP	(11)	(107.3)	...	(107.3)	...	...	

DISTRICT OF COLUMBIA GOVERNMENT	SCHEDULE 6
AGENCY: Department of Highways and Traffic	Continuation Sheet Page 1 Of 3

SUMMARY OF BUDGET ADJUSTMENTS—D.C. FUNDS

Budget Structure		Current Year FY 19 73	Non-Recurring	Inter-Agency	Redirections		Other Adjustments	Net Change	Budget Year FY 19 74
Code	Components	Allotment	Decreases	Transfers	From (–)	To (+)			Adjusted Base
	AMOUNTS								
100	Administration and Program Support								
110	Office of the Director	160.4	...	-17.8	...	...	-1.1	-18.9	141.5
120	Administrative Services	690.5	...	-30.6	...	...	-7.1	-37.7	652.8
130	Central Motor Pool	295.2	...	...	...	...	...	...	295.2
	Total, Administration and Program Support	1,146.1	...	-48.4	...	...	-8.2	-56.6	1,089.5
200	Design, Engineering and Research	271.4	...	...	...	...	-2.5	- 2.5	268.9
300	Construction and Maintenance								
310	Maintenance of Streets	2,418.1	...	...	...	...	-29.5	-29.5	2,388.6
320	Maintenance of Bridges	984.8	...	...	...	...	- 2.7	- 2.7	982.1
330	Maintenance of Trees and Landscaping	1,859.0	...	...	...	125.0	- 3.0	+122.0	1,981.0
340	Procuring and Maintaining Mobile Equipment	1,969.7	...	+103.5	...	...	- 2.1	+101.4	2,071.1
350	Utility, Coordination and Control	20.7	...	...	...	...	...	...	20.7
360	Snow Removal	1,000.0	...	...	125.0	...	...	-125.0	875.0
	Total, Construction and Maintenance	8,252.3	...	103.5	125.0	125.0	-37.3	66.2	8,318.5

DISTRICT OF COLUMBIA GOVERNMENT	SCHEDULE 6
AGENCY: Department of Highways and Traffic	Continuation Sheet Page 2 Of 3

SUMMARY OF BUDGET ADJUSTMENTS--D.C. FUNDS

Budget Structure		Current Year FY 19 73 Allotment	Non-Recurring Decreases	Inter-Agency Transfers	Redirections		Other Adjustments	Net Change	Budget Year FY 19 74 Adjusted Base
Code	Components				From (--)	To (+)			
	AMOUNTS								
400	Traffic Engineering and Operations								
410	Traffic Planning and Design	220.0	...	...	...	...	-2.2	-2.2	217.8
420	Electrical Services	7,479.4	...	...	...	...	1/-2,057.2	-2,057.2	5,422.2
430	Traffic Operations	326.4	...	...	...	...	-3.2	-3.2	323.2
440	Telephone Communications	468.3	...	...	...	...	-6.3	-6.3	462.0
	Total, Traffic Engineering and Operations	8,494.1	...	...	...	...	-2,068.9	-2,068.9	6,425.2
500	Planning and Programming								
510	ADP	...	...	...	...	...	...	...	...
520	Planning, Programming and Research	4.0	...	...	...	...	...	...	4.0
	Total, Planning and Programming	4.0	...	...	...	...	...	...	4.0
	Agency Total	18,167.9	...	55.1	125.0	125.0	-2,116.9	-2,061.8	16,106.1
	POSITIONS								
100	Administration and Program Support								
110	Office of the Director	7	...	-1	...	...	...	-1	6
120	Administrative Services	45	...	-2	...	...	...	-2	43
130	Central Motor Pool	38	...	...	...	...	...	...	38
	Total, Administration and Program Support	90	...	-3	...	...	...	-3	87

1/ $2,000.0 Transferred to Revenue Sharing

DISTRICT OF COLUMBIA GOVERNMENT

SCHEDULE 6

AGENCY: Department of Highways and Traffic

SUMMARY OF BUDGET ADJUSTMENTS--D.C. FUNDS

Budget Structure Code	Components	Current Year FY 19 73 Allotment	Non-Recurring Decreases	Inter-Agency Transfers	Redirections From (-)	Redirections To (+)	Other Adjustments	Net Change	Budget Year FY 19 74 Adjusted Base
	POSITIONS								
200	Design, Engineering and Research	15	...	...	...	...	...	...	15
300	Construction and Maintenance								
310	Maintenance of Streets	120	...	...	...	...	...	...	120
320	Maintenance of Bridges	69	...	...	...	...	...	...	69
330	Maintenance of Trees and Landscaping	147	...	...	...	...	...	...	147
340	Procuring and Maintaining Mobile Equipment	157	...	...	...	...	...	...	157
350	Utility, Coordination and Control	1	...	...	...	...	...	...	1
360	Snow Removal	...	...	...	...	...	...	...	...
	Total, Construction and Maintenance	494	...	...	...	...	...	...	494
400	Traffic Engineering and Operations								
410	Traffic Planning and Design	15	...	...	...	...	...	...	15
420	Electrical Services	175	...	...	...	...	...	...	175
430	Traffic Operations	29	...	...	...	...	...	...	29
440	Telephone Communications	41	...	...	...	...	...	...	41
	Total, Traffic Engineering and Operations	260	...	...	...	...	...	...	260
	Agency Total	859	...	-3	...	...	...	-3	856

DISTRICT OF COLUMBIA GOVERNMENT	SCHEDULE 6A
AGENCY: Department of Highways and Traffic	Continuation Sheet Page 1 Of 1

JUSTIFICATION OF BUDGET ADJUSTMENTS

Budget Structure			
Code	Justification Level Components	Type	Explanation
100	Administration and Program Support		
110	Office of the Director	Transfers	Transfer of one GS-12, Safety Officer to D. C. Personnel Office, - 17.8 thousand.
		Other	Grade de-escalation of - 1.1 thousand.
120	Administrative Services	Transfers	Transfer of one GS-13, Supervisory Personnel Staffing and Employee Relations Specialist, one GS-5, Personnel Clerk (Typing), and other object funding for these two positions and the Safety Officer, - 30.6 thousand.
		Other	Grade de-escalation of - 7.1 thousand.
200	Design, Engineering and Research	Other	Grade de-escalation of - 2.5 thousand.
300	Construction and Maintenance		
310	Maintenance of Streets	Other	Grade de-escalation of - 3.5 thousand. Additional reduction from Other Services (Contractual) - 26.0 thousand.
320	Maintenance of Bridges	Other	Grade de-escalation of - 2.7 thousand.
330	Maintenance of Trees and Landscaping	Redirection	Switch of funding from Snow Removal to provide additional funding for park area maintenance in the amount of + 125.0 thousand.
		Other	Grade de-escalation of - 3.0 thousand.
340	Procuring and Maintaining Mobile Equipment	Transfers	Transfer of funding for procurement of replacement passenger vehicles for Public Schools + 103.5 thousand.
		Other	Grade de-escalation of - 2.1 thousand.
360	Snow Removal	Redirection	To provide additional funding for park area maintenance in the amount of - 125.0 thousand
400	Traffic Engineering and Operations		
410	Traffic Planning and Design	Other	Grade de-escalation of - 2.2 thousand.
420	Electrical Services	Other	Grade de-escalation of - 6.0 thousand. Additional reduction from Supplies and Materials - 26.0 thousand. Transfer of funding for Electrical Energy (Street Lighting) to Revenue Sharing - 2,000.0 million. City Council base reduction of - 25.2 thousand applied to Electrical Energy (Street Lighting).
430	Traffic Operations	Other	Grade de-escalation of - 3.2 thousand.
440	Telephone Communications	Other	Grade de-escalation of - 6.3 thousand.

DISTRICT OF COLUMBIA GOVERNMENT	SCHEDULE 10
AGENCY: Department of Highways and Traffic	Continuation Sheet Page 1 Of 1

LANGUAGE ITEM SHEETS

I. Appropriation Item

rental of [one] two passenger-carrying [vehicle] vehicles for use by the Commissioner and Chairman of the City Council; and purchase of sixteen replacement passenger motor vehicles; (District of Columbia Appropriation Act, Fiscal Year 1973).

II. Statutory Reference

Unknown

III. Justification

Authority for the rental of passenger-carrying vehicles for use by the Commissioner and the Chairman of the City Council and the purchase of sixteen replacement passenger vehicles for use by Public Schools of the District of Columbia.

DISTRICT OF COLUMBIA GOVERNMENT			SCHEDULE 5		
AGENCY: Department of Highways and Traffic	CATEGORY: Construction and Maintenance	SUBCATEGORY: Maintenance of Bridges	BUDGET UNIT: ...	CODE: 320	Continuation Sheet Page 1 Of 1

DISTRIBUTION OF INCREASES–D.C. OPERATING FUNDS

Class/Item	D.C. Fund	Pos.	Amounts			Annualization	Full Year Amount	Recommended
			Personal Services	Other Operating	Total			
Annualization	H	...	20.8	...	20.8	...	...	
Other Increases	H	...	...	.5	.5	...	...	
Total Increases for Code 320	H	...	20.8	.5	21.3	...	...	

DISTRICT OF COLUMBIA GOVERNMENT			SCHEDULE 5		
AGENCY: Department of Highways and Traffic	CATEGORY: Construction and Maintenance	SUBCATEGORY: Maintenance of Trees and Landscaping	BUDGET UNIT: ...	CODE: 330	Continuation Sheet Page 1 Of 1

DISTRIBUTION OF INCREASES–D.C. OPERATING FUNDS

Class/Item	D.C. Fund	Pos.	Amounts			Annualization	Full Year Amount	Recommended
			Personal Services	Other Operating	Total			
New Program	H	...	...	250.0	250.0	...	...	
Other Increases	H	...	...	.2	.2	...	...	
Total Increases for Code 330	H	...	...	250.2	250.2	...	...	

DISTRICT OF COLUMBIA GOVERNMENT			SCHEDULE 5		
AGENCY: Department of Highways and Traffic	CATEGORY: Construction and Maintenance	SUBCATEGORY: Procuring and Maintaining Mobile Equipment	BUDGET UNIT: ...	CODE: 340	Continuation Sheet Page 1 Of 1

DISTRIBUTION OF INCREASES–D.C. OPERATING FUNDS

Class/Item	D.C. Fund	Pos.	Amounts			Annualization	Full Year Amount	Recommended
			Personal Services	Other Operating	Total			
Annualization	H	...	6.4	...	6.4	...	...	
Other Increases	H	...	...	.7	.7	...	...	
Total Increases for Code 340	H	...	6.4	.7	7.1	...	...	

DISTRICT OF COLUMBIA GOVERNMENT			SCHEDULE 5			
AGENCY: Department of Highways and Traffic	CATEGORY: Traffic Engineering and Operations	SUBCATEGORY: Electrical Services	BUDGET UNIT: ...	CODE: 420	Continuation Sheet Page 1 Of 1	

DISTRIBUTION OF INCREASES–D.C. OPERATING FUNDS

Class/Item	D.C. Fund	Pos.	Amounts			Annualization	Full Year Amount	Recommended
			Personal Services	Other Operating	Total			
Annualization	H	...	46.1	...	46.1	...	...	
Staffing and Maintenance	H	...	...	200.0	200.0	...	...	
Improved Program	H	...	...	10.0	10.0	...	...	
Other Increases	...	...	...	718.7	718.7	...	...	
	G	...	...	(.7)	(.7)	...	...	
	H	...	...	(718.0)	(718.0)	...	...	
Total Increases for Code 420	...	...	46.1	928.7	974.8	...	...	
	G	...	...	(.7)	(.7)	...	...	
	H	...	(46.1)	(928.0)	(974.1)	...	...	

DISTRICT OF COLUMBIA GOVERNMENT			SCHEDULE 5		
AGENCY: Department of Highways and Traffic	CATEGORY: Traffic Engineering and Operations	SUBCATEGORY: Traffic Operations	BUDGET UNIT: ...	CODE: 430	Continuation Sheet Page 1 Of 1

DISTRIBUTION OF INCREASES—D.C. OPERATING FUNDS

Class/Item	D.C. Fund	Pos.	Amounts			Annualization	Full Year Amount	Recommended
			Personal Services	Other Operating	Total			
Annualization	H	...	41.7	...	41.7	...	...	
Other Increases								
GS-10 Supervisory Parking Analyst	MVP	1	16.2	...	16.2	...	...	
GS-8 Parking Analyst	MVP	1	13.7	...	13.7	...	...	
GS-7 Parking Analyst	MVP	1	11.4	...	11.4	...	...	
GS-5 Clerk (Typing)	MVP	1	8.7	...	8.7	...	...	
GS-4 Supervisory Guard	MVP	1	7.1	...	7.1	...	...	
GS-3 Guard	MVP	6	50.2	...	50.2	...	...	
Total Other Increases	MVP	11	107.3	...	107.3	...	...	
Total Increases for Code 430	...	11	149.0	...	149.0	...	...	
	H	...	(41.7)	...	(41.7)	...	...	
	MVP	(11)	(107.3)	...	(107.3)	...	...	

DISTRICT OF COLUMBIA GOVERNMENT

SCHEDULE C

AGENCY: Department of Highways and Traffic

Continuation Sheet Page 1 Of 2

FEDERAL GRANT ASSISTANCE

Symbol	Budget Structure Code	Grant Title / Agency Allocation / Object Class Allocation	Initial Award	Source	Obligations FY 19 72 Actual	Obligations FY 19 73 Estimates	Obligations FY 19 74 Estimates	Purpose
083	002	CRIME DETERRENT STREET LIGHTING	FY'72 FY'73 127.0 ...	LEAA	127.0	...	...	The improvement of street lighting within areas having high crime rates for the purposes of reducing crime, aiding the D.C. Police and Fire Departments and increase nighttime activity.
		1. Minor Capital Outlay			127.0	...	...	
		2. Supplies and Equipment			127.0	...	...	
083	002	MEDIUM SIZE BUS PROGRAM	234.0 ...	DOT	234.0	...	...	To provide financial assistance for the procurement of fifteen buses; which will be utilized in the most densely developed area of Washington.
		1. Minor Capital Outlay			234.0	...	...	
		2. Supplies and Equipment			234.0	...	...	
783	000	UNIFORM TRAFFIC CONTROL SYSTEM	25.0 ...	DOT	25.0	...	...	For the telephone wire communication hook-up for the U.T.C. System.
		1. Major Capital Outlay			25.0	...	...	
		2. Contractual Services			25.0	...	...	
783	000	NATIONAL HIGHWAY TRAFFIC SAFETY ADMINISTRATION	17.2 35.7	DOT	2.1	50.8	50.0	To provide for the administration and publication of official traffic regulations.
		1. Major Capital Outlay			2.1	50.8	50.0	
		2. Personal Services			2.1	...	...	
		Contractual Services			...	50.8	50.0	
783	000	FEDERAL AND HIGHWAY CONSTRUCTION	27,985.0 73,828.7	DOT	33,242.2	73,828.7	16,582.3	To provide for planning, design and construction of the interstate, primary, secondary, and urban highway systems in the District of Columbia.
		1. Agency-wide			33,242.2	73,828.7	16,582.3	
		2. Other objects			33,242.2	73,828.7	16,582.3	
985	112	EMERGENCY EMPLOYMENT ACT	22.2 38.2	Labor	22.2	38.2	38.5	To provide career development on-the-job training with emphasis on qualifying employees for the journeymen level in their respective professions.
		1. Maintenance of Trees and Landscaping			22.2	38.2	38.5	
		2. Personal Services			22.2	38.2	38.5	

DISTRICT OF COLUMBIA GOVERNMENT	SCHEDULE C
AGENCY: Department of Highways and Traffic	Continuation Sheet Page 2 Of 2

FEDERAL GRANT ASSISTANCE

Symbol	Budget Structure Code	Grant Title / Agency Allocation / Object Class Allocation	Initial Award	Source	Obligations FY 1972 Actual	Obligations FY 1973 Estimates	Obligations FY 1974 Estimates	Purpose
985	207	EMERGENCY EMPLOYMENT ACT	FY'72 11.1 FY'73 38.2	Labor	11.1	38.2	38.5	Same as preceeding grant.
		1. Maintenance of Trees and Landscaping			11.1	38.2	38.5	
		2. Personal Services			11.1	38.2	38.5	
965	000	COMMUNICATIONS	... 24.2	Civil Defense	...	24.2	24.2	To augment present staff in performance of electronic communications work for the entire District Government.
		1. Electrical Services			...	24.2	24.2	
		2. Personal Services			...	24.2	24.2	
783	000	MIDIBUS DEMONSTRATION PROJECT	... 52.6	UMTA	...	52.6	52.6	To provide required administrative staffing for operation of the Downtown Midibus Demonstration Project.
		1. Major Capital Outlay			...	52.6	52.6	
		2. Personal Services			...	52.6	52.6	

INTRODUCTION OF WITNESSES

Mr. NATCHER. We have before the committee at this time Mr. T. F. Airis, the Director of the Department of Highways and Traffic.

Mr. Airis, tell us who you have with you?

Mr. AIRIS. Sitting on my right, Mr. Chairman, is Mr. George Boynton, and my Deputy, Mr. Wallace, whom I am sure that you know. On his right is Al Perkins. Our Director of the Bureau of Traffic Engineering and Operations has been ill, and his deputy is out and I have asked Al to come down on a specific problem. Mr. Rhodes of Mr. Boynton's staff, and Mr. Henry Kilby of Mr. Boynton's staff and Mr. Leonard DeGast, who has been here many times.

Mr. NATCHER. Glad to have all of you gentlemen appear at this time.

I believe you have a statement for the committee. If you will, we will let you read this statement.

Mr. AIRIS. Very well. If you wish to have me go through it, I will. I might ask Mr. DeGast, when I get to the section on capital outlay, to point out a few of the projects on the map.

Mr. NATCHER. That will be fine.

GENERAL STATEMENT OF DIRECTOR AIRIS

Mr. AIRIS. Mr. Chairman, I am happy to appear before your committee to justify the fiscal year 1974 budget requests for the Department of Highways and Traffic.

OPERATING EXPENSES

In fiscal year 1974, emphasis will again be placed on the improvement of street surfaces in the city, a program which, as you recall, was expanded at the suggestion of your committee during the hearings on the 1972 fiscal year budget. The street maintenance program financed in the operating expenses budget, coupled with certain capital outlay projects and some Federal-aid highway funding, will provide approximately $7.3 million for various types of roadway repair and improvements. We feel that we are making real progress in this effort, although in the downtown area, a number of streets are torn up due to METRO construction and the construction of office buildings.

In 1974, we will also continue our program to substantially fill all of the vacant tree spaces in the city by 1976. This program was started at the beginning of the current fiscal year. We are keeping pace with our schedule and expect to meet our goal by 1976.

PARKS TRANSFERRED BY NATIONAL PARK SERVICE

As you are probably aware, Mr. Chairman, as of February 15, 1973, the National Park Service transferred 261 small parks and landscaped areas within the city to the District. Funds requested in this budget will provide for maintenance of these areas, including mowing, trimming and trash pickup, but will not permit any extensive beautification and redevelopment.

We have just recently taken these areas over and our maintenance is being performed by contract. These contracts are just getting underway. It will be a week or two before they are fully operative, and in

time the condition of these parcels will be equally good as when the Park Service had them.

MOTOR VEHICLE PARKING AGENCY

Two important programs contained in this budget are recent additions to our areas of responsibility. In response to one of the recommendations of the Nelsen Commission, and as a result of 1973 budget action, the Motor Vehicle Parking Agency was abolished and its functions and responsibilities assigned to the Department of Highways and Traffic. These functions include conducting parking studies and surveys, installation of parking meters, operation of six free fringe parking lots, and recommending changes in parking meter fees.

MOTOR VEHICLE POOL

The other new program, which was assigned to this Department as a result of congressional action in the 1972 appropriations act, is the operation of a central motor vehicle transportation pool for use by all District government officials who have need for official transportation between various District or Federal Government installations within the city. We have been in operation for little over a year, and while our performance has not been perfect during this shakedown period, we feel we are providing a reasonable level of service in meeting the official transportation needs of District government officials. We hope to augment this service in the near future by the transfer of some additional vehicles from other agencies.

I checked with Mr. Gilbert Friday and I understand that this last action is underway.

VITAL PROGRAMS

Our vital programs included in this portion of the budget are the operation and maintenance of traffic control devices, including traffic signals, signs, and pavement markings; maintenance of bridges, which program, incidentally, is augmented by construtcion projects under "Capital Outlay" for bridge railing improvements and rehabilitation and replacement of bridge decks; operation of the street lighting system; and the operation and maintenance of various types of communication systems for this Department and other District agencies.

CAPITAL OUTLAY

At this time, Mr. Chairman, I would like to bring the committee up to date on the status of the District's minimal freeway program which, of course, is one of the vital elements in the overall balanced transportation system planned for the entire Washington metropolitan area. I will refer to a map, similar to others I have displayed to your committee in previous years, which is color coded for the various stages of completion of the network.

FREEWAY PROGRAM

Beginning outside of the District of Columbia, the portions of the system completed and in use are indicated in solid red. The Capital Beltway (I–495), which is now widened to four lanes each way from

west of Silver Spring to the Woodrow Wilson Bridge, has been in heavy use since 1964; Shirley Highway (I–95), which has been in use for over 20 years, is now being widened to provide three lanes in each direction with two reversible flow lanes to the 14th Street Bridge; I–66 in Virginia is completed west of the Capital Beltway; the Dulles Access Road is built to a point three-quarters of a mile inside the beltway; I–70S in Maryland, west of the Capital Beltway, has been in use for over 10 years; and I–95 in Maryland, between the Capital and Baltimore Beltways, was completed in July 1971.

The remaining elements of the freeway system outside the District include, in dashed red, the portions still in the design stage; namely, I–66 with a connection to the Dulles Access Road which will provide a direct route between Dulles Airport and the central city. As you are aware, the U.S. court of appeals in Richmond halted further progress on I–66 pending additional hearings and environmental studies. These studies are targeted for completion in the fall of this year.

TRANSPORTATION ALTERNATIVES STUDY

The crosshatched area from the District of Columbia line northeast to the Capital Beltway defines the limits of the Maryland transportation alternatives study for Prince Georges County. The study, which commenced last August, is analyzing five mixed mode transportation packages. All of the packages emphasize public transit insofar as that mode can handle commuter and other type of people movement, home-to-work movement. The fifth would maximize the use of existing and committed facilities. Study output is scheduled for public discussion in late spring or early summer of this year.

On these proposals some of the people would be moving in by rail and some would be moving by buses on freeways. Mr. DeGast keeps abreast of this closer than I do. They still expect to go to hearing in June?

Mr. DEGAST. Yes, sir.

Mr. AIRIS. With these five proposals.

STATUS OF LOCAL FREEWAY PROGRAM

The same symbols are used to indicate the various freeway routes within the District. Of the original 29.5 miles contemplated, 10.8 miles are completed and in heavy use. These are the Theodore Roosevelt Bridge and a portion of the Potomac River Freeway (I–66) including the connecting E Street Expressway; the 14th Street bridges (I–95) including the new center bridge which was opened to use by express buses 2 years ago; the Southwest Freeway (I–95) including the northbound 12th Street Expressway and the southbound 9th Street Expressway; the Southeast Freeway (I–695) to the completed 11th Street bridges over the Anacostia River; and the Anacostia Freeway (I–295).

Incidentally, the 14th Street Bridge is carrying over 70,000 vehicles a day and the Anacostia Freeway varies in various segments, from around 40,000 up to close to 100,000 vehicles a day.

Approximately 1.8 miles of the system are now under construction. These include the center leg freeway (I–95) between D Street SW., and Massachusetts Avenue NW., now scheduled for completion in August of this year.

95-872 O - 73 - pt. 2 -- 55

The K Street structure over the center leg is the first contract in the portion between Massachusetts Avenue and New York Avenue. That is 40 percent complete.

A segment of the east leg (I–295) is under construction between interchange "C" and Barney Circle at Pennsylvania Avenue.

I should also mention that the outbound movement on that segment was completed and put into operation on May 2. The inbound will be finished sometime this summer.

Mr. Chairman, you will remember last year you queried me on this and I gave you a target date of early this year. We missed it by a little bit.

Mr. Giaimo questioned me on the 14th Street Bridge complex at the District of Columbia end of the 14th Street bridges, and I gave him a target date of last December. We did get it completed early this year and it is, as I pointed out, in heavy use. It is complete except for landscaping.

COURT ACTION ON THREE SISTERS BRIDGE

The Three Sisters Bridge (I–266) is shown in the construction stage although, as you are aware, construction was halted by court action in August 1970. Since the U.S. Supreme Court has refused to hear the case, construction will likely remain halted until the U.S. Department of Transportation can satisfy the requirements imposed on it by the courts or until Congress passes additional legislation as suggested by Chief Justice Burger of the U.S. Supreme Court in his comments on the decision.

POTOMAC RIVER FREEWAY

The Potomac River Freeway (I–266) along the Georgetown waterfront has been in the design stage. In January 1972, however, a special study was undertaken to prepare a sectional development plan for the Georgetown waterfront. The study addresses the socioeconomic and environmental impact aspects of the freeway concurrent with recommending guidelines for future land developments. Sponsored by the Secretary of Transportation and administered through the National Capital Planning Commission, the study is a cooperative effort with the District government, the Department of the Interior, and the Department of Housing and Urban Development. The final design of this project, of course, is tied to some extent to the resolution of the Three Sisters Bridge problem and, indeed, to the resolution of I–66 in Virginia.

SOUTH LEG

The south leg has been the subject of much discussion and activity during the past year. A combined corridor and design public hearing was held in early September 1972. As a part of the hearing, the subject of environmental impact was reviewed consistent with the National Environmental Policy Act of 1969. Environmental concern cited by agencies which reviewed the draft environmental impact statement has required that this Department analyze this project in greater depth than any project heretofore. We have made progress, however, and are now at the threshold of submitting a final environmental impact statement and the combinned corridor and design recommendations to the U.S. Department of Transportation. These actions are at the moment subject to final review and approval of the Mayor and City Council.

This Department's recommended alternative is to construct three separate 1,300 foot tunnels on an alinement west of the Lincoln Memorial and underpassing the northern neck of the Tidal Basin.

I am sorry that I don't have a large-scale drawing with me, but in any event we have been able to accomplish what we think is a very good alternative that could be justified from the park planning standpoint alone.

This plan can ultimately be converted into one long tunnel which will make the area west of the Tidal Basin fully usable as a park-visitor complex.

This can be accomplished at the time the requirements of the Clean Air Act of 1970 become effective. The facility as we have designed it, even with the two short sections of open, depressed portions, we feel can be justified from a park standpoint alone, as it turns back 4 acres of land that is now occupied by surface roads to the Park Service.

EAST LEG OF INNER LOOP

The east leg of the inner loop, from Barney Circle north to Bladensburg Road, is shown in the design status. Work is now underway to assess the environmental consequences of this segment and to prepare for a combined corridor and design public hearing that is needed in view of past court orders on this project.

OTHER FREEWAY SEGMENTS

The remainder of the system is in a preliminary study status. The Federal-Aid Highway Act of 1970 required that these segments, namely, the north leg (I–66)), Northeast-North Central Freeway (I–70S and I–95), and the upper end of the east leg, be restudied with a report submitted to Congress by December 31, 1971. As I reported last year, the study was completed. The District of Columbia City Council held extensive hearings and recommended a freeway system as shown on the overlay of this map. Commissioner Washington's report to Congress, submitted December 30, 1971, endorsed the Council's recommendations. The Secretary of Transportation submitted a report with similar recommendations.

I should point out that the main difference in the system which was recommended by the Mayor, the Secretary of Transportation, and the City Council are that the North Central Freeway along the alinement of the B. & O. Railroad, was eliminated and a substitute was made in the corridor of New York Avenue and the Penn Central Railroad, going past the Fort Lincoln development. We feel that it is a political decision and we support it. It will certainly be of great help to the city if it can be worked out with Maryland and something can finally be constructed.

1974 FUNDS FOR FREEWAY PROJECTS

Our capital outlay program includes funds for two freeway projects—the south leg and the east leg. Also included is another increment for the new H Street Northeast grade separation over the Washington Terminal tracks, which must be tied in with the National Visitors Center, scheduled for completion in 1976. Other major projects in-

clude various types of resurfacing and bridge improvements, which I referred to earlier, repaving Massachusetts Avenue in the vicinity of the Union Stations Visitors Center; additional segments of the Southern Avenue project; improvement of two streets in the Fort Lincoln area—that includes Eastern Avenue and South Dakota Avenue—installation of a bicycle route network; and, of course, another increment in the program to convert the city's street lights to the new sodium vapor lights as a part of the crime reduction program. I will be happy to discuss any of these projects in detail.

In summary, Mr. Chairman, this is a minimal budget, limited by the amount of available funds. With the demands and needs for all of our various programs, it would be quite difficult to establish priorities and increase one program at the expense of another. There are relatively few program increases, and our level of expenditures will be on a par with the current fiscal year, while continuing price increases in materials and contract costs may tend to reduce our output.

That is a serious thing and it continues to be as a matter of the overall economy.

SUMMARY OF BUDGET REQUEST

The total "Operating expenses" request is $19,508,000, of which $12,749,600 is payable from the highway fund; $4,118,100 from the general fund; $640,800 from the motor vehicle parking account; and $2 million from Federal revenue sharing. Major increases include $250,000 for maintenance of park areas; $200,000 for operation and maintenance of the center leg and Ninth Street under the Mall; $107,300 and 11 positions for carrying out the functions of the former Motor Vehicle Parking Agency; $720,100 for electrical energy, due largely to rate increases granted the Potomac Electric Power Co. by the Public Service Commission; $115,000 for annualization of positions approved in the 1973 budget and $10,000 for installation of plastic pavement markings.

Mr. Chairman, this concludes my opening statement. I am prepared to answer any questions the committee may have. Thank you.

Mr. NATCHER. Thank you, Mr. Airis. I will now yield to Mr. Burlison.

CONTINUATION OF INTERSTATE HIGHWAY 295

Mr. BURLISON. Thank you very much, Mr. Chairman.

Mr. Airis, I have one question that is of some parochial interest to me. Would you point out on the map the southernmost terminus of Highway 295, where it intersects 495?

What plans, if any, are there for a continuation of 295 onto the south and to the east?

Mr. AIRIS. At one time the plan was to continue on to the southeast. This location is in Maryland.

Mr. BURLISON. That is outside your jurisdiction?

Mr. AIRIS. Yes.

Mr. BURLISON. For my own edification, if you happen to know, would you go ahead and tell me what is planned for it now, if you happen to know?

Mr. AIRIS. Mr. DeGast, are you able to discuss this?

Mr. DEGAST. There have been a number of alternatives that I can briefly mention.

Mr. AIRIS. Answer the question specifically, what was planned before.

Mr. DEGAST. At one time in a mass transportation study plan for the metropolitan area it was proposed to construct an additional penetrator through southeast Washington, out past Rosecroft Raceway. The opportunity to build that through highly developed area was changed because of the environmental impact, and it has now been discarded. The most recent plan we are aware of from Prince Georges County is an extension of this to hook up with Indian Head Highway improvement south, considerably south.

Mr. AIRIS. Do we have any idea on the exact alinement, or don't we?

Mr. DEGAST. I think there have been a couple of alternative alinements. It would be difficult to say.

Mr. AIRIS. If we don't know what they are proposing, it is conjecture with us and we shouldn't point it out then. It generally is in this vicinity [pointing].

Mr. DEGAST. This is the Indian Head corridor shown in blue [pointing], and someplace south of the beltway these would intersect and feed in [pointing].

Mr. BURLISON. Do you know whether these plans are just in the talking stage or are there some specific plans?

Mr. AIRIS. I don't think we know for sure. I would be very happy to touch base with them and either drop you a note or do what you would like.

Mr. BURLISON. I don't think there is any reason to put that in the record, but I would appreciate it if you would send me a note on that.

Thank you very much, Mr. Chairman.

ENGINEERS IN DEPARTMENT OF HIGHWAYS AND TRAFFIC

Mr. NATCHER. Mr. Airis, as I noted earlier, you are requesting a total of 1,549 positions for fiscal year 1974. According to the justifications, 683 of these will be permanent authorized capital outlay positions. How many of these positions are engineer positions?

Mr. AIRIS. Would you let me consult?

Mr. NATCHER. Go right ahead.

Mr. BOYNTON. Mr. Chairman, we have a total of 374 engineering and engineering technicians positions in the Department. A few of those are operating expense positions. I don't have the figure on those but I can correct it for the record.

Mr. NATCHER. That will be fine.

[The following information was submitted for the record:]

DEPARTMENT OF HIGHWAYS AND TRAFFIC
F.Y. 1974 CAPITAL OUTLAY POSITIONS

	Engineers			Traffic, Bridge Civil, Highway, Structural Technicians			Other			Grand Total		
	Filled	Vacant	Total	Filled	Vacant	Total	Filled	Vacant	Total	Filled	Vacant	Total
Administration:	....	....	....	....	....	....	7	....	7	7	....	7
Design, Engineering & Research:	45	18	63	16	8	24	56	25	81	117	51	168
Construction and Maintenance:												
Maintenance of Streets	6	6	12	121	65	186	7	8	15	134	79	213
Maintenance of Bridges	27	32	59	47	25	72	1	1	2	75	58	133
Maintenance of Trees and Landscaping	....	....	....	....	....	....	5	....	5	5	....	5
Utility, Coordination and Control	....	....	....	....	....	....	8	2	10	8	2	10
Total, Construction and Maintenance	33	38	71	168	90	258	21	11	32	222	139	361
Traffic Engineering and Operations:												
Traffic Planning and Design	14	9	23	7	2	9	20	10	30	41	21	62
Electrical Services	....	....	....	....	....	....	8	2	10	8	2	10
Traffic Operations	4	2	6	8	1	9	2	1	3	14	4	18
Total, Traffic Engineering and Operations	18	11	29	15	3	18	30	13	43	63	27	90
Planning and Programming	14	6	20	3	1	4	27	5	32	44	12	56
Grand Total	110	73	183	202	102	304	141	54	195	453	229	682

QUESTION OF NEED FOR ENGINEERING AND TECHNICIAN POSITIONS

Mr. NATCHER. You say you have 374 engineering and technician positions.

Mr. Airis, what justification is there to keep these positions in the Department of Highways and Traffic at this time?

Why do you need these positions and this money?

Mr. AIRIS. That gets back to the guts of what the Department is doing. We are charged, of course, to maintain the street plant system and handle traffic operations and quite a large variety of other essential activities in the District of Columbia. If I interpret your question correctly, it concerns the work in the past in the building of freeways and other large street projects. It is true that there has been a reduction in the amount of freeway work performed by the Department, but the traffic and the movement of people and goods on the streets and the work on the streets and construction of buildings is not reduced in any way. It has kept increasing.

In order to handle that continued volume of traffic we have a 15-point program that is indicated on the chart. All of these programs or subprograms are complicated, and require engineers and engineering technicians in order to make them operate properly. They have all increased, parking, one-way streets, reversible flow streets, turn restrictions, extensive pavement markings, traffic signal betterment, traffic operation center, which is in the embryonic stage, encouragement of bus usage, such as the Shirley Highway project, and a number of others that we have instituted, as well as staggered work hours.

We would note that activity in order to handle the traffic, has increased in these other technical operations and the numbers of technicians and engineers required in order to operate them have remained about the same, even though the larger construction has decreased to some extent. There has been a decrease over the years because of a variety of reasons. Not a very large decrease because the duties and requirements are still there.

SUPPLEMENTAL STATEMENT ON ENGINEERING POSITIONS

Mr. NATCHER. Mr. Airis, when you get the transcript you will want to go over it and probably supplement your remarks as to why you need the present number of engineering and technician positions. You may want to amplify on that.

[The information follows:]

The tabulation of the 682 capital outlay positions which has been furnished to the committee indicates that 487 of that total are engineering and engineering technician positions. The remainder of the capital outlay positions are support type personnel, such as engineering aids, inspectors, and clerical; 175 of the engineering and engineering technician positions were vacant as of May 16, 1973. These positions have been kept vacant in part because the freeway construction program has not gone forward as anticipated. In addition, several hiring freezes over the past few years, and a grade reduction program have forced us to hold back on recruiting.

While it is true that the volume of freeway-type construction in the District is down due to court decisions and other delays, there is however still an urgent need to retain the majority of these positions, and this need is set forth in succeeding paragraphs:

There are 16 vacant engineering and engineering technician positions in the Bureau of Design Engineering and Research. The department is actively recruiting to fill as many of these positions as possible. It should be noted that the major portion of the design work on the interstate freeway system has been

carried out by engineering consultants. A drop in this workload therefore has little affect on the need for employees in this bureau. As you know, since the approval of the 1972 Appropriation Act the department has been exerting great efforts to improve the condition of the city streets. This has become necessary due in part to the heavy volume of subway construction and building construction in the city. Also, because of the lack of a full and complete freeway system, the city streets will have to continue to carry greater volumes of traffic than are desirable under the balanced transportation system concept. As contrasted with freeway design, necessary design work for street paving and resurfacing projects is performed in-house, and the workload for this type of operation is abnormally heavy.

In the Bureau of Construction and Maintenance 128 out of 329 engineering and engineering technician positions are vacant. Of these, 71 are in the Street Division and 57 are in the Bridge Division. As in the case of the Bureau of Design Engineering and Research, the workload in the Street Division is extremely heavy due to the great volume of repaving and resurfacing projects. The abolishment of a portion of these positions would seriously hamper our efforts in holding our streets in a satisfactory condition.

The number of vacant positions in the Bridge Division has substantially increased over the past 2 or 3 years due to the delays in the freeway construction program. We have not been filling vacancies in this area and we feel that at the present time the Bridge Division is at the very minimum level under which it can operate efficiently. We feel it will be necessary in the immediate future to begin recruitment for a substantial number of these vacancies to carry out freeway type and other structural projects that are targeted to be under way in the near future. These projects include the south leg of the Inner Loop Freeway, portions of the east leg, the H Street Viaduct, the center leg north of Massachusetts Avenue, the T Street railroad bridge and the 9th Street railorad bridge. If we are able to proceed with these projects during the forthcoming fiscal year, it will be necessary to utilize substantially all of the vacant positions in the Bridge Division. Of course, the positions would be filled only as needed, and if any of these projects do not get under way as anticipated, some of the positions will remain vacant. If any of these positions were abolished, and we were able to proceed with the planned construction program, the projects would be understaffed, and it would become necessary to request additional positions, which would result in further delays.

The 14 vacant engineering and engineering technician positions in the Bureau of Traffic Engineering and Operations result chiefly from turnover. These positions are traffic engineers and their duties and responsibilities are not directly tied to freeway construction. In fact delays in freeway system completion which would take traffic off of local city streets tend to increase the requirements for traffic engineers.

We are recruiting for the seven vacancies in the Office of Planning and Programing. The planning process must go on even though freeway construction is delayed. The delays tend to increase the workload for this office. One significant increase in workload, for example, has been brought on by the necessity for preparing environmental impact statements.

Center Leg Freeway Project Near Rayburn Building

Mr. Natcher. Mr. Airis, we discussed the Center Leg Freeway project earlier in the hearings and you have just stated to the committee in your general statement that it is now scheduled for completion in August of this year. Last year your target was January 1973. How many years has this project been underway?

Mr. Airis. 7 years.

Mr. Natcher. This is the 7th year?

Mr. Airis. That is correct.

Mr. Natcher. Mr. Airis, I believe that you will agree with me that this project has been probably the most unusual project that you have had anything to do with since you have been in the District of Columbia government. When you think about a project such as this one being underway, going into the 7th year, all I can say to you is the same thing I said when the Commissioner was before the committee

at the opening of the general hearings on the budget for fiscal year 1974. That was that this project is nothing but a disgrace. I say that to you frankly.

I have pointed out to you and the members of your staff, from time to time, matters concerning this project. It is located behind the Rayburn Office Building of the House of Representatives. For several years now Members and staff have stopped me in the hallways of the office building and the Capitol Building, on the floor of the House, and inquired as to how long this project would be underway before completion. I know there were a number of changes made in this project. I received a letter from the contractor who, I imagine, had been admonished by you and the members of your staff for the delay in this project, in which the contractor said that the delay was caused in the main by the great many changes that had been made in the project. We have that letter on file here in this office.

Mr. Airis, for 2 or 3 years I pointed out to you the fact that in the mornings when the employees of the House and the Members offices and the Members of Congress were driving in on this I–95 connecting link behind the House Office Buildings, that the employees of the construction firm apparently were just standing along the wayside looking at the cars to see how they were being operated, and not just one or two or three men. One morning I counted nine within a radius of one city block. I don't know what that means as far as the construction firm is concerned, but I know that this project is one that none of us can be proud of. We have talked to you now for several years about this project.

If this is an example of the other projects which will be underway in the future in the District of Columbia, and those that are now underway, it certainly does not speak well for any that will be started in the future or those that are underway. I think in all fairness to the members of the committee and to the Members of the Congress, I should point these matters out to you.

Condition of Streets

Mr. Airis, you have discussed the street maintenance program in your statement and you indicate that you feel that you are making real progress in this effort. As you will recall, on the opening day we pointed out at the time the Commissioner was here, that the condition of the streets in the District of Columbia is not good. If you will, I would like for you to prepare a statement to be placed in the record at this point concerning the conditions of the streets generally.

What improvements have been made. You know we have discussed this with you for a period of 5 years. We have added additional amounts over your budget requests. One year the amount requested for the maintenance of streets was a little over $2 million. We put in almost $3 million additional money, making a total of a little over $5 million for repair of the streets here in our Nation's Capital. I know with the thousands of vehicles using these streets every day, including the days when snow is on the ground and with the changing weather potholes and other conditions develop that place them out of repair—I know the conditions.

Mr. Airis, I do think that the streets in our Nation's Capital should be in better condition and I wish that you would file a statement and turn it over to Mr. Silsby, detailing the improvements made since we provided the additional money, what you are doing now to bring our streets up to grade and place them in a condition whereby they can be used. I know that as far as some of the main streets as we know them in the city of Washington, Massachusetts and Wisconsin Avenues and thoroughfares, maybe they are not in as bad condition as some of the side streets that lead into the main streets, but I know that the people in the city are generally concerned about it. I receive letters from people in the city inquiring as to what will be done in regard to repairing the streets particularly in the areas they live in or conduct business in. It is a serious matter and I would appreciate it as one member of the committee if you would give this your full attention and see if we cannot bring our streets up to grade and place them in a position where they can be used without causing all kinds of difficulty in the operation of automobiles and other vehicles.

STATUS OF STREET MAINTENANCE PROGRAM

Place that statement in the record or give it to Mr. Silsby.

[The information follows:]

The condition of the streets in the District of Columbia varies from good to poor. Streets that have recently been repaved or that carry low traffic loads are in good condition. Streets that presently carry great volumes of construction traffic in connection with the subway and extensive building developments are in poor condition. Some other streets that also badly need reconstruction are being delayed to coordinate with other public works projects, such as Metro. An illustration of the latter category is the section of Massachusetts Avenue in the vicinity of Union Sation. It badly needs reconstruction, but only now is the Visitors' Center and the subway construction far enough advanced to permit this project to proceed. Another example is Wisconsin Avenue, NW., between Tenley Circle and Western Avenue, which is in need of resurfacing. Since this is one of the Metro routes, it would not be economically feasible to repave this street in advance of the pending subway construction.

The heavy construction traffic, particularly heavily laden dump trucks, concrete trucks, and mobile cranes plus heavy bus traffic, has placed a severe strain on the city's streets and highways. Constant maintenance is necessary to keep these heavily used streets in a reasonably satisfactory condition.

In view of the above noted circumstances, it is the assessment of our engineers that are continually engaged in traffic operations and street construction that in generally the city streets are satisfactory from a safety standpoint, and that by continuous maintenance efforts the department will be able to maintain them at this level.

When the present wave of construction activity subsides there should be a marked improvement in conditions. Streets now delayed by other construction projects will be repaved as rapidly as available revenues will allow.

In the meantime, we will continue our program of resurfacing streets that are not affected by other projects or are subject to other delays.

Since the approval of the 1972 appropriation which contained additional funding for this purpose, the department has repaved or resurfaced 156 streets. Another 173 streets are now under contract. A detailed listing of these streets has been furnished to the committee.

Mr. NATCHER. Mr. Myers, general questions before we take up with Mr. Airis the amounts in his budget and the new positions that he is seeking.

Go right ahead before I yield to Mr. Myers.

EFFORTS TO IMPROVE STREET CONDITIONS

Mr. AIRIS. Number one, I appreciate the criticism and I know it is intended to make things better. I would like to point out that the Departments is far from satisfied with the street conditions. However, as you are aware, it is a matter of what you are comparing our streets with?

If you compare these streets to New York, I think you would agree without much argument that they are in far better shape than New York's. That is one thing.

There is a lot of room for improvement. We are going to improve conditions. Contracts are underway right now that will provide for a substantial improvement on some of our arterials. The cause of this deterioration of streets I think is evident to everyone, too; that is, the great amount of truck traffic that we are experiencing now due to subway construction. Eighteen million yards are being hauled over the streets for the subway project and probably two-thirds of that will have to be returned in the form of concrete. We no longer can get concrete aggregates from down the river; they have to come overland. Again, our city streets have to take care of this.

Then, in addition, there is a tremendous amount of building and utility work going on here that is tearing up our streets. I want to point out that this is a crucial problem—it is one of the things that we have to work and work very hard to make better. I do think we are making some progress. I don't think we have to take a back seat on some of the arterials that have been repaired over the past year or year and a half. We are going to do better as the full effect of this additional funding is realized; when we complete the contracts that are already obligated, and the 1974 budget comes into effect.

PROBLEMS WITH CENTER LEG FREEWAY PROJECT NEAR RAYBURN BUILDING

In regard to the Center Leg, 6 to 7 years is one heck of a long time. I know the problems with some of the workmen there. We periodically straightened that up and it probably has recurred to some extent. This particular contract is nearing completion. We have a number of claims from the contractor that are not settled, and we feel dubious about some of the claims that have been advanced on that particular contract. Nevertheless, this project is one of a kind. A project of this scope and size has not been attempted before with the air rights projects. We have probably the world's outstanding air rights project on the Labor Building alone. We had a very complicated reflecting pool that had to go over the Freeway, with all of the problems of waterproofing that go with it.

On the south end we have a HEW Building that also is an air rights project. The length of the tunnel structure is about two-thirds of a mile and it requires very complicated and very meticulous air ventilation for it to work properly. The visual problems that go with designing and take off inside a tunnel were imposed on the Department as a result of where this project was to be built and the manner in which it was to be built.

In addition to those, at a rather late date the Department had to accommodate the subway across the project at D Street, and the Metro works is not yet completed. Between D Street and E Street we have a

Tax Court building under way, and there has been considerable discussion over a canopy to go across the freeway. All of these add up to a very, very complicated project. These are the principal reasons that this project has not been finished in the time that we would like to have accomplished it; that is, 3 to 4 years instead of 6 to 7 years.

I just mentioned this in justice to the very fine technical people we have, some of whom are sitting behind me and some of whom are out on the job making it go right now.

I think I should point this out. While it is not what we hoped for, we have a target date of August 8 to open this project up. We hope that everybody will be pleasantly surprised with it. I thank you very much for listening to me.

Mr. NATCHER. Mr. Myers?

TIME REQUIRED TO COMPLETE HIGHWAY PROJECTS

Mr. MYERS. Thank you, Mr. Chairman.

In general, Mr. Airis, I have to agree with our chairman in his observation about the time consumed here on several projects. As a personal reference, I just came back from a little trip to the Orient, and one night we went to a hotel in Tokyo and they had dirt piled 30 feet in the air and clear across the street and only one-lane traffic. I commented to the taxi driver, who spoke pretty good English, "You people are going to have a problem with the street all torn up."

He said, "No. It will be corrected in the morning."

Sure enough, the next morning I had a 7 o'clock breakfast and left the hotel a little before 7 a.m. I went across that street, and you wouldn't know it had been torn up. The job was done overnight. I couldn't help but think how the streets are torn up here, much of which is not your fault.

Have you ever noticed that you can hardly do anything here in the city, repairing a street or improving the surface transportation, without going through many, many hours and thousands of dollars of expenditure for environmental impact studies, and in building this subway system it is being done without the first environmental impact study. Am I right in that observation?

Mr. AIRIS. I think so.

Mr. WALLACE. WMATA has a general study on impact for the whole system. I think this has been completed.

Mr. AIRIS. Nothing like the detailed impact studies we are required to come out with at the present time on any project that we are advancing.

STATUS OF I–66 INTERSTATE PROJECT

Mr. MYERS. I read a report from a meeting held in Virginia relative to the I–66 construction, Three Sisters Bridge, and linkup with the District. In that report some official there commented that the District of Columbia could go ahead and complete their part of I–66. There really was no legal holdup. Do you share the same view, that there is a way you can go ahead and complete your part of the I–66 project?

Mr. AIRIS. The Three Sisters Bridge?

Mr. MYERS. The Three Sisters Bridge and the connection east of that.

Mr. AIRIS. 266 over the Georgetown waterfront?

Mr. MYERS. Yes.

Mr. AIRIS. The court order made certain stipulations to the Department of Transportation which involved the Department of Highways and Traffic in regard to hearings, 4F statements—and what else?

Mr. DEGAST. Hearing on environmental impact, filing of certain papers.

Mr. MYERS. Has that been done?

Mr. AIRIS. It is underway. As I pointed out in the opening statement, the Secretary decided that there would be a sectional development plan on the Georgetown waterfront. That is about midstream right now. It concerns such matters as the Inland Steel project, which has been in controversy, and the form which the freeway will take as tied to the development of the whole Georgetown waterfront.

Until we can get some kind of a reading out of this study, you cannot really hold the detailed hearing on design that is required and clear up the court decision.

Mr. MYERS. The comment at the meeting, I believe it was by an official of the Virginia Department of Highways but I could be wrong about that—someone made the comment that the District could go ahead. That comment was wrong?

Mr. AIRIS. It could go ahead. I think you are probably right. It could go ahead subject to the requirements of the appeals court, which are very complicated.

Mr. MYERS. They will be completed this year?

Mr. AIRIS. I say we will try hard to get the major part of them completed this year. I cannot guarantee that we would get the project underway this year.

COST OF 14TH STREET BRIDGE PROJECT

Mr. MYERS. How much did the center portion, the newest portion of the 14th Street Bridge cost?

Mr. AIRIS. The bridge itself?

Mr. MYERS. Yes.

Mr. AIRIS. I would have to give an off-the-cuff estimate.

Mr. WALLACE. $10.2 million for the main bridge, and $4.6 million for the approaches.

Mr. AIRIS. I am certain that is in the record. Ten million for the main bridge and whatever the approaches cost, which are quite complicated.

Mr. MYERS. For the past 2 years all that bridge has ever been used for is a few buses a day?

Mr. AIRIS. Quite a few. It carries 11,000 passengers in and 11,000 out.

Mr. MYERS. Per passenger that is a very high cost, isn't it?

Mr. AIRIS. Yes, sir, but it is only the beginning. Of course, it is the north end of the Shirley Highway and it will——

Mr. MYERS. Which was just opened in the last week, except for the bridge?

Mr. AIRIS. Yes, sir.

USE OF NEW 14TH STREET BRIDGE FOR GENERAL TRAFFIC

Mr. MYERS. Will it ever be opened for general traffic?

Mr. AIRIS. I don't know. This is something that has to be decided.

Personally, professionally my feeling is that we probably shouldn't open it to the general public. On the other hand, there are arguments for opening it to the general public. There should be adequate lanes for the general public other than the center lanes. But as I say, there are cogent arguments to open it for the general public. It has not yet been decided fully.

Mr. MYERS. How many lanes does that new portion of the 14th Street Bridge have? I have never been on it, being just an average taxpayer.

Mr. WALLACE. Four operational lanes. Actually the bridge is wide enough for six lanes.

Mr. AIRIS. Four operational lanes, and in accordance with the requirements for the construction of bridges, we have two other lanes that are either available for emergency or shoulder lanes or operational lanes.

Mr. MYERS. The bridge construction is wide enough for six lanes?

Mr. AIRIS. Yes, sir.

Mr. MYERS. You think it may never be open to the general public?

Mr. AIRIS. This remains to be worked out.

Mr. MYERS. Then we wasted an awful lot of money. You could build a three-lane bridge for buses cheaper than a six-lane bridge which isn't fully utilized.

SHIRLEY HIGHWAY TRAFFIC AND THE 14TH STREET BRIDGE

Mr. AIRIS. I am not sure what is going to happen on that. It is the end of the Shirley Highway, and what happens on the Shirley Highway will have some considerable effect on what we do here. One will be done in conjuction with the other. If the movement of people by public transit keeps increasing, as I think it should, those lanes have terrific capacity and there probably won't be the need to open it up.

Mr. MYERS. Do you think you are ever going to have six lanes of buses using the bridge?

Mr. AIRIS. I don't think you will have six lanes of buses but you should have enough to fill up two lanes. Maybe it means that we will have our heavy-duty trucks on there in addition to buses or carpools, something like that. This does have to be decided in the next year.

Mr. MYERS. Who is going to decide that?

Mr. AIRIS. I think it will be a composite of the two highway departments, principally, working with the Council of Governments. The feeling of the local jurisdictions involved, Northern Virginia and the District of Columbia, will be considered.

Mr. MYERS. If that is going to be the recommendation of the Department, I am going to look cautiously at any budget in the city if it is going to be for a privileged few. I must tell you that I am going to have some serious reservations in the future. I think we should have a full commitment as to who is going to use these projects in the future before we authorize such a large expenditure for 11,000 people.

Mr. AIRIS. I think you have to look at it in perspective. Just to date, 11,000 people are riding on public transit that used to come in at the rate of 1.4 per car. It makes considerable road space available for the vehicles that do come in.

Mr. MYERS. No question about that. Six lanes of bridge. How many buses go each way a day handling 11,000 people, over how many hours?

Mr. AIRIS. I am not prepared to give you the number. It is a sizable number. It is not anywhere near the capacity of the lanes. That is true.

Mr. MYERS. I travel the 14th Street Bridge twice daily and I must say I can count on one hand the number of buses I see on the bridge at one time.

Mr. AIRIS. You should experience quite a bit of betterment in your movement across the bridge with the opening of Shirley Highway.

BOTTLENECK AT 14TH STREET BRIDGE

Mr. MYERS. I don't use Shirley Highway but I find the bottleneck is getting down to the 14th Street Bridge.

Mr. AIRIS. It usually has come in the past from the bottleneck around the Pentagon, which backs up to the 14th Street. I think with Shirley Highway opened up we have the capability of opening up the 14th Street corridor bottleneck. It may be, Congressman, that since we have these lanes on the bridge it may well be that we will have to open the bridge up to other traffic and have buses use the two center lanes. It could be something like that.

Mr. MYERS. I can see that.I think buses are fine and I am not against the buses using the bridge, but I think two lanes ought to be sufficient, or even one lane, as far as I can see. You can put the buses end to end on one lane and get them across a lot faster than the automobiles can by using only the remainder of the 14th Street Bridge.

Mr. AIRIS. There is terrific capacity there if used right.

Mr. MYERS. For that size bridge, I am shocked at your recommendation that it never be opened to the general public.

Mr. AIRIS. As I said, this needs looking into. I am not fixed on this position.

DISTRICT'S MOTOR VEHICLE POOL

Mr. MYERS. On page 2 you speak about the motor pool you are operating. How many vehicles do you have in that motor pool?

Mr. AIRIS. We have about 73 vehicles; 19 are pool cars; 19 are drive-yourself cars; 9 shuttle buses; and 11 mail messenger cars. We have 13 clunkers that are being turned in.

Mr. MYERS. Eleven mail cars?

Mr. AIRIS. Mail messenger cars. They are run by Mr. Starobin.

Mr. MYERS. A city of this size has 11 mail cars?

Mr. AIRIS. Mail messenger cars, that is right. We do work in a large variety of places around the city.

Mr. BOYNTON. Those cars are not operated by us; they are detailed to Mr. Starobin of the Department of General Services, who operates the mail messenger service for the District Government.

MOTOR POOL DRIVERS

Mr. MYERS. How many drivers do you have assigned to these 70-some vehicles? All of them have a driver?

Mr. BOYNTON. No, sir.

Mr. AIRIS. No, sir.

Mr. BOYNTON. We have drivers for the 19 driver pool cars and the 9 shuttle buses. That is a total of 28 drivers.

Mr. MYERS. Do they have any other responsibilities besides being a chauffeur?

Mr. BOYNTON. No, sir. That is all. They drive constantly, all day.

Mr. MYERS. On call for any agency in the city?

Mr. BOYNTON. That is right.

Mr. AIRIS. Shuttle buses operate on a fixed route and are continuously moving. They are small buses.

Mr. MYERS. They are available to city employees who want to go from say this building to one of the District's buildings?

Mr. AIRIS. Yes, sir. We do not run them up to the Capitol, but we run the shuttle buses to the Municipal Center, District Building, a variety of other buildings used by the municipal government.

PROCEDURE FOR REQUISITIONING POOL VEHICLE

Mr. MYERS. How does one requisition a chauffeur-driven vehicle?

Mr. AIRIS. The system is that each department or agency has a person who is designated as the contact with the motor pool. Requests for service from any agency are coordinated by the designated contact, and then phoned in to the motor pool dispatcher.

USERS OF "DRIVE-YOURSELF" CARS

Mr. MYERS. Do you have any vehicles regularly assigned to an agency or department that is sent there each day for that department's use?

Mr. AIRIS. As I pointed out, the mail messenger cars that are turned over to Mr. Starobin on a daily basis and he uses them for mail messenger service for the District. There are a few others that pick a car up and bring it back daily. Drive-yourself vehicles.

Mr. MYERS. Could you give the committee a list of who those are?

Mr. AIRIS. I don't have it right here, but we will be glad to do it.

[The following was submitted for the record:]

There are no regular full-time exclusive assignments of chauffeur-driven pool cars in the central motor pool. A pool car does report each morning to the Chairman of the City Council. This car is released by the Chairman when not in use and returns to the pool for other assignments.

ASSIGNMENT OF MOTOR POOL CARS AND DRIVERS

Mr. MYERS. Does any agency or department have an assigned driver and vehicle every day out of your pool?

Mr. BOYNTON. Not out of our pool. The chauffeur-driven service is on a call basis. They must be called and they must be released after the individual is taken to his destination.

Mr. AIRIS. The Council Chairman has a car that is not exactly regularly assigned to him, but the chauffeur goes to the District Building with a car at his disposal during the day. He is released by the Council Chairman every time he doesn't have a need for him, so actually it is very close to taxi service.

Mr. MYERS. Do you log the vehicles out daily as a military pool does, with the name of the person who signs for it and so forth?

Mr. AIRIS. Yes, sir.
Mr. MYERS. Does the dispatcher keep a log?
Mr. BOYNTON. Yes, sir.

LOG OF MOTOR POOL OPERATION

Mr. MYERS. Would you send us a copy of the log for last Wednesday, May 9?
Mr. BOYNTON. We will be glad to.
[The log follows:]

TRANSPORTATION DIVISION DRIVE-UR-SELF VEHICLE RECORD

Tag No. EXO-72-22, GF-201. Time assigned: 10:20 a.m. Time released: 1:50 p.m. Date: May 9, 1973. Department: District of Columbia Personnel Assignment: Pickup. Program material—meeting. Authorized by Powell—629-2414.

Tag No. GF-202. Time assigned: 7:48 a.m. Time released: 4:15 p.m. Date: May 9, 1973. Driver's signature: Gerald A. Grant—72-0221. Department: Environmental Services. Assignment: Pickups. Authorized by James C. Lucore.

Tag No. GF-205. Time assigned: 1:17 p.m. Time released: 3:05 p.m. Date: May 9, 1973. Driver's signature: C. W. Bazemore. Department: Highways and Traffic. Assignment: Washington Circle Area. Authorized by Mr. Sleemi.

Tag No. GF-214. Time assigned: 8:25 a.m. Time released: 4:20 p.m. Date: May 9, 1973: Driver's signature: Russell D. Miles. Department: General Service Administration—B.B.M. Assignment: Anacostia Naval Annex. Authorized by James P. Gray—629-3834.

Tag No. GF-215. Time assigned 9 a.m. Time released: 5:20 p.m. Date: May 9, 1973. Driver's signature: R. Duckett. Department: Economic Development. Assignment: Interoffice runs. Authroized by Mr. B. Huey.

Tag No. GF-218. Time assigned: 8:35 a.m. Time released: 4:12 p.m. Date: May 9, 1973. Driver's signature: Wallace Hawkins. Department: Corporation Counsel. Assignment: Handle Deliveries. Authorized by Mr. Powell.

Tag No. GF-221. Time assigned: 10:05 a.m. Time released: 1:30 p.m. Date: May 9, 1973. Driver's signature: Everett W. Taylor. Department: District of Columbia Personnel Office. Assignment: Manpower Development Division. Authorized by: Mr. G. Gordon, Chief.

Tag No. GF-231. Time assigned: 10:10 a.m. Time released: 12 noon. Date: May 9, 1973. Driver's signature: Edward C. Smith (6904). Department: General Service (D. & E.). Assignment: Schools survey (Taft and Cardozo). Authorized by: David Custer (3147).

Tag No. GF-232. Time assigned: 10:25 a.m. Time released: 5:30 p.m. Date: May 9, 1973. Department: District of Columbia Personnel, Manpower Development Division. Assignment: Pick up tokens for Metro. Authorized by: George Gordon.

Tag No. GF-233. Time assigned: 12 noon. Time released: 3:30 p.m. Date: May 9, 1973. Driver's signature: Willia T. Wilson. Department: Board of Vocational Education. Assignment: Washington Technical Institute. Authorized by: William Watson.

Tag No. GF-237. Time assigned: 12:50 p.m. Time released: 2:55 p.m. Date: May 9, 1973. Department: General Services (print shop). Assignment: G.S.A. stores. Authorized by Mr. Smily.

Tag No. GF-240. Time assigned: 1 p.m. Time released: 4:30 p.m. Date: May 9, 1973. Driver's signature: John D. Hopson. Department: Highways and Traffic. Assignment: Friendship Airport. Authorized by: Dr. DeWast.

Tag No. GF-242. Time assigned: 10:15 a.m. Time released: 3:35 p.m. Date: May 9, 1973. Driver's signature: William R. Kelly. Department: Finance and Revenue, Property Tax Division. Assignment: Field Investigation. Authorized by: Mrs. Margaret Andress.

Tag No. GF-243. Time assigned: 9:45 a.m. Time released: 4:20 p.m. Date: May 9, 1973. Driver's signature: John H. Carter—72-0110. Department: Environmental Services. Assignment: D. C. Army Sweeper Operation. Authorized by Mr. H. W. Schulte.

Tag. No. GF–244. Time assigned: 2:35 p.m. Time released: 3:50 p.m. Date: May 9, 1973. Driver's signature: Mr. Richard Brillantine. Department: Environmental Services (O.C.B.). Assignment :Meeting. Authorized by M. Blanchette.

Tag No. GF–244. Time assigned: 9:42 a.m. Time released: 11 a.m. Date: May 9, 1973. Driver's signature: Derwin Kim. Department: Highways and Traffic. Assignment: Field Inspection. Autorized by Mr. D. F. Kim.

Tag No. HT–031. Time assigned: 10:10 a.m. Time released: 11. Date: May 9, 1973. Driver's signature: Daniel B. Horn. Department: Finance and Revenue. Assignment: Film run to Georgetown. Authorized by Roy Jones.

Tag No. HT–169. Time assigned: 9:45 a.m. Time released: 1:30 p.m. Date: May 9, 1973. Driver's signature: Larry H. Jordan. Department: Office of Criminal Justice. Assignment: Pick up material. Authorized by David T. Austern.

HT-310
(2/72)

D. C. MOTOR POOL
DISPATCHER'S LOG

DISPATCHER J.W. Flood

DATE May 9, 1973

TAG NO.	USER	DEPT.	LOCATION	OUT SERVICE	IN SERVICE
GF-225	Mr. Bodner	Finance &. Revenue	FROM Ford Building TO 7th &. D Street, S.W.	8:15	8:26
GF-227	Mr. Faw	Enviromental Services	FROM 415 12th St., N.W. TO 4th &. C Street, S.W.	8:20	9:10
GF-247	Mrs. Blackwell	Enviromental Services	FROM 415 12th St., N.W. TO 1900 E Street, N.W.	8:25	9:00
HT-012	Durkits	General Accounting Office	FROM 13½ Street TO Capitol Hill	8:25	8:55
GF-216	Dr. Webb	Human Resources	FROM 500 1st St., N.W. TO 1331 H St., N.W.	8:45	9:20
GF-229	Mr. Twitty	Board of Education	FROM 415 12th St., N.W. TO 1619 M St., N.W.	9:05	9:35
GF-225	Mr. McNaughton	Civil Defense	FROM Municipal Center TO 19th &. East Capitol	9:40	10:15
GF-247	Mr. Weinberg	Personnel	FROM Ford Bldg TO 1225 Connecticut Ave., N.W.	9:50	10:25
GF-216	Mr. Murphy	Motor Vehicle	FROM Municipal Center TO Longworth Building	10:00	10:50

LC-3

HT-310
(2/72)

DISPATCHER Wm A. Barnes

D. C. MOTOR POOL
DISPATCHER'S LOG

DATE May 9, 1973

TAG NO.	USER	DEPT.	LOCATION	OUT SERVICE	IN SERVICE
GF-247	Mr. Nilsen	O B F M	FROM 509 7th St., N. W. TO C S C	8:25 AM	9:00 AM
GF-227	Mr. Pace	General Services	FROM 613 G St., N. W. TO 9th & M St., S. E.	8:25 AM	9:10 AM
GF-216	Mr. Staples	Enviromental Services	FROM 801 N. Capitol St. TO 12th & Const. Ave., N. W.	8:55 AM	9:20 AM
GF-224	Mr. Legge	Municipal Audit	FROM Ford Bldg. TO District Bldg.	8:55 AM	9:10 AM
GF-212	Mrs. Queen	D H R	FROM 1118 22nd St., N. W. TO District Bldg.	8:57 AM	9:30 AM
GF-228	Mr. Gordon	D HR	FROM 500 First St., N. W. TO District Bldg.	9:05 AM	9:30 AM
GF-228	Mr. Fulks	O H P	FROM Ford Bldg TO 613 G St., N.W.	9:05 AM	9:30 AM
GF-211	Miss Avins	OB F M	FROM Ford Bldg TO DC General & 509 7th St., N. W. & Return	9:15 AM	9:50 AM
GF-230	Mrs. Shapiro	Motor Vehicles	FROM 14th & F St., N. W. TO Municipal Center	9:15 AM	9:35 AM

LC-3

HT-310
(2/72)

D. C. MOTOR POOL
DISPATCHER'S LOG

DISPATCHER Wm. A. Barnes

DATE May 9, 1973

TAG NO.	USER	DEPT.	LOCATION	OUT SERVICE	IN SERVICE
HT-015	Mr. Eck	Board of Education	FROM 415 12th St., N. W. TO 15th & Miss. Ave., S. E.	9:30 AM	10:10 AM
GF-223	Mr. Jones	Board of Education	FROM 415 12th St., N. W. TO 2600 Woodley Rd., N. W.	9:35 AM	10:10 AM
HT-012	Mrs. Hamilton	D H R	FROM 1100 Vt. Ave., N. W. TO District Bldg. & 614 H St., N. W. & Return	9:45 AM	11:05 AM
HT-012	Mr. Faw	Enviremetal Services	FROM 4th & C St., S. W. TO 415 12th St., N. W.	9:45 AM	9:55 AM
GF-227	Mrs. Swain	Board of Education	FROM 7th & Md. Ave., N. E. TO 415 12th St., N. W.	9:50 AM	10:35 AM
GF-211	Mrs. Bill	Enviromental Services	FROM 415 12th St., N. W. TO Municipal Center	9:50 AM	10:10 AM
GF-211	Mr. Jones	Enviromental Services	FROM 415 12th St., N. W. TO Municipal Center	9:55 AM	10:10 AM
GF-211	Mr. Legge	Municipal Audit	FROM District Bldg. TO 499 Pa. Ave., N. W.	9:55 AM	10:10 AM
GF-224	Mrs. Simonson	Minimum Wage Board	FROM 6th & Pa. Ave., N. W. TO 15th & L St., N. W.	10:00 AM	10:45 AM

LC-3

HT-310
(2/72)

D. C. MOTOR POOL
DISPATCHER'S LOG

DISPATCHER Wm. A. Barnes

DATE May 9, 1973

TAG NO.	USER	DEPT.		LOCATION	OUT SERVICE	IN SERVICE
GF-224	Mr. Deems	Public Service Commision	FROM	1625 I St., N. W.	10:05 AM	10:45 AM
			TO	Capitol Hill		
GF-228	Mrs. Stevenson	Board of Education	FROM	415 12th St., N. W.	10:10 AM	10:55 AM
			TO	3242 Pa. Ave., S. E.		
GF-212	Messenger	O B F M	FROM	District Bldg.	10:15 AM	10:30 AM
			TO	Capitol Hill & Return		
GF-225	Mrs. Brown	Highways & Traffic	FROM	415 12th St., N. W.	10:50 AM	11:55 AM
			TO	4323 Conn. Ave., N. W. & 613 G St., N. W.		
HT-015	Mr. Eck	Board of Education	FROM	15th & Miss. Ave., S. E.	10:55 AM	11:15 AM
			TO	415 12th St., N. W.		
GF-216	Mrs. Lipton	F C C	FROM	2nd & E St., N. W.	11:05 AM	11:20 AM
			TO	1420 New York Ave., N. W.		
GF-212	Mrs. Brown	Corp. Counsel	FROM	District Bldg.	11:10 AM	11:30 AM
			TO	1625 I St., N. W.		
GF-212	Mr. Couce	O H P	FROM	1329 E St., N. W.	11:15 AM	12:00 N
			TO	1904 M St., N. W. & Return		
GF-219	Mr. Williams	D H R	FROM	1118 22nd St., N.W.	11:20 AM	11:45 AM
			TO	1329 E St., N. W.		

LC-3

HT-310
(2/72)

DISPATCHER Wm. A. Barnes

D. C. MOTOR POOL
DISPATCHER'S LOG

DATE May 9, 1973

TAG NO.	USER	DEPT.	LOCATION	OUT SERVICE	IN SERVICE
GF-219	Mrs. Johnson	D H R	FROM 1118 22nd St., N. W. TO Municipal Center	11:20 AM	12:05 PM
GF-219	Mrs. Queen	D H R	FROM District Bldg TO 1118 22nd St., N. W.	11:20 AM	12:05 PM
GF-228	Mrs. Chapin	D H R	FROM 8th & Const. Ave., N. E. TO 1118 22nd St., N.W.	11:25 AM	12:00 N
GF-211	Mr. McNaughton	Civil Defense	FROM 19th & East Capitol St. TO Municipal Center	11:30 AM	12:00 N
GF-222	Mr. Murphy	Motor Vehicles	FROM Capitol Hill TO Municipal Center	11:35 AM	11:50 AM
HT-015	Mr. Echverria	Enviromental Services	FROM 415 12th St., N. W. TO 95 M St., S. W.	11:45 AM	12:15 PM
GF-216	Messenger	Y O S	FROM Ford Bldg TO 1319 F St., N. W. & Return	11:45 AM	12:10 PM
GF-216	Mrs. Shapiro	Motor Vehicles	FROM Ford Bldg. TO 14th & F St., N. W.	11:50 AM	12:00 N
GF-229	Mr. Maise	Highways & Traffic	FROM 415 12th St., N. W. TO 17th & I St., N. W.	11:50 AM	12:20 PM

HT-310
(2/72)

DISPATCHER Wm. A. Barnes

D. C. MOTOR POOL
DISPATCHER'S LOG

DATE May 9, 1973

TAG NO.	USER	DEPT.	LOCATION	OUT SERVICE	IN SERVICE
GF-222	Mrs. Wright	F C C	FROM Ford Bldg TO 1420 N. Y. Ave. N. W.	11:55 AM	12:30 PM
GF-222	Dr. Webb	D H R	FROM District Bldg TO 500 First St. N. W.	12:10 PM	12:30 PM
GF-207	Mrs. Thomas	O H P	FROM 1329 E St., N.W . TO 17th & K St., N. W.	12:15 PM	12:40 PM
GF-227	Mr. Bennette	Municipal Audit	FROM Ford Bldg. TO 14th & F St., N. W.	12:30 PM	1:00 PM
GF-247	Mr. McKinney	Enviromental Services	FROM 415 12th St., N. W. TO 1225 Conn. Ave., N. W.	12:30 PM	1:25 PM
HT-015	Mr. Thomas	Highways & Traffic	FROM Ford Bldg. TO 4th & C St., S. W.	12:40 PM	12:50 PM
GF-222	Mrs. Wilkens	O B F M	FROM 509 7th St., N. W. TO 1121 Vt. Ave., N. W.	12:50 PM	1:15 PM
GF-211	Miss Thayer	Enviromental Services	FROM 1025 15th St., N. W. TO 9th & G St., N. W.	1:20 PM	2:30 PM
GF-224	Mr. Perrus	Finance & Revenue	FROM Ford Bldg. TO 15th & Madison Pl. N. W. & Return	1:30 PM	2:10 PM

LC-3

HT-310
(2/72)

D. C. MOTOR POOL
DISPATCHER'S LOG

DISPATCHER Wm. A. Barnes

DATE May 9, 1973

TAG NO.	USER	DEPT.	LOCATION	OUT SERVICE	IN SERVICE
GF-211	Mr. Maise	Highways & Traffic	FROM 1726 I St., N. W. TO 415 12th St., N. W.	1:30 PM	2:20 PM
GF-229	Col. Starobin	General Services	FROM 613 G St., N. W. TO Capitol Hill	1:30 PM	1:50 PM
GF-207	Mr. Maise	F C C	FROM 1420 N. Y. Ave., N. W. TO Capitol Hill	1:40 PM	2:05 PM
GF-212	Mr. Segal	Mayor's Office	FROM 1225 Conn. Ave., N. W. TO District Bldg.	1:50 PM	2:35 PM
GF-229	Mr. Sawyer	Highways & Traffic	FROM 415 12th St., N. W. TO 3rd & N. Y. Ave., N. W. & Return	2:05 PM	2:35 PM
GF-219	Mrs. Humphrey	D H R	FROM 1118 22nd St., N. W. TO 500 First St., N. W.	2:15 PM	2:40 PM
HT-015	Mr. Perry	Highways & Traffic	FROM 415 12th St., N. W. TO C S C & Return	2:20 PM	3:00 PM
HT-012	Mrs. Brooks	D H R	FROM 122 [illegible] St., N. W. TO 9th & G St., N. W.	2:30 PM	3:20 PM
GF-223	Mrs. Wilkens	O B F M	FROM 1121 Vt. Ave., N. W. TO 509 7th St., N. W.	2:50 PM	3:20 PM

LC3

HT-310
(2/72)

DISPATCHER WM. A. Barnes

D. C. MOTOR POOL
DISPATCHER'S LOG

DATE May 9, 1973

TAG NO.	USER	DEPT.	LOCATION	OUT SERVICE	IN SERVICE
HT-015	Mr. Dobkins	Enviromental Services	FROM 415 12th St., N. W. TO 1st & O St., S. E.	2:50 PM	3:20 PM
GF-223	Mr. Willis	Civil Defense	FROM Ford Bldg. TO 16th & K St., N. W.	2:50 PM	3:20 PM
GF-224	Mrs. Hemphrey	D H R	FROM 500 First St., N. W. TO 1118 22nd St., N. W.	3:00 PM	3:35 PM
GF-247	Mr. Hawkins	Highways & Traffic	FROM 415 12th St., N W. TO Ford Bldg.	3:05 PM	3:20 PM
GF-230	Mr. Lee	O H P	FROM 1325 E St., N. W. TO 25 K St., N.E.	3:15 PM	3:50 PM
GF-230	Mr. Staples	Enviromental Services	FROM 12th & Const. Ave., N. W. TO 801 N. Capitol St.	3:10 PM	3:50 PM
GF-230	Mrs. Douth	Zoning Commission	FROM District Bldg. TO 613 G St., N. W.	3:25 PM	3:50 PM
GF-212	Mr. Spencer	Economic Development	FROM 614 H St., N. W. TO 1749 N St., N. W. & Return	3:30 PM	3:45 PM
GF-211	Mr. Stevenson	D H R	FROM District Bldg. TO 1717 H St., N. W. & Return	3:30 PM	3:50 PM

LC-3

HT-310
(2/72)

D. C. MOTOR POOL
DISPATCHER'S LOG

DISPATCHER J.W. Flood

DATE May 9, 1973

TAG NO.	USER	DEPT.	LOCATION	OUT SERVICE	IN SERVICE
GF-229	Mrs. Wills	Human Resources	FROM 500 1st Street TO 1131 Spring Road &. Return	10:15	11:00
GF-219	Mr. Fair	Enviromental Services	FROM 415 12th Street TO 1411 K Street	10:30	10:50
GF207	Miss. Earmer	Housing Program	FROM 13½ Street TO Hud &. Return	10:35	11:00
GF-222	Mr. McCain	Public Schools	FROM 415 12th Street TO Woodly Road &. Connecticut Avenue	10:45	11:30
GF-211	Miss. English	Personnel	FROM 13½ Street TO 499 Penn. Ave., N.W.	10:50	11:00
GF-223	Mr. Cassell	D.C. School Board	FROM 415 12th Street TO Woodly Road &. Connecticut Avenue	11:00	11:40
GF-247	Miss. Vincent	Human Resources	FROM 122 C Street TO 410 E Street Return	11:00	11:40
GF-247	Mr. Cohen	Human Resources	FROM 122 C Street TO 13½ Street	11:00	11:40
GF-227	Mr. Durkins	General Accounting Office	FROM Capitol S.S. TO 13½ Street	11:10	12:10

1C-3

HT-310
(2/72)

D. C. MOTOR POOL
DISPATCHER'S LOG

DISPATCHER J.W. Flood

DATE May 9, 1973

TAG NO.	USER	DEPT.	LOCATION	OUT SERVICE	IN SERVICE
GF-216	Miss Fair	Enviromental Service	FROM 1025 15th Streer TO Municipal Center	11:20	11:40
GF-224	Mr. Pace	General Service	FROM Navy Yard Building 172 TO 613 G Street, N.W.	11:20	12:00
GF-219	Miss Davis	Human Resources	FROM 1118 22 Street TO 122 C Street	11:20	12:00
GF-216	Mrs. Blessingame	General Service	FROM 1420 New York TO 300 Indiana Avenue	11:20	11:40
GF-229	Mr. Spears	Recorder of Deeds	FROM 6th &. D St., N.W. TO Municipal Center Return	11:30	12:25
HT-012	Mr. Alexander	Enviromental Services	FROM 415 12th Street TO 1225 Connecticut Avenue	11:30	12:20
GF-207	Mr.Engineer	Highways &. Traffic	FROM 415 12th Street TO 28th &. M Street	11:35	12:00
HT-015	Miss. Addison	Enviromental Service	FROM 1329 E Street TO 1st &. O St., S.E.	11:45	12:15
GF-247	Mr. Cropp	Board of Education	FROM 415 12th Street TO Capitol Hill	11:45	11:55

LC-3

HT-310
(2/72)

D. C. MOTOR POOL
DISPATCHER'S LOG

DISPATCHER J.W. Flood

DATE May 9, 1973

TAG NO.	USER	DEPT.	LOCATION	OUT SERVICE	IN SERVICE
GF-212	Father Goy	Mayor's Office	FROM 13th Street TO 16th &. You Street	11:50	12:40
GF-225	Miss. Jones	Human Resources	FROM 500 1st Street TO 1814 Goodhope Rd., S.E.	12:05	1:15
HT-015	Mr. Neilson	Executive Office of the Commissioner (B.F.M.)	FROM 1900 E St., N.W. TO 509 7th Street	11:45	1:15
HT-012	Miss. Turner	Enviromental Services	FROM 415 12th Street TO 15th &. East Capitol S.E.	12:50	1:15
GF-222	Miss. Fenwick	Human Resources	FROM 12th &. C Street TO 1744 14th Street, N.W. Ret.	1:35	2:25
GF-229	Miss. Lincoln	Human Resources	FROM 122 C Street, N.W. TO 1329 E Street, N.W.	1:45	2:05
GF-212	Miss. Blue	Executive Office of the Commissioner (Criminal Justice)	FROM 1329 E Street, N.W. TO 1225 Connecticut Ave., N.W. &. Ret.	1:50	2:33
GF-212	Mrs. Thomas	Human Resources	FROM Connecricut Ave &. L Street, N.W. TO 1329 E Street, N.W.	2:00	2:33
GF-219	Mr. Bickford	Human Resources	FROM 1118 22nd St., N.W. TO 13½ Street	2:05	2:40

LC:s

(120)
HT-310
(2/72)

DISPATCHER J.W. Flood

D. C. MOTOR POOL
DISPATCHER'S LOG

DATE May 9, 1973

TAG NO.	USER	DEPT.	LOCATION	OUT SERVICE	IN SERVICE
GF-225	Miss Jones	Human Resources	FROM 1418 Good Hope Rd., S.E. TO 500 1st Street., N.W.	2:05	2:40
GF-227	Mrs. Hardy	Enviromental Services	FROM 415 12th St., N.W. TO 1833 West Va., Ave., &. Ret.	2:10	3:00
GF-222	Miss Carpenter	Human Resources	FROM 500 1st St., N.W. TO 4th &. C St., S.W.	2:25	2:45
HT-012	Mr. Maise	Board of Higher Education	FROM Capitol Hill TO 1420 New York Ave., N.W.	2:28	2:50
GF-225	Miss Mann	Human Resources	FROM 500 1st St., N.W. TO 1118 22nd Street, N.W. &. Ret.	2:40	3:10
HT-012	Miss. Lipscomp	Board of Higher Education	FROM 1420 New York Avenue TO 2nd &. E St., N.W.	2:50	3:20
GF-228	Mr. McCain	Board of Education	FROM Sheraton Park Hotel TO 415 12th St., N.W.	3:15	3:35
GF-216	Mr. Perry	Enviromental Services	FROM 1114 9th Street TO 16th &. Euclid St., N.W.	3:26	4:20
GF-211	Mrs. Fenwick	Human Resources	FROM 122 C TO 1329 E Street	3:25	

LC-3

HT-310
(2/72)

D. C. MOTOR POOL
DISPATCHER'S LOG

DISPATCHER J.W. Flood

DATE May 9, 1973

TAG NO.	USER	DEPT.	LOCATION	OUT SERVICE	IN SERVICE
GF-229	Mr. Beaten	Finance Office	FROM 7th &. D St., S.W. TO Municipal Center	3:40	4:70
GF-228	Mrs. Nick	O.B.F.M.	FROM 13½ Street TO Municipal Center	3:45	4:15
GF-219	Mrs. Cook	City Council	FROM Ford Building TO 13½ Street	3:55	4:20
GF-202	Mr. Paulman	O.H.P.	FROM Ford Building TO 1329 E St., N.W.	4:05	4:10
GF-222	Miss. Rosenblatt	D.E.S.	FROM 1900 E Street TO 415 12th Street, N.W.	4:10	4:15
GF-223	Mr. Hawkins	Highways	FROM Ford Building. TO 415 12th St., N.W.	4:25	4:35
GF-223	Mrs. Douth	Zoning Commission	FROM 614 H Street, N.W. TO 13½ Street	4:30	4:55
			FROM TO		
			FROM TO		

LC-3

HT-310
(2/72)

D. C. MOTOR POOL
DISPATCHER'S LOG

DISPATCHER James W. Flood

DATE May 9, 1973

TAG NO.	USER	DEPT.	LOCATION	OUT SERVICE	IN SERVICE
GF-229	Miss Carpenter	D H R	FROM 4th & C St., S. W. TO 500 First St., N. W.	3:40 PM	4:05 PM
GF-207	Miss Singletary	O P M	FROM District Bldg. TO 9th & G St., N. W.	4:10 PM	5:20 PM
GF-222	Rev. Moore	City Council	FROM District Bldg. TO 11th & G St., N. W.	4:35 PM	5:20 PM
GF-207	Mr. Crupi	OBFM	FROM Capitol Hill TO District Bldg.	4:30 PM	5:20 PM
GF-223	Col. Starobin	General Services	FROM Capitol Hill TO 613 G St., N. W.	4:35 PM	5:30 PM
			FROM TO		
			FROM TO		
			FROM TO		
			FROM TO		

LC-3

804

Mr. AIRIS. I might add we welcome any inspection of that facility. It is near the Court Building on the corner of Pennsylvania Avenue and John Marshall Place. It is a pretty fair facility.

Mr. MYERS. That is all I have.

BALANCED TRANSPORTATION SYSTEM FOR DISTRICT

Mr. NATCHER. Mr. Airis, as you have heard me say on many occasions, I still am of the opinion that we must have a balanced system of transportation in our Nation's Capital, a system consisting of rapid rail transit, freeways and an express bus system.

I have discussed these matters with you generally through the years. You will recall that I said—this took place long before your time, Mr. Airis—that in 1955, as a member of the District of Columbia Budget Subcommittee on Appropriations, I made the recommendation and the motion that provided for the payment of the District of Columbia's share for the Washington Metropolitan area transportation study. The total cost of the study was $561,000. The metropolitan area jurisdictions in the District, Virginia, and Maryland, were involved and it took 4 years. The report was presented to the President, as I recall, in 1959 and recommended a rapid-rail transit system, a freeway system and an express bus system.

SELECTION OF HIGHWAY PROJECTS

As you know, down through the years we have had controversy over the highway projects, Mr. Airis. None of the projects were selected by this subcommittee or by the full Committee on Appropriations or by the Public Works Committee in the House. These were projects selected and approved in the District Building, in conjunction with the Bureau of Public Roads.

You will remember that the District of Columbia freeway program, as we know it, was presented in about 1959 when the other cities and States were presenting their projects for the Interstate Highway System.

RAPID RAIL TRANSIT

Mr. Airis, I still maintain—and I did back in 1962—that the Rapid Rail Transit System now under construction consisting of 98 miles will cost approximately $4 billion. It was authorized, you will remember, in the beginning, for about 25 miles. Then we had another bill that provided for the 98-mile system at a cost of $2.5 billion.

General Graham has appeared before this committee on a number of occasions since September, 1969, when this subcommittee appropriated the money to place the Rapid Transit System under construction.

This is the subcommittee, Mr. Airis, that started the construction of the Rapid Rail Transit System.

If we had been against Rapid Rail Transit, I would never have made the motion in 1955 for the survey that recommended a balanced system. The Chairman at that time was our friend, Louis Rabaut, one of the great members in the House, Mr. Airis. He was against it. He said to me

95-872 O - 73 - pt. 2 -- 57

at the time that I had made a serious mistake. I don't think so, Mr. Airis. I didn't believe it then; I don't believe it today.

I am glad that we have construction of our Rapid Transit System underway.

HIGHWAY ACTS OF 1968 AND 1970

As far as the Highway Acts of 1968 and 1970 are concerned, they were originated by the Public Works Committee and contained projects with which we had nothing to do. The law was placed on the books. The law, Mr. Airis, should be complied with.

I have placed in the record from time to time the letters that President Nixon has directed to me, and you have read them and seen them, in which he said the Highway Acts of 1968 and 1970 would be complied with in every detail. They have gone into the record again this year.

[NOTE: The letters referred to appear on pp. 33–34 of Part 1 of the printed hearings.]

COST OF RAPID RAIL TRANSIT SYSTEM

Mr. Airis, in 1971, General Graham appeared before our committee and I again asked him, as I have asked him every year since we started construction of the rapid transit system, as to whether or not they could complete this system for $2.5 billion.

In 1971 General Graham said—let me just quote you a line or two as to what he said at that time after I asked him about the cost.

General Graham, do you still say to this committee that $2.5 billion will construct the 98-mile rapid transit system?

General GRAHAM. I think for the first time, Mr. Chairman, I can indicate that it is going to cost more, because for several months we have been engaged in new capital cost studies and new net income analysis studies which will pin down the various components of the cost. We are about to circulate the studies and about to give the results to our Board of Directors and get their help in putting together a new financial program.

There, Mr. Airis, is where it increased from $2.5 billion to $2.980 billion.

FURTHER INCREASE IN COST OF RAPID RAIL TRANSIT SYSTEM

When General Graham appeared before our committee several days ago, I asked him the same question. "General Graham, do you still say to this committee that you are now going to build it for the revised figure of $2.980 million?"

He said, "Mr. Chairman, we now have overruns and we have matters that have come up that will add $35 or $40 million more to that estimate."

Mr. Airis, one of these days—and you are going to live to see this day—you know I am not an engineer and I know nothing about engineering—you are going to see the day when they are going to come back to this subcommittee and my friend, Mr. Myers, or one of these other members, will be chairman, and they are going to say, "Yes, it is going to cost $4 billion."

When just for a change they start telling the truth about it, Mr. Airis, so the people in the city of Washington will have all of the facts, then they are going to say $4 billion.

Now, Mr. Airis, I am still in favor of the Rapid-Rail Transit System.

TRANSIT AUTHORITY AND AMTRAK

You know, some Members of Congress said, "The Washington Metropolitan Area Transit Authority should take over the bus system."

Mr. Airis, I am delighted that some of the Members of Congress that are always ready and willing to do something to the District—not for the District—have not centered on Amtrak.

If they come in and say, "We want the Washington Metropolitan Area Transit Authority to take over Amtrak," I think it would be a serious matter.

NEED FOR BETTER BUS SERVICE

You know, they complained for several years about the operation of the buses. Certainly I am one of those members of this committee who believes we should have had better bus service in our Nation's Capital.

SUBSIDY FOR BUS OPERATIONS

Now Metro has taken them over, and at a cost of over $100 million. What is the first thing they are saying to us? "Subsidy." They say it is going to be about $6 million. Over the next 4 years it is going to be many times that amount.

That is in addition to the subsidy for transporting the schoolchildren. I am in favor of the school transit subsidy, which is in this bill now for about $4 million. It has come up from a little over $2 million to a little over $4 million at the present time, and represents the difference between the 10 cents they pay and the regular 40 cents fare. Mr. Airis, as one member of the committee, I am in favor of making that payment. But I say to you on the record, I am not in favor of any $6 million subsidy or for any amount in the future for the operation of the bus company, over and above the subsidy for the schoolchildren.

REVENUE BONDS FOR RAPID RAIL TRANSIT

You know, we say to them, "Now, you couldn't sell the revenue bonds."

The original bill provided for the sale of $850 million worth of bonds. They tried for a year to sell them. The bankers and the brokers in this country said, "No, we won't buy any rapid rail transit bonds to be retired out of the fare box," and Mr. Airis, you know why. Because the fare box does not retire bonds. The fare box for the rapid transit system in the city of Washington will not pay the upkeep and maintenance of the system, and anybody with commonsense knows that and all you have to do is go to the other systems in operation throughout this country and let them tell you what their experience has been.

RETIREMENT OF REVENUE BONDS

I voted for the bill authorizing $1,200 million worth of bonds and would vote for it again today. Mr. Airis, as I said in the beginning and I say to you again, as a matter of placing it in the record, that every bond will be retired by the U.S. Government. Not a single bond

will be retired out of the fare box; not a single bond will be retired by the District of Columbia. They will all, under the guarantee made by the Government, be paid for by the Federal Government.

DISCLOSURE OF FACTS

So, Mr. Airis, just as a matter of being truthful, decent, and honorable about these things, why don't they tell the truth to the people in the city of Washington. Down through the years you have read articles in the paper that are intended to sound good. Well, just for a change, don't you think it is time to start telling the truth to the people?

Mr. Airis, I am in favor of completing the system regardless of the cost, but at the same time I think we should tell the people the truth about the cost and the fact that the bonds cannot be retired out of the fare box.

OPERATING SUBSIDY FOR METRO SYSTEM

As far as subsidy for the rapid transit system is concerned, that will be one of the major problems in 1976 or 1977 after it is completed. They will have to have a subsidy to operate it and they might as well start telling the people in the District of Columbia that that day is coming. If you want to start telling the truth about it, you ought to tell the people who pay the taxes what the situation is going to be.

You know, Mr. Airis, you get these systems and you have a lot of these laws passed by not letting the people know all of the facts.

NEED FOR ACCURATE INFORMATION ON SUBWAY COSTS

Mr. Airis, since 1955, we on this Committee have just tried to let the people know what is going on. We have had a hard time getting it over to them. What we have said from time to time, Mr. Airis, didn't sound good. You see, it is something that maybe you shouldn't tell the people, but they are the ones who are going to pay the taxes, they are the ones who operate the Nation's Capital and they are entitled to have this information.

I still am of the opinion that we will have to have a balanced system of transportation in our Nation's Capital. You are going to live to see the day that that system will be perfected and will be in operation. I hope that the rapid transit system can be constructed for less than the amount that I think it will cost and I hope it will be a successful operation, but most subway systems are subsidized now. Go to New York, Philadelphia, or California and talk to the people who operate them.

I think the people ought to know what is in the offing, just as a matter of being decent, honorable and truthful.

I know this review sounds almost like a broken record to you. You have heard me say it so many times, Mr. Airis.

You know the rapid rail transit system was started by this committee. If we had to do it today, on this Monday, I would still recommend to the committee that the money be appropriated.

I would still take all the actions that I have taken since we started this program in 1955. I wouldn't back away from any of it. I say that to you frankly.

We are going to have other problems concerning a transportation system in our Nation's Capital and the best way to solve them, as we go along, is to just be honest and decent and tell the people the whole story. You know that is the best way to live, Mr. Airis, the other way to live is to just say nothing, refuse to give all the facts and just color and distort them, and that is what has been going on for years.

Now is the time to start telling the truth about it.

We have a lot of problems in our Nation's Capital. This is the most beautiful city in the world. There is no reason why it shouldn't be a successful operation. A lot has been done to the District of Columbia in the last 10 years.

GROWTH IN CITY'S DEBT SERVICE COSTS

There is over $700 million invested in capital outlay now. We have a debt service provision in the budget. I can recall when it was $6 or $7 or $8 million. That has gone up to almost $40 million. Mr. Airis, do you know who is going to pay that debt? The U.S. Government is going to pay most of it. There is no question about that. Just as a matter of telling the truth about it.

With all of these problems we have in our Nation's Capital today, now is the time to take a good look at some of these matters.

We have three city colleges in operation. One where we have men under indictment. You have been reading that about $230,000 is involved. You may be surprised at the amount when it is finally developed, Mr. Airis. No city can operate colleges and you and I know that.

With what is going on in our Nation's Capital—the day will come, Mr. Airis, when the people in the city of Washington who pay their taxes, the ones who remain, are going to start saying, "Stop doing anything else to the District. Let's have something done for the District."

Now, Mr. Airis, off the record.

[Discussion off the record.]

Mr. NATCHER. On the record.

Mr. Myers, have you any further questions?

STUDY OF PARKING FACILITIES

Mr. MYERS. I believe you had a commission studying the parking problem. As I understand it, this is an ongoing report. Last year we discussed parking in the vicinity of the Capitol and one thought was the possibility of parking under the Mall. Has any further study gone into that?

Mr. AIRIS. There has been a great deal of talk; there has been a great deal of partial studying. We have no overall parking policy study yet to the point where it can be brought out into the public view and hearings held on it, although there is a great deal of work going on as to what it is to consist of.

There is a great deal of thought on the part of the Council of Governments (COG) that there should be some parking restraints in the center city. That ties in with the problem of the Shirley Highway bus usage of those particular lanes on the center 14th Street Bridge. This requires looking at hard, cold facts as to what transportation is best for a particular municipality.

To answer briefly, there are a number of studies. Mr. Gilbert actually is conducting a cooperative study among the different departments here in the District and something should come out of that within the reasonably near future. We, of course, participate in it. To get the right amount of parking and not encourage by subsidy the use of individual cars by commuters when they really don't need it.

Mr. MYERS. We need visitor parking, too.

Mr. AIRIS. Definitely. Definitely. There is a lot of pro and con in this. Witness what is going on over in the Senate right now. They are getting underway with a 2,500-car parking facility.

You can't just wish these things away.

Mr. MYERS. This is for employees though.

Mr. AIRIS. That is right, but employees or visitors are the same. It doesn't matter what is the category.

As you know, the environmental people are plugging hard for some kind of a parking restraint.

Again, you can't isolate that and say that is desirable without considering what it does to the viability of business all over the downtown area. You have to look at that carefully.

This parking becomes a very complicated problem and is tied into the whole balanced transportation picture.

I showed you the 15-point program we try to keep in mind when we start talking about any aspect of transportation, parking or whatever.

Mr. NATCHER. We would like to discuss the increases you are requesting which total $1,402,400, including 11 new positions.

CONSTRUCTION AND MAINTENANCE (SEE PP. 854–856)

First we take up "Construction and maintenance," where you are requesting a total increase of $278,600 of which $21,300 is under "Maintenance of bridges." Briefly, what is this, Mr. Airis? That is on page KA–46. I believe this mainly pertains to annualization; is that correct?

Mr. AIRIS. Yes, sir.

Mr. NATCHER. Any other increases here? What is the small item under other increases?

Mr. AIRIS. That is metered electricity increase largely due to increase in rates.

TRANSFER OF PARKS FROM NATIONAL PARK SERVICE

Mr. NATCHER. You have an increase on page 51 of $250,200 for maintenance of trees and landscaping. According to your justifications this increase is necessary to cover 298 small parks transferred from the National Park Service to the District. What is this, Mr. Airis?

Mr. AIRIS. As I pointed out in the opening statement that number was originally estimated at 298 small parks. It is actually 261. This amount of money is being added to what is already in our base, to provide for adequate maintenance of these particular parcels that were transferred over to the District from the Park Service.

Mr. NATCHER. Now, Mr. Airis, instead of 298 parks it is 261. That would call for a little reduction in the increase, wouldn't it?

Mr. AIRIS. I would hate to see it, sir.

Mr. NATCHER. In other words, your figure of 298 parks relates to the overall amount of your increase here. Do you still feel, regardless of the number of parks you are required to maintain, that you would have to have this total amount of $250,200?

Mr. AIRIS. It is a very bare minimum for that many parcels and it will not provide, even for the lesser number, any betterment in any way. It will just take care of cleaning. There is a great deal of trash that accumulates in these parks that shouldn't accumulate there. We find that people from the nearby apartments and in homes dump their trash in these parks. We had these parks no longer than 2 or 3 days when I was deluged with calls to do something about the trash. I went out there and it was hip deep, so we cleaned them up with our own forces. We have to, as part of this increase, provide for a very extensive maintenance program that will not include any betterment and it is geared for the 261 parcels.

MOBILE EQUIPMENT

Mr. NATCHER. For procuring and maintaining mobile equipment, you show an increase of $7,100. A small item. Briefly what does that involve, Mr. Airis? That appears on page 55.

Mr. BOYNTON. $6,400 of that is for annualization and $700 is for metered electricity.

TRAFFIC ENGINEERING AND OPERATIONS (SEE PP. 857–858)

Mr. NATCHER. Your next increase is $1,123,800 and 11 positions for Traffic Engineering and Operations.

ELECTRICAL SERVICES

Under electrical services you have an increase of $974,800. What is this, Mr. Airis?

Mr. AIRIS. I don't know which page you are looking at, Mr. Chairman.

Mr. NATCHER. Page 75. Part of this increase is for tunnel maintenance, pavement markings, and electrical rate increases; is that correct?

Mr. AIRIS. Yes, that is right.

UTILITY RATE INCREASES

Mr. NATCHER. $718,700 is to cover rate increases granted the Potomac Electric Power Co. Who granted it? The Public Service Commission?

Mr. AIRIS. Yes.

Mr. NATCHER. Did they have a pretty good hearing on it, Mr. Airis?

Mr. AIRIS. Yes, sir.

Mr. NATCHER. Do you think they were entitled to the rate increases granted?

Mr. AIRIS. I, of course, had our department well represented there. We did not think so, but the decision was made and now we must pay for it.

TUNNEL MAINTENANCE AND PLASTIC MARKINGS

Mr. NATCHER. You also have an increase of $200,000 for tunnel maintenance, which is necessary?

Mr. AIRIS. That is right.

Mr. NATCHER. And $10,000 for plastic markings?

Mr. AIRIS. Yes.

Mr. NATCHER. Is that for the cones and so forth?

Mr. AIRIS. No, this is the white lines. Some are painted and some are plastic. In the locations that are not going to be disrupted for some time, we use a plastic marking which has a life of 5 to 10 years, whereas the painted lines have to be replaced every year. This is for plastic markings.

TRAFFIC OPERATIONS (SEE P. 858)

Mr. NATCHER. Now, under Traffic Operations you have an increase of $149,000 and 11 new positions. What about the 11 positions? You are only requesting 11 for the Department of Highways, is that correct?

Mr. AIRIS. Yes, sir.

POSITIONS TRANSFERRED FROM MOTOR VEHICLE PARKING AGENCY

Mr. NATCHER. Tell us which of the 11 you think is really necessary, Mr. Airis.

Mr. BOYNTON. Mr. Natcher, I might add that these 11 positions represent the positions that were abolished when the Motor Vehicle Parking Agency was abolished. Seven of these positions are the guards that man the fringe parking lots.

GUARD POSITIONS IN HIGHWAYS AND TRAFFIC

Mr. NATCHER. How many guards do you have in the Department of Highways now? Can you give me some idea?

Mr. BOYNTON. Outside of the ones at the parking lot, we have 10 guards.

Mr. NATCHER. Do you mean in the Department of Highways?

Mr. BOYNTON. In the Department of Highways and Traffic. They are assigned to three of our larger installations, the Electrical Division storehouse, the mobile equipment shops and garage, and the Tree Division storehouse and nursery at Poplar Point.

Mr. NATCHER. With the abolishment of the Motor Vehicle Parking Agency and transfer of those duties, you feel these 11 positions are necessary?

Mr. AIRIS. Very definitely.

Mr. NATCHER. All brought about as a result of this transfer?

Mr. AIRIS. Yes, sir.

FUNDING OF POSITIONS FROM MOTOR VEHICLE PARKING ACCOUNT

Mr. NATCHER. Mr. Coppie, what are you going to do with the money as far as the Motor Vehicle Parking Agency is concerned?

Mr. COPPIE. Mr. Chairman, the positions will be paid for from the motor vehicle parking account.

Mr. NATCHER. Out of the account?

Mr. COPPIE. Yes, sir.

Mr. NATCHER. Before we take up the language change here, Mr. Myers, have you any questions up to this point?

FUNDING FOR SNOW REMOVAL AND CONTROL

Mr. MYERS. Backing up just a moment to the pages we were going through rather rapidly, you did have $1 million this past year for snow removal, none of which was needed, and you are asking for $875,000 for next year.

Mr. AIRIS. That is not quite so, Mr. Congressman. It is true we did not have much snow but——

Mr. MYERS. Did you have any?

Mr. AIRIS. We had some flakes come down, none of which stayed on the ground here, but we have expenditures totaling about $490,000.

That may seem strange to you, but in being able to combat snow, you must have a crew. You must have your people available. Now, we are constantly getting new personnel and we have to train these people in the fall. We get them out on Kingman Island and plow sand back and forth. We have to keep our equipment up. We have to buy some new equipment. We have to get our chemicals and abrasives ready.

We have to have some dry runs. Prior to the last inaugural we came downtown, one Sunday morning real early and went up and down the Avenue just to be sure that we had adequate forces available in the event of a snow during the inaugural procession.

All of these things have to be done. In addition I should add that we did have about four full mobilizations when we got crews out on the streets. The weather people told us the storms were coming and we got crews out on the streets, loaded the vehicles and had them ready to go. Then, of course, the snow did not appear, so you have to take them back, unload the vehicles, wash them down and see that they are ready for the next time.

It is not something where, when you get no snow, you can just chop off your organization and say, "No snow, no expenditure," so we do have a sizeable expenditure we have to take care of.

OTHER DUTIES FOR SNOW REMOVAL PERSONNEL

Mr. MYERS. I hope the conclusion I am drawing from your answer is not that these people do nothing else. They have other responsibilities too, don't they? They don't sit around all winter waiting for snow flakes to fall?

Mr. AIRIS. That is correct. There is probably the tendency to charge some cost to the snow account when it hasn't been used heavily, and I try to combat that and make sure the proper amount is charged, but you have these things you must do to get ready for snow storms. There is just no way around it, sir.

REPROGRAMING PROPOSED FOR DEPARTMENT

Mr. NATCHER. Mr. Airis, since Mr. Myers brought up this subject, I have a letter that just arrived this morning asking for a reprograming of part of this money. We will insert the letter which is dated May 14, 1973 in the record at this point.

[The letter follows:]

THE DISTRICT OF COLUMBIA,
Washington, D.C., May 14, 1973.

Hon. WILLIAM H. NATCHER,
Chairman, Subcommittee on Appropriations for the District of Columbia, U.S. House of Representatives, Washington, D.C.

DEAR MR. CHAIRMAN: With this letter I am submitting a reprograming request within the D.C. Department of Highways and Traffic. This reprograming is necessary to meet expenses resulting from the two rate increases granted PEPCO for this fiscal year. The other activity for which reprograming is requested involves the maintenance program for 261 small parks formerly maintained by National Park Services which are now under the jurisdiction of the District of Columbia government. Funds are available for reprogramming because of savings in personal services and the snow removal program.

The Department of Highways and Traffic will be able to manage the PEPCO rate increases by reprogramming $287,000 from personal services savings and $330,000 from the snow removal program. Another $300,000 can be made available from the snow removal program for the purpose of strengthening the maintenance program for the small parks. Immediate improvements in such areas as sodding, fertilizing, repair and replacement of benches, trash baskets, fountains, lighting and fencing and upgrading of walks, steps and curbs is planned.

The reprograming for PEPCO rate increases totaling $617,000 was approved by the City Council May 7, 1973. The $300,000 reprogramming for the maintenance program for small parks was approved by the City Council April 24, 1973. I will appreciate your prompt consideration of this request.

Sincerely yours,

WALTER E. WASHINGTON,
Mayor-Commissioner.

UTILITY RATES AND IMPROVED MAINTENANCE

Mr. NATCHER. The second paragraph of the letter reads, and I quote:

"The Department of Highways and Traffic will be able to manage the PEPCO rate increases by reprograming $287,000 from personal services savings and $330,000 from the snow removal program. Another $300,000 can be made available from the snow removal program for the purpose of strengthening the maintenance program for the small parks. Immediate improvements in such areas as sodding, fertilizing, repair and replacement of benches, trash baskets, fountains, lighting and fencing and upgrading of walks, steps and curbs is planned."

Mr. Coppie, is there anything you want to say about this reprograming request?

EXPLANATION OF REPROGRAMMING REQUEST

Mr. COPPIE. There are two points I would speak to.

First, on the PEPCO rate increase, this is beyond the control of the Department and the District government. The rate increase is authorized by the Public Service Commission, and we are required to pay that increase. The alternative, of course, would be to decrease street lighting services in the city, which is not a desirable alternative.

The second request pertains to the maintenance of the parks. It is one we feel is necessary at this time.

What is proposed here, Mr. Chairman, is to take $300,000 that is available to us and to provide for a one-time expenditure to enhance the quality of the parks for which the department has assumed responsibility. We feel this action is particularly desirable not only to meet the requirements for the city, but also to meet certain requirements for the Bicentennial Celebration in the mid-seventies.

Mr. NATCHER. This reprograming request should be approved, Mr. Coppie?

Mr. COPPIE. Mr. Chairman, it should be.

Mr. NATCHER. Mr. Airis, do you see any objection to reprograming this $330,000 from snow removal?

Mr. AIRIS. No, sir. It should be done.

LANGUAGE CHANGES FOR FISCAL 1974

Mr. NATCHER. Now we will discuss the proposed language changes, Mr. Airis.

CAR AND DRIVER FOR CITY COUNCIL CHAIRMAN

The first language change is a request to rent an automobile for the use of the Chairman of the City Council. This, I believe, has now been withdrawn. Is that correct?

Mr. COPPIE. That is correct, Mr. Chairman. I believe that has been confirmed in writing to you.

Mr. NATCHER. That is correct. The request was withdrawn.

[NOTE.—The letter referred to appears on page 253, part 1 of the printed hearings.]

REPLACEMENT OF PASSENGER MOTOR VEHICLES

The other language change is for the replacement of 16 passenger motor vehicles. If you will submit a short statement for the record as to the agencies these cars are being purchased for.

Mr. BOYNTON. I have a list of the vehicles which I can present to you.

Mr. NATCHER. Submit it to Mr. Silsby, if you will, please.

Mr. BOYNTON. All of the replacements requested are for public schools for the replacement of small buses.

[The information follows:]

REPLACEMENT PASSENGER VEHICLES

Type	Shop No.	Tag No.	Years service 1974	Est. mileage 1974	Assigned to
Club wagon		BE-008	7	+80,000	Schools.
Do		BE-009	7	+95,000	Do.
Do		BE-011	7	+90,000	Do.
Do		BE-012	8	+100,000	Do.
Do		BE-013	7	+70,000	Do.
Do		BE-014	13	Surveyed	Do.
Do		BE-019	7	+75,000	Do.
Do		BE-020	7	+80,000	Do.
Do		BE-021	7	+75,000	Do.
Do		BE-022	7	+90,000	Do.
Do		BE-028	8	+100,000	Do.
Do		BE-029	4	Surveyed	Do.
Do		BE-123	7	+70,000	Do.
Do		BE-124	7	+90,000	Do.
Do		BE-127	7	+75,000	Do.
Do		BE-128	7	+80,000	Do.
Do		BE-126	7	Surveyed	Do.
Bus, econoline		BE-044	8	+70,000	Do.
Do		BE-045	8	+80,000	Do.
Bus, 24-passenger		BE-049	9	Surveyed	Do.
Do		BE-050	9	+90,000	Do.
Do		BE-051	9	Surveyed	Do.
Do		BE-060	8	+100,000	Do.

Note: Appropriation language and funding of $103,500 has been requested in the fiscal year 1974 budget to replace sixteen of the afore listed vehicles.

CRITERIA FOR REPLACEMENT OF AUTOMOBILES

Mr. NATCHER. If you will please, tell us what the criteria is for the replacement of automobiles.

Mr. AIRIS. I think it is 6 years or 60,000 miles.

Mr. BOYNTON. That is correct, Mr. Chairman.

CAPITAL IMPROVEMENT PROJECTS

Mr. NATCHER. Now, we will take up the capital improvement projects for the Department of Highways and Traffic. You are requesting a total of $26,329,600 for 25 capital improvement projects funded from the Highway Fund and listed in order of priority on pages KA–CAP–1 through 4, and $987,000 for one project funded from the General Fund and shown on page KA–CAP–5. We will insert the justification material for these projects in the record at this point.

[The justification material follows:]

1974-1979
CAPITAL IMPROVEMENTS PROGRAM SUMMARY
(dollars in thousands)

FORM OBFM 10 (Rev. 4/24/72)

Date of Preparation June 5, 1972
June 15, 1972
September 21, 1972
December 11, 1972

Fund Highway

Page	Priority	Project Number	Project Title	Service Area	Estimated Total Project Cost	Prior Appropriations	Capital Budget Request 1974	Program Estimate FY 1975	FY 1976	FY 1977	FY 1978	FY 1979	Estimate Beyond Program Period
KA-CAP-6	1	28-1	Street Improvements and Extensions			Cont.	CS&C	CS&C	CS&C	CS&C	CS&C	CS&C	Cont.
			D. C. Funds	CW	23,760	Project	3,960	3,960	3,960	3,960	3,960	3,960	Project
KA-CAP-14	2	28-3	Highway Planning, Programming and Research	CW			PS	PS	PS	PS	PS	PS	
			D. C. Funds		2,400	Cont.	400	400	400	400	400	400	Cont.
			Federal Funds		7,800	Project	1,300	1,300	1,300	1,300	1,300	1,300	Project
KA-CAP-16	3	28-109	Cover on Federal Aid Streets	CW			CS&C	CS&C	CS&C	CS&C	CS&C	CS&C	
			D. C. Funds		1,835	Cont.	635	240	240	240	240	240	Cont.
			Federal Funds		4,275	Project	1,475	560	560	560	560	560	Project
KA-CAP-18	4	28-101	Heater on Federal Aid Streets	CW			CS&C	CS&C	CS&C	CS&C	CS&C	CS&C	
			D. C. Funds		935	Cont.	335	120	120	120	120	120	Cont.
			Federal Funds		2,175	Project	775	280	280	280	280	280	Project
KA-CAP-20	5	28-27	H St., N. E. Grade Separation	(6)			S						
			D. C. Funds		1,270	322.7	947.3						
			Federal Funds		14,730	13,782.7	947.3						
KA-CAP-21	6	28-55	South Leg	(9)			CS&C						
			D. C. Funds		316	160	156						
			Federal Funds		97,884	96,940	944						
KA-CAP-22	7	28-12	East Leg	(5)			CS	S&C	C	C	C		
			D. C. Funds		14,660	5,584	421	1,478	4,000	1,500	1,677		
			Federal Funds		232,890	68,056	3,790	41,061	59,000	32,500	28,483		

Agency Highways and Traffic

For each project indicated in FY 1974 through the beyond column indicate before the amount of funding: PS (preliminary survey), S (site), CS (construction services), C (construction), and E (equipment).

1974-1979
CAPITAL IMPROVEMENTS PROGRAM SUMMARY
(dollars in thousands)

FORM OBFM 10 (Rev. 4/24/72)

Date of Preparation June 5, 1972
June 15, 1972
September 21, 1972
December 11, 1972

Fund Highway

Page	Priority	Project Number	Project Title	Service Area	Estimated Total Project Cost	Prior Appropriations	Capital Budget Request 1974	Program Estimate FY 1975	FY 1976	FY 1977	FY 1978	FY 1979	Estimate Beyond Program Period
KA-CAP-23	8	28-50	South Capitol Street	(4)			C						
			D. C. Funds		150	130	20						
			Federal Funds		570	150	420						
KA-CAP-24	9	28-31	Mass. Ave.,4th St.,N.E. to 1st St., N. W.	(5,6,9)			CS&C						
			D. C. Funds		465		465						
			Federal Funds		1,080		1,080						
			Other (D.C. Transit)		300		300						
KA-CAP-25	10	28-106	Metro Betterments	CW			CS&C	CS&C	CS&C	CS&C	CS&C	CS&C	Cont.
			D. C. Funds		1,745	Cont.	245	300	300	300	300	300	Project
			Federal Funds		4,160	Project	660	700	700	700	700	700	
KA-CAP-27	11	28-45	Minnesota Ave. (Metro Betterment)	(3)			CS, S	C					
			D. C. Funds		542	57	85	400					
			Federal Funds		1,263	58	275	930					
KA-CAP-28	12	28-93	Bridge Railing Improvements	CW			CS&C	CS&C					
			D. C. Funds		87	37	25	25					
			Federal Funds		158	48	55	55					
KA-CAP-30	13	28-116	Bridge Replacement and/or Repair	CW			CS&C	CS&C	CS&C	CS&C	CS&C	CS&C	Cont.
			D.C. Funds		537	Cont.	37	100	100	100	100	100	Project
			Federal Funds		373	Project	23	70	70	70	70	70	

Agency Highways and Traffic

For each project indicated in FY 1974 through the beyond column indicate before the amount of funding: PS (preliminary survey), S (site), CS (construction services), C (construction), and E (equipment).

1974-1979
CAPITAL IMPROVEMENTS PROGRAM SUMMARY
(dollars in thousands)

FORM OBFM 10 (Rev. 4/24/72)

Date of Preparation June 5, 1972
June 15, 1972
September 21, 1972
December 11, 1972

Fund Highway

Page	Priority	Project Number	Project Title	Service Area	Estimated Total Project Cost	Prior Appropriations	Capital Budget Request 1974	Program Estimate FY 1975	FY 1976	FY 1977	FY 1978	FY 1979	Estimate Beyond Program Period
KA-CAP-31	14	28-114	Bus Stop Improvements	CW			CS&C	CS&C	CS&C	CS&C	CS&C		
			D. C. Funds		635		35	300	100	100	100		
			Federal Funds		1,270		70	600	200	200	200		
KA-CAP-32	15	28-71	Southern Avenue	(3,4)			SCS&C	SCS&C	C	C			
			D. C. Funds		5,330	2,770	710	620	615	615			
			Federal Funds		8,670	4,720	1,380	860	855	855			
KA-CAP-33	16	28-108	Channelization on Federal Aid Streets - D. C. Funds	CW	300	Cont. Project	CS&C 50	CS&C 50	CS&C 50	CS&C 50	CS&C 50	CS&C 50	Cont. Project
			Federal Funds		690		115	115	115	115	115	115	
KA-CAP-34	17	28-105	Emergency Communications System	(5,9)			CS&C	CS&C					
			D. C. Funds		63	43	15	5					
			Federal Funds		347	167	135	45					
KA-CAP-35	18	28-99	Eastern Avenue	(2,3)			S&CS	C	C	C	C		
			D. C. Funds		3,318		198	780	780	780	780		
			Federal Funds		16,542		862	3,920	3,920	3,920	3,920		
KA-CAP-36	19	28-112	South Dakota Avenue	(2)			CS	C					
			D. C. Funds		265		10	255					
			Federal Funds		645		30	615					
KA-CAP-38	20	28-113	Bicycle Route Network	CW			CS&C						
			D. C. Funds		48		48						
			Federal Funds		21		21						

Agency Highways and Traffic

For each project indicated in FY 1974 through the beyond column indicate before the amount of funding: PS (preliminary survey), S (site), CS (construction services), C (construction), and E (equipment).

1974-1979
CAPITAL IMPROVEMENTS PROGRAM SUMMARY
(dollars in thousands)

FORM OBFM 10 (Rev. 4/24/72)

Date of Preparation June 5, 1972
June 15, 1972
September 21, 1972
December 11, 1972

Fund Highway

Page	Priority	Project Number	Project Title	Service Area	Estimated Total Project Cost	Prior Appropriations	Capital Budget Request 1974	Program Estimate FY 1975	FY 1976	FY 1977	FY 1978	FY 1979	Estimate Beyond Program Period
KA-CAP-39	21	28-110	Anacostia Freeway Widening, Ramp 20 to D. C. Line	(4)			CS&C						
			D. C. Funds		200		200						
			Federal Funds		1,800		1,800						
KA-CAP-40	22	28-117	Anacostia Freeway Fencing	(4)			CS&C						
			D. C. Funds		13		13						
			Federal Funds		114		114						
KA-CAP-41	23	28-107	Outdoor Advertising Control, Title I	(5,7)			CS&C						
			D. C. Funds		12		12						
			Federal Funds		36		36						
KA-CAP-42	24	28-111	Morris Road, S. E.	4			CS&C						
			D. C. Funds		120		120						
			Federal Funds		280		280						
KA-CAP-43	25	28-103	Highway Beautification	CW		Cont.	CS&C	CS&C	CS&C	CS&C	CS&C	CS&C	Cont.
			Federal Funds (100%)		1,800	Project	300	300	300	300	300	300	Project
			Total - Highway Fund		458,879	193,025.4	26,329.6	60,444	77,965	48,965	43,655	8,495	
			D. C. Funds		(59,006)	(9,103.7)	(9,142.3)	(9,033)	(10,665)	(8,165)	(7,727)	(5,170)	
			Federal Funds		(399,573)	(183,921.7)	(16,887.3)	(51,411)	(67,300)	(40,800)	(35,928)	(3,325)	
			Other (D. C. Transit)		(300)	...	(300.0)	...	...	...	...	...	

Agency Highways and Traffic

For each project indicated in FY 1974 through the beyond column indicate before the amount of funding: PS (preliminary survey), S (site), CS (construction services), C (construction), and E (equipment).

1974-1979
CAPITAL IMPROVEMENTS PROGRAM SUMMARY
(dollars in thousands)

FORM OBFM 10 (Rev. 4/24/72)

Date of Preparation June 5, 1972
June 13, 1972
September 21, 1972
December 11, 1972

Fund General

Page	Priority	Project Number	Project Title	Service Area	Estimated Total Project Cost	Prior Appropriations	Capital Budget Request 1974	Program Estimate FY 1975	FY 1976	FY 1977	FY 1978	FY 1979	Estimate Beyond Program Period
KA-CAP-44	1	28-2	Street Lighting for Crime Prevention and Communications D. C. Funds	CW	3,487	Cont. Project	CS&C 987	CS&C 500	CS&C 500	CS&C 500	CS&C 500	CS&C 500	Cont. Project

Agency Highways and Traffic

For each project indicated in FY 1974 through the beyond column indicate before the amount of funding: PS (preliminary survey), S (site), CS (construction services), C (construction), and E (equipment).

95-872 O - 73 - pt. 2 -- 58

FORM OBFM 7 (Rev. 4/22/72)

CAPITAL IMPROVEMENTS PROJECT SCHEDULE
FISCAL YEARS 1974-1979
(dollars in thousands)

Date of Preparation June 15, 1972
Revised December 7, 1972

Fund Highway

Project Number: 28-1
Project Title: Street Improvements and Extensions
Project Location: City-wide

Square & Lot Numbers: 1974 - 0

Community Services Area No. *

Capacity of Facility: N/A

Agency Priority: 1
Estimated Occupancy Date: N/A
Month _____ Year _____

Replacement [X] New [X]
Expansion [X] Modernization [X]

Model Cities Area: [*] Yes [ ] No

Urban Renewal Area:
Credit % Projects within designated urban renewal areas are credited to the District's share of the urban renewal project.

Estimated Operating Budget Costs

	Current	1st Year	2d Year
Maintenance .			
Program			
Federal Grant			
Total	N/A		

Relocation Data	1974
Families	0
Individuals ..	0
Businesses ...	0
Other	0

Federal Grant Funds
Grantor .... HUD
(Code Enforcement)

Federal % . 2/3 of each participating project

Capital Improvements Project Estimate	Six Year Estimated Total Project Cost	Prior Appropriations	Unobligated Balance	Appropriation Request FY 1974	Program Estimate FY 1975	FY 1976	FY 1977	FY 1978	FY 1979	Estimate Beyond Program Period
Prel. Surv...	.....		.....	....	.....	.....	.....	.....	.....	
Site.....			.....	....	.....	.....	.....	.....	.....	
Cons. Serv...	3,000	Continuing	242	500	500	500	500	500	500	
Construction	20,760	Project	4,350	3,460	3,460	3,460	3,460	3,460	3,460	
Equipment....			.....	.....	.....	.....	.....	.....	.....	
Total	23,760		4,592	3,960	3,960	3,960	3,960	3,960	3,960	Continuing

PROJECT JUSTIFICATION: This project provides the menas for extending Departmental objectives to highway and pedestrian facilities not on the Federal-aid system. The justifications and locations of the work to be performed under this project are contained on the following pages of support information.

SCOPE OF WORK OUTLINE: Constructing curb and gutter; covering existing roadway surfaces; constructing and replacing sidewalks; grading and imrpoving unpaved streets; installing traffic control facilities; constructing alleys; building drainage and minor structures; covering street car tracks; replacing street line trees; and improving Code Enforcement and Urban Renewal Areas.

*Note: This project is of a city wide nature. Items that can be identified with a Community Service Area are so noted in the support information. Items within Service Area 6 accompanied with an asterisk are also within the Model Cities Area.

Agency Highways and Traffic

912

Project Number: 28-1

Street Improvements and Extensions

A.	Widening, Paving and Repaving	270,000
B.	Curb and Gutter	590,000
C.	Cover	679,000
D.	Sidewalks and Alleys (Assessment)	438,000
E.	Grading and/or Improving Unpaved Streets	75,000
F.	Traffic Control Facilities	1,050,000
G.	Sidewalk Replacement	150,000
H.	Drainage and Minor Structures	25,000
I.	Tree Replacement	250,000
J.	Cover Existing Street Car Tracks	40,000
K.	Urban Renewal and Redevelopment Area	140,000
L.	Southeast Code Enforcement Area	253,000
	Total	3,960,000

A. Widening, Paving and Repaving: $270,000

The funds requested for this work are for major improvements to streets not on the Federal Aid System. It involves the replacement of roadways which have deteriorated to a status beyond economical maintenance due to age and traffic volumes. The following location is proposed for this type improvement in 1974.

Southeast	Service Area	
Pomeroy Rd., Stanton Rd. to Morris Rd.	4	$270,000

B. Curb and Gutter: $590,000

The funds requested are for the construction of curb and gutter and the repair or construction of roadway pavement. It includes reclamation and modernization of old roadways and streets to provide better drainage and parking which are a part of "city type" street work, and relocation and realignment of curb and gutter at various intersections. It is proposed that the following streets be improved by this method in 1974.

Northeast	Service Area	
Allison St., Hawaii Ave. to Ft. Totten Dr.	2	$ 36,000
Girard St., 12th St. to 13th St.	2	67,000
Irving St., 15th St. to 16th St.	2	42,000
Olgethorpe St., 3rd St. to 5th St.	2	56,000
1st St., Longfellow St. to Kennedy St.	2	34,000
55th St., Eads St. to Grant St.	2	127,000

Southeast	Service Area	
Bangor St., Morris Rd. to Pomeroy Rd.	4	95,000
Brandywine St., 4th St. to 6th St.	4	41,000
Hunter Pl., Morris Rd. to Pomery Rd.	4	64,000
Savannah St., 9th Pl. to 10th Pl.	4	28,000
Total Curb and Gutter		$590,000

In the event that savings are realized in the allocation of funds for curb and gutter work, due to contract bids being lower than estimated, it is proposed to substitute projects from the following list to utilize the funds thus made available:

SUPPLEMENTAL PROJECTS

Northeast

55th St., Clay St. to Dix St.

Southeast

Erie St., 17th St. to Fort Pl.
Fort Pl., Erie St. to Bruce Pl.
Pomeroy Rd., Hunter Pl., to Butler St.

Agency Highways and Traffic

Project Number: 28-1

C. Cover: $679,000

The funds requested for cover work will be used for surfacing deteriorated older streets in order to provide a watertight cover. This prevents water from gaining access to the subgrade which would result in rapid deterioration and increased maintenance costs, and necessitate an earlier replacement of the existing pavement. This type of work extends the life of the pavement by 10 to 15 years and provides improved riding conditions at a minimum cost. The following streets are proposed for this type of improvement during 1974.

Regular Cover

Northeast	Service Area	
Franklin St., 18th St. to Rhode Island Ave.	2	$34,000
Levis St., Holbrook St. to Trinidad Ave.	6*	21,000
Oates St., Montello Ave. to Staples St.	6*	42,000
Perry St., South Dakota Ave. to 18th St.	2	19,000

Southeast	Service Area	
Camden St., 33rd St. to Branch Ave.	4	11,000
Eye St., Potomac Ave. to 11th St.	5	32,000
Eye St., 2nd St. to Virginia Avenue	5	58,000
L St., 8th St. to 9th St.	5	15,000
T St., Minnesota Ave. to 17th St.	4	18,000
9th St., L St. to Potomac Ave.	5	9,000
12th St., Potomac Ave. to Eye St.	5	11,000
13th St., Potomac Ave. to L St.	5	24,000
16th St., Good Hope Rd. to U St.	4	15,000

Northwest	Service Area	
McKinley St., Connecticut Ave. to 39th St.	8	14,000
Neal Pl., 4th St. to 5th St.	6*	19,000
11th St., Pennsylvania Ave. to E St.	9	32,000
17th St., Kalorama Rd. to Euclid St.	7	21,000

Southwest	Service Area	
Martin Luther King Jr., Ave., Xenia St. to Atlanta St	4	$34,000

Light Cover

Northeast	Service Area	
Clay St., 54th St. to 55th St.	3	$ 2,000
Evarts St., 10th St. to 12th St.	2	5,000
F St., 1st St. to 3rd St.	6*	8,000
Irving St., 24th St. to 25th St.	2	2,000
10th St., East Capitol St. to Constitution Ave.	5	6,000

Northwest	Service Area	
Belmont St., 16th St. to 17th St.	7	6,000
Faraday Pl., 44th St. to 45th St.	8	4,000
Fuller St., 16th St. to 17th St.	7	4,000
Gallatin St., Piney Branch Rd. to 14th St.	1	2,000
Gallatin St., 5th St. to 7th St.	1	5,000
Ingraham St., 14th St. to Colorado Ave.	1	3,000
Kalorama Rd., Connecticut Ave. to 20th St.	7	4,000
Kalorama Rd., 18th St. to Columbia Rd.	7	6,000
L St., 12th St. to Massachusetts Ave.	9	4,000
O St., 15th St. to 16th St.	6*	4,000
Pierce Mill Rd., Park Rd. to dead end west	7	3,000
Quarry Rd., Lanier Pl. to Columbia Rd.	7	2,000
Upshur St., 14th St. to Arkansas Ave.	1	3,000
Wyoming Ave., 18th St. to 19th St.	7	6,000
13th Pl., Peabody St. to dead end South	1	2,000
18th St., K St. to M St.	9	13,000
18th St., P St. to Q St.	7	4,000
20th St., Connecticut Ave. to Massachssetts Ave.	9	5,000

Agency Highways and Traffic

Project Number: 28-1

Southeast	Service Area	
Adrian St., G St. to Hildreth St.	3	5,000
Alabama Ave., Bowen Rd. to Ridge Rd.	3	5,000
Burns St., G St. to South of Hildreth St.	3	6,000
C St., Burns St. to 150' west	3	2,000
Chaplin St., Burns St. to Hilltop Terrace	3	3,000
Chaplin St., D St. to Texas Ave.	3	5,000
Chaplin St., DuBois Pl. to D St.	3	4,000
Chaplin St., F St. to G St.	3	4,000
D St., Chaplin St to Texas Ave.	3	3,000
F St., Hilltop Terrace to Chaplin St.	3	3,000
G St., Burns St. to Chaplin St.	3	7,000
Gainesville St., Terrace Rd. to 200' south	4	2,000
Gorman St., Burns St. to Adrian St.	3	3,000
Gorman Terrace, Chaplin St. to Cul-de-sac	3	5,000
H St., Benning Rd. to 51st St.	3	3,000
H St., Burns St. to Adrian St.	3	6,000
Hanna Pl., 51st St. to dead end	3	4,000
Hilltop Terrace, G St. to 200' west of Alabama Ave.	3	7,000
L St., 10th St. to 11th St.	5	3,000
Portland St., Martin Luther King, Jr., Ave. to 8th St.	4	6,000
Potomac Ave., 9th St. to 10th St.	5	3,000
R St., 40th St. to Ft. Davis St.	3	5,000
7th St., East Capitol St. to Independence Ave.	5	7,000
10th St., Eye St. to G St.	5	7,000
10th St., Potomac Ave. to M St.	5	2,000
32nd Pl., Alabama Ave. to Park Dr.	4	11,000
40th St., Pennsylvania Ave. to R St.	3	9,000
46th Pl., G St. to Cul-de-sac	3	4,000
51st St., Hanna Pl. to Southern Ave.	3	5,000

Southwest	Service Area	
Brandywine Pl., Martin Luther King, Jr. Ave., to 2nd St.	4	3,000
1st St., Brandywine Pl. to Altantic St.	4	5,000
Total Cover		679,000

In the event that savings are realized in the allocation of funds for cover work, due to contract bids being lower than estimated, it is proposed to substitute projects from the following list to utilize the funds thus made available.

SUPPLEMENTAL PROJECTS

Regular Cover

Northeast

Allison St., South Dakota Ave. to Sargent Rd.
Upshur St., 12th Pl. to 13th St.
12th Pl., Taylor St. to Varnum St.

Northwest

2nd St., Peabody St. to Rittenhouse St.

Light Cover

Northwest

Rodman St., Tilden St. to 52nd St.
Van Ness St., 50th St. to 52nd St.
Whittier Pl., Georgia Ave. to Piney Branch Rd.
7th St., Van Buren St. to Whittier St.
9th St. Hemlock St. to Juniper St.
52nd St., Rodman St. to Van Ness St.

Agency Highways and Traffic

D. Sidewalks and Alleys: $438,000

The funds requested are for the new sidewalks and alleys under the assessment system, and the construction of sidewalks and curbs around public reservations, municipal and Federal buildings. Sidewalks and alleys abutting private property are paved upon the request of the property owner.

Work under this project will be done by contract. Locations of work will be done in all sections of the District. A tentative list of locations cannot be furnished in advance because exact locations of proposed construction is not known.

E. Grading and/or Improving Unpaved Streets: $75,000

The funds requested are to cover the cost of general grading in connection with new building construction, sewer and water line installation, opening of new streets and alleys and to rectify drainage conditions. Funds are also provided to improve newly graded streets with a low cost type of pavement, generally macadam or surface treated gravel.

New industrial and residential construction requires the opening of new streets which must be improved to allow access. The locations are in all sections of the District. A tentative list of locations cannot be furnished in advance because exact locations of proposed construction is not known.

F. Traffic Control Facilities: 1,050,000

(01 and 03) These funds are to provide for the PEPCO engineering and installation and PEPCO material costs and for procurement of necessary equipment used in installation of new traffic signal control devices. It is anticipated that approximately thirty new locations will be signalized during the 1974 Fiscal Year. The continually increasing volumes of traffic within the District of Columbia as well as the impact of METRO construction and changing traffic patterns and street usages due to urban redevelopment, requires acceleration of our program of design and installation for traffic control that will be responsive to these needs. Traffic signal controls generally reduce unnecessary delays, improves safety and provides for special turning movements.

(02) These funds are utilized for the hundreds of minor changes each year in existing traffic signal operations. These funds are used to procure and install new equipment on existing traffic signals such as additional traffic signal heads, increased size of traffic signal heads, replacement of controllers wherein timing and phasing changes have been made and require different controller operation, etc. This also includes addition of pedestrian signals to existing traffic signal operations when pedestrian patterns change such as the establishment of new school crosswalks.

(04) These funds are to be used for installations of underground interconnect cable by PEPCO forces, for purposes of either replacement of outdated radio systems or to establish new interconnect capability between two adjacent traffic signals for proper coordination and traffic progression. Occasionally, these funds are used to replace inadequate underground interconnect facilities. Approximately 750 of the existing 1,200 traffic signals are interconnected. All new traffic signals installed are interconnected to existing systems if such systems are available.

(05) The program of purchase and installation of "blank-out" illuminated signs is to be continued. These signs are installed at intersections where certain turning movements are prohibited during rush hours, or installed for lane control purposes where lanes or entire roadways are reversed during peak periods and also where specific traffic problems require automatically opening and closing of traffic lanes, such as the special bus lanes. These signs are illuminated during the hours that the prohibition is in effect and must be responsive to emergency traffic conditions such as early

dismissal of schools or government personnel, detours and special events. A number of these signs have been installed to date and they have proven very effective in promoting safe and efficient traffic movement.

Flashing School signs with a positive message, and operating only at the times when children are going to and from schools, are very effective in alerting motorists approaching schools on arterial streets of the legal speed limit. A program to connect these signs to the Master Radio Control System in order to provide remote control operation will be continued. Also, plans call for installing these flashers at twenty additional locations along major arterial routes adjacent to schools.

(07) The cost of repairing the sidewalks and streets after traffic signal conduit has been placed for new signals or signal modifications has increased considerably and additional funds are necessary.

(08) Approximately 100 intersections are now being converted to a traffic responsive system using computer techniques. Continuing studies of this system and expansion of the system to include additional intersections are necessary. The long range goal is to bring the entire signal system into this program if results prove satisfactory.

(09) Purchase and installation of traffic control devices for Detour Operations is becoming an increasingly important item. These devices include traffic flex-posts, strobe warning lights, reflectors, portable signs, etc. These devices are used during highway emergencies and operational changes in traffic patterns. It is necessary to install these devices to assure maximum safety for motorists and to control traffic.

(10) Replacement of obsolete traffic controller with modern type equipment

These funds are to provide new traffic controllers to replace obsolete and old one now passed their life expectance of 15 years. The replacements parts for these controllers are being phased out by the manufacturers. There are 64 types of controllers in use with no interchangeable spare parts except for those purchased in the same year.

(11) Traffic Light System Programmer

These funds are to provide a new traffic light system programmer which would replace the orignial one and first of its kind now well passed the normal life expectance of 10 years for electronic equipment. The programmer controls about 90% of the 1,200 traffic light intersection in the city. It is the only control except for a pilot project for 100 intersections. Its job is to synchronize cycles, operate one-way and do not enter electric signs and change cycle patterns. This programmer has no back up, therefore, it is essential that it be in A-one condition.

New traffic signals	$ 217,000
01 Installation Costs $121,000	
03 Equipment Purchase $96,000	
02 Supplemental signals and modification of existing signals	100,000
04 Replacement and extension of existing traffic control interconnect system	70,000
05 Purchase and Installation of flashing School signs, Blank-Out and Illuminated signs	70,000
06 Engineering Services	325,000
07 Repairs to Street Cuts	25,000
08 Traffic Responsive Control System	20,000
09 Purchase and Installation of Detour Traffic Control Devices	20,000
10 Replacement of obsolete traffic controller with modern type equipment	103,000
11 Traffic Light System Programmer	100,000
Total Traffic Control Facilities	$1,050,000

Agency Highways and Traffic

Project Number: 28-1

G. Sidewalk Replacement: $150,000

The funds requested are for the continuation of a program initiated in Fiscal Year 1962. The intent of this program is to replace deteriorated defective and unsafe sidewalks in the District of Columbia. The sidewalks have deteriorated in recent years mainly due to the effect of tree roots causing cracking and unheaval of the pavement. At the start of this program, it was estimated that approximately 15% of the existing sidewalk yardage was in need of replacement, and progress has been made toward reducing this backlog. Our normal maintenance program cannot take care of this need.

H. Drainage and Minor Structures: $25,000

The funds requested are to provide for the construction and/or reconstruction of drainage structures where no major street improvement is necessary. This work is chargeable to the Highway Fund since its purpose is to provide proper drainage of surface water from public space. The work consists of installation of culverts, catch basins and connections.

I. Tree Replacement: $250,000

Old, dead and diseased trees are hazardous and unsightly. They are continuously being removed from District steets right-of-way at a rate faster than the Department's resources can replace them. Inasmuch as enhancement of public space is a Department goal, it is necessary to expedite the planting of vacant tree spaces by contracting. The Funds requested in the 1974 Budget are for this purpose.

J. Cover Existing Street Car Tracks: $40,000

The funds requested for this project will be used to partially cover the following roadways which contain street car tracks. Application of an asphalt surface within the tracks area will be totally chargeable to the D. C. Transit Company. This type of improvement will make the roadway safer for vehicular traffic and facilitate lane stripping.

Locations	Service Area	
8th St., S.E., Virginia Ave. to M St.	5	$25,000
Prospect St., N.W., 36th St. to West of 37th St.	9	15,000
Total, Cover Existing Street Car Tracks		$40,000

K. Urban Renewal and Redevelopment Areas: $140,000

Northwest Urban Renewal Area #1

The northwest area of the city bounded on the north by New York Avenue, on the east by North Capitol Street, on the west by Third Street, and on the south by Massachusetts Avenue, has been designated as an Urban Renewal Area. The main activities proposed for this area will be residential redevelopment and rehabilitation of existing housing for middle income families, and public housing for low income families.

The redevelopment of this area will involve the closing of some streets and alleys, the repaving of others and the creation of new alleys and walkways. The funds requested in Fiscal Year 1974 cover the costs of the Department in this area. These costs are:

	Service Area	
Alley in Square 622	6*	$ 20,000
H St., 1st St. to 2nd St. (Replacement)	6*	100,000
Street Line Trees	6*	20,000
Total, Northwest Urban Renewal Area #1		$140,000

L. Southeast Code Enforcement Area: $253,000

The Southeast section of the city bounded on the north by Constitution Avenue; on the east by 19th Street, Congressional Cemetery, and Barney Circle; on the south by L Street and Virginia Avenue; and on the west by 1st Street, North Carolina Avenue and 11th Street has, in compliance with Section 117 of the 1965 Housing and Urban Development

Agency Highways and Traffic

Project Number: 28-1

Act, been submitted by the Department of Licenses and Inspections as a Code Enforcement Area. Housing and Urban Development has approved a Federal Grant which will provide funds to cover two-thirds of the cost to upgrade this area. This Department will participate in this project by improving the street facilities. In accordance with the object of the plan, the following is listed for improvement in Fiscal Year 1974.

Widening	Service Area	
19th St., S.E., Potomac Ave. to Independence Ave..	5	$ 80,000
Curb and Gutter		
C. St., S.E., 18th St. to 19th St.	5	10,000
19th St., N.E., East Capitol St. to Constitution Ave.	5	8,000
19th St., S.E., A St. to East Capitol St.	5	16,000
Beautification	5	20,000
Street Light Improvements	5	14,000
Signal Modifications	5	20,000
Personnel Costs	5	85,000
Total Southeast Code Enforcement Area		$253,000

Agency Highways and Traffic

FORM OBFM 7 (Rev. 4/22/72)

CAPITAL IMPROVEMENTS PROJECT SCHEDULE
FISCAL YEARS 1974-1979
(dollars in thousands)

Date of Preparation June 15, 1972
Rev. Dec. 7, 1972

Fund Highway

Project Number: 28-3
Project Title: Highway Planning, Programming & Research
Project Location: N/A

Square & Lot Numbers: N/A

Community Services Area No. city-wide

Capacity of Facility: N/A

Agency Priority: 2
Estimated Occupancy Date:
Month _____ Year N/A

Replacement ☐ New ☐ N/A
Expansion ☐ Modernization ☐

Model Cities Area: ☐ Yes ☐ No N/A

Urban Renewal Area: N/A
Credit % .....

Estimated Operating Budget Costs

	Current	1st Year	2d Year
Maintenance .			
Program			
Federal Grant			
Total	N/A		

Relocation Data N/A
Families .....
Individuals ..
Businesses ...
Other .....

Federal Grant Funds
Grantor .... DOT

Federal % .. varies

Capital Improvements Project Estimate	Six Year Estimated Total Project Cost	Prior Appropriations	Unobligated Balance	Appropriation Request FY 1974	Program Estimate FY 1975	FY 1976	FY 1977	FY 1978	FY 1979	Estimate Beyond Program Period
Prel. Surv...	2,400		370	400	400	400	400	400	400	
Site.....	.....	Continuing	...	...	...	...	...	...	...	
Cons. Serv...	.....	Project	...	...	...	...	...	...	...	
Construction	.....		...	...	...	...	...	...	...	
Equipment....	.....		...	...	...	...	...	...	...	
Total	2,400		370	400	400	400	400	400	400	Continuing

PROJECT JUSTIFICATION: Continuing highway planning and research are essential to ensure a sound investment policy in new and modified facilities to achieve maximum effectiveness. Individual projects must be viewed as part of an overall plan. The primary function of the highway planning and research project is the preparation of long-range comprehensive plans for automobile, public transportation and freight travel in the District. Moreover, the project is continuing so as to reflect current policies, new technology, and the ever changing environment in transportation plans. The project also provides for problem solving through traffic, physical, and planning research.

SCOPE OF WORK OUTLINE: The project provides for all of the essential elements of the continuing, comprehensive planning process in the District. These elements include goal setting; inventorying transportation and socio-economic characteristics; forecasting future travel demand; and developing, testing, and evaluating alternative plans. The project also provides for a modest program of planning, traffic and physical research. Technical assistance, data, and financial assistance are provided to the Transportation Planning Board for the conduct of the regional

Agency Department of Highways and Traffic

Project No. 28-3

Justification (Continued)	Scope of Work (Continued)
	transportation planning process. Partial support is also provided to the Highway Research Board correlation service and the National Cooperative Highway Research Program sponsored by all other State Highway departments in the Nation.

Agency Department of Highways & Traffic

FORM OBFM 7 (Rev. 4/22/72)

CAPITAL IMPROVEMENTS PROJECT SCHEDULE
FISCAL YEARS 1974-1979
(dollars in thousands)

Date of Preparation June 15, 1972
Rev. Dec. 7, 1972

Fund Highway

Project Number: 28-109
Project Title: Cover on Federal Aid streets

Project Location: City-wide

Square & Lot Numbers: None

Community Services Area No. *

Capacity of Facility: N/A

Agency Priority: 3
Estimated Occupancy Date:
Month N/A Year N/A

Replacement [X] New [ ]
Expansion [ ] Modernization [ ]

Model Cities Area: [*] Yes [ ] No

Urban Renewal Area:
Credit % ..... Projects within designated urban renewal areas are credited to the District's share of the urban renewal project.

Estimated Operating Budget Costs

	Current	1st Year	2d Year
Maintenance .			
Program			
Federal Grant			
Total		N/A	

Relocation Data None
Families .....
Individuals ..
Businesses ...
Other .....

Federal Grant Funds
Grantor .... DOT
Federal % .. 70

Capital Improvements Project Estimate	Six Year Estimated Total Project Cost	Prior Appropriations	Unobligated Balance	Appropriation Request FY 1974	Program Estimate FY 1975	FY 1976	FY 1977	FY 1978	FY 1979	Estimate Beyond Program Period
Prel. Surv...	.....		.....	.....	.....	.....	.....	.....	.....	
Site.....	.....		.....	.....	.....	.....	.....	.....	.....	
Cons. Serv...	92	Continuing	....	32	12	12	12	12	12	
Construction	1,743	Project	....	603	228	228	228	228	228	
Equipment....	.....		.....	.....	.....	.....	.....	.....	.....	
Total	1,835		.....	635	240	240	240	240	240	

PROJECT JUSTIFICATION: A watertight cover will prevent water from gaining access to the sub-grade which would result in rapid deterioration and increased maintenance costs. The smoother riding surface will reduce heavy vibrations which is detrimental to concrete roadways, and also move larger volumes of traffic.

SCOPE OF WORK OUTLINE: Surfacing of deteriorated older streets on the Federal-Aid System.

The streets proposed for this type of improvement during 1974 are listed on the following page of support information.

*Note: This project is of a city-wide nature. Items that can be identified with a Community Service Area are so noted in the support information. Items in Service Area 6 accompanied with an asterick are also within the Model Cities area.

Agency Highways and Traffic

PROJECT NUMBER 28-109

COVER ON FEDERAL AID STREETS: $635,000

	Service Area	
Northeast		
Bladensburg Rd., New York Ave. to 24th Place	2	$ 15,000
"C" St., 4th St. to 16th St.	5,6*	60,000
Deane Ave., Minnesota Ave. to W. Service Dr. including Ramps	3	20,000
Eastern Ave., Rhode Island Ave. to Bladensburg Rd.	2	30,000
"H" St., 2nd St. to 15th St.	6*	155,000
New Hampshire Ave., N. Capitol St. to Eastern Ave..	2	55,000
Northwest		
Connecticut Ave., Calvert St. to Macomb St.	8	105,000
"M" St., 34th St. to 36th St.	8	16,000
North Capitol St., Massachusetts Avenue to Louisiana Avenue	9,5	13,000
Pennsylvania Ave., 24th St. to 28th St.	9,8	47,000
Rhode Island Ave., 16th St. to Connecticut Ave.	9	22,000
1st St., "E" St. to New Jersey Ave.	9	10,000
16th St., Alaska Ave. to Primrose Rd.	1	87,000

Agency Highways and Traffic

FORM OBFM 7 (Rev. 4/22/72)

CAPITAL IMPROVEMENTS PROJECT SCHEDULE
FISCAL YEARS 1974-1979
(dollars in thousands)

Date of Preparation June 15, 1972
Rev. Dec. 7, 1972

Fund Highway

Project Number: 28-101
Project Title: Heater on Federal Aid Streets
Project Location: City-wide

Square & Lot Numbers: None

Community Services Area No. *

Capacity of Facility: N/A

Agency Priority: 4
Estimated Occupancy Date:
Month N/A Year N/A

Replacement [X] New [ ]
Expansion [ ] Modernization [ ]

Model Cities Area: [ ] Yes [X] No

Urban Renewal Area: 1974 None
Credit % .....

Estimated Operating Budget Costs

	Current	1st Year	2d Year
Maintenance .			
Program			
Federal Grant			
Total		N/A	

Relocation Data None
Families .....
Individuals ..
Businesses ...
Other .....

Federal Grant Funds
Grantor .... DOT

Federal % .. 70%

Capital Improvements Project Estimate	Estimated Total Project Cost	Prior Appropriations	Unobligated Balance	Appropriation Request FY 1974	Program Estimate FY 1975	FY 1976	FY 1977	FY 1978	FY 1979	Estimate Beyond Program Period
Prel. Surv...	.....		...	.....						
Site.....	.....		...	.....						
Cons. Serv...	47	Continuing		17	6	6	6	6	6	
Construction	888	Project		318	114	114	114	114	114	
Equipment....	.....		...	.....	.....	.....	.....	.....	.....	
Total	935		...	335	120	120	120	120	120	Continuing

PROJECT JUSTIFICATION: The replacement of the existing cracked and deteriorated sheet asphalt pavement when there is no indications of base failure will increase the life of the existing pavement. The lowering of the crown will improve safety and traffic flow characteristics on streets undergoing this type of improvement.

SCOPE OF WORK OUTLINE: One inch of the old asphalt will be burned off and replaced with a new asphalt surface.

The streets proposed for this type of improvement during 1974 are listed on the following page of support information.

*Note: This project is of a city-wide nature. Items that can be identified with a Community Service Area are so noted in the support information.

Agency Highways and Traffic

PROJECT NUMBER 28-101

HEATER ON FEDERAL AID STREETS: $335,000

Northeast	Service Area	
17th St., Benning Rd. to Bladensburg Rd.	5	$39,000
Northwest		
Michigan Ave., North Capitol St. to 1st St.	7	16,000
"Q" St., 28th St. to Wisconsin Ave.	8	23,000
Reno Rd., Nebraska Ave. to Military Rd.	8	29,000
Virginia Ave., 19th St. to Constitution Ave.	9	18,000
Wisconsin Ave., Rodman St. to Tenley Circle	8	55,000
5th St., Park Place to Grant Circle	1	24,000
9th St., "G" St. to "K" St.	9	39,000
9th St., Pennsylvania Ave. to Constitution Ave	9	18,000
16th St., "U" St. to Columbia Rd.	7	46,000
18th St., "Q" St. to Florida Ave.	7	28,000

Agency Highways and Traffic

FORM OBFM 7 (Rev. 4/22/72)

CAPITAL IMPROVEMENTS PROJECT SCHEDULE
FISCAL YEARS 1974-1979
(dollars in thousands)

Date of Preparation June 15, 1972
Rev. Dec. 7, 1972

Fund Highway

Project Number: 28-27
Project Title: H Street, N.E.; Grade Separation
Project Location: H Street, N.E. between 1st and 2nd Streets

Square & Lot Numbers: Sq. 676, 677, 752

Community Services Area No. (6)

Capacity of Facility: N/A

Agency Priority: 5
Estimated Occupancy Date:
Month _____ Year N/A

Replacement [X] New [ ]
Expansion [ ] Modernization [ ]

Model Cities Area: [X] Yes [ ] No

Urban Renewal Area: N.E. #1 and H St.
Credit % ..... undetermined

Estimated Operating Budget Costs

	Current	1st Year	2d Year
Maintenance .			
Program			
Federal Grant			
Total		N/A	

Relocation Data

Families	14	(D.U.)
Individuals ..	45	
Businesses ...	5	
Other	1	

Federal Grant Funds
Grantor .... DOT
Federal % ..100% C
50% S

Capital Improvements Project Estimate	Estimated Total Project Cost	Prior Appropriations	Unobligated Balance	Appropriation Request FY 1974	Program Estimate FY 1975	FY 1976	FY 1977	FY 1978	FY 1979	Estimate Beyond Program Period
Prel. Surv...	.....	.....	.....	.....						
Site.....	1,250	302.7	.....	947.3						
Cons. Serv...	.....	.....	.....	.....						
Construction	20	20	20	.....						
Equipment....	.....	.....	.....	.....						
Total	1,270	322.7	- 20	947.3						

PROJECT JUSTIFICATION: The existing underpass, a structure put into service in 1907, is in poor condition due to extensive corrosion. Replacement of the existing structure with an overpass will result in safer and more efficient transportation. Continued use of the existing structure poses the probability of an emergency closure in the interest of motorist and pedestrian safety. Such an event could cause extreme hardship on the community. This facility also provides the access to the National Visitor's parking lot.

SCOPE OF WORK OUTLINE: The existing viaduct will be replaced by a six lane overpass, with access to the National Visitor's parking lot and a signalized exit. The facility will share space with existing railroad facilities and a proposed line of the Metro System.

Agency Highways and Traffic

FORM OBFM 7 (Rev. 4/22/72)

CAPITAL IMPROVEMENTS PROJECT SCHEDULE
FISCAL YEARS 1974-1979
(dollars in thousands)

Date of Preparation June 15, 1972
Revised December 7, 1972

Fund Highway

Project Number: 28-55
Project Title: South Leg-Inner Loop

Project Location: Theodore Roosevelt Bridge to Southwest Freeway

Square & Lot Numbers: None

Community Services Area No. (9)

Capacity of Facility: N/A

Agency Priority: 6
Estimated Occupancy Date:
Month _____ Year N/A

Replacement [ ] New [X]
Expansion [ ] Modernization [ ]

Model Cities Area: [ ] Yes [X] No

Urban Renewal Area: None
Credit % .....

Estimated Operating Budget Costs

	Current	1st Year	2d Year
Maintenance .			
Program			
Federal Grant			
Total	N/A		

Relocation Data None
Families .....
Individuals ..
Businesses ...
Other .....

Federal Grant Funds
Grantor .... DOT

Federal % 90- except 100% in National Capital Parks

Capital Improvements Project Estimate	Estimated Total Project Cost	Prior Appropriations	Unobligated Balance	Appropriation Request FY 1974	Program Estimate FY 1975	FY 1976	FY 1977	FY 1978	FY 1979	Estimate Beyond Program Period
Prel. Surv...	....	....	.....	....						
Site.....	....	....	.....	....						
Cons. Serv...	10	10	5	....						
Construction	306	150	89	156						
Equipment....	....	....	.....	....						
Total	316	160	94	156						

PROJECT JUSTIFICATION:

This segment of the Inner Loop is proposed as a part of the District's Interstate system, connecting the Potomac River Freeway and the Theodore Roosevelt Bridge with the Southwest Freeway. The project will promote economical and efficient vehicular movement of people and goods, and also promote vehicle and pedestrian safety.

SCOPE OF WORK OUTLINE:

Construction of a multiple lane freeway to Interstate standards. The project will be depressed or tunneled to the maximum extent feasible. The funds in the 1974 request are for the reconstruction of the deteriorated 14th Street structure and also Maine Avenue.

Agency Highways and Traffic

95-872 O - 73 - pt. 2 -- 59

FORM OBFM 7 (Rev. 4/22/72)

CAPITAL IMPROVEMENTS PROJECT SCHEDULE
FISCAL YEARS 1974-1979
(dollars in thousands)

Date of Preparation June 15, 1972
Rev. Dec. 7, 1972

Fund Highway

Project Number: 28-12
Project Title: East Leg-Inner Loop
Agency Priority: 7
Estimated Occupancy Date: Month ____ Year N/A

Project Location: Interchange C to connection with North Leg. Location undetermined from Bladensburg Road to North Leg.
Square & Lot Numbers: Undetermined (a)
Replacement ☐ New ☒ Expansion ☐ Modernization ☐
Model Cities Area: ☐ Yes ☐ No undetermined
Community Services Area No. (5) Other area undetermined
Urban Renewal Area: None
Capacity of Facility: N/A
Credit % .....

Estimated Operating Budget Costs

	Current	1st Year	2d Year
Maintenance .			
Program			
Federal Grant			
Total		N/A	

Relocation Data (a) Undetermined
Families .....
Individuals ..
Businesses ...
Other .....

Federal Grant Funds
Grantor ... DOT
Federal % 90 except 100% in National Capital Parks

Capital Improvements Project Estimate	Estimated Total Project Cost	Prior Appropriations	Unobligated Balance	Appropriation Request FY 1974	Program Estimate FY 1975	FY 1976	FY 1977	FY 1978	FY 1979	Estimate Beyond Program Period
Prel. Surv...	.....	.....	.....	.....	.....	.....	.....	.....		
Site.....	2,278	1,800	1,645	.....	478	.....	.....	.....		
Cons. Serv...	705	284	.....	421	.....	.....	.....	.....		
Construction	11,677	3,500	1,789	.....	1,000	4,000	1,500	1,677		
Equipment....	.....	.....	.....	.....	.....	.....	.....	.....		
Total	14,660	5,584	3,434	421	1,478	4,000	1,500	1,677		

PROJECT JUSTIFICATION:
This section of the Inner Loop will provide a connection between the North and South Legs of the Inner Loop and will also provide a direct connection from the Anacostia Freeway to the Northeast Section of the District. It will provide extensive relief for the congested streets in the Capitol East area. This freeway will provide lower operating costs, reduced travel time, and lower property damage and traffic injuries.

SCOPE OF WORK OUTLINE:
Construction of a multi-lane freeway to Interstate standards. This facility is proposed as eight lanes from Barney Circle to the connection to the East Capitol Street Bridge, and as six lanes from there to the junction with the North Leg. The portion of this project from Bladensburg Road to the North Leg will be further defined pending Congressional action.

(a) A temporary connection to Baldensburg Road requires relocating three businesses from squares 4444, 4445. These properties will be required for the permanent alignment.

Agency Highways and Traffic

FORM OBFM 7 (Rev. 4/22/72)

CAPITAL IMPROVEMENTS PROJECT SCHEDULE
FISCAL YEARS 1974-1979
(dollars in thousands)

Date of Preparation June 15, 1972
Rev. Dec. 7, 1972

Fund Highway

Project Number: 28-50
Project Title: South Capitol Street

Project Location: South Capitol Street Bridge to D. C. Line

Square & Lot Numbers: None

Community Services Area No. (4)

Capacity of Facility: N/A

Agency Priority: 8
Estimated Occupancy Date:
Month N/A Year N/A

Replacement [X] New [ ]
Expansion [X] Modernization [ ]

Model Cities Area: [ ] Yes [X] No

Urban Renewal Area: None
Credit % .....

Estimated Operating Budget Costs

	Current	1st Year	2d Year
Maintenance .			
Program			
Federal Grant			
Total	N/A		

Relocation Data None
Families .....
Individuals ..
Businesses ...
Other .....

Federal Grant Funds
Grantor .... DOT
Federal % . 70 + %

Capital Improvements Project Estimate	Estimated Total Project Cost	Prior Appropriations	Unobligated Balance	Appropriation Request FY 1974	Program Estimate FY 1975	FY 1976	FY 1977	FY 1978	FY 1979	Estimate Beyond Program Period
Prel. Surv...	...	...	...	...						
Site.....	...	...	...	...						
Cons. Serv...	10	10	...	...						
Construction	140	120	50	20						
Equipment....		...	...	...						
Total	150	130	50	20						

PROJECT JUSTIFICATION: This project is necessitated by increasing traffic congestion and anticipated demand from the proposed Defense Office Building and related development. Improvements to peak period traffic are planned by increasing bus ridership and maintaining or improving existing vehicular service levels through traffic engineering actions. This project and the South Capitol Street Bridge Project (28-81) constitute part of the Urban Corridor Program developed under a special grant from the Department of Transportation.

SCOPE OF WORK OUTLINE: Selective widening, adjustment of turning radii, turn slots, intersection adjustments, bus priority lane at Suitland Parkway intersection, new signing and roadway reconstruction.

Agency Department of Highways and Traffic

FORM OBFM 7 (Rev. 4/22/72)

CAPITAL IMPROVEMENTS PROJECT SCHEDULE
FISCAL YEARS 1974-1979
(dollars in thousands)

Date of Preparation June 15, 1972
Rev. Dec. 7, 1972

Fund Highway

Project Number: 28-31
Project Title: Massachusetts Avenue

Project Location: 4th Street, N.E. to 1st Street, N.W.

Square & Lot Numbers: None

Community Services Area No. (5, 6, 9)

Capacity of Facility: N/A

Agency Priority: 9
Estimated Occupancy Date:
Month N/A Year N/A

Replacement [ ] New [ ]
Expansion [ ] Modernization [X]

Model Cities Area: [X] Yes* [ ] No

Urban Renewal Area: N.W. #1, Downtown
Credit % ..... 50% of the cost in each urban renewal area is credited to the District's share of each urban renewal project

Estimated Operating Budget Costs

	Current	1st Year	2d Year
Maintenance .			
Program			
Federal Grant			
Total		N/A	

Relocation Data None
Families .....
Individuals ..
Businesses ...
Other .....

Federal Grant Funds
Grantor .... DOT
Federal % .. 70

Capital Improvements Project Estimate	Estimated Total Project Cost	Prior Appropriations	Unobligated Balance	Appropriation Request FY 1974	Program Estimate FY 1975	FY 1976	FY 1977	FY 1978	FY 1979	Estimate Beyond Program Period
Prel. Surv...	.....			....						
Site.....	.....			....						
Cons. Serv...	23			23						
Construction	442			442						
Equipment....	.....			....						
Total	465			465						

PROJECT JUSTIFICATION: The major portion of this project will be rechannelization of Union Station Plaza facilitating a smoother flow of traffic, thereby reducing a bottleneck in vehicular movement to the Northwest. This project will also serve traffic destined to the National Visitor Center.

SCOPE OF WORK OUTLINE: Channelization of Union Station Plaza; removing street car tracks; resurfacing Massachusetts Avenue and realigning curbs along Massachusetts Avenue to provide a constant roadway width.

*Partially

Agency Highways and Traffic

FORM OBFM 7 (Rev. 4/22/72)

CAPITAL IMPROVEMENTS PROJECT SCHEDULE
FISCAL YEARS 1974-1979
(dollars in thousands)

Date of Preparation June 15, 1972
Rev. Dec. 7, 1972

Fund Highway

Project Number: 28-106
Project Title: Metro Betterments

Project Location: City-wide

Square & Lot Numbers: 1974 - None

Community Services Area No. *

Capacity of Facility: N/A

Agency Priority: 10
Estimated Occupancy Date:
Month N/A Year N/A

Replacement [ ] New [ ]
Expansion [X] Modernization [X]

Model Cities Area: [ ] Yes [*] No

Urban Renewal Area: 1974 - None
Credit % .....

Estimated Operating Budget Costs

	Current	1st Year	2d Year
Maintenance .			
Program			
Federal Grant			
Total	N/A		

Relocation Data 1974

Families	0
Individuals ..	0
Businesses ...	0
Other	0

Federal Grant Funds
Grantor .... DOT

Federal % .. varies

Capital Improvements Project Estimate	Six Year Estimated Total Project Cost	Prior Appropriations	Unobligated Balance	Appropriation Request FY 1974	Program Estimate FY 1975	FY 1976	FY 1977	FY 1978	FY 1979	Estimate Beyond Program Period
Prel. Surv...	.....			...						
Site.....	.....	Continuing		...						
Cons. Serv...	85	Project		10	15	15	15	15	15	
Construction	1,660			235	285	285	285	285	285	
Equipment....	.....			...	...	...	...	...	...	
Total	1,745			245	300	300	300	300	300	Continuing

PROJECT JUSTIFICATION: Construction of Metro requires many adjustments to streets and structures along their routes. All adjustments and replacements in kind are financed by WMATA. It is economically advantageous to make certain improvements and betterments to D. C. highway facilities concurrently with the Metro construction.

SCOPE OF WORK OUTLINE: The general scope of work would describe any improvement or adjustment to the existing streets made necessary by the construction and/or operation of the Metro System. This work would include alterations to structure, street curb changes, traffic control facilities, repaving and acquisition of required right of way. The projects proposed for this type of work in Fiscal Year 1974 are listed on the following page of support information.

*Note: This project is of a city-wide nature. Items that can be identified with a Community Service Area are so noted in the support information

Agency Department of Highways and Traffic

Project Number: 28-106

Metro Betterments: $245,000

Northeast	Service Area	
Riggs Road, Approaches to Railroad Structure	2	$225,000
Deanne Avenue, Railroad Structure	3	20,000
Northwest		
Piney Branch Road, Railroad Structure	1	0

Agency Highways and Traffic

FORM OBFM 7 (Rev. 4/22/72)

CAPITAL IMPROVEMENTS PROJECT SCHEDULE
FISCAL YEARS 1974-1979
(dollars in thousands)

Date of Preparation June 15, 1972
Rev. Dec. 7, 1972

Fund Highway

Project Number: 28-45
Project Title: Minnesota Avenue, N.E.

Project Location: Sheriff Road to Eastern Avenue

Square & Lot Numbers: Sqs. 5097, 5123, 5125, 5157

Community Services Area No. (3)

Capacity of Facility: N/A

Agency Priority: 11
Estimated Occupancy Date:
Month N/A Year N/A

Replacement [ ] New [X]
Expansion [ ] Modernization [ ]

Model Cities Area: [ ] Yes [X] No

Urban Renewal Area: None
Credit % .....

Estimated Operating Budget Costs

	Current	1st Year	2d Year
Maintenance .			
Program			
Federal Grant			
Total	N/A		

Relocation Data
Families .....
Individuals .. 9 (D.U.)
Businesses ... 0
Other 0

Federal Grant Funds
Grantor .... DOT
Federal % .. 70

Capital Improvements Project Estimate	Estimated Total Project Cost	Prior Appropriations	Unobligated Balance	Appropriation Request FY 1974	Program Estimate FY 1975	FY 1976	FY 1977	FY 1978	FY 1979	Estimate Beyond Program Period
Prel. Surv...	....	....	....	....	....					
Site.....	117	50	50	67	....					
Cons. Serv...	25	7	2	18	....					
Construction	400	....	....	....	400					
Equipment....	....	....	....	....	....					
Total	542	57	52	85	400					

PROJECT JUSTIFICATION: Minnesota Avenue is not a through street between Sheriff Road and Eastern Avenue and the opening of this section will benefit the operation of Metro. The construction of this new facility will also promote transportation accessibility and economic growth in the Far Northeast section of the City.

SCOPE OF WORK OUTLINE: Acquire right of way between Sheriff Road and Meade Street. Construct a four lane roadway with curb and gutter.

Agency Department of Highways and Traffic

FORM OBFM 7 (Rev. 4/22/72)

CAPITAL IMPROVEMENTS PROJECT SCHEDULE
FISCAL YEARS 1974-1979
(dollars in thousands)

Date of Preparation June 15, 1972
Rev. Dec. 7, 1972

Fund Highway

Project Number: 28-93
Project Title: Bridge Railing Improvement Program
Project Location: City-wide

Square & Lot Numbers: None

Community Services Area No. *

Capacity of Facility: N/A

Agency Priority: 12
Estimated Occupancy Date:
Month N/A Year N/A

Replacement [ ] New [ ]
Expansion [ ] Modernization [X]

Model Cities Area: [ ] Yes [X] No

Urban Renewal Area: 1974 - None
Credit % .....

Estimated Operating Budget Costs

	Current	1st Year	2d Year
Maintenance .			
Program			
Federal Grant			
Total	N/A		

Relocation Data None
Families .....
Individuals ..
Businesses ...
Other .....

Federal Grant Funds
Grantor .... DOT
Federal % .. 70

Capital Improvements Project Estimate	Estimated Total Project Cost	Prior Appropriations	Unobligated Balance	Appropriation Request FY 1974	Program Estimate FY 1975	FY 1976	FY 1977	FY 1978	FY 1979	Estimate Beyond Program Period
Prel. Surv...	....	....		....	....					
Site.....	....	....		....	....					
Cons. Serv...	4	2		1	1					
Construction	83	35		24	24					
Equipment....	....	....		....	....					
Total	87	37		25	25					

PROJECT JUSTIFICATION: A study of bridge railing systems on fourteen (14) bridges within the District of Columbia indicated that the railing systems on all the studied bridges do not meet the current Standard Specifications for Highway Bridges as adopted by AASHO. Based on study findings, recommendations were prepared for improving the railing condition of these bridges.

SCOPE OF WORK OUTLINE: Replace existing bridge railing and/or install curb line barrier railings as required. This project continues the bridge railing program. The facilities proposed for this work in 1974 are listed on the following page of support information.

*Note: This project is of a city-wide nature. Items that can be identified with a Community Service Area are so noted in the support information.

Agency ~~Department of Highways and~~ Traffic

Project Number: 28-93

Bridge Railing Improvement Program: $25,000

Northwest	Service Area	
Michigan Avenue, over Park Place	7	$ 7,000
Park Road, over Piney Branch Parkway	7, 8	6,000
Porter Street, over Rock Creek Park	1, 8	12,000

Agency Highways and Traffic

FORM OBFM 7 (Rev. 4/22/72)

CAPITAL IMPROVEMENTS PROJECT SCHEDULE
FISCAL YEARS 1974-1979
(dollars in thousands)

Date of Preparation June 15, 1972
Rev. Dec. 7, 1972

Fund Highway

Project Number: 28-116
Project Title: Bridge Replacement and/or Repair
Project Location: City-wide

Square & Lot Numbers: None

Community Services Area No. 4 (1974)

Capacity of Facility: N/A

Agency Priority: 13
Estimated Occupancy Date: N/A
Month _____ Year _____

Replacement [X] New [ ]
Expansion [ ] Modernization [ ]

Model Cities Area: [ ] Yes [X] No

Urban Renewal Area: None (1974)
Credit % .....

Estimated Operating Budget Costs

	Current	1st Year	2d Year
Maintenance .			
Program			
Federal Grant			
Total		N/A	

Relocation Data None
Families .....
Individuals ..
Businesses ...
Other .....

Federal Grant Funds
Grantor .... DOT

Federal % .. Varies

Capital Improvements Project Estimate	Estimated Total Project Cost	Prior Appropriations	Unobligated Balance	Appropriation Request FY 1974	Program Estimate FY 1975	FY 1976	FY 1977	FY 1978	FY 1979	Estimate Beyond Program Period
Prel. Surv.., Site.....				2	5	5	5	5	5	
Cons. Serv...	27			35	95	95	95	95	95	
Construction	510									
Equipment....										
Total	537			37	100	100	100	100	100	

PROJECT JUSTIFICATION: The Department of Highways and Traffic is currently updating its inventory of highway structures in the District of Columbia. As a part of this process, each structure is being appraised of its structural adequacy. Remedial actions of varying scope are recommended for those structures showing marked deterioration. This project provides for the correction of structural deficiencies.

SCOPE OF WORK OUTLINE: Reconstruct deteriorated portions of bridge decks; and structures; apply membrane waterproofing and asphalt wearing surface and other work incidental to bridge deck restoration.

Funds requested in Fiscal Year 1974 are for Wheeler Road, S.E. over Oxon Run - Service Area 4.

Agency Highways and Traffic

FORM OBFM 7 (Rev. 4/22/72)

CAPITAL IMPROVEMENTS PROJECT SCHEDULE
FISCAL YEARS 1974-1979
(dollars in thousands)

Date of Preparation June 15, 1972

Revised December 7, 1972

Fund Highway

Project Number: 28-114
Project Title: Bus Stop Improvements

Project Location: city-wide

Square & Lot Numbers: None

Community Services Area No. city-wide

Capacity of Facility: N/A

Agency Priority: 14
Estimated Occupancy Date:
Month N/A Year N/A

Replacement [ ] New [X]
Expansion [ ] Modernization [ ]

Model Cities Area: [ ] Yes [ ] No
undetermined
Urban Renewal Area: undetermined
Credit % .....

Estimated Operating Budget Costs

	Current	1st Year	2d Year
Maintenance .			
Program			
Federal Grant			
Total	N/A		

Relocation Data None
Families .....
Individuals ..
Businesses ...
Other .....

Federal Grant Funds
Grantor .... DOT

Federal % .. varies

Capital Improvements Project Estimate	Estimated Total Project Cost	Prior Appropriations	Unobligated Balance	Appropriation Request FY 1974	Program Estimate FY 1975	FY 1976	FY 1977	FY 1978	FY 1979	Estimate Beyond Program Period
Prel. Surv...	....			....						
Site.....	....			....						
Cons. Serv...	22			2	5	5	5	5		
Construction	603			33	285	95	95	95		
Equipment....	....									
Total	635			35	300	100	100	100		

PROJECT JUSTIFICATION: In the interest of providing quality balanced transportation for the District of Columbia, the department has undertaken various projects to insure greater use of bus transportation for commuting. Thus far, bus preference lanes have been established in conjunction with the Shirley Busway project and others, bus stops have been built-in to underground expressways, the Southwest Bus Terminal has been constructed, and the Midi-bus downtown transit service is under development. Except at a few isolated locations, people at bus stops have no protection from the weather and little access to transit information. To fully develop the potentials offered by bus

SCOPE OF WORK OUTLINE: This project includes the planning, design, purchase, and installation of the necessary hardware to protect and improve bus patrons. Installations will be at major transfer terminals, and the high volume bus stops in the central area of the District and at prime transfer points outside the downtown. The design of the shelters will be guided by the experience with 12 shelters installed in the Anacostia area under a DOT Demonstration Grant. Installations in residential areas will be planned so as to blend with surroundings and to avoid citizen

Agency Department of Highways and Traffic

FORM OBFM 7 (Rev. 4/22/72)

CAPITAL IMPROVEMENTS PROJECT SCHEDULE
FISCAL YEARS 1974-1979
(dollars in thousands)

Date of Preparation June 15, 1972
Rev. Dec. 7, 1972

Fund Highway

Project Number: 28-71
Project Title: Southern Avenue, S.E.

Project Location: South Capitol Street to East Capitol Street

Square & Lot Numbers: Parcels 215/27, 202/61 208/4, 208/66, 208/65

Community Services Area No. (3, 4)

Capacity of Facility: N/A

Agency Priority: 15
Estimated Occupancy Date:
Month N/A Year N/A

Replacement [ ] New [X]
Expansion [X] Modernization [ ]

Model Cities Area: [ ] Yes [X] No

Urban Renewal Area: None
Credit % .....

Estimated Operating Budget Costs

	Current	1st Year	2d Year
Maintenance .			
Program			
Federal Grant			
Total		N/A	

Relocation Data
Families .....
Individuals .. None
Businesses ...
Other .....

Federal Grant Funds
Grantor .... DOT
Federal % .. 58 + %

Capital Improvements Project Estimate	Estimated Total Project Cost	Prior Appropriations	Unobligated Balance	Appropriation Request FY 1974	Program Estimate FY 1975	FY 1976	FY 1977	FY 1978	FY 1979	Estimate Beyond Program Period
Prel. Surv...	.....	.....	....	.....	.....	.....	.....			
Site.....	195	45	4	120	30	.....	.....			
Cons. Serv...	210	115	2	40	55	.....	.....			
Construction	4,925	2,610	33	550	535	615	615			
Equipment....	.....	.....	....	.....	.....	.....	.....			
Total	5,330	2,770	39	710	620	615	615			

PROJECT JUSTIFICATION: Southern Avenue is one of the three boundary avenues of the District of Columiba. Its long, straight, diagonal character makes it ideal for a major cross-town traffic facility. The land within the Southern Avenue corridor is developing at an accelerating rate, both within the District and adjoining Maryland. The construction of the Southeast Community Hospital has focused public attention on the need for the joining up of unconnected segments to make Southern Avenue a continuous through arterial.

SCOPE OF WORK OUTLINE: Construction of a four lane roadway with curb and gutter, sidewalks, drainage structures and other incidental work necessary to meet AASHO standards for arterial streets.

Agency Highways and Traffic

FORM OBFM 7 (Rev. 4/22/72)

CAPITAL IMPROVEMENTS PROJECT SCHEDULE
FISCAL YEARS 1974-1979
(dollars in thousands)

Date of Preparation June, 15, 1972
Rev. Dec. 7, 1972

Fund Highway

Project Number: 28-108
Project Title: Channelization on Federal aid Streets
Project Location: City-wide

Square & Lot Numbers: undetermined

Community Services Area No. city-wide

Capacity of Facility: N/A

Agency Priority: 16
Estimated Occupancy Date:
Month N/A Year N/A

Replacement [ ] New [ ]
Expansion [Y] Modernization [X]

Model Cities Area: [ ] Yes [ ] No
Undetermined
Urban Renewal Area: undetermined
Credit % .....

Estimated Operating Budget Costs

	Current	1st Year	2d Year
Maintenance .			
Program			
Federal Grant			
Total	N/A		

Relocation Data None
Families .....
Individuals ..
Businesses ...
Other .....

Federal Grant Funds
Grantor DOT.

Federal % 70

Capital Improvements Project Estimate	Six year Estimated Total Project Cost	Prior Appropriations	Unobligated Balance	Appropriation Request FY 1974	Program Estimate FY 1975	FY 1976	FY 1977	FY 1978	FY 1979	Estimate Beyond Program Period
Prel. Surv...	...			...	...	...	...	...	...	
Site.....	...	Continuing project		...	...	...	...	...	...	
Cons. Serv...	18			3	3	3	3	3	3	
Construction	282			47	47	47	47	47	47	
Equipment....	...			...	...	...	...	...	...	
Total	300			50	50	50	50	50	50	continuing

PROJECT JUSTIFICATION: Promotes the efficient movement of vehicles and pedestrians by initiating projects to improve traffic operations at spot locations on the existing Federal-aid system.

SCOPE OF WORK OUTLINE: Construction of curb and gutter at new locations, relocation and realignment of curb and gutter, repaving of roadways to higher standards, and construction of bus bays and bus bay modifications.

Monies requested for this project in the 1974 Budget are to accomplish these improvement types as priorities are determined.

Agency Department of Highways & Traffic

FORM OBFM 7 (Rev. 4/22/72)

CAPITAL IMPROVEMENTS PROJECT SCHEDULE
FISCAL YEARS 1974-1979
(dollars in thousands)

Date of Preparation June 15, 1972
Rev. Dec. 7, 1972

Fund Highway

Project Number: 28-105
Project Title: Emergency Communications Systems
Project Location: Various existing Interstate locations

Square & Lot Numbers: None

Community Services Area No. (5, 9)

Capacity of Facility: N/A

Agency Priority: 17
Estimated Occupancy Date:
Month N/A Year N/A

Replacement [ ] New [ ]
Expansion [ ] Modernization [X]

Model Cities Area: [ ] Yes [X] No

Urban Renewal Area: NONE
Credit % .....

Estimated Operating Budget Costs

	Current	1st Year	2d Year
Maintenance .			
Program			
Federal Grant			
Total	N/A		

Relocation Data None
Families .....
Individuals ..
Businesses ...
Other .....

Federal Grant Funds
Grantor .... DOT

Federal % .. 50 ABC
90 I

Capital Improvements Project Estimate	Estimated Total Project Cost	Prior Appropriations	Unobligated Balance	Appropriation Request FY 1974	Program Estimate FY 1975	FY 1976	FY 1977	FY 1978	FY 1979	Estimate Beyond Program Period
Prel. Surv...	....	....	....	....	....					
Site.....	....	....	....	....	....					
Cons. Serv...	6	4	....	1	1					
Construction	57	39	....	14	4					
Equipment....	....	....	....	....	....					
Total	63	43	....	15	5					

PROJECT JUSTIFICATION: Installation of emergency telephones would afford stranded motorists who are in need of emergency services along the remote sections of a freeway, a means of communication. This is a public service project promoting public safety. The existing 16 boxes received approximately 20 calls per week. During a five day period there were 64 stranded vehicles on the Anacostia Freeway. To provide emergency communication along the Anacostia Freeway, there will be 24 telephone boxes installed during Fiscal Year 1973.

SCOPE OF WORK OUTLINE: Installation of emergency telephones on opposite sides of the roadway and connected to a Traffic Operations Control Center by land wire. Funds requested in 1974 will complete installations on the following freeway facilities:

I-95, South Capitol Street to Virginia - Service Area 9
I-695, South Capitol Street to Interchange C - Service Area 5
I-295, Interchange C to Barney Circle - Service Area 5

Agency Department of Highways and Traffic

FORM OBFM 7 (Rev. 4/22/72)

CAPITAL IMPROVEMENTS PROJECT SCHEDULE
FISCAL YEARS 1974-1979
(dollars in thousands)

Date of Preparation June 15, 1972
Rev. Dec. 7, 1972

Fund Highway

Project Number: 28-99
Project Title: Eastern Avenue

Project Location: Eastern Avenue, N.E. between Bladensburg Rd. and Kenilworth Avenue

Square & Lot Numbers: Sq. 5113

Community Services Area No. (2, 3)

Capacity of Facility: N/A

Agency Priority: 18
Estimated Occupancy Date:
Month N/A Year N/A

Replacement [ ] New [X]
Expansion [ ] Modernization [ ]

Model Cities Area: [ ] Yes [X] No

Urban Renewal Area: Fort Lincoln
Credit % ..... undetermined

Estimated Operating Budget Costs

	Current	1st Year	2d Year
Maintenance .			
Program			
Federal Grant			
Total	N/A		

Relocation Data None
Families .....
Individuals ..
Businesses ...
Other .....

Federal Grant Funds
Grantor .... DOT
HUD
Federal % .. 70% +

Capital Improvements Project Estimate	Estimated Total Project Cost	Prior Appropriations	Unobligated Balance	Appropriation Request FY 1974	Program Estimate FY 1975	FY 1976	FY 1977	FY 1978	FY 1979	Estimate Beyond Program Period
Prel. Surv...	.....			.....	...	...	...	...		
Site.....	48			48	...	...	...	...		
Cons. Serv...	150			150	...	...	...	...		
Construction	3,120			.....	780	780	780	780		
Equipment....	.....			.....	...	...	...	...		
Total	3,318			198	780	780	780	780		

PROJECT JUSTIFICATION: Eastern Avenue is one of the three boundary avenues of the District of Columbia. Its long, straight diagonal character makes it ideal for a major cross town traffic facility and has been designated as such in the District's Major Thoroughfare Plan. Existing only in segments, this project will provide an important link in the overall Eastern Avenue development plan. The project borders the Fort Lincoln Urban Development site and will provide vehicular access to roads and streets being planned in this area.

SCOPE OF WORK OUTLINE: Construction of a six lane roadway including a bridge spanning the Anacostia River, an overpass at New York Avenue and a bridge and short tunnel within the Fort Lincoln Site. If New York Avenue is relocated through Fort Lincoln, an intersection will be made with Eastern Avenue.

Agency Department of Highways and Traffic

FORM OBFM 7 (Rev. 4/22/72)

CAPITAL IMPROVEMENTS PROJECT SCHEDULE
FISCAL YEARS 1974-1979
(dollars in thousands)

Date of Preparation June 15, 1972
Rev. Dec. 7, 1972

Fund Highway

Project Number: 28-112
Project Title: South Dakota Avenue, N.E.

Project Location: Bladensburg Road to New York Avenue

Square & Lot Numbers: None

Community Services Area No. (2)

Capacity of Facility: N/A

Agency Priority: 19
Estimated Occupancy Date:
Month N/A Year N/A

Replacement [X] New [ ]
Expansion [X] Modernization [ ]

Model Cities Area: [ ] Yes [X] No

Urban Renewal Area: Ft. Lincoln
Credit % ..... undetermined

Estimated Operating Budget Costs

	Current	1st Year	2d Year
Maintenance .			
Program			
Federal Grant			
Total	N/A		

Relocation Data None
Families .....
Individuals ..
Businesses ...
Other .....

Federal Grant Funds
Grantor ... DOT
Federal % .. 70

Capital Improvements Project Estimate	Estimated Total Project Cost	Prior Appropriations	Unobligated Balance	Appropriation Request FY 1974	Program Estimate FY 1975	FY 1976	FY 1977	FY 1978	FY 1979	Estimate Beyond Program Period
Prel. Surv...	...			...	...					
Site.....	...			...	...					
Cons. Serv...	10			10	...					
Construction	255			...	255					
Equipment....	...			...	...					
Total	265			10	255					

PROJECT JUSTIFICATION: The proposed widening will provide better and safer service to the Fort Lincoln New Town. The first development in Fort Lincoln is expected to occur nearest South Dakota Avenue. The proposed widening should be done in conjunction with this development.

SCOPE OF WORK OUTLINE: Widen the existing four lane roadway, provide channelization, left turn lanes, and the necessary retaining walls.

Agency Department of Highways and Traffic

Justification (Continued)

transportation in the District of Columbia, and to complement the other investments in better transit service, it is proposed to establish shelters and information panels at certain key terminals and transfer points.

Scope of Work (Continued)

objections. The program will be coordinated with the Washington Metropolitan Area Transit Commission and the Council of Governments/Transportation Planning Board. The 1974 program will include bus shelters in the downtown area.

Agency Department of Highways and Traffic

95-872 O - 73 - pt. 2 -- 60

FORM OBFM 7 (Rev. 4/22/72)

CAPITAL IMPROVEMENTS PROJECT SCHEDULE
FISCAL YEARS 1974-1979
(dollars in thousands)

Date of Preparation June 15, 1972
Rev. Dec. 7, 1972

Fund Highway

Project Number: 28-113
Project Title: Bicycle Route Network

Project Location: City-wide

Square & Lot Numbers: None

Community Services Area No. City-wide

Capacity of Facility: N/A

Agency Priority: 20
Estimated Occupancy Date:
Month N/A Year N/A

Replacement [ ] New [X]
Expansion [ ] Modernization [ ]

Model Cities Area: [ ] Yes [ ] No
undetermined
Urban Renewal Area:
Credit % .....

Estimated Operating Budget Costs

	Current	1st Year	2d Year
Maintenance .			
Program			
Federal Grant			
Total			

N/A

Relocation Data None
Families .....
Individuals ..
Businesses ...
Other .....

Federal Grant Funds
Grantor .... DOT

Federal % .. Varies

Capital Improvements Project Estimate	Estimated Total Project Cost	Prior Appropriations	Unobligated Balance	Appropriation Request FY 1974	Program Estimate FY 1975	FY 1976	FY 1977	FY 1978	FY 1979	Estimate Beyond Program Period
Prel. Surv...	...			...						
Site.....	...			...						
Cons. Serv...	3			3						
Construction	45			45						
Equipment....	...			...						
Total	48			48						

PROJECT JUSTIFICATION: The use of bicycles in the District for commuting and recreation is becoming more popular. In order to provide for this mode of transportation and promote its safe and efficient usage, a network of special bike routes would be desirable utilizing existing streets, sidewalk and public space areas coupled with appropriate ramps and bike racks at selected locations. In general, these bike routes will connect the downtown with areas such as Capitol Hill, Georgetown, lower Connecticut Avenue, etc. Federal aid and NPS assistance will be used to the extent possible to supplement D.C. Funds.

SCOPE OF WORK OUTLINE: The network consists primarily of the installation of signs, signals, and markings and the placement of curb ramps and cuts. The network will be established on existing streets by utilizing portions of wide sidewalks or vehicle lanes. The network will connect downtown with areas east of Capitol Hill, Georgetown, lower Connecticut Avenue, and the Southwest Redevelopment Area. The project will be undertaken with Federal aid assistance and National Park Service assistance in applicable areas.

Agency Department of Highways and Traffic

FORM OBFM 7 (Rev. 4/22/72)

CAPITAL IMPROVEMENTS PROJECT SCHEDULE
FISCAL YEARS 1974-1979
(dollars in thousands)

Date of Preparation June 15, 1972
Rev. Dec. 7, 1972

Fund Highway

Project Number: 28-110
Project Title: Anacostia Freeway Widening
Project Location: Portland Street to D. C. Line

Square & Lot Numbers: None

Community Services Area No. (4)

Capacity of Facility: N/A

Agency Priority: 21
Estimated Occupancy Date:
Month _____ Year N/A

Replacement [ ] New [ ]
Expansion [X] Modernization [ ]

Model Cities Area: [ ] Yes [X] No

Urban Renewal Area: None
Credit % .....

Estimated Operating Budget Costs

	Current	1st Year	2d Year
Maintenance .			
Program			
Federal Grant			
Total		N/A	

Relocation Data None
Families .....
Individuals ..
Businesses ...
Other .....

Federal Grant Funds
Grantor .... DOT

Federal % .. 90%

Capital Improvements Project Estimate	Estimated Total Project Cost	Prior Appropriations	Unobligated Balance	Appropriation Request FY 1974	Program Estimate FY 1975	FY 1976	FY 1977	FY 1978	FY 1979	Estimate Beyond Program Period
Prel. Surv...	...			...						
Site.....	...			...						
Cons. Serv...	10			10						
Construction	190			190						
Equipment....	...			...						
Total	200			200						

PROJECT JUSTIFICATION: Interstate Route 295 in Southeast Washington was planned and constructed as a six lane facility. In keeping with the planned program, however, only four traffic lanes were paved within these limits when opened to traffic in 1964. Additional capacity is now required as indicated by existing traffic volumes and predicted growth. This project provides the additional capacity in support of economic and efficient movement of people and goods.

SCOPE OF WORK OUTLINE: Pave a third traffic lane in each direction on the Anacostia Freeway between the Southbound exist to South Capitol Street (Ramp 20) and the D. C.-Maryland line. Also, stabilize side slopes as necessary.

Agency Highways and Traffic

FORM OBFM 7 (Rev. 4/22/72)

CAPITAL IMPROVEMENTS PROJECT SCHEDULE
FISCAL YEARS 1974-1979
(dollars in thousands)

Date of Preparation June 15, 1972

Fund Highway

Revised December 7, 1972

Project Number: 28-117
Project Title: Anacostia Freeway Fencing
Project Location: 11th Street Bridges, S.E. to Chesapeake Street, S.E.
Square & Lot Numbers: None
Community Services Area No. (4)
Capacity of Facility: N/A

Agency Priority: 22
Estimated Occupancy Date: Month _____ Year N/A
Replacement [ ] New [ ]
Expansion [ ] Modernization [X]
Model Cities Area: [ ] Yes [X] No
Urban Renewal Area: None
Credit % .....

Estimated Operating Budget Costs

	Current	1st Year	2d Year
Maintenance Program			
Federal Grant			
Total	N/A		

Relocation Data None
Families .....
Individuals ..
Businesses ...
Other .....

Federal Grant Funds
Grantor .... DOT
Federal % .. 90%

Capital Improvements Project Estimate	Estimated Total Project Cost	Prior Appropriations	Unobligated Balance	Appropriation Request FY 1974	Program Estimate FY 1975	FY 1976	FY 1977	FY 1978	FY 1979	Estimate Beyond Program Period
Prel. Surv...	....			....						
Site.....	....			....						
Cons. Serv...	1			1						
Construction	12			12						
Equipment....	....			....						
Total	13			13						

PROJECT JUSTIFICATION: This project is required to preclude unauthorized access to the freeway. Pedestrians and stray animals have been observed crossing the traffic lanes, creating a safety hazard. This project promotes vehicular and pedestrian safety. Control of access is a basic design concept of the Interstate System. Its preservation is necessary to provide safety of operation as well as to protect the public investment.

SCOPE OF WORK OUTLINE: Construct a fence of chain link or similar design along the unfenced right-of-way lines of the Anacostia Freeway.

Agency Highways and Traffic

FORM OBFM 7 (Rev. 4/22/72)

CAPITAL IMPROVEMENTS PROJECT SCHEDULE
FISCAL YEARS 1974-1979
(dollars in thousands)

Date of Preparation June 15, 1972
Rev. Dec. 7, 1972

Fund Highway

Project Number: 107
Project Title: Outdoor Advertising Control
Project Location: City-wide

Square & Lot Numbers: N/A

Community Services Area No. (5, 7)

Capacity of Facility: N/A

Agency Priority: 23
Estimated Occupancy Date:
Month _____ Year N/A

Replacement [ ] New [ ]
Expansion [ ] Modernization [X]

Model Cities Area: [ ] Yes [X] No

Urban Renewal Area: None
Credit % .....

Estimated Operating Budget Costs

	Current	1st Year	2d Year
Maintenance .			
Program			
Federal Grant			
Total			

N/A

Relocation Data None
Families .....
Individuals ..
Businesses ...
Other .....

Federal Grant Funds
Grantor .... DOT

Federal % .. 75%

Capital Improvements Project Estimate	Estimated Total Project Cost	Prior Appropriations	Unobligated Balance	Appropriation Request FY 1974	Program Estimate FY 1975	FY 1976	FY 1977	FY 1978	FY 1979	Estimate Beyond Program Period
Prel. Surv...	....			....						
Site.....	....			....						
Cons. Serv...	1			1						
Construction	11			11						
Equipment....	....			....						
Total	12			12						

PROJECT JUSTIFICATION: The District of Columbia has entered into an agreement with the Federal Highway Administration for the purpose of carrying out a Congressional mandate to control outdoor advertising along the Interstate and Federal-aid primary highway systems. Monies requested in 1974 are to fulfill the term of this agreement. This project promotes the safety and recreational value of public travel and the preservation of natural beauty.

SCOPE OF WORK OUTLINE: These funds are required to reimburse sign and property owners for the removal of signs on residential property.

Agency Highways and Traffic

FORM OBFM 7 (Rev. 4/22/72)

CAPITAL IMPROVEMENTS PROJECT SCHEDULE
FISCAL YEARS 1974-1979
(dollars in thousands)

Date of Preparation June 15, 1972
Rev. Dec. 7, 1972

Fund Highway

Project Number: 28-111
Project Title: Morris Road, S.E.
Project Location: Martin Luther King, Jr. Ave. to Bryan Place
Square & Lot Numbers: 5805, 5807, 5808, 5809 (Partial takes only)
Community Services Area No. 4
Capacity of Facility: N/A

Agency Priority: 24
Estimated Occupancy Date: N/A
Month _____ Year _____
Replacement [X] New [ ]
Expansion [X] Modernization [X]
Model Cities Area: [ ] Yes [X] No
Urban Renewal Area:
Credit % .....

Estimated Operating Budget Costs

	Current	1st Year	2d Year
Maintenance .			
Program			
Federal Grant			
Total	N/A		

Relocation Data None
Families .....
Individuals ..
Businesses ...
Other .....

Federal Grant Funds
Grantor .... DOT
Federal % .. 70%

Capital Improvements Project Estimate	Estimated Total Project Cost	Prior Appropriations	Unobligated Balance	Appropriation Request FY 1974	Program Estimate FY 1975	FY 1976	FY 1977	FY 1978	FY 1979	Estimate Beyond Program Period
Prel. Surv...	....			....						
Site.....	....			....						
Cons. Serv...	5			5						
Construction	115			115						
Equipment....	....			....						
Total	120			120						

PROJECT JUSTIFICATION: Morris Road, within these limits, is presently an inadequate facility for the community it serves. The roadway width is insufficient to meet traffic requirements, particularly bus operations. The sidewalk system provides less than adequate pedestrian service. Storm drainage is improperly channeled and distributed. This project will correct these deficiencies while serving the objectives of mobility and safety.

SCOPE OF WORK OUTLINE: Widen the existing 22' roadway to 34'; construct new curbs and gutters; construct new sidewalks; cover and/or reconstruct the existing roadway as required. Accomplishing the full scope of this project is contingent upon adjacent property owners dedicating the required right-of-way.

Agency Highways and Traffic

FORM OBFM 7 (Rev. 4/22/72)

CAPITAL IMPROVEMENTS PROJECT SCHEDULE
FISCAL YEARS 1974-1979
(dollars in thousands)

Date of Preparation June 15, 1972
Rev. Dec. 7, 1972

Fund Highway

Project Number: 28-103
Project Title: Highway Beautification

Project Location: City-wide

Square & Lot Numbers: undetermined

Community Services Area No. city-wide

Capacity of Facility: N/A

Agency Priority: 25
Estimated Occupancy Date:
Month N/A Year N/A

Replacement [ ] New [X]
Expansion [ ] Modernization [ ]

Model Cities Area: [ ] Yes [ ] No
undetermined
Urban Renewal Area: undetermined
Credit % .....

Estimated Operating Budget Costs

	Current	1st Year	2d Year
Maintenance .			
Program			
Federal Grant			
Total			

N/A

Relocation Data None
Families .....
Individuals ..
Businesses ...
Other .....

Federal Grant Funds
Grantor .... DOT

Federal % .. 100%

Capital Improvements Project Estimate	Six year Estimated Total Project Cost	Prior Appropriations	Unobligated Balance	Appropriation Request FY 1974	Program Estimate FY 1975	FY 1976	FY 1977	FY 1978	FY 1979	Estimate Beyond Program Period
Prel. Surv...	...		...	...						
Site.....	...	Continuing	...	...						
Cons. Serv...		Project	...							
Construction										
Equipment....	...		...	...						
Total	0*			0	0	0	0	0	0	continuing

PROJECT JUSTIFICATION: This project is requested to continue the program of landscaping and beautifying the Federal-aid routes in the District of Columbia. The authorization for this program is contained in Public Law 39-285, 89th Congress, S2084 - October 22, 1965.

SCOPE OF WORK OUTLINE: Landscaping and roadside beautification of roadway islands, medians, tree spaces, and remnant lands along Federal-aid routes.

*Projects that are eligible for Federal aid under this authorization are funded with 100% Federal funds.

Agency Department of Highways and Traffic

FORM OBFM 7 (Rev. 4/22/72)

CAPITAL IMPROVEMENTS PROJECT SCHEDULE
FISCAL YEARS 1974-1979
(dollars in thousands)

Date of Preparation June 15, 1972

Fund General

Project Number: 28-2
Project Title: Street Lighting for Crime Prevention and Communication Extensions
Project Location: City-wide

Square & Lot Numbers: N/A

Community Services Area No. *

Capacity of Facility: N/A

Agency Priority: 1
Estimated Occupancy Date:
Month N/A Year N/A

Replacement [X] New [X]
Expansion [X] Modernization [X]

Model Cities Area: [ ] Yes [X] No

Urban Renewal Area: None
Credit % .....

Estimated Operating Budget Costs

	Current	1st Year	2d Year
Maintenance .			
Program			
Federal Grant			
Total		N/A	

Relocation Data N/A
Families .....
Individuals ..
Businesses ...
Other .....

Federal Grant Funds
Grantor .... None

Federal % .. 0

Capital Improvements Project Estimate	Estimated Total Project Cost	Prior Appropriations	Unobligated Balance	Appropriation Request FY 1974	Program Estimate FY 1975	FY 1976	FY 1977	FY 1978	FY 1979	Estimate Beyond Program Period
Prel. Surv...										
Site.....										
Cons. Serv...	175	Continuing		50	25	25	25	25	25	
Construction	3,312	Project	1,300	937	475	475	475	475	475	
Equipment....										
Total	3,487		1,300	987	500	500	500	500	500	Continuing

PROJECT JUSTIFICATION: The justifications of work to be performed under this project are contained in the succeeding pages of support information.

SCOPE OF WORK OUTLINE: Improvements and locations of work to be performed under this project are contained on the succeeding pages of support information.

*Note: This project is of a city-wide nature. Items that can be identified with a Community Service Area are so noted in the support information.

Agency Department of Highways and Traffic

Project Number: 28-2

Funds are requested for the following Electrical Improvements Program:

A.	Street Lighting for Crime Prevention . . .	$700,000
B.	Transfer and Rearrangement of Traffic Signals on Street Light Poles . . .	19,000
C.	Emergency Wire Communication Cable Extensions and Replacement	238,000
D.	Telephones and Associated Equipment	30,000
		$987,000

A. Street Lighting: Emphasis on our current high intensity lighting as a measure for Nighttime Crime Prevention has been continuously increasing. Because of the strong support given for the program by the President, the Mayor, the City Council, the news media, the Board of Trade Members, Citizens Groups as well as individual citizens, this on-going program has been one of the most successful undertakings by the Department of Highways and Traffic. Benefits derived thus far from the improved lighting are immeasurable and this firm and positive impact of the program has brought our efforts into Nationwide focus. Therefore, it is strongly recommended that the Agency continue with the program which without a question is making the District a safer and more pleasant place in which to live and work. $700,000 is recommended to be included in Fiscal Year 1974 Budget. These monies are planned as follows:

1. $400,000 for the procurement of sodium vapor luminaires and conversion units to be installed in high crime "Carney Blocks" areas. Areas planned in 1974 include (a) Southwest - Service Area 9 (b) Southeast - Service Area 3, and (c) Edgewood - Service Area 7.

2. $100,000 for the procurement of additional light poles.

3. $100,000 for spot improvements in areas outside the high crime "Carney Blocks."

4. $100,000 for improved lighting in alleys.

B. Transfer and Rearrangement of Traffic Signals on Street Light Poles: The amount of $19,000 is requested to cover the cost of transferring and rearranging traffic signals located on street light poles. The moves are made necessary by street lighting improvements and installations of new lighting.

C. Emergency Wire Communication Cable Extensions and Replacements: The amount of $238,000 is requested for the replacement of defective cables, relocation of cables in connection with freeway construction, and cable for the consolidation of the Police Communication Systems.

1. Cable Replacements - $10,000: The amount of $10,000 is needed to purchase 60,000 feet of six conductor cables #14 FPA. This cable will be used to replace defective laterals, wire loops, and for installation to new fire alarm boxes.

2. Cable to provide laterals and replace existing defective cables, 40,000 Feet (10 Pr. - Five of #14 AWG and Five of #19 AWG-FPA) - $15,000: The amount of $15,000 is needed to purchase this cable to be used to replace defective laterals and provide heavy-ups where additional circuits are needed.

3. Cable Replacements and Heavy-ups for Cable Runs - $12,000

The amount of $12,000 is needed to purchase 25,000 feet of 25 pair combination cable FPA - 20 Pr. #19 and five Pr. #14. This cable will replace defective cables and heavy-ups for 10 pair cable runs where no space pairs are available. Cable for extension and expansion of the police wire communication system is also included in this.

Agency Highways and Traffic

Project No: 28-2

4. Cable for Consolidation of No. 9 Precinct, part of No. 5 Precinct and No. 12 Precinct Communication Network - $44,000: The amount of $44,000 is needed for 11,000 feet of 200 Pr. FPA combination cable, 150 Pr. #19 AWG and 50 Pr. #14 AWG. This cable will be used in the consolidation of the existing No. 9 Precinct, part of No. 5 Precinct and No. 12 Precinct area Police Communication Network.

5. Cable for Installation between No. 12 Police Precinct and Bladensburg Road and "I" Street, N.E. - $21,000: The amount of $21,000 is needed for 6,927 feet of 200 Pr. combination FPA communication cable, 150 Pr. #19 AWG and 50 Pr. #14 AWG. This cable is to be installed between No. 12 Police Precinct and Bladensburg Road and "I" Street N.E., to provide extension of existing call box lines and emergency wire communication service to the proposed No. 5 District Police Headquarters, and will also provide feeders for the new Fort Lincoln City area.

6. Cable for Installation between 9th and "R" Streets and 6th and "L" Streets, N.W., 6,500 Ft. (200 Pr. #19 AWG-FPA Cable) $13,000: This cable to be installed between 9th and "R" Streets and 6th and "L" Streets, N.W., is necessary for intercommunications and for the consolidation of the Third Police District Headquarters.

7. Cable for Installation between 23rd and "L" Street to 1620 "V: Street, N.W. - $23,000: 11,500 feet, 200 Pr. #19 AWG-FPA cable will be installed between 23rd and "L" Street and the Third Police District Headquarters, 1620 "V" Street, N.W. The cable will provide an interconnecting trunk cable in connection with the consolidation and development of the Second Police District area.

8. Traffic Signal Interconnect Cable, City-Wide - $100,000, 100,000 feet: Twelve (12) conductor cable is needed to replace deteriorated 30 year old cable on the existing underground traffic signal interconnect system. This replacement is scheduled only when an existing run has frequent malfunctions. In addition, this cable is required to extend existing land-wire system to achieve, over a five year period, total land-wire interconnections of the 1,200 traffic signals within the city. Approximately 450,000 feet are yet required for this purpose.

D. Telephones and Associated Equipment -$30,000: The amount of $30,000 is needed to purchase telephones, connector cables, cable clips, switches, blocks, interior cables, etc., and intercommunication systems within the various police district buildings.

Agency Highways and Traffic

STREET IMPROVEMENTS AND EXTENSIONS (SEE PP. 912–919)

Mr. NATCHER. The first project under the Highway Fund is Street Improvements and Extensions." You are requesting $500,000 for construction services and $3,460,000 for construction, making a total of $3,960,000 for this continuing project in 1974.

Necessary, Mr. Airis?

Mr. AIRIS. Yes, very necessary. It touches on the conditions of the city streets you alluded to earlier. It compares to $2,960,000 that we asked for and received in the 1973 budget.

TRAFFIC SIGNAL LIGHTS INSTALLED AND PROPOSED

Mr. NATCHER. If you will, please, furnish the usual list of traffic signal lights installed during the fiscal year 1973, and those proposed for fiscal year 1974. That will be inserted in the record at this point.

[The information follows:]

PROPOSED TRAFFIC SIGNAL LIST—FISCAL YEAR 1974

1. 10th and Taylor Streets NE.
2. 40th and East Capitol Streets
3. 4th Street and Virginia Avenue SW.
4. 19th and R Streets NW.
5. Portland and Oakwood Streets SE.
6. 41st and Livingston Streets NW.
7. Bowen and Ridge Roads SE.
8. 8th Place and Rhode Island Avenue NE.
9. 7th and Taylor Streets NE.
10. Wheeler Road and Congress Street SE.
11. 14th Street and Fort Stevens Drive NW.
12. Arkansas and Iowa Avenues NW.
13. 35th and Que Streets NW.
14. Florida Avenue and P Street NE.
15. New Hampshire Avenue and Longfellow Street NW.
16. 11th and K Streets NE.
17. 20th and Franklin Streets NE.
18. 3rd Street and Virginia Avenue SW.
19. Delaware Avenue and M Street SW.
20. New Hampshire Avenue and S Street NW.
21. 14th and Nicholson Street NW.
22. 15th and D Streets NE.

TRAFFIC SIGNALS INSTALLED IN FISCAL YEAR 1973

In service:

1. 46th and Van Ness Streets NW.
2. Connecticut Avenue and Huntington Place NW.
3. Rock Creek Parkway and Virginia Avenue NW.
4. 24th Street and Benning Road NE.
5. Riggs Road and Chillum Place NE.
6. Michigan Avenue and Allison Street NE.
7. Eastern Avenue and Sargent Road NE.
8. Gallatin Street and Sargent Road NE.
9. MacArthur Boulevard and Que Street NW.
10. 13th Street and Alaska Avenue NW.
11. Central and Southern Avenues SE.
12. G Place and North Capitol Street
13. 14th and Fairmont Streets NW.
14. Ridge Road and Texas Avenue SE.

Work authorized:

1. Stanton and Pomeroy Roads SE.
2. 4th and W Streets NW.
3. 13th and G Streets and Pennsylvania Avenue SE.
4. 17th and DeSales Streets NW.
5. 4th and Xenia Streets and Valley Avenue SE.
6. 16th Street and Fort Stevens Drive NW.
7. 21st and H Streets NW.
8. 19th and F Streets NW.
9. 2nd and H Streets NW.
10. Florida Avenue and Champlain Street NW.
11. Nebraska and Utah Avenues NW.
12. Reno Road and Fessenden Street NW.
13. 23rd Street and Minnesota Avenue SE.
14. 8th Street and Missouri Avenue NW.
15. Georgia Avenue and W Street NW.

TRAFFIC CONTROL SYSTEM FOR THE CITY

Mr. NATCHER. I note your request to replace the traffic control system and the traffic light system programer. Explain this, Mr. Airis, and tell us what system we have here in our Nation's Capital.

Mr. AIRIS. That is shown on page 11. This particular controller is about 14 years old and it is the one we talked about with Congressman Myers here a few minutes ago, that programs the impulses that are sent out to the 1,200 traffic signals here in the District of Columbia. Being 14 years old, it is out of date and is unreliable. It is constantly being worked on and it appears to us that it should be replaced at this time, sir.

COVERING OF EXISTING STREET CAR TRACKS

Mr. NATCHER. We also note a request for $40,000 to cover existing street car tracks. How does this relate to the street car track removal program? I notice the justifications state, "Application of an asphalt surface within the tracks area will be totally chargeable to the D.C. Transit Co.," which is no longer in existence technically, or is it still a matter of charge to the Chalk institution?

Mr. AIRIS. Actually, when this was written, D.C. Transit Co. was in being. It of course, has since been taken over by WMATA and one of the settlements was a certain amount of money turned over to the District for track removal. This particular budget item will come from the money that was turned over to the District. Outside of the track area, of course, there will be other work funded from the regular sources, but the work within the track area will be taken care of by this money turned over to the District for this purpose.

Mr. BOYNTON. We have been working very closely with Mr. Copppie on that and the street car work in this budget that normally would be charged to the Transit Co. will come out of the funds that the Transit Co. put up with the District.

Mr. AIRIS. For this particular purpose.

FUNDS PAID TO CITY FOR TRACK REMOVAL

Mr. NATCHER. Now, Mr. Coppie, as I recall, some $3 million is involved. This is under one of the decisions from one of the courts?

Mr. COPPIE. Mr. Chairman, I believe the agreement was worked out by the City Council and the D.C. Transit Commission.

The settlement in the amount of $3 million is to be paid for over a period of 3 or more years.

The first payment in the amount of $1.3 million, approximately, has been made to the city. That money is needed in order to meet the cash requirements for the highway program in both the 1973 fiscal year and the 1974 fiscal year.

Utilization of the balance between the $1.3 million and the $3 million will be determined by the District government at a future time and, of course, will be subject to the final approval of the Congress.

Mr. NATCHER. Thank you, Mr. Coppie.

UTILIZATION OF 1974 REQUEST

Mr. Airis, could the $3,960,000 we have just discussed be utilized during the fiscal year 1974 if approved?

Mr. AIRIS. That is the full amount?

Mr. NATCHER. Yes. Under street improvements and extensions, these are the different items we have been discussing.

Mr. AIRIS. On other than track cover now?

Mr. NATCHER. That is right. Could the amount be utilized during the fiscal year 1974?

Mr. AIRIS. I misunderstood. The $3,960,000, shown on page 1, for street improvements and extension, definitely. No problem.

Mr. NATCHER. Mr. Myers?

ASSESSMENT SYSTEM FOR SIDEWALKS AND ALLEYS

Mr. MYERS. Thank you Mr. Chairman.

Mr. Airis, you have $438,000 for sidewalks and alleys. You say this is an assessment against the property owner for the most part. Would you explain how that is handled?

Mr. AIRIS. We have an assessment system for sidewalks and alleys when they are first installed. It is a rather thorough system to determine whether or not the property owners are in favor of sidewalks and alleys. We do hold a hearing on it. This particular money is for the District portion of the work.

There is an assessment paid for by the adjoining property owner. The percentage is usually about 50 percent.

Mr. MYERS. You say if the property owner is in agreement? If he is not in agreement, he doesn't have to pay it?

Mr. AIRIS. The chances are if a group of property owners are not in agreement, we probably would not go through with the project unless, of course, there is an overriding public interest in it.

For instance, where children have to walk back and forth to school, it becomes an overriding public interest that a walk be built and it would be done probably regardless of what the adjoining property owner thought and he would be assessed.

Mr. MYERS. He pays that through the form of his regular taxes?

Mr. AIRIS. It is one of the tax forms. I couldn't give you the detail on just how it is paid, but it is a part of an assessment against the property.

FUNDING FOR SIDEWALK REPLACEMENT

Mr. MYERS. You also have $150,000 for sidewalk replacement. What is the difference between the two and why do you have two different items?

Mr. AIRIS. One is a sidewalk replacement. After a number of years, tree roots push up the sidewalk, it becomes damaged by vehicles, and there is a natural distintegration and those are replaced under this second item that you just mentioned.

Mr. MYERS. The property owner is not assessed for the replacement?

Mr. AIRIS. He is not assessed at all.

Mr. MYERS. You have really good arrangements in the city. Most cities I know of consider replacement the same as the original construction and it is assessed against the property owner.

Mr. AIRIS. That is argumentive. It is a District line tree that usually puts the sidewalk out of line.

Mr. MYERS. Try to cut it down and you will see who the tree belongs to.

Mr. AIRIS. We remove a sizable number.

Mr. MYERS. Do you have a lot of objections about that being "my tree"?

Mr. AIRIS. That is correct. We also get a lot of calls, "You come out here and take this tree down."

I don't think it is possible to have a policy that will satisfy everybody on this tree matter. It is impossible to do.

There are a variety of things attributable to the District, the trees and other things that go into the replacement of these sidewalks.

PARK MAINTENANCE AND TREE REPLACEMENT PROGRAM

Mr. MYERS. You have an item of $250,000 here in capital improvements for tree replacement. You also have an item of $250,000 in operating expenses for tree planting under "Maintenance of trees and landscaping." Does that mean you will have a half million dollars available for planting trees next year, or that you are asking for that much?

That is page KA–CAP–12 where you have $250,000 for tree replacement, and going back to page KA–51, you have another $250,000.

Mr. BOYNTON. Mr. Myers, the $250,000 you are talking about under "Operating expenses" is the $250,000 we were talking about for park maintenance.

Mr. MYERS. "Maintenance of trees and landscaping," under schedule 5.

Mr. BOYNTON. That is the money we were talking about for maintenance of the parks that were transferred over to us from the Park Service. That is a different purpose than the $250,000 for the tree replacement. This is for the maintenance of the park.

Mr. MYERS. It says "Contracts will be awarded to plant approximately 2,000 streetline trees" within that item of operating expenses on page KA–50 revised.

Mr. BOYNTON. Page KA–50, the planting of 2,000 trees referred to in this statement is not really a part of that $250,000. It is part of another item that is in the base budget. It is not a part of the $250,000.

Mr. MYERS. Why did you put it there?

Mr. BOYNTON. It is just——

Mr. MYERS. It is a little misleading.

Mr. BOYNTON. It may be. It is just a general statement about what we intend to do, what the program is in this particular activity. What will be done with the entire appropriation for that particular activity.

Mr. AIRIS. That deals with two items. One is the streetline trees, where with planting by contract and the hired labor we are going to wind up with 5,000, or 5,500 streetlined trees. The second part concerns the 261 parcels.

TREES TO BE PLANTED NEXT YEAR

Mr. MYERS. How many trees are you going to plant next year?

Mr. AIRIS. I think we will forecast about 5,000 to 5,500, the same as for this particular year, in order to keep up with the attrition, which will run maybe 3,500 to 4,000. You have to keep gaining on that.

DIFFERENT FINANCING METHODS FOR TREE PLANTING

Mr. MYERS. Why do you capitalize part of them and part of them you put under operating?

Mr. AIRIS. Under "Operating," we have tree-planting crews that are hired labor and we will get about 2,500 to 3,000 out of this. The capital outlay part will constitute the other 2,000.

Mr. MYERS. In your justifications you don't say that. According to your justifications, "1974 will be the second year of a concentrated effort to fill the vacant tree spaces along the curbs throughout the city. Contracts will be awarded to plant approximately 2,000 street line trees." That is all under operating expenses on page KA–50.

Mr. BOYNTON. One of the reasons that is in there, Mr. Myers, this is really a justification of what activities this particular unit is going to perform. They will be in charge of even capital outlay work. I will agree it is a little confusing why we have some trees planted out of "Operating" and some out of the "Capital outlay."

Mr. MYERS. I am not opposed to planting trees but I am interested in how many trees you are going to plant and where the money is going to come from if it is not in here twice.

Mr. AIRIS. Where is this shown in the capital outlay? I want to see that. That is on page 12, I am told.

Mr. MYERS. Explain that to me afterward, why you have it in two places and why there is an ambiguity.

Mr. AIRIS. I admit it is peculiar. We are going to plant 5,000, half of them with hired labor and half of them with capital outlay.

DANGERS CAUSED BY ROADSIDE TREES

Mr. MYERS. I am interested in where you plant them along curbs because I read this morning in the Washington Post that Congress should do something about making the streets and highways of the country safer. The article was about the Indianapolis 500 racetrack where there was an unfortunate death. Automobiles frequently hit the wall at 190 miles an hour and usually the driver walks away. Going 30 miles an hour, a car hits a tree and someone in the car is killed. We

should be concerned with where we plant these trees and avoid planting in places where a car might hit them.

Mr. AIRIS. You have a problem in the city on freeway-type facilities. We don't plant trees on freeways where they will grow large and where a car could go off and hit them. Speeds on the freeway are higher than they are on the city streets. On the city streets you have got this problem. If the street-line trees are not there, the pedestrian then walking on the sidewalk becomes kind of a sitting duck. We have wrestled with this problem for a number of years and continue to plant trees on the front of the sidewalk.

USE OF GUARDRAILS ALONG RESIDENTIAL STREETS

Mr. MYERS. If that were the purpose, a guardrail would be much safer for the pedestrian and the driver. A guardrail along the street would be much safer and would turn the car back into the street. A tree wraps the car around it and might get both the pedestrian and the driver.

Mr. AIRIS. We will continue to look at the problem. You have a problem with the guardrail because the trucks have to stop there and the guardrail won't let them open their doors. That is one of the reasons you find very little on the residential street or even a business street. They have to unload right along at the street curb. It is not a problem that is solved. It is one that is evolving. I don't know what the evolution will bring us. It is a problem that we struggle with.

Mr. MYERS. That is all I have at this point.

Thank you.

Mr. NATCHER. The committee stands adjourned until 2 o'clock this afternoon.

AFTERNOON SESSION

HIGHWAY PLANNING, PROGRAMING AND RESEARCH (SEE PP. 920–921)

Mr. NATCHER. The committee will come to order.

We take up now highway planning, programing and research, where you are requesting $400,000 for preliminary survey. I believe this is a continuing project?

Mr. AIRIS. Yes, sir.

Mr. NATCHER. Will the funds be utilized during fiscal year 1974, if approved?

Mr. AIRIS. Yes, they will.

Mr. NATCHER. Mr. Myers?

Mr. MYERS. No questions.

COVER ON FEDERAL AID STREETS (SEE PP. 922–923)

Mr. NATCHER. We take up next Cover on Federal Aid Streets. You are requesting $32,000 for construction services and $603,000 for construction, a total of $635,000. We know what this is used for and we would like to know if you could utilize it during fiscal year 1974.

Mr. AIRIS. Yes, sir. It is a continuing effort to upgrade the streets we were talking about this morning, which makes use of Federal funds.

Mr. NATCHER. Mr. Myers?

EXPLANATION OF PROJECT

Mr. MYERS. This is a continuing program. Are these streets that you plan to seal already sealed? Is this a reapplication or a new process?

Mr. AIRIS. It is not a sealing process as such. It is an upgrading of the street that is worn out. The only streets we are able to get a Federal participation on this type of treatment is where the entire street is resurfaced. It is not a maintenance-type project but resurfacing.

Mr. MYERS. Completely tearing up the street and starting over?

Mr. AIRIS. It is a cover job, but we frequently rehabilitate a street with a cover job. This is one that is qualified for Federal participation.

Mr. MYERS. Is this where you would take the burner down the street?

Mr. AIRIS. That is the next project, heater on Federal aid streets. That is a case where actually the cover can be about 3 or 4 inches. We take out all the inconsistencies in the levelness of the pavement, repair the base, reset the curbs as they are needed, and put the cover on. It is a reconstruction project, not maintenance.

Mr. MYERS. That is all.

HEATER ON FEDERAL AID STREETS (SEE PP. 924–925)

Mr. NATCHER. Mr. Airis, on your request for heater on Federal aid streets, you are requesting $17,000 for construction services and $318,000 for construction, a total of $335,000. Here we have a continuing program. I would like to know if the funds could be utilized during fiscal year 1974.

Mr. AIRIS. Yes, sir; they will be. Again, it is connected to this same type of reconstruction of the city streets that is on Federal aid.

Mr. NATCHER. Mr. Myers?

Mr. MYERS. No questions.

H STREET NE., GRADE SEPARATION (SEE P. 926)

Mr. NATCHER. Under the request for H Street Northeast, grade separation, you are requesting $20,000 additional for construction.

STATUS OF PROJECT

What is the status of this project?

Mr. AIRIS. On the H Street project we are in design stage and we are also purchasing right-of-way. The companion project to which it fits is the Visitor Center authorized by the Congress, and they broke ground in April. One other project we have in this budget is essential in order that the Visitor Center function properly and be connected with adequate street transportation.

Mr. NATCHER. Funds could be utilized during fiscal year 1974?

Mr. AIRIS. Yes, sir.

Mr. NATCHER. Mr. Myers?

SHARING OF SPACE WITH RAILROAD AND METRO

Mr. MYERS. I notice in your justifications that you say, "the facility will share space with existing railroad facilities and proposed line of the Metro System." How much space is each going to share and use?

95-872 O - 73 - pt. 2 -- 61

Mr. AIRIS. This facility overpasses both the Metro and the marshaling yard of the Washington Terminal Railroad. To that extent that statement is true, but where we share space, it is not at the same level. The Washington Terminal will be underneath, and likewise the subway will be underneath this. They will be connected.

Mr. MYERS. Will they share in any expenses of the project?

Mr. AIRIS. No.

Mr. MYERS. Will the railroad?

Mr. AIRIS. No, it is 100 percent Federal funding for the job proper, except for certain right-of-way we have to obtain at the approaches. The Metro is doing their own work, too. We don't share in their work and they are not sharing in this work.

POSSIBILITY OF SHARING COSTS WITH RAILROADS

Mr. MYERS. Why is it they don't share in the expense? Most of the cities that I am familiar with share the major part of the expenses for the grade passes and even the bridges over the railroads.

Mr. AIRIS. There is a long background to this. You are familiar with the H Street project?

Mr. MYERS. Yes.

Mr. AIRIS. H Street as it is now. You have ridden through there?

Mr. MYERS. Yes.

Mr. AIRIS. It is a project where now it is an underpass going underneath the tracks. For years the Department has been trying to do something about it. The structure itself is owned by the Washington Terminal Railroad, and we have never been able through our legal counsel, or any other way, to get that rehabilitated. As a last resort when the Visitors Center came through, we decided to go overhead and pay for it with 100 percent Federal funds available for use on grade separations. In some places, in some locations I know they have been able to get railroad participation. Here it is a case of trying to get blood out of a turnip.

Mr. MYERS. H Street passes over all kinds of traffic, not just Metro traffic.

Mr. AIRIS. All kinds of traffic. It will be a facility that will give access to the parking garage, to the bus terminal, and such that is being constructed as a part of the Visitor Center, an integral part of it. The Visitor Center won't function properly without it.

Mr. MYERS. Thank you.

SOUTH LEG OF INNER LOOP (SEE P. 927)

Mr. NATCHER. For the south leg of the inner loop you are requesting $156,000 additional for construction.

STATUS OF PROJECT

What is the status of this project? You have explained it to us generally in your statement and then it was pointed out on the charts.

Mr. AIRIS. Sir, as we mentioned, we did go over it this morning. The south leg is, in very brief words, a link in the inner loop that will connect the already-built southwest freeway with the already built Potomac Freeway. It has had a long history. Every piece of responsible planning in the District of Columbia and in the metropolitan

area has included this as a link. It was approved last by the Mayor and the City Council and by the Secretary of Transportation in December 1971, when the reports in response to the 1970 Highway Act were sent to the Congress. We were, in accordance with the Federal Highway Acts, required to hold combined hearings and such a hearing was held in September.

We have looked carefully at all of the alternatives and have come up with what is referred to as an alternative modified plan that puts the entire facility in tunnel, except for two short, 500-foot depressed sections—I don't have any of the drawings or any of the models with me here. It is a facility designed to accommodate the desires of the Park Service. It will return over 4 acres to the park that is now being utilized by surface road and better connect up the two elements of the park that are separated by the present Independence Avenue. We think it is essential. It is in the hands right now the City Council for review and concurrence. The Mayor has already given us concurrence. At that time the draft of our final environmental statement and design booklet will be forwarded to the Department of Transportation.

RECONSTRUCTION OF 14TH STREET STRUCTURE AND MAINTENANCE

Mr. NATCHER. Mr. Airis, in your justifications you point out, and I quote, "The funds in the 1974 request are for the reconstruction of the deteriorated 14th Street structure and also Maine Avenue."

Mr. AIRIS. That is correct. At the far easterly end of this facility we do have those wornout structures. The main facility through park land will be accomplished using 100 percent Federal funding. The Maine Avenue facilities will not, and then it will be necessary to go into 90–10 funding. That is what this item of money is for, to handle that particular part of the facility.

Mr. NATCHER. The funds could be utilized during fiscal year 1974?

Mr. AIRIS. Yes, sir.

Mr. NATCHER. Mr. Myers?

LOCATION OF PROJECT

Mr. MYERS. This is part of the project involving the three tunnels that you testified about this morning in your prepared statement; is that correct?

Mr. AIRIS. Yes, sir.

This particular drawing happens to be all of the facilities that are in this particular budget. The one shows in orange [pointing] in the great Mall area starts with the Southwest Freeway at this end [indicating]. It goes through the existing 14th Street Bridges right at this point, and then goes on over and connects up the already-built Potomac Freeway. The structures that you a rementioning are part of the 14th Street complex that go from the 14th Street bridges up to 14th Street.

As you will note, you travel them, and you find they are very rough. We have not constructed them because we know this project is coming along.

TUNNELS UNDER TIDAL BASIN

Mr. MYERS. This morning in your testimony you said you were proposing three tunnels under part of the Tidal Basin?

Mr. AIRIS. That is correct; the three tunnels, the first 1,300-foot tunnel starting at the Lincoln Memorial from that point to the next point is the 1,300-foot tunnel. Then there is an open 500-foot depressed section which will be kept open until the standards of the 1970 Clean Air Act are in effect.

Mr. MYERS. That goes under Independence?

Mr. AIRIS. Under an alinement of Independence.

Mr. MYERS. Which side of Independence Avenue will it be on?

Mr. AIRIS. Just south of Independence.

Mr. MYERS. Out where they play hockey?

Mr. AIRIS. Yes, sir, in that general area.

POSSIBLE COVERING OF DEPRESSED SECTION

I want to add that the 500-foot open depressed section will be capable of being covered later on when we get the full effects of the 1970 Clean Air Act. We don't cover it now because of the immense cost and complexity of providing ventilation. The next tunnel is a 1,300-foot tunnel. Then another open 500-foot spot for the same purpose the other one was in. And last, another 1,300-foot tunnel that gets you over to where you have to splay out and make the connection with Independence Avenue and then come down in a semidepressed section to these particular structures covered in this budget item. It is all part of one project. This has to be funded under different funding.

Mr. MYERS. This request is only for the bridges here?

Mr. AIRIS. That is right; that is all one project.

Mr. MYERS. You already have received appropriations of $160,000, and you have $94,000 unobligated. This $156,000 would complete the project?

Mr. AIRIS. Yes, sir; we have done some work in the general area there. No construction and no actual detailed design.

Mr. MYERS. $156,000 will finish the project?

Mr. AIRIS. Yes, sir. We will get 90–10 funding on that.

Mr. MYERS. That is all.

EAST LEG OF INNER LOOP (SEE P. 928)

Mr. NATCHER. We take up next the east leg of the inner loop, where you are requesting $421,000 additional for construction services. What is the status of this project?

STATUS OF PROJECT

Mr. AIRIS. The east leg of the inner loop is shown on that drawing before you.

The east leg of the inner loop starts just east of interchange C. On May 2 we opened the section to carry traffic on out Pennsylvania Avenue. The reverse direction we will open up this summer. North of that point we did have a 1,000-foot, or 1,500-foot section that was advertised and ready to award. The court ordered us in a part of the Three Sisters Bridge litigation not to award the contracts. It was not awarded. The remainder of the project goes from the Pennsylvania Avenue connection northward and to service the stadium at East Capitol Street. At that point we will run a lane out East Capitol Street. The east leg will continue northward to Benning Road and

to the beginning of the Arboretum, but not into the Arboretum. We skirt along the edge and come out to Bladensburg Road, and the remainder of the project goes northward to New York Avenue to link up with whatever is built in the way of I–95 or truckway connection.

That is the entire project, and this will permit us to go ahead and get our preliminary engineering work done and hold our hearings. It also takes care of design, too. We will hold hearings on this late this year. If there are further questions, I will be glad to get in the details.

Mr. NATCHER. Mr. Myers.

Mr. MYERS. No questions.

SOUTH CAPITOL STREET (SEE P. 929)

Mr. NATCHER. Let's take up the South Capitol Street project, where you are requesting $20,000 additional for construction. What is the status of this project?

STATUS OF PROJECT

Mr. AIRIS. This is a corridor project. We have built some bus stations down there, done some channelization, a variety of the other things that go with increasing the capacity in this, our most congested corridor in the District. The additional money that we are asking for this year will go for a variety of small things, such as selective widening, adjustment of turning radii, turn slots, Suitland Parkway intersection, new signing and some roadway reconstruction.

Mr. NATCHER. Funds could be utilized during fiscal year 1974?

Mr. AIRIS. They will.

Mr. NATCHER. Mr. Myers?

Mr. MYERS. No questions.

MASSACHUSETTS AVENUE (SEE P. 930)

Mr. NATCHER. Under the Massachusetts Avenue project, from 4th Street NE., to First Street NW., you are requesting $23,000 for construction services and $442,000 for construction, a total of $465,000.

NEW PROJECT

I believe this is a new project; is that right?

Mr. AIRIS. Yes, it is. We had it in our 1972 budget but it was cut, as I remember. You asked some penetrating questions on it, its synchronization with the Visitor Center. Although we expected the Visitor Center to be going ahead, it was eliminated from the budget last year. Since then there has been progress on the Visitor Center and we put both this project, which is in front of Union Station, and the H Street project back in the budget with the full realization that they will have to be completed if the Visitor Center is to work properly.

REMOVAL OF STREETCAR TRACKS

Mr. NATCHER. Here we have removal of car tracks?

Mr. AIRIS. Yes, indeed. Removal and/or covering of car tracks, channelization, resurfacing Massachusetts Avenue, realine curbs along Massachusetts Avenue to provide a constant, wide roadway, and refurbishing of the front of the station.

Mr. NATCHER. Will we have any actual removal of car tracks or will they be covered over?

Mr. AIRIS. I don't believe that is fully decided as of the moment. Removal, I am told.

Mr. NATCHER. Funds could be utilized during the fiscal year 1974?

Mr. AIRIS. They will be, sir.

Mr. NATCHER. Mr. Myers?

Mr. MYERS. No questions.

METRO BETTERMENTS (SEE PP. 931–932)

Mr. NATCHER. Under Metro Betterments you are requesting $10,000 additional for construction services, and $235,000 additional for construction, a total of $245,000. What is the status of this project?

STATUS OF PROJECT

Mr. AIRIS. This money is to fund some road betterments, namely Riggs Road, Dean Avenue and Piney Branch Road at or in close proximity to Metro stations, in order that they will function properly. The arrangement is of long standing, wherein the local jurisdictions will pick up the costs of any roadway enlargement or refurbishing needed as a result of the Metro. It is not included as a Metro project and we think it is proper to go ahead and fund it at this time. Therefore we have asked for it in this particular budget.

Mr. NATCHER. Funds could be utilized in the fiscal year 1974?

Mr. AIRIS. Yes, we think so. There are, as in some of these projects in neighborhood areas, problems to be worked out with the local citizen associations, but we think that the funds will be utilized this year.

Mr. NATCHER. Mr. Myers?

TRANSIT AUTHORITY PAYS FOR RESTORING STREETS

Mr. MYERS. You say all adjustments and replacements in kind are financed by the Washington Metropolitan Area Transit Authority. Does that mean they will pay for repairing the streets they have torn up in the last 2 or 3 years?

Mr. AIRIS. Yes, sir. Any betterment, widening, or anything like that has to be picked up by the jurisdiction. The replacement in kind is done totally by WMATA.

Mr. MYERS. In case they do put them back, it will be at their expense?

Mr. AIRIS. They will be put back, every one of them will be put back. E Street has already been repaired and, as you know from your own inspection, G Street is being restored right now.

HIGHWAY DEPARTMENT REIMBURSED BY TRANSIT AUTHORITY

It is true the Highway Department is doing the work, but we are doing it at the request of WMATA at their whole cost.

Is there anything further?

Mr. Wallace is my main liaison with WMATA and he might have something to add.

Mr. WALLACE. We furnish the engineer, prepare the working drawings, but the Metro contractor does the physical construction work.

Mr. AIRIS. We are being reimbursed.

Mr. WALLACE. One hundred percent for the work we do in connection with this program.

RESPONSIBILITY IF STREET REPAIRS UNSATISFACTORY

Mr. MYERS. What will happen 2 years from now when those streets sink 4 inches?

Mr. AIRIS. I hope that does not happen. We are trying to take steps to see it does not happen.

Mr. MYERS. Who will pay for it if it does?

Mr. AIRIS. A good question.

STEPS TO PREVENT SETTLEMENT OF STREETS

Mr. WALLACE. No. 1, we are making certain that they get the required compaction with their backfill and they are doing a good job of that. Their specifications are a little more strict than the Highway Department's in that regard. They require compaction to 100-percent maximum density, and we normally require 95 percent. We don't think that there will be any chance of settlement.

Mr. AIRIS. They are using a full granular fill so you don't get a settlement that you normally expect in clay-type soils. In other words, they took clay soid out but they are putting in back granular fill 100 percent.

Mr. MYERS. I guess the answer to my question is that you will have to pay for it.

Mr. AIRIS. There is not going to be any "it." We are not going to have any settlement due to that particular thing. There are other reasons why settlement is occurring around some of our streets right now. In the FBI Building we have settlement of 3 feet.

Mr. MYERS. It is a pretty good jolt when you hit that at 30 miles an hour.

Mr. AIRIS. There are reasons for that. We won't get into Metro. We have taken care of that in Metro. I don't have control over some of the other construction.

Mr. MYERS. The reason I ask the question, without being facetious, is that I don't think there is a bridge in the Interstate System in our area where we don't have to come along 5 years later and pump wet cement into the approaches to raise them to the level of the bridge. I am sure that all the required compaction was complied with, but for some reason the approaches all settled and dropped 4 or 5 inches below the bridge. You have to go through and raise the approaches and rebuild the surface. I hope that you are right.

Mr. AIRIS. You have not noticed that problem except in two places on ours, have you?

Mr. MYERS. You are still building, too. I didn't notice the settlement in the highways out there the first year or two. It takes a year or two for the approaches to settle.

PROBLEMS OF SETTLING OF STREETS

Mr. AIRIS. We are well aware of that particular problem. Part of it is due to the very heavy weight of your approach fill on the underlying material where it actually settles the underlying material, whereas the structure itself has no give to it at all. There are various ways of taking care of that, and I think in the early highways you probably find it a great deal more prevalent than in the ones designed at the present time or even the last 5 or 6 years. That is a very common thing in highways now. We are well aware of this particular problem. I think that on the Metro refill and placement of the street it will not be noticeable. There is always a little bit, but you can stand an inch or two on curbs and not have this same problem apparent that you found at the end of bridges. That is my best feeling on that.

Mr. MYERS. Thank you.

MINNESOTA AVENUE NE. (SEE P. 933)

Mr. NATCHER. Mr. Airis, take up next your project for Minnesota Avenue NE., from Sheriff Road to Eastern Avenue. You are requesting how much for this project?

Mr. AIRIS. We are requesting a total of $85,000; $67,000 for site and $18,000 for construction services.

Mr. NATCHER. Making a total of $85,000?

Mr. AIRIS. Yes, sir.

STATUS OF PROJECT

Mr. NATCHER. What is the status of this project?

Mr. AIRIS. That is shown on that chart. Actually the whole avenue is not being constructed. It is only about a 3-block section where the avenue does not exist. It is being done at the request of our planning people that are engaged in making the Metro station accessible to all residents out in the far northeast. We have concurred in putting Minnesota Avenue there for quite some time, but the need was never upon us until we got the Metro station underway.

LAND TO BE PURCHASED

Mr. MYERS. Did you have to buy land?

Mr. AIRIS. We will have to buy some land there.

Mr. MYERS. What is on the site now?

Mr. AIRIS. It is not developed. Three lots in square 5157, and one lot in square 5125 must be acquired to complete the project. Nine dwelling units are affected, which are located at 4406 Lee Street NE., 4408 Lee Street NE., 1136 45th Street NE., and 1015 44th Street NE.

Mr. MYERS. What type of dwellings, low cost?

Mr. AIRIS. Fairly low cost.

Mr. MYERS. Will condemnation suits be required?

Mr. AIRIS. Probably will be. Here again, any time property is purchased, in the planning process it is a complication.

PROJECT PROVIDES ACCESS TO METRO STATION

Mr. MYERS. You say that construction of this project has been planned for a long time but you didn't decide to proceed until Metro needed it?

Mr. AIRIS. That is right.

Mr. MYERS. Primarily to enhance Metro?

Mr. AIRIS. It is to provide access to the Metro station a little north of this station.

Mr. MYERS. That is the primary purpose?

Mr. AIRIS. That is the immediate purpose.

Mr. MYERS. If Metro weren't there, you would not need this?

Mr. AIRIS. Probably we would have to do it anyway. You can see Minnesota Avenue goes all the way up there and parallels the railroad track and it is a local street that is fairly heavily used.

Mr. MYERS. For years it has not been needed until now?

Mr. AIRIS. That is correct.

BRIDGE RAILING IMPROVEMENT PROGRAM (SEE PP. 934–935)

Mr. NATCHER. Under the bridge railing improvement program you are requesting $1,000 additional for construction services and $24,000 additional for construction, a total of $25,000. I believe this is a continuing project; is that correct?

Mr. AIRIS. Yes, it is. It is a safety project.

Mr. NATCHER. Funds could be utilized during fiscal year 1974?

Mr. AIRIS. Definitely will.

Mr. NATCHER. Mr. Myers?

Mr. MYERS. No questions.

BRIDGE REPLACEMENT AND/OR REPAIR (SEE P. 936)

Mr. NATCHER. Under bridge replacement and/or repair, you are requesting $2,000 for construction services, and $35,000 for construction.

NEW PROJECT

This is a new project?

Mr. AIRIS. Yes, it is. It is described on page 30 and it is for Wheeler Road SE., over Oxon Run. It is redecking and refurbishing of a bridge.

Mr. NATCHER. Funds could be utilized during fiscal year 1974?

Mr. AIRIS. Definitely will be.

Mr. NATCHER. Mr. Myers?

Mr. MYERS. No questions.

BUS STOP IMPROVEMENTS (SEE P. 937)

Mr. NATCHER. For bus stop improvements, you are requesting $2,000 for construction services and $33,000 for construction, a total of $35,000.

NEW PROJECT

I believe this is a new project?

Mr. AIRIS. Yes, it is. It was included last year.

Mr. NATCHER. You requested $385,000 last year?

Mr. AIRIS. Yes, I think so. I can not recall the exact amount but it was not approved.

RESPONSIBILITY OF METRO

Mr. NATCHER. Mr. Airis, we want to ask you the same question: Why isn't that the responsibility of Metro?

Mr. AIRIS. At the time we put this in this year, I personally scrutinized and ruled on whether or not we should include it. The Metro people did not have a program underway. They since did put one underway and the two to a certain extent are overlapping. However, I don't know when their program will come along. Our latest advice couldn't tell me.

With that in mind, and with the impetus on trying to get the public transit system here in the District better than it is and furnish a better alternative to the people, we thought we probably should go ahead and include it in our budget. I defended it before the Council and I am still in favor of going ahead with it.

In the succeeding years, as you will notice, there is proposed funding in 1975, 1976, 1977, 1978. If the Metro gets it underway, we may not go forward with this project in future years. I don't know just how this will be funded, what we will be expected to do as a part of it. That is about the best I can give you on it. I am in favor of going ahead with something on the bus stops.

NUMBER OF BUS STOP SHELTERS PLANNED

Mr. NATCHER. How many shelters do you have in mind for 1974?

Mr. AIRIS. We have a number here.

Mr. DEGAST. About 40 in this program.

Mr. AIRIS. There must be more than 40.

Mr. NATCHER. How much does each one cost?

Mr. DEGAST. About $2,500.

Mr. NATCHER. You are asking for $35,000?

Mr. DEGAST. Yes, sir.

Mr. NATCHER. The overall program would involve about 40 shelters?

Mr. AIRIS. That is what I am told. I cannot verify that of my own knowledge. It is a modest amount to start with.

Mr. DEGAST. The $35,000 would be matched with the two-thirds grant from the Urban Mass Transportation Administration.

Mr. NATCHER. Funds could be utilized in fiscal year 1974?

Mr. AIRIS. Yes, sir.

DESCRIPTION OF PROPOSED BUS STOP SHELTERS

Mr. MYERS. What type of shelters?

Mr. AIRIS. We have 14 shelters in the South Capitol Street corridor. I don't have an artist's rendering or photograph.

Mr. MYERS. Describe it for us briefly.

Mr. AIRIS. It has a roof and plastic sides, transparent sides. It has a couple of anodized aluminum panels in it, rather bright colored panels, rather attractive models, somewhat on the experience that London had in their bus shelters.

Mr. MYERS. They are a long, narrowlike chute?

Mr. AIRIS. Yes, sir. Long, narrow, like a chute. It is oblong and——

Mr. MYERS. Wide enough for one person to stand in?

Mr. AIRIS. Maybe, possible two.

Mr. MYERS. As they say in London, in a queue?

Mr. AIRIS. Hopefully not, but maybe so, depending on the size of the crowd at any one particular time. The sides are raised so that debris will not collect in the station.

Mr. MYERS. You get the benefit of protection from cars driving along squishing water out of the curb?

Mr. AIRIS. I hope they are located so that won't happen.

SIZE OF BUS STOP SHELTERS

Mr. MYERS. How many people would be accommodated in each shelter?

Mr. AIRIS. Again I think it is something like 8 to 10. Six to eight people I am told. Larger transfer points, and I think that is where they are most important, where you have an interchange between one bus line and another, there are several fitted together to make a larger shelter. There are locations where they are quite badly needed. I know that on the six we have, our experience shows there is going to be a problem of writing on the walls and vandalism and that type of thing.

COORDINATION WITH METRO

Mr. MYERS. Has Metro requested these or are these on your own initiative?

Mr. AIRIS. The 14 in the South Capitol Street corridor are our own initiative as a part of that corridor project. These in this particular budget item and the program that has been developed by WMATA have been evolved separately. That is why they are not together. They concur that they are needed because they have gone ahead with their own program. Now the two programs will be amalgamated.

LOCATION OF BUS STOP SHELTERS

Mr. MYERS. Who will decide where they are going to be located?

Mr. AIRIS. That is a function of the two agencies. WMATA people from the bus standpoint will make their recommendation, and they have to get a permit from the Department of Highways and Traffic and the Permit Bureau. We will check the adjoining property-owner and our own thinking on the matter, and then there will be an adjustment back and forth until we get a common meeting of minds on the location. In other words, it won't be somebody's idea and—bang—that is it.

Mr. MYERS. You are going to plant trees around them to protect the people from oncoming traffic? You said trees are protection?

Mr. AIRIS. I don't think we will plant trees as such there. The street-line trees do protect pedestrians from vehicles that get out of control.

Mr. MYERS. What protects people standing in the confined area from a careening automobile? Except for the protection at each end of the shelter, how would someone be protected from an oncoming sliding vehicle?

Mr. AIRIS. In most cases these are set back from the curb and back of the line of trees, telephone poles, light poles.

Mr. MYERS. They will be on the street?

Mr. AIRIS. No; not right on the curb. Set back. Very similar to the standing space that is there now. In other words, that standing space will be covered. That is about what it amounts to. I don't think that I could say that this will take away all danger of a collison. We know that there are certain things like an exploding truck or runway truck; something like that would be a hazard.

SOUTHERN AVENUE SE. (SEE P. 938)

Mr. NATCHER. Mr. Airis, let's take up the Southern Avenue SE., project where you are requesting $120,000 additional for site, $40,000 additional for construction services, and an additional $550,000 for construction. That makes a total of $710,000 for this project. What is the status of this project?

STATUS OF PROJECT

Mr. AIRIS. We are progressing up northward from South Capitol Street. Several years ago we were in operation as far as the hospital. Since then we have built and have substantially completed bridges over Oxon Run and Suitland Parkway. This year we are paving the roadway between these bridges, and this particular budget item covers right-of-way and engineering from Naylor to Erie and paving from 23d to Naylor. In other words, it advances it farther to the north, with the eventual limits being South Capitol Street, all the way up to East Capitol Street.

Mr. NATCHER. Funds could be utilized during the fiscal year 1974?

Mr. AIRIS. They will be, sir.

Mr. NATCHER. Mr. Myers?

Mr. MYERS. No questions.

CHANNELIZATION ON FEDERAL AID STREETS (SEE P. 939)

Mr. NATCHER. We take up next channelization on Federal aid streets. You are requesting $3,000 for construction services and $47,000 for construction, making a total of $50,000. What is the status of this project?

STATUS OF PROJECT

Mr. AIRIS. This is a continuing project, mainly safety and for betterment of traffic mobility. It consists of construction of curbs and gutters at new locations, relocation, realinement of curbs and gutters, repaving the roadway to higher standards and bus bay modification. In other words, it is a small item that pays off well in the handling of traffic and in safety.

Mr. NATCHER. Funds would be utilized during fiscal year 1974?

Mr. AIRIS. They will be, sir.

Mr. NATCHER. Mr. Myers?

CONSTRUCTION OF BUS BAYS

Mr. MYERS. What is meant by construction of bus bays and bus bay modifications?

Mr. AIRIS. I don't have any photographs here, but a bus bay cuts into the curb at particular loading points so that the bus can pull in there and yet not obstruct a line of traffic. We do this where it is important not to obstruct a line of traffic. Other places we don't do it. There are a number of them around the city.

Mr. MYERS. Thank you.

EMERGENCY COMMUNICATIONS SYSTEMS (SEE P. 940)

Mr. NATCHER. Under emergency communication systems you are requesting $1,000 for construction services and $14,000 for construction, making a total of $15,000. What is the status of this particular project?

STATUS OF PROJECT

Mr. AIRIS. This is a continuing project to provide the vehicle operator's emergency communications in the event of accident or some other reason they have to stop on a heavy-duty facility.

Mr. NATCHER. Funds could be utilized in fiscal year 1974?

Mr. AIRIS. Yes, sir.

Mr. NATCHER. Mr. Myers.

Mr. MYERS. No questions.

EASTERN AVENUE NE. (SEE P. 941)

Mr. NATCHER. Let's take up the Eastern Avenue NE., project where you are requesting a total of $198,000 consisting of $48,000 for site and $150,000 for construction services.

NEW PROJECT INVOLVES FORT LINCOLN

This is a new project?

Mr. AIRIS. Yes, it was in the 1973 supplemental and it was not considered appropriate for the supplemental budget so it was knocked out at that time. It is an essential part of the Fort Lincoln project. It consists of a six-lane roadway, including bridge spanning the Anacostia River, an overpass at New York Avenue, and a bridge and short tunnel in the Fort Lincoln site area. It connects the far Northeast with the center city.

Mr. NATCHER. Funds could be utilized in 1974?

Mr. AIRIS. Yes, sir. All elements of the District of Columbia that are concerned with Fort Lincoln are very much in favor of getting this underway.

Mr. NATCHER. Mr. Myers.

QUESTION OF PRIORITY RANKING

Mr. MYERS. If this is so important, why do you have it down to No. 18 in priority?

Mr. AIRIS. I mentioned in the opening statement that in this particular budget it is very difficult to set priorities. In other words, all priorities seem to be about the same. It is very difficult for me to say that No. 1 has greater priority than that which is No. 18. It is important. It is a large project, involves quite a bit of money, whereas a number of others are small and don't involve so much.

Mr. MYERS. Does this cross part of Anacostia Park?

Mr. AIRIS. Yes.

ENVIRONMENTAL IMPACT STUDY OF PROJECT

Mr. MYERS. Do you think there will be trouble getting an environmental impact study on this?

Mr. AIRIS. I think we can do it because this has always been a part of the boundary, extension of Eastern Avenue on the road plan, and I think we can show that it will not add one way or the other to the environmental problem.

Mr. MYERS. I hope that you can.

Mr. AIRIS. We are going to try.

SOUTH DAKOTA AVENUE NW. (SEE P. 942–943)

Mr. NATCHER. Let's take up the South Dakota Avenue NW., project where you are requesting $10,000 for construction services. What project is this?

PROJECT INVOLVES FORT LINCOLN DEVELOPMENT

Mr. AIRIS. This again is a part of the Fort Lincoln development. It is one of the boundary roads of Fort Lincoln and a widening of the Fort Lincoln side of the existing South Dakota from four lanes to six lanes.

COST OF PROJECT

Mr. NATCHER. When completed it would be $265,000?

Mr. AIRIS. Yes, sir.

Mr. NATCHER. Of District of Columbia funds?

Mr. AIRIS. Yes, sir.

Mr. NATCHER. Then you have 70 percent Federal funding?

Mr. AIRIS. Yes, sir.

Mr. NATCHER. You are talking in terms of about $1 million?

Mr. AIRIS. Yes, sir; something like that.

Mr. NATCHER. Funds could be utilized in fiscal year 1974?

Mr. AIRIS. They are so scheduled.

Mr. NATCHER. Mr. Myers.

Mr. MYERS. I am a little confused. In your justifications you say "* * * to complement the other investments in better transit service, it is proposed to established shelters and information panels at certain key terminals and transfer points." Is that the wrong page?

Mr. AIRIS. You have a problem there. You are looking at page 37.

Mr. MYERS. Yes.

Mr. AIRIS. That is an error in the assembling of the budget.

Mr. BOYNTON. Page 37 should follow page 31. Somewhere or other these pages got put together wrong.

Bicycle Route Network (See p. 944)

Mr. Natcher. For your Bicycle Route Network you are requesting $3,000 for construction services and $45,000 for construction, a total of $48,000. This project was requested last year and it was not approved.

Mr. Airis. That is correct.

Mr. Hatcher. How much stronger is it this year?

Mr. Airis. The Highway Department put it in this year.

Mr. Natcher. That makes it a little stronger? Go ahead and tell us about it.

INCREASE IN BICYCLE TRAFFIC

Mr. Airis. I feel like I am starting with a handicap. I think that you all observed the increase in bicycle traffic in the District itself over the last few years. We have worked with the Park Service and they have instituted a number of bicycle ways that are fairly heavily used. The State of California has done quite a bit in this regard, and I have looked over their slide presentation and I have seen some evidences of the work that they have provided both on city streets, and an freeways. There is great interest in the thing, and down in the downtown area we have provided bicycle racks on F Street which are fairly well used. I think probably it is worthwhile to try and see if we cannot put a network in that will complement the Park Service network. It is described on page 38. This will be a pilot project. I would like to go ahead and see what can be done in this regard. We have the benefit of the California experience and we think that we can do something for the city with it.

LOCATION OF PROPOSED BICYCLE ROUTE

Mr. Natcher. Where would you spend the $48,000 for this particular request? Where would it go?

Mr. Airis. It would be going into a network connecting downtown areas with Capitol Hill, the Mall, Georgetown, lower Connecticut Avenue and southwest redevelopment area to take advantage of what the Park Service has done. At the time the freeway is built along the Georgetown waterfront we would try to incorporate some kind of connection as a part of that construction with Key Bridge so it can cross the river and connect up with work that the Virginia Highway Department is doing on the other side of the river.

Mr. Natcher. According to the justifications, the network would connect downtown with areas such as Capitol Hill, Georgetown, lower Connecticut Avenue, and so forth. Where would you spend this particular $48,000? Not your whole network, but where would you spend this particular amount if it is approved by the committee?

Mr. Airis. I think it would be in these localities that are shown there on the page.

Mr. Natcher. Generally throughout the network?

Mr. Airis. Yes, sir.

[The following was submitted for the record:]

Insert - Page 2854

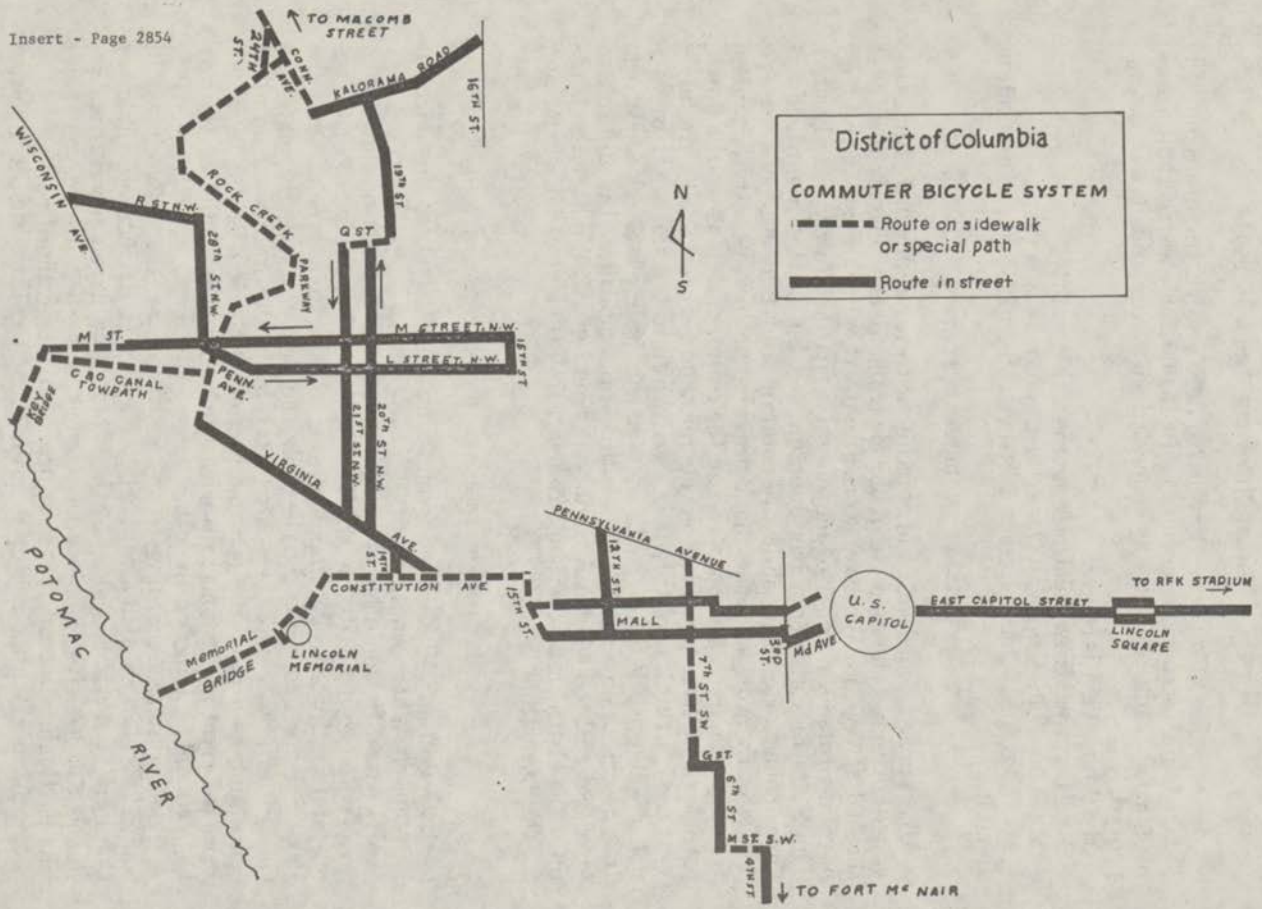

SCOPE OF WORK

Mr. NATCHER. Is this a matter of concrete ramps up to the sidewalk?

Mr. AIRIS. It is a very difficult thing to say that you are going to put it in a certain specific space throughout the city, because they vary. In some places the configuration of the road would lend itself to just having a strip and bus priority lane or something beyond the parking lane or on the sidewalks or the ramp.

ORDINANCE ON RIDING BICYCLES ON SIDEWALKS

Mr. NATCHER. Are you going to change your ordinances as far as riding bicycles on sidewalks are concerned?

Mr. AIRIS. Possibly.

Mr. NATCHER. Don't you have an ordinance to the effect that you cannot ride a bicycle on a sidewalk?

Mr. AIRIS. I think it is in the downtown area that you cannot ride.

Mr. NATCHER. I think it is general.

Mr. AIRIS. No, just downtown.

[The following was submitted for the record:]

The present regulations governing riding of bicycles on sidewalks in the District of Columbia were approved on August 29, 1971. They are contained in the rules and regulations of the District of Columbia, title 32, chapter XI, part A, section 11.203(h), and read as follows:

"There shall be no prohibition against any person riding a bicycle upon a sidewalk within the District, so long as the person so riding does not create a hazard; provided, that no person shall ride a bicycle upon a sidewalk within the central business district except on those sidewalks expressly designated by order of the Commissioner, nor shall any person ride a bicycle upon a sidewalk in any area outside of the central business district if it is expressly prohibited by order of the Commissioner and appropriate signs to such effect are posted. Any person riding a bicycle upon a sidewalk shall yield the right-of-way to pedestrians."

LONG-RANGE SCOPE OF PROJECT

Mr. NATCHER. You are talking in terms of the downtown section. If you started it, give us some idea where you are heading now as far as a bicycle route network generally is concerned. What do you have in mind for the next several years? This is a small amount now, but what do you have in mind for future years?

Mr. AIRIS. What we would try to do with this amount is connect up the stadium with the Mall where there is quite a bit of bicycle movement that the Park Service put on. We would also extend the bicycle movement that now uses Rock Creek Park. As you know, they have a paved pathway down there, and we would try to make some avenues into that. Generally that is it, as we contemplate it in this budget item.

Mr. NATCHER. You recommend this to the committee?

Mr. AIRIS. Yes, I do.

Mr. NATCHER. Mr. Myers?

NETWORK RESTRICTED TO BICYCLES

Mr. MYERS. You say bicycle route network, but are you referring to any two-wheeled transportation such as motorcycles?

Mr. AIRIS. No, sir. Motorcycle traffic is capable of sustaining itself in the roadway. That is where it should be, as a vehicle. We see them

all the time. I want to be quite frank about that. It is an important point. But for bicycle trails, no motorcycles.

PLAN FOR BICYCLE NETWORK

Mr. MYERS. You have no definite plan yet but you are going to formulate a plan; am I correct? You have not given this much thought?

Mr. AIRIS. We have had a plan—I am sorry Mr. Hartley is not here. He has been ill. We have had a plan that shows generally the location that we hope to use going from within this Capitol area to the staduim area. Some of the other general locations we want to put it in. That may vary when we get to the details and it may be that we will just put down a bicycle priority lane such as we had at one time on Virginia Avenue.

Mr. MYERS. As I remember we had this up last year, but it was taken out because of this vagueness.

Mr. AIRIS. I cannot be sure where it was taken out. Maybe Mr. Coppie knows.

Mr. MYERS. I think the vagueness does make it difficult.

Mr. AIRIS. We think that we have the location. We have it and could supply it for the record, if you would like.

Mr. MYERS. Again, it sounds as though you are thinking more of a recreational type of bicycle rather than a utility type of supplementing or replacing existing transportation.

Mr. AIRIS. I think it is both. You find quite a few people utilize Rock Creek Park bicycle way to go downtown to work. After they get downtown the trouble is that your offices are not in locations where they are susceptible to making an exclusive bicycle lane, so they have to get on the city street at some point. This is one of the troubles. With the price of gasoline going up I kind of think we better be a little forward looking on this thing.

Mr. MYERS. Better be looking around to buying some hitching posts. Some of us may ride horses.

Mr. AIRIS. It may come to that.

Mr. MYERS. That is all.

ANACOSTIA FREEWAY WIDENING (SEE P. 945)

Mr. NATCHER. Let's take up next the Anacostia Freeway widening, where you are requesting a total of $200,000 consisting of $10,000 for construction services and $190,000 for construction. Is this project necessary?

Mr. AIRIS. Yes, it is.

NEW PROJECT

Mr. NATCHER. Is this a new project?

Mr. AIRIS. It is a new project but always contemplated as a part of the Anacostia Freeway construction. It has been graded and all it is is a paving job. This morning you will recall that we were talking about a connection. I think Congressman Burlison asked about a connection down there at the Anacostia Freeway and beltway interchange. This is part of that, but it is also to relieve a very heavy congested corridor that extends from that point on up. Further, there is a long,

continuing interest in more traffic into the old Bolling Field and Anacostia airfield sector.

Mr. NATCHER. Could the funds be utilized in fiscal year 1974?

Mr. AIRIS. Yes, sir.

Mr. NATCHER. Mr. Myers?

SIZE AND COMPARISON OF PROJECT

Mr. MYERS. How many miles or feet is that?

Mr. AIRIS. Mr. DeGast, can you supply that?

Mr. DEGAST. Between 2½ and 3 miles.

Mr. MYERS. I cannot understand that. We had Minnesota Avenue a while ago. What did the Minnesota Avenue project cost, wasn't it a one-block section?

Mr. DEGAST. One mile——

Mr. MYERS. It is going to cost $1½ million for the 1-mile Minnesota Avenue project. Here you are going to go between 2½ and 3 miles for less than half that much. What is the difference?

Mr. AIRIS. This is 10 percent of the cost. It is 90–10 funding, and furthermore, the grading is all done.

Mr. MYERS. The Minnesota Avenue project is 70–30 funding?

Mr. AIRIS. Yes, sir. But there you have got to do the total street job. Go in with new bays, new curbs, and gutters.

Mr. MYERS. And widening?

Mr. AIRIS. Minnesota Avenue?

Mr. MYERS. Yes, where it is connecting up for Metro.

Mr. AIRIS. Yes. Then we have purchase of right-of-way.

Mr. MYERS. The site for the Minnesota Avenue project is $117,000, and $400,000 is for construction. I am thinking of construction costs here.

Mr. AIRIS. Yes.

Mr. MYERS. Thank you.

ANACOSTIA FREEWAY FENCING (SEE P. 946)

Mr. NATCHER. Next, we have the Anacostia Freeway fencing, where you are requesting a total of $13,000 consisting of $1,000 for construction services and $12,000 for construction.

Is this a new project and is it necessary?

Mr. AIRIS. There is a gap on both sides of the Anacostia Freeway. It is south of the 11th Street bridges. People try to walk across the freeway here, and animals run across, creating a situation that is dangerous. We think it should be closed off.

Mr. NATCHER. Funds could be utilized in 1974?

Mr. AIRIS. Yes, sir.

OUTDOOR ADVERTISING CONTROL (SEE P. 947)

Mr. NATCHER. Let's take up next outdoor advertising control, where you are requesting $1,000 for construction services and $11,000 for construction, a total of $12,000.

Is this project necessary?

Mr. AIRIS. It is a desirable project wherein we get rid of a few billboard-type signs in the District of Columbia. As you know, the regulations are quite tight and we don't have a big problem, but these have been in existence for a long time and the Federal Highway Administration keeps reminding us that we should do it as a part of the Federal Highway Act.

Mr. NATCHER. Funds could be utilized in 1974?

Mr. AIRIS. Yes, sir.

Mr. NATCHER. Mr. Myers?

EXTENSION OF BILLBOARD REMOVAL DEADLINE

Mr. MYERS. Wasn't a directive issued by the Department of Transportation extending the deadline 2 years for removing these billboards?

Mr. AIRIS. Yes, it has been extended. We have known of this for a long time. It is a small item and we just thought it would be proper to do it at this time.

Mr. MYERS. Not absolutely necessary?

Mr. AIRIS. Not absolutely necessary.

Mr. MYERS. If you gave notice to the——

Mr. AIRIS. Congress turned us down on it.

Mr. MYERS (continuing). People leasing the spots for the sign 2 years from now you wouldn't have to pay anything?

Mr. AIRIS. I don't know. I would have to check what their easement is, what their rights are there. I think that this is of long standing, these particular signs. I think they have a permanent right to it.

Mr. MYERS. Thank you.

MORRIS ROAD SE. (SEE P. 948)

Mr. NATCHER. Next, we take up the request for Morris Road SE., where you are requesting $5,000 for construction services and $115,000 for construction, a total of $120,000.

NEW PROJECT CONTINGENT ON RIGHT-OF-WAY

This is a new project?

Mr. AIRIS. Yes, it is. It is widening of the existing 22-foot road which is used by buses to 34 feet and construction of new curbs and gutters. We have been given the desires of the local community and the project is contingent on their dedicating the required right-of-way. They seem to think that they can do it.

Mr. NATCHER. Do you think they will do that? You know this is a project where we had local opposition, neighborhood opposition a number of years ago. Are they going to dedicate anything to you?

Mr. AIRIS. We have been given the indication that is what they want. They will dedicate to us.

Mr. NATCHER. Opposition has died down and is no longer in existence?

Mr. AIRIS. I don't know of opposition to this project. The opposition we have got was that we were not doing anything in there. We should get in there and put this project through.

Mr. NATCHER. If there is a dedication of the necessary property of the adjoining property owners, would you go in and utilize the funds in 1974?

Mr. AIRIS. We could do that.

HIGHWAY BEAUTIFICATION (SEE P. 949)

Mr. NATCHER. In the highway beautification program you are requesting no District of Columbia funds. It is all Federal funding?

Mr. AIRIS. Right.

Mr. NATCHER. Mr. Myers?

Mr. MYERS. No questions.

STREET LIGHTING AND COMMUNICATION EXTENSIONS (SEE PP. 950–952)

Mr. NATCHER. Under the General Fund you have a request for street lighting for crime prevention and communication extensions. You are requesting a total of $987,000 consisting of $50,000 for construction services and $937,000 for construction. What is the status of this project? Don't they call it the Charlie Farnsley project?

Mr. AIRIS. Was he the mayor of Louisville?

Mr. NATCHER. He appeared before our committee several times and talked to you gentlemen about it several times. He was a mayor of Louisville and sincerely believed, like a lot of other people, that a well-lighted city is certainly a point in favor of crime prevention. It is a matter that is of great concern.

STATUS OF PROJECT

What is the status of this project?

Mr. AIRIS. We are going right along with it. We have over 10,000 of the high-intensity lights in use here in the city. Heretofore the lights have always been placed in carney block areas, the police carney block areas that have a higher than normal crime rate. Generally speaking, it is an extremely popular program and we are pressing it to the limit of the capability of Pepco to install the new lights. Some of the new lights require changes in circuitry and it makes it an engineering and construction problem in order to get them done. This is the reason we are not going faster. We think that this amount was about proper for this coming year.

Mr. NATCHER. Mr. Myers?

Mr. MYERS. No questions.

Mr. Airis, we want to thank you and your associates for appearing before the committee at this time in behalf of your budget request for fiscal year 1974.

Mr. AIRIS. Thank you very much.

MONDAY, MAY 14, 1973.

DEPARTMENT OF MOTOR VEHICLES

WITNESSES

JOSEPH P. MURPHY, DIRECTOR
WILLIAM J. QUINN, ASSISTANT DIRECTOR (ADMINISTRATION)
MICHAEL H. SINDLER, ASSISTANT DIRECTOR (OPERATIONS)
WILLIAM E. CORGILL, HIGHWAY SAFETY COORDINATOR
DR. THEODORE R. PINCKNEY, M.D., MEDICAL OFFICER
LAWRENCE GREENBERG, FINANCIAL MANAGEMENT OFFICER
WILEY E. GODSEY, CHIEF, OFFICE OF VEHICLE SAFETY RESEARCH

Mr. NATCHER. We take up next the Department of Motor Vehicles, where the amount requested for fiscal year 1974 is $3,976,500 and 269 positions, an increase of $466,200 and 24 additional positions. We will insert the justification material in the record at this point.

[The justification material follows:]

DISTRICT OF COLUMBIA GOVERNMENT		SCHEDULE 1		
AGENCY: Department of Motor Vehicles	CATEGORY:	SUBCATEGORY:	BUDGET UNIT:	CODE: KB

FINANCIAL SUMMARY

Resource Category	Description		Past Year FY 1972 Obligations	Current Year FY 1973 Allotment	Budget Year FY 1974 Adjusted Base	Budget Year FY 1974 Increase	Budget Year FY 1974 Request	Recommended
OPERATING	D.C. FUNDS		3,347.3	3,646.1	3,510.3	466.2	3,976.5	
	REVENUE SHARING FUNDS		...	...	...	...	...	
	FEDERAL GRANTS		541.5	601.7	542.2	127.6	669.8	
	OTHER		...	...	...	...	...	
	REIMBURSEMENTS	District (non add)	(45.2)	...	...	...	...	
		Non-District	...	...	...	...	...	
	Total Operating		3,888.8	4,247.8	4,052.5	593.8	4,646.3	
CAPITAL IMPROVEMENTS	D.C. FUNDS		...	...	...	...	...	
	REVENUE SHARING FUNDS		...	...	...	...	...	
	FEDERAL GRANTS		...	...	...	...	...	
	Total Capital Improvements		...	...	...	...	...	

MANPOWER SUMMARY

D.C. POSITIONS	AUTHORIZED PERMANENT	246	245	245	24	269	
	• Full Time	(246)	(245)	(245)	(24)	(269)	
	• Part Time	...	...	...	...	...	
	TEMPORARY (F.T.E.)	15.4	18.4	10.3	...	10.3	
REVENUE SHARING POSITIONS		...	...	...	...	...	
GRANT POSITIONS		22	21	18	4	22	
REIMBURSABLE POSITIONS		...	...	...	...	...	
GRAND TOTAL		283.4	284.4	273.3	28.0	301.3	

Revised 10/72

DISTRICT OF COLUMBIA GOVERNMENT	SCHEDULE 2
AGENCY: Department of Motor Vehicles	

DETAIL OF D.C. POSITIONS AND FUNDS

Description			Past Year Fy 1972 Obligations	Current Year FY 1973 Allotment	Budget Year– FY 1974 Adjusted Base	Budget Year– FY 1974 Increase	Budget Year– FY 1974 Request	Recommended
POSITIONS	POSITIONS AVAILABLE		246	245	245	24	269	
	POSITIONS FUNDED		226	235	233	18	251	
	POSITION LAPSE (percent)		8.1	4.1	4.9	...	6.7	
D.C. FUNDS	Operating	GENERAL	48.6	118.0	115.1	...	115.1	
		Highway	3,298.7	3,528.1	3,395.2	466.2	3,861.4	
			...	...	...	...	...	
			...	...	...	...	...	
		TOTAL OPERATING	3,347.3	3,646.1	3,510.3	466.2	3,976.5	
	Capital Improvements	GENERAL	...	...			...	
			...	...			...	
			...	...			...	
			...	...			...	
		TOTAL CAPITAL	...	...			...	
	TOTAL D.C. FUNDS		3,347.3	3,646.1			3,976.5	

DISTRICT OF COLUMBIA GOVERNMENT			SCHEDULE 3	
AGENCY: Department of Motor Vehicles	CATEGORY:	CODE: KB	FUNDING SOURCE: All Funds	Continuation Sheet Page 1 Of 4

OBJECT CLASS SUMMARY–OPERATING FUNDS

Object Classes		Past Year FY 1972 Obligations	Current Year FY 1973 Allotment	Budget Year FY 1974			Recommended
Expense Category	Title			Adjusted Base	Increase	Request	
PERSONAL SERVICES	PERMANENT POSITIONS AVAILABLE (non-add)	2,706.9	2,726.4	2,708.6	208.1	2,916.7	
	PERMANENT POSITIONS FUNDED	2,465.5	2,624.2	2,584.6	154.3	2,738.9	
	OTHER THAN PERMANENT POSITIONS FUNDED	94.6	107.6	60.6	...	60.6	
	OTHER PERSONNEL COMPENSATION	80.1	72.3	34.4	...	34.4	
	• Night Work Differential	(1.4)	(1.9)	(1.9)	...	(1.9)	
	• Holiday Pay	(.1)	(1.0)	(1.0)	...	(1.0)	
	• Overtime Pay	(62.4)	(52.4)	(20.5)	...	(20.5)	
	• Standby	...	...	...	...	...	
	• Terminal Leave	(16.2)	(17.0)	(11.0)	...	(11.0)	
	•	...	...	...	...	...	
	TOTAL PERSONNEL COMPENSATION	2,640.2	2,804.1	2,679.6	154.3	2,833.9	
	PERSONNEL BENEFITS: civilian employees	218.8	221.5	228.2	13.5	241.7	
	BENEFITS FOR FORMER PERSONNEL	...	...	...	...	...	
	Total Personal Services	2,859.0	3,025.6	2,907.8	167.8	3,075.6	
OTHER OPERATING	TRAVEL AND TRANSPORTATION OF PERSONS	5.5	7.4	6.8	...	6.8	
	TRANSPORTATION OF THINGS	...	...	...	...	...	
	RENT, COMMUNICATIONS AND UTILITIES	273.2	341.0	319.6	...	319.6	
	PRINTING AND REPRODUCTION	73.6	80.2	72.8	45.0	117.8	
	OTHER SERVICES	468.3	392.8	372.2	49.3	421.5	
	SUPPLIES AND MATERIALS	198.2	256.7	232.7	239.7	472.4	
	EQUIPMENT TO BE CAPITALIZED	10.4	142.6	140.6	92.0	232.6	
	EQUIPMENT NOT TO BE CAPITALIZED	.6	1.5	...	...	...	
	GRANTS AND SUBSIDIES	...	...	...	...	...	
	INSURANCE CLAIMS AND INDEMNITIES	...	...	...	...	...	
	REFUNDS	...	...	...	...	...	
	Total Other Operating	1,029.8	1,222.2	1,144.7	426.0	1,570.7	
	TOTAL OPERATING	3,888.8	4,247.8	4,052.5	593.8	4,646.3	

DISTRICT OF COLUMBIA GOVERNMENT			SCHEDULE 3	
AGENCY: Department of Motor Vehicles	CATEGORY:	CODE: KB	FUNDING SOURCE: D.C. Funds	Continuation Sheet Page 2 Of 4

OBJECT CLASS SUMMARY–OPERATING FUNDS

Object Classes		Past Year FY 1972 Obligations	Current Year FY 1973 Allotment	Budget Year FY 1974			Recommended
Expense Category	Title			Adjusted Base	Increase	Request	
PERSONAL SERVICES	PERMANENT POSITIONS AVAILABLE (non-add)	2,400.3	2,435.2	2,470.1	158.9	2,629.0	
	PERMANENT POSITIONS FUNDED	2,209.5	2,335.5	2,346.1	109.5	2,455.6	
	OTHER THAN PERMANENT POSITIONS FUNDED	94.6	107.6	60.6	...	60.6	
	OTHER PERSONNEL COMPENSATION	78.7	67.9	31.5	...	31.5	
	• Night Work Differential	(.5)	(1.0)	(1.0)	...	(1.0)	
	• Holiday Pay	(.1)	(1.0)	(1.0)	...	(1.0)	
	• Overtime Pay	(62.3)	(50.4)	(20.0)	...	(20.0)	
	• Standby	...	...	...	...	...	
	• Terminal Leave	(15.8)	(15.5)	(9.5)	...	(9.5)	
	•	...	...	...	...	...	
	TOTAL PERSONNEL COMPENSATION	2,382.8	2,511.0	2,438.2	109.5	2,547.7	
	PERSONNEL BENEFITS: civilian employees	199.1	196.8	207.6	9.9	217.5	
	BENEFITS FOR FORMER PERSONNEL	...	...	...	...	...	
	Total Personal Services	2,581.9	2,707.8	2,645.8	119.4	2,765.2	
OTHER OPERATING	TRAVEL AND TRANSPORTATION OF PERSONS	3.0	2.2	2.2	...	2.2	
	TRANSPORTATION OF THINGS	...	...	...	...	...	
	RENT, COMMUNICATIONS AND UTILITIES	236.9	300.6	279.4	...	279.4	
	PRINTING AND REPRODUCTION	72.3	72.8	65.4	18.0	83.4	
	OTHER SERVICES	246.9	304.9	285.6	44.3	329.9	
	SUPPLIES AND MATERIALS	196.7	249.2	226.8	237.5	464.3	
	EQUIPMENT TO BE CAPITALIZED	8.8	7.1	5.1	47.0	52.1	
	EQUIPMENT NOT TO BE CAPITALIZED	.6	1.5	...	...	...	
	GRANTS AND SUBSIDIES	...	...	...	...	...	
	INSURANCE CLAIMS AND INDEMNITIES	...	...	...	...	...	
	REFUNDS	...	...	...	...	...	
	Total Other Operating	765.4	938.3	864.5	346.8	1,211.3	
	TOTAL OPERATING	3,347.3	3,646.1	3,510.3	466.2	3,976.5	

DISTRICT OF COLUMBIA GOVERNMENT

SCHEDULE 3

AGENCY: Department of Motor Vehicles | CATEGORY: | CODE: KB | FUNDING SOURCE: Federal Grants | Continuation Sheet Page 3 Of 4

OBJECT CLASS SUMMARY–OPERATING FUNDS

Object Classes		Past Year FY 1972 Obligations	Current Year FY 1973 Allotment	Budget Year FY 1974			Recommended
Expense Category	Title			Adjusted Base	Increase	Request	
PERSONAL SERVICES	PERMANENT POSITIONS AVAILABLE (non-add)	306.6	291.2	238.5	49.2	287.7	
	PERMANENT POSITIONS FUNDED	256.0	288.7	238.5	44.8	283.3	
	OTHER THAN PERMANENT POSITIONS FUNDED	...	...	...	...	...	
	OTHER PERSONNEL COMPENSATION	1.4	4.4	2.9	...	2.9	
	• Night Work Differential	(.9)	(.9)	(.9)	...	(.9)	
	• Holiday Pay	...	...	...	...	...	
	• Overtime Pay	(.1)	(2.0)	(.5)	...	(.5)	
	• Standby	...	...	...	...	...	
	• Terminal Leave	(.4)	(1.5)	(1.5)	...	(1.5)	
	•	...	...	...	...	...	
	TOTAL PERSONNEL COMPENSATION	257.4	293.1	241.4	44.8	286.2	
	PERSONNEL BENEFITS: civilian employees	19.7	24.7	20.6	3.6	24.2	
	BENEFITS FOR FORMER PERSONNEL	...	...	...	...	...	
	Total Personal Services	277.1	317.8	262.0	48.4	310.4	
OTHER OPERATING	TRAVEL AND TRANSPORTATION OF PERSONS	2.5	5.2	4.6	...	4.6	
	TRANSPORTATION OF THINGS	...	...	...	...	...	
	RENT, COMMUNICATIONS AND UTILITIES	36.3	40.4	40.2	...	40.2	
	PRINTING AND REPRODUCTION	1.1	7.4	7.4	27.0	34.4	
	OTHER SERVICES	221.4	87.9	86.6	5.0	91.6	
	SUPPLIES AND MATERIALS	1.5	7.5	5.9	2.2	8.1	
	EQUIPMENT TO BE CAPITALIZED	1.6	135.5	135.5	45.0	180.5	
	EQUIPMENT NOT TO BE CAPITALIZED	...	...	...	...	...	
	GRANTS AND SUBSIDIES	...	...	...	...	...	
	INSURANCE CLAIMS AND INDEMNITIES	...	...	...	...	...	
	REFUNDS	...	...	...	...	...	
	Total Other Operating	264.4	283.9	280.2	79.2	359.4	
	TOTAL OPERATING	541.5	601.7	542.2	127.6	669.8	

DISTRICT OF COLUMBIA GOVERNMENT			SCHEDULE 3	
AGENCY: Department of Motor Vehicles	CATEGORY:	CODE: KB	FUNDING SOURCE: Reimbursement	Continuation Sheet Page 4 Of 4

OBJECT CLASS SUMMARY–OPERATING FUNDS

Object Classes		Past Year FY 1972 Obligations	Current Year FY 1973 Allotment	Budget Year FY 1974			Recommended
Expense Category	Title			Adjusted Base	Increase	Request	
PERSONAL SERVICES	PERMANENT POSITIONS AVAILABLE (non-add)	43.3	...	...	...	...	
	PERMANENT POSITIONS FUNDED	42.4	...	...	...	...	
	OTHER THAN PERMANENT POSITIONS FUNDED	...	...	...	...	...	
	OTHER PERSONNEL COMPENSATION	...	...	...	...	...	
	• Night Work Differential	...	...	...	...	...	
	• Holiday Pay	...	...	...	...	...	
	• Overtime Pay	...	...	...	...	...	
	• Standby	...	...	...	...	...	
	• Terminal Leave	...	...	...	...	...	
	•						
	TOTAL PERSONNEL COMPENSATION	42.4	...	...	...	...	
	PERSONNEL BENEFITS: civilian employees	2.8	...	...	...	...	
	BENEFITS FOR FORMER PERSONNEL	...	...	...	...	...	
	Total Personal Services	45.2	...	...	...	...	
OTHER OPERATING	TRAVEL AND TRANSPORTATION OF PERSONS	...	...	...	...	...	
	TRANSPORTATION OF THINGS	...	...	...	...	...	
	RENT, COMMUNICATIONS AND UTILITIES	...	...	...	...	...	
	PRINTING AND REPRODUCTION	...	...	...	...	...	
	OTHER SERVICES	...	...	...	...	...	
	SUPPLIES AND MATERIALS	...	...	...	...	...	
	EQUIPMENT TO BE CAPITALIZED	...	...	...	...	...	
	EQUIPMENT NOT TO BE CAPITALIZED	...	...	...	...	...	
	GRANTS AND SUBSIDIES	...	...	...	...	...	
	INSURANCE CLAIMS AND INDEMNITIES	...	...	...	...	...	
	REFUNDS	...	...	...	...	...	
	Total Other Operating						
	TOTAL OPERATING	45.2	...	...	...	...	

DISTRICT OF COLUMBIA GOVERNMENT

SCHEDULE 4

AGENCY: Motor Vehicles | CATEGORY: | SUBCATEGORY: | CODE: KB | Continuation Sheet Page 1 Of 1

DISTRIBUTION BY BUDGET COMPONENT AND FUNDING SOURCE

Code		Past Year FY 1972 Obligations	Current Year FY 1973 Allotment	Budget Year FY 1974 Adjusted Base	Budget Year FY 1974 Increase	Budget Year FY 1974 Request	Recommended
	D.C. Funds						
100	Administration	530.6	533.5	528.8	...	528.8	
200	Traffic Safety	160.5	166.7	151.6	11.0	162.6	
300	Permit Control	625.7	754.0	726.1	48.0	774.1	
400	Safety Responsibility	245.3	258.0	257.7	...	257.7	
500	Vehicle Control	1,191.8	1,230.7	1,177.5	407.2	1,584.7	
600	Data Processing	521.0	554.9	528.3	...	528.3	
700	Highway Safety Program Coordination	23.8	30.3	25.2	...	25.2	
800	Public Vehicles	48.6	118.0	115.1	...	115.1	
	Subtotal	3,347.3	3,646.1	3,510.3	466.2	3,976.5	
	Federal Grants						
200	Traffic Safety	...	14.4	14.4	65.6	80.0	
300	Permit Control	35.4	56.5	...	50.0	50.0	
600	Data Processing	25.0	...	...	...	...	
700	Highway Safety Program Coordination	32.9	30.9	27.8	12.0	39.8	
900	Vehicle Safety Research	448.2	500.0	500.0	...	500.0	
	Subtotal	541.5	601.7	542.2	127.6	669.8	
	Total Resources						
100	Administration	530.6	533.5	528.8	...	528.8	
200	Traffic Safety	160.5	181.1	166.0	76.6	242.6	
300	Permit Control	661.1	810.4	726.1	98.0	824.1	
400	Safety Responsibility	245.3	245.3	257.7	...	257.7	
500	Vehicle Control	1,191.8	1,230.7	1,177.5	407.2	1,584.7	
600	Data Processing	546.0	554.9	528.3	...	528.3	
700	Highway Safety Program Coordination	56.7	61.2	53.0	12.0	65.0	
800	Public Vehicles	48.6	118.0	115.1	...	115.1	
900	Vehicle Safety Research	448.2	500.0	500.0	...	500.0	
	Total Operating	3,888.8	4,247.8	4,052.5	593.8	4,646.3	

DISTRICT OF COLUMBIA GOVERNMENT			SCHEDULE 5		
AGENCY: Motor Vehicles	CATEGORY:	SUBCATEGORY:	BUDGET UNIT:	CODE: KB	Continuation Sheet Page 1 Of 1

DISTRIBUTION OF INCREASES--D.C. OPERATING FUNDS

Class/Item	D.C. Fund	Pos.	Amounts			Annualization	Full Year Amount	Recommended
			Personal Services	Other Operating	Total			
D.C. FUNDING:								
New Programs	H	15	75.0	111.2	186.2	73.5	259.7	
Other	H	3	45.9	234.1	280.0	...	280.0	
Total, D.C. Funding		18	120.9	345.3	466.2	73.5	539.7	

DISTRICT OF COLUMBIA GOVERNMENT

SCHEDULE 6

AGENCY: Department of Motor Vehicles

Continuation Sheet Page 1 Of 2

SUMMARY OF BUDGET ADJUSTMENTS--D.C. FUNDS

Budget Structure		Current Year FY 1973	Non-Recurring	Inter-Agency	Redirections		Other Adjustments	Net Change	Budget Year FY 1974
Code	Components	Allotment	Decreases	Transfers	From (-)	To (+)			Adjusted Base
	Amounts								
100	Administration								
110	Office of the Director	83.2	...	...	...	...	...	...	83.2
120	Administrative Mgmt.	450.3	...	...	-1.0	2.5	-6.2	-4.7	445.6
	Total, Administration	533.5	...	...	-1.0	2.5	-6.2	-4.7	528.8
200	Traffic Safety	166.7	...	...	-4.3	4.3	-15.1	-15.1	151.6
300	Permit Control	754.0	...	...	...	...	- 27.9	- 27.9	726.1
400	Safety Responsibility	258.0	...	...	- .5	.5	- .3	- .3	257.7
500	Vehicle Control								
510	Office of the Chief	143.5	...	...	...	...	- 3.0	- 3.0	140.5
520	Registration	447.9	...	...	-21.5	21.5	-38.0	-38.0	409.9
530	Inspection	639.3	...	...	...	...	- 12.2	- 12.2	627.1
	Total, Vehicle Control	1,230.7	...	...	-21.5	21.5	-53.2	-53.2	1,177.5
600	Data Processing	554.9	...	...	-1.0	1.0	-26.6	-26.6	528.3
700	Highway Safety Program Coordination	30.3	...	...	-1.5	...	- 3.6	- 5.1	25.2
800	Public Vehicles	118.0	...	...	...	...	- 2.9	- 2.9	115.1
	Agency Total	3,646.1	...	...	-29.8	29.8	-135.8	- 135.8	3,510.3

DISTRICT OF COLUMBIA GOVERNMENT

SCHEDULE 6

AGENCY: Department of Motor Vehicles

SUMMARY OF BUDGET ADJUSTMENTS–D.C. FUNDS

Budget Structure Code	Budget Structure Components	Current Year FY 1973 Allotment	Non-Recurring Decreases	Inter-Agency Transfers	Redirections From (–)	Redirections To (+)	Other Adjustments	Net Change	Budget Year FY 1974 Adjusted Base
	Positions								
100	Administration								
110	Office of the Director	4	...	...	...	...	...	...	4
120	Administrative Mgmt	27	...	...	...	...	...	...	27
	Total, Administration	31	...	...	...	...	...	...	31
200	Traffic Safety	8	...	...	...	...	...	...	8
300	Permit Control	70	...	...	...	...	...	...	70
400	Safety Responsibility	25	...	...	...	...	...	...	25
500	Vehicle Control								
510	Office of the Chief	12	...	...	...	...	...	...	12
520	Registration	17	...	...	...	...	...	...	17
530	Inspection	60	...	...	...	...	...	...	60
	Total, Vehicle Control	89	...	...	...	...	...	...	89
600	Data Processing	10	...	...	...	...	...	...	10
700	Highway Safety Program Coordination	2	...	...	...	...	...	...	2
800	Public Vehicles	10	...	...	...	...	...	...	10
	Agency Total	245	...	...	...	...	...	...	245

DISTRICT OF COLUMBIA GOVERNMENT	SCHEDULE 6A
AGENCY: Department of Motor Vehicles	Continuation Sheet Page 1 Of 4

JUSTIFICATION OF BUDGET ADJUSTMENTS

Budget Structure			
Code	Justification Level Components	Type	Explanation
100	Administration		
	Administrative Management	Redirections	Redirection of personal services funds from Activity 700, Highway Safety Program Coordination - (+ 1.5)
			Miscellaneous adjustments between objects of expenditure to meet operating requirements
			Printing (-1.0)
			Supplies and materials (+1.0)
		Other	Base Reductions (-6.2)
			Personal Services - grade de-escalation (-1.4)
			Rent, communications and utility services (-4.0)
			Equipment to be capitalized (-.3)
			Equipment not to be capitalized (- .5)
			Miscellaneous
			Personal Services - Reduction in paid overtime (-5.4)
			1 GS-3 PBX/Information Clerk (+5.4)
200	Traffic Safety	Redirections	Miscellaneous adjustments between objects of expenditure to meet operating requirements
			Personal Services (- .3)
			Benefits (+ .3)
			Other contractual services (+4.0)
			Supplies and materials (-4.0)
		Other	Base Reductions (-15.1)
			Rent, communications and utility services (-2.0)
			Printing and reproduction (-11.0)
			Other contractual services (-2.0)
			Equipment not to be capitalized (- .1)

DISTRICT OF COLUMBIA GOVERNMENT	SCHEDULE 6A
AGENCY: Motor Vehicles	Continuation Sheet Page 2 Of 4

JUSTIFICATION OF BUDGET ADJUSTMENTS

Budget Structure			
Code	Justification Level Components	Type	Explanation
300	Permit Control	Other	Base Reductions (-27.9) Personal services - grade de-escalation (-17.7) Rent, communications and utility services (- 6.0) Printing and reproduction (- .4) Supplies and materials (- 3.3) Equipment to be capitalized (- .5) Miscellaneous Personal services - reduction in paid overtime (-23.2) 1 GS-3 Future Appointment Clerk (+ 5.8) 1 GS-3 Clerk (typing) (+ 5.8) 2 GS-3 Clerks (+11.6)
400	Safety Responsibilty	Redirections	Miscellaneous adjustments between objects of expenditure to meet operating requirements Benfits (+ .5) Supplies and materials (- .5)
		Other	Base Reductions (-.3) Equipment to be capitalized (- .1) Equipment not to be capitalized (- .2)

DISTRICT OF COLUMBIA GOVERNMENT	SCHEDULE 6A
AGENCY: Motor Vehicles	Continuation Sheet Page 3 of 4

JUSTIFICATION OF BUDGET ADJUSTMENTS

Budget Structure			
Code	Justification Level Components	Type	Explanation
500	Vehicle Control		
510	Office of the Chief	Other	Base Reduction (-3.0) Personal services - grade de-escalation (- 3.0)
520	Registration	Redirections	Miscellaneous adjustments between objects of expenditure to meet operating requirements Benefits (+ 9.0) Rent, communications and utility services (- 9.0) Printing and reproduction (+ 8.0) Other contractual services (+ 4.5) Supplies and materials (-12.5)
		Other	Base reductions (-38.0) Personal services - grade de-escalation (- 7.6) Personal services - reduction in temporary hire (-30.4)
530	Inspection	Other	Base Reductions (-12.2) Personal services - grade de-escalation (-11.5) Equipment to be capitalized (- .3) Equipment not to be capitalized (- .4)

DISTRICT OF COLUMBIA GOVERNMENT	SCHEDULE 6A
AGENCY: Motor Vehicles	Continuation Sheet Page 4 Of 4

JUSTIFICATION OF BUDGET ADJUSTMENTS

Budget Structure			
Code	Justification Level Components	Type	Explanation
600	Data Processing	Redirections	Miscellaneous adjustments between objects of expenditure to meet operating requirements
			Benefits (+ 1.0)
			Supplies and materials (- 1.0)
		Other	Base reductions (-26.6)
			Personal services - reduction in paid overtime (- .9)
			Other contractual services (-24.6)
			Equipment to be capitalized (- .8)
			Equipment not to be capitalized (- .3)
700	Highway Safety Program Coordination	Redirections	Redirection of personal services to Activity 120, Administrative Management - (-1.5)
		Other	Base Reductions (-3.6)
			Rent, communications and utility services (- .2)
			Printing and reproduction (- 1.0)
			Other contractual services (- 1.2)
			Supplies and materials (- 1.2)
800	Public Vehicles	Other	Base Reductions (-2.9)
			Printing and reproduction (- 2.0)
			Supplies and materials (- .9)
			Miscellaneous
			Personal services - reduction in paid overtime (- 5.4)
			1 GS-3 Cashier (+ 5.4)

DISTRICT OF COLUMBIA GOVERNMENT	SCHEDULE 10
AGENCY: Motor Vehicles	Continuation Sheet Page 1 Of 1

LANGUAGE ITEM SHEETS

I. Appropriation Item

Highways and traffic, including [$166,700 for traffic safety education] (District of Columbia Appropriations Act, Fiscal Year 1973)

II. Statutory Reference

The Traffic Safety Education program is a preventive program to reduce traffic accidents and maintain safe and efficient traffic conditions through public awareness of traffic regulations and the issuance of operators permits, pursuant to the authority contained in D. C. Code, Title 40, Chapter 3.

III. Justification

The Traffic Safety Education program is an operating program established by the D. C. Code (as are other operating programs of the Department of Motor Vehicles) and does not require language to authorize the appropriation of specific funds to the program.

I. Appropriation Item

$600 for membership in the American Association of Motor Vehicle Administrators and [$1,200] for membership in the Vehicle Equipment Safety Commission; (District of Columbia Appropriations Act, Fiscal Year 1973) $1,500

II. Statutory Reference

Title V, Section 83 of the United States Code authorizes payment of membership fees or dues when specifically authorized by appropriations acts.

III. Justification

Required to meet increase in annual membership dues.

DISTRICT OF COLUMBIA GOVERNMENT			SCHEDULE 5		
AGENCY: Motor Vehicles	CATEGORY: Traffic Safety	SUBCATEGORY:	BUDGET UNIT:	CODE: 200	Continuation Sheet Page 1 Of 1

DISTRIBUTION OF INCREASES–D.C. OPERATING FUNDS

Class/Item	D.C. Fund	Pos.	Amounts			Annualization	Full Year Amount	Recommended
			Personal Services	Other Operating	Total			
New Program								
Printing	H	...	...	11.0	11.0	...	11.0	

DISTRICT OF COLUMBIA GOVERNMENT			SCHEDULE 5		
AGENCY: Motor Vehicles	CATEGORY: Permit Control	SUBCATEGORY:	BUDGET UNIT:	CODE: 300	Continuation Sheet Page 1 Of 1

DISTRIBUTION OF INCREASES–D.C. OPERATING FUNDS

Class/Item	D.C. Fund	Pos.	Amounts			Annualization	Full Year Amount	Recommended
			Personal Services	Other Operating	Total			
Other								
GS-14 Medical Officer	H	1	23.6	...	23.6	...	23.6	
GS-11 Statistician	H	1	15.1	...	15.1	...	15.1	
GS-5 Secretary	H	1	7.2	...	7.2	...	7.2	
Printing and Reproduction	H	...	...	1.0	1.0	...	1.0	
Other contractual services	H	...	...	.1	.1	...	.1	
Supplies and materials	H	...	...	1.0	1.0	...	1.0	
		3	45.9	2.1	48.0	...	48.0	

DISTRICT OF COLUMBIA GOVERNMENT			SCHEDULE 5			
AGENCY: Motor Vehicles	CATEGORY: Vehicle Control	SUBCATEGORY: Registration	BUDGET UNIT:	CODE: 520	Continuation Sheet Page 1 Of 1	

DISTRIBUTION OF INCREASES–D.C. OPERATING FUNDS

Class/Item	D.C. Fund	Pos.	Amounts			Annualization	Full Year Amount	Recommended
			Personal Services	Other Operating	Total			
Other								
Supplies and Materials (Bi-centennial Tags)	H	...	...	232.0	232.0	...	232.0	

DISTRICT OF COLUMBIA GOVERNMENT			SCHEDULE 5		
AGENCY: Motor Vehicles	CATEGORY: Vehicle Control	SUBCATEGORY: Inspection	BUDGET UNIT:	CODE: 530	Continuation Sheet Page 1 Of 1

DISTRIBUTION OF INCREASES–D.C. OPERATING FUNDS

Class/Item	D.C. Fund	Pos.	Amounts			Annualization	Full Year Amount	Recommended
			Personal Services	Other Operating	Total			
NEW PROGRAM								
GS-7 Motor Vehicle Inspector	H	15	73.5	...	73.5	73.5	147.0	
Printing	H	...	...	6.0	6.0	...	6.0	
Other Contractual Services	H	...	...	44.2	44.2	...	44.2	
Supplies and Materials	H	...	...	4.5	4.5	...	4.5	
Equipment	H	...	...	47.0	47.0	...	47.0	
		15	73.5	101.7	175.2	73.5	248.7	

DISTRICT OF COLUMBIA GOVERNMENT	SCHEDULE C
AGENCY: Motor Vehicles	Continuation Sheet Page 1 Of 3

FEDERAL GRANT ASSISTANCE

Symbol	Budget Structure Code	Grant Title / Agency Allocation / Object Class Allocation	Initial Award	Source	Obligations FY 19 72 Actual	Obligations FY 19 73 Estimates	Obligations FY 19 74 Estimates	Purpose
			FY 72 FY 73					
997	200	Pedestrian Safety Educ.	... 14.4	NHTSA	...	14.4	80.0	Provides funds for development of a public awareness campaign; for recruitment of appropriate personnel; and procurement of safety materials and literature and classroom instruction in traffic safety education for school children in the 6-15 year age group.
		1. Traffic Safety						
		2. Personal Services			...	11.0	44.6	
		Benefits			...	.9	3.7	
		Printing			...	1.0	28.0	
		Supplies and materials			...	1.5	3.7	
997	300	Automated Driver Exam.	... ...	NHTSA	...	...	50.0	Provides funds to obtain and utilize equipment to determine the feasibility of automated examination of applicants for driver's licenses pursuant to provisions of the Highway Safety Act of 1966.
		1. Permit Control						
		2. Other Contractual Svs.			...	...	5.0	
		Equipment			...	...	45.0	
997	300	Medical Evaluation	48.8 43.0	NHTSA	35.4	56.4	...	Provides a program for on-site evaluation of the physical and mental qualifications of applicants for D. C. Operator's Permits, Instructor's Licenses, and D.C. Government Vehicle Operator's Permits, including related research and development of medical standards.
		1. Permit Control						
		2. Personal Services			31.8	50.2	...	
		Benefits			2.3	4.2	...	
		Travel			.2	.5	...	
		Printing			...	1.0	...	
		Other Contractual Svs.			.1	.1	...	
		Supplies and Materials			...	.4	...	
		Equipment			1.0	...	...	

DISTRICT OF COLUMBIA GOVERNMENT	SCHEDULE C
AGENCY: Motor Vehicles	Continuation Sheet Page 2 Of 3

FEDERAL GRANT ASSISTANCE

Symbol	Budget Structure Code	Grant Title / Agency Allocation / Object Class Allocation	Initial Award	Source	Obligations FY 1972 Actual	Obligations FY 1973 Estimates	Obligations FY 1974 Estimates	Purpose
			FY 72 FY 73					
997	600	Computer Programming - Traffic Records	25.0 ...	NHTSA	25.0	...	...	Provides funds to cover the cost of a consultant contract to perform necessary research and planning to develop systemology, special programming, etc., for expansion of the Department's real-time system.
		1. Data Processing						
		2. Other Contractual Svs.			25.0	...	...	
997	700	Planning and Administration	33.0 30.8	NHTSA	32.9	30.9	39.8	Provides funds (on 50/50 District/Federal basis) for administration within the Department of applicable provisions of the Highway Safety Act of 1966, including planning, coordination and control of various other-agency programs and projects in the field of highway safety.
		1. Highway Safety Program Coordination						
		2. Personal Services			18.6	21.3	31.0	
		Benefits			1.5	1.7	2.6	
		Travel			.6	.7	.6	
		Rent, Comm. & Utilities			2.5	2.7	2.5	
		Printing			.3	1.4	2.4	
		Other Contractual Svs.			8.7	1.5	.3	
		Supplies and Materials			.1	1.6	.4	
		Equipment			.6	...	...	

DISTRICT OF COLUMBIA GOVERNMENT

SCHEDULE C

AGENCY: Motor Vehicles

Continuation Sheet Page 3 Of 3

FEDERAL GRANT ASSISTANCE

Symbol	Budget Structure Code	Grant Title / Agency Allocation / Object Class Allocation	Initial Award	Source	Obligations FY 19 72 Actual	Obligations FY 19 73 Estimates	Obligations FY 19 74 Estimates	Purpose
			FY 72 FY 73					Provides funds to establish a methodology and a means whereby state motor vehicle inspection programs can, with Federal assistance and financial aid, provide support to the NHTSA in its compliance activities. This project will examine the efficacy of the Motor Vehicle Safety Defect Recall Campaigns through the operation of the motor vehicle inspection process, and provides a basis for related studies of the involvement of vehicles in in accidents. It also provides for the determination of safety performance criterial for critical vehicle components where safety pay-off can be demonstrated, the development of a prototype inspection program for state adoption and recommendations for inspection procedures that have been thoroughly validated.
997	900	Pilot Program - MVI	473.1 453.3	DOT	426.4	500.0	500.0	
		1. Vehicle Safety Research						
		2. Personal Services			186.1	210.6	210.6	
		Benefits			15.0	17.9	17.9	
		Travel			1.7	4.0	4.0	
		Rent, Comm. & Utilities			33.8	37.7	37.7	
		Printing			.8	4.0	4.0	
		Other Contractual Svs.			187.6	86.3	86.3	
		Supplies and Materials			1.4	4.0	4.0	
		Equipment			...	135.5	135.5	
727	900	Motor Vehicle Exhaust Emission Program	21.8 ...	EPA	21.8	...	...	Provides funds to conduct research, test and evaluation processes: for the collection and analysis of data concerning the pollutant characteristics of vehicle exhaust emissions; for determination of accuracy and reliability of emission testing equipment and devices; and for development of recommendations for technically and economically fessible standards for determination and control of excessive vehicle emission pollutants.
		1. Vehicle Safety Research						
		2. Personal Services			20.9	...	...	
		Benefits			.9	...	...	
		Agency Total			541.5	601.7	669.8	

INTRODUCTION OF WITNESSES

Mr. NATCHER. We have before the committee Mr. Joseph Murphy, the Director. Mr. Murphy, who do you have with you?

Mr. MURPHY. The Assistant Director for Administration, Mr. William J. Quinn, on my right.

Mr. Michael H. Sindler, Assistant Director for Operations.

Mr. William E. Cargill, Highway Safety Coordinator. Mr. Wiley W. Godsey, Chief of our Vehicle Research Office.

Dr. Theodore R. Pinckney, Medical Officer, and Mr. Lawrence Greenberg, Financial Management Officer for the Department.

Mr. NATCHER. We are delighted to have you all appear before the committee at this time.

GENERAL STATEMENT OF DIRECTOR MURPHY

Mr. Murphy, I believe you have a statement for the committee. Would you like to insert your statement in its entirety?

Mr. MURPHY. If you please.

[The statement follows:]

DEPARTMENT OF MOTOR VEHICLES, DISTRICT OF COLUMBIA, OPENING STATEMENT—CONGRESSIONAL HEARING, FISCAL YEAR 1974 APPROPRIATIONS

The Department of Motor Vehicles administers those motor vehicle laws, regulations and programs of the District of Columbia that establish, define and implement the Department's fundamental mission of safeguarding lives and property within the District. This mission is accomplished through conduct of operations, services and facilities that affect or concern every person within the District of Columbia—resident and transient—and result in the collection of substantial and progressively increasing District revenue (for example, from $9,482,000 in fiscal year 1962 to $22,830,500 in fiscal year 1972). In addition, the Department administers a variety of federally funded contracts and programs in the fields of highway safety, air quality control, and related areas.

Conduct of these activities in fiscal year 1974 will require: expenditure by the Department of approximately $3,976,500 in appropriated funds and $669,800 in Federal contract and grant funds; utilization of a personnel complement of approximately 300 regular, temporary, and special program employees; and operation of four primary and five secondary permanent facilities and two temporary field offices.

The Department administers a wide variety of broad functions, including: vehicle titling, registration and inspection; operator's permit examination, issuance and subsequent control; administration of owner's and operator's financial responsibility legislation; traffic safety education; regulatory control of public vehicles and their owners and operators; and research and development projects in motor vehicle administration and driver safety. These are important to four major District needs: highway safety; required public services; other-agency support; and revenue production.

Few other District agencies deal directly with so many individual residents (and transients) as does the Department of Motor Vehicles. For example, in fiscal year 1972, it conducted 1,118,400 transactions in just those matters requiring payment of a tax, fee, or service charge; it handled over 432,431 telephone calls through its switchboard facilities plus additional thousands through its direct-dial lines; and it provided face-to-face information and assistance at its public information counters alone to over 175,191 people.

In addition to conduct of its own fundamental programs, services and facilities, the Department of Motor Vehicles makes important contributions to programs and community services that, primarily, are the concern of other District agencies and organizations. Departmental vehicle title and registration records, driver's permit and related traffic violation data, and public-vehicle owner and operator records are important to local and other-jurisdiction enforcement agencies;

departmental cooperation in the controlled licensing of rehabilitated drug addicts provides an important assist to the operations of other District Government and private organizations concerned with the local drug problem; departmental research and development projects in vehicle exhaust emission control, in vehicle safety defect identification, and in vehicle-part degration studies are and will be of much value in the national and local effort to reduce air pollution and increase highway safety.

Basic workload in almost all operations and services of the Department is increasing continuously. To cite a few representative examples: in just the 1-year interval fiscal year 1971/fiscal year 1972, there has been an increase of 3.2 percent in vehicle registrations; 5.9 percent in vehicle safety inspecitons, 9.2 percent in learner's permits issued and 8.2 percent in public vehicle operator's licenses issued. For years, the trend of public and other-agency demands for departmental services and products has been upward, and there is no reason to presume this trend will change.

The broad objective of this Department has always been to contribute as effectively and efficiently as possible to the total District effort to provide the best possible municipal government for our city's residents and visitors. This objective is becoming more difficult to accomplish as demands increase on the limited resources available to the Department. These constraints have presented a serious challenge to keep our operations and services at a satisfactory level—a challenge this Department believes is being successfully met by a "total" effort on the part of all managers, supervisors and employees. Much of the success achieved has been the result of an intensified departmental management improvement program (combined with progressively more effective utilization of our data processing capability as well as our existing manpower) that has resulted both in important reductions in workload and operating problems and in the additional benefit of improved public services. Some examples of improvements effected in fiscal year 1972 and fiscal year 1973 are:

1. Forms and procedures related to the preparation and issuance of public vehicle licenses were redesigned and revised and special computer programs were developed so that the clerical time required to complete individual issuance transactions as well as public waiting time has been reduced substantially.

2. Responsibility for traffic records maintenance and related public information service functions was reassigned and improved procedures were developed within the Department. As a result, an ongoing operation of this unit that was providing certain information exclusively to other government agencies on a 24-hour-a-day, 7-day-a-week basis was eliminated. This action made it possible to reassign personnel formerly assigned to this night and weekend duty so that the Department now is providing better information and records services during regular working hours to both the public and other government agencies, and is able to maintain the records themselves on a more current basis.

3. The hours of operation of the Department's two vehicle safety inspection stations were changed to eliminate the previously required split shift and make it possible to open four instead of only two inspection lanes at each station during the critical early morning hours when customer demand was and still is greatest. This change resulted in a substantial reduction in public waiting time and in related complaints. Further study of this program is under way to determine if additional improvements in both effectiveness and public services can be achieved.

4. For over a year, this Department has been cooperating with the D.C. Health Services Administration's Drug Addiction Treatment Center as well as a growing number of similar, nongovernmental programs in a special driver licensing project for rehabilitated addicts. In support of the current thinking in this field (that opportunity to participate in the normal activities of the community contributes to the permanent "recovery" of the individual involved) and based on recommendations from officials of these rehabilitation programs, this Department reinstates the driver's permits of otherwise qualified drivers whose abstention from drug use has been clinically demonstrated over an extended period. This action by the Department, for example, may make it possible for a former addict to secure and/or hold a driving-related job so that his income level will be less critical to his successful permanent rehabilitation.

In addition to its continuing basic programs, operations and services, the Department also directs and administers important Federal-funded contracts and grants. The Director of Motor Vehicles, acting as "Governor's Representative,"

directs the planning, preparation, and general administration of the District's annual highway safety work program—a variety of important projects (approved and funded by the National Highway Traffic Safety Administration and the Federal Highway Administration) and conducted by various other District agencies as well as the Department of Motor Vehicles itself. These projects now include: the Department's own Medical Evaluation Unit (described later herein); programs in the District's Department of Human Resources established to stimulate public support of measures to reduce drunken driving, and, to improve emergency medical services to motor vehicle crash victims; and, high school driver training as well as professional driver training programs in the D.C. public schools. The Department of Motor Vehicles also administers a major contract (funded by the U.S. Department of Transportation) that will enable the Department to design, develop, and implement an on-line EDP system capable of storing data concerning vehicle registrations, vehicle accidents, inspection records, and records of vehicles involved in manufacturer's safety defect recall campaigns; that will permit the upgrading of the existing D.C. motor vehicle safety inspection process through the use and evaluation of addition sophisticated testing equipment; and, that will enable DOT to better meet its mission in the area of national vehicle inspection objectives and its compliance activities in the field of vehicle defect detection.

In fiscal year 1974, these types of Federal-funded activities will continue; two new projects will be undertaken in this Department alone. One—a campaign to provide traffic safety education—with emphasis on pedestrian safety—to school-age children. The second—a project to obtain and utilize special equipment to determine the feasibility of automated examination of applicants for District driver's licenses.

Plans of operation and estimates of necessary resources developed by the Department for next fiscal year were based on understanding and consideration of the substantial total community needs, priorities, and financial problems facing our District government. With these factors in mind, this Department's primary objective in fiscal year 1974 wil be to insure continuance of the level of functional effectiveness it has managed to attain with the resources currently available to it, and, wherever possible, to raise that level. However, there are six areas where the Department feels budget action is justified in fiscal year 1974 and will result in substantial additional benefit to the District and the Department and to the public and other organizations they both serve. These areas of need are covered in detail in the budget document itself; a brief summary of the six are presented here:

1. Authority (no additional funds) is requested to establish six additional positions in the Department to meet certain critical needs for low-level clerical and technical help to overcome growing public demands for departmental products and services. The cost of these positions (estimated at $34,000) will be absorbed by the Department by use of existing overtime funds and temporary clerk-hire funds that will not be needed if the new positions are approved.

2. Authority (no additional funds) is requested in the budget "Language" to permit the Department to pay the increased cost (from $1,200 to $1,500) of annual membership dues in the National Vehicle Equipment Safety Commission. The additional $300 will be absorbed by the Department from currently available funds.

3. An amount of $11,000 is requested to establish a program that will encourage cooperative local vehicle dealers to join in departmental efforts to distribute meaningful highway safety informational, instructional, and educational materials to vehicle buyers as well as to other groups and the general public.

4. An amount of $48,000 and three new positions are requested to continue the Department's Medical Evaluation Unit. This three-man team has been funded by the Federal Government since 1969; grant funds no longer will be available for this purpose after fiscal year 1973. The value of this unit to the District's highway safety program is substantial. Among its many activities, it conducts on-site personal interviews and medical evaluations, it reviews medical reports submitted by physicians, and takes other appropriate actions to determine the physical and/or mental condition of applicants for all types of District driver's permits and instructor's licenses; it makes recommendations to the Director of Motor Vehicles to grant or refuse permits and licenses to involved applicants; and it collaborates with appropriate officials of the Department, professional medical specialists and others in the development and/or revision of medical standards for drivers.

Without this unit, it will be necessary in fiscal year 1974 for this Department to revert to its pre-1969 condition where departmental action to insure the satisfactory physicial and mental condition of District-licensed drivers was inadequate at best. And, highway safety in the District will lose one of its more significant supporting activities.

5. An amount of $232,000 is requested to enable the Department to purchase the new multiyear bicentennial license tags that will be issued the general public in fiscal year 1974. These new tags will cost somewhat more than the regular-design metal multiyear tags now in use on District-registered vehicles because of their more graphic and colorful design. This increase is for the initial year of issuance only and will be reduced from the Department's budget in fiscal year 1975 as a nonrecurring expense.

6. An amount of $175,200 and 15 new positions (half-year funded) are requested to enable the Department to implement the first of two major phases in a comprehensive program leading to mandatory compliance of all District-registered vehicles with District exhaust emission control standards. The funding and positions requested here will permit the Department to establish a demonstration project in fiscal year 1974 based on a "voluntary compliance" concept that can be expanded to a mandatory program in fiscal year 1975 and future years. This approach is considered advantageous in that it will provide the Department with actual experience, with increasing expertise, and with the time needed to analyze, evaluate, and utilize these factors to modify the program in whatever manner is indicated to insure the most effective, efficient,, and economical operation before making compliance with the program's requirements mandatory for all District-registered vehicles.

This Department believes its budget presented here today—if approved—not only will insure that its products and services will continue to be provided the public with a high level of effectiveness and that it will continue its cooperative effort and contributions to the programs and operations of other important District agencies and organizations but that it also will permit the Department to increase its efforts toward achievement of the District's highway safety objectives.

PROPOSED LANGUAGE CHANGES

Mr. NATCHER. If you will, Mr. Murphy, explain the language changes that appear on page KB–18. Why are these changes necessary?

Mr. MURPHY. The first change removes the ceiling on traffic safety funds and makes the Traffic Safety Office an integral part of the Department rather than continuing it as a separate unit with respect to funds, there no longer will be an automatic ceiling on expenditures for staff safety education by the Department.

The second change will authorize the Department to pay the increasing annual membership dues in the Vehicle Equipment Safety Commission.

Mr. NATCHER. Mr. Myers, any questions up to this point?

Mr. MYERS. No questions.

ADMINISTRATION

Mr. NATCHER. Mr. Murphy, let's take up administration, where you are requesting one additional position under administrative management to be funded from money available for paid overtime. What do you have in mind here?

NEW POSITION TO ELIMINATE OVERTIME AND TEMPORARY PERSONNEL

Mr. MURPHY. Mr. Chairman, establishment of the six full-time jobs covered in our fiscal year 1974 budget, and including the one you just mentioned, is an idea of mine. In the past, because of peaks and valleys in our workload that can't be helped: for example, in the summertime we have this big load of young people who want permits

and in the spring we have the large number of people who have to register their vehicles, we have had to use an awful lot of overtime and some temporary clerks because of backlogs in our normal daily work. After reviewing this situation, I decided that rather than use so much money for overtime and part-year temporary clerks I would rather take the same amount from our base and use it to establish and pay permanent positions which, I believe, will be more effective and economical because we should get more and better quality work from full-time trained people than from overtime by regular employees or temporary help.

When you bring temporary people in, you have to train them and often by the time they are trained they leave you. I reviewed the Department's various divisions and offices and determined that there were six places where additional permanent full-time positions would be of more value to us than using overtime or hiring temporaries to handle frequently backlog situations.

GRADE LEVEL FOR NEW POSITION

Mr. NATCHER. What grade do we have here as far as this position is concerned?

Mr. MURPHY. Grade 3.

Mr. NATCHER. Mr. Myers?

Mr. MYERS. No questions.

TRAFFIC SAFETY (SEE P. 996)

Mr. NATCHER. Under traffic safety, you are requesting $11,000 for printing. Is this necessary?

Mr. MURPHY. This reflects an idea of the city council that we could dispense appropriate traffic safety leaflets and printed materials through the Automotive Trade Association and new and used vehicle dealers in the District so as to reach a lot more motorists in the interests of highway safety in this way than we are presently doing in the Department. That is the reason for the request for $11,000 for added printed materials.

Mr. NATCHER. Mr. Myers?

Mr. MYERS. No questions.

PERMIT CONTROL (SEE P. 997)

Mr. NATCHER. Next under permit control, you are requesting $48,000 and 3 new positions. Justify that, please.

SHIFT IN FUNDING FOR MEDICAL EVALUATION UNIT

Mr. MURPHY. The funds and positions you mention are for our Medical Evaluation Unit.

Mr. NATCHER. Formerly funded federally?

Mr. MURPHY. Yes, sir.

USE OF AVAILABLE FUNDS FOR FOUR NEW POSITIONS

However, in addition to the $48,000 and three new positions, we also are requesting approval to use of existing funds for four other per-

manent full-time positions in this Division. The reason for these four is much the same as for the one new position we just discussed in our Administrative Management Unit—to save money on overtime and temporary help. Two of the four would be in the Traffic Records Division—a revenue producing unit which has increased 70 percent in current years.

We charge 50 cents to the public for each such traffic record, issued (they are free to other Government agencies) and the demands have become almost astronomical over the last few years. As a result we have had to use a lot of overtime just to keep up with the workload and we still are not current. This is a continuing problem now because old traffic records are not as valuable as up-to-date ones to insurance companies and other organizations which are entitled to them.

LEVEL OF STAFFING

Mr. NATCHER. How many positions do you have now in permit control?

What is your total?

Mr. MURPHY. I believe it is 76 at the present time.

Mr. NATCHER. Do you feel you could settle for one? You feel all three are necessary?

Mr. MURPHY. If you are referring to the three new positions for our medical education unit. I feel all three are necessary in order to do the work we are called on to do in this important area. We also need the other four positions I have mentioned.

Mr. NATCHER. Mr. Myers?

FULL-TIME MEDICAL OFFICER

Mr. MYERS. Would this medical officer be a full-time employee?

Mr. MURPHY. He is now.

Mr. MYERS. The new one.

Mr. MURPHY. Dr. Pinckney, our medical officer, is a full-time employee paid under a Federal grant.

Mr. MYERS. He is on board already?

Mr. MURPHY. Yes, sir.

Mr. MYERS. All three of these people are on board?

MEDICAL EVALUATION PROGRAM

Mr. MURPHY. That is correct. They have been paid through a Federal grant for the past several years. However, as you know, under the Department of Transportation's policy, they will fund a worthwhile project for up to a 3-year period, but after that they expect the Agency to take it and fund it. There is no question in our mind that this medical evaluation unit is required. Under the Highway Safety Act (standard 305) there is a statement that each State motor vehicle department will have a medical advisory board or equivalent allied professional health unit to advise the director or the driver licensing agency on medical criteria and vision standards. That was the reason for instituting this unit and its position in the first place.

Because Federal funds to continue this unit will not be available in fiscal year, we are requesting that this program be made a permanent part of our Department and that it be supported by appropriated funds like our other departmental activities.

SCOPE OF MEDICAL EXAMINATIONS

Mr. MYERS. Do you physically look at the individuals who are asking for permits or do you review the records?

Dr. PINCKNEY. I see the records of any applicant who demonstrates some physical disability or who may admit that he has certain physical or mental disabilities when he applies for his permit or for renewal. I see his record. Usually I ask for a medical report from his own physician, which I evaluate. In some cases this necessitates either additional information or it may require that the applicant present himself for at least visual observation.

Mr. MYERS. The decisions in these cases are based on your judgment and are discretionary with you, is that correct?

Dr. PINCKNEY. Yes, sir. However, I do have a Medical Advisory Committee to which I can refer for assistance.

Mr. MYERS. Thank you.

VEHICLE CONTROL (SEE PP. 998–999)

Mr. NATCHER. Mr. Murphy, under vehicle control, you are requesting an increase of $407,200 and 15 additional positions.

COST OF BICENTENNIAL LICENSE PLATES

First under registration, you have an increase of $232,000 for purchase of new multiyear Bicentennial license tags.

Mr. Murphy, what is the cost per set of plates, and how much of an increase per plate would this be? This is an increase in the cost of license plates?

Mr. MURPHY. The difference in the procurement cost of Bicentennial compared to our present style metal plates varies according to the category of plate involved. For example, Bicentennial passenger tags will cost our Department about 5 cents more per year than our present plates, the Bicentennial commercial tags will cost about 60 cents more per year than our present plates. The main reason for the increase is the design of Bicentennial tags. We have a sample here, of the new Bicentennial tags, if the Chairman would like to see it.

DESCRIPTION OF BICENTENNIAL LICENSE PLATES

Mr. SINDLER. Mr. Chairman, this is a mockup of the plate. It says "1776 Bicentennial 1976" across the top of the plate. It is a 3-color plate, as you can see. It has a Capitol dome in the middle. This is the original drawing of it. This was the dome the diemaker thought would look best. This dome (exhibiting first-cut die of the dome), will replace the dash in the present plates. The red lines will be about that thickness (indicating) going through the plate horizontally—one above and one below the numbers) on the license plate. It will be a rimless plate with no blue edge on frame around it. It will have a depression

here in the lower right hand corner [indicating] to put the renewal stickers on so they don't wind up all over the plate like they did the previous plates.

ADDITIONAL COST FOR DESIGN OF BICENTENNIAL PLATES

Mr. NATCHER. What would be the additional cost of these particular plates?

Mr. MURPHY. About $232,000 in addition to the funds presently in our base for license tags.

NO ADDITIONAL CHARGE TO PURCHASER

Mr. NATCHER. I go in and say I would like to have a set of Bicentennial plates. What are you going to charge me? Any charge?

Mr. MURPHY. There will be no additional charge for Bicentennial tags. Everyone will pay the prescribed registration and related fees.

Mr. NATCHER. The increase would be for the license plates for all of those vehicle owners who generally buy license plates in the District; is that correct?

Mr. MURPHY. Mr. Chairman, as you know, we now issue a multiyear tag. It was supposed to be a 5-year tag. I stretched it 1 year and got 6 years out of it. Because of the upcoming Bicentennial (although one other State beat us to it—Pennsylvania) it was decided the District would design and issue a special license plate for the occasion, these multiyear type plates would be issued over a 3-year period.

Mr. NATCHER. It makes an attractive tag. You and I won't be here for the next one, so I'm glad it is an attractive one.

Mr. MURPHY. Yes.

Mr. NATCHER. Mr. Myers, try your hand on this.

NO EXTRA COST TO LICENSE PLATE BUYER

Mr. MYERS. As I understand, the additional cost to you to make the required number of plates would be $232,000, but you are not passing any of this on to the purchaser of the plates; they still remain the same price?

Mr. MURPHY. $232,000 is correct.

NUMBER OF REGISTERED VEHICLES IN CITY

Mr. MYERS. How many registered vehicles are there in the District of Columbia?

Mr. MURPHY. A good figure is 270,000 for 1973. I could get an exact figure, as of today, from a computer run. The gross registrations in the year run over that figure because of tag transfers, etc. It runs a little over 300,000.

Mr. MYERS. If I recall the procedure here, when you buy a license tag you pay the excise tax or personal property tax on the automobile?

Mr. MURPHY. Only when you buy your Certificate of Title. It is an excise tax on the title, not on the registration.

Mr. MYERS. Is there any annual tax other than the license plates?

Mr. MURPHY. No.

LICENSE PLATE FEES

Mr. MYERS. What are the license plate fees?

Mr. MURPHY. $33.50 and $53.50 for passenger vehicles and a graduated scale for trucks.

Mr. MYERS. If I buy a new Rolls, I pay $53.50. If I buy a 1955 Volkswagen what do I pay?

Mr. MURPHY. The charge is governed by the vehicle's weight, 3,399 pounds is the break point.

Mr. MYERS. Thank you.

EXHAUST EMISSION CONTROL PROGRAM

Mr. NATCHER. Under inspection you are requesting an increase of $175,200 and 15 new positions for the exhaust emission control program.

Is this now in operation?

Mr. MURPHY. No, it is not.

Mr. NATCHER. Not placed in operation?

Mr. MURPHY. No.

Mr. NATCHER. If this request is approved, it would be in operation in fiscal year 1974?

Mr. MURPHY. Yes, the last half of the year.

Mr. NATCHER. Has this type of program generally been approved as far as the Environmental Protection Agency is concerned?

Is this a matter that is handled entirely by the city?

Mr. GODSEY. This is handled by the city. In the District implementation plan submitted under the Clean Air Act, this is part of the strategy for the air quality control for the District of Columbia.

COURT ACTION AND AIR QUALITY CONTROL PLAN

Mr. MURPHY. Mr. Chairman, here is the document of which Mr. Godsey speaks. The 1970 amendments to the Clean Air Act require the EPA to set up the national air quality standards and as a result of court action in the U.S. District Court for the District of Columbia, it was held that no later than April of this year a plan implementing air quality control had to be submitted to the Environmental Protection Agency. When Congress enacted the Clean Air Act it recognized automobiles contribute as a primary source of hydrocarbons, carbon monoxide and oxides of nitrogen, and wrote a number of related requirements into the Clean Air Act.

In this area there is a National Capital Interstate Air Quality Control Region composed of the District of Columbia and nearby counties, including Prince William and Loudoun Counties of the State of Virginia. In the District of Columbia there is a Bureau of Air and Water Quality Control which revised and updated this document and submitted same last month. To meet these air quality standards the program that we propose here was devised so that we can set up a prototype program in which quantitative data can be analyzed to validate a compulsory emission control program.

INSPECTION PROGRAM TO BE VOLUNTARY

What we mean by compulsory (as distinguished from voluntary) is that all vehicles will have to be tested as they go through the District inspection stations. However, since we do not yet know all the facts and there are no precedents for minimum standards at this time for vehicles-in-use, vehicles will not be rejected because they are above or below a certain emission standard. However, based on the information that we gain during the fiscal year 1974 voluntary programs we will be able to set up specific standards which will be proposed for adoption by the City Council. After that, it will be compulsory that all vehicles meet the District established standards or be rejected because they have failed. The compulsory program will require additional funds for a small computer to sequence check test modes to assure quality control and accuracy of results. Additionally, this approach will provide a diagnosis of vehicles malfunctions, if present.

One of the things we have to consider in addition to the goal of reducing hydrocarbons and other pollutants in the air is the consumer's position, because high level requirements could run into undue costs for the vehicle owner and perhaps might put more vehicles off the road than is necessary. Since there is no precedent for guidance at the present time, we believe it is important to conduct a prototype or demonstration program on a voluntary basis for a period long enough to enable us to come up with some reasonable, effective standards that we can translate into regulations.

NEW POSITIONS FOR EMISSION CONTROL PROGRAM

Mr. NATCHER. Mr. Murphy, you are requesting 15 new positions. Couldn't you settle for three?

Mr. MURPHY. I would have to defer to Mr. Godsey.

Mr. GODSEY. This 15 figure was arrived at by the fact that the emission control program requires at least an additional man to inspect each vehicle. To meet the demands of the public it will require additional operating hours for the station. We contemplate in this program to expand the station operating hours from the present 8 hours to 11 hours a day, which would be 55 hours a week, to offset the additional time required for the emission testing.

Mr. NATCHER. Which would require overtime or additional employees?

Mr. GODSEY. Yes, sir.

Mr. NATCHER. Which?

Mr. GODSEY. It would require additional employees. Overtime again, as Mr. Murphy pointed out, is paying premium rates to do the same work. When you project the time required for the additional work of emission inspection, we feel with 55 hours a week we could balance out and provide the same service to the public without undue waiting.

GRADE LEVEL FOR INSPECTION EMPLOYEES

Mr. NATCHER. What would you pay these additional employees? GS–7?

Mr. GODSEY. Yes, GS–7.

Mr. NATCHER. $8,572 for GS–6's and $9,520 for GS–7's?

Mr. GODSEY. Yes, sir. Our request is for 15 GS–7's.

Mr. NATCHER. You have to pay that high to get them?

Mr. GODSEY. Yes, sir. Then we have a problem of recruiting qualified people.

Mr. NATCHER. Mr. Myers?

REGULATION FOR EXHAUST EMISSION CONTROL PROGRAM

Mr. MYERS. Do you feel the Clean Air Act requires that you implement this program?

Mr. GODSEY. This is part of the control strategy contained in the District of Columbia implementation plan.

Mr. MYERS. Is it under the Federal statute that you do this?

Mr. GODSEY. No. Not at this time. The only thing EPA requires is the implementation plan be submitted to maintain air quality standards.

Mr. MYERS. They issue no guidelines with that requirement?

REGIONAL AIR QUALITY CONTROL PLAN

Your standards will probably be different than those across the river? What happens if someone from another jurisdiction where the standards are not the same as yours drives into the District of Columbia?

Mr. GODSEY. Mr. Murphy pointed out there is a Washington region which includes surrounding counties in Maryland and Virginia. They have adopted the same plan. However, there are no levels established in the plan. We are proposing that this be a prototype program to sift down these plans from which hopefully the surrounding jurisdictions can benefit.

NO INCREASE PROPOSED IN INSPECTION FEE

Mr. MYERS. The auto owner now pays an inspection fee when he has his auto inspected. Will this be increased?

Mr. GODSEY. It is not proposed at this time, no.

Mr. MYERS. That is all.

Mr. NATCHER. Mr. Murphy, we want to thank you and your associates for appearing before our committee at this time in behalf of your budget request for fiscal 1974.

Mr. MURPHY. Thank you, Mr. Chairman.

ENVIRONMENTAL SERVICES

Mr. NATCHER. We take up next, the fiscal year 1974 requests for "Environmental Services" which totals $45,873,000 in operating funds and $15,756,000 in capital funds. The two agencies included in this appropriation are the Department of Environmental Services and the Washington Aqueduct.

We will insert the budget table in the record at this point.

[The table referred to follows:]

[In thousands of dollars]

Agency	Actual, fiscal year 1972	Estimated, fiscal year 1973	Requested, fiscal year 1974
Total operating funds:			
Environmental Services	[1] 38,966.1	[1] 46,328.3	[1] 47,586.8
District of Columbia funds	35,249.2	38,891.4	[3] 40,442.3
Grants	2,563.9	3,102.6	[2] 2,810.2
Washington Aqueduct	5,104.8	5,418.4	5,430.7
District of Columbia funds	5,104.8	5,418.4	5,430.7
Grants			
Total	[1] 44,070.9	[1] 51,746.7	[1] 53,017.5
District of Columbia funds	40,354.0	44,309.8	[3] 45,873.0
Grants	2,563.9	3,102.6	[2] 2,810.2
Total capital funds:			
Environmental services	85,082.5	5,670.0	8,756.0
District of Columbia funds	80,870.0	5,670.0	8,756.0
Grants	4,212.5		
Washington Aqueduct	2,295.0	1,000.0	7,000.0
District of Columbia funds	2,295.0	1,000.0	7,000.0
Grants			
Total	87,377.5	6,670.0	15,756.0
District of Columbia funds	83,165.0	6,670.0	15,756.0
Grants	4,212.5		

[1] Includes non-District reimbursements.
[2] Federal grant estimates assume the continuation of current grant programs.
[3] Includes revenue-sharing funds.

MONDAY, MAY 14, 1973.

DEPARTMENT OF ENVIRONMENTAL SERVICES

WITNESSES

JAMES P. ALEXANDER, DIRECTOR
WILLIAM C. McKINNEY, DEPUTY DIRECTOR
MALCOLM C. HOPE, DIRECTOR, ENVIRONMENTAL PLANNING
EDWARD R. LINGENFELTER, BUDGET OFFICER

Mr. NATCHER. Now we take up the Department of Environmental Services, where the amount requested is $40,442,300 and 3,177 full-time positions and 317 temporary positions. The increase is $2,618,300 and 61 additional full-time positions. We will insert the justification material in the record at this point.

[The justification material follows:]

DISTRICT OF COLUMBIA GOVERNMENT		SCHEDULE 1		
AGENCY: Environmental Services	CATEGORY:	SUBCATEGORY:	BUDGET UNIT:	CODE: LA

FINANCIAL SUMMARY

Resource Category	Description		Past Year FY 1972 Obligations	Current Year FY 1973 Allotment	Budget Year FY 1974 Adjusted Base	Budget Year FY 1974 Increase	Budget Year FY 1974 Request	Recommended
OPERATING	D.C. FUNDS		35,212.3	38,891.4	37,233.0	2,018.8	39,251.8	
	REVENUE SHARING FUNDS		...	...	591.0	599.5	1,190.5	
	FEDERAL GRANTS		2,563.9	3,102.6	2,742.9	67.3	2,810.2	
	OTHER		28.8	4,237.7	4,237.7	...	4,237.7	
	REIMBURSEMENTS	District (non add)	(1,063.4)	(1,074.3)	(1,074.3)	...	(1,074.3)	
		Non-District	86.5	96.6	96.6	...	96.6	
	Total Operating		37,891.5	46,328.3	44,901.2	2,685.6	47,586.8	
CAPITAL IMPROVEMENTS	D.C. FUNDS		24,104.4	5,670.0	8,756.0	...	8,756.0	
	REVENUE SHARING FUNDS		...	...	...	...	...	
	FEDERAL GRANTS		4,212.5	...	...	...	...	
	Total Capital Improvements		28,316.9	5,670.0	8,756.0	...	8,756.0	

MANPOWER SUMMARY

D.C. POSITIONS	AUTHORIZED PERMANENT	3,386	3,120	3,116 [1]	61 [2]	3,177	
	• Full Time	(3,386)	(3,120)	(3,116)	(61)	(3,177)	
	• Part Time	...	...	...	...	...	
	TEMPORARY	234	318	317	...	317	
REVENUE SHARING POSITIONS		...	...	...	...	..	
GRANT POSITIONS		237	247	218	6	224	
REIMBURSABLE POSITIONS		...	...	...	...	...	
GRAND TOTAL		3,857	3,685	3,651	67	3,718	

Revised 10/72

1/ This includes 6 positions funded from Revenue Sharing
2/ This includes 31 positions funded from Revenue Sharing

DISTRICT OF COLUMBIA GOVERNMENT

SCHEDULE 2

AGENCY: Environmental Services

DETAIL OF D.C. POSITIONS AND FUNDS

Description		Past Year Fy 19 72 Obligations	Current Year FY 1973 Allotment	Budget Year-- FY 1974 Adjusted Base	Budget Year-- FY 1974 Increase	Budget Year-- FY 1974 Request	Recommended
POSITIONS	POSITIONS AVAILABLE	3,386	3,120	3,116	61	3,177	
	POSITIONS FUNDED	2,615	2,776	2,668	53	2,721	
	POSITION LAPSE (percent)	17.7	6.0	9.5		9.6	
D.C. FUNDS	Operating — GENERAL	17,989.4	18,669.4	18,671.8	188.2	18,860.0	
	Operating — Water	6,230.1	6,560.2	6,447.7	105.4	6,553.1	
	Operating — Sanitary Sewage Works	10,976.8	13,646.1	12,097.8	1,725.2	13,823.0	
	Operating — Metropolitan Area Sewage Works	16.0	15.7	15.7	...	15.7	
	Operating — Revenue Sharing	...	...	591.0	599.5	1,190.5	
	Operating — TOTAL OPERATING	35,212.3	38,891.4	37,824.0	2,618.3	40,442.3	
	Capital Improvements — GENERAL	7,997.9	3,450.0			4,316.0	
	Capital Improvements — Water	3,816.2	1,200.0			2,440.0	
	Capital Improvements — Sanitary Sewage Works	12,186.8	1,020.0	2,000.0		2,000.0	
	Capital Improvements — Metropolitan Area Sewage Works	103.5	...			...	
	Capital Improvements — TOTAL CAPITAL	24,104.4	5,670.0			8,756.0	
	TOTAL D.C. FUNDS	59,316.7	44,561.4			49,198.3	

DISTRICT OF COLUMBIA GOVERNMENT			SCHEDULE 3	
AGENCY: Environmental Services	CATEGORY:	CODE: LA	FUNDING SOURCE: Total - All Funds	Continuation Sheet Page 1 Of 7

OBJECT CLASS SUMMARY–OPERATING FUNDS

Object Classes		Past Year FY 1972 Obligations	Current Year FY 1973 Allotment	Budget Year FY 1974			Recommended
Expense Category	Title			Adjusted Base	Increase	Request	
PERSONAL SERVICES	PERMANENT POSITIONS AVAILABLE (non-add)	32,226.0	30,952.5	31,123.8	590.8	31,714.6	
	PERMANENT POSITIONS FUNDED	26,521.7	28,987.3	27,930.2	479.9	28,410.1	
	OTHER THAN PERMANENT POSITIONS FUNDED	201.2	72.5	59.0	...	59.0	
	OTHER PERSONNEL COMPENSATION	2,038.4	572.3	572.3	...	572.3	
	• Night Work Differential	(6.3)	(2.6)	(2.6)	...	(2.6)	
	• Holiday Pay	(121.3)	(84.6)	(84.6)	...	(84.6)	
	• Overtime Pay	(1,702.5)	(361.9)	(361.9)	...	(361.9)	
	• Standby	(...)	(6.8)	(6.8)	...	(6.8)	
	• Terminal Leave	(122.1)	(26.3)	(26.3)	...	(26.3)	
	• Sunday Premium	(86.2)	(90.1)	(90.1)	...	(90.1)	
	TOTAL PERSONNEL COMPENSATION	28,761.3	29,632.1	28,561.5	479.9	29,041.4	
	PERSONNEL BENEFITS: civilian employees	2,511.6	2,421.3	2,331.7	38.9	2,370.6	
	BENEFITS FOR FORMER PERSONNEL	...	...	...	...	...	
	Total Personal Services	31,272.9	32,053.4	30,893.2	518.8	31,412.0	
OTHER OPERATING	TRAVEL AND TRANSPORTATION OF PERSONS	26.3	38.2	43.6	6.9	50.5	
	TRANSPORTATION OF THINGS	41.8	25.8	153.3	...	153.3	
	RENT, COMMUNICATIONS AND UTILITIES	1,329.0	2,104.6	1,946.9	299.8	2,246.7	
	PRINTING AND REPRODUCTION	61.0	27.1	30.6	1.2	31.8	
	OTHER SERVICES	2,330.6	3,775.0	4,116.4	1,044.0	5,160.4	
	SUPPLIES AND MATERIALS	2,173.3	6,771.2	6,421.1	181.2	6,602.3	
	EQUIPMENT TO BE CAPITALIZED	425.9	1,151.9	942.8	628.2	1,571.0	
	EQUIPMENT NOT TO BE CAPITALIZED	10.0	...	...	...	...	
	GRANTS AND SUBSIDIES	10.4	47.0	47.0	...	47.0	
	INSURANCE CLAIMS AND INDEMNITIES	.1	...	...	...	...	
	REFUNDS	...	...	...	...	...	
	Indirect Costs	210.2	334.1	306.3	5.5	311.8	
	Total Other Operating	6,618.6	14,274.9	14,008.0	2,166.8	16,174.8	
	TOTAL OPERATING	37,891.5	46,328.3	44,901.2	2,685.6	47,586.8	

DISTRICT OF COLUMBIA GOVERNMENT			SCHEDULE 3	
AGENCY: Environmental Services	CATEGORY: LA	CODE:	FUNDING SOURCE: D.C. Funds	Continuation Sheet Page 2 Of 7

OBJECT CLASS SUMMARY–OPERATING FUNDS

Object Classes		Past Year FY 1972 Obligations	Current Year FY 1973 Allotment	Budget Year FY 1974			Recommended
Expense Category	Title			Adjusted Base	Increase	Request	
PERSONAL SERVICES	PERMANENT POSITIONS AVAILABLE (non-add)	30,206.2	28,815.2	29,051.4	252.8	29,304.2	
	PERMANENT POSITIONS FUNDED	24,871.9	27,090.5	26,283.5	208.8	26,492.3	
	OTHER THAN PERMANENT POSITIONS FUNDED	145.7	...	...	...	...	
	OTHER PERSONNEL COMPENSATION	2,038.4	572.3	572.3	...	572.3	
	• Night Work Differential	(6.3)	(2.6)	(2.6)	...	(2.6)	
	• Holiday Pay	(121.3)	(84.6)	(84.6)	...	(84.6)	
	• Overtime Pay	(1,702.5)	(361.9)	(361.9)	...	(361.9)	
	• Standby	(...)	(6.8)	(6.8)	...	(6.8)	
	• Terminal Leave	(122.1	(26.3)	(26.3	...	(26.3)	
	• Sunday Premium	(86.2)	(90.1)	(90.1)	...	(90.1)	
	TOTAL PERSONNEL COMPENSATION	27,056.0	27,662.8	26,855.8	208.8	27,064.6	
	PERSONNEL BENEFITS: civilian employees	2,376.7	2,258.6	2,194.1	16.6	2,210.7	
	BENEFITS FOR FORMER PERSONNEL	...	...	...	...	...	
	Total Personal Services	29,432.7	29,921.4	29,049.9	225.4	29,275.3	
OTHER OPERATING	TRAVEL AND TRANSPORTATION OF PERSONS	17.7	18.8	24.2	...	24.2	
	TRANSPORTATION OF THINGS	41.8	25.8	153.3	...	153.3	
	RENT, COMMUNICATIONS AND UTILITIES	1,305.8	2,081.6	1,911.4	291.5	2,202.9	
	PRINTING AND REPRODUCTION	53.5	22.6	27.1	...	27.1	
	OTHER SERVICES	1,837.2	1,869.6	2,231.4	1,004.8	3,236.2	
	SUPPLIES AND MATERIALS	2,101.4	3,816.0	3,450.9	115.9	3,566.8	
	EQUIPMENT TO BE CAPITALIZED	401.7	1,110.2	359.4	381.2	740.6	
	EQUIPMENT NOT TO BE CAPITALIZED	10.0	...	...	...	...	
	GRANTS AND SUBSIDIES	10.4	25.4	25.4	...	25.4	
	INSURANCE CLAIMS AND INDEMNITIES	.1	...	...	...	...	
	REFUNDS	...	...	...	...	...	
	Total Other Operating	5,779.6	8,970.0	8,183.1	1,793.4	9,976.5	
	TOTAL OPERATING	35,212.3	38,891.4	37,233.0	2018.8	39,251.8	

DISTRICT OF COLUMBIA GOVERNMENT			SCHEDULE 3	
AGENCY: Environmental Services	CATEGORY:	CODE: LA	FUNDING SOURCE: Revenue Sharing	Continuation Sheet Page 3 Of 7

OBJECT CLASS SUMMARY–OPERATING FUNDS

Object Classes		Past Year FY 1972 Obligations	Current Year FY 1973 Allotment	Budget Year FY 1974			Recommended
Expense Category	Title			Adjusted Base	Increase	Request	
PERSONAL SERVICES	PERMANENT POSITIONS AVAILABLE (non-add)	...	...	...	...	...	
	PERMANENT POSITIONS FUNDED	...	...	42.3	216.4	258.7	
	OTHER THAN PERMANENT POSITIONS FUNDED	...	...	...	...	...	
	OTHER PERSONNEL COMPENSATION	...	...	...	...	...	
	• Night Work Differential	...	...	...	...	...	
	• Holiday Pay	...	...	...	...	...	
	• Overtime Pay	...	...	...	...	...	
	• Standby	...	...	...	...	...	
	• Terminal Leave	...	...	...	...	...	
	•	...	...	...	...	...	
	TOTAL PERSONNEL COMPENSATION	...	...	42.3	216.4	258.7	
	PERSONNEL BENEFITS: civilian employees	...	...	...	17.3	17.3	
	BENEFITS FOR FORMER PERSONNEL	...	...	...	...	...	
	Total Personal Services	...	...	42.3	233.7	276.0	
OTHER OPERATING	TRAVEL AND TRANSPORTATION OF PERSONS	...	...	...	7.6	7.6	
	TRANSPORTATION OF THINGS	...	...	...	...	...	
	RENT, COMMUNICATIONS AND UTILITIES	...	...	...	8.3	8.3	
	PRINTING AND REPRODUCTION	...	...	...	1.2	1.2	
	OTHER SERVICES	...	...	...	37.4	37.4	
	SUPPLIES AND MATERIALS	...	...	...	64.3	64.3	
	EQUIPMENT TO BE CAPITALIZED	...	...	548.7	247.0	795.7	
	EQUIPMENT NOT TO BE CAPITALIZED	...	...	...	...	...	
	GRANTS AND SUBSIDIES	...	...	...	...	...	
	INSURANCE CLAIMS AND INDEMNITIES	...	...	...	...	...	
	REFUNDS	...	...	...	...	...	
	Total Other Operating			548.7	365.8	914.5	
	TOTAL OPERATING	...	...	591.0	599.5	1,190.5	

DISTRICT OF COLUMBIA GOVERNMENT			SCHEDULE 3	
AGENCY: Environmental Services	CATEGORY:	CODE: LA	FUNDING SOURCE: Federal Grants	Continuation Sheet Page 4 Of 7

OBJECT CLASS SUMMARY–OPERATING FUNDS

Object Classes		Past Year FY 1972 Obligations	Current Year FY 1973 Allotment	Budget Year FY 1974			Recommended
Expense Category	Title			Adjusted Base	Increase	Request	
PERSONAL SERVICES	PERMANENT POSITIONS AVAILABLE (non-add)	2,019.8	2,137.3	2,003.5	56.3	2,059.8	
	PERMANENT POSITIONS FUNDED	1,628.9	1,896.8	1,604.4	54.7	1,659.1	
	OTHER THAN PERMANENT POSITIONS FUNDED	20.9	13.5	...	...	...	
	OTHER PERSONNEL COMPENSATION	...	...	...	...	...	
	• Night Work Differential	...	...	...	...	...	
	• Holiday Pay	...	...	...	...	...	
	• Overtime Pay	...	...	...	...	...	
	• Standby	...	...	...	...	...	
	• Terminal Leave	...	...	...	...	...	
	•	...	...	...	...	...	
	TOTAL PERSONNEL COMPENSATION	1,649.8	1,910.3	1,604.4	54.7	1,659.1	
	PERSONNEL BENEFITS: civilian employees	130.2	157.7	132.6	5.0	137.6	
	BENEFITS FOR FORMER PERSONNEL	...	...	...	...	...	
	Total Personal Services	1,780.0	2,068.0	1,737.0	59.7	1,796.7	
OTHER OPERATING	TRAVEL AND TRANSPORTATION OF PERSONS	8.6	19.4	19.4	(.7)	18.7	
	TRANSPORTATION OF THINGS	...	...	...	...	...	
	RENT, COMMUNICATIONS AND UTILITIES	23.2	23.0	35.5	...	35.5	
	PRINTING AND REPRODUCTION	7.5	4.5	3.5	...	3.5	
	OTHER SERVICES	465.3	546.3	525.9	1.8	527.7	
	SUPPLIES AND MATERIALS	58.5	64.1	79.1	1.0	80.1	
	EQUIPMENT TO BE CAPITALIZED	10.6	21.6	14.6	...	14.6	
	EQUIPMENT NOT TO BE CAPITALIZED	...	...	...	...	...	
	GRANTS AND SUBSIDIES	...	21.6	21.6	...	21.6	
	INSURANCE CLAIMS AND INDEMNITIES	...	...	...	...	...	
	REFUNDS	...	...	...	...	...	
	INDIRECT COSTS	210.2	334.1	306.3	5.5	311.8	
	Total Other Operating	783.9	1,034.6	1,005.9	7.6	1,013.5	
	TOTAL OPERATING	2,563.9	3,102.6	2,742.9	67.3	2,810.2	

DISTRICT OF COLUMBIA GOVERNMENT

SCHEDULE 3

AGENCY: Environmental Services | CATEGORY: | CODE: LA | FUNDING SOURCE: OTHER | Continuation Sheet Page 5 Of 7

OBJECT CLASS SUMMARY–OPERATING FUNDS

Object Classes		Past Year FY 1972 Obligations	Current Year FY 1973 Allotment	Budget Year FY 1974			Recommended
Expense Category	Title			Adjusted Base	Increase	Request	
PERSONAL SERVICES	PERMANENT POSITIONS AVAILABLE (non-add)	...	...	...	...	...	
	PERMANENT POSITIONS FUNDED	...	...	...	...	...	
	OTHER THAN PERMANENT POSITIONS FUNDED	...	...	...	...	...	
	OTHER PERSONNEL COMPENSATION	...	...	...	...	...	
	• Night Work Differential	...	...	...	...	...	
	• Holiday Pay	...	...	...	...	...	
	• Overtime Pay	...	...	...	...	...	
	• Standby	...	...	...	...	...	
	• Terminal Leave	...	...	...	...	...	
	•	...	...	...	...	...	
	TOTAL PERSONNEL COMPENSATION	...	...	...	...	...	
	PERSONNEL BENEFITS: civilian employees	...	...	...	...	...	
	BENEFITS FOR FORMER PERSONNEL	...	...	...	...	...	
	Total Personal Services	...	...	...	...	...	
OTHER OPERATING	TRAVEL AND TRANSPORTATION OF PERSONS	...	...	...	...	...	
	TRANSPORTATION OF THINGS	...	...	...	...	...	
	RENT, COMMUNICATIONS AND UTILITIES	...	...	...	...	...	
	PRINTING AND REPRODUCTION	...	...	...	...	...	
	OTHER SERVICES	28.1	1359.1	1359.1	...	1359.1	
	SUPPLIES AND MATERIALS	.7	2878.6	2878.6	...	2878.6	
	EQUIPMENT TO BE CAPITALIZED	...	...	...	...	...	
	EQUIPMENT NOT TO BE CAPITALIZED	...	...	...	...	...	
	GRANTS AND SUBSIDIES	...	...	...	...	...	
	INSURANCE CLAIMS AND INDEMNITIES	...	...	...	...	...	
	REFUNDS	...	...	...	...	...	
	Total Other Operating	28.8	4237.7	4237.7	...	4237.7	
	TOTAL OPERATING	28.8	4237.7	4237.7	...	4237.7	

part of the improvement can also be attributed to improvements in work practices of our crew members and to the cooperation of the two unions with which we work. The institution of the management information system is providing concrete information on production levels of the individual crews which will be helpful to the supervisors in insuring that work is properly completed and also will provide basic information on which we can further redesign the routes in order to better utilize existing staff in this phase of the solid waste operations. The availability of $163,800 for the purchase of ten additional compactor trucks for the collection of residential wastes will further enhance our capabilities which have from time to time been compromised because of breakdown of obsolete equipment and represents a first step in the planned retirement of such equipment. (Night operations on mobile equipment maintenance with increase our readiness potential by insuring availability of equipment for daily operation.)

Street cleaning operations are being upgraded to permit better utilization both of staff and equipment. Plans call for the further expansion of night street cleaning operations which are now making a major impact on the cleanliness of 60 major arterial streets and certain critical alleys in the District. This has been possible by the institution of restrictive parking patterns in order to permit a greater use of mechanical equipment. As noted earlier, this was one of the areas in which the community review of the operating budget recommended a substantial increase in level of activity. Obviously, the inability of the District to maintain public ways in a satisfactory condition has a deleterious effect on the conditions in the neighborhood. The budget provision of some $243,500 for 18 positions and 6 mechanical street sweepers will improve our capabilities in this area so that we may better deal with the more critical areas of the District on a continuing basis.

Under a Federal grant, we will shortly be initiating a District-wide surveillance system in order to determine—objectively and systematically—sanitation levels on all streets and alleys. This will permit a better deployment of forces and improved measure as to the effectiveness of operations.

We no longer handle wastes from the District facilities and have consummated a contract with private collectors for the handling of such wastes. This has freed certain of our resources to deal with basic sanitation problems of solid waste collection which we have not been able to handle in the past because of limited resources.

I am encouraged by the progress which has been made in this program over the past 18 months. Probably the best parameter on which to judge such improvement is the dramatic reduction in the number of complaints that are being received on missed collections, both regular and special. In a number of instances we have even been complimented by individuals and outside organizations on the improved appearance of the city because of the improvement in solid waste practices initiated by the Department. The fact remains, however, that we have a long way to go to attain a clean city.

SOLID WASTE DISPOSAL

Certain of the critical problems which faced us a year ago when I appeared before the Congress have now been resolved in the field of solid waste disposal. The four old outmoded incinerators which were prolific contributors to the air pollution problem in the District of Columbia have been closed during the past year. Incinerator No. 5 will be in complete operation this month. There is every evidence that the incinerator will operate as well or better than our earlier expectations and that there will be no difficulty in meeting the federally established standard on particulate emissions from the unit. Also, we recently completed and placed in operation a modern environmentally satisfactory landfill on District/Federal property at Lorton. This facility is being used to receive a major portion of the domestic and commercial solid waste generated within the District as well as the residues produced from incinerator No. 5. Arrangements have been made to accept quantities of solid waste from Arlington and Alexandria at the Lorton site. Agreement has been reached with Fairfax County officials in the development of the expanded sanitary landfill operation which will have a capacity in conjunction with our incineration facility to accept the waste at current levels of production from the District and surrounding jurisdictions for a period of approximately 18 years. The Lorton facility will ultimately serve as a combined resource recovery-sanitary landfill-recreational facility serving the residents of the District and certain of the surrounding jurisdictions. Planning is proceeding

95-872 O - 73 - pt. 2 -- 67

on the design of a resource recovery facility although the technology in this field has not advanced as rapidly as we had hoped.

The budget provides design funds for the conversion of the Fort Totten and Mount Olivet incinerators to transfer stations. Our current transfer facility on New Jersey Avenue is not adequate to meet the needs of the District and does result in some undue delay of crews and trucks in discharge of loads. The addition of two additional transfer facilities should alleviate this situation and reduce travel time to transfer stations because of their more strategic locations.

Excellent progress is being made in the final development of a balanced program of solid waste disposal using incinerator No. 5 (for a 5-year period), an approved sanitary landfill, and planning for a resource recovery facility. These combined facilities provide the necessary alternatives for the operation of an efficient disposal program to handle the approximately 3,000 tons of refuse generated daily within the District. The scale of operation requires a mix of resources in order that we may deal with emergency situations. The critical public health problems which result from a breakdown of disposal facilities do not permit reliance on a single method of disposal.

It is interesting to note that many of the recommendations contained in the Nelsen Commission Report dealing with the problems of solid waste handling within the District have been met during the past several months. Considerable criticism was leveled at our Department in the diversion of resources from other activities in order to maintain a twice weekly collection of household refuse. Through an arrangement with the authorities in the Department of Corrections, halfway house residents are available for temporary hiring to fill out sanitation crews so that we are able to man the collection routes without disrupting other essential services. Also, transfer of responsibility for solid waste collection from District facilities previously handled by this Department will provide an opportunity to make certain judgments as to efficiency of contract or commercial collection as opposed to municipal collections. The Nelsen Commission Report recommended that transfer type vehicles be used to transport solid waste over Federal highways for disposal on Federal land. This recommendation has been fully implemented since July 28, 1972. The street cleaning operations are being revised and upgraded on the basis of an increased level of utilization of mechanical equipment and an extension of street cleaning services into areas not previously served on a regular basis.

We have been able to place an additional 500 litter cans at strategic locations in the District to reduce problems of littering. The District contract with Pride, Inc. should be implemented beginning June 1973. The first commitment from Pride is the placement of some 2,000 litter cans at strategic sites mutually agreeable to this Department and to Pride, Inc.

Our purchase specifications for packer trucks are being rewritten to provide for the purchase of larger trucks as recommended by the Commission staff. Finally, the job responsibilities of the fourth man or lead man on the collection crews have been revised to include containerization of loose refuse, replacement of containers, and cleanup operations at the point of collection. The management information system is providing valuable data on which we can more precisely define collection routes. In my judgment, the major points raised by the Nelsen Commission Report in this area have been satisfied or are in the process of being satisfied.

FACILITY MAINTENANCE

The construction and operation of six new service area centers for waste collection, nine preventive maintenance shelters, three transfer stations and one sanitary landfill receiving area plus 23 other structures necessitate the establishment of facility maintenance function. The upgrading, daily maintenance, and repair of all facilities, for various reasons, has long been neglected. Establishment of this function will increase efficiency of facilities operations, cause fewer breakdowns and have long range economies. The establishment of a needed preventive maintenance program will be possible through the restructuring of this activity.

ENVIRONMENTAL CONTROL PROGRAMS

The environmental control program for which this Department is responsible has been plagued for many years with a static or reduced level of budgetary support. With the enactment of new regulations and expanded responsibilities

to deal with environmental control problems, it has been difficult to find the resources to carry out such responsibilities. In many cases, it has been necessary to resort to a complaint type of program where we react only at such time as a complaint is received rather than proceeding with an overall program which would prevent the generation of the problem and the complaint in the first instance.

The budget provides for an increase of $117,000 and nine health inspector positions which will permit us to better discharge our responsibilities in the overall field of food sanitation. The major thrust of the increase will permit an increased frequency of inspection in order to maintain an appropriate level of sanitation in food establishments at all times. The new parameters under which we are carrying forward this program provide that any food establishment with a rating of less than 70 percent on the sanitation scale is declared an imminent health hazard and is immediately closed. Those establishments with a rating of between 70 and 85 percent are given a 2-week warning notice during which time they are required to improve the sanitation level to a minimum of 85 percent. It is our objective to continue pressure in this direction in the hopes of attaining a minimum sanitation rating of 90 percent in all food establishments during fiscal year 1974. Further, we are reviewing with the other Departments involved the question of inspection fees with the thought that the necessary cost of inspection will be recovered through the charge for license or permit. It is our hope that the program can become self supporting.

There is a continuing increase in the level of responsibility in connection with air pollution control activities in the District. We participated with the surrounding jurisdictions and the Council of Governments in developing a strategy for the control of automobile emissions. Our continuing responsibilities under the provisions of the Federal Clean Air Act of 1970 will require an expanded staff. The budget provides for an additional eight positions and $123,000 which will permit a modest expansion in the level of program activity. The increased contribution by the District of Columbia is necessary in order to meet the matching requirements for program grants under the terms of the Federal legislation. It is essential that we have absolute information on the air pollution levels within the District in order that we may intelligently review and comment on the environmental impact related to further development within the District. The strategies that have been developed provide for such mechanisms as elimination of on-street parking in certain sections of the city, a moratorium on the construction of parking facilities, increased use of mass transit, imposition of parking taxes on commuter parking, implementation of an automobile inspection program for emission control, vapor recovery systems at filling stations, and related measures. The relatively simple mechanisms of increased car pooling and the restriction on free parking facilities to Federal and District employees should have a salutary effect on reducing air pollution levels from motor vehicles within the District.

The solid waste control regulations enacted by the Council provided the regulatory responsibility for the control of commercial operators in the solid waste collection and disposal field. Our limited resources have not permitted a complete implementation of the needed control program. This budget provides for $27,000 to support four positions to bolster the enforcement of the regulations.

Finally, the budget also provides $11,700 to support one position to strengthen the inspection program on drug stores and hazardous chemicals within the District. This action was recommended previously by the D.C. Council and has not been fully implemented because of a lack of resources.

GENERAL

The budget provides $74,000 for contractual training for upward mobility (water and sewer) and to improve job proficiency, morale, and both lateral and upward mobility for staff. Current operations have clearly demonstrated the benefits which accrue both to the Department and the employees by such training. It is estimated that formal training in various subjects will be given to some 725 employees during fiscal year 1974.

Our efforts in the area of equal employment opportunity are showing results. There is ample evidence that the image and creditability of the Department has improved over the past year. Most complaints which have been received relate to promotion and job assignments and have been resolved with a minimum of difficulty to the satisfaction of the employee and the Department.

CONCLUSION

Many of the program decisions reflected above have been based on a detailed consideration of alternative solutions to many of the problems that we face. Cost/benefit relationships have been explored in order to insure the greatest level of return on the investment of the taxpayer's dollar. A greater degree of sophistication in our approach will be forthcoming in the future as we generate additional management information on the various programs with particular reference to the input-output data. We are living in an age when the public is becoming increasingly sensitive to environmental problems and the need for the institution of adequate environmental control programs in many areas not previously considered. This has necessitated the making of certain difficult decisions through the transfer of resources between program entities in order to extend our coverage to the greatest possible degree. A good example of such a program is one which relates to noise control. In light of the Federal legislation which has been recently enacted, there will be increasing pressures on this Department to institute and support an adequate noise control program for the District of Columbia. In this respect, we are in the process of submitting to the Council our proposed regulations which will provide the basis for such a program. It must be recognized, however, that in addition to the regulatory authority that budgetary support is essential in order for us to carry out our responsibilities in this area.

ADMINISTRATION (SEE P. 1035)

Mr. NATCHER. Now, Mr. Alexander, under administration you are requesting an increase of $74,000 for training and career development. Justify that item for us, please.

TRAINING PROGRAMS AND CAREER DEVELOPMENT

Mr. ALEXANDER. As the chairman recalled, about a year and 9 months ago the Department was organized. One of the situations we found at that time was that of the approximately 1,200 men in solid waste management, few had been given any training. We found rather serious lack of supervisory training. We found one of the problems we had in getting work done throughout the organization was that there was a lack of emphasis on training programs. The funding in there is simply because of the training we have to provide to make certain men understand what they have to do and how to do it, and the supervisor understands how to help to get this done, for current tasks and new tasks as they have come along.

Development of incinerator No. 5 required training of a large number of people, use of transfer stations required training and our need for training has grown. We think some of the increased output we have been able to demonstrate stems from training. We think we need more of it.

Mr. NATCHER. Mr. Myers?

INCREASE IN OTHER SERVICES

Mr. MYERS. Your other services, Mr. Alexander, have gone up rather dramatically here in the last 2 years, from $432,000 to $658,000. Why has it increased so rapidly?

Mr. ALEXANDER. Basically much of what is in there is long since approved in prior years, and we are continuing the pattern. For example, that includes in my own office funds for the Advisory Committee of the Potomac River Basin. It is our partial share of it. We have funds in there for the Employee Skill Bank, so we can make certain we know the capacities of everybody and we can use them

properly. We have $34,794 for our share of the centralized computer system that is used. Other funds involve bringing on people with specific skills in the mechanic maintenance area. Rather than bringing on permanent staff, we go out and get people to do the job for us. It saves us committing ourselves to a man. There has been some increase in the amount of work we are doing in relining water mains and waste water equipment. We have an option on that, using capital outlay to build up a central staff of our own. Instead, we have been trying to reduce that forced labor force and go outside to contract more. That is where that comes from.

UNIFORM MAINTENANCE

I think we have gone up some $28,000, if I recall correctly, in uniform maintenance. That reflects the fact one of the things we found men had one uniform each and now we had to go to two so they would have adequate uniforms, which includes shoes.

CONTRACTUAL SERVICES

That is the range of the kind of things we use that for. The specific item that you are talking about, $647,000, included during the period of turnover from operation of Kenilworth Dump, operation of Oxon Pool and operation of I–95, Lorton project, we had cases in which we were closing down one landfill and reopening another, and we had, in order to get manpower for that to go to contract services rather than using manpower we don't have.

What this means is that if we need three tractors at Oxon Pool, we need three tractors at Lorton—so we go out and lease the men and the tractors to do the job. We only have three tractors. In the fiscal year 1974 budget there is a gradual phaseover back. As the Lorton project stabilizes to the use of manpower and equipment of our own. We want to get out of the contracting business.

CHANGES IN SOLID WASTE DISPOSAL FACILITIES

Mr. MYERS. Your increase for other services is going up all the time. Fifty percent a year.

Mr. ALEXANDER. That has been true largely because of the fact we did make this changeover from about July 1971 to now. We have completely gone out of the business of running four old incinerators and abandoned one landfill, and all that turnover means doubling up of operations.

Mr. MYERS. Not for this year. You are out of the woods this year but the amount requested is still going up?

Mr. ALEXANDER. Not entirely. We probably will. When we get authorization in the budget for the manpower to totally run the Lorton project, that will be as of July 1, whatever budget is approved. What happens is that we have to go through at that time through the recruitment phase and equipment purchasing phase before we get the manpower on. We have to contract in the interim.

Mr. MYERS. Thank you. That is all.

Water Resources Management Administration (See pp. 1036–1039)

Mr. Natcher. We take up next the Water Resources Management Administratiton, where you are requesting an increase of $1,756,600 and 10 new positions.

Any of the 10 necessary?

Mr. Alexander. Sir, I believe all of them are. The point is that the equipment is absolutely vital to us. We have been installing it to some degree on new equipment purchases for some time now, and we recently completed a survey to see where we measure up against industrial and other fleet-type operations in terms of the life we keep equipment moving.

Mr. Natcher. Do you have something for the record there? Do you have a breakdown?

NEW EQUIPMENT REQUESTED FOR 1974

Mr. Alexander. I will submit for the record subsequently, if you will, a record of the time and the time factors used by industry and others in getting the same kind of equipment.

Mr. Natcher. We will insert that in the record.

[The information follows:]

DEPARTMENT OF ENVIRONMENTAL SERVICES, MOBILE EQUIPMENT STATUS REPORT

FLEET RECAPITULATION

Vehicle category	Mobile and engineering equipment division, WRMA	Bureau of Mobile Equipment SWMA	Total
1. Administrative: Sedans, pickups, carry-all	168	110	278
2. Special Purpose: Mechanical sweepers, leaf collectors, loaders, sewer cleaners	37	106	143
3. Construction and engineering: Dozers, forklift, cranes, graders, scrapers	73	13	86
4. Over the road haul: Utility trucks, tractors-trailers, truck packers	212	265	477
5. Snow and ice removal program: Salt spreaders, blowers	44	101	145
6. Miscellaneous operational equipment		51	51
Total	534	646	1,180
Present fleet value:			
Department fleet	5,673,729	7,911,841	
Snow and ice program	400,000	1,158,000	
Total	6,073,729	9,069,841	15,143,570

DEPARTMENT OF ENVIRONMENTAL SERVICES

COMPARABILITY REPLACEMENT STANDARDS (AVERAGE LIFE EXPECTANCY)

Vehicle Category	City of Baltimore	General Services Administration	Manufactures/ industry standards	Department of Environmental Services
Administrative	5	[1] 6	5	6
Special purpose	8	9	7–8	9–10
Construction and engineering	[2] 6–10	[2] 8–9	6–9	[2] 10–12
Over the road haul	[2] 6–10	[2] 8	5–8	[2] 5–10

[1] Or 60,000 miles.
[2] Average.

Note: Department of Highways and Traffic Utilize GSA standards.

WATER RESOURCES MANAGEMENT ADMINISTRATION

BUREAU OF MAINTENANCE SERVICES

MOBILE AND ENGINEERING EQUIPMENT DIVISION

Use category

Category:	*No.*
Administrative	168
Special purpose	37
Construction type equipment	73
Over the road equipment	212
Snow and ice equipment	44
Total	534

NOTE.—Details have been furnished for the use of the committee.

Mr. ALEXANDER. We have one trailer that gets a fair amount of use, around since 1934, ready to go, and we have some ready to use 6 years; the average use is 5 and they are getting old.

NEW POSITIONS FOR WATER DISTRIBUTION

Mr. NATCHER. Mr. Alexander, under this same category of "Water Resources Management," you have an increase of $68,400 and 10 new positions for the water distribution program. Justify this item for us.

Mr. ALEXANDER. Those 10 positions are for maintenance of the valves and hydrants we have throughout the city. One of the programs that we have fallen behind on in the last 5 years has been keeping up with the pace of new development of maintenance of valves and hydrants. Those 10 positions are needed for that.

Mr. NATCHER. Mr. Myers, on this particular item?

Mr. MYERS. No questions.

SEWAGE COLLECTION

Mr. NATCHER. Take up under this same category, Sewage Collection, where you have an increase of $350,000. This is where you have equipment replacement consisting of what?

Mr. ALEXANDER. The equipment ranges all the way from a three-quarter ton truck with special equipment, up through a truck with a TV inspection camera checkout, sanitary and storm sewers.

Mr. NATCHER. You have this set forth on page 101.

This will be placed in the record.

[The information follows:]

DISTRICT OF COLUMBIA GOVERNMENT			SCHEDULE 5		
AGENCY: Environmental Services	CATEGORY: Water Resources Management Administration	SUBCATEGORY: Sewage Collection	BUDGET UNIT:	CODE: 330	Continuation Sheet Page 2 Of 2

DISTRIBUTION OF INCREASES–D.C. OPERATING FUNDS

Class/Item	D.C. Fund	Pos.	Amounts: Personal Services	Amounts: Other Operating	Amounts: Total	Annualization	Full Year Amount	Recommended
IMPROVED PROGRAM								
Equipment Replacement (continued)								
Replacement of a 16 year old 2-ton Fork lift truck	SSW	...	...	8.0	8.0	...	8.0	
Devices to provide excessive vibration protection to all 23 major sewage pumps and motors and to tie same into telemetering system.	SSW	...	...	11.5	11.5	...	11.5	
Trailer mounted air compressor to operate portable air pumps and air tools for emergency pumping operations.	SSW	...	...	8.0	8.0	...	8.0	
Replace four emergency submersible sewage pumps used at various locations.	SSW	...	...	6.6	6.6	...	6.6	
Total Improved Program Increases	SSW	...	...	350.0	350.0	...	350.0	

Mr. NATCHER. Is all of this equipment necessary?
Mr. ALEXANDER. I am convinced it is, sir.

WASTE WATER TREATMENT

Mr. NATCHER. Under "Waste Water Treatment," the other portion of this increase, you are requesting an increase of $1,338,200 for electrical power, disposal of sludge and chemicals. What do we have here?
Mr. ALEXANDER. The trend upward in power rates meant $291,000 increase in power for the year. That is a major part of it. The jurisdictions in the area, in an effort to move further toward cleaning up the Potomac, and EPA standards about a year and 4 months ago agreed on chemical treatment of the effluent flowing through Blue Plains. This has increased drastically the amount of sludge that we have to deal with. So the sludge disposal cost is estimated at $930,800 a year, and this will go to 1974. The remainder is for chemical treatment.
Mr. NATCHER. Mr. Myers?
Mr. MYERS. No questions.

SOLID WASTE MANAGEMENT ADMINISTRATION (SEE PP. 1040–1042)

Mr. NATCHER. Take up next "Solid Waste Management Administration," where an increase of $575,000 and 29 positions is requested.

NEW MECHANIC POSITIONS

For "Mobile Equipment," you have an increase of $94,500, and 11 new positions. Justify that for us and tell us what positions you have. What is the pay scale?
Mr. ALEXANDER. Those are all mechanics. A year and 8 months ago, when we took over, I made a mistake, probably many since then, but I froze all positions for a period of time in order to get on top of the situation. Shortly thereafter Congress and the Mayor also froze positions for a period of time, and we then received a direction that any positions left vacant for 6 months we would lose. The problem was that I was caught with mechanics unemployed. I need mechanics, particularly when I am dealing with old equipment and marginal equipment. A compactor in a garage is of no use to me in the field.
Mr. NATCHER. Mr. Alexander, what is the pay scale here of a WB–10 mechanic, by the hour, week, or by the month? WB–10.
Mr. ALEXANDER. About $10,900.

SOLID WASTE COLLECTION

Mr. NATCHER. Take up next "solid waste collection," where you are requesting an increase of $402,500 and 18 positions. Explain this to us.
Mr. ALEXANDER. The item calls totally for seven replacement compactors and three new compactors plus six mechanical sweepers. The 18 positions are to man those 3 new compactors, 4 men each, and the 6 sweepers will be manned by the balance.

PROGRESS REPORT ON CLEANING UP THE CITY

I would like to submit for the record some indication as to the kind of progress being made in the area of cleaning the city. It also indicates we have a way to go. The first item is a chronological view of the kinds of things done in the last year and a half.

Mr. NATCHER. That will be placed in the record at this point.

[The information follows:]

CLEANING THE CITY

SIGNIFICANT STEPS

July 1971—Department of Environmental Services established by Mayor.

August 1971—Launched 2½ month Operation Clean Sweep to remove large accumulations of trash and debris from alleys, streets, yards, abandoned buildings, other private space and to remove abandoned cars, etc. DES moved 25,000 tons of solid waste—above normal collections. Police Department removed 2,500 abandoned cars. Other agencies helped.

October 1971—Realigned service districts to conform with other agencies and to increase coordination. Appointed field directors for each major region of city (three service areas each).

October 1971—Began work on periodic program and productivity reporting.

December 1971—Increased training for crews, supervisors.

December 1971—Rearranged crew assignments to reduce driving time from routes to disposal facilities.

December 1971—Restricted "borrowing" from street, alley cleaning for trash collection assignments.

January 1972—Began assignments of Environmental Service Corps members to cleanup campaign and public education in critical neighborhoods.

March 1972—Signed new contract with local No. 2091 increasing daily possible tasks on Mondays, Tuesdays, Thursdays, and Fridays.

April 1972—Put additional 500 litter cans on streets, raising total to about 2,000–still about 3,000 below minimum need.

April 1972—Implemented night street cleaning program for 60 critical public streets, streets most used in neighborhoods. Began selected alternate side parking. More mechanical sweeping.

June 1972—Crews began additional task, cleaning up at points of collection.

July 1972—Special management training for supervisors.

July 1972—Implemented program to give increased coverage to 50 critical alleys—where fallback is fastest.

August 1972—DES statistics indicating sharp drop in complaints of missed trash collections.

August 1972—Antilitter law signs up throughout city.

August 1972—Expanded duties of fourth man on collection crew—to include containerization of loose debris.

September 1972—Required collection crews to cover both assigned routes and automatically pick up all "bulk" items on Wednesdays in addition to leftover refuse or spilled debris.

September 1972—Subcontracted service for schools, District public buildings.

October 1972—Required signoff by foreman and crew chiefs on Wednesdays coverage * * * as a basis for disciplinary action if failure detected.

October 1972—Absenteeism declining.

October 1972—Environmental Services Corps began educating, warning and referring for compliance action business and industrial facilities where trash-garbage control and service were inadequate.

October 1972—First test run of computerized productivity report. (Basis for refinement.)

November 1972—Received EPA demonstration grant to rate streets and alleys for condition as a tool to improve assignments and efficiency.

December 1972—Free debris disposal depots made available Sundays to District residents using private autos or station wagons.

December 1972—Wednesdays announced as automatic cleanup campaign days, with citizens stacking material at points of collection. Exception: Heavy goods, stoves, refrigerators, etc., require call in for special service.

January 1973—New policies on containers published. Citizens must use metal or fiberglass cans of specified size and weight or plastic bags of specified weight—at points of collection.
February 1973—Environmental Service Corps organizing junior environmental teams in junior high schools to spur community efforts for cleaner city, cleanup campaigns, antilitter programs, and so forth.
March 1973—Public staff meetings and service area exhibits initiated to develop community support in cleaning the city.
March 1973—Rescheduled vehicle maintenance crews so that deadlined vehicles may be worked on at night and ready for morning use. Downtime reduced on vehicles.
March 1973—Initiated new street cleaning schedule, massing crews by service area based on level of need. Community groups report improvement.
March 1973—Launched coordinated campaign with other departments to improve and maintain higher standards in service area 7. Target area—considered an area of potential environmental health danger. Second target: Develop better coordination and increase effectiveness in all service areas.
April 1973—Began experimentation with new type (rat proof and dog proof) trash-garbage containers.
April 1973—Initiated new training program for operators of mechanical sweepers to increase productivity.
April 1973—Under test contract with Redevelopment Land Agency, employed—on a temporary basis—Lorton parolees and community correctional center residents to clean RLA properties in blighted urban renewal area (in connection with service area 7 effort).
Pending—New brochure describing public services and suggesting ways citizens can help keep city clean (due by May 15).
Pending—Effective monitoring system to track results as a basis for changes, where necessary in foremen. (Due in May.)
Pending—Establishment of Environmental Health School (similar to traffic schools) as alternative to fines for litterers and other sanitation law offenders who cannot afford to pay or who otherwise are deemed to need such training. (Due in June.)
Pending—Further revision of street and alley cleaning effort based on computerized study by outside consultants—at no cost to department. (Due in June.)
Pending—Revision of routes for trash-garbage collection to increase productivity. (Due in July.)

REPORT ON MISSED REGULAR COLLECTIONS

Mr. ALEXANDER. Next is entitled "Missed regular collections." This is for the 12 months ending April 1972 as compared with the month of May 1973. Complaints were cut more than in half.

Mr. NATCHER. That will be inserted.

[The information follows:]

MISSED REGULAR COLLECTIONS[1]

	1971–72	1972–73
May	646	366
June	676	595
July	852	925
August	515	291
September	428	188
October	344	116
November	535	110
December	400	29
January	750	66
February	384	70
March	162	107
April	193	79
Total	5,885	2,942

[1] Comparisons May, 1971 to April, 1972, and May, 1972 to April, 1973.

REDUCTION IN COMPLAINTS

Mr. ALEXANDER. The third item is a letter from the Mayor's complaint center indicating their reaction, there has been a large reduction in complaints.

Mr. NATCHER. That will be inserted.

[The information follows:]

ENVIRONMENTAL SERVICES,
OFFICE OF THE DIRECTOR,
April 21, 1973.

Mr. WILLIAM C. MCKINNEY,
Deputy Director, Solid Waste Management Administration,
Washington, D.C.

DEAR BILL: It is about time for me to send congratulations. We have noticed a decided improvement in sanitation problems. Regular trash pickup seems to be moving without problems. I am delighted to tell you that our calls on uncollected regular trash have fallen to almost nothing.

We are also pleased to note that although we still get many calls about dirty alleys, many have been improved much to the complainants delight. This is particularly true in the 1300 block of Belmont Street NW.

We also wish to thank Mr. Paul Leake for handling our complaint cards with such dispatch.

Nothing delights me more than to be able to write this letter after all the months of harping. Thank you for all the good work. Please let us know whenever we can be of help.

Sincerely,

SUE OKUN.

LITTER CONDITION OF ALLEYS

Mr. ALEXANDER. The fourth is "Litter condition—alleys, area 7." It gives to the Chairman and members of the committee some idea based on an evaluation scale developed by us and the Urban Institute, of where we are at present, despite that indicated improvement. Judging by the levels of the litter index and the ratings on the bottom, you will see that we still have room to go. That is why the need for the sweepers and compactors.

[The information follows:]

Litter condition—Alleys—Area 7 (March, 1973)

Census tract No.:		Census tract No.—Con.	
27.1	2.9	36	2.7
27.2	2.3	37	2.2
28	2.0	38	2.3
29	2.2	39	2.0
30	2.8	40	2.0
31	2.4	42.1	3.0
32		42.2	2.2
33.1	2.5	53.1	2.0
33.2	2.4	87.0	2.4
34	2.6	92.0	2.0
35	2.7		

Rating schedule:

Condition No. 1—Very good, ideal.
Condition No. 2—Moderately clean, condition tolerable.
Condition No. 3—Messy, needs improvement.
Condition No. 4—Intolerable, severely littered.
Condition No. 5—Shows a chronic neglect by the collection agency and the neighborhood. Intolerable condition over a period of time.

FUNDING FOR FACILITIES MAINTENANCE

Mr. NATCHER. What about facilities maintenance where you are requesting an increase of $78,000?

Mr. ALEXANDER. If the chairman recalls, about 2 years ago there was a rather strong debate between the union and management on the question of working conditions in the various facilities of the Department. We have made, I think, substantial improvement in dealing with those problems over a period of the past year or 2. Our recent survey, one 6 months ago, of those working conditions indicate that we have a long way to go in terms of with that $78,000, a lot of minor repairs, a lot of condition improvements. We have temporary service centers, windows that are needing replacement, and showers that are in bad shape. It is a $78,000 item meant to make it possible for men to live in an atmosphere less like a pigsty.

Mr. NATCHER. Mr. Myers, on this particular increase?

Mr. MYERS. No questions.

ENVIRONMETAL HEALTH ADMINISTRATION (SEE PP. 1043–1046)

Mr. NATCHER. Take up next the Environmental Health Administration, where the increase is $212,700 and 22 new positions.

Justify this request, please.

HEALTH INSPECTION OF FOOD ESTABLISHMENTS

Mr. ALEXANDER. Sir, in the Environmental Health Administration, nine of the positions totaling $117,000 are for health inspection. If you recall, about a year and a half ago we changed the pattern of health inspection in the city. Restaurants and food establishments falling below a rating schedule 70 were suspended until they were proved adequate to serve the public. One of the problems for the system is that the staffing at that time only allowed the four inspections per food establishment per year. By some adjustment of manpower we moved it up to six per year. That is still one every 2 months and considerable time for backsliding between inspections. We need this capacity to follow up on those restaurants and food establishments that stay marginal and make surprise inspections. That is why it is in there. It is one of the recommendations of the Government Operations Committee that was then investigating, a recommendation for more surprise inspections.

Mr. NATCHER. Mr. Alexander, under this particular increase and request you have Health Inspection Service where nine of these positions go; is that correct?

Mr. ALEXANDER. Yes, sir.

HEALTH INSPECTION OF DISTRICT FACILITIES

Mr. NATCHER. Do you inspect District facilities such as Children's Hospital, D.C. Village, and so forth?

Mr. ALEXANDER. This is something that about 6 months ago, when we were beginning to make some progress, we thought, in general inspections, we decided we had not been fully doing our job. We began the system of increasing the inspection of all city facilities. We inspect

schools regularly now and Children's Village and Junior Village and correctional facilities and General Hospital, and we completed a full round—I would be glad to submit those reports for the record. We have asked the agencies to go to work and correct deficiencies and indicate they are. Our future inspections will tell whether they do.

Mr. NATCHER. I think that is good. You have nine new positions here. You feel they are necessary?

Mr. ALEXANDER. Yes, sir. There are some other new positions that take $212,000.

Mr. NATCHER. In other words, you have 22 new positions all told and 9 would be in the Health Inspection Service.

GRADE LEVELS OF NEW POSITIONS

What would your grade be as far as the positions here are concerned?

Mr. ALEXANDER. As I recall, that ranges from seven and five.

COMMUNITY AND INSTITUTIONAL HYGIENE

Mr. NATCHER. Under community and institutional hygiene, you have an increase of $27,000, and four positions. What positions and grades would you have here?

Mr. ALEXANDER. If I recall, that is the same grade.

LICENSING OF PRIVATE TRASH HAULERS

Those positions, if you recall, the city council adopted regulations and we are now enforcing the requirement that private haulers be licensed in the city, that they give a proper level of service to the business and apartment establishments and they deliver it in the proper kind of vehicles to our transfer location incinerator and landfill. These four positions are specifically aimed at getting to the root of one of our problems, inspecting to make certain that the businessmen have the proper kind of service, that the containers are all right and the private loaders do an adequate job in pickup and don't scatter throughout the streets. I am certain that the chairman has seen pictures of the trash situations around the city, that you are aware that very often it starts with a business area, neglected, and spreads out in the community. That is what they are for. The regulation demands that.

FOOD, DRUG, AND CHEMICAL CONTROL AND TECHNOLOGY

Mr. NATCHER. Under food, drug and chemical control and technology, you are requesting an increase of $11,700 and one position.

Mr. ALEXANDER. We have a responsibility for making certain that pharmacies in the city have proper drug control. That responsibility is met by one and a half men. We have stretched it during the past year by borrowing some aides, letting them go out as subprofessional inspectors. The problem is we have upwards of 200-plus pharmacies in the city and we need another professional at least so that we can increase the frequency of inspection for drug handling. This is critical because in our surveys what we had to stop was the kind of thing where old penicillin is sold, which means somebody is getting penicillin not

protecting, not sure of the quality of the drug and what it will do to them.

I submit to you that one and a half positions for the number of pharmacies we have in this city does not give us adequate protection.

Mr. NATCHER. What would your grade be?

Mr. ALEXANDER. I believe it is GS–11.

AIR AND WATER QUALITY CONTROL

Mr. NATCHER. Under air and water quality control, you have an increase of $57,000 and eight positions. What do we have here?

Mr. ALEXANDER. This essentially is all air. What it involves is the Clean Air Act of 1970. It has required States—and we are one—to develop controls over stationary sources and over mobile sources of air pollution. As part of that effort, we have standards now set for incineration by private or public means and also for the kind of fuels that can be used in developing power and other heating plants. We have to have a capacity to go out and inspect and make certain those facilities are not polluting. The manpower you see here, the manpower we estimate needed to go out and make inspections, taking steps with the Corporation Counsel to make them stick so we can get stacks stopped.

Mr. NATCHER. Your eight positions here would begin with the GS–11 engineer and extend down to a GS–5 clerk?

Mr. ALEXANDER. That is correct.

Mr. NATCHER. You feel they are necessary?

Mr. ALEXANDER. I believe so.

Mr. NATCHER. Mr. Myers.

Mr. MYERS. No questions.

CAPITAL IMPROVEMENT PROJECTS

Mr. NATCHER. We take up next Capital Improvements, where you are requesting $8,756,000 and eight projects listed in order of priority on pages LA–CAP 1, 2, and 3. We will insert the budget justifications in the record at this point.

[The justifications follow:]

1974-1979
CAPITAL IMPROVEMENTS PROGRAM SUMMARY
(dollars in thousands)

FORM OBFM 10 (Rev. 4/24/72)

Date of Preparation _____

Fund General

Page	Priority	Project Number	Project Title	Service Area	Estimated Total Project Cost	Prior Appropriations	Capital Budget Request 1974	Program Estimate FY 1975	FY 1976	FY 1977	FY 1978	FY 1979	Estimate Beyond Program Period
LA-CAP-4	1	32-137	Conversion of Incinerators to Refuse transfer stations		8,500.0		CS 500.0	C 4,000.0	C 4,000.0	....	.....	....	....
LA-CAP-6	2	32-105	Advance of Paving and Drainage Complaints		Cont.Proj.	20,270.0	C3,500.0	C 3,640.0	C 3,780.0	C 3,940.0	C 4,090.0	C4,250.0	C/Proj.
LA-CAP-8	3	32-11	Permanent Improvements to Existing Buildings		Cont.Proj.	371.0	C 316.0	C 110.0	C 120.0	C 120.0	C 130.0	C 130.0	C/Proj.
			Total.....		8,500.0	20,641.0	4,316.0	7,750.0	7,900.0	4,060.0	4,220.0	4,380.0	

Agency Environmental Services

For each project indicated in FY 1974 through the beyond column indicate before the amount of funding: PS (preliminary survey), S (site), CS (construction services), C (construction), and E (equipment).

85-872 O - 73 - pt. 2 --68

1974-1979
CAPITAL IMPROVEMENTS PROGRAM SUMMARY
(dollars in thousands)

FORM OBFM 10 (Rev. 4/24/72)

Date of Preparation _____

Fund Sanitary Sewage

Page	Priority	Project Number	Project Title	Service Area	Estimated Total Project Cost	Prior Appropriations	Capital Budget Request 1974	Program Estimate FY 1975	FY 1976	FY 1977	FY 1978	FY 1979	Estimate Beyond Program Period
LA-CAP-10	1	32-501	Service Sewer Extensions		Cont.Proj.	9,391.0	C 1,410.0	C 510.0	C 510.0	C 510.0	C 510.0	C 510.0	C/Proj.
LA-CAP-12	2	32-505	Sanitary Sewers in Advance of Paving & Other Misc. Projects		Cont.Proj.	4,175.0	C 590.0	C 350.0	C 390.0	C 390.0	C 390.0	C 430.0	C/Proj.
			Total.....			13,566.0	2,000.0	860.0	900.0	900.0	900.0	940.0	

Agency Environmental Services

For each project indicated in FY 1974 through the beyond column indicate before the amount of funding: PS (preliminary survey), S (site), CS (construction services), C (construction), and E (equipment).

1974-1979
CAPITAL IMPROVEMENTS PROGRAM SUMMARY
(dollars in thousands)

FORM OBFM 10 (Rev. 4/24/72)

Date of Preparation _____

Fund Water

Page	Priority	Project Number	Project Title	Service Area	Estimated Total Project Cost	Prior Appropriations	Capital Budget Request 1974	Program Estimate FY 1975	FY 1976	FY 1977	FY 1978	FY 1979	Estimate Beyond Program Period
LA-CAP-14	1	32-801	Service Extensions, Fire and Public Hydrants		Cont. Proj.	10,707.	C 1,200.0	C 1,200.0	C 1,200.0	C 1,200.0	C 1,200.0	C 1,200.0	cont.proj.
LA-CAP-15	2	32-803	Trunk & Secondary Watermains		Cont. Proj.	2,471.	C 240.0	C 240.0	C 240.0	C 240.0	C 240.0	C 240.0	cont.proj.
LA-CAP-16	3	32-808	Trunkmains-Special Projects		31,889.0	7,617.0	C 1,000.0		C 12,500.0	C 3,950.0	C 2,750.0	C 2,750.0	C 1,322.0
			Total.....		31,889.0	20,795.0	2,440.0	1,440.0	13,940.0	5,390.0	4,190.0	4,190.0	1,322.0

Agency Environmental Services

For each project indicated in FY 1974 through the beyond column indicate before the amount of funding: PS (preliminary survey), S (site), CS (construction services), C (construction), and E (equipment).

FORM OBFM 7 (Rev. 4/22/72)

CAPITAL IMPROVEMENTS PROJECT SCHEDULE
FISCAL YEARS 1974-1979
(dollars in thousands)

Date of Preparation May 1972

Fund GENERAL

Project Number: 32-137
Project Title: Conversion of Incinerators to Refuse transfer stations
Project Location: Mt. Olivet - W. Va. Ave. and Mt. Olivet Rd. N.E., Ft. Totten - Brookland Ave. and Allison St. N.E., O St. Square & Lot Numbers: 1st and O St. S.E.

Community Services Area No. 2, 5

Capacity of Facility:
1000 TPD each installation

Agency Priority: 1
Estimated Occupancy Date:
Month July Year 1974

Replacement [ ] New [x]
Expansion [ ] Modernization [ ]

Model Cities Area: [ ] Yes [X] No

Urban Renewal Area: N/A
Credit % .....

Estimated Operating Budget Costs

	Current	1st Year	2d Year
Maintenance .		115	115
Program		2,985	1,485
Federal Grant			
Total		3,100	1,600

Relocation Data
Families .....
Individuals ..
Businesses ...
Other ..... N/A

Federal Grant Funds
Grantor ....
Federal % .. N/A

Capital Improvements Project Estimate	Estimated Total Project Cost	Prior Appropriations	Unobligated Balance	Appropriation Request FY 1974	Program Estimate FY 1975	FY 1976	FY 1977	FY 1978	FY 1979	Estimate Beyond Program Period
Prel. Surv... Site..... Cons. Serv... Construction Equipment....	8,500	0	0	CS 500	C 4,000	C 4,000	.....	.....	.....	.....
Total	8,500	0	0	CS 500	C 4,000	C 4,000	.....	.....	.....	.....

PROJECT JUSTIFICATION: The purpose of this project is to replace Mt. Olivet Incinerator and Ft. Totten or O Street Incinerators with refuse transfer stations.

Due to operating inefficiencies and hazardous conditions, the O St. Incinerator was recently closed. The Ft. Totten incinerator does not meet new air pollution control criteria and it is not economical nor desirable to install emission treatment.

The Mt. Olivet Incinerator was built in 1954 and at the time was considered to be a model incinerator. The plant now does not meet new

SCOPE OF WORK OUTLINE:

Convert Ft. Totten and Mt. Olivet or O Street Incinerator to a refuse transfer station.

Agency Environmental Services

Project Number: 32-137

Justification (Continued)

air pollution control criteria and it is not practicable due to space limitations, nor desirable to install more efficient emission treatment to an inefficient plant of only 500 tons per day maximum capacity. With the removal of the shops area at Mt. Olivet and relocation at the proposed Departmental Service Center and abandonment of the incinerator process sufficient space will be available for a modern refuse transfer station capable of handling 1000 tons per day.

Due to the increasing volume of solid wastes and the pollution inherent with incineration it is necessary that the conversion of the Ft. Totten Incinerator to a refuse transfer station proceed as soon as possible and a study be undertaken to determine the optimum use of the O Street incinerator.

Conversion of two of the sites to transfer stations will retain desirable intermediate refuse collection points from which large capacity compactor vans will transport refuse crosstown to acceptable means of disposal.

Scope of Work (Continued)

Agency Environmental Services

FORM OMFM 7 (Rev. 4/22/72)

CAPITAL IMPROVEMENTS PROJECT SCHEDULE
FISCAL YEARS 1974-1979
(dollars in thousands)

Date of Preparation May 1972

Fund GENERAL

Project Number: 32-105
Project Title: Advance of Paving and Drainage Complaints
Project Location: Various locations throughout the city

Square & Lot Numbers: N/A

Community Services Area No. C. W.

Capacity of Facility:

Agency Priority: 2
Estimated Occupancy Date: N/A
Month _____ Year _____

Replacement [X] New [X]
Expansion [ ] Modernization [ ]

Model Cities Area: [ ] Yes [ ] No

Urban Renewal Area: N/A
Credit % .....

Estimated Operating Budget Costs

	Current	1st Year	2d Year
Maintenance .			
Program			
Federal Grant	N/A		
Total			

Relocation Data
Families .....
Individuals ..
Businesses ...
Other ..... N/A

Federal Grant Funds
Grantor ....
Federal % .. N/A

Capital Improvements Project Estimate	Estimated Total Project Cost	Prior Appropriations	Unobligated Balance	Appropriation Request FY 1974	Program Estimate FY 1975	FY 1976	FY 1977	FY 1978	FY 1979	Estimate Beyond Program Period
Prel. Surv... Site..... Cons. Serv... Construction Equipment....	Cont. Proj	20,270	2,952	C 3,500	C 3,640	C 3,780	C3,940	C 4,090	C4,250	Cont. Proj

PROJECT JUSTIFICATION: The purpose of this project is to provide storm sewer outlets, advance sections of relief works and major replacements as may be necessary to permit the W.M.A.T.A. and Department of Highways and Traffic programs to proceed and to take advantage of the economies made possible by performing the sewer work in advance of paving.

While it is anticipated that certain storm sewer facilities, necessary to drain the areas to be paved and located within such areas, will be financed from W.M.A.T.A. and Highway project funds, this item in the sewer program is necessary to provide outlets for such local facili-

SCOPE OF WORK OUTLINE:

Construction of storm sewer in advance of local highway paving and subway construction at various locations throughout the city.

Agency Environmental Services

Project Number: 32-105 Justification (Continued) Scope of Work (Continued)

ties as are provided in these projects; to build parts or all of the relief sewers which for reasons of topography must be located under the streets to be paved; and for relief or replacement of undersized or structurally defective sewers within such areas to be paved. If the requested funds are not appropriated construction of the storm sewers after the street is paved would be much costlier.

Another purpose of this project is to provide funds for minor extensions of storm sewers to relieve bad drainage conditions which represent hazards to life and property and cause public inconvenience. Such minor extensions are often needed in connection with and to provide service for new schools, libraries, police and fire stations or other public buildings. Some locations where relief is needed are known in advance while others develop more or less suddenly as a result of conditions and operations of others beyond control of the department.

For instance, building construction on private property may change local drainage conditions in the particular drainage area to the extent that conditions may become critical within a very short time. It is, therefore, highly desirable that this project be provided without reference to specific locations in order that this type of drainage problem may be corrected before damage suits become a problem.

Agency Environmental Services

FORM OBFM 7 (Rev. 4/22/72)

CAPITAL IMPROVEMENTS PROJECT SCHEDULE
FISCAL YEARS 1974-1979
(dollars in thousands)

Date of Preparation May 1972

Fund GENERAL

Project Number: 32-11
Project Title: Permanent Improvements to existing buildings
Project Location: Various Locations

Square & Lot Numbers: N/A

Community Services Area No. C. W.

Capacity of Facility:
square feet. N/A

Agency Priority: 3
Estimated Occupancy Date: N/A
Month _____ Year _____

Replacement [X] New [ ]
Expansion [ ] Modernization [X]

Model Cities Area: [ ] Yes [X] No

Urban Renewal Area:
Credit % ..... N/A

Estimated Operating Budget Costs

	Current	1st Year	2d Year
Maintenance .			
Program			
Federal Grant	N/A		
Total			

Relocation Data
Families .....
Individuals ..
Businesses ...
Other ..... N/A

Federal Grant Funds
Grantor ....

Federal % .. N/A

Capital Improvements Project Estimate	Estimated Total Project Cost	Prior Appropriations	Unobligated Balance	Appropriation Request	Program Estimate					Estimate Beyond Program Period
				FY 1974	FY 1975	FY 1976	FY 1977	FY 1978	FY 1979	
Prel. Surv... Site..... Cons. Serv... Construction Equipment....	Cont. Proj	371	17	C316	C110	C120	C120	C130	C130	Cont. Proj.

PROJECT JUSTIFICATION:

The purpose of this project is to continue a scheduled program of rehabilitation of critical portions of various structures owned by the District of Columbia and maintained by the Department of Environmental Services.

SCOPE OF WORK OUTLINE:

Scheduled program of rehabilitation and improvement of critical portions of structures owned by the District of Columbia and maintained by the Department of Environmental Services. The work will consist of: (1) Telemetered instrumentation system to report status of sewage head elevations at pumping stations throughout the system (2) Paving replacement at various pumping stations (3) Point up stone and brickwork at main pumping station (4) Install a false ceiling at the main pumping station

Agency Environmental Services

Project Number: 32-11

Justification (Continued)

Scope of Work (Continued)

(5) Emergency power generation at the "O" Street Pumping Station. (6) Provide Johns Manville type mechanical seals for all (23) major pumping units to replace existing sleeves and packing and (7) Replace a sixty year old and obsolete 3 ton overhead traveling crane at the Poplar Point Pumping Station with a new pendant operated unit.

Agency Environmental Services

FORM OBFM 7 (Rev. 4/22/72)

CAPITAL IMPROVEMENTS PROJECT SCHEDULE
FISCAL YEARS 1974-1979
(dollars in thousands)

Date of Preparation May 1972

Fund SANITARY SEWAGE

Project Number: 32-501
Project Title: Service Sewer Extensions

Project Location: Various locations throughout the city

Square & Lot Numbers: N/A

Community Services Area No. C, W,

Capacity of Facility: N/A

Agency Priority: 1
Estimated Occupancy Date: N/A
Month _____ Year _____

Replacement ☐ New ☒
Expansion ☐ Modernization ☐

Model Cities Area: ☐ Yes ☐ No

Urban Renewal Area:
Credit % ..... N/A

Estimated Operating Budget Costs

	Current	1st Year	2d Year
Maintenance .			
Program			
Federal Grant	N/A		
Total			

Relocation Data
Families .....
Individuals ..
Businesses ...
Other ..... N/A

Federal Grant Funds
Grantor ....
Federal % .. N/A

Capital Improvements Project Estimate	Estimated Total Project Cost	Prior Appropriations	Unobligated Balance	Appropriation Request FY 1974	Program Estimate FY 1975	FY 1976	FY 1977	FY 1978	FY 1979	Estimate Beyond Program Period
Prel. Surv... Site..... Cons. Serv... Construction Equipment....	Cont. Proj.	9391	1,020	C 1,410	C 510	C 510	C 510	C 510	C 510	Cont. Proj.

PROJECT JUSTIFICATION: This is, in effect, an annually recurring item for the extension of service in new streets, existing streets which have not had complete service and for miscellaneous system improvements. Part of the cost of service sewer extensions undertaken in connection with the Northwest Redevelopment Separation Program will be financed under this item.

The needs for this type of sewer extension will exist until such time as all unimproved land in the District is developed and all combined system areas are separated. Needs for any specific year vary with the rate of new development on private property and it is expected that as this phase slows down by saturation of undeveloped areas the increase

SCOPE OF WORK OUTLINE:

The construction of sanitary sewer extensions at various locations throughout the city.

4,000 Linear Feet of 27-inch diameter sanitary trunk sewer in tunnel in V Street, N.E. between Bladensburg Road and South Dakota Avenue.

Agency Environmental Services

Project Number: 32-501 Justification (Continued)	Scope of Work (Continued
in need for new sanitary sewers for separating combined system areas will increase. Immediate construction of sewer is urgent to provide service for initial stage of private development proposed for areas 1 and 2 of Fort Lincoln new town site which will coincide with opening of Fort Lincoln Elementary School. Sewer construction must be completed by September 1974.	

Agency Environmental Services

FORM OBFM 7 (Rev. 4/22/72)

CAPITAL IMPROVEMENTS PROJECT SCHEDULE
FISCAL YEARS 1974-1979
(dollars in thousands)

Date of Preparation May 1972

Fund SANITARY SEWAGE

Project Number: 32-505
Project Title: Sanitary Sewers in Advance of Paving & Other Miscellaneous Projects
Project Location:
Various Locations

Square & Lot Numbers: N/A

Community Services Area No. C.W.

Capacity of Facility:
N/A

Agency Priority:
Estimated Occupancy Date: N/A
Month _____ Year _____

Replacement [X] New [ ]
Expansion [ ] Modernization [ ]

Model Cities Area: [ ] Yes [ ] No

Urban Renewal Area:
Credit % ..... N/A

Estimated Operating Budget Costs

	Current	1st Year	2d Year
Maintenance .			
Program			
Federal Grant	N/A		
Total			

Relocation Data
Families .....
Individuals ..
Businesses ...
Other ..... N/A

Federal Grant Funds
Grantor ....
Federal % .. N/A

Capital Improvements Project Estimate	Estimated Total Project Cost	Prior Appropriations	Unobligated Balance	Appropriation Request FY 1974	Program Estimate FY 1975	FY 1976	FY 1977	FY 1978	FY 1979	Estimate Beyond Program Period
Prel. Surv... Site..... Cons. Serv... Construction Equipment....	Cont. Proj	4175	0	C 590	C 350	C 390	C 390	C 390	C 390	Cont. Proj.

PROJECT JUSTIFICATION: This item is a merging of two classes of work as indicated in the project title. There is a continuing necessity for construction of replacement facilities throughout the sanitary sewer system. Such replacement work is precipitated by either new street paving of small block areas by the Department of Highways and Traffic or by imminent danger of failure of old defective sewers. Neither of these causes is predictable any great time in advance of its need.

Construction of this type of work in advance of street paving precludes the need of cutting new or relatively new streets with attendant confusion to traffic and the public, and makes possible substantial

SCOPE OF WORK OUTLINE:

The construction of sanitary sewers in advance of local highway paving and replacement sewers at various locations throughout the city. Sizer of sewers varies from 10" to 18" diameter and average project varies from $10,000 to $60,000.

Agency Environmental Services

Project Number: 32-505

Justification (Continued)

economies in paving costs.

The costs of constructing replacement sewers after the street has been repaved will be considerably higher if the requested funds are not appropriated.

Scope of Work (Cont'd.)

Agency Environmental Services

FORM OBPM 7 (Rev. 6/22/72)

CAPITAL IMPROVEMENTS PROJECT SCHEDULE
FISCAL YEARS 1974-1979
(dollars in thousands)

Date of Preparation May 1972

Fund WATER

Project Number: 32-801
Project Title: Service Extensions, Fire and Public Hydrants
Project Location: C.W.

Square & Lot Numbers: N/A

Community Services Area No. C.W.

Capacity of Facility: N/A

Agency Priority: 1
Estimated Occupancy Date: N/A
Month _____ Year _____

Replacement [ ] New [X]
Expansion [X] Modernization [ ]

Model Cities Area: [ ] Yes [ ] No

Urban Renewal Area:
Credit % ..... N/A

Estimated Operating Budget Costs

	Current	1st Year	2d Year
Maintenance .			
Program			
Federal Grant	N/A		
Total			

Relocation Data
Families .....
Individuals ..
Businesses ...
Other ..... N/A

Federal Grant Funds
Grantor ....
Federal % .. N/A

Capital Improvements Project Estimate	Estimated Total Project Cost	Prior Appropriations	Unobligated Balance	Appropriation Request FY 1974	Program Estimate FY 1975	FY 1976	FY 1977	FY 1978	FY 1979	Estimate Beyond Program Period
Prel. Surv... Site..... Cons. Serv... Construction Equipment....	Cont. Proj.	10,707	1,183	C 1,200	C 1,200	C 1,200	C 1,200	C 1,200	C 1,200	Cont. Proj.

PROJECT JUSTIFICATION: This item is used for the extension of watermain service to undeveloped properties and for miscellaneous system adjustments and betterments. While service watermain construction is diminishing as the city approaches saturation development, there are increasing demands for system changes in connection with street and other general system improvements. A tentative list of locations cannot be furnished in advance because locations of proposed commercial and residential construction are not known.

If requested funds are not appropriated, water service for new streets and existing streets not now completely served cannot be made and improvements will be delayed.

SCOPE OF WORK OUTLINE: Various sizes of watermains from 8" to 12" in diameter, of ductile iron, cast iron or steel pipe and repairs and adjustments on watermains from 6" to 48" in diameter.

Agency Environmental Services.

FORM OBFM 7 (Rev. 4/22/72)

CAPITAL IMPROVEMENTS PROJECT SCHEDULE
FISCAL YEARS 1974-1979
(dollars in thousands)

Date of Preparation May 1972

Fund WATER

Project Number: 32-803
Project Title: Trunk and Secondary Watermains
Project Location: Various Locations

Square & Lot Numbers: N/A

Community Services Area No. C, W,

Capacity of Facility: N/A

Agency Priority: 2
Estimated Occupancy Date: N/A
Month _____ Year _____

Replacement [ ] New [X]
Expansion [ ] Modernization [ ]

Model Cities Area: [ ] Yes [ ] No

Urban Renewal Area: N/A
Credit % .....

Estimated Operating Budget Costs

	Current	1st Year	2d Year
Maintenance .			
Program	N/A		
Federal Grant			
Total			

Relocation Data
Families .....
Individuals ..
Businesses ...
Other ..... N/A

Federal Grant Funds
Grantor ....
Federal % .. N/A

Capital Improvements Project Estimate	Estimated Total Project Cost	Prior Appropriations	Unobligated Balance	Appropriation Request	Program Estimate					Estimate Beyond Program Period
				FY 1974	FY 1975	FY 1976	FY 1977	FY 1978	FY 1979	
Prel. Surv... Site..... Cons. Serv... Construction Equipment....	Cont. Proj	C 2,471	23	C 240	C 240	C 240	C 240	C 240	C 240	Cont. Proj.

PROJECT JUSTIFICATION: This item will be used to construct minor, secondary and trunk watermain projects in advance of street paving and to reinforce weak points in the distribution system.

The results of a water system evaluation study completed by this department and a consulting engineering firm in November 1968, gives specific size, length and location of such weak points in need of reinforcement.

SCOPE OF WORK OUTLINE: Various sizes from 16" diameter to 36" diameter concrete, steel or cast iron pipes. Average unit varies from $25,000 to $115,000.

Agency Environmental Services

FORM OBPM 7 (Rev. 4/22/72)

CAPITAL IMPROVEMENTS PROJECT SCHEDULE
FISCAL YEARS 1974-1979
(dollars in thousands)

Date of Preparation May 1972

Fund WATER

Project Number: 32-808
Project Title: Trunkmains-Special Projects
Project Location: Crosstown Main 6th & N Sts. N.W. to Dalecarlia filtration Plant & Bolling Field Area from vic 11th St. Bridge to Chesapeak St. S.E.
Square & Lot Numbers: N/A
Community Services Area No. 6,4
Capacity of Facility: N/A

Agency Priority: 3
Estimated Occupancy Date: N/A
Month _____ Year _____
Replacement [ ] New [X]
Expansion [X] Modernization [ ]
Model Cities Area: [ ] Yes [X] No
Urban Renewal Area:
Credit % ..... N/A

Estimated Operating Budget Costs

	Current	1st Year	2d Year
Maintenance .			
Program			
Federal Grant	N/A		
Total			

Relocation Data
Families .....
Individuals ..
Businesses ...
Other ..... N/A

Federal Grant Funds
Grantor ....
Federal % .. N/A

Capital Improvements Project Estimate	Estimated Total Project Cost	Prior Appropriations	Unobligated Balance	Appropriation Request FY 1974	Program Estimate FY 1975	FY 1976	FY 1977	FY 1978	FY 1979	Estimate Beyond Program Period
Prel. Surv... Site..... Cons. Serv... Construction Equipment....	31,889.0	7,617	3,038	C 1,000	....	C 12,500	C 3,950	C 2,750	C 2,750	C 1,322
Total	31,889.0	7,617	3,038	C 1,000	....	C 12,500	C 3,950	C 2,750	C 2,750	C 1,322

PROJECT JUSTIFICATION:

(a) Crosstown Main: This project when completed will be the backbone of the water distribution system for the city. With this principal trunk watermain in the system there will be flexibility of operation to enable shut down of the crosstown raw water tunnel in extended emergencies, and adds the capability of either pumping station, Dalecarlia or Bryant Street, carrying the bulk of the pumping load.

This additional trunk main capacity is needed for reinforcement of the system to accommodate population growth and increasing water

SCOPE OF WORK OUTLINE:

Crosstown (a)

30,360 feet of 72 & 78 inch diameter
2,000 feet of 48 inch diameter

Boll ing (b)

19,000 feet 36 and 30 inch diameter

Agency Environmental Services

Project Number: 32-808 Justification (Continued) Scope of Work (Continued)

demands.

The need for this main was noted as early as 1946 in House Document 480 which detailed recommendations for an adequate water supply for the District of Columbia.

A study of the water system of the District of Columbia completed in November 1968 by this Department and a consulting engineering firm reaffirms the need of the crosstown main.

(b) Bolling: This project is required to reinforce a lone existing 30 inch trunk main which supplies the Bolling Field Area, Water Pollution Control Plant and Naval Research Laboratory. The projected development at the water pollution control plant and the Defense office building on Bolling Field including the propose housing makes this project most urgent.

Agency Environmental Services

Conversion of Incinerators to Refuse Transfer Stations (See pp. 1073–1074)

Mr. Natcher. First, under the "General Fund," we have the conversion of incinerators to refuse transfer stations. You are requesting $500,000 for construction services. Justify this request.

POLLUTION FACTOR

Mr. Alexander. In the turnover from using the four old incinerators, we had to close because they polluted, to incinerator No. 5 and to the new landfill we had to have a place where all of the private haulers and our own vehicles could take trash in town and have it packed and delivered to the landfill.

IMPROVISED COMPACTION OPERATION

We have improvised at Fort Totten and Mount Olivet compaction operations by simply moving portable compactors, if you will, in there so that we can take the trush and garbage and pack it in the large vehicles. This is improvised and not working as economically as it should in the long run. This money is in here so that we can get somebody to work designing for the proper modification to Fort Totten, and for the proper modification of Olivet, and so we can create a standard design transfer station on a minimum cost basis so that we can put one out in Anacostia and one in service area 8 that will reduce crew traveltime. That is a design in engineering for improvement of transfer capability.

Mr. Natcher. Could the funds be utilized in fiscal year 1974, if approved?

Mr. Alexander. The funding, no doubt.

Mr. Natcher. Mr. Myers.

SITES

Mr. Myers. You have the site already purchased, is that right?

Mr. Alexander. Two of those sites are at Fort Totten and Mount Olivet. We already own them.

Mr. Myers. Are you going to replace the operation at Fort Totten?

Mr. Alexander. We have a stationary compactor, portable compactor moved into both of them. We want to make it more effective and try to figure out ways we can put more compactors in there as the load increases. This is design. We want to design those two models so we can put together plans for small transfer stations. It will be remote from the two central ones.

Mr. Myers. That is all.

Advance of Paving and Drainage Complaints (See pp. 1075–1076)

Mr. Natcher. Next under "Advance of Paving and Drainage Complaints," you are requesting $3,500,000 for construction for fiscal year 1974. Is this a continuing project?

Mr. Alexander. This is year in and year out requirements coming in, and legal, and we move on them.

95-872 O - 73 - pt. 2 -- 69

STATUS REPORT ON PAVING AND DRAINAGE WORK

Mr. NATCHER. Provide for the record a report on the work done during the past year and what you contemplate for 1974.

[The report follows:]

32-105 advance of paving and drainage complaints

Appropriated, fiscal year 1973	$2,950,000
Funds obligated to 1/31/73	-437,178
Funds available from prior years	
Total available	2,512,822
Scheduled obligations:	
Massachusetts and Fairlawn Aves. SE	250,000
Savannah St. between Wheeler Rd. and 11th St. SE	75,000
Third St. between Madison Dr. and Independence Ave., and Pennsylvania Ave. between Third and Fourth Sts	225,000
Branch Ave. SE., between 33d and V Sts., Robinson Pl. between Jasper and 12th Pl	72,000
Stanton Ter. SE. between Bruce and 20th St	60,000
Jefferson Dr. SW. between Third and Fourth Sts	15,000
Eastern Ave. and Bladensburg Rd. NE	70,000
30th St. NW. between Potomac River and Canal (Inland Steel)	40,000
Vicinity Varnum St. and Puerto Rico Ave. NW	60,000
Vicinity Wade Rd. and Stevens Ave. SE	25,000
Bolling Field, River to Portland St	525,000
Georgetown West	430,940
Total	1,847,940
Miscellaneous paving	171,482
Miscellaneous drainage problems	143,400
Miscellaneous Metro	200,000
Miscellaneous, Department of General Services	150,000
Total	664,882
Total obligations	2,512,822

32-105 advance of paving and drainage complaints

Request, fiscal year 1974	$3,500,000
Planned obligations:	
(*a*) Storm sewer project, vicinity Hamilton St., Kansas Ave., Longfellow, Fourth and Fifth Sts. NW.—2,370 linear feet of 108 inch diameter sewer, 1,200 linear feet of 48 inch diameter sewer and 600 linear feet of 60 inch diameter sewer	1,800,000
(*b*) Storm sewer, Deane Avenue Underpass—in planning stage	500,000
(*c*) Continuous projects—12,000 linear feet of 15 inch through 24 inch diameter storm sewer	1,200,000
(Continuous projects represent a large portion of the Department's future work that cannot be anticipated a year in advance and the quantities shown here for sewer installation represent quantities based on the average construction of past years. Some factors on which these projections are based are future highway department paving and repaving projects, subway construction, RLA redevelopment and emergency situations, none of which can be foreseen with accuracy and dictate which undersizes and structurally deficient sewers will be replaced.)	
Total planned obligations	3,500,000

UTILIZATION OF FUNDS

Mr. NATCHER. Funds could be utilized in fiscal year 1974?
Mr. ALEXANDER. Yes, sir.

WORK RESULTING FROM METRO CONSTRUCTION

Mr. MYERS. Is it partly because of the subway construction work that you have to rebuild some of these storm sewers and gutters?
Mr. ALEXANDER. Part of this is caused by nearly every change in the basic construction of the area, whether a small subdivision putting in townhouses, extension of lines, or almost anything you can imagine. Metro money is basically covered by the amount of funding itself but not by us. In other words, we don't pay for the improvement in the lines affected by Metro. They pay for that.
Mr. MYERS. That is all.

PERMANENT IMPROVEMENTS TO EXISTING BUILDINGS
(SEE PP. 1077–1078)

Mr. NATCHER. Let's take up next "Permanent improvements to existing buildings," where you are requesting $316,000 for construction in fiscal year 1974. This, I believe, is a continuing project.
Mr. ALEXANDER. Year in and year out.

REPORT ON PERMANENT IMPROVEMENTS

Mr. NATCHER. Provide the usual report for the record as to the work done in the past year and what you contemplate for 1974.
[The report follows:]

32–11 permanent improvements to existing buildings

Funds available from prior years	$ 17,183
Appropriated, fiscal year 1973	
Funds obligated to January 31, 1973	−136
Total available	17,047
Scheduled obligations: Rehabilitation work at pumping stations	17,047
Request, fiscal year 1974	316,000
Planned obligations:	
Telemetered instrumentation system for reporting sewage head elevation at pumping stations	80,000
Paving and walkway replacement at pumping stations (500 yd^2 walkway and 15,000 yd^2 roadway)	115,000
Point up stonework and brickwork at the main pumping station	25,000
Install false ceiling at main pumping station (15,640 ft^2 of ceiling)	20,000
Emergency power generation at O Street pumping station	45,000
Replace sleeves and packing in 23 pumping units with mechanical seals	23,000
Replace obsolete overhead traveling crane at Poplar Point pumping station	8,000
Total planned obligations	316,000

Mr. NATCHER. The funds could be utilized during fiscal year 1974?
Mr. ALEXANDER. Yes, sir.
Mr. NATCHER. Mr. Myers?
Mr. MYERS. No questions.

Service Sewer Extensions (See pp. 1079–1080)

Mr. Natcher. Next, we take up "Service sewer extensions," where you are requesting $1,410,000 for construction for fiscal year 1974. I believe this is a continuing project?

Mr. Alexander. Yes, sir.

REPORT ON WORK PERFORMED AND PLANNED

Mr. Natcher. Provide the usual report for the work done in the past year and what you contemplate in 1974.

Mr. Alexander. Yes, sir.

[The report follows:]

32–501 service sewer extensions

Funds available from prior years	
Appropriated, fiscal year 1973	$1,020,000
Approved reprograming, fiscal year 1973	900,000
Funds obligated to Jan. 31, 1973	−96,477
Total available	1,823,523
Scheduled obligations:	
Vicinity Oregon Ave. and Unicorn Lane NW	60,000
Bladensburg Rd. between Douglas St. and South Dakota Ave. NE.	95,000
Cathedral Ave NW., between 49th St. and Foxhall Rd	30,000
Rhode Island Ave. and 9th St. NW	50,000
T St. SW., between Water St. and South Capitol St	12,000
26th Pl. SE., between Q and R Sts	12,000
Gallatin St. NE., west of 6th Pl	10,000
V St. between Bladensburg Rd. and South Dakota Ave. NE. (test borings and design only)	120,000
Fort Lincoln sanitary trunk sewer	900,000
Total	1,289,000
Miscellaneous force account extensions	534,523
Total obligations	1,823,523
Request, fiscal year 1974	1,410,000
Delete request for Fort Lincoln sewer (reprogramed in fiscal year 1973)	−900,000
Revised request	510,000
Planned obligations: Continuous projects—4,600 lin ft of 10 in through 24 in diameter sewer	510,000

Continuous projects represent a large portion of the Department's future work that cannot be anticipated a year in advance and the quantities shown for sewer installation represent quantities based on the average construction of past years. Some factors on which these projections are based are future highways department paving and repaving projects, subway construction, RLA redevelopment and emergency situations, none of which can be foreseen with accuracy and dictate which undersized and structurally deficient sewers will be replaced.

Mr. Natcher. Funds could be utilized during the fiscal year 1974?

Mr. Alexander. To the best of my knowledge and belief.

Mr. Natcher. Mr. Myers?

Mr. Myers. No questions.

REDUCTION IN BUDGET REQUEST

Mr. ALEXANDER. Mr. Chairman, if you pardon me. I neglected to point out there is an amendment to the capital request. You recently approved a $900,000 reprograming for connection at Fort Lincoln. This should be deleted from that $1,410,000 capital budget request.

Mr. NATCHER. That would reduce the request to $510,000?

Mr. ALEXANDER. Yes, sir.

SANITARY SEWERS IN ADVANCE OF PAVING AND OTHER MISCELLANEOUS PROJECTS (SEE PP. 1081–1082)

Mr. NATCHER. Under "Sanitary sewers in advance of paving and other miscellaneous projects," you are requesting $590,000 for construction for fiscal year 1974 for this continuing project. Is that correct?

Mr. ALEXANDER. Yes, sir.

Mr. NATCHER. It is a continuing project?

Mr. ALEXANDER. Yes, sir. The difference between this and the first item, the first item came in the cases where things were being changed. This is where paving is about to go in and we are working ahead of time.

REPORT ON SANITARY SEWERS

Mr. NATCHER. Provide the usual report for the work done in the past year and what you contemplate in 1974.

[The information follows:]

32–505 advance of highway paving

Funds available from prior years	$414
Appropriated, fiscal year 1973	-------
Total available	414
Request, fiscal year 1974	590,000
Planned obligations: Continuous projects—6,900 linear ft. of 10 in through 18 in diameter sanitary sewer	590,000

Continuous projects represent a large portion of the Department's future work that cannot be anticipated a year in advance and the quantities shown represent quantities based on the average construction of past years. Some factors on which these projections are based are future highway department paving and repaving projects, subway construction, RLA redevelopment and emergency situations, none of which can be foreseen with accuracy and dictate which undersized and structurally deficient sewers will be replaced.

Mr. NATCHER. Funds could be utilized in fiscal year 1974?

Mr. ALEXANDER. Yes, sir.

REPLACEMENT OF EXISTING SEWER LINES

Mr. MYERS. Mr. Alexander, does this involve new sewer lines or just the replacement of existing ones?

Mr. ALEXANDER. In the Anacostia region, or Douglass dwellings, there was a roadway that had to be completely improved; there would be no sense in going in and executing a complete improvement when at some point in the future, like a year or two or three, we would have to

expand the capacity of the lines through there. We try to move in ahead of the highway schedule so that we in the long run save money.

Mr. MYERS. It is to replace two smaller lines, and those are older, or is this in some area where you are putting in a whole new sewer system?

Mr. ALEXANDER. It would be essentially to replace smaller lines because there is a need for capacity increase in the future because they are old and deteriorated.

Mr. MYERS. How much of it is absolutely new lines going into areas now serviced?

Mr. HOPE. Very few.

ACTION TO CLOSE GEORGETOWN GAP

Mr. NATCHER. Mr. Alexander, either last year or the year before last we approved your request for funds for the Georgetown gap project where we have had the large pipe going into the small pipe. Has that project been completed or is it well under construction? What is the situation?

Mr. ALEXANDER. On Georgetown gap we took two steps: (a) We had about 4 million gallons per day of raw sewage flowing in and we wanted to close it. We put in some temporary lines from the Whitehurst Freeway to close the gap. That is in. We currently have under construction the main line that will be permanent. That completion date, as I recall, is still in early 1974.

Mr. NATCHER. As you well know, that was a constant nuisance and we had many complaints. I know that you and your staff did, too. You feel reasonably sure the permanent work will be completed in early 1974?

Mr. ALEXANDER. Yes, sir. That gap is closed now.

Mr. NATCHER. No raw sewage is going into the river at that point?

Mr. ALEXANDER. If there were a gallon a day I would be surprised.

RAW SEWAGE FLOW INTO POTOMAC

I might point out, Mr. Chairman, that whereas about a year and a half ago, the raw sewage flow from the District into the Potomac exceeded 6 million gallons a day on the average, it is now less than half a million gallons a day on the average. That is down by Bolling.

Mr. NATCHER. There is a considerable improvement. It is not perfect, but much better than it has been. You know for a long time, Mr. Alexander, a great many people in Washington believed that the Georgetown gap was a result of a tremendous big sewage pipe just ending there and pouring raw sewage into the river. Actually it was a matter of a large pipe draining into a smaller pipe that couldn't take the flow; is that correct?

Mr. ALEXANDER. Yes, sir.

Mr. NATCHER. Generally speaking that was the cause of the overflow. It was almost impossible to do.

Mr. ALEXANDER. It is very difficult to do, yes, sir.

Mr. NATCHER. Mr. Myers, anything else before we take up the projects under the "Water fund"?

Mr. MYERS. No questions.

Service Extensions, Fire and Public Hydrants (See p. 1083)

Mr. Natcher. Let's take up then the projects financed from the water fund.

First, we have the service extensions, fire and public hydrants, where you are requesting $1,200,000 for construction for fiscal year 1974. I believe this is a continuing project?

Mr. Alexander. Yes, sir.

Mr. Natcher. Provide for the record a report on the work done during the past year and what you contemplate in 1974.

[The report follows:]

32-801 service water-main extensions

Funds available from prior years	–
Appropriated, fiscal year 1973	$1,200,000
Funds obligated to January 31, 1973	−204,697
Total available	995,303
Scheduled obligations:	
New Mexico Avenue between Macomb & Newark	100,000
Bladensburg Road between 30th Street and South Dakota Avenue NE	85,000
Vicinity Oregon Avenue and Unicorn Lane	40,000
4th Street NE. between New York and Florida Avenues	125,000
Michigan Avenue between North Capitol Street and New Children's Hospital	160,000
Total	510,000
Miscellaneous Force Account extensions	485,303
Total obligations	995,303
Request, fiscal year 1974	1,200,000
Planned obligations: Continuous projects—15,000 linear feet of 8" through 12" diameter water main	1,200,000

(Continuous projects represent a large portion of the Department's future work that cannot be anticipated a year in advance and the quantities shown represent quantities based on the average construction of past years. Extensions of water mains for future buildings cannot be foreseen being contingent on development of private property.

Utilization of Funds

Mr. Natcher. I would like to know if you could utilize these funds in fiscal year 1974.

Mr. Alexander. No trouble. We can.

Mr. Natcher. Mr. Myers?

Mr. Myers. No questions.

Trunk and Secondary Water Mains (See p. 1084)

Mr. Natcher. Under "Trunk and Secondary Water Mains," you are requesting $240,000 for construction for fiscal year 1974, and this, too, is a continuing project?

Mr. Alexander. Yes, sir.

Mr. Natcher. Provide the usual report for the record on work done during the past year and what you contemplate for fiscal year 1974.

[The report follows:]

32-803 trunk and secondary watermains

Funds available from prior years	$11,000
Appropriated, fiscal year 1973	-------
Total available	11,000
Scheduled obligations: Miscellaneous Force Account	11,000
Request, fiscal year 1974	240,000
Planned obligations: Continuous projects—2,500 linear feet of 12" through 36" diameter trunk and secondary watermain	240,000

Continuous projects represent a large portion of the Department's future work that cannot be anticipated a year in advance and the quantities shown for watermain construction represent quantities based on the average construction of past years. Some factors on which these projections are based are future highway department paving and repaving projects, subway construction, RLA Redevelopment and emergency situations, none of which can be foreseen with accuracy and dictate which undersized watermains will be replaced.

Mr. NATCHER. Can the funds be utilized during the fiscal year 1974?

Mr. ALEXANDER. Yes, sir.

Mr. NATCHER. Mr. Myers.

Mr. MYERS. No questions.

TRUNK MAINS—SPECIAL PROJECTS (SEE PP. 1085–1086)

Mr. NATCHER. Under "Trunk Mains—Special Projects," you are requesting $1 million for construction.

STATUS OF PROJECT

What is the status of this project.

Mr. ALEXANDER. This is the crosstown main project. Actually it gives us a main line from which feeder lines, substitute main lines for feeder lines spread throughout the city. It is part of the backbone of the system.

Mr. NATCHER. If approved, the funds could be utilized in fiscal year 1974?

Mr. ALEXANDER. Yes, sir.

Mr. NATCHER. Mr. Myers?

COMPOSITION OF WATER SUPPLY PIPES

Mr. MYERS. What type construction are these huge lines? What type of pipe?

Mr. ALEXANDER. The pipe we are using in the interceptor is about 9 feet heavy concrete reinforced. This will be the same here, as I recall. I can submit that for the record. It should be the same as it is in the Potomac intercept.

Mr. MYERS. What are the existing lines made of?

Mr. ALEXANDER. Our existing lines throughout the city range from ancient iron lines, in some cases brick lines, to, I would imagine, a wood line or two someplace in the city.

Mr. MYERS. Thank you.

CONCLUSION OF ENVIRONMENTAL SERVICES PRESENTATION

Mr. NATCHER. Mr. Alexander, we want to thank you and your associates for appearing before our committee at this time in behalf of your budget request for the fiscal year 1974. Let me say that you have one of the most important assignments in the city.

I believe that you are working at it. It is an important assignment and it is one that is of real importance to all of the people. It is one where a lot of funding is required and there is a lot of work to be done. I know it.

Mr. MYERS. The field is certainly diverse, from inspecting pharmaceuticals to sewage outlets.

Mr. NATCHER. When you use the word environmental you cover the horizon. Thank you very much.

MONDAY, MAY 14, 1973.

WASHINGTON AQUEDUCT

WITNESSES

HARRY C. WAYS, CHIEF
MRS. MARGARET GRISWOLD, BUDGET ANALYST

Mr. NATCHER. Now we take up the Washington aqueduct, where you are requesting $5,430,700 and 325 positions for fiscal year 1974. This represents an increase of $49,800 in the adjusted base, but only an increase of $12,300 over the 1973 allotment. At this point we will insert the justification material in the record.

[The justification material follows:]

DISTRICT OF COLUMBIA GOVERNMENT		SCHEDULE 1		
AGENCY: Washington Aqueduct Division	CATEGORY: Water Supply	SUBCATEGORY:	BUDGET UNIT:	CODE: LB

FINANCIAL SUMMARY

Resource Category	Description		Past Year FY 1972 Obligations	Current Year FY 1973 Allotment	Budget Year FY 1974 Adjusted Base	Budget Year FY 1974 Increase	Budget Year FY 1974 Request	Recommended
OPERATING	D.C. FUNDS		4,903.5	5,418.4	5,380.9	49.8	5,430.7	
	REVENUE SHARING FUNDS		...	...	...	...	...	
	FEDERAL GRANTS		...	...	...	...	...	
	OTHER		...	...	...	...	...	
	REIMBURSEMENTS	District (non add)	...	...	...	...	...	
		Non-District	(191.3)	(245.0)	(245.0)	(75.0)	(320.0)	
	Total Operating		4,903.5	5,418.4	5,380.9	49.8	5,430.7	
CAPITAL IMPROVEMENTS	D.C. FUNDS		2,295.0	1,000.0			7,000.0	
	REVENUE SHARING FUNDS		...	...			...	
	FEDERAL GRANTS		...	...			...	
	Total Capital Improvements		2,295.0	1,000.0			7,000.0	

MANPOWER SUMMARY

D.C. POSITIONS	AUTHORIZED PERMANENT	325	325	325	...	325	
	• Full Time	(325)	(325)	(325)	...	(325)	
	• Part Time	...	...	...	...	...	
	TEMPORARY	...	...	...	...	...	
REVENUE SHARING POSITIONS		...	...	...	...	...	
GRANT POSITIONS		...	...	...	...	...	
REIMBURSABLE POSITIONS		...	...	...	...	...	
GRAND TOTAL		325	325	325	...	325	

Revised 10/72

DISTRICT OF COLUMBIA GOVERNMENT	SCHEDULE 2
AGENCY: Washington Aqueduct Division	

DETAIL OF D.C. POSITIONS AND FUNDS

Description			Past Year Fy 1972 Obligations	Current Year FY 1973 Allotment	Budget Year– FY 1974 Adjusted Base	Budget Year– FY 1974 Increase	Budget Year– FY 1974 Request	Recommended
POSITIONS	POSITIONS AVAILABLE		325	325	325	...	325	
	POSITIONS FUNDED		289.2	307.7	303.8	...	303.8	
	POSITION LAPSE (percent)		11.0	5.3	6.5	...	6.5	
D.C. FUNDS	Operating	GENERAL	...	...	...	...	...	
		Water Fund	4,903.5	5,418.4	5,380.9	49.8	5,430.7	
		TOTAL OPERATING	4,903.5	5,418.4	5,380.9	49.8	5,430.7	
	Capital Improvements	GENERAL	...	...			...	
		Water Fund	2,295.0	1,000.0			7,000.0	
		TOTAL CAPITAL	2,295.0	1,000.0			7,000.0	
	TOTAL D.C. FUNDS		7,198.5	6,418.4			12,430.7	

DISTRICT OF COLUMBIA GOVERNMENT			SCHEDULE 8	
AGENCY: Washington Aqueduct Division	CATEGORY: Water Supply	CODE: LB	FUNDING SOURCE: Water Fund	Continuation Sheet Page 1 Of 2

OBJECT CLASS SUMMARY–OPERATING FUNDS

Object Classes		Past Year FY 1972 Obligations	Current Year FY 1973 Allotment	Budget Year FY 1974			Recommended
Expense Category	Title			Adjusted Base	Increase	Request	
PERSONAL SERVICES	PERMANENT POSITIONS AVAILABLE (non-add)	3,162.8	3,192.4	3,192.4	...	3,192.4	
	PERMANENT POSITIONS FUNDED	2,733.3	2,846.5	2,839.3	1.9	2,841.2	
	OTHER THAN PERMANENT POSITIONS FUNDED						
	OTHER PERSONNEL COMPENSATION	99.3	95.8	95.8	...	95.8	
	• Night Work Differential	(7.6)	(7.0)	(7.0)	...	(7.0)	
	• Holiday Pay	(33.6)	(22.8)	(22.8)	...	(22.8)	
	• Overtime Pay	(50.1)	(57.0)	(57.0)	...	(57.0)	
	• Standby	...	...	...	...	...	
	• Terminal Leave	(8.0)	(9.0)	(9.0)	...	(9.0)	
	•						
	TOTAL PERSONNEL COMPENSATION	2,832.6	2,942.3	2,935.1	1.9	2,937.0	
	PERSONNEL BENEFITS: civilian employees	258.7	236.0	236.0	30.9	266.9	
	BENEFITS FOR FORMER PERSONNEL	...	...	...	...	...	
	Total Personal Services	3,091.3	3,178.3	3,171.1	32.8	3,203.9	
OTHER OPERATING	TRAVEL AND TRANSPORTATION OF PERSONS	2.8	2.6	2.6	...	2.6	
	TRANSPORTATION OF THINGS	.4	1.0	1.0	...	1.0	
	RENT, COMMUNICATIONS AND UTILITIES	618.2	808.5	808.5	...	808.5	
	PRINTING AND REPRODUCTION	.6	1.0	1.0	...	1.0	
	OTHER SERVICES	294.9	321.3	321.3	...	321.3	
	SUPPLIES AND MATERIALS	804.3	1,005.7	1,005.7	17.0	1,022.7	
	EQUIPMENT TO BE CAPITALIZED	82.4	91.0	69.7	...	69.7	
	EQUIPMENT NOT TO BE CAPITALIZED	8.6	9.0	...	...	...	
	GRANTS AND SUBSIDIES	...	...	...	...	...	
	INSURANCE CLAIMS AND INDEMNITIES	...	...	...	...	...	
	REFUNDS	...	...	...	...	...	
	Total Other Operating	1,812.2	2,240.1	2,209.8	17.0	2,226.8	
	TOTAL OPERATING	4,903.5	5,418.4	5,380.9	49.8	5,430.7	

DISTRICT OF COLUMBIA GOVERNMENT — SCHEDULE 3

AGENCY: Washington Aqueduct Division | CATEGORY: Water Supply | CODE: LB | FUNDING SOURCE: REIMBURSEMENTS (NON-ADD) | Continuation Sheet Page 2 Of 2

OBJECT CLASS SUMMARY–OPERATING FUNDS

Object Classes		Past Year FY 1972 Obligations	Current Year FY 1973 Allotment	Budget Year FY 1974			Recommended
Expense Category	Title			Adjusted Base	Increase	Request	
PERSONAL SERVICES	PERMANENT POSITIONS AVAILABLE (non-add)	...	...	...	...	...	
	PERMANENT POSITIONS FUNDED	(147.0)	(175.0)	(175.0)	...	(175.0)	
	OTHER THAN PERMANENT POSITIONS FUNDED	...	...	...	...	...	
	OTHER PERSONNEL COMPENSATION	...	...	...	...	...	
	• Night Work Differential	...	...	...	...	...	
	• Holiday Pay	...	...	...	...	...	
	• Overtime Pay	...	...	...	...	...	
	• Standby	...	...	...	...	...	
	• Terminal Leave	...	...	...	...	...	
	•	...	...	...	...	...	
	TOTAL PERSONNEL COMPENSATION	(147.0)	(175.0)	(175.0)	...	(175.0)	
	PERSONNEL BENEFITS: civilian employees	(12.2)	(14.0)	(14.0)	...	(14.0)	
	BENEFITS FOR FORMER PERSONNEL	...	...	...	...	...	
	Total Personal Services	(159.2)	(189.0)	(189.0)	...	(189.0)	
OTHER OPERATING	TRAVEL AND TRANSPORTATION OF PERSONS	...	...	...	...	...	
	TRANSPORTATION OF THINGS	...	...	...	...	...	
	RENT, COMMUNICATIONS AND UTILITIES	(16.7)	(14.0)	(14.0)	(75.0)	(89.0)	
	PRINTING AND REPRODUCTION	...	...	...	...	...	
	OTHER SERVICES	(12.6)	(23.0)	(23.0)	...	(23.0)	
	SUPPLIES AND MATERIALS	(2.8)	(19.0)	(19.0)	...	(19.0)	
	EQUIPMENT TO BE CAPITALIZED	...	...	...	...	...	
	EQUIPMENT NOT TO BE CAPITALIZED	...	...	...	...	...	
	GRANTS AND SUBSIDIES	...	...	...	...	...	
	INSURANCE CLAIMS AND INDEMNITIES	...	...	...	...	...	
	REFUNDS	...	...	...	...	...	
	Total Other Operating	(32.1)	(56.0)	(56.0)	(75.0)	(131.0)	
	TOTAL OPERATING	(191.3)	(245.0)	(245.0)	(75.0)	(320.0)	

1100

DISTRICT OF COLUMBIA GOVERNMENT			SCHEDULE 5		
AGENCY: Washington Aqueduct Division	CATEGORY: Water Supply	SUBCATEGORY:	BUDGET UNIT:	CODE: LB	Continuation Sheet Page 1 Of 1

DISTRIBUTION OF INCREASES–D.C. OPERATING FUNDS

Class/Item	D.C. Fund	Pos.	Amounts			Annualization	Full Year Amount	Recommended
			Personal Services	Other Operating	Total			
D.C. Funding								
Within-grade increases and personnel benefits	32.8	...	32.8	...	32.8		32.8	
Supplies and materials	17.0	...	...	17.0	17.0		17.0	
Total D. C. Funding	49.8	...	32.8	17.0	49.8		49.8	

DISTRICT OF COLUMBIA GOVERNMENT

SCHEDULE 6

AGENCY: Washington Aqueduct Division

Continuation Sheet Page 1 Of 1

SUMMARY OF BUDGET ADJUSTMENTS–D.C. FUNDS

Budget Structure		Current Year FY 19 73	Non-Recurring	Inter-Agency	Redirections		Other Adjustments	Net Change	Budget Year FY 19 74
Code	Components	Allotment	Decreases	Transfers	From (–)	To (+)			Adjusted Base
	Amounts								
100	Water Supply	5,418.4	...	...	...	...	-37.5	-37.5	5,380.9
	Agency Total	5,418.4	...	...	...	...	-37.5	-37.5	5,380.9
	Positions								
100	Water Supply	325	...	...	...	...	...	...	325
	Agency Total	325	...	...	...	...	...	...	325

95-872 O - 73 - pt. 2 -- 70

DISTRICT OF COLUMBIA GOVERNMENT	SCHEDULE 6A
AGENCY: Washington Aqueduct Division	Continuation Sheet Page 1 Of 1

JUSTIFICATION OF BUDGET ADJUSTMENTS

Budget Structure			
Code	Justification Level Components	Type	Explanation
100	Water Supply	Other	Reduction for Grade De-escalation - 7.2
		Other	Base reduction for equipment - 30.3

DISTRICT OF COLUMBIA GOVERNMENT	SCHEDULE 10
AGENCY: Washington Aqueduct Division	Continuation Sheet Page 1 Of 1

LANGUAGE ITEM SHEETS

I. Appropriation Item

Environmental Services

Environmental services, $44,309,800, of which $11,978,600 shall be payable from the water fund, $13,646,100 from the sanitary sewage works fund, and $15,700 from the metropolitan area sanitary sewage works fund; (District of Columbia Appropriation Act, Fiscal Year 1973).

"No Proposed Change"

II. Statutory Reference

D.C. Code, Title 43, Chapter 15, and the Acts of March 2, 1867, 14 Stat. 457 and March 30, 1867, 15 Stat. 12, authorize and delineate the responsibilities of the Aqueduct and District of Columbia.

U.S. Code, Title 40, Sec. 45,50,53, and 53a authorize operation of water supply facilities and jurisdiction and control of MacArthur Boulevard.

(The above citations of authority provide detail information for Section 11, General Provisions, Public Law 92-344, District of Columbia Appropriation Act, Fiscal Year 1973).

III. Justification

To give legal authority to Washington Aqueduct to provide the Water Supply Activity for the District of Columbia and adjacent communities.

INTRODUCTION OF WITNESSES

Mr. NATCHER. We have before the committee Mr. Harry C. Ways. Whom do you have with you?

Mr. WAYS. Mrs. Margaret Griswold, our Budget Analyst.

Mr. NATCHER. She has appeared before our committee a number of times, and we are delighted to have her back.

GENERAL STATEMENT OF AQUEDUCT CHIEF

I believe you have a general statement for us. With your permission, we would like to insert it in the record.

[The statement follows:]

PROGRAM OVERVIEW

The Washington Aqueduct Division of the U.S. Army Engineer District, Baltimore, provides the water supply for the District of Columbia and parts of Northern Virginia. The Washington aqueduct is under the control and superintendence of the Chief of Engineers, Corps of Engineers, Department of the Army. The Corps of Engineers has built and operated the water supply facilities of Washington, D.C., since 1852, when directed by Congress to develop a suitable water supply for the Nation's Capital. Most of the structures comprising the original Washington aqueduct, which were built before and during the Civil War, are still functioning as part of the present system, including the Cabin John aqueduct bridge which has recently been declared a national historical landmark. In the intervening years the system has grown to become one of the largest municipal water processing facilities in the country, now serving 1.1 million consumers.

The mission of the Washington aqueduct is the collection, purification, and pumping of an adequate supply of potable water for the District of Columbia, Arlington County, and approximately 50 square miles of Fairfax County, Virginia. Water distribution in these areas is the repsonsibility of the local governments. We have estimated that 78.5 billion gallons of water will be supplied to the consumers in fiscal year 1974.

To accomplish this, the Washington aqueduct must operate continuously on a 24-hour per day basis 365 days per year. We must have adequate personnel, equipment, and supplies to operate and maintain our services. We have always operated in such a manner as to assure the continued purity of the water and the adequacy of the supply facilities for the Nation's Capital. It is essential that we obtain and utilize the best available equipment to maintain water quality standards. At the present time, water quality standards are being made more meaningful and demands for more sophisticated testing equipment and procedures are being made upon water utility managers. We intend to comply with or exceed these standards, as we have done in the past.

During the past year, we have entered into a contract with a private research firm to provide regular analysis for the presence of viral contamination of our raw water supply and to evaluate the effectiveness of our water treatment process in removing viruses. I believe we are the first municipal water facility in the United States to undertake such a program.

We are confronted with an ever-increasing demand for more water, as well as rising production costs, therefore certain increases are inevitable. We cannot control the amount of water produced each year, since we must meet the demands of the consumers we serve. During the past 12 years water consumption has increased at an average rate of 2.7 percent each year. Our budget estimates are based on the assumption that this rate of increase will continue. Salaries, electric power, and water treatment chemicals constitute 90 percent of the operating cost for the production of water. The highly variable characteristics of the raw water from the Potomac River and the increasing consumption of water determine the expenditures required for chemicals to produce quality water. The cost of electric power is determined by the quantity of water pumped to the citizens. These factors cannot be controlled by the agency head. However, any increases in these costs are fully reimbursed to the water fund from revenues received from the sale of water and any unused amounts are returned to the water fund.

The Washington aqueduct needs adequate funds to replace deteriorated equipment and purchase new water quality test equipment. Much of our equipment is subject to operation on a 24-hour per day basis in an atmosphere high in humidity and chemicals. Under these conditions, equipment will deteriorate more rapidly than if subjected to only normal 40-hour per week use. A continuing program of replacement is essential to maintain water treatment facilities and supporting equipment in top operating condition. In addition, we have a responsibility to assure the purity of this drinking water supply and it is essential that we obtain the latest and best laboratory equipment to perform the more sophisticated chemical and biological tests required by modern standards.

POLICY AND 1974 FUNDING REQUEST

It has been, and will continue to be, the policy of the Washington aqueduct division to supply water to the District of Columbia and the Virginia communities of a quality which exceeds U.S. Public Health Service drinking water standards, and in such quantities as are required to satisfy the needs of the population served. There is no change in our scope of assigned activity for fiscal year 1974 but within the next 3 years we may be taking on an additional service area, the city of Alexandria.

To implement this policy, we are requesting operating funds for fiscal year 1974 in the amount of $5,430,000, an increase of $12,300 over our fiscal year 1973 allotment. The increase covers the items listed below:

Increases:	
Within-grade advancements and personnel benefits	$32,800
Supplies and materials	17,000
Total increases	49,800
Reductions:	
Grade deescalation program	7,200
Equipment reductions	30,000
Total reductions	37,200
Net increase fiscal year 1974 over fiscal year 1973	12,300

In order to assure that the water supply facilities are adequate to meet the needs of the area served, now and in the future, it is essential that there be a well planned program for expansion, rehabilitation, and modernization of the existing plant. We are therefore requesting $7 million in capital improvement funds for fiscal year 1974. Most of this amount $6,720,000, is for the replacement of the obsolete and deteriorating, 70-year-old slow sand filter plant at McMillan. The proposed new rapid sand filters and chemical feed equipment will improve the operating efficiency of the plant and result in operating costs savings of about $300,000 per year over the next 40 years.

Our $1 million fiscal year 1974 capital improvement request includes funds for:

(1) Third increment of a project for water plant extension and improvements at McMillan and Dalecarlia in the amount of $6,800,000. ($885,000 was appropriated in fiscal year 1972 as first increment of this project; and $870,000 in fiscal year 1973. Total project is $18,735,000);

(2) $200,000 for plant major replacements and rehabilitation. Dalecarlia and McMillan. ($130,000 was appropriated in fiscal year 1973 for this project. Total project is $6,695,000.)

MANDATORY INCREASES

Mr. NATCHER. You have an increase of $32,800 shown on page LB–8. I believe this is for within-grade increases and personnel benefits. Then you have an additional amount here of $17,000 for supplies and materials; is that correct?

Mr. WAYS. Yes, Mr. Chairman. The within-grade increases and personnel benefits are the regular increases authorized for our staff. There has just been another wage board grade approved. The amounts for supplies and materials is due almost entirely to cost escalation of

prices we have to pay for these materials that we need to keep the water supply system operating.

Mr. NATCHER. These different items that you set out on page LB–8 are necessary, supplies and materials, and so forth, in the sum of $17,000; correct?

Mr. WAYS. Yes, sir.

CAPITAL IMPROVEMENT PROJECTS

Mr. NATCHER. We next take up "Capital improvements."

Mr. Myers, any questions before we take up the various projects?

Mr. MYERS. I think that I will wait until we take them up.

Mr. NATCHER. Here we have a total of $7 million for two Capital improvement projects listed in order of priority on page LB–CAP–1. We will insert the justifications in the record at this point.

[The justifications follow:]

1974-1979
CAPITAL IMPROVEMENTS PROGRAM SUMMARY
(dollars in thousands)

FORM OBPM 10 (Rev. 4/24/72)

Date of Preparation 5 June 1972

Fund Water

Page	Priority	Project Number	Project Title	Service Area	Estimated Total Project Cost	Prior Appropriations	Capital Budget Request 1974	Program Estimate FY 1975	FY 1976	FY 1977	FY 1978	FY 1979	Estimate Beyond Program Period
LB-CAP-2	1	35-117	Water Treatment Plant Improvements and Extensions, Dalecarlia and McMillan		18,735.0	1,755.0	C 6,800.0	C 1,800.0	C 800.0	CS 150.0 C 690.0	C 400.0	C 400.0	5,940.0
LB-CAP-4	2	35-119	Plant Major Replacements and Rehabilitation, Dalecarlia and McMillan		6,695.0	695.0	C 200.0	C 200.0	C 200.0	C 160.0	100.0	C 100.0	5,040.0
					25,430.0	2,450.0	7,000.0	2,000.0	1,000.0	1,000.0	500.0	500.0	10,980.0

Agency WASHINGTON AQUEDUCT

For each project indicated in FY 1974 through the beyond column indicate before the amount of funding: PS (preliminary survey), S (site), CS (construction services), C (construction), and E (equipment).

FORM OBFM 7 (Rev. 4/22/72)

CAPITAL IMPROVEMENTS PROJECT SCHEDULE
FISCAL YEARS 1974-1979
(dollars in thousands)

Date of Preparation 5 June 1972

Fund Water

Project Number: 35-117
Project Title: Water Treatment Plant Extensions
Project Location: Dalecarlia and McMillan Water Treatment Plants, 5900 MacArthur Blvd. N. W., and 2500 First St. N. W.
Square & Lot Numbers: N/A

Community Services Area No. City-wide

Capacity of Facility: N/A

Agency Priority: 1
Estimated Occupancy Date: N/A
Month _____ Year _____

Replacement [X] New [X]
Expansion [X] Modernization [X]

Model Cities Area: [ ] Yes [X] No

Urban Renewal Area:
Credit % ..... N/A

Estimated Operating Budget Costs

	Current	1st Year	2d Year
Maintenance .	...	...	...
Program	...	...	...
Federal Grant	...	...	...
Total	...	...	...

Relocation Data
Families 0
Individuals .. 0
Businesses ... 0
Other 0

Federal Grant Funds
Grantor .... N/A

Federal % .. N/A

Capital Improvements Project Estimate	Estimated Total Project Cost	Prior Appropriations	Unobligated Balance	Appropriation Request FY 1974	Program Estimate FY 1975	FY 1976	FY 1977	FY 1978	FY 1979	Estimate Beyond Program Period
Prel. Surv...	$ ...	$ ...	$ ...	$ ...	$ ...	$ ...	$ ...	$ ...	$ ...	$ ...
Site.....	...	...	...	...	...	...	...	...	...	...
Cons. Serv...	785	635	426	...	...	...	150	...	...	...
Construction	17,950	1,120	385	6,800	1,800	800	690	400	400	5,940
Equipment....	...	...	...	...	...	...	...	...	...	...
Total	$18,735	$1,755	$811	$6,800	$1,800	$800	$840	$400	$400	$5,940

PROJECT JUSTIFICATION:

(1) The McMillan Plant is the last large slow sand plant still in use in the United States. The existing filters are obsolete and many are structurally deteriorated. Construction funds in the amount of $6,720,000 are required to complete the project for conversion at the McMillan filter plant from slow sand filters to rapid-type filters, and replace existing obsolete chemical feed building. Funds were provided in FY 1972 and FY 1973 budgets for engineering analysis and demolition and removal of existing filters.

SCOPE OF WORK OUTLINE:

Construction of conversion of McMillan plant to rapid sand filtration. Construction of ornamental fence and entrance-way at the Dalecarlia Water Treatment Plant.

(1) C 6,720

(2) C - 80

6,800

Agency Washington Aqueduct

Justification (continued)

This will replace 70 year-old deteriorating structure with new facilities which will improve the operating efficiency of the plant, and result in operating cost savings of about $300,000 a year over the next 40 years.

(2) The Dalecarlia Water Treatment Plant is located on the D. C. boundary line at one of the major entrances to the City. In accordance with recent efforts to beautify such approaches, the National Park Service has done extensive planting in the center divide strip of MacArthur Boulevard. The Dalecarlia Ornamental Fence and Entranceway project is part of this overall plan, and will also greatly improve the Water Plant appearance. The existing chain link fence and gates will be replaced with combination brick and wrought-iron fences and entranceways. These will be more pleasing in appearance and will be compatible with the existing architectural scheme for the reservation. Detailed plans and specifications for this project have been prepared under advanced planning funds. Construction funds in the amount of $80,000 are requested for entranceway and fencing at the Dalecarlia plant.

Scope of Work (continued)

Agency Washington Aqueduct

FORM OBFM 7 (Rev. 4/22/72)

CAPITAL IMPROVEMENTS PROJECT SCHEDULE
FISCAL YEARS 1974-1979
(dollars in thousands)

Date of Preparation 5 June 1972

Fund Water

Project Number: 35-119
Project Title: Plant Major Replacements and Rehabilitation
Project Location: Dalecarlia and McMillan Water Treatment Plants, 5900 MacArthur Blvd. N. W. and 2500 First Street, N.W.
Square & Lot Numbers: N/A

Community Services Area No. City-wide

Capacity of Facility: N/A

Agency Priority:
Estimated Occupancy Date: N/A
Month _____ Year _____

Replacement [X] New [ ]
Expansion [ ] Modernization [X]

Model Cities Area: [ ] Yes [X] No

Urban Renewal Area:
Credit % ..... N/A

Estimated Operating Budget Costs

	Current	1st Year	2d Year
Maintenance	...	...	...
Program	...	...	...
Federal Grant	...	...	...
Total	...	...	...

Relocation Data

Families	0
Individuals	0
Businesses	0
Other	0

Federal Grant Funds
Grantor .... N/A

Federal % .. N/A

Capital Improvements Project Estimate	Estimated Total Project Cost	Prior Appropriations	Unobligated Balance 31 March 72	Appropriation Request FY 1974	Program Estimate FY 1975	FY 1976	FY 1977	FY 1978	FY 1979	Estimate Beyond Program Period
Prel. Surv.	$ ...	$ ...	$...	$ ...	$ ...	$ ...	$ ...	$ ...	$ ...	$ ...
Site	...	...	...	...	...	...	...	...	...	...
Cons. Serv.	...	...	...	...	...	...	...	...	...	...
Construction	6,695	695	22	200	200	200	160	100	100	5,040
Equipment	...	...	...	...	...	...	...	...	...	...
Total	$ 6,695	$ 695	$ 22	$ 200	$ 200	$ 200	$ 160	$ 100	$ 100	$ 5,040

PROJECT JUSTIFICATION:

Plant major replacements and rehabilitations are a capital expense required to provide for programmed replacement of major segments of water plant facilities. The FY 1974 request of $200,000 includes:

(1) $100,000 for the partial replacement of electrical switchgear and related control equipment in the McMillan Pumping Station. The existing equipment has been in continuous service since 1936. The pumping station serves to lift 100 million gallons per day of settled water from McMillan Reservoir, 20 feet onto the filters at McMillan. These switch-

SCOPE OF WORK OUTLINE:

(1) Replacement of 9 units of 2400 volt switchgear and all related electrical control devices at the McMillan Pumping Station.

(2) Resurfacing reservation roadways. Regradation of existing base repaving and replacing curbs and gutters at main entrance to Dalecarlia reservation.

(3) Replacement of tainter gate with 22-inch remote con-

Agency Washington Aqueduct

1111

Justification (continued)	Scope of Work (continued)
gear units must be replaced because of obsolescence, deterioration and unreliable functioning. Parts are no longer available for these units as the manufacturer is defunct. Replacement of the switchgear can be made without effecting water production at McMillan. (2) $60,000 for roadway resurfacing and reconstruction at Dalecarlia Reservation. The roadways on the reservation received unusually heavy usage as a result of continuous construction and fill operations in conjunction with the various W.A. Capital Outlay Projects. The main entrance roadway surface has deteriorated and drainage is inadequate. The curbs and gutters in this area are broken and dislocated. The base course under the existing pavement requires regradation to provide a firm bed for the new pavement. (3) $40,000 for installation of a 72-inch diameter remotely operated butterfly valve as a replacement for the tainter gate in the Georgetown conduit between Dalecarlia and Georgetown Reservoirs. Since removal of the tainter gate and gate house in 1967 after more than 80 years of service, the flow between the reservoirs has beenmanually controlled using the sluice gates at each reservoir. The 72-inch diameter butterfly valve is required for efficient and accurate remote control of the flow from Dalecarlia to Georgetown Reservoirs.	trolled, electrically operated butterfly valve in Georgetown conduit.

Agency Washington Aqueduct

WATER TREATMENT PLANT EXTENSIONS (SEE PP. 1109–1110)

Mr. NATCHER. First, under water treatment plant extensions, you are requesting $6,800,000 for construction, of which $6,720,000 is to complete the conversion of the McMillan Filtration Plant and $80,000 for an ornamental fence and entranceway at the Dalecarlia Water Treatment Plant.

Justify this request, please.

REPLACEMENT OF SLOW SAND FILTERS

Mr. WAYS. The McMillan of Filtration Plant is to replace the old McMillan slow sand filters which are 70 years old, deteriorating structures which are obsolete and are out of date. The present operation there involves a considerable amount of hand labor in washing these filters. They are to be replaced with modern, rapid sand mechanical type filters, the standard type of filter now being built everywhere in the United States.

There are two reasons: First, the 70-year-old plant is deteriorating and has to be replaced under any circumstance. Parts of it have actually caved in. We cannot use them. We cannot put men in there because of the safety hazard.

ESTIMATED ANNUAL SAVINGS

Converting to the new rapid sand type operation will also reduce labor costs considerably and result in a saving averaged over the next 40 years based on our estimated water production at that plant, of approximately $300,000 per year. That covers the McMillan plant.

BEAUTIFICATION PROJECT

Then the improvements to Dalecarlia are just part of the general beautification of that area. I don't know whether you are familiar with it, but it is one of the major entrances into the city. There is a beautiful lake there, which is part of our project. We built a scenic overlook there for motorists coming into the city to overlook the Dalecarlia Reservoir, but our entrance to our plant we feel should be improved. This makes it primarily a beautification project. We are going to build a brick wall and wrought iron picket fence at the entranceway to replace the old chain link fence and gates which are deteriorating to the point where they need replacement.

UTILIZATION OF FUNDS

Mr. NATCHER. If approved, these funds could be utilized in fiscal year 1974?

Mr. WAYS. The money for the McMillan project, the way we have it scheduled now, if everything goes properly, I believe could be utilized There are some delays that may mean we couldn't get a contract underway in time to have it expended. This is up to our consultants and the procedures that we go through to get the project approved. There is a schedule, as far as the budget is concerned, to have it available for con-

tract during the fiscal year. I couldn't say for certain that we will. There are certain things that may develop.

Mr. NATCHER. We hope that you can. This is an important project.

Mr. WAYS. It is a very important project and we have been working on it for quite some time. As I say, the consultants are retained and are designing the project. If they have the plans and specifications ready in time, then I can let the contract. If it is not, it will be shortly thereafter.

Mr. NATCHER. Mr. Myers?

TIME SCHEDULE FOR IMPROVEMENT PROGRAM

Mr. MYERS. Why is it that the total construction costs of $17.9 million are spread out beyond 1979? Why can't you jump in and get it done in 2 or 3 years?

Mr. WAYS. This is a general water treatment plant improvement program which is spread out over a long period of time. All of the things couldn't be done at once for one reason. You have to take various parts of the plant out of service to do the work. You cannot take the whole plant out at the same time. There are parts that have to be retained in service. In other words, we can only take half of the filters out to do repair and rehabilitation or construction work which requires the taking out of those parts of the plant. While the McMillan plant is being built, the Dalecarlia plant will have to be in full-time service to absorb the total load during the time McMillan has to be out of service for construction. It is a phasing process which will permit us to continue to produce water 24 hours per day every day of the year and still get the work done.

Mr. MYERS. Thank you.

PLANT MAJOR REPLACEMENTS AND REHABILITATION (SEE PP. 1111–1112)

Mr. NATCHER. Your second project is plant major replacements and rehabilitation, where you are requesting $200,000 for construction. Justify this, please.

REPLACEMENT OF OBSOLETE SWITCH GEAR

Mr. WAYS. Again the major part of it is for the replacement of obsolete and worn-out switch gear, in our McMillan Pumping Station. This equipment has been a continuous service since 1936. It is a vital link in our system. If we lost that pumping station it shuts down the complete McMillan plant because the pumping station is the link which lifts the water from the reservoir to the filters for processing. As a result of the fact that this equipment has deteriorated and is obsolete, the $120,000 is to replace that obsolete equipment.

ROADWAY SURFACING

Sixty thousand dollars is for roadway resurfacing and construction at Dalecarlia Reservoir. We have had a number of major construction projects going on there over the last 20 years, all of which have resulted in heavy trucks or various equipment tearing up our road surfaces. We waited until we had most of it finished, so we could resurface the road

and have a finished job which wouldn't be torn up again. I think we have reached that point now. The part in front of the plant is in very bad shape. That is our entrance to the plant, and we would like to see it looking good. It is full of puddles at the present time and it is awkward to get through.

REPLACEMENT OF OBSOLETE SLUICE GATE

The last $40,000 is for an operating improvement. We tore down an old, obsolete gate about 3 years ago which controlled the flow of water from the Dalecarlia Reservoir to the Georgetown Reservoir with the intention of replacing it with a modern remotely operated butterfly valve control in our pumping stations. With the new valve, the operators wouldn't have to go out in all sorts of weather and operate a sluice gate, as they do at the present time. In this situation the operator has to go out in all kinds of weather and stand on a hazardous, wet slippery platform over the water, and grind the sluice gate up and down to control the flow of water. This is an operating improvement we feel will be a safety benefit and will contribute to the efficiency of our operation.

Mr. NATCHER. Funds could be utilized in fiscal year 1974, if approved?

Mr. WAYS. Yes, sir. These are all ready to go.

Mr. NATCHER. Mr. Myers?

REPROGRAMING FOR PUMPING STATION

Mr. MYERS. Didn't we have a reprograming request a while back for this project?

Mr. WAYS. We had a reprograming for the estuary pumping station.

Mr. MYERS. It didn't involve this project?

Mr. WAYS. Nothing to do with this. That was a separate project.

PROPOSED DAMS TO INCREASE AREA WATER SUPPLY

Mr. MYERS. I have a question relative to water needs. Is there anything being done to bring more water into the city. The requirements of this city are bound to increase?

Mr. WAYS. As far as the Corps of Engineers is concerned and the local area, all the jurisdictions are working very hard to get that problem accomplished, getting more water into the river during periods of low flow. The Corps of Engineers just came out with another report. They held public hearings on it last month in Washington, D.C., Thurmont, Md., and Waynesboro, Va., proposing two dams, one at Staunton and one at Sixes Bridge in Maryland. They had nearly unanimous support for the project from all the local jurisdictions in the Washington metropolitan area and almost all of the local congressional delegations supported the projects. That report with its recommendations from the Chief of Engineers will go to the Congress on June 30, as directed by Congress last year. The corps was directed to reformulate those projects, taking out certain benefits that had been in them particularly for water quality control. What is sometimes referred to as "solution to pollution by deletion." Congress felt that that was not a justification for the dams. The dams had been rejustified on

the basis of water supply and that report is going to Congress on June 30. I think a Senate committee is holding hearings on putting those two dams in the public works bill for this year prior to the report from the Corps of Engineers. There is much being done on this.

AVERAGE DAILY WATER CONSUMPTION

Mr. MYERS. Do you have any figures on the average daily water consumption in the District?

Mr. WAYS. The Washington aqueduct daily consumption is 203 million gallons per day this past fiscal year. That includes all the water which we send to northern Virginia. About 165 million of that goes to the District of Columbia and the balance goes to Arlington County and Falls Church service area.

Mr. MYERS. How much is that per capita?

Mr. WAYS. It is about 165 gallons per capita per day.

Mr. MYERS. How has that figure been running in the last 10 years?

Mr. WAYS. The figure for total consumption has been increasing over the past 10 years about an average rate of 2.7 percent per year. The per capita consumption has been essentially constant.

ADEQUACY OF PRESENT WATER SUPPLY FOR FUTURE NEEDS

Mr. MYERS. How much longer will the existing water resources be sufficient to provide all the water the District needs?

Mr. WAYS. The facilities that we have to provide water, assuming it is in the river, are adequate for 15 to 20 years. We have capital improvements planned to extend them beyond this. The amount of water in the river is already the low flow in the river, which we had in 1966, 281 million gallons per day. The demand for water in the metropolitan area exceeded that in 1972, at 402 million gallons per day. We could say essentially if the low flow in the river occurred again we would on a peak summer day not have enough water to meet the demand.

Mr. MYERS. You are already there?

Mr. WAYS. We are already there, yes, sir.

Mr. MYERS. Hope and pray for rain?

Mr. WAYS. Hope and pray for rain. I think this year we are all right. The way it looks now, there is enough ground water and the flow in the river looks like it will be adequate for the summer. The following summer no one knows.

OPPOSITION TO PROPOSED DAMS

Mr. MYERS. Did you attend the hearings for the dams and reservoirs?

Mr. WAYS. I attended the one in Washington.

Mr. MYERS. Were there any of the so-called environmental groups in opposition there?

Mr. WAYS. Not the Isaac Walton League. There were two conservation groups consistently opposed to these dams, the same people who have been opposing them every time there is a congressional hearing or any public hearing. There are two groups, one of which is represented by Mr. Anthony Wayne Smith, and I don't know the other group; they are the only two who spoke in opposition in Washington. There was opposition in the Waynesboro and the Thurmont, Md., hear-

ings from local residents whose properties would be taken to build these dams. I presume that is understandable. Any man losing his farm will be opposed to it. That was the primary opposition at the hearings in Virginia and Maryland.

COURT INJUNCTIONS

Mr. MYERS. I hope you don't have an injunction, but with any group like that opposed to it, you are likely to get an injunction. There is always a judge here in the District of Columbia who is easily accessible for something like that, disregarding the needs of the community, ready to issue an injunction to prohibit the construction. I hope that I am wrong but I am afraid it is going to happen.

Mr. WAYS. I hope it does not happen.

Mr. MYERS. You have one judge here particularly that seems to relish blocking things like this.

Mr. WAYS. I don't know whether the District of Columbia judge would have jurisdiction over a dam in Frederick County, Md., or not.

Mr. MEYER. Any Federal project?

Mr. WAYS. Yes.

Mr. MYERS. I believe he has even issued injunctions out West.

Thank you.

Mr. NATCHER. Mr. Ways, we want to thank you for appearing in behalf of your budget request. Mrs. Griswold, it is always a pleasure to have you appear before our committee. Thank you very much.

Mr. WAYS. Thank you.

Mr. NATCHER. The committee will now adjourn until 1 o'clock Wednesday afternoon.

WEDNESDAY, MAY 16, 1973.

DEBT SERVICE

REPAYMENT OF LOANS AND INTEREST

WITNESS

COMER S. COPPIE, SPECIAL ASSISTANT TO THE COMMISSIONER-BUDGET OFFICER

Mr. NATCHER. We take up now an item that runs right along with the matter we have been discussing and that is repayment of loans and interest to the U.S. Treasury. The amount requested for fiscal year 1974 is $39,633,000, an increase of $11,489,000 over 1973. We will insert the budget table and justifications in the record at this point.

[The material referred to follows:]

TOTAL OPERATING FUNDS

[In thousands of dollars]

Agency	Actual fiscal year 1972	Estimated fiscal year 1973	Requested fiscal year 1974
Financing of District borrowing	23,574	28,144	39,633

DISTRICT OF COLUMBIA GOVERNMENT	SCHEDULE 13
AGENCY: Repayment of Loans and Interest	AGENCY PROGRAM STATEMENT

Appropriation Summary

1972 Appropriation	$23,573.7
1973 Appropriation	28,144.0
Decrease	.....
Base for 1974	28,144.0
Increases	11,489.0
Total, 1974 estimate	39,633.0

Analysis by Funds

General Fund:		
Construction loan	$29,142.3	
Stadium loan	846.5	29,988.8
Highway fund - construction loan		6,110.1
Water fund - construction loan		2,041.4
Sanitary sewage works fund - construction loan		1,436.0
Metropolitan area sanitary sewage works fund - construction loan		56.7
Total, Repayment of loans and interest		39,633.0

Justification

General fund construction loan repayments, $29,142,271: Public Law 451, 85th Congress (as amended), authorized a loan for a program of construction projects to meet immediate public building construction needs in the District of Columbia. Moneys advanced under this authority were to be repaid, including interest beginning July 1 of the second fiscal year following the date on which each advance is credited to the general fund. The total amount requisitioned through June 30, 1972 is $371,711,000. The total of funds advanced under this authority is to be repaid within thirty years. Public Law 91-650, dated January 5, 1971, authorized public building construction on a formula basis related to the general fund taxes. A maximum loan authorization of $793,761,000 (Public Law 92-349, dated July 13, 1972, authorizes the Commissioner to exceed the maximum loan authorization by $219,700,000 to carry out provisions of the National Capital Transportation Act) is available for fiscal year 1974. Of this authorization, the following amounts have been appropriated, requisitioned, and repaid:

Fiscal Year	Loan Appropriation	Requisitioned	Repayment		
			Total	Principal	Interest
1960	$20,000,000	$.....	$.....	$.....	$.....
1961	15,900,000	.....	.....	.....	.....
1962	20,400,000	17,000,000	.....	.....	.....
1963	18,700,000	.....	.....	.....	.....
1964	11,300,000	.....	.....	.....	.....
1965	20,000,000	4,000,000	1,018,444	11,718	1,006,726
1966	24,400,000	19,000,000	1,015,124	314,357	700,766
1967	31,073,500	12,000,000	1,015,124	327,325	687,799
1968	66,588,000	21,000,000	1,251,548	384,224	867,325
			2,428,247	428,100	2,000,147

DISTRICT OF COLUMBIA GOVERNMENT	SCHEDULE 13
AGENCY: Repayment of Loans and Interest	AGENCY PROGRAM STATEMENT

General fund construction loan repayment - continued

Fiscal Year	Loan Appropriation	Requisitioned	Repayment Total	Repayment Principal	Repayment Interest
1969	65,125,000	51,200,000	3,192,690	797,343	2,395,347
1970	58,528,000	75,600,000	4,603,032	1,311,916	3,291,116
1971	.....	44,825,000	8,292,452	1,775,338	6,517,114
1972	72,486,000	127,086,000	15,012,152	2,402,068	12,610,084
1973 Estimate	90,968,000	117,472,000	18,718,781	3,080,545	15,638,236
Total	515,468,500	489,183,000	56,547,594	10,832,934	45,714,660

The amount requested for fiscal year 1974 is required to pay principal of $4,106,560 and interest of $25,035,711 due on July 1, 1973.

General fund stadium loan repayment, $846,499: Public Law 561, 85th Congress, approved July 28, 1958, stated that whenever the Armory Board certifies there are not sufficient funds in the stadium sinking fund to pay amounts becoming due for interest or retirement of the bond, the Commissioners of the District of Columbia shall include such interest or retirement of bonds out of the revenues of the District of Columbia.

The Armory Board made no contribution to meet the December 1, 1972 interest payment of $415,800 and it is estimated there will be no money available to meet the June 1, 1973 interest payment of $415,800. Therefore, it will be necessary for the Chairman of the City Council to borrow $831,600 from the U. S. Treasury to meet these two payments.

The amount requested for fiscal year 1974 is required to repay the principal of $831,600 together with interest of $14,899 or a total of $846,499.

Highway fund construction loan repayment, $6,110,103: Public Law 364, 83rd Congress (as amended), authorized a loan for a program of construction projects to meet immediate capital needs for highways in the District of Columbia. Moneys advanced under this authority were to be repaid, including interest, beginning July 1, of the second fiscal year following the date on which each advance is credited to the highway fund. The total amount requisitioned through June 30, 1972 is $93,250,000. Of the $110,000,000 authorized, the following amounts have been appropriated, requisitioned, and repaid:

Highway fund construction loan repayment - continued

Fiscal Year	Appropriation	Requisitioned	Repayment		
			Total	Principal	Interest
1955	$3,357,000	$.....	$.....	$.....	$.....
1956	6,000,000	.....	.....	.....	.....
1957	5,400,000	.....	.....	.....	.....
1958	6,481,100	.....	.....	.....	.....
1959	5,500,000	.....	.....	.....	.....
1960	13,100,000	.....	.....	.....	.....
1961	3,500,000	8,000,000	.....	.....	.....
1962	.....	21,500,000	.....	.....	.....
1963	1,600,000	7,500,000	482,617	53,393	429,224
1964	.....	.....	1,841,645	222,189	1,619,456
1965	1,400,000	2,200,000	2,212,648	566,352	1,646,296
1966	3,911,900	5,500,000	2,151,789	733,096	1,418,693
1967	12,000,000	9,000,000	2,301,362	771,537	1,529,825
1968	14,300,000	7,500,000	2,661,896	864,818	1,797,078
1969	8,000,000	13,850,000	3,261,077	1,026,374	2,234,703
1970	700,000	9,000,000	3,829,006	1,151,678	2,677,328
1971	.....	1,200,000	4,905,085	1,341,558	3,563,527
1972	8,000,000	8,000,000	5,466,185	1,575,099	3,891,086
1973 Estimate	16,706,000	16,706,000	5,503,241	1,752,553	3,750,688
Total	109,956,000	109,956,000	34,616,551	10,058,647	24,557,904

The amount requested for fiscal year 1974 is required to pay principal of $1,853,312 and interest of $4,256,791 due on July 1, 1973.

DISTRICT OF COLUMBIA GOVERNMENT	SCHEDULE 13
AGENCY: Repayment of Loans and Interest	AGENCY PROGRAM STATEMENT

Water fund construction loan repayment, $2,041,426: Public Law 533, 81st Congress, authorized a loan for the expansion of the District of Columbia water system in the amount of $23,000,000 which was increased to $35,000,000 by Public Law 364 of the 83rd Congress and to $51,000,000 by Public Law 650 of the 91st Congress. Moneys advanced under this authority were to be repaid, including interest beginning July 1, of the second fiscal year following the date on which each advance is credited to the water fund.

The total amount requisitioned through June 30, 1972 is $33,140,000. The total funds advanced under this authority is to be repaid within thirty years. Of the $51,000,000 authorized, the following amounts have been appropriated, requisitioned, and repaid:

Fiscal Year	Loan Appropriation	Requisitioned	Repayment		
			Total	Principal	Interest
1951	$1,405,000	$.....	$.....	$.....	$.....
1952	5,125,000	.....	.....	.....	.....
1953	6,900,000	750,000	.....	.....	.....
1954	4,000,000	1,150,000	.....	.....	.....
1955	2,550,000	.....	.....	.....	.....
1956	3,000,000	2,300,000	144,789	34,704	110,085
1957	5,300,000	3,900,000	95,424	42,223	53,201
1958	1,600,000	2,000,000	211,702	76,721	134,981
1959	.....	3,250,000	421,972	123,582	298,390
1960	1,200,000	900,000	538,080	198,048	340,032
1961	.....	3,400,000	710,294	253,276	457,018
1962	.....	2,750,000	765,359	308,731	456,628
1963	.....	850,000	968,053	351,933	616,120
1964	.....	850,000	1,123,991	420,518	703,473
1965	.....	1,250,000	1,172,830	469,555	703,275
1966	.....	1,550,000	1,225,779	502,561	723,218
1967	500,000	200,000	1,302,640	532,777	769,863
1968	2,000,000	700,000	1,398,395	578,315	820,080
1969	1,250,000	.....	1,406,808	619,369	787,439
1970	170,000	3,500,000	1,452,148	652,118	800,030
1971	.....	1,700,000	1,452,148	677,904	774,244
1972	6,000,000	2,140,000	1,747,911	707,230	1,040,681
1973 Estimate	2,933,000	8,433,000	1,904,638	770,018	1,134,620
Total	43,933,000	41,573,000	18,042,961	7,319,583	10,723,378

The amount requested for fiscal year 1974 is required to pay principal of $831,349 and interest of $1,210,077 due on July 1, 1973.

DISTRICT OF COLUMBIA GOVERNMENT	SCHEDULE 13
AGENCY: Repayment of Loans and Interest	AGENCY PROGRAM STATEMENT

Sanitary sewage works fund construction loan repayment, $1,435,981: Public Law 364, 83rd Congress (as amended), authorized a loan for a program of construction expansion, relocation, replacement, or renovation of (1) the sanitary sewer system of the District of Columbia or (2) the combined sewer of the District of Columbia. Moneys advanced under this authority were to be repaid, including interest, beginning July 1, of the second fiscal year following the date on which each advance is credited to the sanitary sewage works fund. The total amount requisitioned through June 30, 1972, is $29,275,000. The total of the funds advanced under this authority is to be repaid within thirty years. Of the $106,000,000 authorized, the following amounts have been appropriated, requisitioned, and repaid:

Fiscal Year	Loan Appropriation	Requisitioned	Repayment		
			Total	Principal	Interest
1955	$2,050,000	$.....	$.....	$.....	$.....
1956	700,000	.....	.....	.....	.....
1957	.....	.....	.....	.....	.....
1958	1,550,000	.....	.....	.....	.....
1959	.....	.....	.....	.....	.....
1960	.....	.....	.....	.....	.....
1961	700,000	800,000	.....	.....	.....
1962	8,600,000	1,750,000	.....	.....	.....
1963	3,242,000	2,400,000	45,636	13,331	32,305
1964	8,000,000	3,825,000	148,941	36,325	112,616
1965	5,000,000	2,750,000	290,569	52,767	237,802
1966	.....	1,300,000	455,030	123,452	331,578
1967	.....	.....	455,030	151,350	303,680
1968	.....	1,200,000	501,434	161,062	340,372
1969	.....	1,450,000	497,696	176,210	321,486
1970	2,158,000	500,000	511,641	183,449	328,192
1971	.....	3,500,000	554,656	201,357	353,299
1972	15,600,000	9,800,000	647,897	219,482	428,415
1973 Estimate	13,960,000	28,000,000	1,053,121	316,015	737,106
Total	61,560,000	57,275,000	5,161,651	1,634,800	3,526,851

The amount for fiscal year 1974 is required to pay principal of $313,392 and interest of $1,122,589 due on July 1, 1973.

DISTRICT OF COLUMBIA GOVERNMENT	SCHEDULE 13
AGENCY: Repayment of Loans and Interest	AGENCY PROGRAM STATEMENT

Sanitary sewage works fund construction loan repayment - continued

Repayment of the following amounts is being deferred in accordance with the provisions of Public Law 86-711 pending receipt of additional income from charges for sewage attributed to sewage flowing into the District of Columbia sanitary sewage works from the Potomac Interceptor:

	Principal	Interest	Total
Due July 1, 1965 (fiscal year 1966)	$1,535	$10,324	$11,859
Due July 1, 1966 (fiscal year 1967)	20,002	162,682	182,684
Due July 1, 1967 (fiscal year 1968)	64,174	147,873	212,047
Due July 1, 1968 (fiscal year 1969)	66,932	145,115	212,047
Due July 1, 1969 (fiscal year 1970)	83,115	197,767	280,882
Due July 1, 1970 (fiscal year 1971)	87,219	206,453	293,672
Due July 1, 1971 (fiscal year 1972)	111,697	226,613	338,310
Due July 1, 1972 (fiscal year 1973)	152,396	409,758	562,154
Due July 1, 1973 (fiscal year 1974)	160,233	401,922	562,155
Total	747,303	1,908,507	2,655,810

Metropolitan area sanitary sewage works fund loan repayment, $56,741: Public Law 86-515, authorized a loan of $25,000,000 to plan and construct a sanitary sewer (Potomac Interceptor) to connect the Dulles International Airport with the District of Columbia System. Any loan advanced under this authority shall be credited to the metropolitan area sanitary sewage works fund, and shall be repaid to the Secretary of the Treasury from the receipts credited to said fund, in substantially equal annual payments including principal and interest, within a period of forty years beginning on July 1 of the second fiscal year following the date on which each such advance is credited to this fund. Provided, that interest and principal payments shall be deferred whenever the Secretary of the Treasury finds that the income received from charges for sewerage services is inadequate to cover these and other expenses properly chargeable to these receipts, and such deferred interest and principal shall be added to the sums payable to the Secretary of the Treasury in later years. Public Law 90-84 requires that the District of Columbia repay only 50% of the total loan advanced to the metropolitan area sanitary sewage works fund. Public Law 92-196 increased the authorization to $35,500,000 and requires any loan advanced on or after July 1, 1971, 100 per centum of such loan shall be repaid to the Secretary of the Treasury. Of the $35,500,000 authorized the following amounts have been appropriated, requisitioned, and repaid:

Metropolitan area sanitary sewage works fund loan repayment - continued

Fiscal Year	Loan Appropriation	Requisitioned	Repayment Total	Repayment Principal	Repayment Interest
1961	$22,500,000	$.....	$.....	$.....	$.....
1962	.....	$1,250,000	.....	.....	.....
1963	2,500,000	14,200,000	.....	.....	.....
1964	.....	4,775,000	.....	.....	.....
1965	.....	500,000	.....	.....	.....
1966	.....	975,000	.....	.....	.....
1967	.....	250,000	.....	.....	.....
1968	.....	800,000	.....	.....	.....
1969	.....	1,750,000	.....	.....	.....
1970	.....	200,000	.....	.....	.....
1971	.....	.....	.....	.....	.....
1972	.....	.....	.....	.....	.....
1973 Estimate	6,252,000	6,252,000	57,285	4,585	52,700
Total	31,252,000	30,952,000	115,395	9,876	105,519
			172,680	14,461	158,219

The amount for fiscal year 1974 is required to pay principal of $7,123 and interest of $49,618.

Repayment of the following amounts is being deferred in accordance with the provisions of Public Law 86-515, dated June 12, 1960:

	Principal	Interest	Total
Due July 1, 1963 (fiscal year 1964)	$5,553	$26,657	$32,210
Due July 1, 1964 (fiscal year 1965)	18,300	448,960	467,260
Due July 1, 1965 (fiscal year 1966)	88,459	460,065	548,524
Due July 1, 1966 (fiscal year 1967)	118,664	404,936	523,600
Due July 1, 1967 (fiscal year 1968)	126,193	425,140	551,333
Due July 1, 1968 (fiscal year 1969)	134,414	423,631	558,045
Due July 1, 1969 (fiscal year 1970)	142,208	439,208	581,416
Due July 1, 1970 (fiscal year 1971)	149,546	440,810	590,356
Due July 1, 1971 (fiscal year 1972)	156,302	430,820	587,122
Due July 1, 1972 (fiscal year 1973)	162,538	424,584	587,122
Due July 1, 1973 (fiscal year 1974)	169,024	418,098	587,122
Total	1,271,201	4,342,909	5,614,110

GENERAL STATEMENT

Mr. NATCHER. Mr. Coppie, I believe you have a statement for us. Would you like to have it inserted in the record in its entirety at this point?

Mr. COPPIE. Mr. Chairman, I would, please.

Mr. NATCHER. Thank you very much. We appreciate it.

[The statement follows:]

Mr. Chairman, $39,633,021 is needed for repayment of loans and interest for fiscal year 1974. This obligation is based on the amount borrowed by the District through June 30, 1972.

As you know, the District government finances its capital improvements program by borrowing the required funds from the U.S. Treasury. Unlike most municipalities, the District does not have the authority to issue bonds to finance public construction.

The city has traditionally repaid the loans over 30 years. Under a new agreement with the Treasury, however, we will be able to secure 15-year loans to finance projects that have a useful life of considerably less than 30 years.

The debt service requirement for fiscal 1974 is broken down in the following way. Interest payments are due July 1, 1973.

GENERAL FUND

There are two components of the "General fund obligation": (*a*) the general fund construction loan and (*b*) the stadium construction loan.

For the general fund construction loan, the 1974 requirement is $4,106,560 for principal and $25,035,711 for interest. The city had borrowed $371,711,000 through fiscal 1972.

The stadium construction loan will require a total payment of $846,499. This amount is divided between $831,600 for principal and $14,899 for interest.

HIGHWAY FUND CONSTRUCTION LOAN

The District had borrowed $93,250,000 through fiscal year 1972 to finance highway construction and related projects. To meet our obligation in the next fiscal year, we are requesting $1,853,312 for principal and $4,256,791 for interest.

WATER FUND CONSTRUCTION LOAN

Payments on borrowing to finance water fund projects will be $821,349 for principal and $1,210,077 for interest.

Borrowing through June 30, 1972, for water fund projects amounted to $33,140,000.

SANITARY SEWAGE WORKS CONSTRUCTION LOAN

Construction of sewage system components has been financed by loans totaling $29,275,000 through June 30, 1972.

The 1974 obligation is $313,392 for principal and $1,122,589 for interest.

METROPOLITAN AREA SANITARY SEWAGE WORKS CONSTRUCTION LOAN

This obligation has been incurred to finance construction of sanitary sewage works to serve the entire metropolitan area. Through fiscal 1972, the city had borrowed $24,700,000 for that purpose.

The fiscal 1974 payment is $7,123 for principal and $49,618 for interest.

Repayment of principal and interest on this loan is to be made by charges to other jurisdictions served by the Potomac Interceptor.

INTEREST PAYMENT ON STADIUM DEBT

Mr. NATCHER. As I stated a moment ago, the amount before the committee is $39,633,000 for 1974. We have an increase of $11,489,000 over 1973.

I note you are requesting the entire amount required to pay the interest due on the stadium bonds, $831,000, plus $14,899, to pay the interest on the money you must borrow from the U.S. Treasury.

Mr. Coppie, we have had this item before in each year. The stadium cost in the neighborhood of $20 million. None of the bonds have been retired. The annual interest on the bonds is $831,000. There have been few years that the stadium income has been sufficient to pay all of the interest due. Is that correct?

Mr. COPPIE. Mr. Chairman, I believe there was a period in the beginning when they made automatic payments.

Mr. NATCHER. On the interest?

Mr. COPPIE. Yes, sir. That was 1960 and 1961.

Mr. NATCHER. We didn't have to borrow any part of the interest for those 2 years.

Mr. COPPIE. The first time the District borrowed was June 1, 1962. To underscore the point I believe you are making, let me say that from 1960 to 1972, approximately $10.7 million in interest has been paid on the $19,800,000 bond sale for the construction of the stadium. Of that amount, the Armory Board has made available $3.6 million and the District has made available $7.2 million.

Mr. NATCHER. Now, Mr. Coppie, for the fiscal year 1974, you do not anticipate enough income from the stadium to take care of this interest item?

Mr. COPPIE. Mr. Chairman, the sum requested in this budget is to repay the amount that the city had to borrow for 1973. I might point out that the situation doesn't look any brighter for fiscal year 1974. We do anticipate there will be some additional day utilization of the stadium in 1974, but it won't produce enough additional income to change the current situation.

CONTRIBUTIONS FROM ARMORY BOARD

Mr. NATCHER. Mr. Coppie, you may have given us this information previously, but when did the Armory Board make its last contribution to meet the interest payments on the bonds?

Mr. COPPIE. Mr. Chairman, the last contribution was on June 1, 1972. They made available $100,000.

Mr. NATCHER. Of the $831,000 necessary?

Mr. COPPIE. That is correct, Mr. Chairman. Prior to that they made a contribution on December 1, 1970. They have made $300,000 available toward the last six interest payments.

[The following was submitted for the record:]

STADIUM BOND INTEREST PAYMENTS 1960 - 1973

Interest Payment	Armory Board Contribution	D. C. Borrowing	Interest on D. C. Borrowing	Interest Rate (%)
12-1-60	$ 415,800	...	...	...
6-1-61	415,800	...	...	...
12-1-61	415,800	...	...	...
6-1-62	...	$ 415,800	$ 19,736	3
12-1-62	415,800	...	...	...
6-1-63	...	415,800	7,630	3 1/8
12-1-63	175,800	240,000	5,111	3 5/8
6-1-64	...	415,800	1,501	3 7/8
12-1-64	...	415,800	9,402	3 7/8
6-1-65	...	415,800	1,367	4
12-1-65	75,000	340,800	8,660	4 3/8
6-1-66	...	415,800	1,660	4 7/8
12-1-66	...	415,800	13,283	5 1/2
6-1-67	75,000	340,800	1,120	4
12-1-67	325,800	90,000	2,953	5 5/8
6-1-68	100,000	315,800	1,480	5 5/8
12-1-68	325,800	90,000	2,888	5 1/2
6-1-69	100,000	315,800	1,731	6 1/4
12-1-69	375,800	40,000	1,692	7 1/4
6-1-70	100,800	315,000	1,903	8 1/4
12-1-70	200,000	315,800	8,182	6 1/2
6-1-71	...	415,800	1,646	4 3/4
12-1-71	...	415,800	11,218	4 5/8
6-1-72	100,000	315,800	1,217	4 5/8
12-1-72	...	415,800	13,037	5 3/8
Estimate 6-1-73	...	415,800	1,862	5 3/8
Total	$3,617,000	$7,193,600	$119,279	

Mr. NATCHER. I will yield at this point. Mr. McEwen?
Mr. MCEWEN. No. questions.
Mr. NATCHER. Mr. Chappell?
Mr. CHAPPELL. No questions.
Mr. NATCHER. Mr. Veysey?
Mr. VEYSEY. No questions.
Mr. NATCHER. Mr. Coughlin?
Mr. COUGHLIN. No questions.

LEGISLATION ON STADIUM DEBT

Mr. NATCHER. Mr. Coppie, has any legislative proposal been forwarded to the Congress to provide for retirement of the bonds?

Mr. COPPIE. Not in this session, Mr. Chairman. In the last session of the Congress we did have a bill before the Congress. It was considered in the House, but it did not pass. The proposed plan was to divide responsibility between the Federal Government and the city government for meeting the stadium debt. I anticipate that the same legislation will be introduced into this session of the Congress, but it has not been transmitted.

FUTURE DEBT SERVICE REQUIREMENTS

Mr. NATCHER. Mr. Coppie, if the committee were to recommend to the full committee and to the Congress the full capital outlay budget requested, what would be the debt service increase? What would it amount to over the next several years?

Mr. COPPIE. Mr. Chairman, if we complete all projects now in progress and all new projects proposed for fiscal 1974, the debt service after all the money had been actually borrowed from the Treasury would be $110 million a year. The total amount borrowed would be about $1.7 billion.

PROPOSED INCREASE IN DEBT LIMITATION

Mr. VEYSEY. I think I heard Mr. Coppie say a few moments ago that the limitation on the general fund portion has been moved up from 7 percent to 9 percent. I believe you were suggesting that if present projections continue that will have to be changed again in the near future. Was that your comemnt?

Mr. COPPIE. That was my comment, Mr. Veysey.

Mr. VEYSEY. I just wonder if that is really the right way to look at a limitation. I suppose the limitation was arrived at after some discussion and it was meant to be a limitation, not simply something to be changed or altered as circumstances seem to indicate.

Do you in the District government accept the 9 percent as being a reasonable, appropriate limitation?

BACKGROUND OF CITY'S CAPITAL OUTLAY PROGRAM

Mr. COPPIE. Mr. Veysey, that question goes right to the heart of our capital outlay situation in the District. I would like to take a moment, if I may, to describe that situation for you.

There was no significant public debt in the District of Columbia before 1960, except in three areas. They were the traditional areas of water and sewage system improvements and the highway program. There was no public debt to speak of in the most significant area, the projects that are financed out of the General Fund. Those projects include schools, correctional facilities, rapid rail transit, recreational facilities, and so forth.

There was no significant debt in that area because there was no significant building program in this city for most of the first half of this century. We have traced the history of public capital improvements in the city. We found that after the Civil War, there was a meaningful program under Commissioner Shepherd. That program lasted for about 5 years. There was not another significant, ongoing capital program until 1968, when Mayor Washington came into office.

We have undertaken a substantial capital improvements program. This has been pointed out by the committee, and it has been reinforced by the chairman. That program is generating substantial costs in terms of the annual capital funding request and of the debt service required each year.

STEADY INCREASE IN DEBT SERVICE REQUIREMENTS

The year the Mayor came into office, debt service was less than $8 million. For fiscal 1974 it is $40 million. If the 1974 Capital program is approved and all the other projects in progress are completed, our debt service will be at about $110 million per year. It will be at about $100 million at the end of this decade.

BENEFITS OF CAPITAL IMPROVEMENTS

The benefits of capital improvements are on the other side of cost. The District has had to build a substantially new physical plant because there had been no significant capital program in this city for almost 100 years.

It is difficult to describe specifically the benefits of the capital programs. When you look at Metro, some cost/benefit factors can be easily developed because the Metro stations are going to generate additional commercial activity in the city. It is more difficult to talk about the benefits of a new school, or of a new jail. Obviously a new school does help the city in terms of providing a suitable educational facility and of stablizing a neighborhood. A new jail will support a comprehensive, modern criminal justice system to meet the needs of the city.

The point I am trying to make is that there will be some considerable correlation between the future of this city and other cities, and our ability to face up to our responsibility to renew the city through capital improvements.

I want to make it clear that I don't underestimate the point that is being made by this committee concerning debt service and the cost to the city. The other point that must be made is the correlation between the physical renewal of the city and its future viability and integrity. I think that point has to be made as well.

DANGER OF EXCESSIVE TAX RATES

Mr. VEYSEY. I believe you are saying to me that because of past neglect and an expansive program of building being undertaken now, that your feeling is this ceiling would not be appropriate at some time in the near future.

I think you are making your case based on values that would be built within the city by having these improvements. I recognized those values, but the other side of the coin is that values within a city can be destroyed and deterioration will take place if tax rates become excessive. I suppose a 9-percent limitation was directed at guarding against that danger. Would you believe that to be so?

Mr. COPPIE. That is correct, Mr. Veysey. There is no question about it.

BUILDING REQUIREMENTS FOR HIGHER EDUCATION

However, in 1967 the Congress authorized two additional colleges for the city—the Federal City College and the Washington Technical Institute. As you know from the hearings on those two colleges, we are requesting in this budget funding for permanent campuses, which are expected to cost in excess of $250 million. We support the colleges, as indeed the Congress supports the colleges. In supporting them, however, we also must recognize that it is going to cost substantial sums of money to allow those colleges to survive as viable institutions of higher education. The permanent campuses are going to cost money.

PROPOSED BORROWING LIMITATION

Mr. VEYSEY. Looking ahead a little bit, what are you suggesting as an appropriate limitation?

Mr. COPPIE. Mr. Veysey, our legislation has not been transmitted, but I can highlight it for you.

We are considering moving to one debt limitation for the total capital program, rather than a debt limit for the general fund, one for the highway fund, and so forth. It would be approximately 12 percent of general fund revenues, not including the requirement for higher education. If the higher education building program is included, a debt limit of about 14 percent of all the revenues in the city would be required.

PROTECTION OF PROPERTY TAX BASE

Mr. VEYSEY. I think your consideration is from the point of view of needs or desires. Would you also provide appropriate protection of the property tax base?

Mr. COPPIE. Mr. Veysey, we think so. We believe there will be a correlation between what we are doing to renew the city in terms of physical facilities and to make it a more attractive place to work in and growth in the city's tax base.

Mr. VEYSEY. Thank you, Mr. Chairman.

Mr. NATCHER. Are there further questions?

[No response.]

If not, let's move or to the next item.

WEDNESDAY, MAY 16, 1973.

DISTRICT OF COLUMBIA OBLIGATIONS

WITNESS

COMER S. COPPIE, SPECIAL ASSISTANT TO THE COMMISSIONER, BUDGET OFFICER

Mr. NATCHER. Mr. Coppie, next we want to take up with you District of Columbia obligations where the amount requested is $547,600 for 1974 to finance the District government's contribution toward construction costs of private medical facilities in the city. At this point we will insert the justifications in the record.

[The justifications follow:]

1974-1979
CAPITAL IMPROVEMENTS PROGRAM SUMMARY
(dollars in thousands)

FORM OBFM 10 (Rev. 4/24/72)

Date of Preparation December 15, 1972

Fund General

Priority	Project Number	Project Title	Service Area	Estimated Total Project Cost	Prior Appropriations	Capital Budget Request 1974	Program Estimate FY 1975	FY 1976	FY 1977	FY 1978	FY 1979	Estimate Beyond Program Period
		D. C. Obligations:										
		Washington Hospital Center		1,876.2	Cont. Proj.	312.7	312.7	312.7	312.7	312.7	312.7	Cont.Proj.
		Childrens Hospital, Grant #1		39.6	"	6.6	6.6	6.6	6.6	6.6	6.6	"
		Childrens Hospital, Grant #2		21.0	"	3.5	3.5	3.5	3.5	3.5	3.5	"
		Providence Hospital.....		369.0	"	61.5	61.5	61.5	61.5	61.5	61.5	"
		Casualty Hospital.....		117.0	"	19.5	19.5	19.5	19.5	19.5	19.5	"
		Columbia Hospital.....		108.0	"	18.0	18.0	18.0	18.0	18.0	18.0	"
		Georgetown Hospital.....		178.8	"	29.8	29.8	29.8	29.8	29.8	29.8	"
		Sibley Hospital.....		393.6	"	65.6	65.6	65.6	65.6	65.6	65.6	"
		Cafritz Memorial Hospital...		182.4	"	30.4	30.4	30.4	30.4	30.4	30.4	"
		Total.....		3,285.6	Cont. Proj.	547.6	547.6	547.6	547.6	547.6	547.6	Cont.Proj.

The District of Columbia repays a portion of grants to private hospitals which is 50% of the net cost without interest at 3% a year, except Columbia and Georgetown Hospitals which is based on 30% of the net cost.

Agency D. C. Obligations

For each project indicated in FY 1974 through the beyond column indicate before the amount of funding: PS (preliminary survey), S (site), CS (construction services), C (construction), and E (equipment).

GENERAL STATEMENT

I believe you have a statement for the committee. With your permission, Mr. Coppie, we will insert this statement. It is just a very short statement. We will insert it in the record at this point.

[The statement follows:]

Mr. Chairman, we are requesting $547,620 to finance the District government's contribution toward construction costs of private medical facilities in the city.

The entire amount is required to meet the city's fiscal 1974 obligation under the Hospital Facilities Act. The Washington Hospital Center was built, and eight grants were made to private hospitals in the city under the provisions of the act.

The act also stipulated that the District government was to pay a share of the costs. In most cases that share equals 50 percent of the grant.

REQUEST MANDATORY FOR HOSPITAL FINANCING

Mr. NATCHER. I believe this is a mandatory matter, is that correct, Mr. Coppie?

Mr. COPPIE. That is correct, Mr. Chairman.

Mr. NATCHER. In your statement you stated to the committee that the entire amount is required to meet the city's fiscal 1974 obligation under the Hospital Facilities Act, making it a mandatory matter.

Mr. COPPIE. That is correct, Mr. Chairman.

Mr. NATCHER. Any questions, gentlemen?

[No response.]

If not, we will take up the next request.

WEDNESDAY, MAY 16, 1973.

ANNUALIZATION OF PAY INCREASES

WITNESS

COMER S. COPPIE, SPECIAL ASSISTANT TO THE COMMISSIONER—BUDGET OFFICER

Mr. NATCHER. Mr. Coppie, we will take up next your request of $13,782,000 for the annualization of pay increases in fiscal year 1974. We will insert the budget table and justifications in the record at this point.

[The table and justifications follow:]

95-872 O—73——72

(In thousands of dollars)

	General Schedule Employees	Wage Board Employees	Public Schools Cafeteria Employees	Per Diem Employees	Interns and Residents	Estimated Increased Requirements	Agency Absorbtion	Additional Agency Requirements
General Operating Expenses:								
Office of the Commissioner	15.2	–	–	–	–	15.2	2.2	13.0
City Council	31.0	–	–	–	–	31.0	4.6	26.4
Executive Office:								
Office of the Secretariat	20.0	–	–	–	–	20.0	3.0	17.0
Office of Public Affairs	9.0	–	–	–	–	9.0	1.2	7.8
Office of Budget and Financial Management	129.2	–	–	–	–	129.2	19.4	109.8
Office of Planning and Management	69.6	–	–	–	–	69.6	8.8	60.8
Office of Personnel	40.8	–	–	–	–	40.8	6.2	34.6
Compensation Funds:								
Workmen's Compensation	27.2	–	–	–	–	27.2	4.0	23.2
Municipal Audit	31.0	–	–	–	–	31.0	4.6	26.4
Office of Civil Defense	6.6	–	–	–	–	6.6	1.0	5.6
Office of Human Rights	25.0	–	–	–	–	25.0	3.8	21.2
Total, Executive Office	358.4	–	–	–	–	358.4	52.0	306.4
Department of Finance and Revenue	410.8	–	–	–	–	410.8	61.6	349.2
General Fund	384.4	–	–	–	–	384.4	57.6	326.8
Highway Fund – Regular	13.0	–	–	–	–	13.0	2.0	11.0
Highway Fund – Parking	8.0	–	–	–	–	8.0	1.2	6.8
Water Fund	4.2	–	–	–	–	4.2	.6	3.6
Sanitary Sewage Works Fund	1.2	–	–	–	–	1.2	.2	1.0
Office of the Corporation Counsel	160.6	–	–	–	–	160.6	24.0	136.6
General Fund	151.0	–	–	–	–	151.0	22.6	128.4
Highway Fund – Regular	8.0	–	–	–	–	8.0	1.2	6.8
Water Fund	.8	–	–	–	–	.8	.2	.6
Sanitary Sewage Works Fund	.8	–	–	–	–	.8	–	.8
Department of General Services	187.8	238.8	–	–	–	426.6	64.0	362.6
General Fund	185.6	238.8	–	–	–	424.4	63.6	360.8
Highway Fund – Regular	2.2	–	–	–	–	2.2	.4	1.8
Department of Economic Development	303.8	.4	–	1.4	–	305.6	45.6	260.0
Public Library	222.0	73.6	–	–	–	295.6	44.2	251.4

ANNUALIZATION OF SALARY INCREASES (Continued)

	General Schedule Employees	Wage Board Employees	Public Schools Cafeteria Employees	Per Diem Employees	Interns and Residents	Estimated Increased Requirements	Agency Absorbtion	Additional Agency Requirements
Other Independent Agencies and Offices:								
Office of Youth Opportunity Services	43.6	–	–	–	–	43.6	6.6	37.0
Assistant to the Commissioner for Housing Programs	12.0	–	–	–	–	12.0	1.8	10.2
Board of Parole	16.2	–	–	–	–	16.2	2.4	13.8
Department of Insurance	21.8	–	–	–	–	21.8	3.2	18.6
Minimum Wage and Industrial Safety Board	29.0	–	–	–	–	29.0	4.4	24.6
Recorder of Deeds	31.8	–	–	–	–	31.8	4.8	27.0
Public Service Commission	19.4	–	–	–	–	19.4	2.8	16.6
Zoning Commission	20.6	–	–	–	–	20.6	3.0	17.6
Board of Appeals and Review	1.2	–	–	–	–	1.2	.2	1.0
Board of Elections	22.6	–	–	–	–	22.6	3.4	19.2
Office of the Surveyor	19.0	–	–	–	–	19.0	2.8	16.2
Commission on the Status of Women	2.6	–	–	–	–	2.6	.4	2.2
Commission on Judicial Disabilities and Tenure	.8	–	–	–	–	.8	.2	.6
Board of Labor Relations	1.8	–	–	5.0	–	6.8	1.0	5.8
Total, Other Independent Agencies and Offices	242.4	–	–	5.0	–	247.4	37.0	210.4
Total, General Operating Expenses	1,932.0	312.8	–	6.4	–	2,251.2	335.2	1,916.0
General Fund	1,893.8	312.8	–	6.4	–	2,213.0	329.4	1,883.6
Highway Fund – Regular	23.2	–	–	–	–	23.2	3.6	19.6
Highway Fund – Parking	8.0	–	–	–	–	8.0	1.2	6.8
Water Fund	5.0	–	–	–	–	5.0	.8	4.2
Sanitary Sewage Works Fund	2.0	–	–	–	–	2.0	.2	1.8
Public Safety:								
Metropolitan Police	424.2	59.6	–	–	–	483.8	72.4	411.4
General Fund	424.2	59.6	–	–	–	483.8	72.4	411.4
Fire Department	22.4	29.0	–	–	–	51.4	7.8	43.6
Courts:								
Appeals	28.6	–	–	–	–	28.6	4.2	24.4
Superior Court	493.8	–	–	–	–	493.8	74.0	419.8
D. C. Court System	84.4	–	–	–	–	84.4	6.6	77.8
U. S. Courts	290.4	–	–	–	–	290.4	–	290.4
Public Defender Service	81.0	–	–	–	–	81.0	12.2	68.8
Bail Agency	43.0	–	–	–	–	43.0	6.4	36.6
Total, Courts	1,021.2	–	–	–	–	1,021.2	103.4	917.8
Department of Corrections	873.6	106.0	–	–	–	979.6	146.2	833.4
National Guard	10.2	1.4	–	–	–	11.6	1.8	9.8
Total, Public Safety	2,351.6	196.0	–	–	–	2,547.6	331.6	2,216.0
General Fund	2,351.6	196.0	–	–	–	2,547.6	331.6	2,216.0
Education:								
Public Schools	467.8	1,474.8	306.0	–	–	2,248.6	337.4	1,911.2
General Fund	467.8	1,474.8	306.0	–	–	2,248.6	337.4	1,911.2
D. C. Teachers College	14.6	12.8	–	–	–	27.4	2.6	24.8
Federal City College	116.2	9.2	–	–	–	125.4	18.8	106.6
Washington Technical Institute	46.2	5.0	–	–	–	51.2	7.8	43.4
Total, Education	644.8	1,501.8	306.0	–	–	2,452.6	366.6	2,086.0
General Fund	644.8	1,501.8	306.0	–	–	2,452.6	366.6	2,086.0
Recreation:								
Recreation Department	294.4	114.2	–	178.0	–	586.6	86.6	500.0
Human Resources:								
Total, Human Resources	4,127.6	1,046.8	–	–	115.0	5,289.4	793.4	4,496.0

ANNUALIZATION OF SALARY INCREASES (Continued)

	General Schedule Employees	Wage Board Employees	Public Schools Cafeteria Employees	Per Diem Employees	Interns and Residents	Estimated Increased Requirements	Agency Absorbtion	Additional Agency Requirements
Highways and Traffic:								
Department of Highways and Traffic	149.0	395.4	–	–	–	544.4	80.6	463.8
General Fund	22.0	58.2	–	–	–	80.2	10.8	69.4
Highway Fund – Regular	127.0	337.2	–	–	–	464.2	69.8	394.4
Department of Motor Vehicles	137.2	1.8	–	–	–	139.0	20.8	118.2
General Fund	3.6	1.8	–	–	–	5.4	.8	4.6
Highway Fund – Regular	133.6	–	–	–	–	133.6	20.0	113.6
Total, Highways and Traffic	286.2	397.2	–	–	–	683.4	101.4	582.0
General Fund	25.6	60.0	–	–	–	85.6	11.6	74.0
Highway Fund – Regular	260.6	337.2	–	–	–	597.8	89.8	508.0
Environmental Services:								
Department of Environmental Services	324.0	1,753.8	–	–	–	2,077.8	311.2	1,766.6
General Fund	214.0	1,104.8	–	–	–	1,318.8	197.4	1,121.4
Water Fund	46.2	280.6	–	–	–	326.8	49.0	277.8
Sanitary Sewage Works Fund	63.8	368.4	–	–	–	432.2	64.8	367.4
Washington Aqueduct (Water Fund)	48.4	209.6	–	–	–	258.0	38.6	219.4
Total, Environmental Services	372.4	1,963.4	–	–	–	2,335.8	349.8	1,986.0
General Fund	214.0	1,104.8	–	–	–	1,318.8	197.4	1,121.4
Water Fund	94.6	490.2	–	–	–	584.8	87.6	497.2
Sanitary Sewage Works Fund	63.8	368.4	–	–	–	432.2	64.8	367.4
Total, Operating Expenses	10,009.0	5,532.2	306.0	184.4	115.0	16,146.6	2,364.6	13,782.0
General Fund	9,551.8	4,336.4	306.0	184.4	115.0	14,493.6	2,116.6	12,377.0
Highway Fund – Regular	283.8	337.2	–	–	–	621.0	93.4	527.6
Highway Fund – Parking	8.0	–	–	–	–	8.0	1.2	6.8
Water Fund	99.6	490.2	–	–	–	589.8	88.4	501.4
Sanitary Sewage Works Fund	65.8	368.4	–	–	–	434.2	65.0	369.2

ANNUALIZATION OF PAY INCREASES

FISCAL YEAR 1974

For pay increases and related retirement costs for general schedule employees, wage board employees, and Public Schools cafeteria employees to be transferred by the Commissioner of the District of Columbia to the appropriations for the fiscal year 1974 from which said employees are properly payable, $13,782,000, of which $534,400 shall be payable from the highway fund (including $6,800 from the motor vehicle parking account), $501,400 from the water fund, $369,200 from the sanitary sewage works fund.

A total of $13,782,000 is requested for pay increases, as follows:

Classified employees, as approved by Executive Order 11691 of December 15, 1972	$8,563,200
Wage board employees, as approved by Wage Orders No. 72-14; 72-15 of November 1, 1972 and No. 72-16 of December 11, 1972	4,702,800
Public school cafeteria employees, as approved by Wage Order No. 73-4 of January 26, 1973	261,200
Per diem employees, as approved by Wage Order No. 73-1 of January 2, 1973	157,000
Interns and Residents, as approved by Wage Order No. 73-2 of January 2, 1973	97,800
Total	13,782,000

DISTRICT OF COLUMBIA
Annualization of Pay Increases - Fiscal Year 1974
(In thousands of dollars)

	General Schedule Employees	Wage Board Employees	Public Schools Cafeteria Employees	Per Diem Employees	Interns and Residents	Estimated Increased Requirements	Agency Absorbtion	Additional Agency Requirements
General Operating Expenses:								
Office of the Commissioner	15.2	.....	.....	.....	.....	15.2	2.2	13.0
City Council	31.0	.....	.....	.....	.....	31.0	4.6	26.4
Executive Office:								
Office of the Secretariat	20.0	.....	.....	.....	.....	20.0	3.0	17.0
Office of Public Affairs	9.0	.....	.....	.....	.....	9.0	1.2	7.8
Office of Budget and Financial Management	129.2	.....	.....	.....	.....	129.2	19.4	109.8
Office of Planning and Management	69.6	.....	.....	.....	.....	69.6	8.8	60.8
Office of Personnel	40.8	.....	.....	.....	.....	40.8	6.2	34.6
Compensation Funds:								
Workmen's Compensation	27.2	.....	.....	.....	.....	27.2	4.0	23.2
Municipal Audit	31.0	.....	.....	.....	.....	31.0	4.6	26.4
Office of Civil Defense	6.6	.....	.....	.....	.....	6.6	1.0	5.6
Office of Human Rights	25.0	.....	.....	.....	.....	25.0	3.8	21.2
Total, Executive Office	358.4	.....	.....	.....	.....	358.4	52.0	306.4
Department of Finance and Revenue	410.8	.....	.....	.....	.....	410.8	61.6	349.2
General Fund	384.4	.....	.....	.....	.....	384.4	57.6	326.8
Highway Fund - Regular	13.0	.....	.....	.....	.....	13.0	2.0	11.0
Highway Fund - Parking	8.0	.....	.....	.....	.....	8.0	1.2	6.8
Water Fund	4.2	.....	.....	.....	.....	4.2	.6	3.6
Sanitary Sewage Works Fund	1.2	.....	.....	.....	.....	1.2	.2	1.0
Office of the Corporation Counsel	160.6	.....	.....	.....	.....	160.6	24.0	136.6
General Fund	151.0	.....	.....	.....	.....	151.0	22.6	128.4
Highway Fund - Regular	8.0	.....	.....	.....	.....	8.0	1.2	6.8
Water Fund	.8	.....	.....	.....	.....	.8	.2	.6
Sanitary Sewage Works Fund	.8	.....	.....	.....	.....	.8	.....	.8
Department of General Services	187.8	238.8	.....	.....	.....	426.6	64.0	362.6
General Fund	185.6	238.8	.....	.....	.....	424.4	63.6	360.8
Highway Fund - Regular	2.2	.....	.....	.....	.....	2.2	.4	1.8

	General Schedule Employees	Wage Board Employees	Public Schools Cafeteria Employees	Per Diem Employees	Interns and Residents	Estimated Increased Requirements	Agency Absorbtion	Additional Agency Requirements
Department of Economic Development	303.8	.4	.....	1.4	.....	305.6	45.6	260.0
Public Library	222.0	73.6	.....	.....	.....	295.6	44.2	251.4
Other Independent Agencies and Offices:								
Office of Youth Opportunity Services	43.6	.....	.....	.....	.....	43.6	6.6	37.0
Assistant to the Commissioner for Housing Programs	12.0	.....	.....	.....	.....	12.0	1.8	10.2
Board of Parole	16.2	.....	.....	.....	.....	16.2	2.4	13.8
Department of Insurance	21.8	.....	.....	.....	.....	21.8	3.2	18.6
Minimum Wage and Industrial Safety Board	29.0	.....	.....	.....	.....	29.0	4.4	24.6
Recorder of Deeds	31.8	.....	.....	.....	.....	31.8	4.8	27.0
Public Service Commission	19.4	.....	.....	.....	.....	19.4	2.8	16.6
Zoning Commission	20.6	.....	.....	.....	.....	20.6	3.0	17.6
Board of Appeals and Review	1.2	.....	.....	.....	.....	1.2	.2	1.0
Board of Elections	22.6	.....	.....	.....	.....	22.6	3.4	19.2
Office of the Surveyor	19.0	.....	.....	.....	.....	19.0	2.8	16.2
Commission on the Status of Women	2.6	.....	.....	.....	.....	2.6	.4	2.2
Commission on Judicial Disabilities and Tenure	.8	.....	.....	.....	.....	.8	.2	.6
Board of Labor Relations	1.8	.....	.....	5.0	.....	6.8	1.0	5.8
Total, Other Indpendent Agencies and Offices	242.4	.....	.....	5.0	.....	247.4	37.0	210.4
Total, General Operating Expenses	1,932.0	312.8	.....	6.4	.....	2,251.2	335.2	1,916.0
General Fund	1,893.8	312.8	.....	6.4	.....	2,213.0	329.4	1,883.6
Highway Fund - Regular	23.2	.....	.....	.....	.....	23.2	3.6	19.6
Highway Fund - Parking	8.0	.....	.....	.....	.....	8.0	1.2	6.8
Water Fund	5.0	.....	.....	.....	.....	5.0	.8	4.2
Sanitary Sewage Works Fund	2.0	.....	.....	.....	.....	2.0	.2	1.8
Public Safety:								
Metropolitan Police	424.2	59.6	.....	.....	.....	483.8	72.4	411.4
General Fund	424.4	59.6	.....	.....	.....	483.8	72.4	411.4
Fire Department	22.4	29.0	.....	.....	.....	51.4	7.8	43.6

	General Schedule Employees	Wage Board Employees	Public Schools Cafeteria Employees	Per Diem Employees	Interns And Residents	Estimated Increased Requirements	Agency Absorbtion	Additional Agency Requirements
Courts:								
Appeals	28.6	.....	.....	.....	.....	28.6	4.2	24.4
Superior Court	493.8	.....	.....	.....	.....	493.8	74.0	419.8
D. C. Court System	84.4	.....	.....	.....	.....	84.4	6.6	77.8
U. S. Courts	290.4	.....	.....	.....	.....	290.4	.....	290.4
Public Defender Service	81.0	.....	.....	.....	.....	81.0	12.2	68.8
Bail Agency	43.0	.....	.....	.....	.....	43.0	6.4	36.6
Total, Courts	1,021.2	.....	.....	.....	.....	1,021.2	103.4	917.8
Department of Corrections	873.6	106.0	.....	.....	.....	979.6	146.2	833.4
National Guard	10.2	1.4	.....	.....	.....	11.6	1.8	9.8
Total, Public Safety	2,351.6	196.0	.....	.....	.....	2,547.6	331.6	2,216.0
General Fund	2,351.6	196.0	.....	.....	.....	2,547.6	331.6	2,216.0
Education:								
Public Schools	467.8	1,474.8	306.0	.....	.....	2,248.6	337.4	1,911.2
General Fund	467.8	1,474.8	306.0	.....	.....	2,248.6	337.4	1,911.2
D. C. Teachers College	14.6	12.8	.....	.....	.....	27.4	2.6	24.8
Federal City College	116.2	9.2	.....	.....	.....	125.4	18.8	106.6
Washington Technical Institute	46.2	5.0	.....	.....	.....	51.2	7.8	43.4
Total, Education	644.8	1,501.8	306.0	.....	.....	2,452.6	366.6	2,086.0
General Fund	644.8	1,501.8	306.0	.....	.....	2,452.6	366.6	2,086.0
Recreation:								
Recreation Department	294.4	114.2	.....	178.0	.....	586.6	86.6	500.0
Human Resources:								
Department of Human Resources	4,127.6	1,046.8	.....	.....	115.0	5,289.4	793.4	4,496.0
Highways and Traffic:								
Department of Highways and Traffic	149.0	395.4	.....	.....	.....	544.4	80.6	463.8
General Fund	22.0	58.2	.....	.....	.....	80.2	10.8	69.4
Highway Fund - Regular	127.0	337.2	.....	.....	.....	464.2	69.8	394.4
Department of Motor Vehicles	137.2	1.8	.....	.....	.....	139.0	20.8	118.2
General Fund	3.6	1.8	.....	.....	.....	5.4	.8	4.6
Highway Fund - Regular	133.6	.....	.....	.....	.....	133.6	20.0	113.6
Total, Highways and Traffic	286.2	397.2	.....	.....	.....	683.4	101.4	582.0
General Fund	25.6	60.0	.....	.....	.....	85.6	11.6	74.0
Highway Fund - Regular	260.6	337.2	.....	.....	.....	597.8	89.8	508.0

	General Schedule Employees	Wage Board Employees	Public Schools Cafeteria Employees	Per Diem Employees	Interns and Residents	Estimated Increased Requirements	Agency Absorbtion	Additional Agency Requirements
Environmental Services:								
Department of Environmental Services.....	324.0	1,753.8	.....	.....	.....	2,077.8	311.2	1,766.6
General Fund.....	214.0	1,104.8	.....	.....	.....	1,318.8	197.4	1,121.4
Water Fund.....	46.2	280.6	.....	.....	.....	326.8	49.0	277.8
Sanitary Sewage Works Fund.....	63.8	368.4	.....	.....	.....	432.2	64.8	367.4
Washington Aqueduct (Water Fund),.....	48.4	209.6	.....	.....	.....	258.0	38.6	219.4
Total, Environmental Services.....	372.4	1,963.4	.....	.....	.....	2,335.8	349.8	1,986.0
General Fund.....	214.0	1,104.8	.....	.....	.....	1,318.8	197.4	1,121.4
Water Fund.....	94.6	490.2	.....	.....	.....	584.8	87.6	497.2
Sanitary Sewage Works Fund.....	63.8	368.4	.....	.....	.....	432.2	64.8	367.4
Total, Operating Expenses.....	10,009.0	5,532.2	306.0	184.4	115.0	16,146.6	2,364.6	13,782.0
General Fund.....	9,551.8	4,336.4	306.0	184.4	115.0	14,493.6	2,116.6	12,327.0
Highway Fund - Regular.....	283.8	337.2	.....	.....	.....	621.0	93.4	527.6
Highway Fund - Parking.....	8.0	.....	.....	.....	.....	8.0	1.2	6.8
Water Fund.....	99.6	490.2	.....	.....	.....	589.8	88.4	501.4
Sanitary Sewage Works Fund.....	65.8	368.4	.....	.....	.....	434.2	65.0	369.2

General Statement

Mr. Natcher. You have a statement on this subject which we will insert in the record at this point.

[The statement follows:]

Mr. Chairman, because of the time constraints of the budget formulation process, full costs of pay increases enacted this year have not yet been added to the 1974 requests of the District's agencies and departments.

The amount being requested for these employee pay increases is $13,782,000 for fiscal year 1974. When approved, these funds will be transferred by the mayor to the appropriations accounts from which the covered employees will be paid.

The amount requested represents about 85 percent of total sum needed to meet the pay increases. The rest has been absorbed by the city agencies.

The total request of $13,782,000 is divided in the following way:

$8,563,200 for classified employees (as approved by Executive Order 11691 of December 15, 1972).

$4,702,800 for wage board employees (as approved by wage orders Nos. 72–14, 72–15 of November 1, 1972, and No. 72–16 of December 11, 1972).

$261,200 for public schools cafeteria workers as approved by wage order No. 73–4 of January 26, 1973).

$157,000 for per diem employees (as approved by wage order No. 73–1 of January 2, 1973).

$97,800 for interns and residents (as approved by wage order No. 73–2 of January 2, 1973).

Of the total request, $534,400 will be payable from the highway fund (including $6,800 from motor vehicle parking account), $501,400 from the water fund, and $829,200 from the sanitary sewage works fund.

Reason for Separate Appropriation

Mr. Natcher. Explain the basis for a separate appropriation for this purpose, Mr. Coppie, rather than the inclusion of these amounts in the various appropriation accounts from which the employees will be paid.

Mr. Coppie. Mr. Chairman, all of these salary increases were authorized during the latter part of the 1973 fiscal year, and funds were requested in the second supplemental for 1973.

Because of the late authorization of the salary increases, we were not able to include the funding requirements in each relevant appropriation for 1974. We have requested the necessary funds as a separate item. We will transfer the funds into each appropriation after the fiscal year begins.

Percentage of Pay Raise Absorption

Mr. Natcher. What is the overall percentage of agency absorption, Mr. Coppie?

Mr. Coppie. Mr. Chairman, the total amount requested is $13,782,000. That represents 15 percent of a gross requirement of $16,147,000; District agencies have absorbed $2,365,000.

Mr. Natcher. Are there any questions?

[No response.]

If not, we will take up the next request.

GENERAL PROVISIONS

WITNESS

COMER S. COPPIE, SPECIAL ASSISTANT TO THE COMMISSIONER—BUDGET OFFICER

Mr. NATCHER. Now, Mr. Coppie, next we want to take up with you the language changes including general provisions.

GENERAL PROVISIONS AND EXPLANATORY STATEMENT

I believe you have a statement which shows the general provisions and explains the various language changes, Mr. Coppie.

Mr. COPPIE. That is correct, Mr. Chairman.

[The general provisions and explanatory statement follow:]

APPROPRIATION LANGUAGE

DIVISION OF EXPENSES

The following amounts are appropriated for the District of Columbia for the current fiscal year out of the general fund of the District of Columbia, except as otherwise specifically provided:

GENERAL OPERATING EXPENSES

General operating expenses, [$63,187,000] *$69,278,000*, of which $629,700 shall be payable from the highway fund (including $72,400 from the vehicle parking account), $94,500 from the water fund, and $67,300 from the sanitary sewage works fund: *Provided, That the certificates of the Commissioner (for $2,500) and of the Chairman of the City Council (for $2,500) shall be sufficient voucher for expenditures from this appropriation for such purposes, exclusive of ceremony expenses, as they may respectively deem necessary:* [1] *Provided further*, That, for the purpose of assessing and reassessing real property in the District of Columbia, $5,000 of the appropriation shall be available for services as authorized by 5 U.S.C. 3109, but at rates for individuals not in excess of $100 per diem: *Provided further*, That not to exceed $7,500 of this appropriation shall be available for test borings and soil investigations: *Provided further*, That [$2,000,000] *$2,475,000* of this appropriation (to remain available until expended) shall be available solely for District of Columbia employees' disability compensation: *Provided further*, That not to exceed [$100,000] *$125,000* of this appropriation shall be available for settlement of property damage claims not in excess of $500 each and personal injury claims not in excess of $1,000 each: *Provided further, That not to exceed $50,000 of any appropriations available to the District of Columbia may be used to match financial contributions from the Department of Defense to the District of Columbia Office of Civil Defense for the purchase of civil defense equipment and supplies approved by the Department of Defense, when authorized by the Commissioner. (District of Columbia Appropriation Act, 1973).* [2]

PUBLIC SAFETY

Public safety, including employment of consulting physicians, diagnosticians, and therapists at rates to be fixed by the Commissioner; cash gratuities of not to exceed $75 to each released prisoner; purchase of [one hundred and fifty-five]

two hundred and thirteen passenger motor vehicles for replacement only (including one hundred and [forty] *ninety-two* for police-type use and five for fire-type use without regard to the general purchase price limitation for the current fiscal year but not in excess of $400 per vehicle for police-type and $600 per vehicle for fire-type use above such limitation); [$181,119,000] *$213,450,000*, of which $7,854,600 shall be payable from the highway fund (including $112,000 from the motor vehicle parking account): *Provided*, That [the Police Department and Fire Department are each authorized to replace not to exceed five passenger-carrying vehicles] *the Police Department is authorized to replace not to exceed twenty-five passenger carrying vehicles, and the Fire Department not to exceed five such vehicles* annually whenever the cost of repair to any damaged vehicle exceeds three-fourths the cost of the replacement. (*District of Columbia Appropriation Act, 1973*). [3]

EDUCATION

Education, including provision of insurance, maintenance, and acceptance of not to exceed thirty-one passenger motor vehicles on a loan basis for inclusive use in the driver education program, *and* the development of national defense education programs, [$179,607,000] *$200,836,000*, of which [$9,561,300 shall be for special education. Of the amount provided by this section for Education,] $165,100 shall be payable from the highway fund: *Provided, That certificates of the following officials shall each be sufficient voucher for expenditures from this appropriation for such purposes as they may respectively deem necessary within the amounts specified: Superintendent of Schools, $1,000; President of the Federal City College, $1,000; President of the Washington Technical Institute, $1,000; and President of District of Columbia Teachers College, $1,000.*[4]

Section 5533(c) of title 5, United States Code, shall not apply to compensation received by teachers of the public schools of the District of Columbia for employment in a civilian office during the period July 1, 1973, to August 31, 1973. (*District of Columbia Appropriation Act, 1973.*) [5]

RECREATION

Recreation, [$13,829,000] *$14,300,000.* (*District of Columbia Appropriation Act, 1973.*)

HUMAN RESOURCES

Human resources, including reimbursement for services rendered to the District of Columbia by Freedmen's Hospital; and care and treatment of indigent patients in institutions, including those under sectarian control, under contracts to be made by the Director of Human Resources; [$207,587,000] *$220,587,000: Provided*, That the inpatient rate and outpatient rate under such contracts, with the exception of Children's Hospital, and for services rendered by Freedmen's Hospital, shall not exceed $38 per diem and the outpatient rate shall not exceed $6 per visit; the inpatient rate and outpatient rate for Children's Hospital shall not exceed $40 per diem and $6.75 per visit; and the inpatient rate (excluding the proportionate share for repairs and construction) for services rendered by Saint Elizabeths Hospital for patient care shall be [$21.99] *$24.53* per diem [6]*Provided further*, That total reimbursements to Saint Elizabeths Hospital, including funds from Title XIX of the Social Security Act, shall not exceed the amount for the fiscal year 1970: *Provided further*, That the hospital rates specified herein shall not apply, beginning July 1, 1969, to services provided to patients who are eligible for such services under the District of Columbia plan for medical assistance under Title XIX of the Social Security Act: *Provided further*, That this appropriation shall be available for the furnishing of medical assistance to individuals sixty-five years of age or older who are residing in the District of Columbia: *Provided further*, That this appropriation shall be available for the treatment, in any institution, under the jurisdiction of the Commissioner and located either within or without the District of Columbia, of individuals found by a court to be chronic alcoholics. (*District of Columbia Appropriation Act, 1973.*)

HIGHWAYS AND TRAFFIC

Highways and traffic, including [166,700 for traffic safety education;] $600 for membership in the American Association of Motor Vehicle Administrators and [$1,200] *$1,500* for membership in the Vehicle Equipment Safety Commis-

sion; rental of [one] *two* passenger-carrying [vehicle] *vehicles* for use by the Commissioner *and Chairman of the City Council; and purchase of sixteen passenger motor vehicles for replacement only*[7] [$21,814,000] *$23,485,000*, of which [$20,136,900] *$17,251,800* shall be payable from the highway fund (including [$521,500] *$640,800* from the motor vehicle parking account): *Provided*, That this appropriation shall not be available for the purchase of driver-training vehicles. (*District of Columbia Appropriation Act, 1973.*)

ENVIRONMENTAL SERVICES

Environmental services, [$44,309,800] *$45,873,000*, of which [$11,978,600] *$11,983,800* shall be payable from the water fund, [$13,646,100] *$13,823,000* from the sanitary sewage works fund, and $15,700 from the metropolitan area sanitary sewage works fund. (*District of Columbia Appropriation Act, 1973.*)

REPAYMENT OF LOANS AND INTEREST

For reimbursement to the United States of funds loaned in compliance with sections 108, 217, and 402 of the Act of May 18, 1954 (68 Stat. 103, 109, and 110), as amended; section 9 of the Act of September 7, 1957 (71 Stat. 619), as amended; section 1 of the Act of June 6, 1958 (72 Stat. 183), as amended; and section 4 of the Act of June 12, 1960 (74 Stat. 211), including interest as required thereby, [$28,144,000] *$39,633,000*, of which [5,503,200] *$6,110,100* shall be payable from the highway fund, [$1,904,600] *$2,041,400* from the water fund, [$1,053,100] *$1,436,000* from the sanitary sewage works fund, and [$115,400] *$56,700* from the metropolitan area sanitary sewage works fund. (*District of Columbia Appropriations Act, 1973.*)

PERSONAL SERVICES

For pay increases and related retirement costs for general schedule employees, wage board employees, and Public Schools cafeteria employees to be transferred by the Commissioner of the District of Columbia to the appropriations for the fiscal year 1974 from which said employees are properly payable, $13,782,000, of which $534,400 shall be payable from the highway fund (including $6,800 from the motor vehicle parking account), $501,400 from the water fund, and $369,200 from the sanitary sewage works fund.[8]

CAPITAL OUTLAY

For reimbursement to the United States of funds loaned in compliance with the Act of August 7, 1946 (60 Stat. 896), as amended, and payments under the Act of July 2, 1954 (68 Stat. 443), construction projects as authorized by the Acts of April 22, 1904 (33 Stat. 244), May 18, 1954 (68 Stat. 105, 110), June 6, 1958 (72 Stat. 183), August 20, 1958 (72 Stat. 686), and the Act of December 9, 1969 (83 Stat. 320); including acquisition of sites; preparation of plans and specifications; conducting preliminary surveys; erection of structures, including building improvement and alteration and treatment of grounds; to remain available until expended, [$94,281,000] $150,000,000, of which [$12,227,700] $9,142,300 shall be payable from the highway fund, [$2,200,000] $9,440,000 from the water fund, and [$1,020,000] $2,000,000 from the sanitary sewage works fund: *Provided*, That [$2,629,500] $13,815,100 shall be available for construction services by the Director of the Department of General Services or by contract for achitectural engineering services, as may be determined by the Commissioner, and the funds for the use of the Director of the Department of General Services shall be advanced to the appropriation account, "Construction Services, Department of General Services": *Provided further*, Notwithstanding the foregoing, all authorizations for capital outlay projects, except those projects covered by the first sentence of section 23(a) of the Federal-Aid Highway Act of 1968 (Public Law 90–495, approved August 23, 1968), for which funds are provided by this paragraph, shall expire on June 30, [1974] 1975, except authorizations for projects as to which funds have been obligated in whole or in part prior to such date. Upon expiration of any such project authorization the funds provided herein for such project shall lapse. (District of Columbia Appropriation Act, 1973.)

GENERAL PROVISIONS

Section 1. Except as otherwise provided herein, all vouchers covering expenditures of appropriations contained in this Act shall be audited before payment by the designated certifying official and the vouchers as approved shall be paid by checks issued by the designated disbursing official.

Sec. 2. Whenever in this Act an amount is specified within an appropriation for particular purposes or object of expenditure, such amount, unless otherwise specified, shall be considered as the maximum amount wihch may be expended for said purpose or object rather than an amount set apart exclusively therefor.

Sec. 3. Appropriations in this Act shall be available, when authorized or approved by the Commissioner, for allowances for privately owned automobiles used for the performance of official duties at 10 cents per mile but not to exceed $35 a month for each automobile, unless otherwise therein specifically provided, except that one hundred and thirteen (eighteen for venereal disease investigators in the Department of Human Resources) such allowances at not more than $550 each per annum may be authorized or approved by the Commissioner.

Sec. 4. Appropriations in this Act shall be available for expenses of travel and for the payment of dues of organizations concerned with the work of the District of Columbia government, when authorized by the Commissioner.

Sec. 5. Appropriations in this Act shall be available for services as authorized by 5 U.S.C. 3109 *and shall be available to the Office of the Corporation Counsel to retain the services of consultants including physicians, diagnosticians, therapists, engineers, and meteorologists at rates to be fixed by the Commissioner.*[9]

[Sec. 6. Appropriations in this Act shall not be used for or in connection with the preparation, issuance, publications, or enforcement of any regulation or order of the Public Service Commission requiring the installation of meters in taxicabs, or for or in connection with the licensing of any vehicle to be operated as a taxicab except for operation in accordance with such system of uniform zones and rates and regulations applicable thereto as shall have been prescribed by the Public Service Commission.][10]

Sec. [7.] *6.* Appropriations in this Act shall not be available for the payment of rates for electric current for street lighting in excess of 2 cents per kilowatt-hour for current consumed.

Sec. [8.]*7.* All passenger motor vehicles (including watercraft) owned by the District of Columbia shall be operated and utilized in conformity with section 16 of the Act of August 2, 1946 (60 Stat. 810), and shall be under the direction and control of the Commissioner, who may from time to time alter or change the assignment for use thereof or direct the alteration of interchangeable use of any of the same by officers and employees of the District, except as otherwise provided in this Act. "Official purposes" as used in the section 16 shall not apply to the Commissioner *and the Chairman of the City Council of the District of Columbia*[11] or in cases of officers and employees the character of whose duties make such transportation necessary, but only as to such latter cases when approved by the Commissioner.

Sec. [9.] *8.* Appropriations contained in this Act for highways and traffic and environmental services shall be available for snow and ice control work when ordered by the Commissioner in writing.

Sec. [10.] *9.* There are hereby appropriated from the applicable funds of the District of Columbia such sums as may be necessary for making refunds and for the payment of judgments which have been entered against the government of the District of Columbia, including refunds authorized by section 10 of the Act approved April 23, 1924 (43 Stat. 108): *Provided*, That nothing contained in this section shall be construed as modifying or affecting the provisions of paragraph 3, subsection (c) of section 11 of Title XII of the District of Columbia Income and Franchise Tax Act of 1947, as amended.

Sec. [11.] *10.* Except as otherwise provided herein, limitations and legislative provisions contained in the District of Columbia Appropriation Act, 1961, shall be applicable during the current fiscal year: *Provided*, That the limitation of "Construction Services, Department of General Services" shall, during the current fiscal year, be 10 per centum of appropriations for all construction projects: *Provided further*, That the limitation on expenditure of funds by the Chief of Police for prevention and detection of crime during the current fiscal year shall be $200,000: *Provided further*, That during the current fiscal year, the limitation with respect to a central heating system, under the heading "Department of Sanitary Engineering", shall not be applicable.

Sec. [12.] *11.* Appropriations in this Act shall be available for the payment of public assistance without reference to the requirement of subsection (b) of section 5 of the District of Columbia Public Assistance Act of 1962 and for the non-Federal share of funds necessary to qualify for Federal assistance under the Act of July 31, 1968 (Public Law 90–445).

Sec. [13.] *12.* No part of any appropriation contained in this Act shall remain available for obligation beyond the current fiscal year unless expressly so provided herein.

Sec. [14.] *13.* No part of any funds appropriated by this Act shall be used to pay the compensation (whether by contract or otherwise) of any individual for performing services as a chauffeur or driver for any designated officer or employee of the District of Columbia government (other than the Commissioner of the District of Columbia, *Chairman of the City Council* [12], Chief of Police and Fire Chief), or for performing services as a chauffeur or driver of a motor vehicle assigned for the personal or individual use of any such officer or employee (other than the Commissioner of the District of Columbia, *Chairman of the City Council*, Chief of Police, and Fire Chief). [No part of any funds appropriated by this Act, in excess of $12,000 in the aggregate, shall, in any fiscal year, be used to pay the compensation (whether by contract or otherwise) of individuals for performing services as a chauffeur or driver for the Commissioner of the District of Columbia, or for performing services as a chauffeur or driver of a motor vehicle assigned for the personal or individual use of the Commissioner of the District of Columbia.] [13]

[Sec. 15. Not to exceed 4½ per centum of the total of all funds appropriated by this Act for personal compensation (except temporary positions provided for Courts and Department of Corrections in this Act) may be used to pay the cost of overtime or temporary positions.] [14]

Sec. [16.] *14.* The total expenditure of funds appropriated by this Act for authorized travel and per diem costs outside the District of Columbia, Maryland, and Virginia shall not exceed $200,000.

[Sec. 17. Appropriations in this Act shall not be available, during the fiscal year ending June 30, 1973, for the compensation of any person appointed—

(1) as a full-time employee to a permanent, authorized position in the government of the District of Columbia during any month when the number of such employees is greater than 39,619; or

(2) as a temporary or part-time employee in the government of the District of Columbia during any month in which the number of such employees exceeds the number of such employees for the same month of the preceding fiscal year except temporary employees provided for Courts and Department of Corrections in this Act.] [15]

[Sec. 18. No funds appropriated herein for the government of the District of Columbia for the operation of educational institutions, the compensation of personnel, or for other educational purposes may be used to permit, encourage, facilitate, or further partisan political activities. Nothing herein is intended to prohibit the availability of school buildings for the use of any community group during nonschool hours.] [16]

EXPLANATION OF LANGUAGE CHANGES

1. A version of this language item first appeared in the D.C. Appropriations Act of 1931. Beginning with the 1969 appropriations bill, these unaudited funds were specifically provided for the Commissioner and the District of Columbia Council Chairman. The language was deleted from the 1973 act on a point of order. It is being reintroduced this year to meet the legitimate needs of these two officials for a small amount of funds that can be expended by their own vouchers. Substantive authority for this item would be provided by section 26 of the District's authority for appropriations bill, introduced into the House of Representatives on May 2, 1973 (H.R. 7413).
2. This language item first appeared in the D.C. Appropriations Act of 1952. It was deleted from the 1973 act because it was subject to point of order. It is being reintroduced to provide the Commissioner with needed flexibiliy in making appropriations available to be used to match Federal Civil Defense grants for equipment and supplies. Substantive authority for this provision would be provided by section 17 of H.R. 7413, cited above.
3. The Metropolitan Police Department has carefully evaluated its vehicle maintenance and procurement policies. As a result of that review, the Department has requested authority to replace one-third of its passenger-

carrying fleet each year. Study has shown that excessive mileage on these vehicles makes repair work uneconomical and also reduces the safety level in operating the vehicles.

4. Language providing unaudited accounts for the presidents of Federal City College and Washington Technical Institute and for the superintendent of schools first appeared in the 1969 Appropriations Act of the District. The same authority was extended to the president of D.C. Teachers' College by the 1972 Appropriation Act. This provision was deleted from the 1973 act because it was subject to point of order. It is being reintroduced to provide these officials with small sums of money that can be expended by their own vouchers in the conduct of official duties. Substantive authority for these unaudited accounts would be provided by section 26 of H.R. 7413.
5. This provision, which was deleted from the 1973 Appropriations Act for the District because it was subject to point of order, exempts teachers of the city's public schools from the prohibition against working in Congressional offices during the summer—a prohibition established by the act cited in the language provision. Substantive authority for this exemption would be provided by section 23 of H.R. 7413.
6. The per diem rate for patient care at St. Elizabeths Hospital has been increased to reflect the inflationary cost increases in operating the facility. The required higher rate was determined by the Office of Management and Budget.
7. Two changes are contained in this provision: (a) Authority is provided for the rental of a passenger-carrying vehicle for the Chairman of the District of Columbia Council. This item was deleted from the 1972 Appropriations Act, and the District's request to have it reinstated for fiscal 1973 was denied. It is being reintroduced to provide the head of the legislative branch of the District government with the same transportation services provided the head of the executive branch. (b) Authority is also requested for the replacement of 16 passenger-carrying vehicles for use by the District of Columbia public schools. This request will meet normal vehicle replacement requiremrents of the school system.
8. This provision is included to provide appropriations for the added costs associated with recently authorized pay raises for certain classes of District government employees. Because these raises were authorized late in the development of the fiscal year 1974 budget request, the added costs were not included in the regular appropriation accounts. The funds provided under this section will be transferred to the appropriations accounts during budget execution.
9. This language is being introduced to provide clear authority for the Office of Corporation Counsel to retain the services of experts and consultants on an "as needed basis" rather than on a contractual basis and to compensate the persons retained at rates to be fixed by the Commissioner. These services are required in the preparation and prosecution of cases by the Corporation Counsel.
10. The District is requesting deletion of this prohibition, in effect since fiscal 1933, against the use of funds to study the merits of installing meters in the city's taxicabs. Controversey has surrounded the question of the proper fare structure for the taxicab industry for many years. The District believes it is time to assess the relative merits of each system as objectively as possible and thus requests the deletion of this general provision.
11. The addition here is related to the provision referred to in footnote 7(a). The District is requesting that exemption from the "official purposes" provision of the act cited be granted to the head of the legislative branch as well as the chief executive officer.
12. The addition is related to the provisions referred to in footnotes 7(a) and 11. Authority is requested to pay the compensation of a driver or chauffeur for the City Council Chairman.
13. The District is requesting removal of the limitation on annual compensation for persons performing services as a chauffeur or driver for the Commissioner. In light of the need to provide full-time driver services for selected city officials, the salary limit restricts the District's ability to develop a suitable and economical program for this purpose.
14. The District is requesting the deletion of the limitation of funds available for expenditures for overtime and temporary employees. This limit re-

stricts the ability of the city government to manage its resources effectively. Sufficient controls are in effect to prevent unnecessary uses of overtime and temporary employees by District agencies. These strong controls eliminate the need for an expenditure restriction in the appropriations act.

15. The District is requesting the deletion of the limitation on the number of employees who may be on the District government payroll during a given month. This employment ceiling restricts the ability of the District government to manage its resources effectively and is unnecessary in light of the government's internal controls over employment, especially of temporary employees.

16. The District government is requesting deletion of the prohibition against the use of educational funds for partisan political activities. Other safeguards exist to prevent this type of activity, which is not condoned by the District government.

(The Chairman of the District of Columbia Council has withdrawn the request for language changes described in footnotes 7(a), 11, and 12.)

Mr. NATCHER. We have discussed the changes in the various appropriations as we considered the estimates, and as we proceeded along with the hearings.

If you will, outline the changes requested in the general provisions.

WITHDRAWAL OF CAR AND DRIVER FOR CITY COUNCIL CHAIRMAN

Mr. COPPIE. I would like to begin with a voluntary reduction, that is, to withdraw 7–A, 11 and 13.

Mr. NATCHER. What are those?

Mr. COPPIE. They all pertain to the car, chauffeur services and funding for chauffeur services for the chairman of the City Council.

(Note.—See page 253, part 1 of printed hearings for letter from chairman of city council.)

Mr. NATCHER. Go through the balance of the language changes, please.

TEACHER EMPLOYMENT IN CIVILIAN OFFICE

Mr. COPPIE. Mr. Chairman, the change in section 5 was previously justified by the Corporation Counsel at the time that he appeared befor the committee. I believe no additional justification is required at this time.

RESTRICTION ON TAXICAB METER STUDY

Mr. Chairman, section 6 is the language that prohibits the District of Columbia government, through the Public Service Commission, to study the possibility of meter utilization in taxicabs. We are requesting that that language be deleted and that the city be given the opportunity to study the feasibility of meters in taxicabs.

LIMITATION ON COMPENSATION FOR COMMISSIONER'S DRIVER

Mr. Chairman, under section 13 we are requesting the elimination of the limitation of $12,000 in the aggregate for the cost of a driver for the Commissioner of the District of Columbia.

Mr. Chairman, we feel there should be no limitation imposed on the cost of the driver for the Commissioner.

Mr. NATCHER. No limitation on the part of the driver?

Mr. COPPIE. No limitation——

Mr. NATCHER. Fixed salary plus overtime?

Mr. COPPIE. Fixed salary plus overtime.

Mr. NATCHER. And no limitation should be placed—I believe there is a $12,000 limitation now.

Mr. COPPIE. In the aggregate. In other words, that is for all the costs associated with the driver. Drivers and overtime for the Commissioner.

Mr. NATCHER. You ask that that be removed and there be no fixed amount?

Mr. COPPIE. That is correct, Mr. Chairman.

Mr. NATCHER. Go right ahead, Mr. Coppie.

EXPENDITURE LIMITATION FOR OVERTIME AND TEMPORARY POSITIONS

Mr. COPPIE. Mr. Chairman, there is currently a limitation in the appropriation bill of 4.5 percent of total funds for personnel compensation to pay the cost of overtime and temporary positions. We would like to have this eliminated so that the District would have the authority to determine the amounts that are necessary for overtime and temporary positions.

Parenthetically, I would point out here, Mr. Chairman, we have been sensitive to our responsibilities to implement properly the 4½-percent requirement that has been done in the current fiscal year. Information will be supplied for the record to document that situation.

[The information follows:]

District of Columbia Government
Expenditures related to Overtime and Temporary Positions
Fiscal Year 1973

Agency	FY 1973 Appropriation For Personal Compensation	4 1/2% of FY 1973 Appropriation For Personal Compensation	FY 1973 Supplemental Request	Total Appropriation For Personal Compensation	4 1/2% of FY 1973 Total Appropriation For Personal Compensation	Overtime and Temporary Position Costs Through 2/28/73
General Operating Expenses:						
Office of the Commissioner	$386,800	$17,406	$6,500	$393,300	$17,699	$4,945
City Council	436,000	19,620	13,200	449,200	20,214	14,494
Executive Office:						
Office of the Secretariat	343,800	15,471	8,500	352,300	15,853	11,691
Office of Public Affairs	186,400	8,388	3,900	190,300	8,564	164
Office of Budget and Financial Management	2,079,300	93,568	54,900	2,134,200	96,039	61,380
Office of Planning and Management	869,700	39,137	30,400	900,100	40,504	7,772
Personnel Office	810,100	36,454	17,300	827,400	37,233	21,008
Office of Municipal Audit and Inspection	522,000	23,490	13,200	535,200	24,084	.....
Office of Civil Defense	121,700	5,477	2,800	124,500	5,603	1,161
Office of Human Rights	430,900	19,391	10,600	441,500	19,868	4,894
Employees' Disability, Unemployment, & Workmen's Compensation	.....	.....	11,600	11,600	522	.....
Total, Executive Office	5,363,900	241,376	153,200	5,517,100	248,270	108,070
Department of Finance and Revenue	6,757,200	304,074	174,600	6,931,800	311,931	19,497
Office of the Corporation Counsel	2,726,200	122,679	68,300	2,794,500	125,752	17,545
Department of General Services	5,734,600	258,057	181,300	5,915,900	266,215	63,208
Department of Economic Development	6,184,900	278,320	130,000	6,314,900	284,170	16,562
Public Library	5,326,700	239,701	125,700	5,452,400	245,358	67,034
Other Independent Agencies & Offices:						
Youth Opportunity Services	390,800	17,586	18,500	409,300	18,419	2,657
Housing Programs	215,300	9,689	5,100	220,400	9,918	642
Board of Parole	311,400	14,013	6,900	318,300	14,324	1,850
Department of Insurance	400,000	18,000	9,300	409,300	18,419	461
Minimum Wage & Industrial Safety Board	515,100	23,180	12,300	527,400	23,733	210
Recorder of Deeds	622,100	27,995	13,500	635,600	28,602	2,462
Public Service Commission	421,700	18,977	8,300	430,000	19,350	.....
Zoning Office	264,200	11,889	8,800	273,000	12,285	1,257
Board of Appeals and Review	30,500	1,373	500	31,000	1,395	246
Board of Elections	309,300	13,918	9,600	318,900	14,350	134,365
Office of the Surveyor	353,700	15,916	8,100	361,800	16,281	868

	FY 1973 Appropriation For Personal Compensation	4 1/2% of FY 1973 Appropriation For Personal Compensation	FY 1973 Supplemental Request	Total Appropriation For Personal Compensation	4 1/2% of FY 1973 Total Appropriation For Personnl Compensation	Overtime and Temporary Position Costs Through 2/28/73	
Other Independent Agencies & Offices (Cont.)							
Commission on the Status of Women.....	23,900	1,075	1,100	25,000	1,125	.....	
Commission on Judicial Disabilities and Tenure.....	22,500	1,012	300	22,800	1,026	.....	
Board of Labor Relations.....	76,400	3,438	2,900	79,300	3,568	.....	
Total, Other Independent Agencies and Offices.....	3,956,900	178,061	105,200	4,062,100	182,795	145,018	
Miscellaneous Contributions:							
Redevelopment Land Agency.....	6,000	270	.....	6,000	270	.....	
D. C. Apprenticeship Council.....	1,700	77	.....	1,700	77	.....	
Total, Miscellaneous Contributions....	7,700	347	.....	7,700	347	.....	
Total, General Operating.....	36,880,900	1,659,641	958,000	37,838,900	1,702,751	456,373	1.206%
Public Safety:							
Metropolitan Police.....	61,617,000	2,772,764	13,700,700	75,317,700	3,389,297	1,418,146	
Fire Department.....	18,616,000	837,720	4,293,800	22,909,800	1,030,941	398,622	
Courts:							
Court of Appeals.....	959,100	43,160	12,200	971,300	43,708	39,300	
Superior Court.....	11,336,700	510,151	209,900	11,546,600	519,597	504,732	
D. C. Court System.....	889,800	40,041	38,900	928,700	41,792	21,059	
U. S. Courts (Department of Justice)....	.....	.....	145,200	145,200	6,534	.....	
Public Defender Service.....	1,529,400	68,823	34,400	1,563,800	70,371	.....	
Bail Agency.....	490,700	22,082	18,300	509,000	22,905	3,850	
Total, Courts.....	15,205,700	684,257	458,900	15,664,600	704,907	568,941	
Department of Corrections.....	19,288,700	867,992	604,700	19,893,400	895,203	929,288	
National Guard.....	203,300	9,149	4,900	208,200	9,369	.....	
Total, Public Safety.....	114,930,700	5,171,882	19,063,000	133,993,700	6,029,717	3,314,997	2.474%
Education:							
Public Schools.....	122,533,200	5,513,993	7,955,600	130,488,800	5,871,996	852,225	
D. C. Teachers College.....	2,810,100	126,455	12,400	2,822,500	127,012	208,526	
Federal City College.....	13,379,300	602,069	53,300	13,432,600	604,467	136,168	
Washington Technical Institute.....	5,413,800	243,621	21,700	5,435,500	244,598	5,227	
Total, Education.....	144,136,400	6,486,138	8,043,000	152,179,400	6,848,073	1,202,146	.790%

	FY 1973 Appropriation For Personal Compensation	4 1/2% of FY 1973 Appropriation For Personal Compensation	FY 1973 Supplemental Request	Total Appropriation For Personal Compensation	4 1/2% of FY 1973 Total Appropriation For Personal Compensation	Overtime and Temporary Positions Costs Through 2/28/73	
Recreation:							
Recreation Department.....	11,262,000	506,790	250,000	11,512,000	518,040	49,109	.426%
Human Resources:							
Department of Human Resources.....	89,193,300	4,013,699	2,248,000	91,441,300	4,114,859	2,872,546	3.141%
Highways and Traffic:							
Department of Highways and Traffic.....	8,229,000	370,305	231,900	8,460,900	380,740	281,004	
Department of Motor Vehicles.....	2,511,000	112,995	59,100	2,570,100	115,654	33,127	
Total, Highways and Traffic.....	10,740,000	483,300	291,000	11,031,000	496,394	314,131	2.847%
Environmental Services:							
Department of Environmental Services.....	27,662,800	1,244,826	883,300	28,546,100	1,284,574	1,070,112	
Washington Aqueduct.....	2,942,300	132,404	109,700	3,052,000	137,340	.....	
Total, Environmental Services.....	30,605,100	1,377,230	993,000	31,598,100	1,421,914	1,070,112	3.387%
TOTAL, DISTRICT OF COLUMBIA.....	437,748,400	19,698,680	31,846,000	469,594,400	21,131,748	9,279,414	1.976%

OBFM
3/27/73.

LIMITATION ON CITY EMPLOYMENT LEVEL

Mr. COPPIE. Mr. Chairman, sections 17(1) and 17(2) limit full-time employees in positions to 39,619 and limit the number of temporary and part-time employees of the District of Columbia Government. We would like to have those limitations eliminated, Mr. Chairman. We have been sensitive to our responsibilities to see that these employment ceilings have been adhered to the current fiscal year. Information will be supplied for the record.

[The information follows:]

EMPLOYMENT CEILING—DISTRICT OF COLUMBIA GOVERNMENT

The number of District employees in full-time permanent positions has been limited to 39,619 for any month in fiscal year 1973. Using special personnel reports that can be produced as frequently as every 2 weeks, the Office of Budget and Financial Management has been monitoring compliance with that limitation. As of May 1, 1973, 36,956 employees were in full-time permanent positions.

At no time during the year has the employment ceiling been exceeded. The District Government expects to stay well under the ceiling for the balance of the fiscal year.

The limit on the number of temporary employees has been enforced through control procedures for the appointment of persons to temporary positions. According to Commissioner's order 71-455 (Dec. 12, 1971), no appointments can be made to temporary positions paid from appropriated funds without the approval of the Office of Budget and Financial Management.

ADEQATE LEVEL OF CITY EMPLOYMENT

Mr. NATCHER. Mr. Coppie, you know the figure we have carried here before the committee is 39,619? You will recall that this figure was fixed by the Legislative Committee on the District of Columbia some 2 years ago and not by this committee. By estimate today, which I think is right accurate, we have some 748,000 people in the District. Wouldn't you think, Mr. Coppie, that 39,619 employees, if all fully funded, and all on the payroll, would be an adequate maximum for the operation of a city with just 748,000 people?

Mr. COPPIE. Mr. Chairman, I think it is important to keep in mind that, when we talk about the District of Columbia, we are talking about a jurisdiction that not only carries traditional city responsibilities but also carries responsibilities usually found at State and county governmental levels. In addition, we have certain responsibilities related to our close ties with the Federal Establishment.

When all the factors are taken into consideration, our employment base is not out of line, in my judgment. The objective studies that we have done to measure our span of service delivery against that of other jurisdictions indicate we are not out of line.

Mr. NATCHER. All right, Mr. Coppie, now what other general provisions do you have?

PROHIBITION ON USE OF EDUCATIONAL FUNDS FOR PARTISAN ACTIVITIES

Mr. COPPIE. Mr. Chairman, we are asking for elimination of section 18, which states:

No funds appropriated herein for the Government of the District of Columbia for the operation of educational institutions, the compensation of personnel or other educational purposes may be used to permit, encourage, facilitate or further partisan political activity.

Nothing herein is intended to prohibit the availability of school buildings for the use of any community group during nonschool hours.

This provision was a result of this committee's concern over a welfare demonstration in the District of Columbia in 1972.

Mr. Chairman, we would propose that it be eliminated.

Mr. NATCHER. Mr. Coppie, as you know, this was agreed upon on the floor of the House after a full discussion. An amendment was offered by Mr. Myers, a member of our subcommittee, and after suggestions were made on both sides of the aisle, the amendment was perfected and was enacted without any difficulty. You now ask the committee to remove this from the bill?

Mr. COPPIE. That is correct, Mr. Chairman.

Mr. NATCHER. All right, Mr. Coppie.

Does that conclude now the general provisions?

Mr. COPPIE. It does, Mr. Chairman.

APPRECIATION FOR ASSISTANCE DURING HEARINGS

Mr. NATCHER. Mr. Coppie, I wish you would convey to Mr. Washington, the Commissioner of our Capital City, that we certainly appreciate the assistance we have received during the hearings on the budget for the fiscal year 1974 from all of the departments and agencies of our city government.

As you have heard me say before, Mr. Coppie, we have a great many dedicated, able people connected with the District Government, and this is evident each year that we have our hearings because they appear and testify on the budget and we certainly appreciate the fact that we have these people, including yourself and the members of your staff, in the District Government.

Mr. Coppie, we certainly appreciate the assistance that you have rendered the committee every day that we have met. You have either been here in person; there was an emergency upon one occasion and you had members of your staff here to take your place; we certainly appreciate the assistance that you and members of your staff have given to the committee both during the hearings and throughout the year.

I personally feel, as one member of the committee, that we have had good hearings this year. The justifications as presented to our committee and these books we have on the table were in much better condition than they have been in a number of years. I express our appreciation and Mr. Silsby's appreciation, the staff assistant to our committee, in this regard.

We have certainly been able to go through with the hearings much more rapidly and a lot easier than we have in the past. We want you to convey to Mr. Washington and to Mr. Nevius, the Chairman of the City Council, our appreciation for the assistance we have received during these hearings.

Mr. COPPIE. Thank you, Mr. Chairman. The Mayor asked me to commend you, Mr. McEwen, and the other members of the committee for the quality of excellence of the hearings. I think we disagreed, but the disagreement has been on issues.

Mr. Chairman, we appreciate the opportunity that you have given and have always given to the city to justify its position concerning the budget requests. That has been true this year and it has been true in each and every year that you have been chairman of the committee. We appreciate that very much.

Mr. NATCHER. Thank you, Mr. Coppie.

The committee will adjourn until 10 o'clock Friday. Thank you very much.

FRIDAY, MAY 18, 1973.

TESTIMONY OF CITIZENS AND ORGANIZATIONS OF THE DISTRICT OF COLUMBIA

PUBLIC SCHOOLS

WITNESS

MRS. REUBEN CLARK, JR., BUDGET CHAIRMAN, DISTRICT OF COLUMBIA CITIZENS FOR BETTER PUBLIC EDUCATION

Mr. NATCHER. The committee will come to order.

We have as our first witness Mrs. Reuben Clark, who represents the District of Columbia Citizens for Better Public Education.

Come around, Mrs. Clark, and have the seat to the right of the reporter, please, ma'am.

Mrs. CLARK. Thank you, sir.

Mr. NATCHER. And we will be glad to hear from you.

Mrs. CLARK. We are particularly grateful for the opportunity to present our views to you today. We are deeply concerned that public education may be plunged into a crisis for the second year in a row if resources that were earmarked by the city for fiscal year 1974 have to be used to get through the current fiscal year.

Last year's crisis required a hasty and radical revision of the base budget by the Board of Education. The Board cut deeply into its resources to finance a very substantial increase in special education ordered by the Congress but for which they provided no additional funds. Nearly $5 million was pared from the base budget, and although the heaviest cuts were in administrative personnel, the teaching staff was also substantially reduced. A cut of this magnitude has very severe repercussions in terms of staff morale and productivity.

Unfortunately, while the Board was struggling to avoid a deficit and to launch new programs without new funds, another financial pressure was building up in the form of the teachers' pay raise. Some $8 million in supplemental funds for fiscal year 1973, and $12 million for fiscal year 1974, are required for the pay raise.

Except for the infusion of revenue sharing, the education budget would have been very seriously out of balance at a time when every other department of government was competing strenuously for a share of the city's budget. Surely the municipal funding crisis posed by passage of the teachers' pay raise is the kind of situation that revenue sharing was designed to alleviate. We in the District of Columbia—long with the rest of the Nation and especially the cities—stand to lose a substantial amount of Federal funding apparently as a concomitant of revenue sharing. It seems to us that it would be cruel and inhuman punishment for the Congress to withhold a portion of the authorized Federal payment at the same time that we are losing impact aid, title IV–A of the Social Security Act, and other Federal assistance programs.

Our chief concern is to plead for a rational budget—one which recognizes and provides for essential needs, which allows the development of new programs through an orderly process of local initiative and review, and which gives the inhabitants of the District as fair a share as other Americans.

Thank you, sir.

Mr. NATCHER. Thank you, Mrs. Clark.

We appreciate your coming before the committee at this time.

MENTAL HEALTH

WITNESS

MRS. T. WILKINS DAVIS, PRESIDENT, D.C. MENTAL HEALTH ASSOCIATION

Mr. NATCHER. Now we will hear next from Mrs. T. Wilkins Davis, the president of the District of Columbia Mental Health Association, and, Mrs. Davis, we will be glad to hear from you. You can just have that seat right next to the reporter.

Mrs. DAVIS. Thank you.

The District of Columbia Mental Health Association is certainly grateful for this opportunity to make the statement.

The District of Columbia Mental Health Association wants to discuss two matters in connection with the Mental Health Administration budget.

First, the transfer of St. Elizabeths Hospital to the District of Columbia, whenever it takes place, means that over a period of 10 years the city must prepare to add $30 million annually to the budget. This will occur at the same time the city must prepare to finance the mental health centers without Federal help, if the administration's plan to phase out succeeds.

It is not only these looming financial problems which trouble us. In connection with St. Elizabeths, we are concerned because the emphasis appears to be on getting the hospital off the hands of the Federal Government without adequate consideration being given to patient care. Our Mental Health Administration and the Department of Human Resources have existed for only about 2 years. They have their hands full without being forced to absorb the hospital at this time.

REHABILITATION FUNDS FOR MENTAL PATIENTS

The second matter we want to bring to your attention involves the need for more adequate rehabilitation funds for mental patients in the three District of Columbia mental health centers. This problem has been of concern to us for years, and we hope the subcommittee will help us to solve it by earmarking $42,168 in the 1974 budget.

This figure includes an additional $1,880 for recreation therapy funds.

The goal of the centers is to treat people outside of expensive hospitals and return them to their optimum level of functioning, including paid jobs. One of the most important methods to reach this goal is through a variety of art, occupational and social rehabilitation therapies. Patients are thus helped to emerge from psychic isolation, to begin to relate to reality and to learn or re-learn manual and social skills.

These forms of therapy are as essential to curing mental patients as antibiotics are to curing infections, and the Government should support them fully. The District of Columbia does not do so. We pay trained rehabilitation staffs up to $15,000 a year and then fail to provide them with enough equipment and supplies to use with patients referred for help. This makes no sense. Staffs spend time begging the community for yarn, tools, paint, sewing machines, and so forth, when they could be treating patients. The number of patients who can be served is reduced. Staff aspirations are thwarted, and patients regress. The whole situation is uneconomical and neglectful.

Who are the patients? Most are on welfare and almost all have been deprived in many ways. It surprises people to know that some are children. At this time 175 to 230 patients per day are being served by 26 staff. In two centers, the number could be doubled without additional staff.

We are requesting $21,288, two-thirds for initial equipment (for example, a manual arts workshop) and one-third for on-going supplies. We are also requesting $19,000 for a full-time occupational specialist and an aide for area A, which has only one part-time staff. The total is 42,168. Details are attached to this statement.

We request that these funds be appropriated in the 1974 budget specifically earmarked for these purposes. There is a sum of $65,000 in the budget for supplies, but that is mainly for medical, office and other types of supplies and will not cover specific rehabilitation items given in the attached list. We understand that there are discretionary funds in the Department of Human Resources budget from which the sum we request might come. If that is not so, we are asking you to make this added appropriation.

Thank you very much.

[The attachments follow:]

DETAIL ON REQUEST FOR REHABILITATION FUNDS FOR MENTAL PATIENTS IN MENTAL HEALTH CENTERS IN D. C.

SUMMARY

Equipment and supplies	$21,288
New staff—area A	19,000
Total	40,288

There are three community mental health centers under the jurisdiction of the District of Columbia.

Their objective is to treat people close to their homes, to keep them out of expensive hospitals and return them to normal life and employment expeditiously. On of the most important ways to reach these objectives is through a number of forms of rehabilitation therapy suited to the age, sex and condition of the patient.

Each of the centers varies in amount and requirements according to number of patients, staff size and kinds of programs carried on.

AREA C, 1905 E STREET, SE.

Adult occupation therapy programs (including 24 hour day care and out-patient services):

	Estimated cost
1. Miscellaneous supplies, small equipment and tool as listed for adolescent program below, but in larger quantities	$2,500
2. Petty cash fund to obtain small and special items (that is, patient parties)	200
3. Electric pottery wheel equipment	245
4. Sewing machines	900
Youth occupation therapy program:	
1. Adolescent program (see itemized list below)	1,405
2. Children's program including miscellaneous educational/developmental toys, games, crafts and testing supplies	700
Manual arts therapy program	
1. Total equipment needs (see itemized list below)	1,078
2. Scroll saw, 24-inch	320
3. Plastic oven	200
Grand total—Areas C	7,558

Adolescent occupational therapy program—itemized list:

Sewing Supplies:	
2 or 3 sewing machines at $225	675
Fabrics	150
Sewing notions (zoppers, thread, bias tape et cetera)	50
Patterns (for children sizes 10–14; junior 5–16, also junior petite)	25
Cooking program	100
Stitchery supplies: needle point, punch rugs et cetera, embroidery supplies, crocheting supplies (yarn, needles et cetera) knitting supplies)	150
General activities:	
Leather craft supplies (bill folds, belts, tools, accessories)	200
Model kits (airplanes, cars, ships, et cetera)	35
Wood carving and burning sets	25
Paint by numbers	35
Puzzles	10
Thinking games (Monopoly, Sorry, Life, et cetera)	25
Planting pot plants, flowers, and miniature gardens	25
Total	1,405

Request to avoid disruption in patient treatment manual art therapy—itemized list:

Woodworking tool set	98.50
Belt sander	130.00
Sander, finishing	74.50
Saw, circular portable	89.50
Sabre saw	59.50
Total	452.00
Miscellaneous expendable material (paint, nails, sandpaper, brushes, et cetera)—needed for new program involving community volunteers	125.00
Rockwell Delta 10'' tilting arbor saw—replacement for old, outmoded saw	501.00
Total	1,078.00

NOTE.—Each year area C will need an amount in the order of $3,907 to replenish used-up supplies. This amount is included in the grand total above for the 1974 fiscal year.

Number of patients, staff and hours spent in area C rehabilitation therapy: 90 to 115 adult patients; 25 to 30 adolescent patients; 15 to 20 children; and 11 full time staff.

Patients spend an average of 1½ hours per day in each rehabilitation therapy program, with most patients scheduled for two or more sessions.

Area B, 1125 Spring Road, Northwest

Initial equipment $7,685.00

Manual arts shop:

Occupational Therapy—

Kiln
Craft tables
Locked cabinet
2 sewing machines
2 hair driers
Loom
Quilting frame

Paint, draperies, lamps—they'll paint the place themselves (no labor involved)

Pre-vocational and work therapy—

Ditto machine and stand
Mimeo machine and stand
3 typing tables
2 electric typwriters
1 manual typewriter
3 general purpose tables
3 locked cabinets

Recreation—

Stereo set
Pool table
TV set
3 card tables
Balls and bats
Horseshoes
Volley balls
Subscription to a newspaper

A teaching kitchen

On-going supplies 2,345.00

Lumber
Demonstration food
Paper, stencils, clay, fabric, thread, yarn, scissors, glue, art supplies, shampoo, combs, et cetera.

Therapeutic nursery 700.00

Collapsible playground equipment for indoor and outdoor play
5 tricycles
Water table
Large crayons
Construction paper
Books suitable for nursery school learning
Rug
Record player
Construction of a cemented area for outdoor play equipment

Grand total—Area B 10,730.00

NOTE: Each year Area B will need an amount in order of $2,345 to replenish used up supplies. This amount is included in the grand total above for the 1974 fiscal year.

Number of patients, staff and hours spent in Area B rehabilitation therapy:

15 to 20 adult patients
40 to 50 children (therapeutic nursery)
8 full time staff for adults
6 full time staff for children

Patients spend an average of 7 hours per day in individual and group rehabilitation therapy. Children are divided into two sessions, (half in the morning and half in the afternoon). Each session lasts about 3 hours.

Area A, 3246 P Street Northwest

Initial equipment and supplies	$3,000.00
Homemaking group:	
Cooking equipment	
Sewing machines	
Fabrics	
Sewing notions	
Small equipment—looms, frames for quilting, et cetera	
Pre-voc (clerical): Electric typewriters 2 to 3 tables	
Woodworking:	
Hand tools	
Heavy duty work bench	
Jig saw	
Lumber	
Art and Crafts:	
Clay	
Containers	
Kilns	
Easels	
Leather tools	
Model kits	
Wood carving and burning sets	
Dance therapy:	
Phonographs	
Records	
General storage cabinets and furniture	
Grand total	3,000.00

NOTE. At the present level of operation, Area A, which is just starting, will need a sum in the order of $1,500 per year for replenishing used up supplies. This amount is included in the grand total above for the 1974 fiscal year.

Number of staff, patients, and hours spent in area A rehabilitation therapy:

15 to 20 adult patients
1 part-time staff
Patients spend an average of 2 hours per day in rehabilitation therapy.

To bring this center up to adequate operation, a full time occupational therapist and an aide is required at an additional $19,000.

Mr. NATCHER. Thank you, Mrs. Davis. We appreciate your coming before the committee.

Mrs. DAVIS. Thank you.

DAY CARE PROGRAMS

WITNESSES

MISS MARY AGATHA KELLY, FORMER CHAIRMAN, DISTRICT OF COLUMBIA ADVISORY COMMITTEE ON DAY CARE
SIDNEY Z. MENSH, CHAIRMAN, DISTRICT OF COLUMBIA ADVISORY COMMITTEE ON DAY CARE

Mr. NATCHER. Our next witness is Miss Mary Agatha Kelly, the chairman of the District of Columbia Advisory Committee on Day Care.

Miss KELLY. We are two. I brought someone with me.

Mr. NATCHER. All right. Both of you can sit right there together and we are glad to have you before the committee.

Whom do you have with you, Miss Kelly?

Miss KELLY. I have to start by making a correction as my term as chairman of the committee terminated last week and I have brought with me this morning Mr. Sidney Mensh who succeeds me as chairman of the Public Welfare Advisory Committee.

Mr. NATCHER. We are glad to have you with us.

Miss KELLY. The Public Welfare Advisory Committee is a legally constituted committee which is required at the present time and which according to the new Federal standards will also be required. We have 27 members who are experienced and concerned about day care in the community, including representatives of professional and scientific groups and of nonprofit agencies, as well as a third of the members who are mothers of children making use of day care.

The District of Columbia does not operate day care programs but contracts for care with approved day care centers and with individuals who provide day care for children in their own homes. Usually children under 2 years of age are cared for in day care homes and those over 2 years are referred to day care centers. Both homes and centers must be licensed by the District of Columbia and must meet standards set by the Social Rehabilitation Administration of the Department of Human Resources.

As of February 1, 1973, the District has contracts for 1,421 children—they now have over 1,500—in 58 day care centers and for 488 children in 94 day care homes. An additional 1,091, now 1,148 children receive in-home care in their own homes with caretakers selected by the mothers and approved by the Department of Human Resources. Payments for these children are at the rate of $2 per child per day. Most of these children attend public school during the day. They are older children.

Parents receiving public assistance who are in training programs pay nothing, while employed parents pay a share of the cost of day care according to a sliding fee scale based on family income. The District pays the difference up to a rate of $4 per child per day in day care centers, and a rate of $3 per child per day in day care homes. These rates have been in effect since June 1967. In all cases, children are not eligible for subsidized care if the family income is over $7,000 a year.

At these rates, the District is now paying less than 50 percent of the cost of care to centers. It is obvious that the rate is far from adequate in view of higher salaries, rising cost of food, utilities, and maintenance. Improving standards of day care require centers to employ more and better trained staff at higher salaries. Consequently, centers are obliged to seek additional funds to meet the cost of caring for DHR children.

The District pays a day care mother about 30 cents an hour for caring for a child in her home. Costs of food, rent, utilities, have also increased for her. The recompense a mother gets for her time and work is reduced to the point that it becomes increasingly difficult to find women who will become day care mothers. Presently, Model Cities is paying $5 per child per day, as does the State of Maryland. The local family and child services agency has recently raised its rate of payment to $4.20 per day, while we are still paying $3.

For these reasons, the advisory committee has for several years advocated an increase in the rates paid to both day care centers and day care homes. We are again recommending and urging that the day care rates paid by the District of Columbia be revised to the following minimum payments:

	Present rate per day	Proposed rate per day
Full day care:		
Day care homes	$3.00	$3.60
Day care centers	4.00	6.00
Partial day care:		
Before school	.50	1.00
After school	1.50	2.00

With the increase in the number of women who are now working or who will start to work under the welfare reform programs, it is unnecessary to point out that the demand for good day care is increasing. It has been stressed by public officials that day care is an essential component in the welfare reform program for the District of Columbia. To meet this growing need, present homes and centers must be retained and additional ones found. The District of Columbia Advisory Committee on Day Care therefore urges that the District of Columbia budget should include sufficient funds to increase the rate paid to day care centers to $6 per child per day and to day care homes to $3.60 per child per day.

Thank you very much.

Mr. NATCHER. Thank you, Miss Kelly.

Mr. Mensh, we are glad to have you appear with Miss Kelly.

Thank you both very much.

Mr. MENSH. I would like to make a small statement if I may.

Mr. NATCHER. Go right ahead.

STATEMENT OF SIDNEY Z. MENSH, CHAIRMAN, DISTRICT OF COLUMBIA ADVISORY COMMITTEE ON DAY CARE

Mr. MENSH. I think I appeared before you a good many years ago in the office building when I was president of the District of Columbia Day Care Association.

I am Sidney Z. Mensh, a native of Washington, a businessman, and connected with Day Care for 12 years. I was the chairman of the Metropolitan Area Child Day Care Association in 1961 and one of the founders of the National Capital Area Child Day Care Association in 1965 and currently the chairman of the District of Columbia Advisory Committee.

The statements that Miss Kelly made and which we hope will be implemented through the District of Columbia budget and which in our capacity as advisory to the Department of Human Resources we heartily recommend are very important in light of the problems with day care.

After 12 years we sometimes get discouraged and we would hope some of your staff or some of your people could visit our centers and see what little day care is being given in the city of Washington, the effects of it, and the need for it.

I would like to quote a philosopher of the 12th century, Maimonides, who said:

He who helps a fellowman to support himself by a gift, or a loan, or by finding employment for him, thus helping him to become self-supporting is the highest degree of charity,

And this is what day care does.
Thank you.
Mr. NATCHER. Thank you very much.

DISTRICT OF COLUMBIA BUDGET

WITNESSES

MRS. FRANCES GEMMILL, REPRESENTATIVE, LEAGUE OF WOMEN VOTERS
MRS. SELMA KALLIS, REPRESENTATIVE, LEAGUE OF WOMEN VOTERS

Mr. NATCHER. Our next witness is Mrs. Frances Gemmill. Come around, Mrs. Gemmill. We are glad to have you before the committee. You represent the League of Women Voters of the District of Columbia.

Mrs. GEMMILL. Yes.

Mr. NATCHER. And you have with you?

Mrs. GEMMILL. This is Mrs. Selma Kallis.

Mr. NATCHER. We are glad to have you appear.

Mrs. GEMMILL. She is one of my colleagues. Mrs. Kallis is especially well versed in areas of EQ, environmental quality, and I would hope you might ask her some questions. My own pet field is education. I would address questions, if you have any, on that section.

Mr. NATCHER. We are glad to have you ladies before us and you go right ahead now, Mrs. Gemmill.

Mrs. GEMMILL. Thank you.

We appreciate the opportunity to testify in some detail on matters in the proposed budget for fiscal year 1974, which the League of Women Voters has been actively studying this year. First, let me say that the league strongly opposes any suggestion that revenue sharing funds are a substitute for the Federal payment and we would be appalled by an action of Congress which followed that suggestion. The Federal payment to the District of Columbia is a unique financial recognition of the responsibility of the entire country to maintain its capital city. This payment is not a gift or a grant. A significant percentage of property here is federally owned; in addition, much property is owned and many municipal services are rendered to tax-free institutions housed here because this is the Nation's Capital.

Mayor Washington's proposal to apply $45.6 million of the city's retroactive revenue sharing funds to next year's budget is a foresighted one. To be able to plan ahead is a crying need in this city. Surely Congress will join us in supporting such foresight, and release the remainder of this year's Federal payment for the supplemental appropriation.

CORRECTIONAL INSTITUTIONS

In its recent study of correctional institutions, the District of Columbia league emphasized the need for improvements in rehabilitative programs and community-based facilities. Our members felt that all alternatives to present facilities should be explored, including half-

way houses, with guidelines to be set up by the Department of Corrections. We believe that training to live in community-based facilities should start when a resident enters the custodial institution.

At the same time, the District of Columbia league sees an urgent need for a new District of Columbia jail, to ameliorate the inhumane conditions under which residents are detained in existing facilities. Therefore, we strongly support the proposed funding for the new jail.

ENVIRONMENTAL QUALITY

The fields of water resources, air quality, and solid waste management are the major elements of the Department of Environmental Services' budget request which we address today. We recognize that implementation of this legislation through the budget process is fundamental to the achievement of the league objective, "an environment beneficial to life."

The budget text contains a pointed reminder that the possibility of a District of Columbia water supply shortage is immediate and that firm plans to meet increasing demand are needed. Of at least as great importance is assuring the wholesomeness of the public water supply. The necessary planning for early action can begin as soon as official recommendations result from the recent tristate task force report on water resources for the metropolitan Washington region. We hope that action to insure an adequate reliable water supply can be initiated within the next fiscal year.

WASTE WATER MANAGEMENT

In our view, the most serious budgetary problem facing the Department of Environmental Services is the shortfall in the expected federal share of capital improvement funds for the $360 million project to expand and upgrade the Blue Plains sewage treatment plant. We hope it will prove possible to obtain the release of these much needed funds so that the very necessary Blue Plains construction can proceed to completion. Without these funds, the quality of Potomac River water in this area cannot be brought into conformity with the standards required by the recent Water Pollution Control Act nor with the goal of restoring the esthetic and recreational value of "the Nation's River" in the capital area by the 1976 Bicentennial anniversary.

REVENUES FROM WATER AND SEWAGE CHARGES

In testimony last year before the District of Columbia City Council, we suggested consideration of a system of graduated rates for water-sewer service. This was based on the concept that consumers might be discouraged from wasteful uses of water if rates were so graduated as to impose a higher per unit charge for water consumption beyond a reasonable base. In this way, it would be hoped, overall consumption might decline (or at least remain stable) thus lessening the pressure on a scarce resource. We understand that a study of the merits of graduated rates is in progress and are pleased that such a rate structure is being given appropriate consideration.

95-872 O—73——74

AIR QUALITY

The Mayor-Commissioner of the District of Columbia has recently given his strong support to improving the quality of our air by endorsing a strong regional air pollution control strategy which would meet the requirements of the Clean Air Act of 1975. We applaud this action, as well as his decision not to request an extension of the deadline, which was done in neighboring jurisdictions. Basic to this strategy is the existence within the District of Columbia government structure of increasingly sophisticated monitoring capabilities and a trained enforcement staff, capable of maintaining surveillance of point and nonpoint sources of pollution throughout the District

Noting a total proposed expenditure for both air and water quality control of only some $600,000, we support the requested increase of $123,000 for this function in anticipation of greatly expanded monitoring and enforcement activities as national air and water pollution control legislation is put into effect here.

SOLID WASTE MANAGEMENT—DISPOSAL

Because of our concern for cleaner air, we welcomed the closing of the city's four old incinerators but accepted the necessity of using incinerator No. 5 as one component of a flexible solid waste disposal system, provided it met Federal air quality standards and only until such time as the city could recycle a substantial portion of its waste load. Recycling, or more accurately, resource recovery, remains an important league priority, both at the national and local level.

Despite the decision of the administration to cut back its Federal grant program intended to help localities develop resource recovery capabilities, the League of Women Voters at both the national and local levels support "recycling" as a means of forestalling depletion of nonrenewable resources and of reducing the need for new disposal sites.

Solid waste management: Collection.—Although we know that much has been done to meet citizen complaints regarding waste collection from private homes, league members are also concerned with the unsightly condition of the public space in their neighborhoods, the the streets and alleys, the vacant lots, the areas around commercial buildings. We are pleased to note, therefore, the additional funds requested for new sweeper trucks and street cleaning personnel, as well as new funds to permit regular surveillance of vacant lots and to enforce more adequately the city's solid waste regulations.

Employee development.—The evidence of greater attention given to the training of environmental service employees is most welcome. The league endorses such programs that contribute to strengthening the skills of all public servants, especially of those whose educational limitations put them at the bottom of the employment ladder. Related to the subject of training is the use of halfway house residents to fill out collection crews in emergencies. We commend the Department of Environmental Services for its initiative in creating both training and employment opportunities for citizens whose job opportunities are limited.

PUBLIC SCHOOLS

Turning to the public schools budget, the members of your committee must certainly share our pleasure at its clarity this year. The diligence and competence of our school board in its extensive reviews of programs and its painstaking work with the administration to set new goals while making severe cutbacks last year must be acknowledged.

I want to add last year when Congress directed that $2 million be diverted from other parts of the school system to be earmarked for special education, problems were created for both special education and the rest of the system. The Special Education Department was not geared to expand so rapidly and significant cuts had to be made in the other programs.

We heartily concur with the priorities which the board and the administration agreed upon in spending the $3.6 million added for new services. The concentration on more classroom teachers, plus more adequate supplies and equipment unquestionably addresses some of the most pressing needs of the schools.

However, there remain some serious needs which will not be met by the present budget. One such area of major concern to the District of Columbia League of Women Voters is vocational education, now known as career education, or career development. Our vocational facilities have long been too small as well as outmoded.

Career development, a long-range plan for comprehensive education which would make both technical and academic courses available to all students, has never been adequately funded in the District of Columbia. By stretching its resources to the maximum, this department is now serving about 13 percent of the senior high school population on a full-time basis, and an additional 22 percent in scattered part-time offerings. As of now, the only technical courses available in our high schools are in the areas of construction and wood, drafting, and printing, and these are not available in all high schools. In some high schools, shops are virtually nonexistent.

Additional funds for the expansion of career development programs are also needed in the capital outlay budget. The poor conditions of industrial arts shops in junior and senior high schools and the educational deficits which result from these conditions are well known. Yet the amounts budgeted to improve these shops are far below the amounts needed to do the job. For example, for the industrial arts shops, $700,000 of the needed $1.7 million is provided. For health occupations and distributive education equipment, less than a third of the amounts needed is provided. Jobs in these latter two areas are available in this region, and the Department of Career Development is ready to provide the programs.

We would like to see additional flexibility for the Board of Education to use funds which are appropriated in a given year. The District of Columbia League of Women Voters has noted with interest the recommendation of the Nelsen Commission that, after a suitable review of the base budget, District of Columbia officials be given increased authority to reprogram funds, as a start toward delegating greater freedom to make detailed budgetary decisions. Such additional flexibility would enable the Board of Education to use otherwise unused funds—

in fact the whole city—for pressing needs, and to extend the progress it has made toward improving the schools.

Finally, comparisons are often made among school districts concerning per pupil expenditure, and reports have made it appear that the District of Columbia per pupil expenditure is large.

These reports are based on invalid comparisons. For example, the District of Columbia school computation includes Federal funds, special education, vocational education, prekindergarten, and kindergarten, while others may exclude some or all of these. Unless the figures are adjusted they are not comparable.

In fact, when per pupil expenditures are adjusted for variations in reporting the differences among all large city school systems are very small, including those of the District of Columbia.

Again the League of Women Voters of the District of Columbia thanks you for this opportunity to present its views.

Mr. NATCHER. Ladies, thank you very much. We appreciate your coming before our committee.

SPECIAL EDUCATION

WITNESS

MRS. ROSALIE IADAROLA, COCHAIRMAN, GOVERNMENTAL AFFAIRS COMMITTEE, DISTRICT OF COLUMBIA ASSOCIATION FOR RETARDED CHILDREN, INC.

Mr. NATCHER. Our next witness is Mrs. Rosalie Iadarola.

Mrs. Iadarola, come around and have a seat Mrs. Iadarola, we are glad to have you appear before our committee this year.

Mrs. IADAROLA. Thank you.

Mr. NATCHER. You are here as a representative of the Association for Retarded Children, Inc.

Mrs. IADAROLA. Right.

Mr. NATCHER. You go right ahead now and we will be pleased to hear from you.

Mrs. IADAROLA. All right.

Dear Chairman and members of the subcommittee, my name is Rosalie Iadarola, and I represent the District of Columbia Association for Retarded Children. The "State" status given us by our national organization, brings with it a greater and more total responsibility for the welfare of the retarded in our city.

In reviewing what is in store for the retarded in the fiscal year 1974 District budgets of Human Resources and public school, we find, as usual, that funds have not been requested for unmet needs.

In the Human Resources budget, we note one increase for the District's institution for the retarded out of revenue-sharing funds. This is four times less than the administrator of this institution asked for in view of years of neglect and tremendous parent pressure.

If the Department of Human Resources were to take seriously its responsibilities as ordered in a Federal court decree by Judge Joseph Waddy, it would not state on page JA–174–1, 2d paragraph, "With the recent court ruling concerning the responsibility of the department of education to provide education for all children, including the handicapped, the responsibility of DHR to evaluate children in need of spe-

cial school placement, we anticipate an increased demand on our school placement services and crippled children's programs. Psychological services will be critical. There has been an insufficient number of psychologists and school health physicians in fiscal year 1972, but our existing staff must be maintained in order to meet these new needs." What does this mean? How can new needs be met with an admitted insufficient existing staff? This statement shows that Human Resources has not fully grasped the totality of the Federal court decree that, "Every child has a constitutional right to a publicly funded, appropriate education," which does not allow the excuse of lack of funds. It has not grasped the fact that the entire District government was sued and not just the public schools.

It has not grasped the fact that money does not answer all the problems—that commitment to fulfill a responsibility may show the way instead. A start could be made to insure that no handicapped child is cheated out of his education in the following manner. Present public and private diagnostic centers could be marshaled to conduct a systematic, early screening of every child, documenting special needs, enabling appropriate planning and programing of these needs in coordination with the public school for the delivery of medical and educational services to every handicapped child. How can the public school be responsible for every handicapped child's education when many very young children never ask for entry into the public school but go instead to Human Resources for help?

A look at the public schools' fiscal year 1974 budget for special education of the retarded, shows that approximately 906 trainable retarded children are in 19 schools, which include programs for 20 profoundly retarded—that is a new program which we are very happy to see—31 in a sheltered workshop setting, 95 in a job development program, and we estimate 150 retarded children to be on tuitions in private schools. This leaves a large number of retarded children in the educable range, exposed to the vagaries of education in the "school-based program." In fact, the fiscal year 1974 budget shows that this program expects to serve a total of 9,000 children (representing varied needs of learning disabilities, behavior problems, retardation, et cetera), an increase of 4,441 children over 1973, with no increased request for funds. How can this be done?

We are alarmed at the use of the school-based person for educating the educable retarded child on one hand, yet we recognize the benefits that can be derived from his being in the mainstream. Alarm would not be so overriding, if parents could be shown that all school-based persons were specially trained to cope with the varying and overwhelming needs they are confronted by at their school base; if we knew that a cooperative, innovative relationship existed between the regular classroom teacher and the school based person; if the curriculum was a truly individualized one for each child and was carried out; if some public manner of evaluating this program could be arrived at; if there was more assurance that the mainstream was functioning at a good level. The educational reasoning for this approach to special needs is the avoidance of labels. The practical reason for the school based program is to satisfy the requirements of the Waddy decree. But does it really? Many of these children receive a very limited degree of education—in quantity and quality—not an appropriate education.

Perhaps these are some of the reasons why the assistant superintendent of special education asked Dr. Scott to include in the Mayor's budget, a sum of $2,662,819. It never got into the Mayor's budget. Therefore you will not see it. It included $511,026 for 200 children with general learning difficulties, $51,008 for 40 children needing compensatory education, $356,970 for 64 profoundly retarded, $128,156 for placement officers to facilitate placement of children into special programs, $82,801 for teacher training. The last item to follow is the most exciting request of all—$1,386,702 for 500 preschool handicapped children.

Last year, the increase given to special education was made at the expense of the regular total education budget.

Mrs. Gemmill referred to this. Its impact was nullified as most of the increase was absorbed by the influx of youngsters having problems that normally should be handled in the regular classroom, being shifted to supportive services under special education.

We ask Congress to consider carefully that 800 children with very special needs will be helped by this request and urge they approve the addition of this sum to the public schools' fiscal year 1974 special education budget. Thank you.

Mr. NATCHER. Mrs. Iadarola, we want to thank you for your appearance before our committee at this time.

Mrs. IADAROLA. Thank you.

SPECIAL EDUCATION

WITNESS

RALPH WITTENBERG, M.D., REPRESENTATIVE, CONCERNED CITIZENS FOR EXCEPTIONAL CHILDREN OF THE DISTRICT OF COLUMBIA

Mr. NATCHER. Our next witness is Dr. Ralph Wittenberg, who is here to represent the Concerned Citizens for Exceptional Children of the District of Columbia.

Dr. Wittenberg, it is a pleasure to have you appear. Are you a Ph. D.?

Dr. WHITTENBERG. No, an M.D.

Mr. NATCHER. Doctor, we are delighted to have you.

Dr. WITTENBERG. Thank you for allowing me to appear before the committee again.

I want to address my remarks to the question of the seeming conflict that has arisen over additional funds being appropriated last year for the Department of Special Education, which has caused considerable furor in the school system.

The reason that the additional funds paradoxically caused this difficulty was that the school budget's request was so inadequate in terms of the needs of children that when additional money was appropriated, instead of it being added to the general school revenues, it was in a sense subtracted from the general revenues and delegated to special education, so that once the total amount of money had been decided on, the addition to special education was subtracted from general school revenues.

I don't think that this is a necessary fact because the school system has information available from its own people to indicate how serious the needs for additional services are and do not put them in their request to Congress, so it makes out that Congress is the villain when, as a matter of fact, the responsibility has to go back, I imagine, to the school superintendent who does not put it in his budget request.

I have here a letter which I wish to read, from the assistant superintendent for special education, dated January 15, this year, to the superintendent of schools.

It was referred to by Mrs. Iadarola but I wish to read it in detail so that you can see how specifically the matter was brought to the school system's attention. It reads as follows:

"The attached represents"——

He is referring to the second page——

"The cost of additional programs needed in special education to maintain compliance with the decree of Judge Joseph Waddy in the 1973–74 school year. The Department of Special Education has become aware of these pressing needs in the past several months. Consequently, it would have been impossible for the Department to have made these needs known in the detail presented at the time of the original buget proposal.

"The programs detailed in the attached will give direct educational services to 800 children. The additional placement officer positions in this budget are provided to attain the placement of children in suitable programs as specified by Judge Waddy and in the timeframe specified in his decree.

"Finally, the need for staff development money remains of critical import insofar as there is not available a large pool of trained professional personnel to provide suitable programing, again as decreed by Judge Waddy. The total amount of additional financial resources needed is $2,622,819. The Department of Special Education will be able to administer and supervise these needed programs within its present structure."

In other words, they will be able to spend the money this year.

"Finally, the programs are not listed on a priority basis as they are all of critical import."

It is signed by the assistant superintendent for special education. Mrs. Iadarola has referred to the breakdown of the funds and the main reason that we are submitting this is to indicate that the difficulty that the school system finds itself in when additional funds are appropriated for special education at the expense of the general school system is that they do not provide the Congress with the information of how serious their needs are for additional funds, and what the reasons are for doing this is very unclear to me and I think from the point of view of my organization and the people I work with our concern is mainly for children and not for budgets, and that the awkwardness and difficulty that the school administration might entail is really very secondary to the large number of children mentioned and I don't think that by any means this represents the total number of children in the inner services.

I thank the committee again for the chance to appear.

Mr. NATCHER. Thank you very much, Dr. Wittenberg.

WITNESS

LT. COL. GEORGE HALEY (RETIRED), CHAIRMAN, WILSON MODERNIZATION COMMITTEE

Mr. NATCHER. Now we have Col. George Haley with us, Colonel Haley, have that soft seat right there next to the reporter. You have been up here before.

Mr. HALEY. Thank you very much, Mr. Chairman.

Mr. NATCHER. You had 22 years or 24 years service, Colonel?

Mr. HALEY. Twenty-four, sir.

Mr. NATCHER. Twenty-four years and you are retired. You are up here now to speak to us on behalf of the Wilson Modernization Committee.

Colonel, it is a pleasure to have you appear before our committee and we would be glad to hear from you.

Mr. HALEY. Thank you, Mr. Chairman.

I have with me some young people and some other members of the community who are interested.

Mr. NATCHER. How many do you have?

Mr. HALEY. I believe there are about 10 to a dozen people.

Mr. NATCHER. Would they mind standing right there behind you just a minute.

Mr. HALEY. I think they would like to do that.

Mr. NATCHER. All right. We are going to let them stand right there now. Colonel, you pick out the ones you have out there. I want them to hear you make your statement.

I want you people to hear the Colonel testify. I think he is going to be a good witness and do a good job as your representative.

Now, Colonel, these people are here with you in behalf of the projects that you are going to talk to us about and, as I have said to you previously, it is a pleasure to have you appear, Colonel, and we will be glad to hear from you.

Mr. HALEY. Thank you very much, sir. First, I would say that these people are not only members of our community but members of the Wilson Swimming Team, of Miss Stafford's Sea Devils, of our neighborhood planning council, young people, and members of the various school populations within our community.

We are, of course, very pleased to have this opportunity to appear before your congressional committee.

We are well aware of your prior, and continuing, support of projects to satisfy the recreational needs in our school community which are encompassed by our present plans, and we thank you very much, Mr. Chairman. Our project (10–371) is educational, however, and one of modernization of Wilson High School. In limited time, there are a few points we wish to make. (Information for which we have not time is otherwise available.)

We want to state our support of the entire school budget and, in particular, the complete capital outlay budget for education. After many years of work, we are happy our project now is included in the latter. With escalating costs, including those of prior-funded projects,

it is increasingly difficult for new projects to begin. No new capital improvement projects survived the cuts in public schools fiscal year 1973 budget, for instance. Prior-funded projects absorbed the money allocated. (Four new projects are requested in fiscal year 1974.) Nearly all new projects have been around for several years, of course. We believe it very important to the future of education in the District of Columbia to keep these new projects developing and on schedule, as well as the completion of those prior-funded projects.

Our Modernization Committee was formed to represent our school community at the request of the Board of Education and by election of that community (August 1970). Each of its 36 members is well based in community activity or experience, and immediately we concluded our task was to satisfy more than one community need, since it is no longer feasible, economically or otherwise, to build public facilities with goals of restricted or limited use. This public facility must meet the educational and competitive requirements which are the accepted standard for senior high schools in the District of Columbia and, also, stimulate and enhance the educational programs of the several other public schools in the community, junior high and elementary. The student population within a couple of blocks of Wilson is approximately 4,000 and there are four additional public schools that will find the location easily accessible, and which are included in plants for its use.

Beyond that, this facility is intended to be utilized fully, and as a year-round function, provide a highly desired educational-recreational resource to a resident population of nearly 100,000. This function remains unsatisfied after more than 25 years of citizen effort, and in the only city area which has no public swimming facility. The longtime need and continuing desire is well documented and some of that documentation is provided you today.

We were asked to establish school community requirements and scope-of-work planning. We did so, and our scope recommendations are virtually identical now to what was initially presented to the Board of Education the first week of April 1971. Then, due to the breadth of scope, we saw the need for agency directors and their staffs to participate in planning construction of a public facility such as this from the initial phase of its development. It would be unwise to construct such facilities without coordinating planning with all interested D.C. agencies. Subsequently, we were able to gain the cooperation of five agencies of the District government (Public Schools, Recreation, General Services, Community Services, and Office of the Budget) on an agreed scope of work (form 6) for this project.

Support in our community is derived from every major organization and reflected in the thousands of names on petitions (4,400 plus). In our several appearances within the service area committee structure of community services, we have received excellent cooperation and overwhelming supportive response on every occasion, including the citizen review of the capital improvement program each year. In the citizen review, no other SAC 8 project has drawn the enthusiastic response accorded this educational/recreational package. City council included this project in its fiscal year 1974 budget without comment.

In conclusion, we ask that you consider the educational needs of the District as distilled into this public schools capital outlay budget and support the plans that have gone into it. Let us resolve any doubts or

any differences relative to this particular project, but let us move steadily forward. Thank you very much.

Mr. NATCHER. Colonel Haley, we want to thank you for appearing before our committee at this time and also want to thank these young ladies and young gentlemen that have appeared with you.

As one member of this committee, Colonel Haley, I believe you have a good school board member representing your ward. I think Mr. Rosenfield is doing a good job.

Mr. HALEY. Thank you, sir.

Mr. NATCHER. You know, from time to time we have requests before our committee concerning projects and programs in certain sections of the city and I know that some of the school board members from time to time have believed that maybe their particular section had not received enough of the funds. In one particular instance I know we have a little lady who serves on that board. She will fight you all over this Capitol, Colonel, about her ward and, bless her heart, I am in favor of it. She tries to take care of her area. She tries to see that her section of the city receives an adequate share of the budget.

We appreciate your appearing. We are acquainted with the project. Your section of the city doesn't ask for much, Colonel. You don't ask for much, and I say that to you frankly.

Several years ago during one of our night sessions Martin Agronsky appeared before our committee, and he is an able man, and an able newspaperman, and a man, Colonel, who has the respect of the people.

You know, we have members of the Fourth Estate that have the respect of the people, and I say that to you frankly, and he is one of them and he appeared. He is a busy man just like you are, Colonel, and he appeared before our committee and he asked us to go along with certain improvements and certain additions to the high school at that time and he made a good witness, and he had enough interest in it to come in and talk to us and he brought some of the boys and girls with him.

I appreciate your appearing and, Colonel, there is one thing we want you to do now. I know this particular project is an unusual project. It involves over $3 million. I know that as far as amounts are concerned it might be considered high.

It has special, unique advantages and purposes for which it will be used. We have boys and girls here in the city of Washington who could qualify for the Olympic teams, but you don't have any place for them to practice, to develop. You don't have any facilities. So when you consider the size, the dimensions, and the purposes generally, as well as serving the boys and girls in the high school and in the vicinity, it has advantages that the committee should know about.

SUPPLEMENTAL STATEMENT OF WILSON MODERNIZATION COMMITTEE

Now, Colonel, I don't know whether it was brought out fully at the committee hearing, the advantages and the reasons why this particular project should be approved.

In two pages, Colonel, get some of your people out there now that know like you do the reasons why this project should be approved, and in addition to putting down the cost of it and the fact that it is needed, tell us a little more about it than we have heard now. Get this to Mr. Silsby and to me during the next 10 days. Send that up to us.

Mr. HALEY. Yes, sir. We will be glad to.

[The information follows:]

MAY 28, 1973.

ADDITIONAL INFORMATION FROM THE WILSON MODERNIZATION COMMITTEE ON AQUATIC FACILITY AT WILSON HIGH SCHOOL

In accordance with the request of the Honorable William Natcher, chairman, House Subcommittee on Appropriations for the District of Columbia, the following is respectfully submitted:

BACKGROUND OF COMMUNITY NEED AND SUPPORT

The need for a comprehensive aquatic facility in Service Area 8 of the District of Columbia is long standing and has total community support. The facility recommended by the Wilson modernization committee will make available, for the first time, an aquatic educational and recreational resource to all in the community, from the very young to the senior citizen. The Board of Education and District of Columbia Public Schools Administration have approved certain facilities as necessary to the curriculum at each educational level. Included among facilities approved for senior high schools are swimming pool facilities for the physical education programs of instruction and interscholastic competition. To maintain and improve citywide education standards, projects of school modernization, addition or replacement are identified and developed under the guidance of the Board with inclusion of community input through elected community committees.

The educational requirement for a swimming facility at Wilson was identified and announced to the school community in mid-1970, and a committee elected in August of that year. This Wilson modernization committee established practical and long-range criteria, developed a scope of work, and made specific recommendations to the Board of Education April 6, 1971. Representing the community views, the modernization committee acceded to the following needs:

(*a*) Senior high school educational and competitive requirements.

(*b*) Additional public school (junior high and elementary) educational requirements.

(*c*) Adult educational requirements.

(*d*) Student and youth recreational requirements.

(*e*) Adult recreational requirements.

All the above requirements were seen to be firm and immediate. Support for the project has been documented in letters from all major community organizations and petitions in the possession of your committee. (See appendix A for list of organizations represented May 18, 1973, and additional representation on the modernization committee.)

Unanimous support in the Mayor's community review of the Capital Improvements Budget in SAC 8, both in 1971 and 1972, named this project to a No. 1 priority, and specifically requested that CS funds be allocated in fiscal year 1974.

SCOPE OF THE PROJECT

An outline of the scope of work is attached, based on a form 6 which has been furnished to your office. From this form 6, budget sketches were developed. The latest in the possession of the modernization committee came from the Department of General Services dated January 19, 1973. The facility is scheduled for year-round maximum use. All elements of the scope were discussed at length with officials of District of Columbia schools, District of Columbia recreation, Office of Community Services, Budget, and Department of General Services. Extensive research resulted in incorporation of the most practical and useful features of similar facilities. The three functions defined in the scope are: (1) Competitive swimming training; (2) competitive diving training; (3) instruction for nonswimmers, very young, elderly, and handicapped. Water safety is a primary emphasis throughout.

SCOPE OF SERVICES RENDERED

Wilson High School, Deal Junior High, Murch, Janney, Hearst, Eaton, Mann, and Lafayette Elementary Schools will be the primary public schools served by the facility. Organizations having life-saving requirements (such as Boy and Girl Scouts), citywide competitive teams, and students at other schools who live

in the area will use the facility. It will also serve, primarily, eight playgrounds and two neighborhood planning councils. We expect to see specific benefits to youth in the form of preparation for National and Olympic competition; training for jobs as lifeguards, coaches, and pool assistants; and opportunity for college scholarships for swimmers and divers.

CONCLUSIONS RELATIVE TO SAVING MONEY

At this time, we are better prepared to address the community position with respect to need and desire than to justify what is reported to be the cost. We believe we will come to an increasingly firm position on the cost estimate, and will make every effort to keep within reasonable limits. In this respect, we believe we have already had some successes.

As a modernization committee, we are very sensitive to estimates of high cost and have given considerable effort to determining a true, and an acceptable estimate. This has been our active position from the beginning.

Three years of study have led to the following conclusions: We believe it is more economical to build one facility to satisfy both school and recreation needs. In fact, if records are correct, construction for recreation purposes costs the District substantially more per square foot than building for education. Yet, the demand for a recreation pool will surely follow if the current project proves inadequate to both functions. The extremely careful planning of our project reflects the community assumption that this facility will be unique in this service area, and must therefore serve all purposes for its 100,000 residents in the foreseeable future.

It has been said that an estimated cost of $500,000 for inclusion of a pool in the Wilson fieldhouse threatened delay or defeat of that project. Therefore, expediency dictated a fieldhouse without a pool. How much money saved will it cost the community now? More pertinent, how much will even 1 year further delay cost the community in construction of the current project? (Between January–December 1972 the estimate advanced $1,615,000.)

In our specific recommendations, we feel certain that quality planning will prove to cost less over the long term. Additionally, future costs of extra features will be greater. If we see the need now, our duty and our economy rests in pursuing the objectives, now.

(*a*) We rejected any thought of glass walls, such as those estimated at $125,000 in the Capitol East Natatorium.

(*b*) When a preliminary budget sketch interpreted our scope in over 55,000 square feet, we restudied that problem and showed how the structure could be cut down to 40,000 square feet, and meet the requirements. We also cut down on basement excavation and ceiling height.

(*c*) Our original scope called for the three functions named in page 2. We were led by officials to recommend an L-shape as being more economical. But we are learning that a modified design which separates out the diving well and leaves the main pool relatively shallow might not only provide more water space for safe instruction, but might save money in the end. (According to Wilson physical education teachers, 50 percent of their classes are nonswimmers.)

By sticking with our project as it develops, we intend to exert every effort to hold down construction costs. Where we see it getting out of hand, we expect to demand a full accounting and a return to reality. Whatever experience is applicable to our project would seem to have bearing on other District of Columbia construction projects, also.

NEED FOR PLANNING FUNDS FOR FISCAL YEAR 1974

For any of this to happen, we must receive the CS funds which would allow our continuing development, now. Construction money does not come up this year, and it is possible, in final analysis, that it may be reduced somewhat when examined fully. Any delay in our progress means another 10 percent increase, at minimum, we are told. Our understanding of recent Department of General Services cost analysis is that two-thirds of the cost of our project is in the building itself, but the remainder appears susceptible to sizable reduction.

We have, on several occasions, verbally and in writing, requested the cost breakdown of new swimming pools in the District public school system, so we might know what comparative figure approximates the standard as opposed to what was proposed in our scope of work. We have been informed that such a cost figure is

not available and nearly impossible to ascertain as separate from other construction being done at these sites.

It is most difficult to obtain architectural costs and trends information relating to public construction in the District. We have some. We will have more. In the meantime, we have attempted other comparisons.

There is every reason to expect that all District of Columbia construction projects are cost-processed in the same manner, since costs are estimated by a single agency and to serve the same community. If true, then it is unfair to judge one project largely on the basis of estimated cost, rather than on merit and need in the same manner as others.

CAPITAL EXPENDITURES IN SAC 8 OVER THE PAST TEN YEARS

The multiyear program and financial plan (CIP–8, CIP–9) shows that the percent of Capital projects by service area was 1 percent in SAC 8 for years prior to 1968; 6 percent for the year 1968; 1 percent in 1969; 4 percent in 1970; 0 percent in 1971; 4 percent in 1972; 1 percent in 1973; and 1 percent in 1974–78. Of 100 percent of all projects over the 10-year period, the total expenditure for service area 8 will be only 2 percent of a (service area) 9-way cut.

CONCLUSION

It is our belief that the cost estimate on our project is too high, but we realize that we are not the professionals in this respect. Having done all we know how to arrive at a reasonable estimate, we must accept the judgment of the appointed officials until we have the authority to request the construction survey estimate of an architect. Unless we advance to this point, the speculation will continue. One thing is certain: The longer we wait the higher the estimate, and, the real cost.

GEORGE HALEY,
Chairman, Wilson Modernization Committee.

SUMMARY OF SCOPE OF WORK OF PROPOSED WILSON SCHOOL/COMMUNITY AQUATIC EDUCATION FACILITY

Details of scope may be found in the form 6 revised July 20, 1972 by representatives of public schools, Wilson modernization committee (for the community), recreation, budget and service area committees. A budget sketch prepared by the Department of General Services January 19, 1973, is based on the form 6 and is the latest available to the Wilson modernization committee.

Water capacity—480 persons.

Spectator seating—Minimum 200. Separated from pool area.

Design—Main pool 25 meters long with a movable bulkhead adjustable to other competitive lengths for scholastic records.

Width—63 feet (8 racing lanes at 7 feet with 3½ additional feet at sides).

Depth—3½ to 6 feet.

Diving pool—35 x 45 feet, 13 feet deep. One 3-meter, two 1-meter boards.

Training-instructional pool—20 x 40 feet with slope 18 inches to 3½ feet, separated and fenced off from main pool. For use of nonswimmers, handicapped, elementary children, senior citizens.

Deck space—Desirable minimum of 15 feet at sides, 20 feet at ends.

Ceiling height—Minimum 15 feet over highest diving board.

Lane markers—3 inches wide, water depths to be clearly indicated.

Gutters—All sides.

Egress—4 recessed ladders at sides only.

Starting blocks—(8) Removable during noncompetitive swimming.

Underwater lighting—At pool sides only, with ground fault detector and leakage prevention system. Dry flush-mounted lights.

Finish—Floor, walls, gutter, deck, to be ceramic tile.

Walls—Acoustic, durable, rustproof, sweat, and corrosion-resistant, with glare control.

Intercom, P.A. system—Inter-connectable to school. PA with remote jacks for coaching locations and observation windows for coaches.

Interior lighting—Vapor fixtures, color corrected.

Mechanical equipment—Appropriate for ventilation, heating, water treatment, cleaning, etc. (See form 6.)

Lockers—Separate, for school and community use. Varsity room for visiting teams.

Offices—Four, for instructor and lifeguard staff (walls to be designed for observation of pool area).
First aid space—Located close to offices.
Access from school—To include security control (see form 6).
Floodlights—To light facade of building so as to discourage vandalism but not intrude on neighbors.
Exterior deck space—With wall for security (see form 6). Indoor-outdoor character desired.
Construction—Masonry.
Parking—Relocation of present parking which may be part of poolsite.
Air conditioning—Central ventilation.

APPENDIX A

ORGANIZATION REPRESENTATIVES ATTENDING DISTRICT OF COLUMBIA BUDGET HEARING ON FRIDAY, MAY 18, 1973, IN SUPPORT OF WILSON AQUATIC FACILITY [1]

Lt. Col. George Haley—Chairman, Wilson Modernization Committee; former vice chairman, Neighborhood Planning Council No. 2, and executive board member, Wilson Home and School.
Ms. E. Jane Stafford—Coach, Capitol East Sea Devils competitive swim team.
Sean Cavanagh—Member, Capitol East Sea Devils; Wilson High student.
Eric Cavanagh—Member, Capitol East Sea Devils; Deal Junior High student.
Raymond Harris—Student, Wilson Senior High.
Ms. Mary Brown—Chairman, Neighborhood Planning Council No. 2.
Ms. Barbara Luchs—Secretary, Wilson Modernization Committee; elected Board member, Neighborhood Planning Council No. 3; Member, Forest Hills Citizens.
Phil Stewart—Administrator, Neighborhood Planning Council No. 3.
Robert Stoffel—Youth board member (elected), Neighborhood Planning Council No. 3.
Rev. James Davis—Vice chairman, Wilson Modernization Committee; assistant pastor, Eldbrooke Methodist Church.

OTHER ORGANIZATIONS REPRESENTED ON THE WILSON MODERNIZATION COMMITTEE

Wilson Student Council.
Wilson Home and School Association.
Deal Junior High Home and School Association.
Chevy Chase Citizens Association.
American University Park Citizens Association.
Cleveland Park Citizens Association.
Cleveland Park Recreation Council.
Blessed Sacrament.
Friendship Citizens Association.
Murch Home and School Association.
SAC 8 Recreation.
Janney Home and School Association.
Lafayette Home and School Association.
St. Ann's.
Ward III Democrats.
Ward III Republicans.
SAC 8 Police.
Principal, Wilson High School.

Mr. NATCHER. We appreciate your appearing before our committee, and I say that to you frankly, and we appreciate the attendance of these two young gentlemen also. I just said to this one sitting next to me, "Come around and have a seat. Some day you may be sitting in this seat."

We are glad to have you with us.

Mr. HALEY. Thank you.

[1] Representatives of the Wilson Modernization Committee and its affiliates were joined at the hearing by:
Mrs. Irma Whipple—Wilson Home and School Association Board member.
Mr. Archie Lucas—Assistant principal, Wilson High School.

May I leave with you some organization and selected individual letters that favor the pool and some names that have been collected in the community?

Mr. NATCHER. You certainly may. They will be placed on file and thank you very much for appearing.

We thank all of you.

Mr. HALEY. Thank you.

DAY CARE PROGRAMS

WITNESSES

JOHN WILLIAMS, COCHAIRMAN, WASHINGTON COMMITTEE FOR DAY CARE

ERIC METZNER, REPRESENTATIVE, WASHINGTON COMMITTEE FOR DAY CARE

Mr. NATCHER. We will hear next from the Washington Committee for Day Care. Who is going to represent this group.

Come right around and have this seat up here and tell us who you are. You are together? Come right on up here together and have a seat.

These two gentlemen are here as representatives of the Washington Committee for Day Care.

Off the record.

[Discussion off the record.]

Mr. WILLIAMS. I am John Williams and this is Mr. Eric Metzner from the Washington Committee for Day Care.

Mr. NATCHER. Go right ahead now and we will be glad to hear from you.

Mr. WILLIAMS. Thank you, Mr. Chairman. I am here as a representative of the Washington Committee for Day Care to speak about a portion of the District budget request presently before this committee.

If I may, I would like to begin my statement with a short description of who and what the Washington Committee for Day Care is. A more complete statement about our group appears in the Information Packet we have prepared and will deliver to each member of this committee following this hearing.

The Washington Committee for Day Care is a coalition of 17 different independent day care center operators who run 49 full-time day and child care facilities. We serve approximately 1,700 children and their families in the Washington, D.C. area. Washington Committee for Day Care agencies easily constitute the majority of developmental day and child care providers in this community.

Several considerations trouble us in the District's budget request for the Department of Human Resources. It is these issues which prompted our request to meet with you at this time:

1. As presently written, the budget appears to give the Department of Human Resources—DHR—implied authority for instituting by DHR fiat an important change in the manner in which it reorganizes itself to deliver child care moneys without at the same time providing guidelines for expansion of the DHR bureaucracy and the roles—appropriate and inappropriate—which DHR personnel may play.

2. As presently written, the budget gives DHR authority to reorganize its staff, greatly expand its day care role, without requiring citizen input into that process and without requiring full, public discussions of the changes contemplated. These are not unreasonable considerations inasmuch as DHR is a public institution and should be subject to public inquiry from both the citizens of Washington and the members of this committee.

As presently written, the budget gives DHR not only authority to change itself, but also authority to change its mandate without public scrutiny and, in fact, with little conscious planning required. The major change in mandate is the inclusion within DHR of program operations responsibilities not now delegated to it in the area of child care. We deduce from DHR activities in the past weeks that they see this as an opportunity to move into actual child care operations—and we see this ambition as questionable at the very least at this time.

The following contrast is useful for dramatizing our concern: Consider, on the one hand, the network of highly acclaimed, publicly funded, privately operated day care centers in the District of Columbia.

These programs are community operated, efficient, cost-effective, accountable for their program operations, and have evolved into a superior quality set of programs. This results from years of careful building and perfecting of procedures within each center.

Consider, on the other hand, the operations of Junior Village as a center operated by the Department of Human Resources.

Consider the plight of some of the WCDC agencies at this time: Some have just received contracts from DHR though they have waited in several cases since January 1, of this year. Many of the centers have been forced to operate under changing verbal instructions from DHR regarding funding. Many of the centers are now operating under minimal direction from DHR in terms of funding at this time. Some contracts which were to be signed March 1 were not prepared properly causing undue hardship on many centers, some staff worked without pay for many days under these conditions. Terms of contractual relationships between DHR and the agencies are unclear, different from center to center, and occasionally internally contradictory. We do not yet know what our relationship to DHR will be from July onward. Do we need new proposals? Continuing memorandums? Changes in structure? New Procedures? Will we be guided by title IV regulations? Revenue sharing regulations? Or what/when will contracts be signed?

In one sense, of course, DHR is caught between Congress and HEW, neither of which have cleared up some of the problems at their end due to the factors involved of the line and the operating centers which must make child commitments, staff arrangements, and resolve budget problems.

We see the addition of new jobs, new responsibilities, new organizational patterns, new roles, to this confusion as being the gentle shove DHR needs to descent into chaos. It is rumored, for example, that DHR is contemplating payments to centers by daily attendance, or, in DHR language, by "slots". A more unreal payment method would be difficult to imagine.

In the face of these problems, WCDC must confess to seeing an additional dilemma: we understand that delay of the budget review

now before this committee for any length of time could well result in the closing of our centers for lack of funding to and through DHR.

It is here that WCDC must note that it joins with, and applauds, the publicly and privately expressed decisionmaking child care a top priority in the District of Columbia. It is our feeling that the officials in DHR, the Mayor's office, and elsewhere in District government have rightly understood the importance of day care to the citizens of this community, and we support them in this.

Additionally, we share with DHR a vital concern over the quality of day care in this community and in this Nation. We know full well that quality day care is not cheap but that it is not intended to become a gold mine either. A reasonable balance needs to be developed between the need to lower costs of child care and the maintenance of high quality services. The Department of Human Resources appears to recognize the fact that poor quality child care is often damaging to the child, and so it is—worse in some senses than the absence of the child care center might be. We have repeatedly offered—and do so again at this time—to join with DHR in investigating and developing some finite, specific cost point at which quality services are offered to as large a portion of the community as possible within the constraints of money allocations available.

The Washington Committee for Day Care suggests that the budget request under review be modified to meet the considerations we have noted, and we offer the following in that light:

We suggest that this bill be modified to include the development within DHR, with WCDC assistance and the help of other interested groups in the District, of a set of systematic procedures for the processing of day and child care center applications for funding.

We suggest that DHR and the community develop a comprehensive, specific, statement or statements of objectives for the day care programs and the DHR role. We suggest that DHR develop a set of activities which lead logically from the present situation to those objectives developed. We suggest that DHR develop a set of measures that indicate how well it is meeting those objectives, and how well it is performing its activities.

We further suggest that DHR develop a timetable, a work program, indicating when each activity is to take place.

We suggest that DHR develop a complete process for the analysis of, funding of, and review of day and child care proposals it receives for funding consideration.

We suggest that DHR develop a contract format for use by all day and child care centers under contract to provide services.

We suggest, in short, that DHR spend the next period of time not in expansion, not in reorganization, not in program operations, but in the development with the community of a plan which it feels is real, practical, and within predictable constraints. The presentation of that plan with its associated requests for changes in DHR mandate; budget and such should be a part of the District's requests for next year, when the plan, can be stated clearly and logically. What we have before us at this time is not a plan, but an unstated ambition for DHR to operate our centers.

We further suggest that DHR process any applications presently in its files.

95-872 O—73——75

We suggest that those day care programs in operation in December of last year (1972) be funded using funds made available by this supplemental bill. We urge that this be a priority consideration of both this committee and DHR. It has taken us a long time to develop the day care services in Washington which have received national acclaim and which form the nucleus of the model being implemented and considered in other communities. It seems to us to violate this committee's intent to make changes in the quality of that care.

In the information packet prepared for each of you, we have included more specific information about day care services in the Washington area, more specific comments on the supplemental bill before you, more specific suggestions about the roles of the day care providers and the Department of Human Resources, and other information which we thought might be of use to you in considering this bill.

In short, Mr. Congressman, we are at a point when the commitments for July 1 are so necessary that if we do not learn or know of those commitments within a short period of time many centers might close.

In closing, WCDC wishes to join with the Department of Human Resources in making that request for day and child care moneys and to urge that you see our presentation not as a comment on the need for child care in the District—the need goes well beyond this request—but as a comment on the manner and process contemplated in the bill for the changing of DHR functions. We are justifiably proud of our center, and see in this bill substantial jeopardy for the continued development of our children.

Thank you.

Mr. NATCHER. Thank you, Mr. Williams. We want to thank both of you gentlemen for appearing at this time.

LAFAYETTE SCHOOL MODERNIZATION

WITNESSES

MRS. SHARON WIEGHART, MEMBER, LAFAYETTE MODERNIZATION COMMITTEE

RONALD ERNEST WEBB, PRINCIPAL, LAFAYETTE SCHOOL

Mr. NATCHER. Next we will hear the Modernization Committee of the Lafayette Elementary School. I would like to suggest to the witnesses who have statements that exceed three pages that you might want to highlight them, because we will have to stay within the 5-minute period. There are some who will be sitting here for hours unless you stay within that time. We are glad to have you appear before us. Who do you have with you?

Mrs. WIEGHART. Mr. Webb.

Mr. NATCHER. Mr. Webb, we are glad to have you appear before our committee.

Mrs. WIEGHART. Dr. Gollin is not here. He is sorry but he was scheduled to go out of town yesterday and could not change the plan.

My name is Sharon Wieghart. I am a member of the Lafayette Modernization Committee and a parent with children at Lafayette, Deal, and Wilson. This committee is a broadly based community group, formed 1 year ago to plan the modernization of Lafayette School.

Lafayette is an elementary school with about 675 pupils, located in Chevy Chase, D.C. Built in 1931, its attendance area is one of the largest in the city. Some of the children who later attend Blessed Sacrament attend kindergarten at Lafayette.

There is, as we know, a mutually supportive (or destructive) relationship between school quality and community vitality—one that we observe in its tragically negative aspects in too many parts of urban America today. In our case, it is clear that Lafayette is a cornerstone of our community's stability and attractiveness. Its reputation for operating an educational program of the highest quality keeps people with school-age children in its attendance area. But it does more: it also attracts new people. Perhaps uniquely in the entire city, real estate ads for huosing in our community include the significant phrase, "Lafayette School area."

Moreover, in a period of declining birth rates and diminishing elementary school enrollments (in this city and elsewhere), Lafayette has actually increased its student population in the past several years. Even more significantly, our kindergarten enrollment, which represents the growing edge of a school's subsequent population size—has also been increasing. Based on May registration figures, we anticipate another enrollment increase this fall to over 700 students. Thus, Lafayette's success in the most fundamental sense is evident: the school's program has built a reputation which attracts (and keeps) the kind of people this city needs to sustain the vitality of its community institutions. This achievement deserves recognition and continued support, in an era when much of the news about big city education is bad.

But Lafayette has also been important to education in the District of Columbia, beyond its own boundaries. Innovative programs that became models for the whole system were launched or tested there over the years: in science, music, foreign languages, library services, and others. We learned of the worth of such programs at first hand, and joined with other parents to encourage their spread and to gain funds for their support, so that all D.C. children could have the chance to profit from them.

In achieving our successes, we were not favored in terms of financial resources. Data on per-pupil school expenditures over the past 5 years, produced by the Wright decrees, have consistently shown Lafayette to be at or close to the city's mean per pupil expenditure. Yet our children's educational achievements, measured by standardized tests, are consistently at or near the top for the city.

What then can one point to in accounting for Lafayette's signal success? Any adequate answer would certainly include the following elements: children from relatively more favored social and economic family backgrounds; a staff of high quality, led for a long time by one principal, and now by another, who are unafraid of change and innovation. But along with these, perhaps equal in importance, there has been a truly fantastic degree of parental involvement in and support for the school, its staff and programs. Parents are proud of Lafayette and deeply involved in its activities and operations. As many as one-quarter of all the families contribute volunteer services of the most diverse sort to the school's program: as clerical, health, or classroom aides; tutors of children with special learning problems; and as staff of such innovative programs as "open corridors," and Friday clubs.

In addition, the entire parent body joins together through dues, bake sales, film series, and an annual international fair to raise and allocate an annual budget that in recent years has exceeded $10,000—every cent of which goes for services touching the daily classroom life of every child, which the system cannot or seems unable to deliver.

Success has its price too—as we added programs and increased enrollment, the space available became increasingly less adequate. At the present time, both to the eye and by governing school board standards, we are overcrowded. Two demountable classrooms are now in operation on our site, and two more are on order. Basement storage rooms are being used as learning areas, as are corridors, stairwells, the principal's office, and recently (with the inauguration of a lively club program) even parents' homes. We have no cafeteria for the one-third to one-half of our children who have working parents and eat in school. We do not ask, therefore, for approval of our project as a symbolic pat-on-the-back or reward for our past achievements. We appeal to you on the basis of demonstrable need.

It may sound odd that a school in the part of town often referred to as "wealthy, white, west of the park" should come before you on this basis. Nevertheless, it is the case here. Over the past few years, rapid social changes have forced many people and interest groups to rethink their comfortable assumptions and stereotypes about who benefits most from the political decisionmaking process. We encourage you to do so in this instance.

We also wish to raise a question of equity at this point. Of the sixteen educational projects receiving support in the mayor's capital budget, only one, an addition to Woodrow Wilson (in the works for over 25 years) is included from our ward. In fact only one other capital improvement of any kind—a police substation—is slated for our entire service area 8.

For some years it was just and proper to give priority to the needs of other sections of the city, whose outmoded school plant and swelling enrollments cried out for attention. But by October 1971, the Department of Buildings and Grounds stated, "With the exception of the Shaw area, Georgetown, and Downtown west of the White House, the Board has almost completed its first two priorities (overcrowding and replacing obsolete facilities). For all intensive [sic] purposes, modernization at this time is the Board's top priority." Therefore, by the Board's own standards and statements, the Lafayette project, modernization and an addition to relieve overcrowding, should be a top priority project. We call your attention to the apparent inequity in allocations reflected in this budget, especially when our children are now in an incontestable state of need for added space and facilities.

The plan developed by the Modernization Committee contains no frills. Present classroom space will be modernized into learning centers, with proper space for science and art. The addition will contain learning space, too, but much of the new space will be double-duty space—used by the school until 3 p.m. and by the community from 3 until late evening. This space includes adult classrooms, music rooms, meeting space, recreation areas, et cetera. The community felt very strongly about this point. As taxpayers they are willing, even eager, to recommend necessary school improvements, but they don't want these facilities standing empty half the day and 3 months a year.

In view of our needs, we welcomed the opportunity provided us several years ago to consider how Lafayette could be modernized to strengthen its effective educational program. Thereafter, there ensued an awkward, frustrating ballet between citizens and various agencies, of a sort only too well-known and wearisome to bear rehearsal here. I want to concentrate on our efforts over the past year, therefore, to give you the background necessary for your consideration of our admittedly unusual request.

1. A year ago, Lafayette's modernization project dropped from official view, after being considered for inclusion, as early as fiscal year 1969. We protested and learned for the first time that citizen participation in the form of a 21 member, broadly based community group was required in order to develop a "scope of work" for the project.

2. After a flurry of organizational activities, involving local newspaper stories, radio spots, flyers and posters, over 100 interested residents and parents nominated and elected a 29-member committee. This vigorous organizing effort publicized the project widely and heightened expectations of progress and change in our tightly knit community.

3. We began to meet, among ourselves and with buildings and grounds representatives in May. In the next 2½ months, fighting a mid-July deadline for inclusion in the fiscal year 1974 budget, we met 13 times. Our activities included a survey of needs among the children, teachers, parents, and the community; visits to new and modernized schools; surveys by architects (on our committee) of available space and structural features of our present building. On July 15 we delivered a scope of work to buildings and grounds that was to be the basis for a full budget sketch.

4. Then we started another round of meetings, to offer testimony: In August before the School Board's Capital Outlay Committee; in September at a SAC review of capital projects for fiscal years 1974–79; again in November before the school board's committee; and in December before the full school board.

5. Our budget sketch still hadn't appeared, so by mid-November we began the task of prying it loose by coordinating the efforts of the three city offices, each having a piece of the action, and dependent on prior work by the others, in order to produce a final budget figure. Our requests were not grandiose. We were careful in our planning to avoid the kind of requests that would have raised design or budgetary problems of the type encountered by other modernization projects. Yet, the red tape machine had its day, despite the disposition to be responsive that we have generally found in almost all our city agency contacts.

6. We cleared most roadblocks through persistent efforts and the project is now ready to go. The community supports it avidly and looks upon it as a reason for remaining involved and hopeful about the future of our area; the school board has approved it as part of its fiscal year 1974 submission to the Mayor; the Department of Buildings and Grounds and other agencies (GSA) have been supportive; and the Mayor and City Council approved its submission to Congress.

Along the way of this "pilgrim's progress," we have learned a lot about the processes by which capital outlay decisions are made. Like most such processes, they are only partly rational. The information

base (i.e. timely, reliable and adequate data) for making tough decisions about priorities appears to me to be thin and poorly accessible. There is ample scope, in our opinion for the exercise of independent judgment by those who review these requests at all levels of governmental responsibility.

Thus we have come to ask for your help; to recognize our need; to redress the balance in what is widely perceived in our area as inequities in allocations for capital spending; to give real meaning to citizen participation by responding to its efforts and decisions; to encourage excellence in educational programs; and to launch a project that will serve as a source of pride and satisfaction to us all.

Thank you for your time and consideration.

Mr. NATCHER. Mrs. Wieghart, we want to thank you for your appearance. You have the principal of this school with you. Your name is?

Mr. WEBB. Ronald Webb.

Mr. NATCHER. Mr. Webb, we appreciate your coming down. I think it is good for the principal to come. I say that to you frankly. I think it is good to show additional interest in the project and in the school. I want to commend you for it. I think it is good, Mr. Webb. Thank you very much.

Mr. WEBB. Thank you.

BICYCLE ROUTE NETWORK

WITNESS

GARY S. SHAW, CHAIRMAN, WASHINGTON AREA BICYCLIST ASSOCIATION

Mr. NATCHER. Our next witness is Mr. Gary Shaw, chairman of the Washington Area Bicyclist Association. We will be pleased to hear from you, Mr. Shaw.

Mr. SHAW. Mr. Chairman, the Washington Area Bicyclist Association wishes to commend the Mayor, the City Council, and the Director of Highways and Traffic for including moneys for a bicycle lane network in the fiscal year 1974 budget. In doing so, they recognize the importance of health and safety for all who use our traffic system. We wish to commend the House of Representatives for providing bicycle racks in the House Office Building garages for use of Members of Congress, staff, and visitors. The Congress is also to be congratulated for including bicycle moneys in the Federal Aid Highway Act, in order to encourage the development and implementation throughout the United States of plans such as the one proposed in the D.C. budget.

In this statement we will expand on the following four points:

1. The public need and desire for a safe and practical bicycle system is strong.

2. A bikeway provision in the D.C. budget should be retained, and the dollar allocation should be increased fourfold.

3. The bicycle-riding community should partake in transportation planning.

4. The appropriation for the Metropolitan Police Department should include funds with which to increase its efforts to register bicycles

and curtail bicycle theft. The Motor Vehicle Department also ought to receive funds to promote traffic safety education.

1. The bicycle boom is upon us. Thirteen million bicycles were sold in 1972, far exceeding manufacturers' estimates of projected sales. The 13,000,000 sales represented an increase of 45 percent over 1971 sales, and of 85 percent over 1970 sales. They also represented the first time in many years that sales of bicycles exceeded those of cars.

In 1970, just prior to the existing boom, the Bureau of Outdoor Recreation reported that bicycling was America's fastest growing outdoor recreation activity. Current estimates indicate that approximately 80 million Americans are currently operating these two-wheeled, non-motorized vehicles.

The adult component of the current boom is perhaps its most striking aspect. While in European countries bicycles have for years played a major role in urban transportation schemes, here in America, they were, until recently, largely associated with children's recreation. This situation is drastically changing. The Bicycle Institute of America estimates that the adult component of bicycle sales has climbed from 12 percent to 50 percent in the last 3 years. The bicycle is quickly becoming a part of adult pop culture, as is perhaps best indicated by its being featured in advertisements for such products as cigarettes, clothing and beer.

Multitudes of adult Americans have been discovering the pleasures of cycling. Its physical benefits have long been well known. Not only does it contribute to personal physical fitness, but it can, moreover, constitute a fun-filled, inexpensive family activity.

The transportation ramifications of the bike boom have been enormous. Thousands of adult commuters are taking to the bicycle. Here in Washington, the City Council estimated that in 1971, there were 6,000 bike commuters. Since this estimate predated the enormous 1972 jump in bicycle sales, there are likely to be far in excess of 6,000 Washington bicycle commuters at present.

The growth of bicycle commuting in Washington is not an isolated phenomenon. Activist bicycle commuter groups have been formed in such major cities as Philadelphia, Boston, New York, Chicago, San Francisco, and Denver. The development of such groups is a sign that bicycle commuting has come of age nationwide.

It is in everyone's interest for the Government to promote bicycle commuting. The bicycle is efficient. It does not burn fossil fuels or emit noxious fumes and 14 of these vehicles can fit into the space occupied by a single parked car. Moreover, at a time when the average commuter passenger auto entering our congested cities contains 1.6 commuters, one will never see a single cyclist on a bicycle built for two.

Regrettably, the bicycle boom has not been anticipated by urban or transportation planners. In fact, as Russell Train, Chairman of the President's Council on Environmental Quality recently observed, "The use of bicycles is skyrocketing at a phenomenal rate, despite the fact that most existing roadways and urban streets seem consciously designed to discourage their use." (Emphasis added.)

The need for bicycle lanes is enormous, from a standpoint of both efficiency and safety. From an efficiency perspective, the isolation of bicycles from cars will eliminate the traffic jams that often are a consequence of the disparities between the two vehicles' speeds. The disparity in velocities is often not that great in urban rush hour situations,

but for those streets in which the difference is substantial, the use of bike lanes will reduce bike-auto conflicts.

Bike lanes, and separate bicycle paths, are especially important for safety reasons. The presence of bike lanes and bike paths would serve to separate, somewhat, the 3,000 pound V–8 from the 30 pound 10-speed. With the striping of bike lanes and the development of bike paths, cyclists would, hopefully, have to worry less about car doors opening in front of them, turning motorists cutting them off, inconsiderate motorists depriving them of the right of way, and about the multitude of other dangers that present themselves.

The bike lanes would also have educational value. Accompanied with necessary warning signs, public service announcements, automobile club educational efforts, and "bicycle-consciousness" provisions in State motor vehicle licensing procedures, the lanes would help alert drivers to cyclists. Most importantly, bike lanes would remind drivers that bicyclists are their companions, not their adversaries, on today's roads.

The number of bicycle-motor vehicle accidents increased 46 percent in the District of Columbia between 1971 and 1972. The National Highway Traffic Safety Administration has reported that deaths of bicyclists are increasing relative to total highway deaths and in absolute terms. The number has increased from 800 in 1971 to 1,100 in 1972.

Only a month ago, a bicycle rider in the District of Columbia was hit and killed by an automobile approaching from behind. Had a portion of the roadway been reserved for bicycle use, such an accident might never have happened. Total bicycle accidents, nationwide, have been estimated to be as high as a million, by the Department of Health, Education, and Welfare.

Efficiency and safety are not the only reasons to support a bicycle lane plan. As stated by Rev. Jerry A. Moore, Jr., transportation chairman of the City Council, "we believe that the bicycle is a sound alternate to automobiles and public transportation for large numbers of persons. It can significantly reduce the amount of pollutants in the air, and congestion in the streets. Secondly, bicycles are fun. Fun to ride, fun to explore an urban area with, and fun for the exhiliration that comes in moving along under one's own power.

2. Construction of bicycle lanes, bicycle trails, and supporting facilities is a legitimate use of highway and traffic funds. It is worth noting that the State of Michigan, the acknowledged automotive capital of the world, has allocated a portion of its State gasoline taxes to bikeway development and implementation.

The city of Denver has officially adopted a bikeway plan of 164 miles of which 14 to 30 miles of bicycle routes have already been implemented.

Voters in Ann Arbor have just approved an $800,000 bikeway bond issue to supplement State funding.

The dollar figure which appears for bikeways in the D.C. Budget was derived almost 2 years ago—before the real bicycle boom. We have lost precious time in bikeway development, and ought to make up for it by awarding to the Department of Highways and Traffic additional funds with which to do its job. During the process of bikeway implementation, the Department ought not to be placed in the position of having to wait another year if improvements in the system are critically needed. We are dealing with human lives in traffic, and we must not pinch pennies in the vital area of traffic safety.

We congratulate Highway and Traffic Director Thomas Airis on his selection to a national leadership position in the American Association of State Highway Officials. We therefore wish to support his Department in helping to make Washington, D.C., a model bicycle city for the Nation.

3. A bikeway planning group without a bicyclist is much like a highway planning group without a motorist. Contemplation of theoretical possibilities without personal understanding of pragmatic considerations can be woefully misleading. Since the roadways throughout the District of Columbia are being used by bicyclists, there ought to be a mechanism by which the bicycling community can review all related city plans and policies with responsible officials.

A couple weeks ago I had the privilege of serving as a workshop chairman at the national Bicycles, U.S.A. symposium, at the invitation of the Departments of Transportation and Interior. A keen interest in working together was manifiest by highway department personnel and bicyclists. Indeed, a resolution was circulated asking that bicyclists be consulted and advised of any governmental actions affecting them.

Since it is one of the aims of the bikeway plan to attract as many riders as possible from alternate routes, the input of experienced bike-riding analysts may be critical.

4. Thousands of bicycles are stolen annually in Washington, D.C., causing increasing demands on the resources of the Metropolitan Police Department.

By the way, mine was stolen this week. This is a lock that was clipped. I brought part of a hacksaw that I found wrapped around my lock last month, so apparently they have gotten better tools within the last month. This was parked on Connecticut Avenue.

The fundamental reason for the dramatic increase in the theft problem is the enormous demand of the public for bicycles. We receive frequent requests from our membership for a bicycle buy and sell exchange. Invariably, the parties wish to buy, not sell.

The severity of the problem can be indicated by the importance of the bicycle or the brazeness of the theft. Bicycle theft deprives persons not only of their property, but of their means of transportation. In a theft case earlier this week, a would-be witness reported being chased away by a thug who raised his bolt cutter as a weapon.

In a city where bicycle ownership is in the hundreds of thousands, the bicycle squad consists of two officers. We support Police Chief Jerry V. Wilson in his desire for more effective bicycle registration, enforcement, and theft control. He should be given the resources necessary to perform this mission.

The Washington Area Bicyclist Association also seeks to educate bicyclists in safe traffic behavior and attitudes. In addition to distributing educational booklets, we have in some cases lectured citizen groups referred to us by governmental agencies. The Motor Vehicle Department needs funds to reissue its "Bikes Have Equal Rights" poster and to develop and disseminate safety information for motorists and bicyclists.

We wish to thank the members of the District of Columbia Subcommittee of the House of Representatives Appropriations Committee for your interest, and invite you to participate in our activities. Thank you.

Mr. NATCHER. Thank you, Mr. Shaw. We appreciate your appearance before our committee today.

WITNESSES

MS. THERESSA CLARK, REPRESENTATIVE, COALITION OF CONSUMER GROUPS
MARIANNE FREEMAN, WASHINGTON URBAN LEAGUE
DONALD P. ROTHSCHILD, PROFESSOR OF LAW, GEORGE WASHINGTON UNIVERSITY

Mr. NATCHER. We will next hear from Ms. Theressa Clark. Ms. Clark, our colleague and friend, Representative Louis Stokes of Cleveland who sits right here next to me was very much interested in your appearance at this time, and in fact he called my attention and the attention of the other members to the fact that you would appear. We are glad to have you before us, Ms. Clark.

Ms. CLARK. Thank you. There are two other members of the coalition, Professor Donald Rothschild from George Washington University Law School and Mrs. Marianne Freeman from the Urban League.

Mr. NATCHER. We are glad to have you all appear. We will be glad to hear from you, Ms. Clark.

Ms. CLARK. Thank you, Mr. Chairman.

Mr. Chairman and members of the subcommittee, I am Theressa Clark from Consumer Protection Program of the United Planning Organization. Today I represent a coalition of consumer groups here in the District of Columbia. Those groups in addition to U.P.O. are the Washington Urban League, Consumer Affairs Committee of the D.C. Democratic Central Committee, the Neighborhood Consumer Information Center, the D.C. City-Wide Consumer Council the George Washington Law School Consumer Help Program, and the Neighborhood Legal Services Program. Thank you for allowing us to be heard.

For more than 4 years, these groups which grapple with the endless problems of consumer have individually and collectively worked for a visible Consumer Protection Agency in the District government. Daily obstacles which we encounter in attempting to assist the thousands of D.C. residents who come to us with their consumer problems, have provided us through the years with determination to keep plugging for such an office which is so desperately needed in this city.

During 1972, the groups represented in this coalition (not including Neighborhood Legal Services Program) received a total of 6,605 consumer complaints from consumers. The largest numbers of complaints received were in the following areas: (1) sale of service, such as auto repair, repair of appliances, and home improvements; (2) sale of goods, such as appliances, magazines, books, automobiles, etc. and (3) a miscellaneous group including proprietary schools, employment agencies, insurance companies, and credit-related problems.

With this backdrop, you can understand why we are here today to urge you to approve the D.C. Office of Consumer Affairs as proposed by the Mayor in his 1974 Budget. Washington consumers are handicapped in that there is no one central office where they can turn for help when they experience difficulty in the marketplace. Presently, the consumer functions in the D.C. government are fragmented among 12 different offices located in 6 autonomous departments, boards, or commissions.

The Consumer Affairs Office as proposed by the Mayor will serve as a focal point for consumer assistance in the city. Furthermore, it will provide a mechanism for coordinating the consumer functions of other departments and units in the D.C. government.

This needed coordination will be facilitated by an Interagency Coordinating Committee made up of representatives of these units.

We think it should be emphasized that in addition to its other functions, the proposed Office of Consumer Affairs with its 15 staff positions will administer and enforce the D.C. Retail Credit Regulations. These regulations are presently being enforced by a division with 12 staff positions funded by the Emergency Employment Act. This funding is scheduled to end within a few months.

The proposed office has been accurately lodged in the Executive Office of the Mayor. This will assure the necessary visibility and prominence of the office.

The District of Columbia is the only major jurisdiction in the metropolitan area with no consumer protection agency. Nearly 40 cities and counties in the United States have consumer protection agencies. If you consider D.C. a State, as it often is, we are one of only three States without a consumer agency. These facts would indicate that consumer protection has come to be an accepted function of government.

The functions of this proposed D.C. office will not duplicate or overlap the functions of any other District government agency.

An additional reason for urging you to approve this office stems from the fact that many community-based consumer programs which have carried a major load in handling consumer complaints received their funding from the Department of Housing and Urban Development through the Model Cities and from the Office of Economic Opportunity. The three consumer protection centers operated by Model Cities closed down all of their operations as of April 20 due to a cut in funds. You are certainly aware of the problems being encountered by O.E.O. funded programs, including the consumer programs.

Now, more than ever, District of Columbia needs an Office of Consumer Affairs. Again, thank you for allowing us to appear. If there are questions, two other members of the coalition are here to answer those questions.

There is a one-page summary sheet that you got with this.

[The information follows:]

FACT SHEET ON THE CONSUMER PROTECTION AGENCY REQUESTED IN THE 1974 DISTRICT OF COLUMBIA BUDGET

The 1974 D.C. Budget provides for the establishment of an independent Consumer Protection Agency in the Executive Office of the Mayor. Its major functions will be as follows:

1. To administer and enforce the D.C. consumer retail credit regulations and other consumer regulations for which no permanent enforcement machinery exists in the D.C. government.
2. To serve as a focal point for consumer complaints and coordinate existing D.C. consumer functions.
3. To serve as consumer advocate before government agencies and regulatory bodies.
4. To provide consumer education.
5. To develop a comprehensive consumer protection plan for the District.

The Mayor's proposal for this agency is a direct response to:

1. The Nelsen Commission report, which recommended the establishment of a consumer agency in the Executive Office.

2. A 1973 mandate by the Senate Appropriations Committee. The committee rejected the establishment of a consumer office in the Department of Economic Development because of "inherent conflicts of interest" and directed D.C. officials "to formulate a course of action that will result in a strong, effective Consumer Affairs Office in fiscal year 1974".

3. Repeated requests by all major consumer agencies and groups in the District for an independent agency reporting directly to the Mayor.

THE DISTRICT OF COLUMBIA IS THE ONLY MAJOR JURISDICTION IN THE METROPOLITAN AREA WITH NO CONSUMER PROTECTION AGENCY. IT IS ONE OF ONLY THREE STATES WITH NO SUCH AGENCY

Why does the District need an independent Consumer Protection Agency?

1. *The magnitude of consumer problems* in the District, as documented in the Federal Trade Commission's "Report on D.C. Consumer Protection Program", June 1968.

2. *The need for coordination by an agency with sufficient authority.* Consumer functions in the D.C. government are currently fragmented among 12 different offices located in 6 autonomous departments, boards, or commissions.

3. *The lack of visibility* of the existing public offices with consumer functions (See attached article.)

4. *The need to separate consumer protection from conflicting interests,* such as business development.

5. *The impending demise of the Consumer Retail Credit Division* (Department of Economic Development) which now administers the retail credit regulations. All 12 staff positions in this division were funded by Emergency Employment Act funds and will lose their funding on July 30, 1973.

The proposed Consumer Protection Agency *will absorb the functions* of this division and its staff positions. Hence, only 3 of the 15 positions being requested for consumer protection will be new positions not already in existence in the D.C. government.

6. *Drastic curtailment of funds* for existing consumer complaint agencies. All three Model Cities Consumer Complaint Centers have recently closed their doors. George Washington University's Consumer HELP Center has been substantially cut.

THE PROPOSED CONSUMER PROTECTION AGENCY WILL *NOT* DUPLICATE EXISTING CONSUMER PROTECTION AGENCIES. Its functions, as described above, are now not being fulfilled by any D.C. agency.

Mr. NATCHER. Thank you very much, Ms. Clark. We appreciate your appearing along with this other lady and gentleman. Thank you very much.

EROSION PROBLEM AT BRANCH AVENUE AND O STREET SE

WITNESS

HARRY KAPLAN, PRESIDENT, PENN-BRANCH CITIZENS ASSOCIATION

Mr. NATCHER. Our next witness is Mr. Harry Kaplan. We are glad to have you, Mr. Kaplan. You are president of the Penn-Branch Citizens Association. We will be pleased to hear from you.

Mr. KAPLAN. Thank you, Mr. Chairman.

I am Harry Kaplan, president of the Penn-Branch Citizens Association. The association represents an area in the far Southeast in which about 500 families reside. The boundaries of the association area are the Pope-Branch Park, Branch Avenue, Pennsylvania Avenue, and Fort Davis Park.

For many years, we have had a very serious soil erosion and drainage problem in our area. To date, the District Government has not corrected these deficiencies. Consequently, we are appealing to the Congress to act on our behalf.

The 3200 block of O Street is at the foot of a steep hill. At the top of the hill looking up from O Street are the backs of houses on Branch Avenue, Highwood Drive, and Carpenter Street.

Nearly 20 years ago a wooded area was cleared and what is now O Street was cut through. This action was soon followed by excavation of land on the north side of O Street to build houses. Not long afterward some backyards began to develop cracks and cave in and half a garage fell into the abyss. Even after the cessation of the construction activity and continuing to the present day, soil from the top of the hill keeps sliding onto O Street particularly in back of the property at 3253 Highwood Drive. The normal condition of this portion of O Street is from a third to a half of the street to be covered by a large mound of soil. Periodically over the years, the Department of Highways and Traffic has removed some of this debris only to have more accumulate in very short order. Thus, each time the bottom of the hill is cleared up, the stability of the houses at the top of the hill is endangered. The dirt pile, plus inadequate drainage which results in an excessive accumulation of water, and in winter, ice, makes O Street itself hazardous to the safety of residents, motorists, and pedestrians.

Over the years, residents of our community have unsuccesfully sought relief by appealing to the various District of Columbia government authorities. In recent months, a committee of our association has met with representatives of the Department of Environmental Services, the Department of Highways and Traffic, and the Corporation Counsel's office.

The District of Columbia Government has made progress in determining the causes of the erosion problem, and is working on the technical procedures for correcting these difficulties.

A report by the District conservationist for the U.S. Soil Conservation Service dated January 16, 1973, reveals the following information. Unstable soil consisting of loamy deposits are underlain by sticky, plastic, and unstable clay. On the steep hill which was created by the formation of O Street, these unstable materials slide, slump, or flow down the surface of the cut and onto the road; in addition, water also seeps from the slide. The combination of steep slope, unstable soils, potential adverse groundwater conditions, and geological formations make it difficult for the land to remain in equilibrium. Human activities in constructing roads, houses, underground utilities and in the kinds of excavation and grading which have taken place have accentuated these natural difficulties.

Recommended repairs would include reshaping the slope, building retaining walls, construction of a drainage system, and installation of terraces. Definitive cost estimates of these repairs have not been made available, but estimates I have heard range from almost $100,000 to $750,000 depending on how extensive the repairs will be.

Although the technical questions are on the way to being resolved, the District of Columbia Government is still struggling with legal questions, jurisdictional problems, and funding problems.

We have been advised that one possible solution would be special legislation by the Congress. If this is the case, we appeal to you for the enactment of appropriate legislation. If legislation is not the best manner, we would like guidance from your committee on what has to be done to get the funds and to eradicate this hazard to the safety and well-being of our citizens.

That concludes the formal statement. I do have some photographs which I think it would be worth your while to look at for a few minutes, to actually get a dramatic picture of what this thing is like.

[Discussion off the record.]

Mr. NATCHER. Mr. Kaplan, we appreciate your appearing before our committee. You have, I believe, informed the committee that you met with the Corporation Counsel, and with the Department of Highways and Traffic.

Mr. KAPLAN. Department of Environmental Services.

Mr. NATCHER. Did you meet with them recently, Mr. Kaplan?

Mr. KAPLAN. Yes, within the past few months.

Mr. NATCHER. You say "few." How many?

Mr. KAPLAN. That was in March.

Mr. NATCHER. Of this year?

Mr. KAPLAN. That is correct.

Mr. NATCHER. Thank you very much. We appreciate your appearing.

Mr. KAPLAN. Thank you.

HUMAN RESOURCES

WITNESS

CHARLES I. BRYANT, VICE CHAIRMAN, DISTRICT OF COLUMBIA HEALTH AND WELFARE COUNCIL

Mr. NATCHER. Our next witness is Mr. Charles Bryant, the vice chairman of the District of Columbia Health and Welfare Council.

Mr. Bryant, we will be pleased to hear from you.

Mr. BRYANT. Thank you, Mr. Chairman.

Mr. Chairman and members of the committee, I am Charles I. Bryant, vice chairman of the District of Columbia Health and Welfare Council.

The District of Columbia Health and Welfare Council appreciates the opportunity to testify to this committee, which has such importance to the District of Columbia. Our council consists of 45 volunteers who represent all geographical, racial, religious, age, and income differences in our city. These are dedicated people, who believe in planned social change and are involved in helping the process to fulfillment.

We propose today to speak to various areas of our mutual concerns and will be happy to further develop our thinking for you, at your request.

The District of Columbia Health and Welfare Council believes that recommendations made by the city government for use of general revenue sharing funds were made in good faith. However, at that time, the Federal cuts had not been announced. The effect of the cuts on the public, private, and voluntary sectors is still not totally known because of gaps in information.

We recommend that decisions on the use of revenue sharing funds be held in abeyance and reevaluated on the basis of priorities established, based on sound documentation of the effects of the cuts. We urge that there be broad citizen participation in that decisionmaking process.

Thank you, Mr. Chairman.
[The attachments follow:]

I. INTRODUCTION

The greatest resource of any community is its people. The main reason for the existence of its governing body is to help all people develop their talents and apply them usefully. Government cannot and should not attempt to undertake this assignment by itself, for in a democratic society, the mainspring of social and economic progress is and must be individual initiative. But government can and should play a key role in broadening the highway of opportunity, unblocking tight passages and thus easing the progress of its citizens toward a productive and dignified life.

To the extent that government fails in this task, it contributes to the most intolerable waste of all—the waste of people. It is intolerable on moral grounds because it stunts lives, on social grounds because it breeds conflict, and on economic grounds because it chokes off productive power.

On November 8, 1971, the District of Columbia Health and Welfare Council testified to the Nelsen Commission on the reorganization of the District of Columbia. Our material today takes into consideration the report of that Commission, proposed District of Columbia revenue sharing spending and the District of Columbia fiscal year 1974 budget.

We want to underscore our support of the District of Columbia government in planning and implementation of programs. The 68 Health and Welfare Council agencies which give service to the District of Columbia, also support our local government.

As an ally we offer constructive criticism and applaud positive achievement. We are impressed by the Mayor-Commissioner's rapid pace in beginning to implement recommendations of the Nelsen Commission. We would urge no lessening of pace in this direction. We are convinced that efficiency and economy must be our thrust, if we are to enhance the lives of our citizens.

We would also urge the local government toward a reassessment of personnel to insure the most effective execution of the proposed mandate.

II. PLANNING

The District of Columbia Health and Welfare Council for years has testified to various legislative bodies within Washington, D.C., about the serious need for comprehensive planning and coordination of services by public, private, and voluntary groups. We are gratified that the District government's reorganization planning up to this time, has been an attempt to place like services under groupings such as Department of Human Resources, Department of Economic Development, and Office of Housing programs. We recognize that in any process of reorganization, there may be a time lag factor between reorganization and services to people. We believe that the lag is now of too long duration and is interfering in the services to our residents.

We have not yet solved the problem of comprehensive planning which, in the judgment of District of Columbia Health and Welfare Council, is the only way in which the newly reorganized departments can function efficiently and meet the needs of people. The Office of Planning and Management now includes only the service facilities and information and complaint service. We believe that what is needed is for the planning capacity of each reorganized department to be placed within one central planning body to achieve the following elements:

(*a*) Preparation of annual evaluations of short-range needs and projection of long-range goals.

(*b*) Establishment of overall priorities.

(*c*) Periodic review and critiques and recommendations for changes and reallocation of resources in the light of changing needs.

In other words, we are suggesting that the District of Columbia city government, through a central planning body with built-in participation by private, and voluntary planners, develop a comprehensive plan for the city of Washington which takes into account all of the basic needs of its people and develops a flexible system of priorities toward which all segments of the community can work.

This involves review and evaluation, not only of the public sector, but of the private and voluntary sectors. It also means that the manpower of the central planning body must be skilled people, or oriented to the community and linked closely with the various District departments.

It also means that the District departments must have the highest order of competency in leadership with ability to accept accountability for implementation of priorities and the delegation of authority to responsible heads of subgroups under that department. As an example, we believe that the Office of Housing programs should include Redevelopment Land Agency as well as Model Cities and the National Capital Housing Authority, and that the National Capital Planning Commission, a Federal planning body, should become a part of the District's central planning body. It would be the responsibility of the Office of Housing Programs, through its three subgroups, to make known to the central planning body the needs and goals which the city should have in relation to housing and a documented, well planned set of priorities. The central planning body would need to concern itself, not only with the recommendations from the housing department, but also with the input from private developers so that sound priorities could be set. They would then need to relate the housing priorities to those set in the areas of education, human resources, economic development, etc. The city's comprehensive plan would need a projection for at least 5 years. It must also include at every level of planning, a method by which residents can participate in the process in a real way.

We are concerned at this point that reorganization has not satisfied the fragmentation, partialization, and breakdown in services. We would suggest a moratorium on further reorganization until there is some evaluation of what we have achieved up to this point.

The attempts at coordination of public departments with private and voluntary agencies have had only limited success. These attempts are still too narrowly conceived or lack what we believe must be the essential ingredient of any successful coordinated program: a comprehensive approach to the needs of the family in the light of overall human resources objectives. Furthermore, planning and coordination have suffered from inadequate allocation of funds. The departments that have been charged with these coordinating tasks have been hobbled by two major shortcomings: Their continuing commitment to individual and specialized functions, and lack of authority over those who would have had to implement decisions.

Careful planning, including coordination of the various government agencies, is essential if optimum delivery of services is to be expected. It should be clearly indicated in advance that funding of programs will provide the greatest amount of service per total dollars spent. This kind of clear knowledge of public funds should also apply to the voluntary and private money.

III. HEALTH SERVICES

Health services cost money. Yet, it is the responsibility of this community to assure that comprehensive health services of quality are available and accessible to our residents. In past appearances before this body, we have urged that our approach be comprehensive in scope: that there be a bond between the public and voluntary sectors working in concert with the citizens for a single standard of medical care, the best this city has to offer.

We view comprehensive health care as being a delivery system capable of offering quality care to one from infancy through adulthood. We view it as a system capable of offering preventive services during illness, and aftercare.

A. Tuberculosis and venereal disease control programs

In service area 6, better known as the Model Neighborhood, and in service area 7, we find the highest number of venereal disease and active tuberculosis cases in the city per 100,000 population. The past year, most of the funding for these services came from title IV–A funds. With the cutback in IV–A funding, the tuberculosis program and supportive services for the venereal disease program have been almost totally wiped out. The proposed budget for fiscal year 1974 does not allow for the automatic pickup of mandatory increases for these two programs.

The incidence of reported cases of VD in the United States has reached epidemic proportions. In fiscal year 1960, there were 12 000 reported cases of infectious syphilis in the country for a case rate of 7.1 per 100,000 population. For the same period, there were 246,000 reported cases of gonorrhea for a case rate of 139.6 per 100,000 population.

In fiscal year 1971, there were 23,000 reported cases of infectious syphilis for a case rate of 11.5 per 100,000 and 624,000 reported cases of gonorrhea for a case rate of 307.5 per 100,000.

In fiscal year 1972, there were 24,000 reported cases of infectious syphilis for a case rate of 11.7 per 100,000. For gonorrhea, there were 718,000 reported cases for a case rate of 349.7 per 100,000 population.

In 1971, the District of Columbia ranked fifth in the Nation in the number of reported cases of infectious syphilis and seventh in gonorrhea. In 1972, the District became No. 1 in the Nation in the number of reported cases of infectious syphilis and fourth in the number of reported cases of gonorrhea.

The increase in the past 3 years of reported cases of syphilis and gonorrhea in the District of Columbia points to the critical need of funding of this area. We must recognize the number of youth involved in this problem and the long-range negative effects upon them and future generations, if these diseases are not erradicated.

B. Clinical services

Clinical service has as one of its responsibilities, the improvement of the overall health of the community. There are some areas of our city which are medically deprived and have been for some time, particularly the Stanton Park, Trinidad, Far Northeast, and Anacostia sections of our city. For years, health planning and funding for the establishment of clinical facilities in these neighborhoods has not been a reality. The 1970 census tells us that service areas 3 and 4 reflected the largest population gains for the city between the years of 1960 and 1970. With approximately 18 percent more people living in these areas, where there are still significant rates of births with inadequate or no prenatal care and of infant deaths per 1,000 live births, clinical facilities must keep pace with the medical needs of the population.

According to the budget, the Department of Human Resources has not asked for money to establish clinics in these areas. At this time, people have to receive their care from locations which are inadequate to deal with this population.

There is need for additional clinical facilities in the Far Northeast area. In the vicinity of Payne Elementary School, a clinic has been planned to go into the public schools, but no funds are available.

There is also no money available for the Lincoln Heights project. These moneys were lost in the phase I and phase II cuts. Yet, the need still exists.

C. *Geriatric services*

We are concerned over the needs of our senior citizens and recommend an increase in geriatric services. Such services are especially needed in and around service area 8 where one finds a high concentration of elderly residents. Since the present resources are not sufficient to provide the needed services, we suggest an evaluation of the possibility of diverting some Medicare funds to be re-directed back into the Department of Human Resources and expansion of geriatric services.

The clinic for the elderly at Fort Lincoln is inadequately staffed. There has been no staffing of the Regency House area and none of the Harvard Towers area. Money needs to be made available to meet these needs.

D. *Hospitals*

The Nelsen Commission found the physical condition and medical services provided by the District of Columbia General Hospital to be acceptable, but felt that the on-site support services within the Department of Human Resources hindered the operation of the hospital. Part of the ineffective on-site support may be due to the District of Columbia General being understaffed. We therefore support their request for 141 staff positions.

We also support the Department of Human Reources' request for funds to reopen 100 beds at the District of Columbia Village. These beds are needed to increase the capability of the village.

One of the top priorities for last year was a request for 200 extended care beds at Glen Dale Hospital. This year, this item does not even appear in the budget, although the need is still present. This needs evaluation.

E. *Maternity and infant care and health of school and pre-school children*

These two programs currently funded through special project grants, face the possible loss of substantial Federal funding in fiscal 1974. The District budget for 1974 does not identify other funds to continue these programs at the current fiscal level, should loss of Federal support occur.

The significance of these projects to the District of Columbia is as follows:

The Social Security Act, as amended through January 2, 1968, authorized under title V, allotments for special project grants for maternity and infant care (MIC) and health of school and pre-school children (C. & Y.).

For both MIC and C. & Y. project grants, the amendment stated that no grant would be made under this section for any project for any period after June 30, 1972.

Through congressional action the projects were extended for an additional year and under the present statute, the maternal and child health services (MCHS) direct project grant authority for MIC and C. & Y. projects expires on June 30, 1973. After that time, allotments made to the States for MCHS will include those funds available to the States to provide programs of projects in accordance with sections 508, 509, and 510 of the Social Security Act. The State plan for fiscal year 1974 is to include programs of projects for maternity and infant care, intersive care, family planning, children and youth and dental health. These funds will be allocated in accord with the formula system for distributing funds to States for MCHS.

Significance of conversion from project grants to formula grants for the District of Columbia

The formula grant system has always worked to the disadvantage of the District of Columbia. The formula is based on the number of live births in the State as they relate to the total number of live births in the United States in the latest calendar year and the financial need of each State. In calculating the formula, each rural birth is counted as two urban births. The District of Columbia, a city although designated as a State in the formula computation and allocation, has no rural births and a relatively high per capita income.

Financial impact of conversion from project grants to formula grants for the District of Columbia

During the fiscal year 1973, the following allocations were made to the District of Columbia for maternal and child health services and special projects:

Maternal and child health services	$251,000
MIC (DHR) project	1,797,000
C. and Y. project (DHR)	1,131,000
C. and Y. project (Children's Hospital)	1,277,000

The total amount received for maternal and child health services (exclusive of crippled children's funds) was $4,456,000. Of this total $4,205,000 were direct project grants.

Under the new regulations, the total funds available nationally will not be decreased, however, the distribution will be changed. Although the exact amount of funds that will be apportioned to the States has not been circulated, preliminary estimates by the General Accounting Office and the maternal and child health service indicate that the District of Columbia will receive the following amounts to provide the programs of projects as required:

Maternal and child health services, 373,000. This represents a reduction of $4,083,000 in Federal funds that the District of Columbia will have available for comprehensive health care services for low-income mothers and children.

The slight increase in MCHS funds from $251,000 to $373,000 can in no way offset the deficit of approximately $4 million.

Impact on delivery of services

It is difficult to estimate the magnitude or ramifications of such a loss on the health services for mothers and children in the District of Columbia. The MCHS formula grants have provided the basic MCH services, whereas the project grants have addressed themselves to special high-risk and low-income groups and through the improvement and expansion of services such as, social services, nutrition, audiology, and eye services.

Maternity and infant care project

The MIC project is a citywide Department of Human Resources program and provides comprehensive care for high-risk mothers and their infants under 1 year of age and family planning services. There were 29,314 patient visits and 58,810 services to patients in the maternity program during fiscal year 1972;

37.8 percent of the patients served were less than 19 years of age. There were 28,609 visits by birth control patients. There are 129 employees paid through this grant. These individuals comprise the total maternity health care teams at the two centers for mothers and children (Centers No. 17 and No. 18).

In addition, MIC staff provide clerical, nursing, and social services at D.C. General Hospital maternity clinic and an anesthesiologist at D.C. General, clinic nursing support for three maternity clinics in the Division of Community Health Centers North, partial support for a neonatologist at the Washington Hospital Center, public health nursing support at the Adams Horgan Clinic, and obstetrical service at Webster School for pregnant girls. There would also be a reduction of about 12,000 home visits per year to maternity and related patients and the discontinuance of nursing service in 14 schools.

Children and youth project

The children and youth project No. 631 (DHR) provides comprehensive services to children from low-income families at two centers in northeast Washington. These centers provided the following services during fiscal year 1972 for children through 12 years of age:

Medical	31,197	Nursing	24,113
Dental	3,439	Speech and hearing	3,112
Vision	2,794	Social services	2,578
Nutrition	4,552		

In addition, the C. and Y. project No. 631 provides total school health services for children in 13 elementary schools in the northeast area, including medical, dental, and nursing services, social services, nutrition services, audiology services including hearing aids, and speech and language services, and ophthalmology services including eyeglasses. The project has a close affiliation with Federal City College which has used the model speech and language program as a field placement for their students and a supervisory instructor. The parent group of this program has been active in clinic activities. The C. and Y. project has worked closely with and augmented the staff of the crippled children's services. The C. and Y. funds employ an EEG technician based at D.C. General Hospital.

The children and youth project at the Children's Hospital provided the following services during fiscal year 1972 to low-income children in northwest Washington:

Vision	373	Nursing	3,027
Hearing	620	Nutrition	1,400
Speech	620	Social services	2,356
Laboratory	3,366	Hearing and speech	1,022
Dental	2,608	Mental health	1,665
Pediatrics	17,143	Obstetrics	495
Adolescent medicine	155	Gynecology (3 months)	100

The Children's Hospital C. and Y. project has provided the health care for children at Adams Morgan School. It has provided members for learning disability teams which have served the schools in their community. Through the employment of bilingual staff members, the C. and Y. project of Children's Hospital has provided comprehensive health services to a large number of Spanish-speaking residents of the project area. Their program for teenage pregnant girls has been a model for other programs.

Impact on the District of Columbia resources

The loss of $4 million, largely in income, cannot be minimized. Most of the employees are residents of the District of Columbia. The highly trained and experienced professional and paraprofessional staff that has been gathered for the delivery of services will be the greatest loss to the residents of the District of Columbia. The C. and Y. project No. 631, through cooperation with the public service careers program recruited, hired, and trained 10 women from the community to work as members of the staff at the clinic and in the community.

In the Department of Human Resources, alone, there are 210 positions funded through the MIC and C. and Y. project grants. Thirty-two of these positions are shared between the two projects.

The conversion of MIC and C. and Y. project grants to MCHS formula grant funding will result in the loss of approximately 4 million health dollars for mothers and children of the District of Columbia. Experience with title XIX reimbursements has shown that many patients are intermittently ineligible and

the funds generated are woefully insufficient to fund these services. Many patients do not have private insurance. It will be impossible to carry on the same level of comprehensive care.

F. The regional medical program

The regional medical program in the Washington area has proven to be an effective coordinating mechanism between the providers and consumers of medical services and the Federal Government.

Unfortunately, as is the case with some other programs, the legislation for regional medical programs expires in June 1973 and no extension of legislative authorization is proposed. For Washington, D.C., the expiration of this legislation means the end of the following regional medical programs, unless they are continued through other sources:

1. Development of a plan for a coordinated emergency medical service system in the Metropolitan Washington area.
2. Development of a midwife maternity practitioner program.
3. Freedmen's Hospital stroke station—day care center.
4. Pediatric pulmonary program.
5. Kidney disease control program: Kidney transplantation, central tissue typing facility, community home dialysis center, home dialysis training program.
6. Exercise stress testing program.

Combined, these programs represent an approximate loss of some $2 million for the Washington area, as well as an invaluable service. We urge the committee to consider alternative funding for these programs.

G. Mental health

1. *Alcoholic treatment.*—Much has been in the news media recently of the city's alcoholic program. The problems cited have tended to accuse the city of a lack of commitment in this area. The proposed budget shows a slight increase of $48,000 as the result of Federal grant money. We question whether this amount of money can provide an effective program. An effective program would be one of rehabilitation whereby the patient is restored as a functional and useful individual in society. It would include social and economic counseling, supportive psychiatric services, and a detoxification center. There is now only one detoxification center serving the city. This center is for males only and is so overcrowded that patients receive only 1¼ days of treatment even though by legislation, they can receive up to 3 days of treatment. Another facility is needed to alleviate the overcrowded conditions at the male detoxification center and a center set up for female alcoholics. With the male detoxification center planning to increase their admission by 1,000 for the next fiscal year, they are in dire need of expanded facilities.

There should be evaluation of whether some of the beds in area C, which are not being fully utilized, could be converted for alcoholic treatment purposes.

2. *Developmental disabilities.*—The program justification statement for the budget of the Bureau of Developmental Disabilities of the Mental Health Administration appears to have two programs in operation.

One is the Forest Haven Center, which is the State residential facility for developmentally disabled children and adults in the District of Columbia, and the other is the Developmental Services Center, which deals with mildly to moderately retarded children with emotional/behavioral problems. It is unclear from the budget summary how much is spent on each of these programs. It would be most helpful to request a clarification on this matter due to the fact that the Developmental Services Center is the only community program run by the Bureau of Developmental Disabilities. It is therefore most important to know how much of the funds allocated to developmental disabilities is spent for this community program.

The Mayor proposes to direct $1 million of the revenue-sharing funds toward the budget of the Bureau of Developmental Disabilities and to our great chagrin we discovered that these $1 million are budgeted for additional positions at Forest Haven instead of for the development of community-based facilities. The program justification mentions improved patient-staff ratios and an improved level of care, and a redirection of resources to provide for an increase of 100 positions at Forest Haven. It is interesting to note that in the budget year objectives, which accompany the budget details, there is an excellent statement on the establishment of community-based programs, halfway houses, day care centers—"a network of interacting services between public, private and voluntary agencies." In the dollar column, however, we cannot find any indication of

this lofty goal but a $1 million additional expenditure on an antiquated facility from which there is no escape due to the nonexistence of community backup facilities. Faced with these considerations, we would like to make two major points: First, it seems to us that, although it is extremely important that the staff ratio at Forest Haven be improved, it is very difficult to justify in our minds that all the additional moneys be spent on a residential facility when, everywhere in the country, the move is toward establishing community-based facilities and programs. Second, we also question the reasoning behind three additional psychiatry positions in a population that is not mentally ill but much rather developmentally disabled. Besides the three psychiatric positions, 37 new positions are listed that are not directly connected with patient care.

We would like to recommend to the committee that, (1) from the revenue-sharing funds, $1 million be spent on direct patient-related services at Forest Haven, and (2) an additional $500,000 be added to the developmental disabilities subcategory and, with the remaining one-half million dollars from the original $1 million, a comprehensive plan for community services, based on recommendations of the Developmental Disabilities Council of the District of Columbia, be developed and implemented for the budget year.

Special education—Due to the recent Waddy decision, it is absolutely imperative that a comprehensive mental health program evolve out of the Department of Human Resources.

Presently, there is no concrete identification of those persons constituting the developmental disabled population. Since the population is not known, there are a number of persons within the city who have no resources available to them. It is difficult to plan when one does not know how many people comprise the target population. We suggest a comprehensive plan calling for a firm partnership with the Department of Human Resources, the Board of Education, and the voluntary sector. Examples of where a united approach is essential are:

(a) The 1974 human resources budget does not reflect an awareness of the vital role it could and should be playing in the implementation of the Waddy decision when it merely states there will be a need for additional psychologists to serve the increasing numbers of children surfacing due to the decree, and then does not budget for them. More than that—it misses the boat entirely. As a vast, encompassing department of human needs, it should recognize its duty in this area by beginning to make provisions in the budget for systematic, highly professional, ongoing, mandatory screening and evaluation of every 3- to 5-year-old child in the District, sending a copy of findings to the public schools, so they can program and budget for those special needs which surface.

(b) The Department of Special Education has sent a belated request, due to the recent appointment of a new director, to the superintendent for an additional $2,622,819 to serve approximately 800 children with special needs. This request is made in order to maintain compliance with Judge Waddy's decree.

These are specific dollars for specific needs that this city is required to furnish under the law. We urge that these funds be made available.

Day care—We also urge day care facilities for the handicapped children of working parents be set up. Such a facility might also provide interim care during periods of crisis.

Zoning and licensing—There needs to be a review of zoning and licensing procedures for facilities of the handicapped. The regulations as they presently exist, are outdated. For example, the present regulations call for full-time medical staff. In some cases, a mildly retarded young adult could be used to help staff the facility.

Medicaid—Medicaid needs to be expanded to give more services to the mentally handicapped. Persons with this kind of disability should be automatically and independently covered.

Transportation—Planners need to reflect the transportation needs for the handicapped more in their planning. Present transportation resources and accommodations are woefully inadequate. A good example of this is our present Metro system where little is being planned in the way of ramps for people in wheelchairs or on crutches.

The aged—There is a current gap in services in our over 45 years of age disabled population. Considering that this age group is increasing in numbers, more services are required.

IV. WELFARE SERVICES

A. Payment Assistance

The Department of Human Resources is to be commended for moving to implement some of the recommendations of the Nelsen Commission.

The Commission has specifically recommended that the Director of the Department of Human Resources give high priority to reform the public assistance system of the District of Columbia.

Part of this reform means implementing the flat grant system of payment. We have felt that the flat grant method of payment was insensitive to the needs of families and in many instances, penalized them. We note, however, that the budget reflects a $3 million increase to permit the Department of Human Resources to adopt an assistance payment scale based on 90 percent of the 1970 cost-of-living standard rather than continued payments based on 80 percent of the cost standard.

We do not believe that 90 percent is sufficient to permit families to live in dignity. We would urge the Department to move forward in adopting a payment scale based on 100 percent of the cost-of-living standard.

B. Day Care

We support the Mayor-Commissioner's move to make a portion of the city's revenue-sharing payment available for day care.

In the past, in testifying regarding welfare reform, we have stated that those who can work should do so. We reiterate this position and again call for adequate vocational rehabilitation and supportive services for assistance recipients. We are most concerned that when training has been completed, every effort will be made to provide meaningful manpower opportunities for these persons.

C. Food Stamps

The proposed budget provides $54.4 million as financial aid to recipients. This figure includes assistance to approximately 50,000 additional families who are in need of food stamps.

Presently, there are some 131,000 persons constituting the food stamps caseload. With the addition of 50,000 more families, approximately 200,000 individuals will constitute this caseload.

The proposeed budget addresses the problem of funding for the anticipated rise in food stamp recipients but does not ask for additional funds for staff to handle the increase.

One of the problems experienced in the food stamp program administration is that too much time is spent waiting for certification and purchase of food stamps.

The program justification statement for the Bureau of Eligibility in the proposed budget states that with the implementation of the work registration requirement and the food stamp application for nonpublic assistance clients, the certification time has been increased to 50 percent thereby, creating longer waiting periods.

We recommend that the Department refine and streamline the certification process and, where necessary, hire additional staff to handle the increased workload.

The Nelsen Commission also urges the establishment of one-stop economy centers. With appropriate unified intake and record systems, the Commission believes that, if properly organized and located, such centers will eliminate the duplication and fragmentation of support and delivery services.

We approve the Department of Human Resources steps toward implementing a systems approach to the provision of human services and support them in their efforts.

V. YOUTH SERVICES

The District of Columbia Health and Welfare Council is most concerned with and interested in the programs relating to the prevention and treatment of juvenile delinquency in the District of Columbia and has testified before this committtee at other times on youth services. We have attempted to support the District government in both of these areas through the work of our member agencies and committees of District of Columbia Health and Welfare Council.

The problems of youth and programs designed to meet their needs in a comprehensive and well coordinated manner and approach should and must receive priority attention in the budget. We cannot really address ourselves as a city to the overall problems of health, welfare, planning, and education, if we do not also review programs affecting the very future of our community—our youth. Accordingly, we have closely reviewed those areas of the budget relating to youth

programing—especially in the area of juvenile delinquency prevention and planning—to provide the committee and the city government with our comments and suggestions. Our role is a supportive one, and as such, it is also one of constructive criticism where needed, and praise where deserved.

The importance of youth and juvenile delinquency to the budget of any city was illustrated during hearings held last summer before the Senate Subcommittee on Public Health, Welfare, Education and Safety of the Senate District of Columbia Committee. It was pointed out that approximately 70 percent of todays crime in the Nation is committed by juveniles, and, even more alarming, that 90 percent of all felons have some history of juvenile delinquency conduct.

We have witnessed during the past few years in the District three major indexes pointing to a need for more efforts in this area for our city: The President's Commission on Crime in the District of Columbia, the Nelsen Commission, and the recent hearings in the Senate District Committee regarding problems of juvenile delinquency in the District. In all instances, there were pronouncements that the youth programs and juvenile delinquency efforts in the District were either fragmented or lacked the necessary central authority and control over planning, coordination, and evaluation necessary to make such programs really effective and meaningful to our youth.

The area of youth services is one in which the private sector and voluntary sector also both plan and have programs. Yet, there is no point at which we see any focal direction which coordinates planning and implementation of programs. This was pointed out both in the President's Crime Commission report and in the Senate hearings.

Let us clearly state at this point that there is little genuine partnership between the voluntary sector and public sector in youth services. We are now being asked by the Office of Youth Opportunity Services to assist in the development of an interagency planning committee on youth, which is a most positive step.

In the public sector, we have in the District government three main agencies dealing with these youth services: The Mayor's Office of Youth Opportunity Service in the Mayor's office, the Bureau of Youth Service in the Department of Human Resources, and the Roving Leaders in the Department of Recreation. The Nelsen Commission recommended the creation of a new independent Youth Services Administration to be created within the Department of Human Resources to consolidate services now offered by the Mayor's Office of Youth Opportunity Services, the Bureau of Youth Services, and the Roving Leaders program.

Legislation introduced by Senator Charles McC. Mathias last year, and the subject of the Senate hearings mentioned above, also called for a central youth authority system consolidating these same agencies.

As we review the proposed District of Columbia budget for fiscal year 1974, the request does not indicate that any major consolidation or centralization, as has been suggested and recommended by high-level commissions and legislation, is being proposed or contemplated. In our role as being supportive and helpful to the District of Columbia government we do feel that it is our responsibility, as advocates for the youth of our city, to point out this failure in the budget to recognize the need or mechanism for such a central authority. We feel that such an approach could help the city in eliminating much duplication of effort in the District's youth programing, and juvenile delinquency treatment and prevention efforts.

We would now like to give an illustration of how the District of Columbia budget does reflect the duplication mentioned above:

The budget justification for the Mayor's Office of Youth Opportunity Services includes a component for a Juvenile Delinquency Unit and a Youth Programs Unit. The justification states that the Youth Programs Unit is the hub of all District youth programs. If this is the hub, the voluntary sector has not been a part of that wheel.

The justification also indicates that there is a need for the creation of several 24-hour youth assistance service centers designed to provide complete diagnostic and treatment services for the youngsters living in particular areas of the city.

The budget justification for the Bureau of Youth Services indicates that the Bureau of Youth Services is responsible for the overall management of all juvenile delinquency programs in the Department of Human Resources. In the Bureau, there is the Community Care Services Division whose mandate is to "address the problem of juvenile delinquency prevention and control through the development of a community-based program for this purpose." In addition,

this Division has established a "diagnostic center" to screen and study youth in trouble, to provide recommendations to the court prior to disposition for placement for treatment which is most appropriate for the needs of the particular youth. The justification goes on to state that the 1974 budget request places an emphasis both on prevention and diagnostic treatment programs.

These requests are seemingly contrary to the intent of the Nelsen Commission recommendations in that, rather than having one youth agency, we have a budget request from two separate agencies, both dealing with "diagnostic centers" and in juvenile deliquency prevention. We feel that the District government must give priority attention to the close review of the Nelsen recommendations in the area of youth programs so that the current fiscal year 1974 budget request may be viewed with a serious consideration of how they might be combined in the future.

This is our main observation with this aspect of the budget. To go into the roving leaders program of the Department of Recreation would only serve to amplify what we have indicated above. We are hopeful that in the future, the Mayor's Office will look to the Nelsen Commission's recommendations in this vein with a view toward implementation.

The number of uncoordinated public, private, and voluntary agencies who are involved in youth programing, costs us in duplication, overlapping of services, and planning, and does not allow for either extension of the dollar or its use as seed money for the development of coordinated, comprehensive services to meet the needs of youth. Since the D.C. HWC has many delegate agencies involved with youth programs, we are constantly ready to be of assistance to this body and to the Mayor's Office in any way that we can in helping develop and implement and improve programs for youth and juvenile delinquency prevention in our city if only we can be informed as to how and when we can be of assistance.

VI. HOUSING

Housing is one of the most basic of all human needs and, like food, is indispensable if people are to live and be productive citizens. One of D.C. HWC's main objectives has been the provision of safe, decent, and livable housing for the residents of this city. However, as we look at the budget justification for the Office of Housing Programs, we are saddened to see the following statement, which is reflective of the current situation:

"Since the mandate of this Office (Housing) did not carry operational authority, the success of its housing and community development programs rests largely on the persuasive powers of the staff and the response of the concerned Federal, District, and private sectors." (Book 1, p. DD25.)

We are now in a phase where the much-needed low- and moderate-income housing programs, to which so many have held high hopes and attached such great importance, seems to be in a period of malaise. The D.C. HWC expresses the hope and optimism that the recommendations of the Nelsen Commission in the area of housing—to wit, the creation of a Department of Housing and Community Development—will receive prompt attention by the District government and the prerequisitee legislation will be initiated. We also express the same view regarding the recommendations of the Special Citizens Advisory Commission on Urban Renewal, which made the following observations regarding our housing situation:

1. "The record of urban renewal in the District, although successful by economic standards, has been a failure when judged by total housing goals, particularly in the riot cooridors and downtown."

2. "Underlying social and economic forces are, in the absence of a national commitment to reverse the trend, continuing to result in lack of investment and social demoralization in the District * * *."

This is further buttressed by the following excerpts from the Nelsen Commission report regarding the city's housing situation:

1. "No comprehensive planning for the District as a whole, poor organization functionally, legally * * *."

2. "Extraordinary administrative complexity and generally conditions that add to costs, discourage private participation, and generate neighborhood resentment and resistance."

From these two illustrations, Mr. Chairman, it is evident that more than reviewing the fiscal year 1974 budget is in order, if we in the District are to truly improve the housing situation in our city. A much more basic and fundamental approach is necessary. We believe that the proposals in the Nelsen Commission regarding housing, should be closely studied with the view toward implementation. A new and aggressive policy, program, and resolve is necessary in the housing area. The justification for the fiscal year 1974 budget for the Office of Housing Programs is reflective of this need. It indicates that the Office currently maintains "liaison" and "coordinates" District activities with the National Capital Planning Commission, the National Capital Housing Authority, the Redevelopment Land Agency, and appropriate offices of the U.S. Department of Housing and Urban Development.

We feel that the current organizational structure handicaps both the administrators and the persons for whom they are administering the programs: the citizens of the District. We will do all we can to provide any assistance to officials of this office in its efforts as outlined in the current budget requests. However, we do not really believe that any major innovation, improvements, or problem solving can be achieved until the District government sets about to put into effect the recommendations of the Nelsen Commission vis-a-vis housing in the District. To go into great detail discussing dollars, staff requests, and operating costs—given the current structure with all of the handicaps of lack of central authority for planning and implementation—would just put another log of procrastination on the already flaming fire of malaise, which we view the current housing situation to be. We are now treating the symptoms, but have failed to attack the disease.

VII. SUMMARY

The total Federal funding of 36 HWC agencies giving service to the District of Columbia, is $11,339,800. In actual and potential loss, due to the Federal cuts, these 36 agencies will lose $7,170,316. The clients whom they serve, who will no longer receive services, number 278,570 persons. There is also a staff loss of approximately 730 people.

These figures are not exact because some of the cuts are potential rather than actual and therefore uncertain. There is a possibility of greater service loss to clients and of personnel.

At this point, we are unable to evaluate the spinoff results of these items. However, there is no stated potential at this point of either public or voluntary agency ability to pick up either the client population or the staff population. We are seriously concerned about how our residents in the District of Columbia will receive either needed services or needed employment.

The role of the voluntary sector has been to develop new solutions to problems and to support local government in meeting needs of citizens. The fiscal accountability and track record of the voluntary sector has been a positive expression of standards of excellence in seeing to it that the community's money was both managed by objectives with cost benefit effectiveness.

In viewing all of the cuts we have detailed above for the public and voluntary sector with recognition of the gaps in necessary data from a number of public and private sources, we are indeed not only seriously disturbed by the loss of service to people, the loss of employment to people, and the potential unconscionable burden of our community, but are appalled at the enhancement of problems which these cuts and impoundments will undoubtedly cause for our community.

We believe that this underscores the need to reevaluate the allocation of revenue sharing funds in the District of Columbia.

Thank you, Mr. Chairman.

APPENDIX I

MEMBERSHIP ROSTER—DISTRICT OF COLUMBIA HEALTH AND WELFARE COUNCIL

Officers:

Chairman	Bette L. Catoe, M.D.
First vice chairman	Mr. Charles I. Bryant
Second vice chairman	Mrs. Arthur Hendrick
Secretary	Mrs. Ethel James Williams

Members:

Dr. John A. Algee
Mrs. Robert Amory, Jr.
Miss Sylvia Altman
Mr. Albert Beveridge
Mrs. J. Max Bond
Mrs. Beatrice Brooks
Mrs. Jeannine Clark
Mr. H. R. Crawford
Mrs. John B. Duncan
Mrs. Robert F. Evans
Dr. Dario C. Ferreira
Mrs. Gilbert Hahn, Jr.
Rev. Edward Hailes
Mrs. Scott Heuer, Jr.
Mr. W. Burdette Hockaday
Mrs. Etta Horn
Dr. Arthur H. Hoyte
Mr. James Hudson
Mrs. Jehu L. Hunter
Mrs. Blanche Ingram
Mr. Samuel Jackson
Mr. Howard Jenkins
Secretary James E. Johnson
Mr. Samuel Jordan
Mrs. Richard Kleindienst
Mr. Colston A. Lewis
Mr. Nicholas R. Loope
Mr. Eddie L. Madison, Jr.
Mr. Clarence V. McKee, Jr.
Rev. Jerry Moore
Mrs. John A. Nevius
Mr. Robert L. Philipson
Mr. Stuart Ross
Mrs. Mary Royster
Dr. Vincent James Roux
Dr. Margaret Reuss
Mr. Edward F. Ryan
Mr. Jonathan W. Sloat
Dr. Eddie G. Smith, Jr.
Mr. Odell Walker
Mrs. Mildred S. Wood

Staff:

Mrs. Elizabeth Glenn Sarpy, Director
Mr. Avon A. Matthews, Deputy Director

Mr. NATCHER. Thank you, Mr. Bryant. We appreciate you appearing at this time.

PUBLIC SCHOOLS

WITNESSES

ARCHIE LUCAS, ASSISTANT PRINCIPAL, WOODROW WILSON HIGH SCHOOL
MRS. ERMA WHIPPLE, MEMBER, SCHOOL BUDGET COMMITTEE

Mr. NATCHER. Our next witness is Mr. Archie Lucas. You are here with the Woodrow Wilson Budget Committee.

Mr. LUCAS. Mr. Chairman, I want to thank you for this opportunity to appear before your committee. I have with me Mrs. Erma Whipple, who is a member of our school budget committee. I am also very pleased to see Mr. Coppie from the Mayor's Budget Office here. We are offering this testimony not for any special favors for Woodrow Wilson High School, but we feel some of the problems we have run into are more or less typical of other schools in the city. Our testimony is in support of the Mayor's budget for fiscal year 1974.

I am an assistant principal at Woodrow Wilson High School.

Mr. NATCHER. Right at that point, Mr. Lucas, we want to tell you we appreciate your coming. I think it is good for you people to come. I say that to you on the record. You go right ahead.

Mr. LUCAS. Thank you. Our committee is comprised of two faculty members, two parents, the president of the Woodrow Wilson Student Council, a student member of the yearbook staff, and is chaired by an assistant principal, Archie Lucas.

We are making this presentation today because we hope that you as Members of Congress, members of the Appropriations Subcommittee on the District of Columbia, are interested in how the present budget affects one District of Columbia high school.

The facts we present from just one high school provide eloquent testimony in support or every penny the Mayor has requested for the District of Columbia public schools and considerably more if you agree with us that money spent to educate children is the best investment for the future that our country can make.

Woodrow Wilson High School is sorely handicapped by a critical shortage of classroom teachers and of many basic school supplies, such as textbooks, library books, and live laboratory specimens.

Two years ago a decline in secondary enrollment was projected. Woodrow Wilson lost six classroom teachers as a result. This year on the basis of a similar projection our school lost one additional teacher.

These reductions, a total of seven, have been made while the actual enrollment at Woodrow Wilson has increased in each of the last 2 years. As of March 27, 1973, there were 1,774 students enrolled at Woodrow Wilson—181 more than we had 1 year ago. Based on the current ninth grade enrollment in our feeder junior high schools, an increase of approximately 200 students is expected for the school year which will begin in September 1973.

Based on our present total number of classes, 339, our present average number of students per teacher is 27.6 per class. Just considering this average, Woodrow Wilson would need five more full-time teachers to meet the claimed ratio of 25 to 1.

In determining the number of teachers needed, several significant facts are obscured by any justification based on ratios:

(1 All ratios are based on a teacher's workload of five periods a day of 25 students per class, theoretically giving each teacher a total of 125 students a day.

(2) Some classes by their very nature must be small, such as advanced placement classes and special classes for students who learn at a slow pace.

(3 Teachers elected to serve as department chairmen must attempt to fulfill the many duties of their office without either additional pay or a reduction in student load.

(4) Prior to November 1971, teachers were compensated by extra-duty pay for recognized extracurricular activities, such as club sponsorship, and student-publication sponsors. Budget pressures have caused all extra-duty pay to be eliminated. Since 1971, a few of these many functions have been performed by dedicated teachers who volunteer their service at great personal sacrifice, especially considering the excess student load many teachers have to carry. Of our total number of 69 teachers, 44—or 64 percent—carry a daily teaching load in excess of 125 students.

(5) As a result of the increase in enrollment and the decrease in the number of teachers, it has become necessary to drop our courses in analytic geometry-calculus and our course in consumer information.

(6) When we examine the 181 classes, as of March 1973, in the four major academic subjects—English, science, social studies, and math—we find—

(a) An overall student teacher ratio of 29.8 to 1.

(b) In English, with the total number of classes 59, the ratio is 27.7 to 1.

(c) In science, with the total number classes 39, the ratio is 27.7 to 1.

(d) In social studies, with the total number of classes 43, the ratio is 32.1 to 1.

(e) In math with the total number of classes 40, the ratio is 32.4 to 1.

(f) Ninety of the 181 classes (or 50 percent) in these four major academic subjects have 25 to 35 students per class; 25 percent have 35 or more students per class.

The crisis in secondary school supplies is as alarming as our shortage of teachers based on our experience at Woodrow Wilson High School.

In 1973, Woodrow Wilson was allotted $29,220 for all supplies, including textbooks for an actual enrollment of 1,500 students. The 1974 budget allotment for supplies and books is $28,218, and our enrollment on March 27, 1973, was 1,774 students. This 1974 budget under consideration actually reduces all school supplies further from the very inadequate 1973 figure of $17 per student to $15 a student. If our actual enrollment in the fall of 1973 increases by approximately 200 as we figure it will, the 1974 supply allotment will be $14 per student, or a net decrease of $1 per student, and everyone knows what inflation is doing to the purchasing power of those fewer dollars.

In 1973, textbook needs estimated at $12,000 were met by a textbook allotment of $8,994.

Our committee has looked hard at the facts. We urge you to approve the Mayor's budget for the school system and grant us additional funds

In addition to the textbooks shortages, these supply allotments have resulted in some other unbelievable situations, for example:

(1) No money was provided in the 1973 budget for the purchase of biological specimen, estimated need at $700.

(2) Our music department has had no money for the purchase of musical instruments provided in the budget for over 5 years.

In the area of building and grounds there are similarly many absolutely necessary budget items which have not been funded, for example:

(1) There is no money for insect repellent though some rooms are literally crawling with cockroaches.

(2) No money is available for corrections required by errors in construction, a good example is a totally inadequate ventilation system in the new gym recently completed at Wilson.

Our committee would like to go on record here as urging the Congress to approve the construction of the Woodrow Wilson swimming pool to be used as both an educational and recreational year around

facility for the only area of the District of Columbia which has never had such a facility. This item has received unanimous, unqualified community support for a first-priority rating for 2 consecutive years at hearings conducted by service area 8 on community capital outlay needs.

Our committee has looked hard at the facts. We urge you to approve the Mayor's budget for the school system and grant us additional funds if possible.

Our experiences suggest that Woodrow Wilson's teacher and supply shortages are echoed throughout the entire city. Even under the Mayor's full budget, our teachers, principals, and children are being expected to do the impossible.

Thank you for this opportunity to appear and for your concern in hearing the results of a meager budget on a local secondary school.

Mr. NATCHER. Mr. Lucas, we want to thank you for appearing before the committee at this time.

Mr. LUCAS. Thank you again.

DISTRICT OF COLUMBIA TEACHERS COLLEGE

WITNESS

DR. HELEN MARTIN-TRIGONA, ASSOCIATE PROFESSOR, D.C. TEACHERS COLLEGE

Mr. NATCHER. Our next witness is Dr. Helen Martin-Trigona. We will be pleased to hear from you.

Dr. MARTIN-TRIGONA. Mr. Chairman, as with all other witnesses I want to thank you for allowing me to appear here today to present a rather personal case, and to also be a spokesman in a way for the other professors of the District of Columbia Teachers College. My proposal today here, or my statement, concerns three items, as I have said in my introductory statement. One is a concern with the denial of faculty stipend funds under title III for which I applied recently.

Two has to do with the denial of promotion which has been deprived since June 1971, and thirdly, I would like to make a very brief statement of the state of the faculty needs at the college because as a former president of the Association of University Professors this past year I led the grievance of professors to the president of the college, and to date we have had no satisfaction, no response, nothing, no action of any kind on any of the tings that the professors are grieving for, or things that we are requesting as minimum standards to meet our needs.

Very briefly then I will not read my whole statement. I will merely highlight each part of my three main points, and then I will leave my materials with the committee for further study if you wish to do so.

Mr. NATCHER. Fine.

Dr. MARTIN-TRIGONA. On the matter of faculty stipend, on November 14, 1972, I addressed a letter to Dr. Paul Cooke, due to the fact that I was informed at the time that faculty title II funds of the U.S. Government were available for faculty stipend reasons to use for studies in regard to sabbatical leave. On the date when the paper was due, I addressed a letter to Dr. Cooke personally requesting that my proposal be submitted and be evaluated and be turned over to HEW.

Where the funds were going to come from, for evaluation hopefully, so that I too could get a stipend, because in the past I know that a number of professors had been getting stipends regularly.

In this particular instance only two professors applied, myself and one other professor, who wants the money for completing her doctorate. Dr. Cooke has been giving money for this reason continuously. I am probably one of the few if any at all who have applied for the faculty stipend to be used for post-graduate research studies for the purpose of writing two books. My actual proposal is also included here which you can look at minutely. It concerns research having to do with Francis Bacon, for which I would have to go to Oxford and Cambridge where I started the research a few weeks and pursue the research towards the making of these two books. This is important to me because I am a scholar, because this is my special subject, and any furtherance of the enrichment of the professors at the college which eventually seeps down to the students and the educational institutions is very important.

However, as the time passed I was told that by March or April 1 the HEW office would come to some conclusion as to what funds were rewarded. I called up one day, and I spoke to a man named Dr. Hope, who told me that he knew nothing about my proposal. He hadn't seen it. He wasn't concerned with it and he said Dr. Cooke had only presented a package deal budget asking for $700,000 for faculty wants and he was reduced to $100,000. He hadn't as yet received the money, I was told, but when and if Congress appropriated it, that would be the amount he would get, $100,000. This rather surprised me because I had the impression that when you make a proposal for a Government stipend or fellowship or whatever it is you are applying for that some committee somewhere examines it, and according to merit the stipends are given out, but in this case I was surprised to find out that this did not happen.

Dr. Cooke got the money or was to get the money, and decided for himself, I was told, because he was the executor of these funds, where the money would be spent. The funny thing is immediately, the next day, I received a faculty memorandum from the president which was put out to all the faculty, announcing that title III funds had been decided, and that four items would be getting money out of this $100,000 budget, and I noticed that all faculty requests were eliminated, faculty stipend which was the one I came under with Professor Sola-Sole, faculty supplements, and faculty workshop. Anything having to do with the faculty was completely wiped out. Dr. Cooke decided evidently to use the money for other services which he feels are more important. One has to do with a consortium, as he has it listed here under Dr. Blue who works directly under the president on extracurricular projects. Another one has to do with here it says fundraising, a development office within the college under Dr. Rivers, a retired man working on this special project.

Another has to do with public information and the fourth has to do with computer capability. These are all probably very important services to the college, but somehow as a matter of priority I don't see how professors' needs can be wiped away and the priorities the president selects for the expenditure of the funds goes to offices and

programs that are not that essential to the enrichment of the institution, the professors and the students. This is what I am questioning here today.

I would like this committee to perhaps look into this budget. Dr. Cook consequently, a few days later, very nicely issued another memorandum which specifically has listed on it the name of each person applying for money out of these title III funds. There were 13 people and projects, and the amounts they were asking for and the amounts actually awarded with them which came to $100,000. Funny enough the smallest amount on this whole list was this measly $8,000 which was to go to two faculty stipends for the two professors requesting funds for the enrichment study.

If the committee sees fit to rearrange the expenditure of the money it may do so, or perhaps if the committee sees fit to appropriate funds to reinstate this stipend for the benefit of the faculty, I would appreciate your looking into it and deciding whatever you want to do about it. That is the matter of the faculty stipend.

I am not going to take up the matter of the promotion other than to give you two or three major highlights, and then I will present you with the case.

In June 1971 I was denied promotion for the position of full professor at the college. In accordance, with the rules of the P. & D., in a memorandum that he put out on April 5, 1971, the faculty were informed that promotions were available, vacancies were there, and actually there were about eight vacancies for the title of full professor. Five professors applied for these five promotions to full professor rank, and out of the five only two were granted the promotion. The two were Professor Hill who is a professor of physical education, who teaches badminton, tennis, and physical education. The second professor was Mrs. Estell Taylor, an English professor at the college who was at that time serving in her second year in time and rank, whereas the other three professors applying were in their fourth year in rank, and all rather highly qualified. The three professors who were rejected funnily enough happened to be white and the two who were given the promotions were black.

This raises a very serious question of perhaps prejudice, racism, preference, whatever you want to call it, but I feel it should come to the attention of this committee, because when a professional man or woman has to be evaluated for promotion or any other reason, he should be examined only on his credentials, and what he stands for, what he is, and what his background is. When one is denied promotion, then there should be a very serious reason for it.

In my case, as a highly qualified woman, and I don't have to give myself laudatory expressions of praise, but my record stands for my background, I felt sincerely at this time that I was qualified for this promotion, but persistently since then I have made seven major appeals to the college president and to the college dean who chaired the promotion committee. I have been to the board of higher education. I have presented my case before Flaxie Pinkett with her committee on personnel, and right down the line the denial is consistent. The chairman of the committee who was Dean Whitehead of the college, and

Dr. Cooke, persistently continued to state that I am not qualified for promotion.

I think the facts of the case prove otherwise. I was the only one who dared to question the results of the committee, and Dr. Cooke at the hearing of the Board did actually state this. He said, "We have never been questioned before." Well, just to give you one shocker on how the promotions were conducted before I close the item on promotions, the committee on promotions never allowed the candidates' qualifications to be evaluated. Dean Whitehead did not allow evaluation. He never allowed the committee to discuss the applicants. He merely called a meeting and each committee member gave a vote like a fraternity sort of blackball type of thing, a blind vote, unsigned, unqualified. That is how the two people who were promoted got the promotion and the other three did not.

Evidence proves here in my case that there was not any professionalism at all in the conduct of the committee. There was no responsibility by the chairman, that there was bias, and that there was no sign of any objectivity, because if there had been objectivity, the results would not have been what they were.

This, of course, can be proven in the reading of my case. I am presenting this to this committee. It is a personal matter, but I think it involves the committee because this is an expenditure of Government funds that is involved here. Dr. Cooke is a Government servant. The college is supported by the Government. What money is given to the college, it should be used wisely and without personal favoritism, and yet we have evidence here of constant favoritism being practiced by the president's office, case after case where promotions are given under the table that never even appear before a committee, other cases where a professor finishes a degree and the next day he is immediately promoted, and yet people who are sitting by for 3, 4, and 5 years are shunned or not given the advantage.

That is all I will say about this case, and then very briefly I just want to mention the third part.

Mr. NATCHER. You are going to have to mention this one real hurriedly.

Dr. MARTIN-TRIGONA. Just one sentence. The third part, Mr. Natcher, concerns two documents, and a letter by a professor who left our college last year. She tells her grievances here very, very well on why she left and what is wrong with the college. These two documents here are American Association of University Professors reports that I put out as president of the chapter at the college. They also reveal the grievances and the needs of the faculty at the college. These are items that are completely ignored by the president and nothing is ever done. He feels always that time will pass and everything will be forgotten, and that will be the end of it. Thank you.

Mr. NATCHER. Thank you. We appreciate your appearing at this time.

Dr. MARTIN-TRIGONA. I do have my exhibits here which I would like to leave with you.

Mr. NATCHER. That will be fine.

Dr. MARTIN-TRIGONA. Thank you very much.

WITNESSES

MISS CAROL BICKLEY, PRESIDENT, DON'T TEAR IT DOWN, INC.
MISS MARY PROCTER, CHAIRMAN, ECONOMIC DEVELOPMENT, DON'T TEAR IT DOWN, INC.

Mr. NATCHER. Our next witness is Miss Carol Bickley, president of "Don't Tear It Down, Inc." Is that a new organization, Miss Bickley?

Miss BICKLEY. It is 2 years old, around the old post office building.

Mr. NATCHER. Who is the young lady with you?

Miss BICKLEY. This is Mary Procter, Mr. Chairman, of our Economic Development Committee.

Mr. NATCHER. We are glad to have both of you before the committee at this time.

Miss BICKLEY. Mr. Chairman and members of the subcommittee, we appreciate the opportunity to appear before you to express our support for the appropriation to repair and restore the Eastern Market. I am Carol Bickley, president of Don't Tear It Down, Inc., and with me today is Mary Procter, chairman of our economic development committee.

Don't Tear It Down is a citizens action group working to protect and enhance Washington's physical environment. We are incorporated in the District of Columbia and our membership includes architects, planners, historians, lawyers, journalists, and interested citizens from a wide range of backgrounds. We are greatly concerned about planning in the District and have been actively involved in trying to assure that our community's many resources are recognized as well as protected and enhanced.

We definitely consider the Eastern Market as one of these many resources. The Eastern Market located at 7th and C Streets SE., here in the Capitol Hill area is a cultural, social, and economic asset to the entire city. The market is an important part of the Capitol Hill community and it could be providing even greater economic benefits to the city government.

The Eastern Market is a category II landmark in the District of Columbia. This designation by the Joint Committee on Landmarks is for "landmarks of importance which contribute significantly to the cultural heritage or visual beauty and interest of the District of Columbia and its environs, and which should be preserved or restored, if possible." The building is also on the National Register of Historic Places, established by Congress in 1966 and maintained by the U.S. Department of the Interior.

The building was designed by Adolph Cluss, a well-known 19th century architect who also designed the Franklin School at 13th and K Streets NW. (also a category II landmark and on the National Register). The main portion of the market was constructed in 1883 with a northern addition built in 1908. This building adds a richness to our city and the Capitol Hill community which can never be measured simply in dollars and which would be impossible to create, develop, or replace. However, in addition to its contribution to our cultural heritage and to our goals of community development, it is also playing an important economic role in the city.

I would like now to introduce Mary Procter, who will describe the Eastern Market's role, and potential role, in the economic and community development of Washington, D.C.

Miss PROCTER. I am a resident of the Hill, and I am, therefore, not only testifying as a citizen of Washington, but as a passionate advocate of the Eastern Market on the Hill.

I would like to make several points. The market is very important economically in its own right. It has been in almost continuous use since 1873. The present 20 merchants have been there approximately since the early sixties. They have specialty counters for fresh fish and fancy cuts that attract people from all over the District and the suburbs. I have a very close friend who lived in Arlington, Va., who considered a butcher at one of the Eastern Market counters to be her butcher.

The market is also the focus of an extremely important economic renascence across and along Seventh Street which I myself have been able to observe in the 5 years that I have lived on the Hill, on and off, and on which Bernard Nehring will testify in more detail as president of market row. One by one, delightful new shops have opened. These include Plantasia, which I call swinging florists; the House of Africa, with beautiful fabrics and jewelry; a frame shop; two gallerys; and an antique store. These shops are painted in bright colors and definitely give a lift to the whole area of Capitol Hill. Mr. Bernard Nehring will testify they depend directly for their livelihood on the Eastern Market.

I would also like to add that my mother, who came from historic Boston to visit me in Capitol Hill, thought Capitol Hill is one of the most charming residential areas she had ever seen and was, most of all, delighted by the Eastern Market.

A whole list of things needs to be done to improve the market. Mr. Peter Powers will testify later describing in more detail with pictures the things that need to be done.

One of the most intriguing aspects of the deterioration of the building is that entire tree is growing out of the side of one of the buildings where one of the gutters has broken. It is complete with shrubs and grass around it. Mr. Powers has pictures of this tree.

There are also a lot of things that need to be done, fixed up with windows, paint the building, and simple landscaping, to bring the Eastern Market up to the level of the surrounding shops—all of which have been renovated with private money.

We would like most to emphasize that this is an economic investment as well as a community development project.

I would like to read some paragraphs of our statement that talk in a little more detail about this.

As Mr. Julian Dugas, the District's Director of Economic Development, testified before this committee, the current chief tenant pays $833 a month in rent for the whole Eastern Market building. The city agreed to this amount 7 years ago when a 10-year lease was signed. Since major repairs were undertaken at the time by the chief tenant, the city agreed to a 10-year rent that was substantially less than what it had initially asked for.

Currently, the chief tenant reports that he receives about $2,600 a month in rents, about $1,600 of which comes from other tenants which pay him $90 a stall. The rest, approximately $1,000, is rent paid by retail fish and meat businesses and a wholesale meat and fish supply company owned by the chief tenant and his family. The difference between rents received and rents paid to the District goes to major items of expense such as trash removal, repairs, fuel, and a management fee, and lesser items such as insurance, janitorial services, etc.

We think it is quite likely that an increase in rents should be negotiated when the lease comes up for renewal in 3 years. The chief tenant himself thinks a 20 percent increase might be reasonable. We think that if it is possible to take inflation into account, the fact that the rent was low to begin with, an increase of at least 50 percent or more migh be possible. This would bring an additional $5,000 of revenue to the city.

In addition, if the now empty northern addition were opened for future stalls, another $10,000 to $12,000 of rent could be raised for the city.

Apparently there is a lot of demand for existing stalls in the market and these stalls probably could be rented, although there are a number of problems of parking and other demands for these services.

The combined increased rent would bring the city at least 5 to 6 percent return on a $280,000 investment. The most important point of all is that the market and the surrounding area bring the city a great deal of revenue in sales taxes.

I have estimated very conservatively $50,000. I think other estimates would run at least $100,000. There are also corporation taxes, and the increasing property values that come from the existence of the market brings the city constantly increasing property taxes.

In summary, "Don't Tear It Down" fully supports the repair and renovation of the Eastern Market by the District of Columbia government. It makes good history, good community, good business, and good sense for the District government and for the city as a whole.

Thank you. We will be pleased to answer any question.

Mr. NATCHER. The question I would like to ask is what is your occupation, both of you young ladies? What do you do?

Miss BICKLEY. I am president of the National Recreation and Park Association, senior associate, work with Government agencies. Before that, I was with the Department of Housing and Urban Development, community development specialist.

Miss PROCTER. I am a budget analyst at the Department of Labor.

Mr. NATCHER. Fine. We are delighted to have both of you appear at this time in behalf of this project and thank you very much.

Miss BICKLEY. Thank you.

Miss PROCTER. Thank you for your time.

[Miss Procter's statement follows:]

STATEMENT OF MARY PROCTER

The market had 85 stalls in its early days and has been in continuous use ever since except for a period in the early 1960's when it was nearly abandoned. Most of the approximately 20 merchants currently using the building came to the Eastern Market in 1963 when they were forced to relocate from the Center City Fish Market at Fifth and K Streets NW.

The market is heavily used on weekdays as well as weekends by Capitol Hill residents who congratulate each other on their good fortune to live near such a marvelous market. It also attracts shoppers from all over the District, and the Virginia and Maryland suburbs to its specialty counters for fresh fish, fancy meat cuts, and soul food specialties. Residents of the Hill find that one thing their friends elsewhere in the city remember about the Hill is that it has the Eastern Market.

To Hill residents, the market is also an exceedingly important focus for general cultural and commercial activities. The market has stimulated a renaissance of little shops on Seventh Street since 1965 when the first commercial space was purchased for renovation as in interior decorator shop. Since then, one by one delightful new shops have been opened: Plantasia, a swinging florist; the House of Africa with beautiful fabrics and jewelry; a frame shop; two galleries; an antique store; and many others. These shops with their variety of wares and brightly painted facades have sparked the Seventh Street area.

Recently, the street has become even livelier with sidewalk sales of flower seedings and a pottery vendor. Three weeks ago the whole street was closed to traffic for Market Day. Hundreds of people with children and dogs came from all over the city to buy pottery, leatherwork, and prints from dozens of sidewalk vendors.

The merchants along Seventh Street candidly recognize their dependence on the market for customers. Their association, Market Row, on behalf of 42 businesses inside the market and surrounding it, has testified before the D.C. City Council on the commercial importance of the market. As far as they are concerned, the more market activity, the better for them. They point out that the Seventh Street subway stop, which has been called Eastern Market, will help to focus even more citywide attention on the market and the shopping area.

For the maximum benefit of market users and the surrounding neighborhood, several kinds of work are needed on the Eastern Market building. Although the structure is in fair condition, preventive maintenance needs to be done very soon to repair rotting windows and doors, broken gutters, and the roof over the northern addition. A complete vertical garden, with a flowering tree, several shrubs, grass, and moss, is growing out of the northwest corner of the building where the gutter has been broken and water has soaked into the bricks. It will not be long before the trees tear the brickwork apart.

Further work would make the market usable to its fullest extent. Storage areas blocking the main aisle need to be cleared. The northern addition, which most recently has been used for storage by the D.C. Department of Highways and Traffic, is vacant now and should be fixed up for use as a community center or for more stalls to enlarge the market facility. Finally, some very simple renovation needs to be done to make the market cleaner, fresher, and more cheerful. Translucent glass is needed to let in light through the painted over ornamental windows. The interior needs to be painted, and the brick sidewalks need repairs. Some simple landscaping needs to be done at the northern end. The roof covering the open stalls of the farmer's line outside the market should be repaired.

In addition, merchants report a need to solve problems of parking. This could be done not entirely by adding new spaces but by enforcing meter limits and dealing with the parking competition on Saturdays from the swimming pool next door.

The District government expects that Federal matching grants will be made available for this project and has requested $280,000 in its own budget. We cannot stress too strongly that this money should be regarded as an investment in the economic growth of the area and will be amply returned in increased rents and sales taxes.

As Mr. Julian Dugas, the District's Director of Economic Development, testified before this committee, the current chief tenant pays $833 a month in rent for the whole Eastern Market building. The city agreed to this amount 7 years ago when a 10-year lease was signed. Since major repairs were undertaken at the time by the chief tenant, the city agreed to a 10-year rent that was substantially less than what it had initially asked for.

Currently, the chief tenant reports that he receives about $2,600 a month in rents, about $1,600 of which comes from other tenants which pay him $90 a stall. The rest, approximately $1,000, is rent paid by retail fish and meat businesses, and a wholesale meat and fish supply company owned by the chief tenant and his family. The difference between rents received and rents paid to the District goes to major items of expense such as trash removal, repairs, fuel and a management fee, and lesser items such as insurance, janitorial services, et cetera. The chief tenant thinks that a 20-percent increase in rents might be reasonable.

Should considerable repair and restoration work be done, and taking into account inflation and the unusually low rent presently charged, the city might well have grounds to renegotiate the lease at a 50-percent increase or more, resulting in an additional $5,000 of revenue for the city.

Rental of the now empty northern addition could bring in another $10,000 to $12,000 per year. Present market merchants say there would be enough demand for the additional spaces since they often get calls asking if their stalls are for sale. The combined increased rents would bring the city at least a 5 to 6 percent return on a $280,000 investment.

The market and the surrounding area also raise additional sales taxes for the city. More stalls in the northern addition could bring a $10,000 to $20,000 more in sales tax revenues. Current stalls probably pay close to $50,000 a year in sales taxes. The enlarged market could also be expected to attract more customers to the existing stalls and surrounding shops and increase their sales tax payments. Since some of the present customers are from Maryland and Virginia, the expected increase in suburban shoppers could even represent a net gain in sales tax payments to the city. In addition, a continually expanding market shopping area also contributes to increased property values on the Hill and thus to increased property tax revenues to the District.

If substantial renovation is done and the city is able to renegotiate a new lease, lease provisions should include more specific maintenance requirements and a requirement for a central aisle of full width for the whole length of the building.

In summary, Don't Tear It Down fully supports the repair and renovation of the Eastern Market by the District of Columbia government. It makes good history, good community, good business, and good sense for the District government and for the city as a whole.

Thank you. We will be pleased to answer any questions.

Eastern Market Renovation

WITNESS

PETER G. POWERS, PRESIDENT, CAPITOL HILL RESTORATION SOCIETY

Mr. Natcher. Next we will hear from Mr. Peter Powers, I believe on the same subject matter, the Eastern Market renovation. Mr. Powers is president of the Capitol Hill Restoration Society.

Mr. Powers, we will be pleased to hear from you.

Mr. Powers. Thank you, Mr. Chairman.

I am president of the Capitol Hill Restoration Society which has presently very close to 900 members. It is the principal organization of citizens on the Hill.

I am afraid the ladies have pretty much stolen my speech so I will be brief. The statement also is brief.

In any event, before I start on the Eastern Market I would like to say one word about trees. In my many community activities I am now a member of the Committee of 100 on the Federal City and I am chairman of the Tree Committee and we have done a survey on Capitol Hill which indicates there are at least 1,000 missing trees on Capitol Hill

alone and Mr. Airis, of the District of Columbia Department of Highways, has stated that it is his hope to become current, meaning to catch up with the missing trees, by 1976, which I think would be an excellent thing for the city, all parts of the city.

I just wanted to urge the committee to do anything it can to help support that effort. Washington is known and has been known since the turn of the century and before, since Governor Sheppard's time, as the city of trees and it is one of our great assets.

The substance of my statement of course is, as stated, I subscribe to what was stated by the ladies that preceded us. Miss Shriner, who had hoped to be here, has done a great deal of research on the market, on the outside people who come from the country to the market, and she has identified one family there which has been coming for 40 years and another one, which is in the fourth generation, has been coming for 60 years.

Some of the others have come from the Center Market at 5th and K, which is now defunct, as well as the O Street Market at 7th and O, which is also gone. In fact the market is the last of the great city markets and it is in very good condition except for its structure.

The basic structure of the market is sound but after 100 years it needs some attention. Many of the members of our society have done over their own houses and any house needs every 40 or 50 years a complete remodeling and that is the situation which the market is in now.

One word on economics. It has been very well covered by these ladies. I just asked one or two of my friends in the market, because we all know each other. Mr. Miller generates $5,000 a year in sales tax. He is one of 10 merchants at the south end of the market, so on an average I would suppose that that is close to $50,000 at the end.

Boone's Lunch generates about $20,000 a year in sales taxes, and I have no idea what Union Meat Market, Brasco Brothers, generates but it is obviously the most prosperous stand in the market, so I would say the figures would show something close to $100,000 a year is being generated. That is a lot more than 7 years ago when that lease was signed.

There has been a tremendous pickup in business.

As regards putting stalls in the north end, which many organizations are now starting to use for various functions, I think in time that will be practical and I think there would be a way of doing is so there could be multiple use.

I don't want to say that it should be at this time, one way or the other, or permanently, one way or the other. But at the present time the busy days are Friday and particularly Saturday. There is plenty of capacity for additional trade on Tuesdays, Wednesdays, and Thursdays, which are the slow days, and I think you will see, if we can refurbish the market, another dramatic increase in use.

I have friends from all over the city that come in on Saturdays to shop there and from the suburbs. It is not only a local event. What I have done is I brought some pictures. A resident of the hill who actually now has a shop on market row has taken these pictures last week. It was on a day when the stalls were not there.

[Picture.]

There is a general picture of the outside from the north end and it shows the stalls which are used by the merchants that come in on Saturday.

[Picture.]

Here is the corner which is also in the north end which has the shrub growing out of it. You can see that repainting is the name of that game. The basic need is simply repainting.

[Pictures.]

Here are a series of pictures of the doorways which show that they are similarly worn out.

Yes; that shrub even flowers occasionally, but I think you will agree that it is time the corner was fixed. [Pictures.]

Here are some more on just generally doors and brickwork and windows. [Picture.]

There are the windows on the north end which need a little work.

[Picture.] Here is a rather obvious one about the gutter. It just needs a new gutter, that is all. The time has come.

Mr. NATCHER. Off the record.

[Discussion off the record.]

Mr. NATCHER. All right.

[Picture.]

Mr. POWERS. Here is another one which just shows some iron work at the south end. That is where it goes down to the cellar.

[Picture.] This is a picture of Market Row just across the street which you will see has been quite considerably restored. There is even one new building there. This is one of the few areas of Capitol Hill where new houses are being built in the center city. That shows the interest.

With regard to the north end, we had our annual house and garden tour on Sunday last. We had a record attendance of 1,500 people. We gave the tea in the north end and it was one of the great community events. There are other places that meetings can be held on the Hill but there are certain kinds of events such as art shows, and the house and garden tea, and so forth, community events, which the north end is extremely suitable for.

Mr. NATCHER. Fine.

Mr. POWERS. I would like to say just one more thing.

As I recall it, the District of Columbia Bicentennial Assembly, I think it is called, has recommended this as a Bicentennial project. To me I think the importance is not just the fact of '76 and that this would be highly appropriate as a symbolic and historic building, but also we worked quite hard 2 years ago and last year to get the new subway stop at Seventh and Pennsylvania renamed Eastern Market, which they did because it makes sense. It will be open in 1976.

And the last thought I would like to leave with you is that it would be a very good idea to get the market refurbished by the time that Metro stop opens. I think that that will be a key element in the further development of the area.

Mr. NATCHER. Thank you very much, Mr. Powers.

Mr. POWERS. Thank you.

[Mr. Power's statement follows:]

Mr. Chairman: As president of the Capitol Hill Restoration Society, an organization of some 870 residents who have an intensive interest in the continued preservation and restoration of Capitol Hill, I wish to support the budget requests of the District of Columbia for an appropriation of $275,000 in capital improvement funds to renovate and restore the Eastern Market at Seventh and C Streets SE.

The market is a viable economic entity, serving a large neighborhood as it has for over 100 years as a center for numerous individual food sellers. In addition, it is one of the few remaining traditional farmer's markets left in the Washington area and the only one still operating in the District of Columbia. A delightful article concerning this aspect of the market's operations appears in a recent edition of the National Geographic School Bulletin. (Copy attached.)

The market's economic vitality was affirmatively set forth in the 1965 study of Robert Gladstone and Associates for the National Capital Planning Commission and its optimistic forecasts regarding the market's future have been amply fulfilled. The District derives substantial revenues from the taxes generated by the sales of the market merchants as well as from the rental of the building itself. In addition, numerous area residents are employed in connection with the market activities. But these benefits are not confined to the market itself, for its existence and the heavy trade it draws have attracted numerous other merchants to the area, and residents from the entire city, as well as Capitol Hill, come up to shop in a place where there is a unique choice of food, service, and atmosphere.

But the Market urgently needs care and restoration to continue its important and historic role in the life of this city. Since it was built over 100 years ago, it has deteriorated and now requires a substantial renovation to preserve it for the future. The money in the District's proposal is absolutely essential for the most basic restoration, considering the extent of work necessary on this block-long building. The brick work needs repointing. There are cracked walls in the north end requiring repair and the vines and bushes growing out of these cracks need to be removed. Doors and windows need repair and, in many instances, replacement. The slate roof, copper guttering, downspouts, and flushing are deteriorated and parts are missing in some places. The air circulation system needs renovation to restore proper natural ventilation and cooling. Utilities, fixtures, and wiring should be examined for repair and possible relocation. And there is need for new grillwork as well as the restoration of the brick sidewalks and canopy outside the market.

In addition to its very important economic contributions to the city, the market is an historiaclly important structure in the District of Columbia and has been so recognized by being placed on the National Register of Historic Buildings and by the plaquing of the building by the society in 1971 at a ceremony attended by the Mayor and other civic, business, and congressional leaders.

The market also is an important center for community organizations to meet and a place where local artisans make and sell their wares. Friendship House uses the market area for its annual fund-raising "Market Day." The Area 5 Arts Council uses the north end of the market for art shows, lectures, and theatrical productions. Capitol Hill Montessori School has its annual book sales there. A pottery school rents the second floor. Artisans and artists sell their works next to the farmer's stalls. The Restoration Society starts its annual House and Garden Tour there, and this year held the tea at the end of the tour in the north end of the market.

In recognition of the market as the central institution of the Capitol Hill area, the Metro Station between Seventh and Ninth Streets on Pennsylvania Avenue SE., has been named "Eastern Market." In short. Eastern Market is the kind of community focal point that cities spend millions trying to create, often without success.

Therefore, we solicit your approval of this small, but very important budget item. It is our understanding that every organization and group in the area supports this proposal.

Thank you.

[From National Geographic School Bulletin, Jan. 22, 1973]

MARKET BRINGS THE COUNTRY TO THE CAPITAL

(By Anne H. Oman)

Every Saturday morning, a bit of the country springs up just six blocks from the Capitol dome in Washington, D.C.

Farm families from rural Maryland and Virginia make the miracle happen. They get up in the middle of the night, load their trucks with fresh produce, and arrive at the century-old Eastern Market before sunrise. In outdoor stalls that rent for 20 cents a day, they set up their wares—potatoes and onions in winter, strawberries big as Ping-Pong balls in spring, sun-ripened tomatoes in summer, and shiny red apples in the fall.

Before the market officially opens at six, there's usually time for a cup of coffee and a chat with fellow vendors. Most of the market people are old friends. Some have made the weekly trip for more than 40 years.

Many of the customers are old friends, too. Vendors greet them by name and sometimes invite them to "drop by and see the farm."

The personal touch may be the secret of success of farmers markets. Supermarkets have their advantages, but in a big self-service chain store you can't meet the man who gathered the eggs you buy or get his wife's recipe for apple pie.

Your great-grandmother probably bought all her food directly from the farmer who grew the beans and raised the chickens. With refrigeration and fast transportation, supermarkets took over. Farmers markets dwindled and almost died out.

In many cities, however, markets are showing signs of renewed popularity. Boston, Los Angeles, Seattle, Atlanta, San Antonio, Indianapolis, Cleveland, and New Orleans, for example, have flourishing farmers markets. In some cases, when city officials wanted to replace old markets with parking lots and high-rises, enthusiastic customers helped save them.

The Western Market and the Central Market once served other sections of Washington. Both have vanished, but the Eastern Market survives. Its future looks bright. The market now has the official status of a "landmark," and the city plans to refurbish the old building. A neighborhood art center will soon occupy a new unused section of the market.

When the red-brick market opened about a hundred years ago, it was lit by pull-down oil lamps. Iceboxes, cooled in summer with Canadian ice bought from vessels docked along the Potomac River, were kept in the cellar. Farmers hitched horse-drawn wagons to iron staples in the curb. Today the market has electric lights and modern refrigeration. Parking meters replace the iron staples, and the farmers drive trucks. Little else has changed.

Inside is a whole city block covered with permanent stalls. Shoppers can buy pheasants from a beret-clad Frenchman, live crabs fresh from Chesapeake Bay, thick slabs of Virginia bacon, and cheeses from around the world.

The workaday market sometimes dresses up for an art exhibit or jazz concert. And once a year it hosts Market Day, a country fair in the city that benefits a local charity. Patchwork quilts, handmade pottery, and fancy candles replace squash and cabbages in the stalls. A carousel whirls, a band plays, and city kids get a chance to jump in country hay.

District of Columbia Budget

WITNESSES

MRS. HARRIET HUBBARD, REPRESENTATIVE, FEDERATION OF CITIZENS ASSOCIATION

RALPH E. ULMER, REPRESENTATIVE, FEDERATION OF CITIZENS ASSOCIATION

Mr. Natcher. Our next witnesses are Mrs. Harriet Hubbard and Mr. Ralph Ulmer, I believe each of you has a short statement.

Mr. Ulmer. Yes, sir; Mr. Chairman.

Mr. Natcher. We would be pleased to hear from you.

Mr. Ulmer. I am a little apprehensive, after listening to all these witnesses discuss the need for additional funds, to submit a statement that includes the words "reduction in taxes," but I am representing the Federation of Citizens Associations of the District of Columbia, Mr. Chairman.

Mr. Natcher. Go right ahead now, Mr. Ulmer.

Mr. Ulmer. This is a new role for me. If I may go off the record for a moment, Mr. Chairman——

Mr. Natcher. Yes.

[Discussion off the record.]

Mr. ULMER. The statement generally expresses concern over rising taxes with the relatively stable population in the District, the continuing increase in the number of employees required to operate the District government, the lack of any use of the revenue-sharing moneys to decrease some tax burden on the residents of the District.

We are also apprehensive over the recent large increase in the assessments in certain areas of the city that range between 29 and 40 percent at a time when the Mayor was presenting his budget indicating there would be no increased taxes.

Technically, he was correct. The tax rate did not change, but the tax burden was substantially changed for a number of people.

Mr. NATCHER. Off the record.

[Discussion off the record.]

Mr. NATCHER. On the record.

Go right ahead.

Mr. ULMER. If I may, I would like to put in the record a copy of our statement before the City Council and some letters from two citizens associations concerning the assessment situation.

Mr. NATCHER. Fine. They will be inserted and if you will highlight the statement for us, please.

[The documents follow:]

STATEMENT TO THE D.C. CITY COUNCIL ON THE PROPOSED FISCAL YEAR 1974 D.C. BUDGET

The Federation, which I represent here today, is in its 63d year of service to our city. It currently has a membership of 25 neighborhood citizens associations. Our statement is based on the Mayor-Commissioner's "Summary of the budget—fiscal year 1974,' 'which became available early this month.

1. BUDGET FORMAT

We would first like to compliment the Mayor-Commissioner and the Director of Budget and Financial Management on the new format being used in the presentation of the fiscal year 1974 District budget. The unified budget presents for the first time the proposed program allocations for all financial sources—D.C. appropriations, revenue sharing, grants, and reimbursements. It thus permits a more comprehensive and intelligent overview of requirements as contrasted to anticipated revenue. In particular we have found the summary concise and reasonably detailed; however the supporting volumes are very voluminous and beyond the capability, at least from the standpoint of available time, for even a dedicated citizens organization to study except in a superficial way. We did note one important item which the summary volume omits; that is, the number of authorized and filled positions in the D.C. government. This has in the past been a good index of the efficiency of the District government and we strongly recommend that such data be included in future budget summaries.

2. CONTINUED BUDGET INCREASE

Our second point today is that the D.C. budget continues to increase rapidly with no sign of leveling off. This is shown graphically on the attached chart showing in percent the increase in the D.C. operating budget over the last 10 year. This shows that although the District population is static, our expenses as measured by the operating budget are still increasing rapidly. For instance in the last 2 years the operating budget has increased an average of 11 percent per year, more than 2½ times the inflation rates. Even more alarming is the fact that the rate of increase shows no signs of leveling out.[1] If this rate of increase should continue we would have a budget of the order of $1.5 billion by 1980.

[1] The budget summary, p. 11, states that the operating budget "is expected to grow at only 8 percent from 1973 to 1974. However, this is based on the 1973 figures which includes the supplemental; if the original 1973 budget figure is used, the increase for 1974 becomes 14 percent.

Education, health, public safety, transportation, taxes, zoning, and urban development are the areas of most concern to our members. We know that there are so many unfulfilled needs in so many areas of our city that should be met, and at the same time we look at our city's pocketbook and see that there is a financial limit as to what we may be able to do at any one time. Our local taxes keep going up and we wonder if this will ever stop. Our city's spending also keeps going up and we wonder if this too will ever stop. We can therefore only call the Council's attention to certain factors to help it find the best balance between needs, desires, and resources within the limits of a sound fiscal policy.

3. D.C. GOVERNMENTAL PERSONNEL

Although the budget summary does not give data on "authorized positions" in the District government, partial data is given on page S–6 of volume 1 of the budget justifications as follows:

POSITIONS

	District of Columbia funds	Federal grants	Other grants	Total
Fiscal year—				
1972	(1)			(1)
1973	40,404			(1)
1974	42,512	5,998	636	49,146

[1] Not available.

This data shows that the Mayor-Commissioner proposes to enlarge the District payroll by an additional 2,108 persons for the next fiscal year. We do not believe such an increase is justified for a city with a static population, nor that it is consistent with the allegation that this is a tight budget. We therefore call upon the Council to reject the proposed increase and to review with the Mayor the organization of the city government with a view to providing essential services with *fewer* city employees rather than *more*.

4. REVENUE SHARING AND TAX RELIEF

We note the statements in the introduction to the summary budget that when the first step in the fiscal year 1974 budget process was taken last summer the intention was that the budget be kept within available revenue without a tax increase. This action we applaud. However, after Congress established the Federal revenue sharing program we find that the District of Columbia government apparently relaxed its effort to hold down city expenditures as is indicated by the statement that "because of the *availability of revenue sharing moneys* and higher revenues from recent increases in local taxes, the total operating budget request for fiscal year 1974 exceeds the original planning mark by about $76 million." As taxpayers we believe that at least a substantial part of the revenue sharing funds should be allocated to a reduction in the present tax burden on District taxpayers, or alternatively on the future taxpayer. One significant form which the latter could take would be to allocate a portion of the revenue sharing moneys to begin to build up a fund to place the police-fireman pension program on a sound actuarial basis.

5. NEW REVENUE SOURCES

The taxes on the individual citizen of the District of Columbia have gone up extravagantly in recent years. Most of us who are homeowners have experienced real estate tax increases of over 150 percent since 1960 through a combination of reassessment and tax rate increases. Further, the D.C. income tax has doubled since 1965. We believe we are being squeezed much too hard and that it is now time to give us substantial relief from further increases and to let others share the load.

(*a*) We recommend that the real estate tax be reduced to the level of 1969 which was $3 per $100, from the present rate of $3.30.

(*b*) We reiterate our recommendation that a tax, or user charge in lieu of taxes, on income-producing properties owned by tax-exempt organizations be established. Also, the list of tax-exempt property should be reviewed with a view to restoring to the tax rolls any property which is not being used properly tax-exempt purposes.

(*c*) The Federation has in past years endorsed the reciprocal income or so-called commuter tax. We note that this has been abandoned for this year, presumably in recognition of political realities, but we believe it should be moved up from the back burner for possible adoption in the near future.

(*d*) We believe it important that the District work out with the Congress the amount for the Federal payment for fiscal year 1975 so that financial planning for the second fiscal year from now can proceed in an orderly fashion. In past years we have recommended that 50 percent of the taxes raised locally would be an equitable share of District of Columbia expenses for the Federal Government to finance through the Federal payment.

(*e*) We oppose the Mayor-Commissioner's proposal to place reassessment on a once-a-year basis. The potential gain in tax revenue does not seem to us worth the extra cost to the city and the inconvenience to property owners. A 2-year cycle seems more than adequate to us.

(*f*) We note that about $30 million is requested for operation of Federal City College and Washington Technical Institute which have a total of about 10,000 FTE enrollment. We believe that it is improper for the city to subsidize the tuition to the extent that it is now doing and we therefore recommend that realistic tuition charges for FCC and WTI be imposed on the students so that a substantial portion of the cost is paid by the students.

(*g*) We understand that consideration is being given to some type of tax relief for senior homeowning citizens and while we are not familiar with the details we support the concept that such individuals on limited fixed incomes should not be forced out of their homes because of higher real estate taxes.

6. DEBT SERVICE AND RETIREMENT FUNDING

In our analysis of the District's funding requests there are two areas which we feel deserve the special attention of the Council not necessarily as they apply to the proposed fiscal year 1974 budget, but because of their long-term, financial commitments.

(*a*) The first area relates to built-in commitments for debt servicing for the capital improvements program. Charges for debt service were $8 million in 1967, are $40 million for 1974, and are expected to rise to $80 million by 1980. The federation recommends that the initiation of new capital projects be examined thoroughly in light of the built-in commitments from on-going projects and the effect on debt service costs.

(*b*) The second area of concern relates to retirement benefits for policemen and firemen. The budget document indicates that the 1974 requirement of $29.9 million for this purpose is an increase of $2.6 million from the current year. In a separate "Issue Analysis" document published in November 1972, Mr. Coppie, the Special-Assistant to the Mayor-Commissioner for Budget and Financial Management has set out in a succinct manner the built-in long-term commitments for police and fire retirement costs and alternative methods of meeting these costs. Because of the rapidly increasing future costs projected for this purpose the federation recommends prompt action by the City Council to study and work with the Mayor-Commissioner to develop legislative recommendations that would place the police and firemen's retirement system on a funded basis rather than continuing the existing policy of making such retirement payments entirely from annual appropriations. Corollary action is also recommended to reverse the present increasing rate of unfunded accrued liabilities in the teacher's retirement and annuity fund.

7. SPECIFIC PROGRAMS

The federation's fiscal affairs and taxation committee is in the process of more detailed study of the proposed fiscal year 1974 budget and plans to present its further comments and recommendations during hearings during congressional committee hearings on the District budget. We believe it would present an incorrect picture to single out for comment a few specific projects at this time and we have therefore confined this statement to broad issues which we consider to be especially important to call to the attention of the Council.

8. CONCLUDING REMARKS

We appreciate this opportunity to present our views to the Council. We know that budget trimming is an unpopular task, but just as the Federal Government is struggling with a budget ceiling, we believe that the District of Columbia should also establish a spending ceiling. We suggest that the Council consider a fiscal year 1974 operating funds budget 5 percent below the $847.4 million proposed by the Mayor-Commissioner.

Respectfully,

GEORGE W. BRADY,
Chairman, Fiscal Relations and Taxation Committee.

Comparison of D.C. Operating Budget for 1963-1974.
Figures Given in Percentages Normalized to 1963.

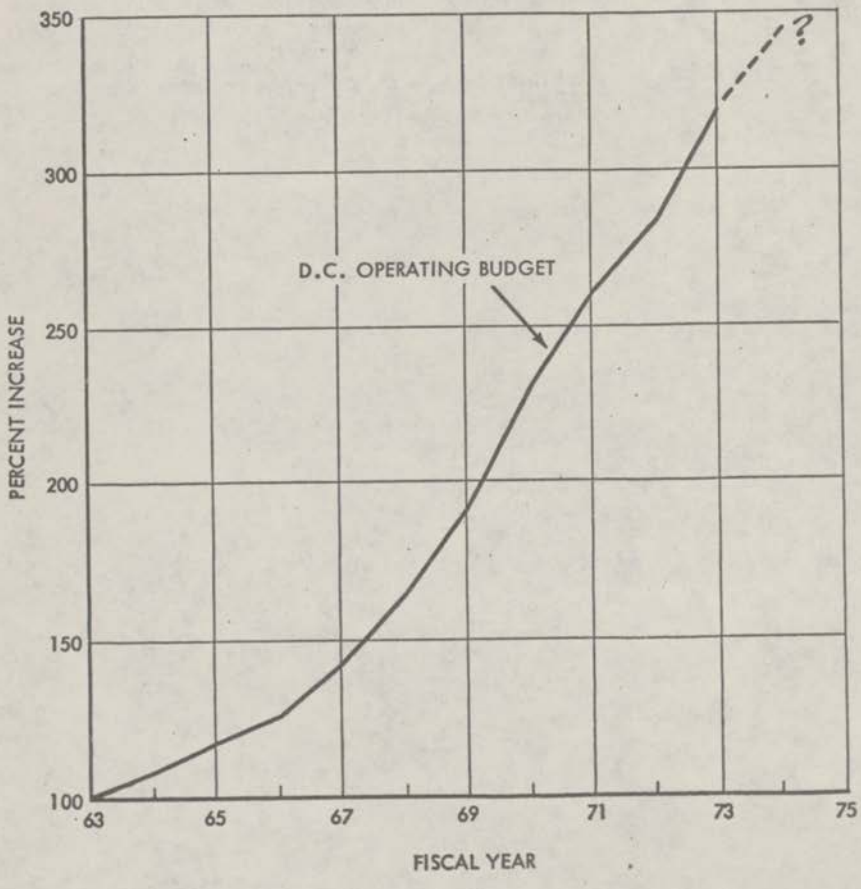

2932 MACOMB STREET NW.,
Washington, D.C., February 5, 1973.

Hon. CHARLES C. DIGGS,
Chairman, Committee on the District of Columbia,
House of Representatives,
Washington, D.C.

DEAR MR. CHAIRMAN: On behalf of the Cleveland Park Citizens Association, I have the honor of transmitting to you for consideration a resolution passed unanimously at an extraordinary special meeting on January 13, 1973, requesting "a moratorium on all real estate tax increases on private homes and residences through the end of fiscal year 1974."

The resolution reads in full as follows:

Resolved,

(1) That there be a moratorium on all real estate tax increases on private homes and residences through the end of fiscal year 1974;

(2) That the present system of using a changing formula, varying from 55 to 65 percent of market value, be abolished and, effective in fiscal year 1974, all assessments be at a constant percentage of 100 percent of market value;

(3) That, to compensate for the proposed change in formula, and to protect the rights of both the D.C. Government and the taxpayers, the tax rate (millage) be reduced, effective fiscal year 1975, from $3.32 to $1.83 per $100 of assessment at market value. This rate of $1.83 should thereafter be changed by the District of Columbia government only after public meetings.

Our association appreciates that the proposed changes in the tax computation formula and in the millage rate would require legislation. I should be most grateful if you would be agreeable to my reciving an appointment with you, or your staff, to review the present statutes and to ascertain what changes may be necessary to modernize and simplify present tax practices.

For your background information, I am enclosing a copy of a letter which I sent to Mayor Washington on this subject and a copy of an article which appeared in The Uptown Citizen on February 1, 1973.

Sincerely yours,

STEPHEN A. KOCZAK,
President.

2932 MACOMB STREET NW.,
Washington, D.C., February 2, 1973.

Hon. WALTER WASHINGTON,
Mayor of the District of Columbia,
Washington, D.C.

DEAR MAYOR WASHINGTON: On behalf of the Cleveland Park Citizens Association, I have the honor of transmitting to you for consideration a resolution passed unanimously at an extraordinary special meeting on January 13, 1973, requesting "a moratorium on all real estate tax increases on private homes and residences through the end of fiscal year 1974."

The resolution reads in full as follows:

Resolved,

(1) That there be a moratorium on all real estate tax increases on private homes and residences through the end of fiscal year 1974;

(2) That the present system of using a changing formula, varying from 55 to 65 percent of market value, be abolished and, effective in fiscal year 1974, all assessments be at a constant percentage of 100 percent of market value;

(3) That, to compensate for the proposed change in formula, and to protect the rights of both the District of Columbia government and the taxpayers, the tax rate (millage) be reduced, effective fiscal year 1975, from $3.32 to $1.83 per $100 of assessment at market value. This rate of $1.83 should thereafter be changed by the District of Columbia government only after public meetings.

Our association is a member both of the Federation of Civic Associations of the District of Columbia and of the Federation of Citizens Associations. Our delegations to those federations have been instructed to communicate this resolution to both those federations. I am under similar instructions to present his resolution to the House and Senate Committees on the District of Columbia.

I should greatly appreciate receiving an appointment for myself and members of my association in order to discuss this resolution with you.

I am enclosing, for background information, a copy of an article on this resolution which appeared in the Uptown Citizen on February 1, 1973.

Sincerely yours,

STEPHEN A. KOCZAK,
President.

CLEVELAND PARK CITIZENS ASSOCIATION,
Washington, D.C.

FINAL STAGES IN REAL ESTATE TAX REFORM

We are now entering the most critical stage in real estate tax assessment reform. Our formula has now been understood and accepted by the great majority of other civic and citizens associations. There are indications that the staff of the Senate and House Committees now appreciate that it is the most rational and modern formula yet proposed anywhere in the United States. We have only one problem. Inertia, the grip of old ways on new ideas.

Our formula would benefit all classes of property owners, excepting speculators. Our formula shifts the burden where it belongs. If sales are bringing higher prices, let the people in the market pay the taxes. Do not penalize homeowners who have families to educate, residents on fixed incomes.

Our formula is the following. First, freeze all real estate tax payments for one full year at current levels. Assess all properties at 100%; reduce the tax rate to $1.83. This would continue the freeze on property base value through June 1975.

Second, all increases or decreases in taxes on residences not on the market would rise or fall solely with the cost of living index, but in no case more than 4 percent per year.

Third, at the time of sale, the difference between the assessed value and the sale price would be regarded as capital gain and a capital gains tax would be levied on the purchaser. The actual market sales price would then automatically be the new assessment.

This formula has the advantage of helping all families and long-time residents who are short of cash and of reassessing properties when cash transactions take place. In short, it takes cash from those who have it. It also has the advantage that one could abolish the tax assessor's office, since the process would be automatic. Thus, we would need less bureaucracy.

THE BUDGET

You will be surprised to learn that one reason no one in the D.C. government wants to cut costs is that, under the current formula, any savings are automatically transferred to the Federal Government. If the D.C. government were to save $30 million, this would mean that the Federal Government would grant the District $160 million instead of $190 million. Your taxes would not be cut at all! We will propose a change in this system at our next meeting.

OTHER ITEMS

We will have two guest projects on Saturday. Captain Salvas of District II Police Headquarters will describe police staffing and the reason so few officers are available during the weekend.

Mr. Dawson will have a special program on pollution. Our guests will be on the agenda beginning at 11:45 a.m.

SPECIAL NOTICE

The St. Thomas Apostle 7th and 8th grades will present the Broadway musical "Oliver" on Friday, April 27 at 8 p.m. and Sunday, April 29 at 2 p.m., in the downstairs auditorium of the church, 27th St. and Woodley Road. Tickets: $1 for adults; 50 cents for children. These rates are possible because of subsidies resulting from the bazaar which we supported. "Oliver" is directed by Barbara Grazzini, graduate, Catholic University. For reservations, telephone Mrs. Edith Donohue, 332-3123. This will be a rewarding experience!

STEPHEN A. KOCZAK,
President.

SPRING VALLEY-WESLEY HEIGHTS CITIZENS ASSOCIATION,
Washington, D.C., February 26, 1973.

Hon. WALTER E. WASHINGTON,
Mayor, City of Washington, D.C.,
District Building, Washington, D.C.

DEAR MAYOR WASHINGTON: The Spring Valley-Wesley Heights Citizens Association hereby makes formal written protest against the recent reassessments of properties in Spring Valley and Wesley Heights by the Assessor's Office, for the following reasons:

(1) The latest increases in assessments have ranged between 21 percent and 43 percent, with a few even higher than that. Previous increases have been of the order of 10 percent to 12 percent every 2 or 3 years. This unconscionable increase comes at a time when government is asking the taxpayer, whether he or she is a wage or salary earner, or a landlord, to exercise restraint in his or her demands, for the good of the country. The District must realistically think of its own tax demands as the "price" charged for its services, and exercise similar restraint. Even if the District merely adhered to the earlier level of increases, it would be more than twice the oft-cited general guideline of 5 percent.

(2) The arbitrary decision to assess at a higher percentage of valuation (up from 55 percent to 60 percent) is ill timed and further aggravates the problem. The undersupply of housing has artificially inflated values very sharply over the past few years. This is hardly the time to superimpose on artificially higher valuations (possibly of only short-term duration) the added burden of an arbitrary increase in the percentage applied.

(3) Higher valuations, coupled with the percentage increase from 55 percent to 60 percent and regular increases in the tax rate over the past several years, all combine to produce unconscionably large increases in the real estate tax for Spring Valley and Wesley Heights owners over the coming tax year. The District government has assumed the public posture of not increasing the real estate tax rate, when actually behind the scenes it is making one of the largest increases it has ever made in the real estate taxes effectively imposed on the individual taxpayer of the District. It is doing so by bureaucratic fiat, using the Assessor's Office for this purpose, rather than face up to the high policy considerations involved by holding public hearings and having the Council deliberate and decide the issues on the basis of all the facts.

(4) The Assessor's Office has not make a sufficient number of in-house visits and assessments of the properties recently offered for sale in the Spring Valley and Wesley Heights areas to form any sound basis of comparison for overall reassessment on a fair market value basis. The Assessor should not only increase the number of such in-house visits, but should also make reasonable adjustments when inequities are established. This is not the practice now. An example is a property in Spring Valley which sold in June 1972, after being on the open market for a considerable period of time, for $75,000, yet was valued by the appraiser at $85,000 in September of the same year. The objection of the new owner was abruptly dismissed by the Assessor on the grounds that it was a "low sale". This was just another way of saying that only the higher range of prices is being considered in determining market valuations in the Spring Valley area.

(5) Failure of the Assessor to make a sufficient number of in-house visits and assessments has the further effect of penalizing many homeowners who have not made expensive improvements, such as central air-conditioning and other modernization work. These owners are often the elderly people on fixed incomes who have owned their homes for many years. They often cannot afford such luxuries and can certainly least afford a heavy real estate tax burden. If the Assessor bases his valuation of their houses on the average resale prices of other houses, without the necessary in-house visit to determine true comparability, the reulting "across-the-board" valuation increase can be grossly inequitable to the long-term owner who has not made substantial improvements. Moreover, the owner who has made substantial improvements can often get by without the increase in valuation called for, thereby avoiding his or her fair share of the tax burden.

(6) Quite apart from the inequities and intolerable burdens of this policy, the District, merely to serve its own long-term self-interest, should avoid "killing the goose that lays the golden egg." Basing valuations on top-dollar prices at a time when housing costs are artificially inflated by undersupply conditions, thereby creating an excessive tax burden on owners, can soon lead to serious

deterioration of the market values in prime areas like Spring Valley and Wesley Heights. When property values fall, the resulting devaluation and lower assessments produce a decline in tax receipts for the District.

(7) The increases in assessed values should be kept to a level no higher than the normal 10 to 12 percent every 2 or 3 years, and should be made only to the extent actually supported by true market valuations. If market valuations fall, obviously comparable downward adjustments in assessed values should be promptly made. Better yet, the assessments should be immediately raised to 100 percent of fair market value and a corresponding decrease made in the tax rate, so that the effective tax would be about what it is now. Then, the taxpayer would know exactly where he stands and would not be subject to the intimidation implicit in the oft-asserted authority of the assessor to go to the full 100 percent. Any increase in the real estate tax would then have to be accomplished openly, as a clear policy decision with respect to the tax rate (in combination only with the fair market valuation of properties). Even then, at times when economic conditions call for it as they do now, the District would exercise restraint in making excessive valuation or rate increases, bearing in mind that the owner-occupant or landlord is not permitted to get excessive wage, salary, or rent increases based on merely the higher valuation of his property. There is no reason why the District's price for its services should be immune to this basic principle.

(8) The association further urges that at no time, now or in the future, should the District increase the percentage used without open hearings. Any increase above 55 percent should require legislative action, by the City Council at least, and not be made at the mere whim of administrators.

(9) The association would also like to point out that further abuse of the real estate taxing power can have very serious economic and social consequences for the District, which has already lost and continues to lose large numbers of its taxpayers to the point of endangering its tax base. Many of its citizens are elderly people on fixed incomes, and many of them live in Spring Valley. It must be remembered that a house occupied by its owner is not an income-producing asset; and, until sold, its higher valuation does nothing whatsoever for the financial well-being of its occupant. Excessive increases in the real estate tax on such a property can eventually drive its owner out of his or her home, and perhaps out of the District altogether.

(10) An orderly real estate tax policy requires that all its elements, valuation, percentage used in assessment, and the tax rate, be kept in sensible balance and that the overall tax effect be geared to the prevailing economic conditions and the capabilities of taxpayers. The present policy violates these principles, at least as it is being applied in the Spring Valley and Wesley Heights areas; and the corrective measures recommended above should be taken immediately, well before the beginning of the tax year.

Sincerely yours,

ELMON A. MILLER, Jr.,
President.

Mr. ULMER. Yes, sir, I will do it in just a few seconds.

We make some recommendations here concerning a little more visibility into the assessment process. We suggest your committee get some figures from the District government on past, present, and proposed schedules for reassessment and how the reassessments have changed.

It is difficult to get this in consolidated form. We are very pleased with the new format being used by the District government in the preparation of the budget. We have seen for the first time the funding for all agencies from all sources of funds, and we also suggest that that type of summary be included in the Mayor's budget that gets wide public distribution, particularly with respect to a breakdown of the number of positions required on a 3-year basis.

As I mentioned here, we are rather saddened by the fact that no portion of the revenue sharing money was allocated to a reduction in the taxload of the citizens of the District of Columbia and we mention a case here where the city of Kankakee, Ill., wiped out its tax

on utilities by using the entire revenue sharing funds that they received from the Federal Government for that purpose.

I appreciate very much your time and attention, Mr. Chairman.

[Mr. Ulmer's statement follows:]

It is a pleasure for me to appear before this Subcommittee of the House Committee on Appropriations this afternon to present the views of the Federation of Citizens Association of the District of Columbia on the District government's fiscal year 1974 budget proposals.

I believe the federation's position on the 1974 budget is best summarized in our statement to the District of Columbia City Council dated January 26, 1973. We would be most grateful if the statement could be included in the official transcript of these hearings.

The statement expresses our concern over (1) the continuing budget increases being requested by the District for a relatively stable population; (2) the continuing increase in the number of employees required to carry out the District government's responsibilities for this relatively stable population; (3) the continuing increase in real estate assessments and tax rates on real estate; (4) the allocation of the full amount of the Federal Government's revenue sharing funds to increased "programs" and "services" in lieu of at least some reduciton in the existing tax burden on District taxpayers; and (5) the potentially devastating long-term fiscal effects of built-in commitments for debt servicing for ongoing capital projects and for retirement funds for policemen, firemen, and teachers.

If I may, Mr. Chairman, I would like to add just a few words on the increased property taxes being levied against many homeowners in the District of Columbia this year. I am sure you are aware that in some areas of the city increases in property assessments have ranged between 20 and 40 percent, while at the same time, the District government is presenting its budget with a public posture of not proposing additional tax increases. This "play on words" is presumably considered ethical because a property reassessment is technically not considered a tax increase. The effect on the homeowner is nonetheless the same—a sharply increased tax burden.

The federation has not attempted to assemble a citywide review of property reassessment activities by canvassing its member organizations. Time has not been available for such an analysis. It is respectfully suggested, however, that your committee obtain such a summary of District assessment activities (past, present, and proposed) during the course of these hearings and provide public visibility to the data through your printed hearings. The District government should be requested to furnish statistics on reassessment timetables, and on past, present, and proposed percentages of the market value used to establish the real estate assessments used in the actual calculation of the real estate taxes for each area of the city. These data should be made available to your subcommittee and then to the public who is paying the taxes.

An indication of our concern over reassessment principles currently being followed is expressed in letters from two citizens' associations: one from the Cleveland Park Citizens Association addressed to Hon. Charles C. Diggs, chairman, Committee on the District of Columbia, House of Representatives, is dated February 5, 1973, and the other from the Spring Valley-Wesley Heights Citizens Association addressed to Hon. Walter E. Washington is dated February 26, 1973. We would appreciate your including these letters with their attachments in the record.

In general, we agree that property assessments should reflect a reasonably current market value of the properties, regardless of what formula and tax rate may be applied to determine the tax burden. But we deplore what appears to be a growing commitment by the District government to extract the maximum possible revenue from the homeowner through a carefully orchestrated program that increases the tax rate one year, increases the percentage of the market value used to establish the assessed value against which the tax rate is applied the next year, and continually adjusts reassessments to current market value at the most rapid rate that computer technology will permit. We do not see an equally dedicated commitment to reducing waste and inefficiency in the execution of the District government's programs that involve spending the taxpayers' money.

The District's tax policies as applied to individual homeowners have pushed many families to the breaking point, particularly those who find themselves in that part of their life span where their incomes are relatively fixed. It is indeed a callous government that responds by telling responsible civic-minded residents that if they don't like the real estate taxes, "They can sell their homes and leave the District."

The federation respectfully urges your committee in its report to endorse the following general principles relating to property taxes and assessment procedures, and to direct the District government to conform its policies toward these goals to the extent existing legislation permits or to submit to the Congress legislative revisions if necessary:

(1) Continue working toward equity between all city areas in the frequency of reassessment activities (including those areas where assessed values are likely to decrease) and allow a reasonable period (2 years) between reassessments for taxpayer to adjust to the financial impact of increased assessments.

(2) Require citywide uniformity in the percentage of the market value used to establish the assessed valuation used in the tax computation; allow public visibility and debate on any proposed increase in the percentage used in the computation formula; and classify any proposed increase in the percentage as a tax increase requiring City Council approval.

(3) Continue the existing simplified procedure for taxpayers appeals of reassessments, but provide ready access for the taxpayer to all details of the comparisons and calculations used by the assessor in arriving at the recommended assessment.

(4) Adopt the concept that the inability of a taxpayer to sell his real estate at the market value used to establish the assessed valuation for tax purposes constitutes an air-tight case for a reduction in the assessed valuation.

(5) Consider the adoption of meaningful tax relief for (*a*) elderly homeowners at least to the average of that being provided by countries contiguous to the District, and (*b*) home improvements to retain and upgrade the quality of housing in the District.

In our statement to the City Council we complimented the Mayor-Commissioner on the new budget format being used in the fiscal year 1974 request. Following the recommendation of the Nelsen Commission, the Mayor-Commissioner moved promptly to restructure the budget format into a unified presentation which presents for the first time past, present and proposed fund allocations from all financial sources, the regular appropriation, Federal grants, reimbusements and revenue sharing funds. We have found the new format most helpful in reviewing the total funds being required to operate the various departments and agencies of the District government. We trust your committee will encourage the continuing improvement and use of the new format. We suggest that the Mayor-Commissioner's budget summary which receives wide public distribution also provide a 3-year summary of the total number of District government personnel require to operate our local government with an identification of the fund sources used for their salaries.

As a final note, we are saddened by the lack of vision on the part of the responsible city officails, both executive and Council, to provide some relief from the rising local tax burdens by sharing with the taxpayers a portion of the revenue sharing "windfall" from the Federal Government. The officials running our local government simply appear to have restructured their current "unfilled needs" and established new programs to match the full amount of revenues from all sources, including the Federal revenue sharing amount. In contrast to the District's policy, the city council of Kankakee, Ill., as just one example, voted unanimously to use its $592,000 annual revenue sharing allocation to wipe out the city's utility tax, saving the average family from $40 to $60 a year. The District government is receiving over $45 million in revenue sharing funds from the Federal Government. We feel that the District taxpayers, in line with the spirit and intent of the revenue sharing legislation enacted in 1972, are deserving of some measure of tax relief from this windfall. We feel that such relief could become a reality if economy and austerity were practiced at all levels of the District government bureaucracy with the same zeal that is being applied in extracting and spending local tax revenues.

Thank you very much for your time and your attention.

Mr. NATCHER. Thank you very much. We appreciate your appearing.

Now we would be pleased to hear from Mrs. Hubbard.

STATEMENT OF MRS. HARRIETT HUBBARD

Mrs. HUBBARD. I am the chairman of the education committee of the federation. We have testimony in two parts, one on the higher education budget and one on the public school budget.

First, with regard to the public higher education budget, the budget of WTI, Federal City College, and District of Columbia Teachers' College, we ask you to withhold capital requests, including planning money, for these institutions and to seek the impounding of funds appropriated in the 1973 budget for WTI.

Our reasons for this are the following:

The Arthur D. Little report, which I refer to in the first paragraph of my testimony, which cost the taxpayers $250,000, was commissioned to estimate the conception, location and cost of what ever institutions of higher education the District may need.

Before this study was made available, however, the District went ahead with budget allocations and requests, whereas the essential planning has never been done.

The Little report shows operating funds for the three institutions (without inflation) to be in the range of $48 to $54 million in 1975.

Capital investment is estimated to be between $132 million to $146 million by 1975 and by 1980, $223 million in 1972 dollars.

The present District of Columbia budget shows WTI with an operating budget of $12.5 million plus $37.5 million of capital expenditures (already approved but not spent).

For District of Columbia Teachers the operating budget is $4.5 million, with a proposed $0.5 million gymnasium for which the planning grant is proposed this year.

FCC shows an operating budget of $27.5 million, plus a proposed capital expenditure of $75.5 million.

The total for the three institutions in the proposed budget is $43.5 million of operating expense, plus $117.5 million for capital expenditure.

The development of the WTI site at Van Ness Street on the old Bureau of Standards site will cost about $110 million, whereas it has never been shown that this is the most desirable site, or even that a site should be selected until the question as to the interrelationship of the institutions has been settled.

The Van Ness Street site already has some excellent buildings which WTI is using and which it would be uneconomical to destroy. These buildings lie partly on the so-called chancery site.

The State Department was unable to interest more than three foreign governments in this site, and even those would not take them unles the U.S. Government paid for the public improvements.

Mr. Kenneth Gray of the Public Works Committee introduced H.R. 6329 last month to appropriate $2.2 million to put in sewer and water as well as widen Van Ness Street at this site. The situation is further complicated by the Metro station at this location.

In spite of our repeated complaints to the National Capital Planning Commission, at which the Mayor was represented by Mr. Starobin, the entire project has been pushed through without proper planning and coordination.

In the course of our investigations we found a letter, a copy of which is attached, from Mr. John Ehrlichman in the White House to Mr. Conrad, Executive Director of the NCPC. This letter orders the NCPC to go ahead with the development of the site, an order which NCPC evidently took.

We feel we have been deprived of the planning skills of the NCPC to which we are entitled by law, and in addition be obligated for $110 million which we may not have.

The citizens in the neighborhood are suing all of the agencies involved in these three projects which will cost them all additional money, the Metro, chancery development, and the WTI development, and they should be in court this week if they are not already.

This is very unfortunate, Mr. Natcher, but we were forced into this situation.

There are many other educational and budgetary matters, which lead us to make this request, that are mentioned in the documents first mentioned.

In addition, there is at present the 1202 legislation which, when it becomes operative, will oblige all entities designated as States to coordinate their requests for funding higher education, whether public or private. This is to prevent the duplication of facilities and to insure the existence of what is truly needed in a particular locality.

Furthermore, the consortium, an organization of local private universities, is presently showing a great interest in enrolling students from Washington, D.C. This is a 180 degree turnabout from their position of just a few years ago.

If you withhold the funds, your step may well force the Mayor, the Board of Vocational Education and the Board of Higher Education to make and justify the decisions which are absolutely essential before any more money should be appropriated or spent.

Members of this committee as well as the citizens have often commented on the soaring costs of running the District. The public institutions of higher learning, if allowed to continue in the present chaotic fashion, will add enormously to the amortization and interest payments the District must make, and to annual operating costs.

Professors' salaries in the neighborhood of $25,000 a year are included in the Arthur D. Little report, instructors at $11,000 a year, as well as programs for subsidizing students' living costs, plus tuition grants.

The total number of FTE students, full-time equivalent students, considered is about 14,000, at a cost of about $4,000 a year each.

Second, with regard to public school budget, we request that funds for Spanish bilingual projects in the public schools be deleted, and we have reasons for that.

We support the decentralization of the school system without hiring any more administrative personnel to accomplish this goal, and there are two kinds of decentralization that are being discussed which we describe in this report.

We subscribe to only type (b) decentralization.

We ask for the deletion of funds for mathematics training specialists in the public elementary schools. Thousands of dollars have been spent to bring teachers up to the level required and we feel the money has been wasted. We support recertification of teachers every 5 years

and we will support this stand in connection with the new teachers contract.

This is the thing where we are going to have to ask for an increase. With regard to special education funds, we ask that the budget be increased, or that funds deleted from other sources be applied to special education.

This is because national estimates show that about 15 percent of the school-age population needs special education. The 1974 budget estimates just less than 11,000 enrolled in the programs or not even 10 percent.

We feel in the long run that the District would save money in the Corrections Department and court systems by spending money on special education in the public schools. We feel, if all of the children were picked up early and proper and sufficient training given, that we would have much less cost in these other departments later on, so that we really feel it is economical to do this.

As to career development or vocational education, we would like to see a substantial increase in the funds available to Dr. Cawein, through reprograming within the school budget and reprograming from other District budgets.

At present less than one-fifth of the senior students are enrolled in vocational programs. In the study of Federal programs for manpower services by the GAO it was shown that in 1972 out of the $23 million spent by the Federal Government for training programs, the public schools got only $2.5 million in 1972 and the situation is essentially the same in 1973.

Furthermore, the proportion of District funds to Federal funds for vocational training in the public schools has dropped from a 5-to-1 ratio in 1960 to a 2-to-1 ratio at present, though 5-to-1 is still the national average.

We would like to see this done by reprograming instead of the school budget and inside of the CAMPS Advisory Committee's budget.

The present very slight emphasis on vocational training in public schools is caused in part by the composition of the CAMPs' Advisory Committee which divides up the Federal money.

On the committee the public schools are represented, but so is Washington Technical Institute, the Federal City College, as well as OPO, the Youth Opportunity Services, and other agencies which receive the grant money.

The conflicts of interest are too numerous to mention. For instance, Mr. Barry, the head of the School Board, sits on the committee which gives Pride grants as well as the public schools.

We recommend that all of the funds for those under 18 be allocated to the public schools and spent in a proper career development structure with many schools open on a 12-month basis, especially the vocational high schools.

We recommend that all of the funds for those under 18 be allocated to the public schools and spent in a proper career development structure with many schools open on a 12-month basis, especially the vocational high schools.

We also ask as a further budget item that next year you ask that the public school budget be prepared on a school-by-school basis as well as on a summary basis. In the past it was made on a school-by-school

basis. If this were done it might save the District from further lawsuits and would also help us to equalize the expenditures in the District.

[Mrs. Hubbard's statement follows:]

We appreciate the opportunity to testify today and hope you will respond to our conclusions. Our testimony is based on the study: A Comprehensive Plan for Public Higher Education in the District of Columbia, a report to the District of Columbia Government (commonly known as the Arthur D. Little Report); a Study of Federal Programs for Manpower Services for the disadvantaged in the District of Columbia (GAO report); the 1973 cooperative area manpower plan (CAMPS plan); the three volumes of the Nelsen Commission Report, the current State Plan for Vocatiodnal Education, as well as the District of Columbia budget before you and a number of other documents and interviews with persons in and out of the school system.

First, with regard to public higher education, that is the budgets of W.T.I., Federal City College, and District of Columbia Teacher's College:

We ask you to withhold capital requests, including planning money, for these institutions and to seek the impounding of funds appropriated in the 1973 budget for W.T.I. Our reasons for this are the following:

1. The Arthur D. Little Report, referred to above, which cost the taxpayers $250,000, was commissioned to estimate the conception, location and cost of whatever institutions of higher education the District may need. Before this study was made available, however, the District went ahead with budget allocations and requests, whereas the essential planning has never even been done.

The Little Report shows operating funds for the three institutions (without inflation) to be in the range of $48.6 to $54.7 million in 1975; capital investment is estimated to be between $132.5 to $146.3 million by 1975 and by 1980, $223,345 million in 1972 dollars.

The present District of Columbia budget shows WTI with an operating budget of $12,668 million, plus $37,649 of capital expenditure (already approved but not spent). For District of Columbia teachers the operating budget is $4,434 million, with a proposed $4,411 million gymnasium for which the planning grant is proposed this year. FCC shows an operating budget of $27,611.7 million, plus a proposed capital expenditure of $75,595 million.

The total for the three institutions in the proposed budget is $43,719 million of operating expense, plus $117,653 of capital expenditure.

2. The development of the WTI site at Van Ness Street on the old Bureau of Standards site will cost about $110 million whereas it has never been shown that this is the most desirable site, or even that a site should be selected until the questions as to the inter-relationship of the institutions has been settled. The Van Ness Street site already has some excellent buildings which WTI is using and which it would be uneconomial to destroy. These buildings lie partly on the so-called chancery site. The State Department was unable to interest more than three foreign governments in this site, and even these would not take them unless the U.S. Government paid for the public improvements. Mr. K. Gray of the Public Works Committee, introduced H.R. 6329 last month to appropriate $2.2 million to put in sewer and water as well as widen Van Ness Street at this site. The situation is further complicated by the Metro station at this location.

3. In spite of our repeated complaints to the National Capital Planning Commission, at which the Mayor was represented by Mr. Starobin, the entire project has been pushed through without proper planning and coordination. In the course of our investigations, we found a letter, a copy of which is attached, from Mr. John Erlichman in the White House, to Mr. Conrad, Executive Director of the NCPC. This letter orders the NCPC to go ahead with development of the site, an order which the NCPC evidently took. We feel we have been deprived of the planning skills of the NCPC, to which we are entitled by law. The citizens in the neighborhood are suing all of the agencies involved in all three projects—the Metro, the chancery development, and the WTI development—and should be in court this week, if they are not already.

4. There are many other educational and budgetary matters which lead us to make this request that are mentioned in the documents first mentioned. In addition, there is at present the 1202 legislation, which when it becomes operative, will oblige all entities as States, to coordinate their requests for funding higher education, whether public or private. This is to prevent the duplication of facilities and to insure the existence of what is truly needed, in a particular locality.

Furthermore, the consortium, an organization of local private universities, is presently showing a great interest in enrolling students from Washington, D.C. This is a 180° turnabout from their position of just a few years ago.

If you withhold the funds, your step may well force the Mayor, the Board of Vocational Education, and the Board of Higher Education to make and justify the decisions which are absolutely essential before any more money should be appropriated or spent. Members of this committee as well as the citizens have often commented on the soaring costs of running the District. The public institutions of higher learning, if allowed to continue in the present chaotic fashion, will add enormously to the amortization and interest payments the District must make, and to annual operating costs. Professors' salaries in the neighborhood of $25,000 a year are included, instructors at $11,000, as well as programs for subsidizing students' living costs plus tuition grants. The total number of FTE students considered is about 14,000, at a cost of about $4,000 a year, each.

Second, with regard to the public school budget:

1. We request that funds for Spanish bilingual projects in the public schools be deleted. Our reasoning for this is that the interests of aliens with valid visas desiring to become Americans is best served by the earliest possible acquisition of English; that experts on foreign language agree that total immersion at the earliest age achieves a new language the most rapidly; that our country has absorbed millions of foreigners from all over the world without making any concessions to their languages of origin; the expense of the programs take away funds from other needed programs; that employers are entitled to school graduates who can speak, read, and write English at the certified level.

2. The Federation voted to support the decentralization of the school system, but without hiring any more administrative personnel to accomplish this goal. There are two proposed methods for decentralization; (*a*) The method of area decentralization where all the high schools, junior high schools, and elementary high schools in a certain area would be grouped together and administered together; and (*b*) decentralization of the elementary schools only, but a decentralization in the central office, so that there would be a superintendent for each group of 10 schools; the junior high schools would be administered by three administrators in the central office, and the senior high schools by one administrator. We favor solution (*b*) and are opposed to (*a*). There is no doubt that you will be asked sometime soon for funds for decentralizing or to allow the Board of Education leeway to program or reprogram funds for decentralization and we hope you will oppose funds for type (*a*) decentralization.

3. We ask for the deletion of funds for mathematics training specialists in the public elementary schools. Thousands of dollars have been spent to bring the teachers up to the level required, and we feel the money has been wasted. The Federation voted to support the recertification of teachers every 5 years, a stand we will support in connection with the new teachers' contract. We did not reach a specific conclusion with regard to other types of specialists to assist the classroom teachers.

4. With regard to special education funds, we ask that the budget be increased, or that funds deleted from other sources be applied to special education. This is because national estimates show that about 15 percent of the school-age population needs special education; the 1974 budget estimates just less than 11,000 enrolled in the programs or not even 10 percent. Many more children need to be enrolled in special education programs, and we would like to see Dr. Van Dyke have ample funding so that all who need can be enrolled.

On the other hand, we hope that you will insist that the proposed examination by the School Board of the entire special education conception and budget take place at once. The average cost in the present budget, $1,000 per child, does not really reflect the distribution of difficulties, the costs for types of difficulties, or the success of the programs. We further note that there are a number of private schools springing up to take care of the tuition-grant special education children at costs per individual in the No. 3,000 and up category. We think the tuition grant program should be thoroughly examined, though this will no doubt be impossible before this budget must be passed.

In the long run, the District stands to save greatly in operating costs in other departments such as the Corrections Department and the courts and the Human Resources Department by having an excellent special education program in the public schools based on early detection and thorough treatment.

5. As to career development or vocational education, we would like to see a substantial increase in the funds available to Dr. Cawein, through reprogramming with the school budget and reprograming from other District budgets.

At present, less than one-fifth of the senior students are enrolled in vocational programs. In the study of Federal programs for manpower services by the GAO, it was shown that in 1972, of the $23 million spent by the Federal Government for training programs, the public schools got only $2.5 million in 1972, and the situation is essentially the same in 1973. Furthermore, the proportion of District funds to Federal funds for vocational training in the public schools has dropped from a 5-to-1 ratio in 1960 to a 2-to-1 ratio at present, though 5 to 1 is still the national average.

The present very slight emphasis on vocational training in the public schools is caused in part by the composition of the CAMPS Advisory Committee which divides up the Federal money. On the committee, the public schools are represented, but so is the Washington Technical Institute, Federal City College, as well as UPO, Youth Opportunity Services, and other agencies which receive the grant money. The conflicts of interest are too numerous to mention. For instance, Mr. Barry, the head of the School Board, sits on the committee which gives Pride grants as well as the public schools.

We recommend that all of the funds for those under 18 be allocated to the public schools, and spent in a proper career development structure, with many schools open on a 12-month basis, especially the vocational high schools; we also recommend a large increase in the apprenticeship program. We recommend a complete reorganization of the CAMPS Board which allocates funds, so that conflicts of interest are eliminated.

If this were done, the figures below might be substantially altered:

The sum of $3,000 a year (present cost for vocational train less than one-half of those entering seventh grade finish high school; truancy rate of 25 percent; 10,000 juveniles on the criminal roles; and very high unemployment, welfare, and under employment figures.

Part of the money for vocational education should be found by reduced academic instruction. Academic instruction in the senior high schools costs about $800 a year.

6. We also ask that you insist that next year's school budget be presented on a school-by-school basis as well as in summary form.

THE WHITE HOUSE, *Washington, December 9, 1970.*

CHARLES CONRAD,
Executive Director, National Capital Planning Commission,
Washington, D.C.

DEAR MR. CONRAD: For some time the President has been concerned with ensuring an appropriate permanent location of the Washington Technical Institute. The institute has been doing an outstanding job of training District residents in a wide variety of vocational specialties. The institute has been temporarily housed at the old Bureau of Standards site south of Van Ness Street. This site, however, was earmarked by Public Law 90-553, an Interantional Center at which the State Department would sell sites to foreign nations for chanceries.

In order to resolve this problem, a task force of interested agencies has reviewed feasible alternatives for the location of both WTI and the International Center. Agreement has been reached that the WTI should locate its permanent campus on the north side of Van Ness as soon as possible. Achievement of this goal will require a staged transfer of WTI programs from their current location. This transfer will enable the State Department to begin development of the International Center in the relatively near future.

Implementing this staged transfer will require the cooperation of the Defense, Interior, and Commerce Departments which now have activities located on the north side of Van Ness to insure that these units are relocated as expeditiously as possible. I have asked General Services Administrator Kunzig to take the lead, working with the National Capital Planning Commission, to insure that the plan is carried out in a timely fashion by all concerned. The Office of Management and Budget will review budgetary aspects of the plan.

The President places great importance on the achievement of these goals and I know he can count on you meeting these objectives.

Sincerely,

JOHN D. EHRLICHMAN,
Assistant to the President
for Domestic Affairs.

Mr. NATCHER. Mrs. Hubbard, thank you very much. We want you and Mr. Ulmer to know that we appreciate your appearing before our committtee. You would be interested in reading the first section of the printed hearings.

Mr. ULMER. I will. You have been very patient.

Mr. NATCHER. Thank you.

Mr. ULMER. Thank you.

DISTRICT OF COLUMBIA BUDGET

WITNESS

MRS. ETHEL T. ELDRIDGE, CHAIRMAN, BUDGET COMMITTEE, NORTH MICHIGAN PARK CIVIC ASSOCIATION

Mr. NATCHER. Our next witness is Mrs. Ethel Eldridge.

Come around, Mrs. Eldridge. Mrs. Eldridge is the chairman of the North Michigan Park Civic Association and wants to speak to us on the District of Columbia Budget.

Mrs. ELDRIDGE. My name is Ethel T. Eldridge, chairman, budget committee, North Michigan Park Civic Association.

Mr. Chairman and committee members, we are pleased to appear before your subcommittee to offer some views on the 1974 budget for the District of Columbia.

We will take the items that we consider of most importance to our area.

EDUCATION

Each year the per pupil expenditure has increased, yet the pupil achievement level does not indicate significant improvement. Has anyone ever considered proof of the relationship between less money and increased money? There should be submitted with the budget request, a report on the progress of pupils through the use of increased funds. We do not deny that more money is needed for the unique school population in the District; however, better control must be exercised over its expenditure.

When you consider the budget, do you take in to consideration all the money resources that filter into the schools? Some schools have raffles, operate food concessions, conduct weekly fund raising projects under the name of securing extra funds to purchase nonbudgetary items. These resources can net the system with a few million additional dollars that are never accounted for or closely checked. I know one school brings in literally about a quarter of a million dollars. Someone needs to investigate this additional money that comes into the school and yet visible usage is not evident.

We would like to see enough funds to provide for the retraining of teachers, provision of adequate clerical services where needed, secretaries for all building administrators (to relieve them of chores that a clerk, can do), special personnel to deal with serious and harmful problem children, enough supplies, books, and equipment for all children.

It is recommended that the personnel office of the school system be placed under the Civil Service Commission, in order to have a clearing house for all personnel. The waste of salaries brought about by the selection system is eating too much of the school personnel. Some administrators are so poorly prepared until they are costing the school system thousands of dollars, not only in their salaries, but in the supervision of poor staff and poor care of supplies and equipment.

I don't care what the kids do with it. They could tear it up and I could not care less. Not to mention not attempting to minimize the destruction of the school buildings. This cannot be corrected in the school system a fair and impartial agency, not connected with the system must eliminate the hiring of favorites with high salaries, who cannot produce. It is costing literally thousands of dollars.

Under crime, what I would like to see is a training program for the institutions. I guess the Board of Trade would not like to hear what I am saying, but I would like to see the prisoners come back into society with marketable skills and also with some money in their hands. I would like to see them have programs where they do learn how to repair shoes, do automobile mechanics, maybe train a few doctors and a few lawyers while they are in prison. In these skilled labor jobs I would like to see probably some stores in the city where people could bring their shoes to be repaired or a wig to be set, and the inmates would be paid a salary, a part of which should be kept in a bank account to subsidize them when they come out while they are looking for jobs, so that we won't have these repeaters. The penal institutions bother me quite a bit. I think if we would work on this, in conjunction with the schools, I think we would probably find that we would have less crime in the city. Some of the problems we have had have been because of that, I think because they don't have the training and when they come out they can't find a job.

Under welfare, I think those should be trained also, so they can come off the rolls, instead of feeling it is a right. They would work even in these projects as gardners, painters, fixing things up so that the Government wouldn't have to take all this money and charge all these taxes.

Under recreation we would really hope you would increase that budget, especially in our area. I came and begged for some money before and we finally got a recreation center out there.

We would like to see you get funds for the senior citizens for activities.

Under personal services, I would like to see more in the neighborhood services and specifically marriage license bureau. We don't have libraries in our area. We would like to have one where our kids could go and read books too.

This may not be too popular, but since the Mayor and the Superintendent of Schools, Police and Fire Chiefs, et certera, wear two hats, city and State officials, I realize a lot of people feel their salaries should be increased. Maybe we would get better services if they were. We would get people who are competent. Since they wear two hats we shouldn't consider them as city officials when we are considering their salaries because they are State and city officials.

Since I don't have too much time to go into further detail on this, I would like to thank you for permitting me to come in.

[The statement follows:]

My name is Ethel T. Eldridge, chairman, budget committee, North Michigan Park Civic Association.

Mr. Chairman and committee members, we are pleased to appear before your subcommittee to offer some views on the 1974 budget for the District of Columbia.

We will take the items that we consider of most importance to our area.

EDUCATION

Each year the per pupil expenditure has increased, yet the pupil achievement level does not indicate significant improvement. Has anyone ever considered proof of the relationship between less money and increased money? There should be submitted with the budget request, a report on the progress of pupils through the use of increased funds. We do not deny that more money is needed for the unique school population in the District, however better control must be exercised over its expenditure.

When you consider the budget, do you take into consideration all the money resources that filter into the schools? Some schools have raffles, operate food concessions, conduct weekly fundraising projects under the name of securing extra funds to purchase nonbudgetary items. These resources can net the system with a few million additional dollars that are never accounted for or closely checked. Someone needs to investigate this additional money that comes into the school and yet visible usage is not evident.

We would like to see enough funds to provide for the retraining of teachers, provision of adequate clerical services where needed, secretaries for all building administrators (to relieve them of chores that a clerk, can do), special personnel to deal with serious and harmful problem children, enough supplies, books and equipment for all children.

It is recommended that the personnel office of the school system be placed under the Civil Service Commission, in order to have a clearinghouse for all personnel. The waste of salaries brought about by the selection system is eating too much of the school budget. Some administrators are so poorly prepared until they are costing the school system thousands of dollars, not only in their salaries, but in the supervision of poor staff and poor care of supplies and equipment. Not to mention not attempting to minimize the destruction of the school buildings. This cannot be corrected in the school system, a fair and impartial agency, not connected with the system must eliminate the hiring of favorites with high salaries, who cannot produce.

CRIME

Although statistics indicate that crime has dropped, the home break-ins have increased. Poor education adds to the crime rate. The handling of inmates in penal institutions needs to be improved. These people are locked up in cages like animals and expected to act like humans. We make the following recommendations:

(1) That additional budget funds be provided to house prisoners according to their crimes.

(2) That funds be provided for extensive training programs for such skills as auto mechanics, shoe repairing, air-condition repairing, et cetera. The training for medical, legal, et cetera, fields should be provided. Prisoners should return to society with the training needs for employment.

(3) There should be stores or places of employment on the prison grounds, where these prisoners could work to earn a small trainee salary. For example, nonprisoners could collect shoes for repair, printing jobs, wig setting jobs, et cetera at locations all over the city. These items could be taken to the prison for them to work on. If trade complains, they could be given contracts to carry out this program. The fees would be lower and the inmates would be given an hourly salary. They could be required to save a certain percentage of their salary. This would give the inmates a sense of responsibility and provide funds, when released to tide them over until they are employed. This would reduce some of the crime rate for repeaters.

(4) Special centers should be provide for young offenders. The necessary adjustment resources personnel must be funded.

WELFARE

A program of work opportunities in their surroundings should be planned, in order to decrease the number of recipients. They could serve as gardenres, painters, floor waxers, seamstresses, et cetera.

RECREATION

We hope that more funds will be provided for an adult swimming pool in our area, enough staff personnel with funds for camping trips, tournment travels outside the city. Some of our children have gone astray. We implore you to increase our recreation facilities to provide for idle time activities.

SENIOR CITIZENS

Funds for activities and housing should be placed in the budget for these people.

PERSONAL SERVICES

More neighborhood services should be provided. There should be marriage license locations in other parts of the city, more driving permit installations, et cetera.

LIBRARIES

The city needs more libraries to accomodate the lack of reading opportunities in the home. We would like to have a library in our area. The budget should not be cut. The services and resources are too numerous to decrease, they should be expanded to provide information specialists for traveling for example.

Since the District of Columbia is unique, the Mayor and the Superintendent of Schools, Police and Fire Chiefs, et cetera, serve as city and State officials. We feel that their salaries should reflect this dual role, rather than comparing them with city officials.

Time does not permit the details desired for improving the budget requests.

This presentation may appear to deal with the human element rather than the dollars requested, however we feel that the powers that be must give consideration to this factor, since that is what the appropriations are used for.

Thank you again on behalf of our organization for permitting us to appear.

Mr. NATCHER. We appreciate your appearing at this time, Mrs. Eldridge. All of your statement will be inserted in the record.

OFFICE OF PLANNING AND MANAGEMENT

WITNESS

MISS CATHERINE McCARRON, MEMBER, EXECUTIVE COMMITTEE, DUPONT CIRCLE CITIZENS ASSOCIATION

Mr. NATCHER. Our next witness is Miss Catherine McCarron. You are representing the Dupont Circle Citizens Association. We will be pleased to hear from you.

Miss MCCARRON. Thank you, Mr. Chairman.

Thank you for permitting us to repeat again this year our plea for more responsible administration in the District Government.

Members of our association have tried many, many times in the past year to meet with the Mayor-Commissioner to discuss the serious problems in our community and with no success. The Mayor-Commissioner is constantly saying we must attract the middle class to the city, but he seems to do everything possible to discourage in-town living. We have problems of poorly planned traffic patterns. You may recall my complaint of last year concerning the rerouting of heavy traffic down narrow 21st Street resulting in four cracked window panes in my house.

I later found out the orders given were apparently so careless and callous that no change in traffic lights patterns were included. Had this been done, some control could have been exerted over the volume directed into the area at any one time. Our police have told us they can get no response from the Department of Highways and Traffic to appear and discuss the traffic problem at our local scout car meetings. Mr. Aries acts like a czar and seems to be above all criticism and owes no responsibility to the citizens.

The city seems to find R5B zoned districts—most of our low density housing is in this category—a fine "dumping ground" for half-way houses (there are 40 such places in the Dupont Circle Citizens Association's area) doctor's offices and clinics, rehabilitation centers and pseudo-religious communes with no occupancy permit. We have been unable to get members of the housing department into residential property to insure its sound condition though we have a housing code requiring minimum standards. We need a license officer at each police district office to be responsible for enforcing the laws of the District of Columbia in regard to licensed premises. Violations have multiplied to such an extent that properties become marginal and then obsolete.

Our city street cleaning situation in the Dupont Circle area, particularly east of Connecticut Avenue, is a disgrace. Last summer the residents of the 1600 block of 19th Street got a permit for a street party. While the block was vacated of cars, the residents got out with their push brooms to clear the debris that had not been touched since the previous fall. The alleys do not get sufficient and regular attention.

We particularly request you to eliminate appropriation for the Office of Planning and Management. This is an office created by the Mayor-Commissioner to duplicate (and ultimately to replace) the National Capital Planning Commission. This past year they have published a so-called West End Plan and are currently discussing a Dupont Circle Plan. The two would coincide to replace the current commercial and light industrial area (West End) with residential high-rise development and the current residential (Dupont Circle) with commercial. The final result would be to eliminate all the present owners in favor of the privileged, selected developers. No further increase in building height is needed at our presently designated subway stops. We already have C–3–B which permits 90 feet commercial structures. Dupont Circle is one of the very few neighborhoods so planned before the subway service was approved.

Gentlemen, some shifting of funds to eliminate planners, increase street cleaners, provide police license officers, more inspectors for licensed premises, and a careful appraisal of the quantity and quality of District employees would save the U.S. taxpayers millions of dollars.

Attached is a program from last year's Dupont Circle home tour, our fifth. This activity is designed to promote the restoration of our fine old houses and to provide the city with a stronger property tax base and a larger percentage of self-supporting residents. It is a slow but very rewarding and successful project. A similar project resulted in the total restoration of Georgetown and most of Capitol Hill.

I said it was slow, but this was typed before this article appeared in last night's Star, Lease on Life About the Cairo Hotel, a 78-year-old structure that Inland Steel is doing. The reporter says, "Rehabilitation of the Cairo Hotel. A 79-year-old, 13-story derelict that broods

over a fast-improving neighborhood of Dupont Circle". Many don't see the forest for the trees, but he calls it fast improving. Everything I have said in here is the truth. We cannot get to him.

Mr. NATCHER. Miss McCarron, we want to thank you for appearing before our committee, and let me say this to you. This is a good statement. You have made an excellent statement. I just remarked while you were reading this statement you too, Miss McCarron, would like to get a copy of the hearings and read what I said to the Commissioner. This good looking gentleman who sits on my right here will see that you get a copy, if you contact him. You read in there what I said to him about some of these things.

Miss MCCARRON. We have lived in our house for 53 years. My parents bought it when I was an infant. That gives my age away. We have four 80 year-olds in that block. It is that kind of a neighborhood, but east of us going towards the center of the city, it got a lot rougher. It took Georgetown maybe 35 years to come back totally. Capital Hill, as the gentleman before me, said they had their 16th tour this year and it is just amazing. Of course the housing shortage has accelerated it but that is what we are trying to do if we could get some cooperation.

Mr. NATCHER. You get a copy of the hearings and read what I have said. Thank you very much.

Miss MCCARRON. You are welcome.

GEORGETOWN LIBRARY SERVICES

WITNESS

CHARLES J. CLINTON, REPRESENTING BURLEITH CITIZENS ASSOCIATION

Mr. NATCHER. Our next witnesses are Mr. Charles J. Clinton and Mr. Charles Perry.

Mr. CLINTON. Mr. Perry will not be here, Mr. Chairman.

Mr. NATCHER. Mr. Clinton, we will be pleased to hear from you on the public library. How do you like this new central library, Mr. Clinton?

Mr. CLINTON. We like that in itself very much, but we feel on the other end of it as a neighborhood, we are losing out in terms of our services at the branch library.

Mr. NATCHER. Go right ahead. We will be pleased to listen to you.

Mr. CLINTON. I first gave you two maps to help you graphically understand for whom I am speaking, directly for the people involved with Neighborhood Planning Council 6 and all the youth programs operated by District funds in Neighborhood Planning Council 6. I am also speaking directly for the citizens of Burleith, an area contiguous with Georgetown Library.

I would simply like to say that we do not want any reduction in the services at the eGorgetown Library, particularly in terms of children's staffing and books. Secondly, if there must be a change, we would very much appreciate an opportunity to react in public to that projected or proposed change. That is simply my message. We would rather keep the services at their present level, but if there must be a change, we

would at least like an opportunity to react or respond to what Dr. Byam is suggesting needs to be done. I have given you copies of letters that have been written to the Director of the library system, by the schools involved in our neighborhood, Fillmore and Hyde, one of the nearby churches, St. Lukes on Wisconsin Avenue and by Mrs. Biester, president of the Georgetown Education Council, so I am also speaking for them although indirectly.

Mr. NATCHER. We appreciate your appearing before our committee at this time.

Mr. CLINTON. Thank you.

[Statement of Charles J. Clinton follows:]

To: Members of the Subcommittee of the Committee on Appropriations, House of Representatives, for the District of Columbia.
From: Charles J. Clinton, representing BCA and NPC6.
Re Georgetown Library services.

The purpose of testifying before this subcommittee is to underline two concerns regarding the Georgetown Library:

1. We of the surrounding neighborhoods depend heavily upon the branch and hope that it can be maintained at its present level of service, especially in regard to the children's section and staff;

2. If the library system intends to make reductions in services provided at our local library, we then request an opportunity to react as a community in a public session to such changes.

The particular reasons for this dual concern include these points:

1. Within several blocks of the library are Hyde and Fillmore Elementary Schools, Gordon Junior High, and Western High Schools, all of whom depend upon the branch.

(*a*) Hyde and Fillmore both operate intercultural enrichment programs that utilize greatly the services of the branch's childrens' librarian, and

(*b*) Gordon, starting in the fall, will be the site for a federally funded remedial reading program that intends to depend heavily upon the neighboring library for its functioning.

2. The branch can well serve as a locus for improving relationships between the local children attending the above schools and the other children who are bused into the neighborhood for schooling (the ratio is approximately 25 percent white, 75 percent black).

3. The library draws additional traffic, particularly on weekends, because of its proximity to Dumbarton Oaks and Montrose Park.

4. Citizen support is extensive for the continuation of present levels of service in the children's library, much wider, in fact, that just NPC6 and BCA:

(*a*) Fillmore School principal, pastor of nearby St. Luke's Church, Georgetown Education Council president, Fillmore PTA president.

(*b*) At least on neighborhood petition with, so far, 300 signatures.

Dr. MILTON BYAM,
Director, District of Columbia Public Library,
Washington, D.C.

DEAR DR. BYAM: The Fillmore School considers it a privilege to have such a fine library branch as exists at the Georgetown Library. I must commend the activities and personal attitude of your children's librarian, Mrs. Beaver, as she has initiated programs providing intercultural exchange between our students. Our school is approximately 75 percent black and from Anacostia, and access to the Georgetown branch during the school year is important for our black students to get to know the Georgetown community.

We are looking forward to federally financed reading programs to be held at Gordon Junior High, and hopefully the Georgetown Library will play an important role in supporting one of the District of Columbia's greatest needs, to improve the reading skills of all our students.

Therefore, I would like to request your kind consideration in maintaining the present level of service at the Georgetown branch and certainly not the curtailment of activities of children of elementary age.

My best wishes.

Sincerely,

BETTY BROOKS,
Principal, Fillmore Elementary School.

ST. LUKE'S LUTHERAN CHURCH.

Dr. MILTON BYAM,
Director, District of Columbia Public Library,
Washington, D.C.

DEAR DR. BYAM: The Georgetown Library branch, as you know, plays an integral role in our community. Many community leaders, including the principals of the area schools, are looking forward to greater exchange and interaction between our branch and the public schools, during the coming school year. As Gordon Junior High, which is three blocks from the library, is to have a federally financed reading center to improve the skills of all students, it is hoped the library will continue its present service and not curtail its activities and especially not the children's room. The latter point of the children's room is especially important as 80 percent of the children attending the two elementary schools within walking distance of the library are from Anacostia, and the library represents an opportunity for black students to know the Georgetown community beyond the walls of their individual schools. Likewise it permits an exchange between whites of all ages and our black students, hopefully leading to a better intercultural exchange.

Thank you for your kind consideration.

Sincerely,

DANIEL PIEROTTI.

GEORGETOWN EDUCATIONAL COUNCIL,
May 11, 1973.

Dr. MILTON BYAM,
Director, District of Columbia Public Library,
Washington, D.C.

DEAR DR. BYAM: I would like to write on behalf of the Georgetown Educational Council in order to request your kind consideration in maintaining the present level of service at the Georgetown Library. This branch library has served our elementary schools very well this past spring as both Hyde and Fillmore Schools have intercultural exchange programs which permit interaction between black and white students after school and beyond the confines of the school walls. Both schools represent the highest ratios of black/white students in the District of Columbia, thus providing an excellent resource for purposes of true integration.

At the start of the new school year in September a reading learning center will be established at Gordon Junior High to improve the skills of all students in the sixth, seventh, and ninth grades, and it is hoped that the Georgetown Library will aid in this effort. The only assistance really needed is a fully operative branch, a library which permits our students from Anacostia to know the Georgetown community beyond the walls of the school and at the same time bring true exchanges among the citizens of our area and our students.

Thank you for your consideration.

Sincerely,

MRS. ELIZABETH EDESTER,
President.

FILLMORE PTA,
May 11, 1973.

Dr. MILTON BYAM,
Director, District of Columbia Public Library,
Washington, D.C.

DEAR DR. BYAM: I would like to express the community's deep appreciation for the initiatives and willingness of Mrs. Beaver, children's librarian at the Georgetown branch to interact with our schools in the area. She has provided excellent support directly to the children as well as advising members of the faculties of the schools regarding new activities for the fall.

The elementary schools in the Georgetown area are Hyde and Fillmore, 75 percent of whose student bodies are from Anacostia and both these schools are conducting intercultural enrichment programs both during and after school to support exchanges between black and white children. In fact the community has locally raised money to pay the expense of additional bus service after school to permit our Anacostia children to participate in the intercultural exchange. It is this program which Mrs. Beaver has so eagerly aided and we look forward to her continued participation.

In September, with the new school year, there will be learning centers established at Gordon Junior High, which is three blocks from the library. These are intended to improve the reading skills of students in the sixth, seventh, and ninth grades. Funds will be coming from the Federal Government based on a proposal which was solely developed by parents of all the schools and locales which feed students into Western and Wilson High Schools. It is hoped and desired by the community that this program will be aided by the library system this year. In fact the aid may be no more than a continuance of full service at the Georgetown Library, thus permitting your staff to aid efforts to imporve the interest and skills of all children in reading.

My best wishes.

Sincerely,

CHARLES L. PERRY.

MAY 11, 1973.

Dr. MILTON BYAM,
Director, District of Columbia Public Library,
Washington, D.C.

DEAR DR. BYAM: The Neighborhood Planning Council No. 6 would like to urge you to consider continuing the present service at the Georgetown Library branch. As you know, the community is very supportive of this service and wishes it to continue. The Hyde and Fillmore elementary schools in our area have, this spring, received excellent support from the children's librarian and it is understood that in the fall, learning centers, stressing reading, will be established at Gordon Junior High School which is approximately three blocks from the branch. These latter reasons are foremost in our minds in continuing the present service and not wishing it to be curtailed at any point.

The schools mentioned have a student body which represents the most completely integrated situation with the District of Columbia and the library serves as an excellent site for our black students to know the Georgetown community beyond the walls of the school. We must encourage a greater exchange between black and white students and citizens and hopefully the library will remain foremost in bringing true intercultural exchange among our citizens.

Sincerely,

CHARLES CLINTON,
Chairman N.P.C. 6.

BURLEITH CITIZENS ASSOCIATION,
May 15, 1973.

Dr. MILTON BYAM,
Director, District of Columbia Library System,
Washington, D.C.

DEAR MR. BYAM: As a result of a resolution passed at last night's meeting of the Burleith Citizen's Association, we respectfully ask you—

to keep the Georgetown branch of the library system operating at its present level, particularly with respect to its children's services; and

to provide the neighborhood an opportunity to have input into any proposed reduction of these services before it is actually implemented.

We appreciate your hard work as director of the entire system and hope that together we can provide the best possible services for the citizens of Burleith.

Thank you for your time in considering this request.

MARIE VAN HISE,
Outgoing President, BCA.

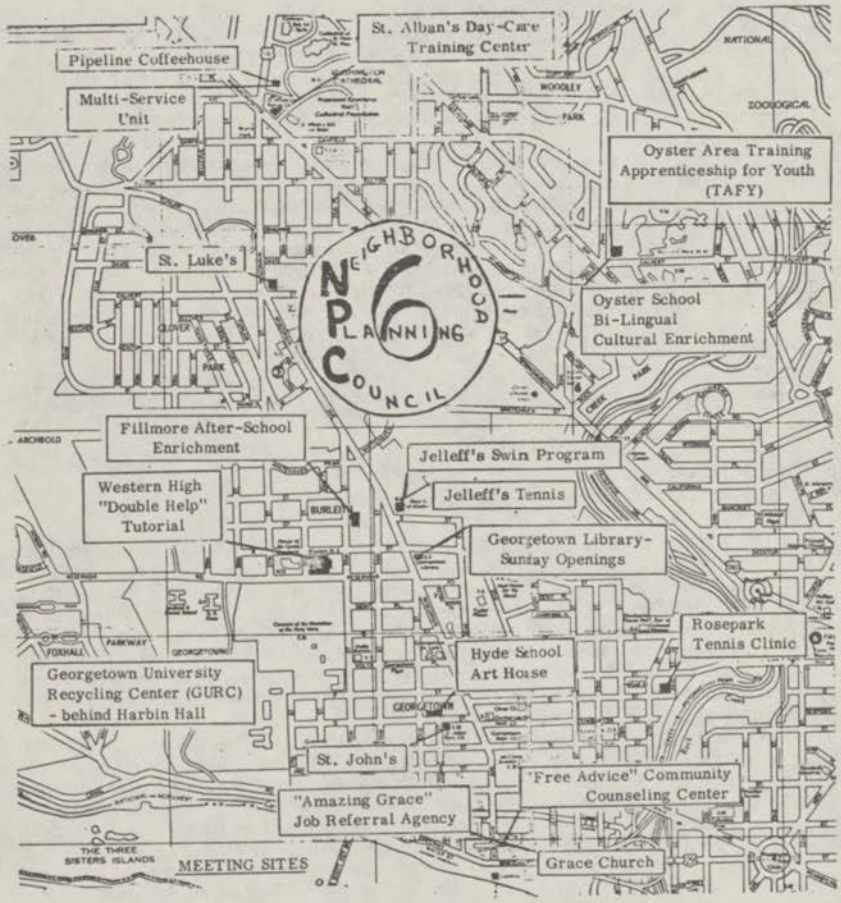

Oct. 2 - Pipeline

Nov. 6 - Rosepark

Dec. 4 - Grace Church

Jan. 8 - Western High

Feb. 5 - Georgetown U.

Mar. 5 - St. Luke's

Apr. 2 - Oyster School

May 7 - Fillmore School

June 4 - Hyde School

July 9 - Pipeline

Aug. 6 - St. John's

Sept. 9 - St. Luke's

NPC 6 Multi-Service Unit
St. Alban's Guild Hall
Mass & Wisc Aves. NW 20007
phone: 686-1997

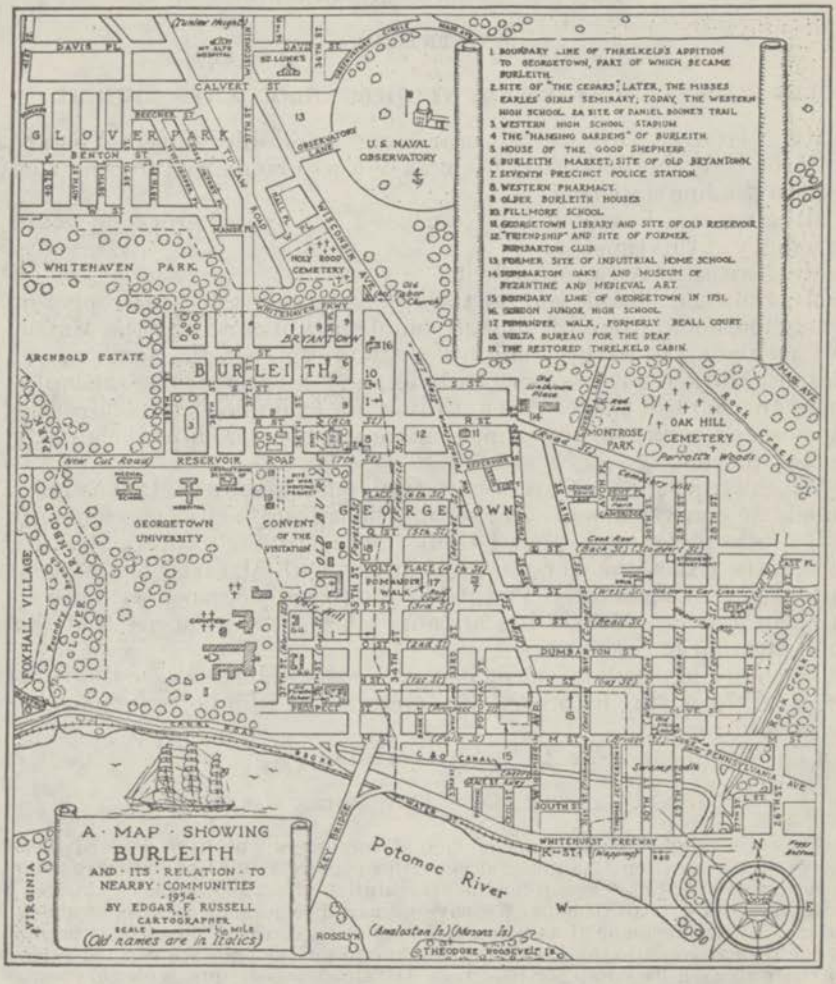
1. BOUNDARY LINE OF THRELKELD'S APPITION TO GEORGETOWN, PART OF WHICH BECAME BURLEITH.
2. SITE OF "THE CEDARS," LATER, THE MISSES EARLES' GIRLS SEMINARY; TODAY, THE WESTERN HIGH SCHOOL. 2A SITE OF DANIEL BOONE'S TRAIL.
3. WESTERN HIGH SCHOOL STADIUM.
4. THE "HANGING GARDENS" OF BURLEITH.
5. HOUSE OF THE GOOD SHEPHERD.
6. BURLEITH MARKET; SITE OF OLD BRYANTOWN.
7. SEVENTH PRECINCT POLICE STATION.
8. WESTERN PHARMACY.
9. OLDER BURLEITH HOUSES.
10. FILLMORE SCHOOL.
11. GEORGETOWN LIBRARY AND SITE OF OLD RESERVOIR.
12. "FRIENDSHIP" AND SITE OF FORMER DUMBARTON CLUB.
13. FORMER SITE OF INDUSTRIAL HOME SCHOOL.
14. DUMBARTON OAKS AND MUSEUM OF BYZANTINE AND MEDIEVAL ART.
15. BOUNDARY LINE OF GEORGETOWN IN 1751.
16. GORDON JUNIOR HIGH SCHOOL.
17. POMANDER WALK, FORMERLY BEALL COURT.
18. VOLTA BUREAU FOR THE DEAF.
19. THE RESTORED THRELKELD CABIN.
A · MAP · SHOWING
BURLEITH
AND · ITS · RELATION · TO
NEARBY · COMMUNITIES
1954
BY EDGAR F. RUSSELL
CARTOGRAPHER
SCALE 1/8 MILE
(Old names are in Italics)
GLOVER PARK
WHITEHAVEN PARK
ARCHBOLD ESTATE
BURLEITH
GEORGETOWN
OAK HILL CEMETERY
MONTROSE PARK
GEORGETOWN UNIVERSITY
CONVENT OF THE VISITATION
FOXHALL VILLAGE
VIRGINIA
Potomac River
U.S. NAVAL OBSERVATORY
WHITEHURST FREEWAY
ROSSLYN
(Analostan Is.)
(Mason's Is.)
THEODORE ROOSEVELT I.
DAVIS PL.
CALVERT ST.
BENTON ST.
MANSION PL.
HOLY ROOD CEMETERY
RESERVOIR ROAD
(New Cut Road)
(Old Cut Road)
BRYANT CEMETERY
POMANDER WALK
VOLTA PLACE
DUMBARTON ST.
SOUTH ST.
K ST.
M ST.
R ST.
35TH ST.
36TH ST.
37TH ST.
38TH ST.
39TH ST.
WISCONSIN AVE.
MASS. AVE.
Rock Creek
Parkway
Tidal Basin
C & O CANAL
KEY BRIDGE
TIDAL BASIN
N
W
E

WITNESS

ROLIN SIDWELL, CHAIRMAN, NEIGHBORHOOD ARTS COUNCIL

Mr. NATCHER. Next we will hear from Mr. Rolin Sidwell. You are with the Neighborhood Arts Council. We will be pleased to hear you. You have a fine statement.

Mr. SIDWELL. I made it short because I anticipated everyone would be hungry at this time.

Mr. NATCHER. We appreciate it.

Mr. SIDWELL. Thank you for the opportunity to appear. I represent a neighborhood group of unpaid volunteers appointed by the Mayor. We are trying to set up a cultural activity center in the north end of Eastern Market, but it is practically impossible to do because the building is in such bad shape. When it rains, for example, it runs down the outside and runs over the paint that we put up, and chips the already patchy plaster.

We can't get money to restore it from outside sources. If it is renovated, we can get money, and set up the cultural activities center. It will create several jobs, but I think it is a mistake to overemphasize the contract that the city government has with Mr. Glasgow because he will be leaving shortly. The group of citizens concerned with restoration of Eastern Market has already taken steps to insure that this kind of situation won't recur.

The building needs attention badly. We would like to have it operating by 1975, 1 year before the Bicentennial. It is important that it be renovated for us.

[The statement of Mr. Rolin Sidwell follows:]

RESTORATION MONEY FOR EASTERN MARKET

We are a neighborhood group of unpaid volunteers who have devoted themselves to the creation of a cultural activities center. A third of the market has been turned over to the group for the presentation of art shows, plays, children's programs and arts workshops. We have managed to present these programs at intervals without financial assistance. However, our greatest obstacle at present is the dismal condition of the building. To cite an example, we painted a part of the wall as a backdrop for paintings. It rained, the gutters, which no longer leak because they do not exist in sections, poured out water, pieces of the already patchy plaster fell off. The trees growing out the wall, whose roots periodically disengage bricks, continued to grow. Another problem is the lack of heat which limits us to summer programs when interest from the community has indicated the need for a year round operation.

I think it a mistake to overemphasize the bad deal the city government has with Mr. Glasgow. Mr. Glasgow's contract expires soon. The Group of Citizens Concerned with the Restoration of Eastern Market has already taken steps to insure that this kind of situation will not be repeated.

The building needs attention badly. We would like to have a fully operating cultural activities center by 1975. Our task will be practically impossible without extensive renovation. $280,000 is too little, but it will do the most necessary work.

Cordially,

ROLIN SIDWELL,
Chairman, Neighborhood Arts Council, Area Five.

Mr. NATCHER. Mr. Sidwell, we appreciate your appearing. You can rest assured we are going to give this matter every consideration. Are you acquainted, Mr. Sidwell, with the Georgetown Market? Do you know about that?

Mr. SIDWELL. Yes.

Mr. NATCHER. Do you know about the Western Market?

Mr. SIDWELL. No, I don't.

Mr. NATCHER. I was just wondering if you knew about either one of those.

Mr. SIDWELL. Just vaguely.

Mr. NATCHER. Thank you.

EASTERN MARKET RENOVATION

WITNESS

BERNARD NEHRING, PRESIDENT, MARKET ROW ON CAPITOL HILL ASSOCIATION

Mr. NATCHER. Our next witness is Mr. Bernard Nehring. We will be glad to hear from you. You are president of the Market Row on Capitol Hill Association. We will be pleased to hear from you.

Mr. NEHRING. I want to thank you. I don't have a prepared statement. I just wanted to expand a little bit on the previous statement and probably amend an item or two. I represent the Market Row Association, which is an association of businessmen who operate in the stores and buildings adjacent to the Eastern Market. I originally opened a store there in 1966. I was the first one of the new stores to open there. I took a building and renovated it completely and opened a store. Very quickly, several other shops followed, such as women's clothing stores, antique stores, kitchen supplies, children's clothing, until at the present time all the shops are now filled and are operating successfully.

The buildings had been run down, but private initiative and private funds have restored, or at least improved, practically all the buildings that are adjacent to the Eastern Market.

I think in my statement I mentioned 32 businesses. There are actually 43 businesses that are immediately adjacent to the market and in the market. I am sure that, of these, at least three quarters of them, that is 30 businesses, would go out of existence entirely if the market should disappear.

Mr. NATCHER. Could you send us a list of those?

Mr. NEHRING. Yes, I could.

Mr. NATCHER. Could you see that we get that list?

Mr. NEHRING. Yes, I could.

Mr. NATCHER. We would appreciate it.

Mr. NEHRING. I can send it to you.

Mr. NATCHER. Just mail it to me at the Rayburn Building.

Mr. MCEWEN. It might be interesting to find out what those businesses turn into the city in sales tax.

Mr. NATCHER. Any information along that line would be of assistance to us.

Mr. NEHRING. Of course, the market is definitely rundown, and we, who operate businesses there, have begun to be ashamed of seeing the market right in the center of all these nice buildings.

Mr. NATCHER. Mr. Nehring, one thing that concerns us is the amount of the request—$275,000—which is before the committee. The matching Federal grant, as I understand it, from Interior, would be in the same amount, $275,000. What would this amount do for the Eastern Market building?

Mr. NEHRING. It would do quite a bit.

Mr. NATCHER. Do you really think it would do something nice for it as a building?

Mr. NEHRING. Oh, yes. Of course the worst part of the building is its exterior. You could do an awful lot with the exterior of the building for that.

Mr. NATCHER. That is $550,000. All right, go right ahead.

Mr. NEHRING. That is about all I have to say.

Mr. NATCHER. We appreciate your appearing. We are going to insert your letter in the record and also the letter from the Capitol Hill Action Group.

[The information follows:]

DEAR CHAIRMAN AND MEMBERS: Market Row Association represents the merchants who operate businesses in the buildings adjacent to the Eastern Market. There are some 30 businesses which would not exist in this three-block area were it not for the operation of the Eastern Market. This shows that the market is the focal point of a thriving commercial community, patronized not only by the people in the area, but, because of its unique atmosphere and personal services, by people from the entire metropolitan area. The Metro stop, now under construction, is called "Eastern Market," attesting to its importance and assuring that it will become more widely known in the city.

As it stands now, the building itself is badly in need of repair and restoration. Windows are broken, paint is peeling off the trim, gutters are broken or nonexistent, and trees and grass are growing from between the bricks, thereby assuring the more rapid deterioration of the structure. A building which is such an important economic asset to the city should not be allowed to deteriorate in such a fashion. The market contributes a great deal of money to the District in the sales taxes, income taxes, personal property taxes, and other business taxes which are paid not only by the operators of the stalls within the market, but also by the businesses which exist adjacent to the building. If the market were restored and repaired, we are sure business would increase to such an extent that it would largely offset any expense the District may go through to put the building in good condition.

Private initiative has restored most of the buildings adjacent to the market, and has made of the area a thriving commercial community. We hope the city will now do its share.

Yours sincerely,

BERNARD R. NEHRING,
President.

CAPITOL HILL ACTION GROUP,
Washington, D.C., April 26, 1973.

To the Chairman and Members, Subcommittee on District Appropriations:

The Eastern Market is the focus of the Capitol Hill community, serving the needs of all its residents, rich and poor, bringing them together every week to meet, shop, eat, talk, and mingle freely. It is a unique community resource, the last community market in the city, and we on the Hill are proud of it. The structure itself, however, though well designed for its purpose, has been allowed to deteriorate and badly needs repairs, especially to the north end.

The Capitol Hill action group, dedicated to preserving the racial, social, and economic diversity of our neighborhood, voted at its last meeting to urge Congress to support the District government's effort to restore the structure using matching grant funds. Saving the Eastern Market will benefit all the people, black and white, rich and poor, who live on Capitol Hill.

Sincerely yours,

WARDLAW HAMILTON,
President.

PREPARED STATEMENTS

Mr. NATCHER. I believe that concludes the hearings for the outside witnesses. This also concludes the hearings on the District of Columbia budget for fiscal year 1974.

Before the committee adjourns, we will insert the following written statements in the record:

[The statements follow:]

EASTERN MARKET

STATEMENT OF SARAH G. SHRINER

BRIDGETON, N.C.,
May 18, 1973.

HON. GEORGE MAHON,
Chairman, Committee on Appropriations, U.S. House of Representatives, Washington, D.C.

Attention: Mr. Earl C. Silsby, Staff Assistant to the Subcommittee on District of Columbia Appropriations.

DEAR CONGRESSMAN MAHON: As of May 15, I received notice of my scheduled appearance before your subcommittee at 11:45 a.m., Friday, May 18, as a witness to speak in behalf of funds for Eastern Market to be contained in Washington's proposed fiscal year 1974 budget. This notice was forwarded to me here in North Carolina from my Washington, D.C. residence at 23 Second St., NE.

I am sorry I have been unable to be present to give oral testimony before the House Subcommittee on District of Columbia Appropriations. I am in North Carolina for an indefinite visit.

As of May 16, I spoke with Mr. Earl C. Silsby, staff assistant to the subcommittee, via long distance. He canceled my appearance but said I might submit a brief statement for the record in lieu of oral testimony, and, also, the entire history of Eastern Market, from which I will have taken some of the statement, the former to be incorporated into the hearing record, the latter for the subcommittee files.

This history was researched and written by me in 1971, especially because of Eastern Market's 100th anniversary. It was running by installments in the Capitol Hill Spectator, until that newspaper ceased to be.

However, this history of Eastern Market which I am submitting to you for file, from which the brief is mostly taken, is the complete article as it would have appeared in the Capitol Hill Spectator had it continued as the community newspaper and finished what it had already begun.

Admittedly, it is long, the history, past and "living present" interspersed with general incidents, observations, thoughts and reactions. But, if committee members have time to read this "living history of Eastern Market" in its entirety I think they will find many reasons for the appropriation of sufficient funds to restore as necessary and to continue for many years to come the splendid public service of this grand, old friend of the people of Washington—Capitol Hill's very own Eastern Market.

I herewith submit both a brief, which is in lieu of my oral testimony, for your hearing records and copy of the complete "living history of Eastern Market."

Thank you most kindly for permitting me this testimony.

Sincerely yours,

SARA G. SHRINER.

P.S.—I am a member of the Capitol Hill Restoration Society. Also, I am a resident of Capitol Hill. My address there is: 23 Second Street NE. My phone is: 546-4900.

Enclosures:

(1) Five page brief of testimony for the hearing record.

(2) Complete "living history of Eastern Market" from which some of the brief was taken. This in two sections: First part, Eastern Market Interior. Second part, Eastern Market curbside or exterior.

[NOTE.—The material in enclosure No. 2 was furnished for the use of the committee.]

A brief on Eastern Market in behalf of appropriations for its restoration and continuance. This is for the hearing record, in lieu of the oral testimony of Sara G. Shriner before the Subcommittee on District of Columbia Appropriations, Friday, May 18, 1973.

Eastern Market (located on Capitol Hill at 7th Street and North Carolina Avenue SE.), has a heart—a great, big, warm and welcoming one—just now beating with the pulse of spring, as vibrant as any youth, despite the fact it has recently celebrated its 100th anniversary, plagued by the Capitol Hill Restoration Society on April 17, 1971, honoring it and its time—a century of service to the Capitol Hill community and to areas far beyond in Maryland and Virginia.

Eastern Market, the land for it having been purchased by the District of Columbia government in the 1800's, is a wonderful, independent establishment, selling most everything from country ham and eggs, to sassafras roots and spring pussywillows.

Peopled with 50 or more merchants and farmers, doing business in stalls and behind stands, each is a little family enterprise all its own. Buying and selling is everywhere—amidst bustle and chatter and dedication to the old-fashioned commodity of work—and love.

Eastern Market is housed in a charming old 19th century building, erected some 10 years, before the U.S. Capitol was finished. It is the last big retail farmers' market in the District, having survived, though precariously, while K Street, O Street. Center and other markets fell before adversity and so-called progress.

Years ago the District of Columbia government had set up a series of public markets for the people—each with its own market master. This special service was under The Department of Weights and Measures and Markets, District of Columbia. In my history, I have the complete wording of a permit issued in 1906 to a farmer for his curbside space—cost of which was 10 cents per day.

The building is unique in structure, having a steel beam roof, covered with a slate roof—a disappearing item in today's construction. It is drawn together with steel struts—not built anymore. The brick walls are 2 feet thick. The slab stone foundation is 3 feet thick.

At present, the basement is a storage area, but it was once used for community gatherings and as a shooting range.

The market building is 700 feet long, 90 feet wide and 70 feet high. The windows around the top sides are early American commercial type, circular cut—a kind no longer manufactured.

These factors alone make Eastern Market a treasure house of construction history, to say nothing of its human attributes. Of these I will speak later.

Eastern Market was placed on The National Register of Historic Places May 27, 1971. This register is maintained by The National Park Service.

In 1971, as a feature writer for The Capitol Hill Spectator, a community newspaper, I researched and wrote "The Living History of Eastern Market," telling of those merchants and farmers, both of the interior under-roof part of the big, old rambling structure and the exterior curbside area along Seventh Street, which, to me, is as a long country lane.

I term my trips to Eastern Market, "My Saturday Vacation"—a time when, with my shopping cart, I walk seven blocks to 7th and North Carolina SE., from my home near the U.S. Capitol, and seven blocks back, laden with the bounties of the good earth's yield. I have gone for a dozen farm-fresh eggs. I return with lettuce, collard greens, yam potatoes, Irish potatoes, dandelions, spring onions, a whole chicken, Virginia cured ham, roe shad, shrimp, lean bacon, whole boiled hominy, Swiss cheese, new lima beans, big 3-pound tomatoes, beautiful flowers in season, and a head of cabbage, many of these being fresh, home-grown products from gardens and farms of the District of Columbia, Maryland, and Virginia areas. These are the tradesmen whom I call "Friends".

Each man and woman is "keeper of his stall," cherishing his precious heritage of independence in this competitive world of trade—that independence, in this age of supermarket anonymity, allowing him to meet, and, with personal attention, wait upon the needs of his customers, knowing many by name and, in turn, being known by name.

The years of 1964 and 1965 were crucial times for Eastern. With the market about to be put up for auction when merchants' leases would have run out in 1965, a city official said, "The best use for the Eastern Market site probably would be a huge supermarket center with plenty of parking."

It almost went the way of so many of Washington's independent enterprises and old landmarks. But many there were who battled to save Eastern Market

against what was termed, "a deadweight of indifference among several agencies and other august bodies which control public affairs." It was said that, "if it failed, both of the House and all the Commissioners' men can never put Eastern Market together again."

But local folk, strengthened through their civic organizations, among which was The Capitol Hill Restoration Society, made concerted drives to keep Eastern Market from the auction block. Other groups, individuals, committees and newspapers joined the cause and, against great odds, they all succeeded in their desire for the continuation of Eastern Market with its unique charm, historic prestige, and friendly service.

Though I would not wish Eastern Market changed in any respect as to its structure and the warm friendliness of its farmer-merchants, there is definite need for restoration of some areas of the interior and exterior of the building—for strengthening its outside shed roofs, for general cleaning of materials, including the brick from which it is made, and for selective overhauling.

At present, the North End, formerly used for storage of District of Columbia motor work—vehicles, is empty and much desired as a place for community gatherings, workshops, organizational meetings, and as a program area for activities such as art shows and concerts.

Hence, there is much need that Eastern Market be included in the budget as being determined by the House Subcommittee on District of Columbia Appropriations and that it receive adequate funds for its present restoration as a market and for its expansion for other community needs; also that these appropriations will be sufficient to give it a very long and useful life.

This I would ask for Eastern Market, where the attentiveness to a homemaker's needs by merchants and farmers alike makes her a customer of distinction, and where, after her purchases of the good earth's fruitful yield, she and her family can anticipate a table laden with the freshness of produce of the season.

Meanwhile, the entire clan can take a "Saturday Vacation" at Eastern Market and just perhaps hear the triumphant crow of that big red rooster sitting upon the old horse trough near the curbside as the family walks down the long country lane.

District of Columbia Budget

Federation of Citizens Associations
of the District of Columbia,
December 26, 1972.

Hon. William H. Natcher,
Chairman, House Appropriations Subcommittee for the District of Columbia, House of Representatives, Washington, D.C.

Dear Mr. Natcher: The enclosed document dated December 18 concerns the Report of the Commission on the Organization of the Government of the District of Columbia. Included in this paper are pertinent resolutions of the Federation of Citizens Associations of the District of Columbia, as unanimously approved at the Federation's regular meeting of December 14.

We request that this material be included in the record for consideration.

Sincerely yours,

Adelene M. Bickerdyke,
Secretary.

December 18, 1972.

Whereas the report of the Commission on the Organization of the Government of the District of Columbia (Nelsen Commission) recommends that a Municipal Planning Office be established in the Office of the Mayor-Commissioner, and

Whereas the Nelsen Commission also recommends that those parts of the planning functions of the National Capital Planning Commission which pertain to municipal as opposed to Federal interests be transferred from the NCPC to the proposed Municipal Planning Office, and

Whereas the Nelsen Commission also recommends that the Zoning Commission of the District of Columbia be abolished and its authority and functions transferred to the proposed Municipal Planning Office and the District of Columbia Council, and

Whereas there is no provision in the Nelsen Commission report for the establishment and supervision of enforcement of a comprehensive plan for the District of Columbia, and

Whereas the distinction between "Federal" and "local" planning functions is wholly artificial and unsuited to the unique nature of the District of Columbia as the National Capital, and

Whereas the recommendation for a division of authority between the NCPC and the proposed Municipal Planning Office appears to violate good management practice in that it would result in further fragmentation of authority over planning, decisionmaking, and policy execution among Federal and local bodies, and

Whereas the Federation has consulted a former Chairman of the NCPC who is also an outstanding pioneer city planner in this matter, and he has advised that the proposed change in planning "fails to provide for the adoption of an official city plan, with specific provisions for procedure," and further that—

"Either there is an official city plan which is respected and followed, or growth is not directed. Only a City Plan Commission composed of truly well-qualified citizens and public officials responsible for municipal functions affected by the plan will have proper respect and acceptance. The powers and duties of the NCPC should be more fully defined and strengthened as provided in the Standard City Planning Enabling Act, not weakened, or placed in the hands of any individual.

"The development and growth of a city should be a consistent long-range undertaking, not subject to change with each turnover of public officials every few years. Only by a [City Plan] Commission with members whose terms overlap will there be steady, firm adherence to a plan. As time goes by, some changes will be necessary. But frequent change and turnover by changing administrators soon produces a haphazard procedure."

Now, therefore, the Federation of Citizens Associations of the District of Columbia at its meeting of December 14, 1972 hereby resolves, That:

1. The Federation asserts that all planning for the District of Columbia should be centered in a single agency which is organized to provide continuity of policy regardless of changes in the District of Columbia administration.

2. The Federation opposes the proposal for a Municipal Planning Office in the Office of the Mayor-Commissioner and the transfer to such new Office of the municipal planning functions of the NCPC.

3. The Federation recommends that the responsibility of the National Capital Planning Commission be enlarged and its authority strengthened, and that the Chairman of the District of Columbia City Council and at least two additional citizen representatives who are residents of the District of Columbia, be added to the membership of the NCPC.

4. The Federation recommends that the preparation of the comprehensive plan for the District of Columbia should remain the responsibility of the NCPC and that the adequacy of the NCPC staff be reviewed to insure that such plan and any changes thereto can be prepared and issued on a timely basis and with provision for citizen participation. The Federation further recommends that procedures for approval of the comprehensive plan and any changes in the plan also be reviewed to assure that adequate coordination with the Mayor-Commissioner and the Chairman of the D.C. City Council has been accomplished prior to the final approval of the plan.

5. Copies of this resolution be sent to the following: The President, Chairmen of the Senate and House District Committees, Chairmen of the Senate and House Appropriations Committee and of the D.C. Appropriations Subcommittees, the Chairman of the Commission on the Organization of the Government of the District of Columbia, the Mayor-Commissioner, the Chairman and Vice Chairman of the D.C. City Council, and the Chairman and Executive Director of the National Capital Planning Commission.

Public Library

North Cleveland Park Citizens Association,
Washington, D.C., May 14, 1973.

Hon. William H. Natcher,
Chairman, Subcommittee on Appropriations for the District of Columbia, U.S. House of Representatives, Washington, D.C.

Dear Mr. Chairman: Many citizens of our area are concerned because funds to maintain the library system were not in the District budget presented to the Congress. We are faced with a serious cutback in the service the library

system provide our children and ourselves, and more specifically are concerned with effects upon the Tenley branch.

What is planned is elimination of the second floor children's library, and the consolidation of this collection with the first floor adult collection. This will make less books available for the browsing that produces good readers; it will make the library a less hospitable place for children and adults, as they confront each other over the natural noises that are the right of children in an attractive environment.

For Janney and Hearst public schools and St. Ann's Catholic school, the situation is more critical. Janney and Hearst have small collections in the school. Janney has no librarian; Hearst has one for 2 days a week. Both schools, and St. Ann's entirely, are dependent on the Tenley Library to create book readers of our children.

There is a special commitment to the Janney School which is being violated. The site for the Tenley Library was obtained by reducing the Janney playground. There was a pledge that what was reduced in outdoor space was replaced by a special cultural environment. Many present parents were children at Janney then. What was pledged to them is to be denied to their children.

We do not seek special privilege. Other libraries are to be similarly consolidated. We urge that the cost of maintaining all children's libraries be restored to the library appropriation. This was denied by the Mayor and the OMB and required these changes. Only your committee can help in this matter.

We request that this letter be included in the records of the committee hearings. We would also appreciate being informed when the library budget is considered by your committee.

Sincerely yours,

MARK S. BEAUBIEN, M.D.,
President.

EASTERN MARKET

STATEMENT OF HON. GILBERT GUDE, A REPRESENTATIVE IN CONGRESS FROM THE STATE OF MARYLAND

CONGRESS OF THE UNITED STATES,
HOUSE OF REPRESENTATIVES,
Washington, D.C., May 17, 1973.

Hon. WILLIAM H. NATCHER,
Chairman, District of Columbia subcommittee,
House Appropriations Committee.

DEAR MR. CHAIRMAN: The renovation of the old Eastern Market, for which funds are sought in the proposed budget for the District of Columbia, is important to many of us who believe that the old delights of urban life must be preserved and augmented.

Many in the Capitol Hill area, and many Congressmen and their families, enjoy seeing this market and trying some of the delightful foods, some of which bring back memories of family kitchens and the friendly shopping trips of the days before the domination of the supermarket.

I hope you will consider favorably the capital improvement item for the market. As background on the market, here is some material developed at the time the market was given a plaque marking the 100th aniversary, April 1971, of the acquisition of the property for construction of the market:

"Eastern Market is a rectanguler structure located in Southeast Washington bounded by North Carolina Avenue on the north, Seventh Street on the east and C Street on the south. It was completed in 1873. An addition to the north part of the market was built in 1908.

'Initially there were 85 stalls which rented for $3.75 a month each. In later years, the addition was closed and the space used for storage by the District of Columbia Department of Highways and Traffic.

"In 1963, occupancy of the market changed when 15 merchants, forced to relocate from the Center City Fish Market at Fifth and K Streets NW., formed the Cen-East Cooperative and moved in Eastern Market. Now almost all available space in the market has been leased with the exception of about 2,000 square feet which is used for storage purposes.

Historic Eastern Market stall owners on April 27, 1971, participated in a plaquing ceremony sponsored by the Capitol Hill Restoration Society on the 100th anniversary of the acquisition of the land on which Eastern Market was erected in 1873.

"Making remarks were Mayor-Commissioner Walter Washington, who has bought meat and vegetables at the market for years; Rep. Gilbert Gude, R–Md., whose father and uncle had sold flowers there years ago; Richard Westbrook, Landmark Coordinator, National Capital Planning Commission with introductions by Lawrence A. Monaco, Jr., Prseident of the CHRS, Robert Cantrell, Executive Assistant to Mayor Washington, and Jessie Stearns Buscher, Chairman of the historic event who strived for years to preserve the market.

"The U.S. Marine Band provided the music.

"A framed paper plaque was hung near Mrs. Boone's famous lunchroom at the north end of the market. A bronze plaque will be placed in the outside wall when renovation takes place.

"The wording:

"THE EASTERN MARKET

"In commemoration of the One Hundredth aniversary of the acquisition of the land on which the market was erected and the continued use of the market as a building serving and benefiting Capitol Hill and the Washington, D.C., metropolitan area. Capitol Hill Restoration Society, April 27, 1971."

Thank you.

Sincerely,

GILBERT GUDE.

PUBLIC SCHOOLS

STATEMENT BY MRS. WILLIAM C. BAISINGER, NATIONAL PTA REGION II VICE PRESIDENT, IN SUPPORT OF ADEQUATE APPROPRIATIONS FOR DISTRICT OF COLUMBIA SCHOOLS

On behalf of the National PTA and its more than 8 million members in 50 States, the District of Columbia and the European Congress of American Parents and Teachers, we appreciate this opportunity to express our concern for the children and youth of our Nation's Captial. We strongly urge the Federal Government to provide adequate funds for school and community services in the District of Columbia.

The National PTA supports self-government and elected representation in Congress for the District of Columbia. We would hope that soon it will no longer be necessary for us to appear before this committee. However, until such time that residents of the District enjoy the full rights of citizenship as do their fellow countrymen, we shall continue to speak out in their behalf.

We would urge this committee to make education a high priority in the District budget. The school budget before you can scarcely be described as adequate. It falls short of the needs and aspirations of the Board of Education and the community.

Furthermore, the recent decision by this committee to refuse to release all of the authorized funds for the Federal payment to the District of Columbia because it will receive moneys through general revenue sharing is, in our opinion, unfortunate. Once again, the District is to be treated differently. "Strings" have been put on its revenue sharing funds. It is not unfair to assume that the funds required by the schools will necessarily be reduced as a result of this action.

Looking at specific programs in the proposed budget, we are deeply disturbed that funds for early childhood education and improved kindergarten programs are so woefully inadequate. We believe that early childhood education can help a child overcome many of the learning handicaps his family's economic status inflicts upon him, and might well spell the difference between a future productive citizen or a dropout.

We would urge that the Congress initiate action to provide public moneys for school shoes for needy children. For many years the District of Columbia Congress of Parents and Teachers, supported primarily by the United Givers Fund and the Health and Welfare Council, has provided shoes and rubbers to make it possible for children and youth to attend school every day. The budget for the PTA shoe and rubber program has grown from $25,000 to $50,000 in just 3 years Still, the District of Columbia PTA is not able to meet all the needs and must restrict a family to two new pairs of shoes per semester. How many of our current school dropouts were pushed out because they had no shoes we cannot say for sure, but certainly there were many. Much juvenile delinquency and school truancy could be eliminated if children were adequately clothed and shod.

The problem of providing shoes for needy schoolchildren is an urgent one. The Health and Welfare Council has threatened to cut off funding because it believes providing children with shoes to attend school which is compulsory is a public responsibility and should be supported by public funds. We ask that you give this matter your considered attention. The cost of the program today raises serious doubt as to whether volunteers can continue to maintain it.

The recent *Waddy* decision declared that the practice of excluding handicapped children and children with behavior problems from public education without providing both alternative forms of school and adequate hearing and review procedures is unconstitutional. Obviously this decision, with which we concur, has increased the demands on the school system. The success of the schools in meeting the requirements of the *Waddy* decision will depend upon their willingness to adapt and change program plans. The decision also requires additional funds to make it possible to give every child an educational program to meet his special needs. We urge your favorable consideration.

We call your attention to the drastic cuts in the cultural arts programs. We are distressed by this action of the Board of Education. The PTA believes that the arts are an integral part of the educational program—not frills. For many children experiences in the creative arts are the only satisfactions and successes they attain in their school life. Nor can we minimize the importance of the arts as a tool in the development of the skills of communication and language.

In conclusion, the National PTA is aware that money is tight these days. And we appreciate the need to reduce spending. Cuts are necessary—even in a school budget. Nevertheless, we believe it is imperative that we provide every child with an educational program truly designed to meet his special needs. This is not only humane, it is also the best way for a community to produce a responsible and productive citizenry. Our democracy will survive to the degree our citizenry is educated.

We thank you for this opportunity to share our views with you.

Recreation

Wheatley Playground Community Building and Site Development

Statement of Mount Olivet Heights Citizens Association, Inc.,
May 21, 1973.

The Honorable William H. Natcher, chairman, and distinguished members of the House of Representatives Appropriations Committee, District of Columbia Subcommittee, my name is George A. Boyd, president of the Mount Olivet Heights Citizens Association. My testimony is in support of the multipurpose center as requested in the District of Columbia fiscal 1974 budget, and in behalf of all residents of the Trinidad community.

Background.—Trinidad is physically a pleasant community. This area is clearly delineated by the major streets which serve as its borders: Florida Avenue on the south, West Virginia on the west, Mount Olivet on the north, and Bladensburg Road on the east. In addition, major city parks and institutions all but surround it; the Mount Olivet Cemetery on the north, Gallaudet College to the west, and the National Arboretum to the northeast.

Also, Trinidad is mainly a residental area. The general land use of the total land area of 189.5 acres in percentages is as follows: 74.4 residential, 5.1 commercial, 8.5 institutional, 4.8 open space, 3.2 vacant land, 0.8 others, and 3.2 parking. It has a total population of about 13,000 with the majority of the people under the age of 30 years.

The community is good and fairly stable; however, there is evidence or signs of progressive deterioration. It is quite evident that improvements in the physical structures, particularly recreational facilities, must be made to change the threats to Trinidad "stability" and to maintain the goals of area residents to have a wholesome community. Since physical facilities are subject to deterioration and obsolescence just as a function of time, necessarily, to meet the rising living standards and changing life styles, improvements and adjustments must be continuously made. Consequently, a stable community is one which is able to secure the types and level of investments—public and private—which are needed.

Some efforts have been to alleviate some of Trindad's physical problems. For example, the District of Columbia recently implemented a code enforcement program that improved housing, the general condtions of streets, sidewalks, and alleys. Although these improvements have been made, the lack of community

facilities add to another crucial problem of changing social characteristics in our community; change in the proportion of home ownership; population income mix, age distribution and mix, etc.

Recreational needs.—Trindad has long been a community of extremely poor and inadequate recreational facilities. In fact, it has only one such facility and it is too small for any organized group, but can merely serve a a place for equipment storage. This problem has long been recognized by both the residents and the D.C. Department of Recreation, however, it is regretful to say that very little has been done to improve the facilities.

Over 15 years ago, the District of Columbia Recreation Department purchased and demolished many good homes in Trinidad to provide some urgently needed recreational space. Since that time little or nothing has been done to the site and it remains undeveloped. This has not only denied area residents of recreational services, but has become another blighted site in the area by merely serving as a trash deposit.

About 3 years ago the area residents did a comprehensive study on the total needs of the community in regards to the limited amount of open space. The residents concluded the study with a recommendation to the D.C. Department of Recreation to review its proposal for the construction of a multipurpose center on the site of the 1200 block of Morse Street, NE. The center is to include a gymnasium meeting rooms, day care facility, branch library, game rooms, skating rink, etc. The D.C. Department of Recreation studied the proposal and met with the area residents to finalize the proposal. The department completed the necessary steps to get an architect to draw up the plans for the center with residents approval. The plan has been completed and is now ready for construction, hopefully it will begin in July of 1973. Your support is needed to make our dream a reality.

We strongly believe that this multipurpose center will have a great impact on our community as follows:

(1) Help stabliize the community;

(2) Provide badly needed facility to render numerous services that local residents can't afford, but are essential to create a wholesome environment;

(3) Reduce crime by providing supervised activities that will motivate the residents to be constructive rather than destructive, particularly our youth;

(4) Develop community pride that is essential to maintain a viable community;

(5) Reduce the cost of living for area residents by taking our youth off the streets, which will result in a reduction in vandalism;

(6) Give residents a common meeting place to exchange ideas, and getting more residents involved in building a better community;

(7) It will serve all age groups;

(8) Give residents respect and confidence in both the District and Federal Governments;

(9) Reduce juvenile delinquency;

(10) Give hope to the underprivileged;

(11) Help area organizations to find hidden talent and skills of local residents and put them into use;

(12) Removing a blighted site in the community;

(13) Help save our greatest resource from destruction, our youth.

Since crime is a major concern of all of us, every possible effort must be made to reduce it. We believe that most individuals are basically good, but become destructive for the lack of attention, or have nothing better to do. Also, we believe that our youth can best be served with properly supervised activities. Further, we believe that it is more economical to provide these activities that will prevent crime than to build jails to house criminals and then attempt to rehabilitate them.

On behalf of all residents of the Trinidad community, I would like to express my sincere appreciation for the opportunity to testify before your committee We strongly urge you to give us your support to finance the multipurpose center, and we assure you we will have a better community. In closing, we only ask a wholesome environment to raise our children, and we will develop men and women that will take their rightful place in our society.

Respectfully yours,

GEORGE A. BOYD, *President.*
LEWIS E. LINDSEY,
Corresponding Secretary.

Human Resources

Statement of Family and Child Services of Washington, D.C.

Statement on the Department of Human Resources Budget

Family and child services is the largest private family service agency in the city and has worked with the families and children of Washington for 90 years. We welcome the opportunity to submit a statement to the committee presenting views on the human resources budget.

Located in the inner city, we are concerned with families, children, and the elderly whose needs are similar to those for whom the Department of Human Resources has responsibility. Approximately 92 percent of our clients are from minority groups—2 percent Spanish and 90 percent black, the great majority of them of low income. Programs administered under license, contract or purchase of service agreements for the Department and for other public agencies include:

1. Group foster homes (25 under contract—funded by DHR).
2. Foster care for emotionally disturbed children (21 homes—funded by DHR and a foundation).
3. Foster day care (UPO contract to support WCEP).
4. Two large multiservice senior citizen centers (funded by DHR and Model Cities)
5. Adoption services (licensed by DHR).

We would like to address ourself primarily to two areas—services to the aging and to children—in which we feel our experience could be helpful. Programs to meet needs in these areas are in our view both inadequate and fragmentary. It is urgent that the Department expedite the development of comprehensive long-range programs before the situation deteriorates further. No doubt the committee noted in the budget summary that although the total population of the city continues to decline, there were sharp increases in the elderly and school age groups.

Programs for the aging

We commend the proposals to increase staffing at D.C. Village so that 100 unused beds can be opened, to provide more busing for cultural and recreational outings, to improve the city's ambulance service, and to provide for some real property tax relief.

But much more needs to be done.

The agency's two senior citizen centers, which have proved themselves most effective in providing comprehensive servcies, have recently had their funds seriously reduced. In one center, the budget was reduced from $418,000 to $252,000, which required a radical cut in the very important homemaker service. The nutrition program will be continued but at a reduced level.

There is an immediate, critical need for many more extended and personal care facilities and foster homes for the aging, plus the whole range of protective and supportive services, such as easy and realistic access to nutritious and appropriate meals, homemaker services, et cetera. The Department of Human Resources has an overwhelming backlog of applications from chronically ill people at or below the poverty level, who need placement in personal care homes. Not only are there far too few licensed personal care homes, but also there is an additional problem. The operators of personal care homes are loathe to take patients who need total care when such patients need subsidizing from DHR, as the top payment is only $300. They regard this as inadequate.

A basic element in the effectiveness of programs for the elderly is that the programs be truly comprehensive and that specific needs of the elderly be immediately identified and acted on. A major weakness at present is that too often the aging fall between programs and do not receive the care and counseling they need. Requests for ambulance services are not answered or responses are too long delayed. There is no systematic provision for seeing that patients discharged from hospitals have an appropriate place to go.

Two examples will point out the desperate need for services to senior citizens:

First, a lady in her 70's, on public assistance, discharged from D.C. General Hospital, was recently found by her caseworker alone and helpless, without assistance for more than 24 hours, unfed and unattended. The caseworker, because the woman was not acutely ill, could not get her readmitted to D.C. General, and so could not get a city ambulance. Eventually, a private ambulance took her to a private hospital. This resolution of such a frightening, degrading episode could have been avoided with adequate homemaker care or a city convalescent home.

Second, a somewhat similar situation. An elderly lady, not acutely ill but unable to care for herself, had homemaker care service 5 days a week, but having no relatives was without help on weekends. Because of the city's limited public facilities and great shortage of beds, this lady had to endure neglect and inadequate care every weekend for 3 months before gaining admission to a private nursing home in Maryland.

Programs for children

There is a similar need for an expanded and comprehensive program of services for children, which should provide for appropriate and immediate identification of individuals and their problems and the development of a full range of choice for appropriate remedies and care.

Among the needs of children are those for emergency shelters and for planned long-time care. At present, there is only one emergency shelter with a capacity for 25 children and an emergency foster care program. These should be expanded. For long-term care for children for whom traditional foster care is not appropriate, special programs of care for the disturbed child, peer group homes, and adoption programs should be increased. At the very minimum, resources formerly assigned to Junior Village should be reallocated to these programs.

We again recommend that the Department and the committee support legislation authorizing subsidized adoption. Representative Gilbert Gude has introduced a bill authorizing such a program for the District of Columbia. Subsidized adoption in some form now exists in 22 States. Public officials in those States with substantial experience in subsidized adoption are convinced that this will not increase costs for child care but, in the long run, will actually reduce costs to the taxpayer. The States of New York, Illinois, and California have been particularly active in carrying out such a program.

We commend the Department's stated interest in prevention of serious difficulties by early identification of problems through working with the schools. A few years ago, the school system funded such a program, with a residential component, in cooperation with the Shaw Junior High School, which was administered by our agency. In our opinion, it proved to be most successful, but unfortunately funds to expand or even continue such a program were not approved.

Public assistance and welfare reform

We are, of course, vitally interested in effective, realistic, and humane welfare reform and in the paramount importance of an adequate level of public assistance benefits.

We believe much higher priority should be given to raising the level of basic benefits to decent realistic levels. In view of continued inflation, 90 percent of February 1970 costs to maintain a family at 1973 and 1974 prices is simply not enough.

Day care

We favor the expansion of day care facilities to meet real needs, and we recognize the obligation to comply with the purposes of the Talmadge amendment and other related Federal legislation. We would urge the committee, however, to scrutinize carefully the very heavy emphasis on day care in this budget, particularly with regard to the availability and efficacy of job training programs, and the availability of jobs which will provide an adequate standard of living. This involves the question of determining realistic and appropriate priorities within a total budget of limited resources.

General

We agree strongly with the need to constantly reexamine administrative organization, procedures, and delivery systems to meet changing conditions and new technologies in order to achieve maximum effectiveness. We, therefore, favor in principle many of the Department's proposals to simplify and streamline procedures and organization; to unify intake, referral, and payments among other services; to decentralize services; to apply the team approach; to place emphasis on the need for better tracking and followup systems, early intervention, and individual attention throughout the whole process from dependance and inability to cope to either independence or appropriate treatment or remedy. We believe that automatic data processing can do much to achieve these objectives. A computer system can help in identifying, properly diagnosing, and keeping track of the status of an individual's or family's problems, treatment, and progress. One important example is in the case of children for whom adoption should be considered.

But in the search for efficiency and decentralization, the virtues of specialized skills developed only in concentrated practice should not be lost. Protective services for children face such hazard if due regard is not given to the unique expertise required.

The important element is to provide a comprehensive program which will truly meet all needs and eliminate existing fragmentary, often conflicting, and incomplete services.

Human Resources

Statement of the Hospital Council of the National Capital Area, Inc.

Hospital Council
of the National Capital Area, Inc.,
Washington, D.C., May 29, 1973.

Hon. William H. Natcher,
Chairman, Subcommittee on District of Columbia,
U.S. Capitol, Washington, D.C.

Dear Congressman Natcher: The medical charities program was initiated by the District of Columbia government for the purchase of hospital and clinical care from the community hospitals for those indigent and medically indigent individuals who met the eligibility standards for welfare and other similar programs.

The issue facing this program is simply that of inadequacy of funding which has all but eliminated the community hospital's ability to continue to participate. The unique interrelationship of this program to the emergency service transportation, emergency room status, the services to the poor and the application of program funds has been studied in detail by the "Commission on the Organization of the Government of the District of Columbia." Its resolution has been included as a Commission recommendation under chapter IX, No. IX–8.

For many years, the District Committee has provided for the reimbursement for hospital inpatient and clinic care in relationship to an established maximum per diem, this figure established many years ago at $38 per day for inpatients and $6 a visit for the emergency room and clinic. These rates represented only a portion of the actual costs at the time they were put into effect and as now grossly insufficient to underwrite the actual costs of care for patients under the charity program. With the advent, however, of title XVIII medicare legislation, the Federal Government did establish a reimbursement format for similar purchases of care. This reimbursement formula was further applied to the Social Security Act under title XIX (medicaid program) which is currently in effect in the District of Columbia.

Therefore, a "charity" patient being provided care under the Federal Government's reimbursement formula for titles XVIII and XIX of the Social Security Act, which incidently applies to all hospitals throughout the Nation, would provide for reimbursement to hospitals on the basis of the reimbursable cost formula and a charity patient receiving care under the District of Columbia cost formula would provide reimbursement based upon a maximum of $38.

There are several very important aspects of the role of private hospitals in providing charity care that need to be understood and elaborated upon:

1. The hospitals in the District of Columbia have historically provided substantial amounts of unreimbursed care and have done so to the limit of their economic ability.

2. The ability of these hospitals to continue to practice has become substantially reduced and will cease as the source of income to pay for such care continues to diminish.

3. The underfinancing of care to the recipients of the District of Columbia medical charities program is a major contributing factor to the reduced ability of hospitals to continue under this program.

4. The economic stabilization program (phase III) is affecting markedly hospitals' ability to function. Hospitals remain as one of three industries under price and wage limitations which eliminate the previous opportunity to perform charity services in accordance with the unlimited community charitable service needs. Throughout the country as well as within the District of Columbia, phase III has made it impossible to continue such contractual relationships as the District of Columbia is offering the local hospitals. The Cost of Living Council has permitted the costs of food, supplies, and services which the hospital must purchase to increase on an uncontrolled basis but

will not permit the hospital to increase its charges beyond 6 percent. Attached as exhibit III is a report of a sample survey made nationwide indicating the magnitude of price increases which hospitals are required to meet.

This discriminatory program of economic control is resulting in real hardship for hospitals but, even more importantly, the public will suffer because of it. Because hospitals' ability to provide care to the poor is being eliminated; unemployment is being increased, important classifications of highly skilled personnel will be lost to other industries that remain uncontrolled, and the quality of patient care will be reduced.

We wish to emphasize that the situation objected above is not a fanciful one. Attached as exhibit II is a public statement made by the largest hospital in the District setting forth the necessity of its reducing its services to the community. The factors which have caused this action by the Washington Hospital Center will apply with equal force to all other hospitals in the District and will, without doubt, result in similar courses of action. Recent news reports of the critical financial situation facing George Washington University and Georgetown University in respect to their medical teaching programs cannot help but reflect a growing inability to provide care to charity patients.

In order to provide the committee with the magnitude of the financial program associated with underfinancing of the District of Columbia medical charities program we have attached exhibit I. In this exhibit, we have portrayed the costs that would have been reimbursed to the hospitals participating in this program if they had been reimbursed on the basis of the reimbursable cost formula used under the medicaid program. Thus the exhibit shows the resulting dollar losses suffered by hospitals that participated in the District of Columbia medical charities program. We have indicated the breakdown of costs for inpatient care, outpatient care, emergency visits, and baby day care. Finally, the exhibit shows that the participating hospitals suffered a loss of $4,351,275 for this past fiscal year.

The $4,351,275 loss figure is an indication of the increased costs that would be borne by the District government by reimbursing hosptials on the basis of their reasonable costs under the title XIX (medicaid) program.

It is our urgent hope that the committee will take necessary action within the fiscal 1974 District budget to insure the justified increased funding for hospital care under the District of Clumbia medical charities program on the same basis that the Federal Government is utilizing to purchase services under the medicare, medicaid, and child health programs. We request that this statement be made part of the committee's hearings. Please advise if we can be of any further assistance.

Sincerely yours,

WILLIAM M. BUCHER,
Executive Vice President and Director.

Attachments: (1) Program Loss Experience—exhibit I; (2) Washington Hospital Center—May 22, 1973, letter—exhibit II; and (3) National Survey of Cost Increases—exhibit III.

EXHIBIT I—PAST FISCAL YEAR EXPERIENCE IN D.C. MEDICAL CHARITIES PROGRAM

INPATIENT DAY COST EXPERIENCE

Hospitals	Medicaid cost	Number of days	Dollar losses at $38 reimbursement
Columbia	$108.00	638	$44,660
Freedmen's	142.82	13,789	1,445,363
Hadley Memorial	109.23	200	14,246
George Washington	108.08	3,000	210,210
Georgetown	143.81	1,995	211,090
Providence	96.67	3,127	183,461
Rogers Memorial	78.36	2,424	97,833
Washington Hospital Center	112.47	9,778	728,168
Total		34,951	2,935,031

OUTPATIENT CLINIC VISIT EXPERIENCE

Hospitals	Medicaid cost	Number of visits	Dollar losses at $6 reimbursement
Columbia	$34.85	1,016	$29,312
Freedmen's	30.17	14,232	343,987
Hadley Memorial	21.38	200	3,076
George Washington	45.03	500	19,515
Georgetown	31.60	5,174	132,454
Providence	30.44	4,095	100,082
Rogers Memorial	19.70	4,598	62,993
Washington Hospital Center	35.65	10,879	322,562
Total		40,694	1,013,981

EMERGENCY ROOM VISITS EXPERIENCE

Freedmen's	$13.51	3,840	$28,838
Hadley Memorial	51.00	400	18,000
George Washington	45.03	7,000	273,210
Georgetown	31.60	334	8,550
Providence	26.47	1,563	31,995
Total		13,137	360,593

[1] Indicates hospital which does not separate outpatient clinic visits and emergency room visits.

BABY INPATIENT DAY COST EXPERIENCE

Hospitals	Medicaid cost	Number of days	Dollar losses at $10 reimbursement
Columbia	$48.38	138	$5,296
Freedmen's	42.33	848	27,416
Georgetown	62.38	103	5,395
Providence	64.81	65	7,563
Total		1,154	41,670

Total losses due to District of Columbia medical charities program reimbursement rates

Columbia	$79,268
Freedmen's	1,845,604
Hadley Memorial	35,322
George Washington	502,935
Georgetown	357,489
Providence	319,101
Rogers Memorial	160,826
Washington Hospital Center	1,050,730
Total	4,351,275

EXHIBIT II

WASHINGTON HOSPITAL CENTER,
Washington, D.C. May 22, 1973.

Hon. WALTER E. WASHINGTON,
Mayor-Commissioner of the District of Columbia,
Washington, D.C.

DEAR MAYOR WASHINGTON: This is to inform you that the Washington Hospital Center has, effective May 21, 1973, implemented a program designed to restrict enrollments in our outpatient department. We are limiting all new enrollments in the outpatient department to those patients who have medicare or medicaid, or who live within a geographic area bounded by S Street NW. on the south, Rock Creek Park on the west, Madison Street NW. on the north, and North Capitol Street on the east. Other patients coming to the Washington Hospital Center seeking to enroll in our outpatient department will be referred elsewhere for treatment. These restrictions will also apply to patients seeking followup care after treatment in our emergency department. We anticipate this action will affect 30,000 patients annually.

The reasons for these restrictions relate to the current financial crisis of the hospital and its inability to continue to support the charity program it has provided to the community since it opened its doors in 1958. Annual charity losses in the outpatient department exceeds $1 million per year. These losses, plus additional charity losses of $1.5 million on inpatients have created serious and growing deficits for the Hospital Center.

A substantial portion of these losses are due to the continued inadequacies in the reimbursement formula of the D.C. Medical Charities Program. As you know, the hospitals in the District of Columbia have protested for a number of years that the current reimbursement, $38 per inpatient day and $6 per outpatient visit, is grossly inadequate when compared to the cost of rendering services to patients. By comparison, surrounding suburban counties fund care for the medically indigent at full cost. Loss absorbed by the Hospital Center in providing inpatient and outpatient services to D.C. Medical Charities contract patients approximately $1 million annually.

The hospital's current medical charities contract expires June 30. It is anticipated that, unless reimbursement formulas are changed to reimburse this hospital at full cost for the care of this patients, our Board will be forced to consider not renewing our contract on July 1, 1973.

To compound our difficulties, the imposition of phase III of the economic stabilization program has made it impossible for the hospital center to overcharge private paying patients to support the cost of continuing charity care at our past levels. Phase III constraints tightly control the amount of increase in rates that a hospital may establish and, in our case, will not provide us an opportunity to increase our rates to patients as would be necessary if this device were to be used to allow the hospital to continuet osubsidize the cost of charity care.

We regret the necessity to have taken this action, and the Washington Hospital Center's long tradition of community service is one that we would like to maintain. However, a hospital facing bankruptcy growing out of continued charity losses and the inability to exercise adjustments because of Federal restraints, must face implementing restrictions in these areas or be in a position of not being able to provide services to anyone.

We wish to make you aware of what steps we have taken and ask your cooperation in helping the Washington Hospital Center seek relief from the Congress to enable this hospital to provide the services to the community that we wish to provide and that the community desperately needs.

Sincerely,

SAMUEL SCRIVENER, Jr.,
President.

R. M. LOUGHERY.
Administrator.

EXHIBIT III

APPENDIX

SURVEY OF PRICE INCREASES FOR GOODS AND SERVICES PURCHASED BY HOSPITALS, BETWEEN JAN. 11 AND FEB. 28, 1973

(Conducted by the American Hospital Association)

Price increase since Jan. 11, 1973, for nonsalary items purchased by hospitals

ALABAMA

Item	*Percent increase*
Medical supplies:	
Sutures	5
Surgical scissors	1
Foley catheter	1
Food items:	
Cube steak	23
Boneless stew meat	23
Lean ground beef	24
Chuck roast	15
Boneless top round	23
Cubed pork steak	13
Pork loins	11
Fresh pork hocks	11
Bacon—thick sliced	3
Fryer chicken	68
Food items—Continued	
Sliced American cheese	6
Pork sausage	16
Beef knuckles	29
Turkey	12
Bread	4
Milk	10
Buttermilk	11
Skim milk	29
Half and half	2
Gelatin	8
Salmon	17
Pecan pieces	18
Tea	12
Cornstarch	2

CALIFORNIA

Item	*Percent increase*
Medical supplies:	
Heart valves	9
Surgical instruments	9
Kidney stone filters	14
X-ray developer	8
X-ray fixer	8
Food items:	
Drinking water	14
Applesauce	12
Baked apples	10
Apple juice	22
Apricot nectar	18
Frozen asparagus	24
Green beans	8
Wax beans	16
Sliced beets	25
Blackberries	42
Blueberries	6
Frozen carrots	35
Cherries	12
Corn	10
Mayonnaise	6
Hi-gluten flour	18
Fruit cocktail	7
Juice	15
Halibut	18
Mushroom soup	7
Mushrooms	6
Food items—Continued	
Olives	36
Orange segments	11
Pears	23
Pear nectar	25
Sliced peaches	6
Pickles	6
Plums	15
Raisins	92
Primex shortening	11
Maple syrup	11
Tea	9
Tomato sauce	6
Veal	8
Vegetable soup	6
Stew meat	10
Roast beef	18
Top sirloin	7
Lamb	9
Corned beef	38
Apples	73
Oranges	6
Carrots	78
Lettuce	33
Potatoes	6
Onions	32
Tomatoes	68

CONNECTICUT

Item	Percent increase
Medical supplies:	
Rayon balls	5
Bandaid strip	6
Bandaid patches	14
Sanitary belts	5
Razor blades	5
Nitrous oxide	5
Sterile obs. cotton	7
Heavy drainage pad	5
5 x 9 combine pads	5
4 x 4 Radiopaque sponge	4
2 x 2 plain sponges	5
EEG chart paper	6
3½ x 18 Basswood splint	13
6 oz dressing spray	12
30 x 30 sterile wrap brown	5
40 x 40 sterile wrap brown	8
½ x 36 penrose drainage	3
⅝ x 36 penrose drainage	5
11 x 4 X-ray film	1
14 x 17 X-ray film	1
Surgical face mask	43
Surgical gowns	10
Disposable leg bags	25
Band, roll	7
Bedpan-fracture	8
Adult feeding tube	18
Marsan belts	33
Urinary drainage	5
Sutures	5
Food items:	
Wheatina	5
Farina	10
Corn starch	8
Confectionery sugar	8
Tiny onions	9
Crabmeat	17
Applesauce	10
Fruit cocktail	6
Pear halves	13
Prunes	14
Peach halves	19
Beets sliced	17
Tomatoes with juice	11
Diet apricot halves	31
Tomato paste	4
Food items—Continued	
Pork chops, center cut	38
Top round	14
Strip loin's	9
Ham, imported	21
White meat tuna	15
Large olives	28
Pureed peas	15
Diet applesauce	26
Coffee	4
Granulated sugar	7
Flour	6
Tomato soup	26
Bacon	44
Fuel:	
No. 6 oil	10
Gas	21
Electricity	17
Other supplies:	
Souffle	7
Co'd cups	4
Hot cups	8
Plastic cups	16
Lids for cups	9
Sandwich bags	10
Napkins	3
Paper bags	2
Poly bags	9
Cotton, men's work gloves	20
Bath blankets	6
Insulaire blanket	8
Pillow cases	25
Wash cloths	3
Mattress pads	20
Draw sheets	6
Jade green sheeting	9
Unbleached sheeting	21
Miscellaneous:	
SMA 12/60 service agreement	6
Elevator maintenance	4
Billing machine maintenance	5
Postage machine maintenance	8
Drugs:	
Antihuman serum	33
Check cells	5
Reference cells	5

FLORIDA

Item	Percent increase
Medical supplies:	
Accopress binders	11
Around needle cath	12
Biosorb cream	6
Cidex	6
Edslab cholangiography catheter	47
Cotton	6
Zephiran Tint. Cl	25
Xylene 5 gal	16
Endoscopic cords	6
Embedding bags	14
White felt, ¼	20
Medical supplies—Continued	
Elastic garter belts for thigh	67
Sterile knife blades	11
Lumbar puncture tray	13
Muslin wrappers, 20 x 20	43
Muslin wrappers, 30 x 30	8
Medco skin lotion	16
Merthiolate tinc	13
Mineral oil	8
Prep kits, EP-120	14
Sutures	20
Surgeons blades	1

FLORIDA—Continued

Item	Percent increase
Medical supplies—Continued	
Sterile peek packaging	6
Syringes	5
Taperese, complete	4
Urine bottle caps	33
Stainless steel needles	67
Robinson 2-eye catheter	7
Ice bags	11
Catheter trays	5
Topper sponge	12
Webril 2''	7
Culture tubes	11
Jackson lamps, No. 2	25
Bovie dispersive plate	12
Sheepskins	17
Icto test reagent tablets	23
Traction cord	12
Asepto barrels, 2 oz	20
Ace bandage	5
Food items:	
Apple pie	23
Applesauce	5
Apricots	5
Asparagus	21
Apples	23
Broccoli	16
Blueberries	5
Bologna	15
Bacon	13
Beef patties	15
Ground beef chuck	13
BQ beef	8
Sliced beef, smoked	4
Beef stew	24
Cubed beef	11
Chile sauce	5
Cherry filling	6
Cake	4
Carrots	21
Coconut pie	3
Corn	10
Coffee	13
Chicken, cut up	59
Cornish hens	10
Chicken roll	8
Diced chicken	7
Chicken and dumplings	8
Corn beef	16
Corn flakes	26
Grapefruit juice	9
Grape juice	1
Flour	20
Franks	10

Item	Percent increase
Food items—Continued	
Fruit cocktail	2
Cucumbers	71
Crabmeat	13
Cheese	4
Cube steaks	15
Scrambled egg mix	15
Endive	29
Eggplant	23
Eggs	5
Ham	12
Hot chocolate	5
Utilities:	
Telephone line	12
Fuel:	
Fuel oil	55
Other supplies:	
Adding machine tape	10
Addressograph plates	6
Autoclave charts	6
Plastic bowls	5
Bucket liners	6
White gro bags	38
Cotton buds	50
Discharge slips	6
Diapers	7
20 gal developer	8
Green doctors shirts	55
Green doctors trousers	31
Electric pencil sharpener	6
Polaroid film	10
Drugs:	
Xylocaine with Epin, 1.5%, 3cc	3
Xylocain plain, 2%, 50 cc	3
Cytoxan, 100 mg vial	3
Bronkometer	24
Orinase, 0.5 gm, tablets	3
Phenegan expectorant, plain	6
Quibron elixir	7
Quibron caps	5
Visine drops	10
Premarin IV	21
Elixophyllin	20
Pyridian, 100 gm	6
Gelusil liquid	3
Polycillin, 250 mg	8
Hycodan syrup	5
Carbrital	11
Peroxide (pts)	8
Duracillin, 10 cc	24
Premarin N, 5 cc	23
Lincocin, 250 mg	4
D5 Lac. R., 1000 cc	1

GEORGIA

Item	Percent increase
Medical supplies:	
Sodium nitroprusside	4
Sodium cyanide	9
Nasal mask	12

Item	Percent increase
Food items:	
Tuna	6
Cornbeef hash	19
1,000 Island dressing	23

GEORGIA—Continued

Item	Percent increase
Food items—Continued	
Bread	5
Sliced peaches	3
Peach halves	3
Corn	10
Apple juice	5
Beets	26
Beef liver	12
Spare ribs	22
Ground beef	6
Stew beef	4
Beef round	10
Sauerkraut	14
Sweet potatoes	37
Diet jelly	2
Coffee	26
Cut up chicken	29
Sausage patties	2
Hamburger patties	20
Chicken livers	37
Ocean perch	17
Bacon	16
Weiners	7
Turkeys	3
Food items—Continued	
Ice cream	24
Turkey roll	3
Bananas	6
Potatoes	3
Drugs:	
Tubex Wycillin	9
Terramycin IM, 250 mg	8
Terramycin IM, 100 mg	21
Terramycin syrup, pint	21
Terramycin IV, 250 mg	12
Terramycin IV, 500 mg	11
Vibramycin susp	10
100's Doriden, 0.5	6
100's Qinbron caps	5
Gelusil 165's	3
Gelusil-M 12 oz	6
Doloni!, 100	9
Pyridium 100's 100 mg	6
Pyridium 100's 200 mg	7
Tubex Heparin	7
Tubex Hydromorphone	9
Tubex Mepergan	9
Tubex Meperidine	9

ILLINOIS

Item	Percent increase
Medical supplies:	
X-ray developer	7
Adhesive tape—3''	12
Knife blades	10
Unbleached sutures	30
Catheter tray	9
Lumbar puncture	10
Mole skin	18
Xomat fixer	4
Food items:	
Ground beef	22
Flank steak	20
Cube steak	8
Beef liver	20
Pork sausage	11
Lamb leg	16
Veal cutlet	30
Fryer chicken	25
Prune juice	22
Chunk carrots	13
Dietetic apricots	14
Radishes	38
Wheat bread	8
Flour	15
Milk	8
Cottage cheese	14
Food items—Continued	
Lemons	59
Cucumbers	50
Onions	45
Cabbage	47
Miscellaneous:	
Copier rental	18
Inhalation therapy equip. maint.	14
Drugs:	
Placidyl	10
Trontothame	27
Pramet FA	16
Ferro Gradumet	32
Iberol	15
Furacin	22
Calcedrin	37
Covicone cream	18
Hydrocortisone	8
Streptomycin	8
Terramycin	8
Urobiotic	8
Benadryl elixir	17
Equanil tablets	75
Achrostatin capsule	18
Declomycin tablet	18
Vistaril (10cc vial)	8

MASSACHUSETTS

Item	Percent increase
Medical supplies:	
Sodium chloride for irrigation	8
Water for irrigation	8
Gauze sponges	10
Check cells and reference cells	5
Medical supplies—Continued	
KTP pacing kit	4
Color reagent	3
Sulfanilic acid	3
Chloride color	3

MASSACHUSETTS—Continued

Item	Percent increase
Medical supplies—Continued	
Sodium citrate	3
Score mouthwash	5
Forceps	5
Baby powder	8
CBC–Trol	4
Rabbit cells	6
Stoughton bifurcated graft	3
Food items:	
Cut green beans	7
Coffee cakes	10
Apricot nectar	5
Pear halves	14
Pureed squash	5
Tomato puree	3
Cream of mushroom soup	8
Lemon pudding	12
Coffee	2
Cod fillets	10
Chicken livers	17
Top round of beef	8
Dried beef	7
Beef sausage	4
Cube pork	13
Lamb leg	5
Franks	3
Red cabbage	25
Spanish onions	26
Carrots	5
Rough celery	10
Cucumbers	75
Lemons	20
Oranges	3
Pears	5
Fresh ham	10
Pullman ham	2
Link pork sausage	4
Canadian bacon	5
Prune juice	7
Diet apricots	3
Diet pineapple	9
Kidney beans	6
Diet tomatoes	4
Olives	2
Food items—Continued	
Vanilla pudding	7
Blueberry pie filling	7
Cream style corn	2
Green cabbage	50
Fuel:	
No. 6 fuel oil	2
No. 2 fuel oil	10
Other supplies:	
Sheets	8
Cold drink cups	28
Toilet tissue	5
X-ray film	3
Ivory liquid	5
Paper bags	8
Files	6
Mending kit	4
Metal book supports	3
Waste baskets	11
Brillo pads	8
Water glasses	5
Detergent	1
Mimeo paper	10
Miscellaneous:	
Typewriter service	6
Preventive maintenance (anesthesia equipment)	19
Calculator maintenance	7
Otis elevator maintenance	8
Drugs:	
Phenergan	6
Wycillin	8
Cartrosyn	7
Deca-Duraloin	2
Calcium gluconate	15
Kantrex capsules	10
Estradurin	8
Ipsotal syrup	11
Blephamide	4
Colace	6
Nutramigen	10
Novacain	6
Theragran	7

MICHIGAN

Item	Percent increase
Medical supplies:	
X-large bandaids	34
Sheer strip bandaids	7
Sanitary belts	12
Ice bag	3
Latex tubing	5
Underpads -X-1	31
Underpads -1	17
Disposable urinals	42
Safety vest	2
Disposal gowns	14
Developer solution	8
Fixer solution	7
Sutures	4
Manifold and nebulizer tubing	12
Cervical collar	1
Food items:	
Flour	12
Macaroni	11
Oatmeal	6
Eggs	20
Carrots	12
Potatoes	18
Sandwich steaks	9
Corned beef	4
Sirloin steak	9
Bulk beef mix	11
Ham	7
Chicken legs	27
Chicken thighs	22
Pork loins	45
Pork chops	17

MICHIGAN—Continued

Item	Percent increase
Food items—Continued	
Beef stew meat	11
Frying chickens	18
Hamburger	15
Coffee	5
7-Up	5
Dairy products	5
Pepper	3
Other supplies:	
Combs	5
Sheets	6
Aluminum foil	70
Trash can bags	19
Bath blankets	11
Bath towels	10
Lint free towels	8
Other supplies—Continued	
Percale sheets	4
Thermal cups	3
Napkins	8
Toilet tissue	1
Portable cassette holders	15
Color code tapes	6
Taxes:	
Gasoline tax	10
Drugs:	
Bufferin	5
Darvocet N tablets	26
Brevital, 250 cc	19
Darvon compound, 65 mg	29
Darvon compound with ASA	25
Levophed	3

MISSOURI

Item	Percent increase
Medical supplies:	
UCDS, 16 drainage unit	10
Gamma glutamy 1	11
No. 16 foley catheter tray	3
Phisohex	8
Sutures	4
Surgical instruments	8
Surgical dressing	3
Yard goods	7
Butterfly int. No. 4721	11
Isopto-atropine	28
Septisol concentrate	4
Muriatic acid	25
Silver lactate powder	15
Isopto carbachol	3
Isopto carpine	2
Xeroform gauze	15
Castor oil	3
Desenex powder	8
Ethychloride spray	3
Chloride reagent	18
Embolism hose	19
Isolation gown	9
X-ray gown	3
Liquid oxygen	20
Bandaids	2
Disposable footprinters	13
Doctor time tape	87
Glass tube for baumanometer	11
Steri sharp blades	9
Tubular stockinette	13
Kling bandage	10
Foley catheter	10
Infant kit	23
Unbleached muslin	24
Pro sobee	9
Doctor's green caps	53
Operating room blouses	28
Food items:	
Flour	5
Instant tea	8
Food items—Continued	
Green beans	5
Ground beef	16
Pork chops	8
Bacon	3
Blended juice	12
Peach nectar	22
Salmon	43
Asparagus	10
Fruit mix	10
Diabetic pear halves	14
Jelatine assortment	9
Cherries	11
Dried chicken	18
Ham chunks	14
Lettuce	67
Pork loin	21
Tomatoes	32
Bananas	22
Cubed beef	13
Top round roasts	9
Ham	12
Perch	20
Bread and bakery products	8
Cornish hens	6
Fresh beef briskets	15
Beef patties	27
Beef ribs	11
Livers	5
Pork sausage	14
Frankfurters	13
Salami	11
Bologna	12
Veal hinds	4
Cod fillets	47
Broilers	34
Turkeys	12
Cake mix	11
Sanka	3
Pie peaches	12
Cherry jelly	2

MISSOURI—Continued

Item	Percent increase
Food items—Continued	
Mustard	6
Crackers	7
Dates	23
Dried fruit	4
Spiced apple ring	6
Grapefruit segments	18
Spiced peaches	2
Cranberry juice	8
Grape juice	17
Orange juice	2
Tomato juice concentrate	10
Carnation dry milk	13
Instant chocolate	14
Gerbers peas	6
Other supplies:	
Disposable linens	3
Room deodorant	3
Pillow cases	3
Bassinett sheets	6
Salad bowls	19
Knives	10
Spoons	10
Textiles	20
Can liners	5
Matches	45
Electrocopy paper	10
Laundry bags	3
Draw sheets	6
Wash cloths	2
Light bulbs	6
Pajamas	7
Miscellaneous:	
Trash pick-up	10
Dictaphone service contract	2
Laundry service	10
Adding machine service contract	8
Drugs:	
Auralgan	7
Kenalog spray	8
Tetanus tox	5
Vasodilan tablets	8
Quibron caps	5
Vistraril	8
Methotrexate	6
Inderal	2
Ascriptin tablets	7
Methotrexate	6
Fergon tablets	3
Tylenol elixir	8
Aspirin	4
Pramets	5
Desbutal	5
Erythrocin	2
Dopar	14
Achromycin	26
Geurabon	6
Bentyl	6
Fiorinal	2
Midrin capsules	4
Su'adyne tablets	6
Sal hepatica	25
Contac tablets	6
Kinesed tablets	5
Hycomine syrup	8
Butibel tablets	9
Nylmerate liquid	14
Valpin tablets	8
Quaalude tablets	3
Didrex	3
Nardil	6
Purodigin	7
Zactirin tablets	7
Phenergan	6

NEW JERSEY

Item	Percent increase
Medical supplies:	
X-Omat developer	7
X-Omat fixer	8
Sutures	3
Recording ink	19
4×4 sponges	5
OB pads	5
Fuel:	
Fuel oil	8
Other supplies:	
Rock salt	3
Linen	11
Other supplies—Continued	
Toilet tissue	4
Disposable pitchers	4
6-ounce paper cups	4
Paper towels	4
Miscellaneous:	
Elevator service	12
Advertising	9
Electric typewriter maintenance	23
Freon refill	34
Taxi service	10
Exterminator	64

NEW YORK

Item	Percent increase
Medical supplies:	
Film No. 107	2
Surgical instruments	4
Suture	20
General Orthopedic, implants and related Zimmer items	3
Medical supplies—Continued	
Telapaque T-271 thermometer	8
Enemex kit	8
Foley catheters	6
Selectogen red cells	8
Aftermath red cells	8

NEW YORK—Continued

Item	Percent increase
Medical supplies—Continued	
Ortho coombs control	8
¾'' bandaids	6
Foxeye shield	10
Food items:	
Fresh chicken	36
Imported ham	26
Bacon	13
Center cut pork chops	13
Green beans	6
Coffee	4
Lettuce	27
Tomatoes	25
Potatoes (bakers)	16
Onions	81
Halibut	26
Grey sole	15
Scallops	20
Clams	9
Chopped beef	7
4-ounce rib eye steak	8
Veal clod	7
Leg of lamb B.R.T	16
Filet of flounder	9
Peeled potatoes	25
Ice cream	13
Oleo margarine	16
Fried donuts	8
Danish	11
Soft rolls	27
Hamburger buns	14
Food items—Continued	
Sweet potatoes	11
Hamburger patties	12
Pineapple juice	17
Stew beef	17
Bottom round	3
Ground beef	13
Top round	7
Other supplies:	
Manila file folders	5
D & L detergent	5
Bleach	12
6-ounce foam cups	5
Plastic spoons	4
Tray covers	1
Efficiency pad	6
Typing paper	3
Miscellaneous:	
Outside electrical contractors	6
Whole blood	17
Drugs:	
Doriden tablets	3
Auralgan ear drops	7
Premarin IV	19
Pyridium tab 100 mg	6
Norfex tab	6
Norgisic tab	6
Dilantin 1½ g	5
Levophed 4cc	8
Maxitrol ophth. solution 5cc	2
Pronestyl 250 milligrams	8

OHIO

Item	Percent increase
Medical supplies:	
Sutures	4
Orthopedic felt	7
Cotton wadding	8
1000 electrolyte bot. forms	31
1000 histology forms	46
1000 OR/DR forms	34
Physical exam forms	5
Graphic charts	5
Nitrous oxide cylinder	10
Oxygen cylinder	10
Cycloprance cylinder	10
No. 100 bag	16
Anatomical masks	14
Hope resus. masks	8
Immediate transthoracic pacing kit	4
18x4 lap sponge	5
Bili lab stix	16
Filter paper	8
Kim wipes, 15x8	4
Kim wipes, 5x9	3
Sodium hyrdoxide o, 4N	15
Collordal gold soln	34
Rayon cotton	14
Rep. developer	7
Rep. fixer	8
Medical supplies—Continued	
X-large suspensories	3
Color date tape	6
Shampoo—no rinse	52
Turgex	13
Miller-Abbott tubes	6
Tape, clear	1
Tape, autoclave	2
Bandaids, X-large	3
CPK control	6
Enzatrol	3
Lab coats	6
Ferric nitrate	41
Acetyl acetone	7
Abbott tubes	10
Gr. rubber tubing, ¼x1/16	15
9/16 flat sterile tubing	11
Red rubber tubing, 5/16x½x-3/32	30
Red rubber tubing, ⅜x5/8x-⅛	16
Nurse gowns	16
Smocks	66
Patient gowns	11
Suture removal kit	6
Adhesive tape, 1 in	4
Elastic bandage, 4 in	6

OHIO—Continued

Item	Percent increase
Medical supplies—Continued	
Gauze, 12x12	9
Sponge, 4x3	4
Drape sheet	10
Silastic cystocath	12
1914 intracath	33
B–D hypo-syringe, 20cc	5
B–D hypo-syringe, 10cc	5
Foley catheter, 10FR	12
Plastic liners, 17x8x22	3
Plastic liners, 23x17x45	8
Elastic bandage, double, 6 in	19
BP blades	8
1 in autoclave tape	25
1,000 Standard hemotology charge sets	5
Food items:	
½ gal. homogenized milk	7
½ pint homogenized milk	8
½ pint skim milk	9
Top round beef	16
30 lb., ¼ frying chickens	14
Bacon	21
Ground beef	11
Fresh ham	21
Beef livers	19
1 doz ice cream cups	6
1 case head lettuce	37
I doz celery	20
7-Up	4
Onions (50 lb.)	23
Crackers (indv.)	12
Idaho potatoes (100#)	6
Red potatoes (100#)	7
Cabbage (50#)	22
Cucumbers (24)	25
Asparagus	2
Chicken breasts	25
Flour (100#)	12
Beef cubes	22
Wiener (#12)	20
Sugar (100#)	2
Chix. (legs-thighs)	16
Ripe olives	8
Corned beef	17
4 oz plain veal cutlet	25
Sirloin beef roast	14
Ground chuck	24
Eggnog mix	3
Pink salmon, 12/4#	19
Pear halves	12
Crushed pineapple	12
White cherries	8
Pineapple juice	7
Oleo	29
Sliced cheese	8
Leg of lamb	22
Fuel:	
No. 2 fuel oil	2
Other supplies:	
General charge forms	15
Miscellaneous lab forms	36
Cassette tapes, 90 min	16
Cassette tapes, 60 min	14
Index cards, 5x8	11
Correction tape	24
Steno notepad	13
Flange ribbon, typewriter	20
Copysette paper	1
Pillow cases	5
Mail slips	42
3-cut file folder	7
Rotary press (all forms, printing, etc.)	4
25000 drug requisition forms	34
Model 100 imprinter	4
Admitting forms	5
Admitting cards	3
Rubber bands	10
Magnabelts	40
Light bulbs	21
Shopping bags	5
Asst. size envelopes	11
Pajama pants	14
Napkins, 13x17	9
15x9x24 can liners	5
23x10x40 can liners	4
15x9x23 can liners	5
6 oz dart foam cups	14
12 oz Dixie cups	9
5 oz Dixie cups	22
4 oz portion cups	15
1 oz portion cups	32
Waxed sanwich bags	7
Flameproof cubicle curtains	6
Miscellaneous:	
Laundry service (outside contract)	10
Technicon service	127
Taxi service	33
Elevator service	4
Posting machine maintenance	5
Magnacard typewriter lease	6
IBM service contract, typewriter	3
Drugs:	
50 Gelusil tablets	5
16 Gelusil-lac powder	6
100 Dolonil tablets	8
1000 Pyridium tablets	6
1.0 g Kantrex	10
75 mg Kantrex Ped. Inj. 9.9	10
100 Salutensin tablets	10
16 oz Naldecon syrup	10
100–10cc. amp. multi-Vitamin	10
Gevrabon 16 oz	18
Premarin Vaginal cream	8
SAIF IV sets	12
Estradurin amp	8
Vistaril Isoject, 50 mg	7
Vistaril vial, 10 ml	8
Cleocin, 150 mg	6
Kanalog spray	8
Methotrexate, 50 mg	6
Nitro bid cap, 2.5 mg	4
Peri-Colace cap	6

OHIO—Continued

Item	Percent increase
Drugs—Continued	
Menthol lozenges	21
Phenobarbital amp. 2 gm	6
Quibron elix	5
Valpin elix	8
Wyanoids H.C. supp	6
Wyase amp. 150 U	20
Dicumarol tabs, 25 mg	4
Erythromycin, 10cc	16
Pilocarpine, 2cc	24
Inderal, 10 mg	2
Premarin, 25 mg	8
Adrenosem amp. 5mg/1cc	6
Drugs—Continued	
Anti-rust tablets	8
Adlidin, 6 mg	6
Castor oil	27
Colace capsules, 100 mg	6
Cordran N. cream, 7/5 CM	3
Minto san	3
Doriden tablets, 0.5 mg	10
Dyazide tablets	5
Butibel elix	10
Glycerine supp.	6
Kenalog lotion, 025% 60cc	8
Kenalog lotion	8

PENNSYLVANIA

Item	Percent increase
Medical supplies:	
Sponges	3
Surgeons blades	6
Rayon balls	4
Surgeons gloves	7
Syringes	5
Elastic gauze bandage	4
Chart marking tape	12
Surgical instruments	10
Sutures	4
Other supplies:	
Typewriter ribbons	13
Multilith masters	5
Envelopes	7
Keypunch paper	5
Drugs:	
Serum albumin, 25%	12
Neo-Decadron ophth, oint. ⅛ oz.	8
Cortisporin oint. ⅛ oz	11
Neo-sporin oint. ⅛ oz	9
Vistaril I.M. 10cc. vial	10
Bacitracin, U.S.P., sterile 10 M.U	16
Didrex tablets, 25 mg, 100 units	19
Hyrdocortisone, U.S.P., nonsterile, 25 mg	25
Maolate, 400 mg tablets	13
Orinase, 0.5 mg, tablets	4
Pamine, 1 mg S.S	13
Pamine PB drops, 15 ml	20
Pamine PB, tablets	18
Pyrroxate, capsules	8
Sigtag tablets, 30	16
Peritrate, S.A. 80 mg. tablets	11
Cortisporin ophth., 5cc	13
Phenergan exp. with codiene (gal)	8
Estradurin	14
Phosphine Iodide, 1.5 mg	8
Premarin, IV	8
Premarin vag. cream	8
Atropisol, 1% ophth (15cc.)	19
Drugs—Continued	
Ether, ½ lb	5
Euthroid, 1g (100)	9
Proloid, 3 g. (100)	9
Atropine, 1% ophth (5cc.)	4
Terramycine, IM solution, Isoject	8
Terramycine Syrup	8
Terramycine, IV	8
Clistin RA tablets	10
Glycerine supp. (childrens, infants, adults)	6
Opium with belladonna rectal suppository	7
Tylenol drops	8
Gelusil tablets	5
Dolonil tablets	8
Pyridium tablets	6
Furadantin sodium, parenteral	10
Furoxone (60 cc. bottle)	10
Hydrogen peroxide solution, 3%	6
Phelantin Kapsels	9
Gastrografin, 120cc	15
Hypaque, 50%	17
Gragrafin caps, 500 mg	31
Balnetar, 8 oz	18
Hypaque sodium, 25%	23
Actifed C	28
Colace syrup	6
Desenex ointment	5
Desenex powder	8
Basaljel, 12 oz	8
Cholera vaccine, 20cc vial	6
Clistin RA, tablets	10
Furacin soluble dressing	10
Furacin solution	20
Furacin topical cream	10
Furacin nasal	10
Furacin gauze roll	10
Benadryl ster-vial. 10mg/ml	4
Orinase tablets, 0.5 g	3

RHODE ISLAND

Item	Percent increase
Medical supplies:	
Skull plate	14
Hemo clip	8
Anatomic mask	27
Syringe lok tip 10cc	15
Rubber tourinquet	7
Bandaid 1 in x 3 in sheer	10
Blade, surgical ASR 10	7
Bag, Hollister, 1½ in	18
Bag, Hollister infant	21
Adhesive tape	21
Ferris dermatome blade	12
Compression plate	11
Shiley heart value	10
Tape cotton twill 1 in	25
O.R. pants	10
O.R. shirts	18
Tripod misty green 36x36	19
Disposale isolation gowns	6
Food items:	
Chicken breasts, whole	13
Chicken legs	13
Chunk chicken meat	28
Beef ribs	29
Sirloin strips	19
Bottom round	19
Beef patties	18
Food items—Continued	
Beef cube steaks	8
Lamb legs	12
Sausage meat	10
Salt pork	14
Veal chops	13
Bologna	16
Other supplies:	
Patient gowns	19
Paper towels	6
Plastic flat ware	60
White cotton gloves	10
Thermo blanket	25
Waverly blanket	7
Drugs:	
Hypaque sodium for injection	36
Macrodantin capsule, 50 mg	22
Colace capsule, 100 mg	54
Sucostrin chloride injections, 10ml	44
Chloral hydrate capsule 0.25g	108
Staphcillin buffered injection, 1gm	48
Ritalin tablet, 10 mg	11
Tylenol elixir	8
Terramycin IM 250mg	8

SOUTH CAROLINA

Item	Percent increase
Medical supplies:	
Ether	11
Medicine cups	10
Sutures	4
Hemoval kits	5
Bone screws	8
Skin traction strips	9
Food items:	
Cube steak	17
Spare ribs	21
Applesauce	20
Flour	18
Table salt	15
Bacon	17
Ground beef	13
Beef liver	25
Fryer chickens	36
Sugar	8
Green beans	14
Eggs	45
Miscellaneous:	
Autoclave tape	9
Bath towels	11
Du-dri drying agent	5
X-ray developer	8
X-ray fixer	39
Soy agar with 5% blood	14
Fluid Throylycol	12
Adhesive tape	23
Heel protectors	6
Unoppettes	6
Miscellaneous—Continued	
Longwell needles	6
Skin closures	50
B'ood pressure bladder	10
Surgeons blades, gross #20	7
Surgeons blades, gross #22	7
Blood pressure bulbs	12
Pipettes, Cth/50s	34
Venekit infusion set, Box/10	11
Surgical scrub pants	3
Surgical gowns	10
Surgical sheet, 72x108	3
Surgical sheet, 72x99	9
Band-Aid clear tape	13
Curad	48
Blades, razor (Gillette)	11
Enema oil retention	6
Med. portion cups 5¾ oz	10
Needles, 23g (hypo)	4
Sterile razors	8
Sputum cup	24
Davol irrigating syringe	7
Oral thermometer	8
Medicine cups, 5-oz	3
Patient soap	6
Food items:	
Fryers	34
Bottom round roast	32
Beef tips	1
Thick slice bacon	8
Turkey roll	14

SOUTH CAROLINA—Continued

Item	Percent increase
Food items—Continued	
Steak fingers	9
Cutlets	5
Sliced beets	17
Coffee mate	3
Turnip greens	12
Hot sauce	14
Grape juice	4
Pet milk (can)	2
Oatmeal	7
Potatoes, 50#	5
Lemons (case)	3
Lettuce	21
Apples	11
Bell peppers	10
Frozen spinach	8
Frozen cauliflower	1
Frozen canned ham	3
Frozen whole okra	17
Canned whole new potatoes	17
Canned cut yams	18
Canned spinach	3
Canned sliced peaches	1
Canned pear halves	9
Beef tips	4
Top round roast	4
Tenderized flank steak	3
Pork chops	12
Lean hamburger	20
Other supplies:	
Temp, cleaner	2
DuSan	5
Prestige Wax	5
Stainless steel polish	5
DuFome, determent	6
Oven cleaner	13
Wax stripper	6
Arrest-Odor mask	2
Perform, detergent	3
D-Sect insecticide	5
Control, sanitizer	5
Teaspoons	39
Knives	21
Wash basins	6
Toilet tissue, case/96	37
Paper towels, case No. 211	18
Paper towels, case No. 213	21
Flo-meter labels, Box/M	3

Item	Percent increase
Other supplies—Continued	
Van-i-sol bowl cleaner	4
Dymo embossing tape	31
All purpose blank ink	6
Padding compound	11
Printed envelopes	36
Phisohex	8
Sheets	15
Pillowcases	12
Towels	3
Paper towels	11
Toilet tissue	10
Large plastic liners (Mobil)	6
Large plastic liners (Cenco)	34
Vesphene detergent	28
Drugs:	
Terramycin	8
Furacin gauze roll	10
Furoxone liquid	10
Pyridium tabs	6
Gelusil liquid	2
Ascriptin	9
Bicillin C–R	6
Cyanocobalamin injection	7
Mepergan	9
Meperidine	9
Morphine	9
Petrogalar	7
Purodigin	8
Wycilline	5
Cidex	5
Zephiren	3
Antisnake venom kit	7
Premarin IV	8
Vespirin	20
Ansolysen	8
Phenergan	8
Inderal	4
Kantrek	10
Declomycin	25
Achromycin	10
Myambutol	11
Orinase	2
Thiomerin	32
Pronestyl	8
Rauzide tablets	3
Ansolyn	8
Adrenosem	11

WISCONSIN

Item	Percent increase
Medical supplies:	
Shave prep	8
Webril	10
Bandaids	9
Sutures	4
Food items:	
Skim milk	5
Cottage cheese	3
Milk	4
Ice cream	8

Item	Percent increase
Food items—Continued	
Turkey breast	5
Beef patties	19
Beef roast	14
Pork ground	13
Pork links	9
Swiss steak	11
Beef ground	12
Steak sirloin	13
Beef liver	3

WISCONSIN—Continued

Item	Percent increase
Food items—Continued	
Pork chops	9
Boneless beef for stew	10
Outside round roast beef	14
Boneless pork loin roast	9
Apricot halves	28
Mandarin oranges	8
Sliced peaches	11
Diced pears	8
Green beans	15
Peas	10
Bacon	9
Weiners	7
Chicken	13
Sliced American cheese	6
Other supplies:	
Fruit dish	11
Juice glass	15
Ash tray	6
Hilex	12
Bath mats	6
Babs blanket	13
Draw sheet	8
Flat sheet	3
Drugs:	
Calcium gluconate	14
Colace	6
Cytoxan	15
Terramycin	9

ATTACHMENT 2—DESCRIPTION OF EXCEPTIONS REVIEW PROCESS

Under phase 3 of the Economic Stabilization Program, former Price Commission functions are performed by the Office of Price Monitoring of the Cost of Living Council. Exception requests from the health services industry are handled by the Health Division, one of five divisions within the Office of Price Monitoring. Health Division staff members indicate that there has been no significant increase in the volume of exception submissions since the announcement of phase 3.

The existing health care regulations impose no time limit on the processing of exception requests. While there is a self-imposed 30-day limit, it should be noted that the limit applies only after a submission has been received by the Cost of Living Council. Under normal circumstances, a district Internal Revenue Service office forwards a submission to its national office in Washington. The submission is then transmitted to the Cost of Living Council, and the petitioner is notified by letter of the date of the transmittal. It is of little avail to inquire of the Cost of Living Council or the association's Washington Service Bureau as to the status of a particular submission before receipt of the transmittal letter from the national IRS office.

Several factors contribute to excessive delays in case processing. Reportedly, many incomplete cases are still being received. It is not sufficient to submit only a completed S–52, a cash budget, and financial statements. As explained in the instructions for the S–52, all cost increases subject to exception must be documented and explained in depth, particularly item 28 of part 3, "Other Expenses." A well developed narrative should be included to explain in detail the reasons for cost increases as well as other claims intended to substantiate hardship or inequity.

Incomplete or improperly prepared submissions bring requests for additional or corrected information, resulting in further delays. A major problem in this area is the apparent failure to consistently use one method to adjust revenues and costs for volume changes; that is, the volume index or actual data methods. Submissions that use one method to adjust revenues and another to adjust costs will be rejected. Likewise, petitions using actual data computations to adjust revenues and then using the adjusted amount to derive an adjustment factor for costs are not acceptable. Currently, if actual data are not used, the only acceptable index is that provided in the S–52. If the actual data method is used, both the computations and the rationale in support of that method must be submitted. Otherwise, the computations will be challenged. We understand that guidelines are being developed in this area and should be available in about a month.

A sizable number of new analysts were recently added to the health exceptions staff, and case processing suffered slightly during the orientation and training process. Now that this period is over, it is generally believed that case processing time will be reduced.

The more active role taken by congressional delegations in the exceptions arena during phase 3 has resulted in a large volume of requests for expedited treatment. Consequently, such requests are subject to greater scrutiny before a particular case is selected for expeditious treatment. To avoid abuse of this practice, a petitioner should first determine objectively that such action is warranted in terms of further deterioration of situations that necessitated the exception. If it is determined that congressional assistance will be solicited, care should be taken to adequately inform the congressional representative of the particulars in the case to insure a positive response to his intervention.

An Internal Revenue Service task force met recently in Washington to develop and promulgate an "audit package" for use in auditing health providers. The results of that effort are likely to be felt within the next 1 to 2 months.

Perhaps the hottest exception issue today concerns prospective exceptions for increased interest and depreciation expenses resulting from new construction. We have been working with members of the accounting profession and staff of the Cost of Living Council on this matter. A proposal is being developed for submission to the new advisory committee as a priority item when the committee begins its deliberations.

Environmental Services

The Young Men's Christian Association
of Metropolitan Washington,
Anthony Bowen Branch,
Washington, D.C., May 29, 1973.

Hon. William H. Natcher,
U.S. Representative, House Committee on Appropriations, House of Representatives, Washington, D.C.

(Attention of Mr. Earl Silsby).

Dear Sir: As we were unable to be present to testify before the House Committee on Appropriations in relation to our concern for environmental quality in the District of Columbia, we hereby request the testimony attached herewith be written in with testimony given before the Honorable Mr. Natcher.

Thanking you in advance for your reply to this effect.

Very truly yours,

Ruth F. Dion,
Executive Secretary, City Wide Steering Committee.

Testimony on Go-Trash on 1974 District of Columbia Budget

1. We ask that $1.5 million be reprogramed from other sections of the District of Columbia budget (notably the Highway Department budget) for the employment of trash collectors and street cleaners at the average rate of $7,000 a year each.

The reasons for this request are the startling inequities of trash and street-cleaning personnel distribution among the service areas and population in Washington. The following is a summary of the inequities:

Service area	Population	Personnel (both street cleaners and trash collectors)	Proportion to population
1[1]	79,138		
	114,380		
7	193,518	164	1:1180
8	99,587	134	1:743
9	41,364	97	1:426
6	79,127	173	1:456
5[1]	72,899		
	54,045		
Total	126,944	169	1:751
3	89,431	71	1:1259
4	126,212	86	1:1467

[1] Combined because Environmental Services cannot make personnel separation.

The Nelsen Commission report describes the inequities of the trash collection and street-cleaning operations of the city. However, it recommends only that the existing personnel be made more efficient. This effort to gain increased efficiency with the existing personnel is continuing, but it alone will never clean up the city to the desired level.

The service area reports of the summer of 1972, report a citywide dissatisfaction with the street-cleaning and trash collection services. Observation that while certain areas of the city are quite clean, others are not and that service is very unevenly made. On looking into these matters, we find that there is an enormous inequality in the number of personnel assigned to the service areas.

Since we would not like to deprive any citizens who are receiving relatively good service of the personnel they now have (which even in the best areas is often considered insufficient), or the downtown and monumental area of the service it receives and which must be at a high level because of the need to keep the core which is a national visitors goal, attractive, we ask for the hiring of additional personnel, so that all levels of the city can be kept up to the level of service area 8, primarily a residential area. Therefore we ask that additional personnel be hired and be assigned on the following basis:

Service areas 1 and 7 (additional)	96
Service area 4	86
Service area 3	49
Service areas 1 and 5	1

Total required to bring all areas of the city up to the level of service area 8—234.

At $7,000 per employee, the total requested is $1,645,000.

2. With regard to the removal of abandoned automobiles from the streets and from private property.

We ask that a total of $120,000 be added to the District of Columbia budget for the purchase of equipment, as follows:

6 auto carrier trucks, at $15,000	$90,000
2 tow trucks at $15,000	30,000
Total	120,000

These trucks are to be operated by 14 new personnel, whose salaries total $140,000 per year. The trucks are estimated to last from 6 to 10 years with proper maintenance. The cost of personnel and replacement are to be borne by the sale of the abandoned cars to sources in Alexandria and Prince Georges County.

These sources already exist and are already taking the abandoned cars produced by the District. Authority has been secured to take the proceeds of the sales and apply them to the operation, and it seems that once the initial equipment is bought, there will be no further cost to the District. This money from sales has formerly gone into the U.S. Treasury.

Last year, more than 10,000 cars were removed from District streets and private property.

3. That in the 1974 budget, $75,000 (considerable more will be needed to do an adequate job in the future) be added for maintenance of the 250 parks for maintenance of which there is no money after October 1, 1973.

Mr. NATCHER. The committee will stand in adjournment, subject to the call of the Chair. Thank you very much.

APPENDIX

Public Schools

AUTHORIZED AND VACANT POSITIONS

[SEE PAGE 196]

(1285)

D. C. Public Schools

VACANCY REPORT

at April 1, 1973

General Fund

Grade	Authorized	Reimbursed	Total Positions	February Payroll	February Vacant	March Payroll	March Vacant	Payroll Change
TSA 1	1	...	1	1	...	1	...	...
2	5	...	5	5	...	5	...	...
3	10	...	10	10	...	10	...	...
4	1	...	1	...	1	...	1	...
5	7	...	7	6	1	6	1	...
6	195	2	197	187	10	191	6	+4
7	37	3	40	39	1	38	2	-1
8	202	1	203	188	15	188	15	...
9	...	...	...	...	...	...	...	...
10	54	4	58	58	...	56	2	-2
11	...	...	...	...	...	...	...	...
12	2	...	2	2	... 1/	2	...	...
13	3	...	3	8	(5) 1/	5	(2)	-3
14	2	...	2	2	... 1/2/	2	...	...
15	7,222	37	7,259	7,099	160 1/2/	7,106	153	+7
Total, TSA	7,741	47	7,788	7,605	183	7,610	178	+5

1/ 2 teachers incorrectly coded TSA-13; 1 coordinator coded to 99Z; adjusted.

2/ 10 teachers at GS-9 in lieu of TSA-15 adjusted.

Grade	Authorized	Reimbursed	Total Positions	February Payroll	February Vacant	March Payroll	March Vacant	Payroll Change
GS 15	5	...	5	4	1	5	...	+1
14	6	...	6	6	...	5	1	-1
13	14	...	14	11	3	12	2	+1
12	27	...	27	18	9	19	8	+1
11	54	3	57	38	19	40	17	+2
10	5	...	5	3	2	3	2	...
9	32	35	67	79	(12) 2/	61	6	-18
8	24	...	24	18	6	19	5	+1
7	21	...	21	29	(8)	31	(10)	+2
6	250	1	251	216	35	213	38	-3
5	85	3	88	120	(32)	119	(31)	-1
4	393	8	401	335	66	335	66	...
3	17	...	17	39	(22)	39	(22)	...
2	1	...	1	22	(21)	22	(21)	...
Total, GS	934	50	984	938	46	923	61	-15
Wage Board and Food Services (Total)	1,628	...	1,628	1,586	42	1,572	56	-14
Grand Total	10,303	97	10,400	10,129	271	10,105	295	-24

2/ 10 teachers at GS-9 in lieu of TSA-15 adjusted.

Personnel Division
Budget Division
April 15, 1973

District of Columbia Teachers College

RESPONSE TO INVESTIGATIVE REPORT

[See pp. 493, 504–505]

Response of the District of Columbia Teachers College to the Report to the Committee on Appropriations, U.S. House of Representatives, on the General and Financial Administration of the District of Columbia Teachers College

WASHINGTON, D.C., JUNE 1, 1973

District of Columbia Teachers College,
Office of the President,
Washington, D.C., June 5, 1973.

LETTER OF TRANSMITTAL

Representative William K. Natcher,
Chairman, Committee on Appropriations, District of Columbia Subcommittee, U.S. House of Representatives, U.S. Capitol, Washington, D.C.

To the Committee: In accordance with the request of the House Appropriations Subcommittee on the District of Columbia, Representative William K. Natcher, chairman, I enclose the response of the District of Columbia Teachers College to the report to the Committee on the General and Financial Administration of the District of Columbia Teachers College," as prepared by the surveys and investigations staff, House Appropriations Committee.

Reviewing and responding to the report has been of substantial benefit to the college. This institution has sought and continues to seek to comply with Federal and District regulations and to take corrective action and make other changes to meet appropriate recommendations and findings in the report.

I take this opportunity to commend the investigative staff, which was fair and courteous in its rigorous fulfillment of assignment, although at the same time I am convinced that the committee could make many helpful suggestions to the college during the period of its study.

In making all appropriate changes, the college at the same time continues to set before the Appropriations Committee the need for staff at the institution to manage and administer effectively.

The level of funding—about half the level of the other public colleges in this city—is the second major matter we bring to the attention of the committee as we reply to the report.

After review of the entire report, the dean of the college, who has been a major administrator of the institution since 1951, addressed the president as follows:

"It is my belief that such items reported as inadequate internal financial management, poor management practices, and so forth, could be greatly improved if the District of Columbia Teachers College could be given the necessary positions needed in the office of business affairs. A personnel shortage exists as well as a lack of space."

The belief that some limitation on improvement is set by a personnel shortage is borne out by the conclusion of the Bureau of Materiel Management, District of Columbia, on simply one aspect of property administration; namely, procurement and inventory.

"It is difficult to operate effectively with the present staff. A minimum of four additional full-time positions are required: one assistant purchasing agent, storekeeper, property clerk, and a clerk-typist."

The college will appreciate any further recommendations for the improvement of its operation and service.

Yours truly,

Paul P. Cooke, *President.*

Attachment.

I. Introduction

A. Directive and B. Scope of Inquiry

These factual statements establish the interest of the committee and the work of the staff.

The District of Columbia Teachers College had previously benefited from a study and report of the Comptroller General of the United States and two audits by the Office of Municipal Audits. The college also had the benefit of program review in 1971 by the Middle States Association, which reaffirmed accreditation.

C. Background: History

In the history of the District of Columbia Teachers College there is a full century of public higher education, the first public normal school having been established in 1873. In the history of Miner Teachers College is an even longer history—back to the private school of Myrtilla Miner in 1851.

(*a*) *Enrollment*

Figures for day and evening enrollment require study over a longer period than fall of 1971 and fall of 1972. Enrollment for spring 1973 exceeds 3,700 students in comparison to 3,057 in the fall. Further, although fall 1972 evening was lower than fall 1971 evening, spring 1973 evening exceeds both figures by several hundred students. In 1963 the teachers had 703 day students, in 1972 there were 1,643 full-time day students. No conclusions can be safely drawn by comparing any two semesters.

(*b*) *Facilities*

As has the Middle States, the House survey team properly comments on the poor physical facilities of the Teachers College. In fact, at this time, although Middle States reaffirmed Teachers College accreditation in 1971, the regional association did require the college to report in spring 1973 on its physical facilities (and financial resources).

Gymnasium.—The observation by the survey staff on the health, physical education, and recreation facilities is accurate; before the present House Appropriations District Subcommittee is a request for construction services as the first step to provide a new gymnasium for the college.

Classroom space.—The report of the staff on the use of space for classroom purposes is not in conflict with the college statement which was referred to. The testimony was prepared as of fall 1970 for the fiscal year 1972 budget request.

A study by the assistant to the dean of administration during the first week of November 1972 resulted in finding a larger percentage of the use of the rooms than reported by the survey staff. The college report is in considerable detail and is presented as appendix I.

Additional factors to be taken into account in the finding of classroom as "vacant" are as follows: (1) a class may be out of the building for a field trip; (2) some classes meet only for part of a semester but nevertheless tie up a room for the entire period; (3) even with 50 percent occupancy, there are peak periods at certain times and on certain days when occupancy is more than 100 percent (that is, the college auditorium must be used for instruction); (4) a class may have been canceled after the beginning of the semester and after a room had been set aside for that class.

The dean of administration is, however, reviewing use of all space in the two buildings to determine if faculty have adequate office space, if sufficient space is provided for student services, and if other college needs (storage, maintenance, administration, etc.) have adequate space.

In general, established space guidelines indicate that the Teachers College on the basis of 98 square feet per student—for all purposes—should house approximately 1,000 students and not the 2,210.7 FTE (full-time equivalent) or 1,600 day students.

II. Role of the Teachers College in Public Higher Education in the District of Columbia

The conclusion in the report that many factors should be taken into account in considering the future of the Teachers College is reasonable. Among the factors must be the level of funding and the level of staffing the college over a generation.

The Congress appropriates for Federal City College and Washington Technical Institute of a level twice that provided for the Teachers College. The per capita funding is reflected in an exceedingly low staffing ratio both for faculty and support staff and necessarily finally reflects in general and financial administration—which the survey staff includes among the factors.

According to a recent report of the District of Columbia Commission on Academic Facilities, the Teachers College is funded at a lower level than all the regular and associate members of the Consortium of Washington Universities (of which the Teachers College is a member).

Both general and financial administration are in part a reflection of system, management, and adequate personnel. A college that does not have a budget officer position and requires (according to District of Columbia materials management) four additional staff alone in procurement and inventory may expect problems in administration.

A. POSSIBLE MERGER WITH FEDERAL CITY COLLEGE

Opposition to merger

Whatever the intent of Congress in 1966 toward merger of the Teachers College with Federal City College, the Congress, the Board of Higher Education, the Mayor-Commissioner are required (1) to look at the higher education situation in 1973, nearly a decade after the 1964 Presidential Commission, (2) to review carefully the Nelsen Commission report and the Arthur D. Little study—neither of which recommends merger, (3) to consider the needs of the city now and in the next 10 to 20 years, and (4) to review the values of several relatively small public colleges rather than the mammoth 15,000–25,000 institutions that have seemed impersonal to students in the sixties and seventies.

Although the staff report does not and could not properly go into detail with respect to the programs of the institutions, the two colleges basically are different and continue to develop in different fashions. Programs, faculty, students all would suffer if merger or absorption took place in either direction.

Please note, further the views of an official of the American Association of State Colleges and Universities with respect to the trend away from the large universities.

Teachers College accreditation

As the House survey report shows, merger at this time or at any time before Federal City College is accredited (assuming that it will be accredited) is a clear threat to the accreditation of the Teachers College and a possible loss to its students.

Teachers College students are entitled to an accredited education.

"Savings" through merger

The survey staff reports that a Middle States official "was not sure that any savings would be effected by the merger * * *." Likewise, according to the report, an official of the Board of Higher Education "said there would be no savings in such a merger * * *."

Testimony of the president of the Teachers College before the House Appropriations District Subcommittee in May 1973 emphasized that if the Congress funded the merged institutions at the level of Federal City College, the merger would actually cost millions of dollars.

The survey staff report tends to cast considerable doubt on the merits of merger.

The survey staff report tends to cast considerable doubt on the merits of College for growth. The Teachers College has almost been at a standstill now for 3 years; the Board of Higher Education has not permitted it to grow. Teachers College recommendations in 1970 and 1971 for the master's degree were deferred until the Arthur D. Little study was issued. Now the study has been released and suggests that Federal City College serve as a 2-year institution—the position on the Teachers College is "merge," not to add the master's degree, according to the Board of Higher Education.

The Teachers College now is not growing, not even in teacher education.

B. RECENT STUDIES OF PUBLIC HIGHER EDUCATION

The survey report sets forth, according to the two recent studies of higher education, the role of the Teachers College in the future. Each of the reports—

Nelsen and Little—see a role for Teachers College in the future. The role is not merger.

Nelsen Commission report

The House report summarizes very well what the Nelsen Commission set forth in findings and recommendations. Today, the Teachers College receives much more than 5 percent of the attention of the Board of Higher Education. Nevertheless, the president of the Teachers College has supported the Nelson recommendation of a separate Board of Trustees for the institution—and a Commission on Higher Education. Unjustifiable duplication must be eliminated, and the Commission on Higher Education can effect such reductions.

The president of the Teachers College does not support the Nelsen recommendation that the Teachers College adopt the quarter system; the benefits to the Teachers College of membership in the consortium (mentioned above), whose institutions are on the semester system, are too great for change to the quarter system, which also requires more money for operation. Other recommendations for uniformity, however, are supported.

Arthur D. Little study

Although this study has some shortcomings, the fundamental recommendation affecting the Teachers College—4-year comprehensive college status—has clear merit. The full faculty of the District of Columbia Teachers College, in regular meeting on Friday, May 25, 1973, voted overwhelmingly (127 to 4) to support the 4-year comprehensive college with the master's degree and strong emphasis on preparation for the education professions. At the same time, the faculty opposed the merger.

The Teachers College notes the reasons that the Little study suggested it for comprehensive college service: (1) Moderately selective in admission, (2) career oriented, and (3) accredited.

Board of Higher Education Task Force

Since the survey staff report, the Board has given considerable attention to consolidating administrative, or nonacademic, services of the Teachers College and Federal City College—possibly in HEASA, "Higher Education Administrative Services Agency." HEASA has considerable merit, if the new structure actually services the academic program of the two institutions and does not seek to direct and dictate program by too rigorous budget or other administrative control.

III. General and Financial Management

A. General Management

The conclusion of the survey staff that general administration must be improved has been the subject of administrative staff discussion and followup. Every effort will be made, every appropriate corrective action will be taken, to improve general administration.

"Administration Guidelines," developed over a period of years, have been further revised this year. A separate section on "Financial and Property Administration" includes the following sections: (1) Accounting requirements and procedures, (2) advance of salary and loans, (3) audit of books, (4) bidding on purchases, (5) budget for appropriated and nonappropriated funds, (6) capital improvements—recording of, (7) closing of college, (8) disbursements and obligations, (9) disposal of property, (10) fees—faculty, et cetera, (11) fees unpaid, (12) nonresident tuition, (13) reimbursement for college travel, (14) reporting applications and grants, (15) requisition form, (16) reservation for special use of rooms, and (17) salary schedule. The "Faculty Handbook" section on personnel administration is nearing completion.

To improve his own skills, the president of the college attended a management and planning seminar in higher education, March 11–16, 1973, provided by the Columbia University Graduate School of Business (Arden House, Harriman, N.Y.). Seminar topics included systems management, planning-program-budget, decisionmaking, development and use of resources.

Although during the past 7 years administrative schedule employees have increased, and although the office of the president has been staffed more effectively, the president of the college has neither an executive nor an administrative assistant.[1] General administration would be improved if the president had such assistance. (Such a position was requested in the fiscal year 1973, but was not appproved by the Mayor-Commissioner.)

[1] The assistant to the president for information and grants coordination has those two major functions to perform and cannot serve the president of the college.

Board of Higher Education

The present Board has made considerable and consistent effort to consider and establish policy for the Teachers College and to review policy, practices, procedures in effect at the Teachers College; in general, personnel, financial administration. In addition, the Board has spearheaded the development and work of the task force that is leading to HEASA.

The president in his monthly reports to the Board has appraised it of all personnel actions taken; disbursements and obligations against the appropriation; steps to meet recommendations of the General Accounting Office report B–167006, May 16, 1972; and grants received. The Board provides guidance.

At one meeting the (then) president of the Board advised the president of the Teachers College that the college was covered by Public Law 89–791. It is important to establish whether that public law does apply in every respect to the Teachers College where there is reference to Federal City College.

District government organizations

Steadily, the Teachers College has been recognized as agency No. 41 in the District government. Whereas the General Accounting Office audit team was advised by one District agency staff member that DCTC was under FCC and whereas Teachers College W–2 forms have recently been sent to the public schools for distribution, now in 1973 the place and identity of the Teachers College is more clearly established. And the Teachers College is properly responding to its role as a separate agency in the government.

While the Teachers College has functioned like any other District agency with respect to budget, accounting, purchasing, and so forth, it has not lost its identity as an institution of higher education, its academic role, its relationships to it main clients—college students.

The college has requested and received technical assistance in several areas. Its most recent request is for technical assistance in budgeting, accounting, and internal auditing.

College management

The president of the college, after reviewing the training and performance of the general and financial management staff, recognizes that some improvements can be made in several areas, that the principal problems, however, continue to stem from too few people and positions for too many tasks. A principal main management and administration need is for a budget officer. Too much of the time of the accounting officer now goes into budgeting. If a position is not made available, the college must turn to HEASA or convert one of the present positions.

The survey staff report is critical of the administration guidelines. The reference to them, above, indicates that they have been reviewed and strengthened. Position descriptions have also been reviewed and some changes made, responsibilities determined.

The survey staff report includes the following passage about major organizations in the college:

"The major organizations and committees concerned primarily with faculty and student matters at the college are: (*a*) President's Advisory Council, which advises the president on matters affecting the faculty and students, (*b*) the faculty senate, which serves as the agency for the formulation of education policy, (*c*) the promotions committee, which evaluates qualifications of faculty candidates for promotion and makes recommendations to the president of the college, and (*d*) the college finance committee, which was concerned with the budgeting for and expenditure of nonappropriated funds maintained in the college's commercial bank account."

1. *Promotions committee.*—Each division of the college (10) elects a representative to the college promotions committee. Committee procedures were revised this spring and reported to the faculty senate. The president believes the committee is representative and the procedures effective and fair.

2. *Grievance committee.*—The faculty senate overhauled the grievance committee and approved February 7, 1973, new "procedural guidelines for faculty grievances." The committee is representative. The college had a faculty grievance committee in 1971, 1972, and has one in 1973—the grievance committee, however, has not been called upon to meet on account of a grievance.

During 1973, the president has suggested to several faculty members that they consider making use of the grievance procedures.

3. *Tenure committee.*—The college also had a tenure committee, appointed by the president after consultation with the committee on committees of the faculty senate.

4. *Appointmen tpanel.*—The president[2] recommends persons for appointment to the Board of Higher Education. He makes such a recommendation after a personnel panel meets, interviews the candidate, reviews his credentials, and recommends. The personnel panel for faculty consists of the president, dean of the college, chairman of the division, and department head (when one exists). The panel may include other faculty members of the division, especially if the division consists of several disciplines.

5. *Student-faculty finance committee.*—As the survey staff report notes, this committee has been established and functions to allocate the $35 student fee approved by the Board of Higher Education August 9, 1973. All of the funds received from the fee, approximately $103,000, were disbursed or obligated in fiscal year 1973 for (*a*) the Student Government Association, (*b*) college athletics, and (*c*) student wages.

6. *College management and budget committee.*—The committee was established to allocate the nonappropriated funds and will have the responsibility for budgeting of all funds.

In effect, the two committees above, both dealing with finance, replace the previous college finance committee.

Office of Dean of Administration

The statement of the survey staff extensively questions the competence of the employees in the office of the dean of administration. This response brings to the attention of the committee the employees' experiences and training that did not come to the attention of the visiting team. The dean of administration has had experience in property management.

The assistant to the dean, who works primarily in physical facilities, has had experience in construction as well as design. The financial manager's experiences with finance and management of a large university bookstore are not to be depreciated in college financial management. Response follows in more detail.

1. Dean of administration

A good deal of the experiences of the dean of administration has come from his service on the job. In his capacity, he has prepared the following grant proposals, all of which were funded:

1. Title I, Higher Education Act, 1967—$10,957.33 to conduct three summer workshops in group relations for District of Columbia government employees.

2. Health, Education, and Welfare Special Education Grant, 1966—$4,000 to conduct institutes for teachers of the emotionally disturbed and mentally retarded.

3. Title I, Higher Education Act, 1968—$16,590 to conduct five summer workshops in group relations for District of Columbia government department heads, deputies and supervisors.

4. Title VI, Higher Education Act, 1968—$3,960 for the purchase of higher education instructional equipment.

5. Title VI, Higher Education Act, 1968—$15,690 for the purchase of closed circuit television equipment for instructional use.

6. Title I, Higher Education Facilities Act, 1969—$225,000 for the renovation of attic space for classroom use at the District of Columbia Teachers College.

7. Title VI, Higher Education Act, 1969—$3,924 for the purchase of higher education instructional equipment.

8. Title I, Higher Education Facilities Act, 1970—$174,024 for the renovation of unused basement space for classroom use at the District of Columbia Teachers College.

---

[2] The investigative staff report refers to the position of the President that employees on the administrative schedule should be able to teach. This is true to the extent that should two candidates applying for a position in financial or other administration meet basic qualifications and one in addition is qualified to teach, the latter would receive the recommendation. A candidate not meeting the qualifications is not going to be recommended because she can teach.

9. Title VI, Higher Education Act, 1970—$14,216 for the purchase of higher education instructional equipment.

10. Title VI, Higher Education Act, 1970—$14,510 for the purchase of closed circuit television equipment for instructional use.

11. U.S.O.E. Special Opportunity Planning Grant, 1970—$20,404 to conduct a facilities need study for the District of Columbia Teachers College.

12. Title I, Higher Education Facilities Act, 1971—$100,000 for partial funding of a new gymnasium-swimming pool facility for the District of Columbia Teachers College.

Dean Peter V. Swindler further indicates the breadth of his preparation: he has satisfactorily completed his doctoral statistics examination which certifies his competence in the use of statistics in educational administration.

He has had a wide variety of experiences with various businesses. He has managed funds for a multimillion dollar management corporation. He was responsible for the daily col'ection and deposit of $12,000 to $23,000 as well as "trouble shooting" management problems in the various businesses and "hi-rise" apartment buildings owned and operated by the corporation. He has been the director of community support programs for various governmental and private agencies. He has been the administrator of various community programs for the American University. He has served as an administrator at the Strayer Business College wherein it was necessary for him to have in-depth knowledge of the various courses offered in accounting and business administration. He was an administrator of various Government services, incorporated recreation facilities and programs. He was also employed by the Department of Interior in a management capacity. He has managed different motel and country club service programs.

A fuller statement is attached as appendix II.

2. Assistant to the dean of administration

The competence of the assistant to the dean of administration was a concern of the survey staff, which offered the following assessment: "little business training or experience prior to assuming his present position in 1969."

The assistant to the dean in 3 years of service as District of Columbia Teachers College librarian studied library space arrangements, needs for audiovisual equipment (equipment is a responsibility of the dean). He has actual experience in construction. He held "a journeyman card in the Carpenters and Cabinet Makers Union. AFL (had employment—lumbering particularly in scaling and grading and as rigger in oil refinery. . .."). A fuller statement is attached as appendix III.

3. Accounting officer

"(4) The account officer, who received his B.S. degree in accounting in 1971, is inexperienced in District budget and accounting procedures. Rather than developing improvements to the college accounting system, as required by his job description, he has become totally immersed in daily accounting routine so that the only improvements in the accounting systems which have been made were in reaction to external recommendations, such as those contained in the General Accounting Office report of May 16, 1972."

The accounting officer is responsible for the accounting precedures as described in the position description. In addition to his responsibilities, he has been assigned to the college appropriated budget, since the preparation of the budget falls at present on existing personnel (due to the lack of a budget officer).

The accountant, prior to his appointment in May 1971, received training in commercial and cost accounting systems and subsequently took an accounting course at the Department of Agriculture. Since then he has acquired considerable technical know-how from the District Accounting Office to perform his duties.

The accountant's duties are numerous, yet he is handicapped because of personnel, to delegate many of the routine accounting functions. The accounting section consists of the accountant, two technicians, and one cashier. One of the technicians was appointed a little over a year ago, the other has recently begun to assist in the accounting section though a considerable portion of her time is spent on payroll. These two technicians' main duties include the preparation of the payroll, nonappropriated and appropriated bookkeeping, processing of travel requests, maintaining student accounts, and many other related duties in the business office.

The accountant spends a considerable portion of his time—July to January—preparing the operating appropriated budget; therefore, other areas under his supervision receive partial attention.

There are, of necessity, various differences between the duties of personnel as indicated in their job descriptions compared to those actually being performed; the dean of administration advises as follows:

"The College has been required to deploy its limited staff where they could most effectively be used. Therefore, in many cases an employee will work according to his job description and on top of this, perform a wide variety of 'other duties as assigned.'"

An example of the above occurred when the teachers college became an independent agency. The dean of administration at that time went through extensive meetings with representatives of the Department of Personnel, District of Columbia government, in an effort to obtain a position for a systems accountant but consistently was denied this request. The college has since that time been able to develop various systems and procedures that have improved its financial management but such improvement could have been expedited and operated more effectively if the accountant's position had been classified at the higher "systems" grade when that job was created.

j. Financial manager

The investigative staff report also asks questions about the competence of the financial manager, who replies as follows:

"The incumbent financial manager holds a bachelor of science degree in business administration from an accredited institution.

"The employment experiences at Howard University did, in fact provide substantially, the 'experience necessary to interpret complex Government regulations' pertaining to procurement, personnel policies, and the reporting of financial affairs, since the university maintained its records on the basis of Federal Government regulations. (District policy is not far different.) District manuals of procedures are available in this office, and do not require a 'Philadelphia lawyer' to interpret."

Reorganization of the office

Staff in the office of the dean of administration are giving full attention to reorganization of this major college department.

The procurement officer has made a number of suggestions. One deals with the present practices of separating appropriated funds and nonappropriated.

The financial manager has presented the following suggestions which are under study:

Office of dean administration

"The office of the dean of administration needs to be reorganized in order to correct the myriad of deficiencies noted . . ." This writer would tend to agree if the statement were to read: "The Functions in the office of the dean of administration need to be reorganized . . ." with the attending increase in personnel to perform the functions:

1. *Budgeting; appropriated funds.*—This area needs a full-time budget officer, to first formulate and prepare the many schedules for the initial considerations of the Office of Budget and Executive Management (Office of the Mayor). Second, to review the monthly changes in the financial plan programing as conditions warrant. Third, to be responsible for the capital outlay funds and maintain close liaison with General Services Administration.

Nonappropriated funds.—Provide projected income and expenditure budgets for the divisions of the college, and provide warranted changes as conditions merit. This is a needed position, not now available to the college.

In this area, a reconsideration of the "added duties" is needed; that is, reviewing requisitions from S.G.A., other student groups, and athletics, as well as exit interviews with students for N.D.S.L.

"Much of this point out the need for full-time clerical assistance to the financial manager, which has never been available. The procurement officer urgently needs an additional clerk, whose major responsibility would be the preparation of orders from approved requisitions. At this time one employee is overburdened with order preparation, payment schedules, and maintaining the files."

The reference to locating materials in files (p. 26) has merit and has been given consideration. Uniform identity of the same item in the different major offices, for example, identification of a reimbursable service by the same name in

the office of the president, dean of the college, and office of the dean of administration, will improve locating materials in files and is being followed.

FINANCIAL MANAGEMENT

The report considers at length the college budget and the procedures leading up to the completed budget.

Equipment needs

Academic divisions do submit their equipment-supply needs several times a year, not only for the appropriated budget but also for expenditure from such nonappropriated funds as are available and for consideration of Federal HEA/title I grants to the college. The system requires the academic chairmen to submit requests to the dean of administration; if the available funding cannot provide for all requests, he will submit the requests to the dean of the college for selection. The dean of administration requests a list from all division chairmen of the estimated equipment requirements for the following fiscal year during the spring of each year.

"The open door" versus interruption

The investigative staff was critical of interruptions in the work of personnel in financial and business administration. The statement, page 25, is as follows:

"The investigative staff observed repeated interruptions in work of key supervisory and other personnel throughout the day by students and other college personnel due to the lack of controls over access to their offices and work areas. Consideration should be given to establishing scheduled times when the office will be open for services to students and other college personnel. At the same time, consideration should also be given to the relocation of certain office personnel and functions which would reduce the flow of traffic through the working areas. This would also provide more efficient working conditions for personnel and better services to students and other college personnel."

The college, like many institutions of higher education today, has prided itself on an "open door"; that is, not necessarily requiring students and faculty to make appointments to see administrators and to get business done. Perhaps some restrictions are now due; we will consider limitations on hours for students and faculty to conduct business. The view of the accounting officer, who is often interrupted, follows:

"Key personnel in the Dean of Administration Office are interrupted by students and faculty members who need certain services or information. It would be highly desirable to have limited office hours to serve the students and faculty, but that would inconvenience students who have to work and are unable to come at restricted hours. The investigations staff made the observation of repeated interruptions during a period of fall registration which is one of the busiest times of the year. Such observation may not warrant the conclusion since fall registration is not representative of the average office time."

Several changes will be made: (1) The divisions will be assigned a tentative budget figure, (2) the division chairmen will submit their requests for equipment and supplies to the dean of the college, the academic dean, who will submit to the dean of administration in accordance with the allotment, (3) academic leaders will be clearly informed of the differences between equipment in "operating" and in "capital," between equipment requests for title VI (instruction) and other requests.

For fiscal year 1974 budget request, the college compiled both a capital and an operating equipment list, as well as for title VI (part A and part B). In fiscal year 1974, the college had no nonappropriated funding for equipment and supplies.

Fees in reimbursable services

In the fiscal year 1974 budget request prepared in summer 1974, the college included funding from its reimbursable services and from Federal grants reply to item, page 28, final paragraph. Please note appendix III. Fees received from the reimbursable services are placed in the appropriation, assigned to a budget activity. The college places other fees in a commercial bank, some earmarked for (1) The Student Government Association, (2) college athletics, and (3) student wages. Other fee money continues to provide for operating needs not met by the appropriation, a matter reported to the Congress in the congressionally authorized Strayer report of 1949.

The college would be pleased to have an adequate appropriation and to end dependence on fees for operating needs.

Uniform financial reporting

College staff having general and financial administration responsibilities agree with the Nelsen Commission recommendation for uniform reporting and the use of the American Council on Education (ACE) financial forms. Although now more than 20 years old, the ACE forms with some modification can readily serve needs of public higher education institutions in the District.

Transfer of funding (p. 29)

The Teachers College did not receive adequate funding by the public schools when the college was transferred to the Board of Higher Education. Various members of the Teachers College staff steadily made requests of and held meetings with public school officers, Board of Higher Education officers, D.C. government budget office, and officers of the Federal City in an attempt to remedy this inadequate fund transfer. Finally, an agreement was reached, supported by the Department head of the D.C. budget office, that the amount of money that had been transferred was not correct, and he initiated a reprograming which thereby brought the budget into balance.

Overobligation of funds

As the investigative staff report shows, a review by the Office of the Municipal Audits led to that office directing the District of Columbia College to correct certain charges that had been incorrectly posted to the fiscal year 1971 appropriation. When these corrections had been made, the fiscal year 1971 appropriation was not overspent. The college did not experience a deficiency in fiscal year 1972. At this writing, according to the accounting officer's review of obligations and disbursements against the fiscal year 1973 appropriation, the college will again be in the black.

Accounting records

The staff report has raised questions about accounting at the college and the President's report in response to the General Accounting Office report B–167006. The Accounting Officer provides the following explanation:

"The investigations staff stated that the accountant's statement to the president on the institution of a daily and monthly statement could not have been true because no written memorandum of record of obligations and expenditures was established for fiscal year 1972 or the first of fiscal year 1973.

"This office instituted a daily and monthly record of obligations and disbursements since April 1972. At present, a ledger of accounts is maintained for the operating appropriated fund, and it is reconciled with the computer printout from district accounting."

Budget officer (p. 31)

The college needs a budget officer. Requests of the college in the past have been approved by the Mayor but disapproved by the Congress. At present, the position is among the institution's unfunded needs. Further, the development of HEASA, referred to previously in this response, will mean the assumption of major budget responsibilities by the agency for administrative services. Finally, the college now gives consideration to converting a present authorized position to that for a budget officer.

Obligation financial plan

The point of the investigative staff, that spending in budget activities and object classes must keep within the financial plan or reprograming approved, is well taken. During fiscal year 1973, the college has properly sought approval from the Office of Budget and Financial Management (OBFM) for reprograming between object classes.

Nonappropriated funds

The report of the survey staff of the college use and management of the nonappropriated funds is essentially correct for the 40 years or so of the District of Columbia Teachers College and its predecessor institutions until winter and spring 1971–72 when substantial changes were effected. These changes have continued through 1972–73 with the aim of bringing college policies and procedures in line with Federal and District law regulations. Changes occurred during the visit of the audit team of the General Accounting Office and after the

GAO report B–167006. Changes occurred during and after the review by the District of Columbia Office of Municipal Audits in spring and fall 1972. Changes occurred during and after the visit of the House Appropriations Committee Survey and Investigating Team.

Significant changes reported to the Office of Municipal Audits, District of Columbia, on handling nonappropriated funds are as follows:

1. All Federal grants are deposited in the U.S. Treasury, are reported to the Mayor-Commissioner, receive an account number, are treated as trust accounts—are not placed in a commercial bank.

2. All reimbursable service funds are transferred by interagency voucher to the college appropriation, are expended from the appropriation in accordance with an agreement—are not placed in a commercial bank. The fees to the col'ege in the reimbursable service contract are thus also transferred to the college appropriation.

3. All tuition from nonresident students is deposited in the U.S. Treasury to the credit of the District Government.

4. The $35 student fee, as the staff report notes, has been approved by the Board of Higher Education (August 9, 1972), is made totally available to the students, is deposited in a commercial bank.

The Student-Faculty Finance Committee of the co'lege has established a percentage formula for allocation of the funds from the $35 fee: (1) Student Government Association—50 percent, (2) college athletics—40 percent, and (3) student wages—10 percent. Approximately $100,000 is expected for fiscal year 1974.

Supported by the Board of Higher Education Vice-Chairman (and then Chairman of the Committee on Management and Budget), the president did ask the Corporation Counsel (November 6, 1972) to review the earlier opinion (August 11, 1972) on the matter of the nature and use of the other fees paid by students. As the president of Wilson Teachers College found it necessary to do in 1931,[3] (to use the student fees to help out in operating the institution, viz, employ a te'ephone switchboard operator), the incumbent president also finds it necessary to use fees for operating expenses not met by the appropriation.

It is the hope of the institution that the issue of fees and their use will be resolved and that the Congress will appropriate for the Teachers College at a level equal to or at least approaching that for the other public colleges.

Accounting officers financial statements.—The staff report is critical of records and reports from the Office of the Dean of Administration. The accounting officer provides the following reply:

"The accounting officer records additional changes made with respect to the commercial bank account.

"The college no longer uses the commercial bank account for the following transactions:

(*a*) Advance of travel expenses.

(*b*) Loans and salary advances to faculty and staff.

(*c*) Emergency loans to students.

(*d*) Temporarily funding grant programs in anticipation of receipt of grant funds.

(*e*) Providing grant programs to District of Columbia Public Schools."

Here follow responses to a number of matters.

1. The question the investigating staff raises about "Accounts Receivable" (pp. 36–37), actually unrepaid loans to students, is appropriate. Should the amount still be carried as receivable?

The accounting officer provides the following statement about "Accounts Receivable":

"The account 'Accounts Receivable' is a misnomer in this case since it does not represent an asset but consists of charges to students for unredeemed bad checks presented to the college. Letters have been sent to students requesting that payments be made toward their loans. Responses from students are poor and there is only one recourse available at present, that is, to withhold their academic transcripts until all debts are settled."

2. With respect to travel advances (p. 37), as reported above, the college does not now provide travel advances against appropriated funds or against reimbursement from appropriated funds.

---

[3] Since the WTC instance in 1931, all subsequent presidents also followed the same practice of using a portion of the fees for operating expenses.

3. The college does not continue to make emergency loans for studetns (p. 37).

4. Although the dean of administration does prepare and has prepared a budget for the nonappropriated funds, including the $35 fee, it is true that one was not ready by November 1972, but was subsequently completed. The fiscal year 1974 budget for the nonappropriated funds is now being prepared. All staff in financial management know and accept the importance of such a budget, which is also being prepared for the $35 fee.

5. All employees of the college are paid from appropriated or grant funds. None is paid from nonappropriated funds. This is a change in policy and practice.

6. The college has firm control now of overtime service and compensation and receives approval from OBFM for overtime.

7. With reference to the college bookstore the goal is to have the Congress authorize the bookstore and a bookstore revolving fund. After approximately 16 years' experience depending on commercial bookstores, college staff believe they can best serve the students by operating an on-site college bookstore but require the support of authorization and appropriation. Consideration is being given to limiting the hours of operation of the bookstore. New sources of funding and new possible interrelationships between the Teachers College and Federal City College are being explored.

Suggestions of the investigative staff for bookstore operation are well taken.

The Accounting Officer provides the following information about trial balance—

"For fiscal year 1973 a trial balance and a cumulative income-expenditure report are prepared monthly for management. Asset and liability statements were prepared in fiscal year 1971, but they were not readily acceptable to management. Such statements could be now revitalized, it deemed desirable, to supplement the two current monthly reports."

The staff responsible for financial management are firmly convinced that the major problem of the institution in this area is personnel, primarily the numbers of personnel—not competence, position levels, position descriptions—but trained bodies to do the job. The per capita funding of the Teachers College—about 50 percent of that for the other public colleges—is reflected in level of funding for the office of the dean of administration and other major departments.

Improvements can be made in management and financial administration, systems can be viewed or developed, reorganization of offices can also take place—the number of people to work, however, is fundamental to the effective operation. Personnel shortages for more than 40 years led to the use of nonappropriated funds for operating an institution of higher education.

IV. Student Fees and Tuition

A. STUDENT FEES

The investigative staff report is essentially accurate in reviewing and summarizing the history and current status of student fees. The present and predecessor colleges have always depended on the fee because the appropriation was and is inadequate for normal operating expenses. With a per capita funding approxiamtely twice that of the Teachers College, Washington Technical Institute, and Federal City College do not have to depend on fees. The Teachers College does. All of the Teachers College presidents so concluded.

Response to the report and to the issue of the fee follows:

(1) As of 1972–73 all fees are not now deposited in a commercial bank (p. 41). Fees received through reimbursable service agreements are transferred and placed in the college appropriation.

(2) The college has a history of using the fees for operating expenses. The staff report indicates that the board of education was aware of and approved the use of the fee "for whatever purpose the college's budget boards deemed justifiable" (p. 42).

(3) The president of the Teachers College has not made specific reference to the "$10 fee" for part-time students. No complete list of fees, that is, for transcript, lockers, laboratory, et cetera, has been made although the administration is prepared to report such with the ultimate goal of an adequate appropriation in lieu of dependence on fees (p. 43).

(4) The fee policy and procedure was first officially reported to the Congress in the Strayer survey, authorized by the Congress in 1948 and published in 1949. Since then the imposition of fees has been reported to the House and Senate

Appropriations Subcommittee, together with report of tuition. Detailed information about the $35 fee and the $10 fee has not been provided (and not requested) ; it is of course available at any time to the Congress.

It is repeated that it is not unreasonable to conclude that the Congress has acquiesced to the fee policy.

Please note appendix IV.

(5) The college has not regarded the difference in the fee for the day student and that for the evening student as inequitable. Evening students include a great majority of men and women who are working full time, sometimes as many as 2,000 persons teaching in the District schools and often accustomed to paying as much as $50–$90 per semester hour at Metropolitan Washington universities. Evening undergraduate students, while not normally experiencing such tuition charges, are also predominantly working full time. On the other hand, the majority of day students are not working full time or even majority of the time during a 40-hour workweek.

(6) Allocation of the $35 fee for fiscal year 1973 (pp. 45–46), was as reported by the investigative staff; for fiscal year 1974 the formula, reported earlier in the preceding section of the college response, follows: (*a*) Student government association—50 percent; (*b*) college athletics—40 percent; and, (*c*) student wages—10 percent.

The college must show a "maintenance of effort" in student wages in order to qualify for Federal assistance to students. Here again, the institution should not have to depend on the uncertain level of fee payment for "maintenance of effort" but should have appropriated funds for that purpose.

(7) The president has placed before the board of higher education the question—indeed "the issue"—of control of student expenditures. Is the institution, that is the president, ultimately responsible for these expenditures, or are the student? If assigned the responsibility, the president accepts the task. If the institution is not responsible, the policy must be clearly stated. (Report, 46–47.)

(8) BHE recognized that the Teachers College appropriation is not adequate and that the fee is necessary to supplement (p. 47).

B. TUITION FOR NONRESIDENT STUDENTS

Questions raised by the General Accounting Office report and reviewed by the investigating staff deal primarily: (1) With procedure for collecting the tuition; and, (2) with the matter of whether foreign students pay tuition. Teachers College has established a system for identification of nonresident students and collection of their tuition. The college has referred certain questions, including the question of the foreign student, to the Corporation Counsel, District of Columbia.

The staff report summarizes the questions and issues of nonresident tuition and raises questions about the effectiveness of college procedures. The report does not raise the issue of payment of tuition by resident students.

Payment of Nonresident Tuition

By Spring 1973 the college deans responsible for the collection of tuition—the dean of admissions and registrar responsible for identification and the dean of administration for billing and/or collecting the tuition—conclude the system is effective. During the fall of 1972, when for the first time the college sought to identify and collect at the time of registration, the system was not effective. By summer 1973, the dean of admissions and registrator will have identified nonresident students at time of application and admission.

These new procedures contract with the school board policy of turning over collection to public school staff and with procedure 1969–1972 of identifying the student only after registration.

The change in procedure was not possible with the staff assigned to the dean of admissions and registrar. General administration decision was to request the dean of students to make available several of his staff for the purpose of identifying the nonresident. Less effective in fall 1972, the new procedure has since become effective. Likewise, more prompt collection by the office of the dean of administration was characteristic of spring 1973 registration.

A systematic effort was made to be certain that no nonresident student during the period January 1969, when the college moved under the BHE, through spring 1972 had failed to pay tuition.

College administration anticipates an effective system for nonresident tuition, which also includes the policy of "freezing records" of nonresident students who have not paid, denying enrollment to those who are delinquent, and declaring "incomplete registration" of those who are delinquent while enrolled during a semester.

Foreign Student Tuition

The investigative staff has stated the issue of payment of nonresident tuition by foreign students very clearly. The question is whether a foreign student can be a resident of the District of Columbia and be treated like other District residents, 21 years and older who do not pay tuition.

The Teachers College under the BHE has followed the same policy with respect to foreign students that it followed while under the School Board but has referred the question to the Corporation Counsel, District of Columbia.

The Teachers College does not have a vested or peculiar interest in the matter. A reference in the investigative staff report is "to the college's liberalized application of the law" (p. 53). The policy may not be so much a liberal interpretation as a maintenance of policy until advised by the legal arm of the District.

Foreign students at the District of Columbia Teachers College were advised that a legal ruling could lead to the requirement of nonresident tuition payment.

(Page 25)—"In this area, a reconsideration of the "added duties" is needed: that is, reviewing requistions from S.G.A., other student groups and athletics, as well as exit interviews with students for NDSL."

"Much of this points out the need for full-time clerical assistance to the Financial Manager, which has never been available. The Procurement Officer urgently needs an additional clerk, whose major responsibility would be the preparation of orders from approved requisitions. At this time one employee is over-burdened with order preparation, payment schedules and maintaining the files."

V. Procurement and Accountabiity for Supplies and Equipment

The District of Columbia Teachers College for more than a year has steadily and systematically taken steps to make its procurement practices and property accountability consistent with Federal and District law and regulations.

Limitations on the total effectiveness of the system are partially reflected in a report of a team providing technical assistance from the Bureau of Material Management, Department of General Services.

A. Procurement Policies and Practices

College staff believe that substantial improvement has taken place during the last 2 years in procurement, improvement in one respect being adherence to established rules and regulations. At the same time, further improvements are necessary, and a review of organizations and responsibilities will lead to some improvement.

One solution may be HEASA, agency referred to previously to provide administrative services for Federal City College and the Teachers College. Another solution is more staff, as recommended by Material Management.

"Recommendation: It is difficult to operate effectively with the present staff. A minimum of four additional full-time positions are required: one assistant purchasing agent, storekeeper, property clerk, and a clerk-typist."

To some extent procurement with appropriated funds as against procurement by nonappropriated funds may have created problems in the past. In the present, however, funding for procurement is increasingly placed in the appropriated funds (that is, fees in reimbursable services contracts), established practices are followed, and problems lessen. The procurement officer, while requiring additional assistance, now has assistance from a staff member paid for from reimbursable services contracts. (Several agreements for reimbursable services require the purchase of supplies.)

B. Accountability for Supplies and Equipment

The college has made some improvement in inventory and recordkeeping of equipment and supplies. The college does now have a general ledger for equipment, and at present the business assistant (to the procurement officer) is working on the subsidiary inventory records.

It is not possible to wear out the need for able bodies to perform all the tasks set forth by GAO and repeated by the investigative staff. Even though "the specialists" from the Bureau of Material Management visited the college only a short time in July 1972, it may have been possible for them at that time to make a valid finding, reported above and repeated below.

"Recommendation: It is difficult to operate effectively with the present staff. A minimum of four additional full-time positions are required: one assistant purchasing agent, storekeeper, property clerk, and a clerk-typist."

Even if a HEASA is established, or similar arrangement created, the Teachers College requires sufficient staff to maintain accountability for property.

VI. Audit Responsibility

During the current fiscal year 1973 and fiscal year 1972, the District of Columbia Teachers College has benefited from several audits by the Office of Municipal Audit, District of Columbia. The several audit teams have received the following: (1) The obligation of the appropriation fiscal year 1971; (2) several financial problems in the office of dean of administration; and (3) operation of nonappropriated funds in the college. In each instant management and administration effectiveness have been improved by audits and conference with members of the audit teams, who have offered technical assistance.

The investigating staff report set forth the following (p. 60)—

"At the request of the President of the DCTC, the Office of Municipal Audits conducted a financial review of the records of the DCTC for fiscal year 1971. The request for the audit was initiated by the college president after he had discussed with representatives of the General Accounting Office an apparent overobligation of fiscal year 1971 appropriated funds by the DCTC. The report of audit, dated March 29, 1972, recommended adjustments of obligations between fiscal years 1970, 1971, and 1972, which had the effect of eliminating the fiscal year 1971 overobligation."

The audit report S.A. 33–72, a study of several financial transactions at the college, requires reply by the president of the college. His reply, which was an item-by-item response to matters dealing with travel, procurement, salary advances, and other matters, was accepted by the director of municipal adults. The president of the college received information that his reply has been accepted by Mr. Ben Gilbert, Mayor Commissioner Assistant.

The Office of Municipal Audits has conducted a third audit at the Teachers College, this time of the handling of nonappropriated funds. A report of this audit has not yet been received. As in previous instances the college benefited from conferences from the audit period.

As the investigative staff report indicated, the Teachers College did employ an auditor for the fiscal years 1966, 1967, 1968, 1969, and 1970. The person was a former auditor of the Department of Health, Education, and Welfare. With audits by General Accounting Office beginning the summer of 1971 and extending into 1972, and with the municipal audits—in addition to the cost items for the private audit the president of the college did not conclude that a private audit was justifiable after 1970.

The private auditor made the following comment in the fiscal years 1969 and 1970 report (p. 61)—

"Audits of the college nonappropriated funds were performed by a private auditor employed by the college, for fiscal years 1966 through 1970. No audits were made in 1971 or 1972. The DCTC president said it had been estimated that an audit of the nonappropriated funds would cost $9,000, and he was concerned as to the source of funds to pay for an audit. Significantly, the audit reports for both fiscal year 1969 and fiscal year 1970 contained the same comment by the private auditor. "It would appear to the auditor that the continuing and repetitive errors of both commission and omission were attributive for the most part to the absence of personnel experienced and knowledgeable in accounting and fiscal procedures together with the extensive use of students on a part-time basis.'"

During this period of time and prior to fiscal year 1969, the college did not have an accountant, except for the period beginning May 4, 1970. Today, the college requires more staff in this area in the office of dean of administration than the two authorized positions—accounting officer and accounting technician.

Finally, college staff recognize the value of audits and welcomes them, having benefited in management and administration from the successive audits.

VII. Grants and Reimbursable Services

In this section the investigative staff reports on its overall study of Federal grants to the college and its reimbursable service contracts with other District agencies: (1) The adult courtesy patrol—a block grant; and, (2) the special opportunity grant. The college responds to the report.

A. General consideration of grant matters

The investigative staff report includes the following passage (p. 62)—

"Prior to fiscal year 1973, grant funds and funds received for reimbursables were improperly deposited in the college's commercial bank account. College officials advised the investigative staff in November 1972, that all funds received from grants and reimbursable services are now being deposited in the District Treasury."

All Federal grants are deposited in the U.S. Treasury as trust accounts. Each trust account has an account number provided by the Office of Budget and Financial Management. Each reimbursable service contract is funded through a transfer voucher effecting a transfer of funds from one Disrtict agency, that is, District of Columbia Public Schools, to the credit of the District of Columbia Teachers College appropriation according to the proper budget activity.

The college has two central sources for all grants and reimbursable service contracts.

The investigative staff had difficulty, it reported, in getting necessary information about grants and reimbursable services contracts (p. 62).

"The investigative staff endeavored to identify all of the DCTC grant programs and reimbursable activities for fiscal years 1972 and 1973. There was no central source at the college where the investigative staff could obtain this information. As a result, the investigative staff had to review the files and records in the offices of the grants coordinator, the dean of administration, and the college president, as well as interview other college officials and personnel, who were concerned with the grant and reimbursable programs."

First, in the office of the dean of administration, the accounting section files a folder on each reimbursable service contract. The accounting office advises the president of the college that during the period August 28 through December 1972 each contract was avaliable in his files.

The accounting office also advises that as of this date June 1, 1973, folders for each grant and reimbursable service contract is on file and can be made immediately available.

Second, the assistant to the president for grants coordination also maintains a file of each grant and reimbursable service contract. On July 28, 1972, the president established a committee on grants coordination in order to effect closer cooperation in relationship between the offices concerned with programs, personnel, receipt of transfer voucher or grant award, procurement, disbursement of funds and accounting. In 1973 the committee has made progress on problems of grant filing, exchange of information, and followup. The grants coordinator today spends about half his time on grants or reimbursable activities.

A reference is made to a difference in the reports of the grant coordinator and the accounting officer on grants and reimbursable services contracts (p. 53)

"The Grants Coordinator prepared a schedule which included the grant and reimbursable funds for fiscal year 1972. The accounting officer prepared the operating statement for the nonappropriated funds for fiscal year 1972, which contained amounts received and expended for grants and reimbursable services. In most cases grant fund amounts in the grants coordinator's schedule did not agree with amounts on the operating statement for fiscal year 1972. The following schedule compares the amounts shown on the grants coordinator's schedules with the amounts shown of the operating statement for fiscal year 1972."

The accounting officer provides the following explanation:

"The grant coordinator's schedule does not agree with the DCTC operating statement in grant fund amount because of the nature of the reporting system. The coordinator's schedule represents the actual grant or proposal, while the operating statement reflects the net balance between income received and expenditures disbursed."

The concern of the staff about some of the services that the college renders is a concern that the college also has (p. 66).

"For some of the reimburseable programs listed in the schedule, the DCTC provides primarily administrative services such as preparing payrolls, procuring supplies, and providing bookkeeping services. These administrative services are performed for such programs as the Junior Village, and the total learning centers."

Other staff members have raised the same question. Is the return to the college in overhead sufficient to cover the services? Should college services be limited solely to teacher education? The grants coordinator has concluded that nonacademic services with small overhead do not justify the time of the institution. On the other hand, the college has gained, it is believed, in good will and support from other District agencies, especially the public schools, and has generally emphasized the teacher education and other academic services. Further consideration will be given to the question and to the recommendation of the investigative staff.

B. RESPONSE TO STUDY OF TWO GRANTS

The investigative staff report studied in some detail two of the college grants: (1) The adult courtesy patrol, funded by a block grant from the Office of Criminal Justice Plans and Analysis, which in turn is funded by the Department of Justice and (2) a special opportunity grant, awarded the college under title I of the Higher Education Facilities Act, administered by the Department of Health, Education, and Welfare.

This response considers the statements in the staff report in the following sections.

1. Adult courtesy patrol

In the background section of the report the investigative staff provided certain information from the Office of Youth Opportunity Services and Office of Criminal Justice Plans and Analysis; this response will not comment on such statement. Comments of college officials follow: (p. 67)—

"1. According to the Office of Youth Opportunity Services and DCTC officials, an objective of the program was to get the District of Columbia Trojans, some of whom had 'alcohol problems,' off the street and motivate them to obtain better jobs."

The objective of the program was and is to provide an effective patrol for service and security for citizens along 14th Street. Any help, including rehabilitation for the District of Columbia Trojans, was a byproduct and not a stated objective for the program.

2. (p. 67)—"DCTC officials said he was a good leader but had no respect for formal structures, citing his unauthorized commitment of patrol funds without approved purchase orders, and the hiring and firing of patrol members on the street."

The Trojan leader did not follow established procedures for procurement and personnel. College officials do not say that "he had no respect for formal structures."

In the section on financial data are several statements which lead to a response.

3. (p. 70)—"The aforementioned tabulations disclose that the DCTC 1971 and 1972 State and local share budgets amounted to only 23 percent, and not the required 25 percent. It is also noted that the State and * * *."

For future budget requests and by actual contribution, the teachers college will make every effort to contribute the 25-percent share as required by law.

4. (p. 71)—"The amount of time reportedly spent on the adult courtesy patrol by certain DCTC personnel does not appear to be justified."

Time spent by DCTC personnel was indeed very large at the outset and during the early development of the program. Even during fiscal year 1973 officials have had to spend a large amount of time on budget, adjustment of project period, and other changes. The patrol was not funded from October 1, 1972, until late in the calendar year. At that time college personnel contributed less time.

It must be noted that no faculty member, administrator, general schedule employees received any compensation or salary for work contributed to the adult courtesy patrol during any time when the employee was on a duty status. It would appear from the investigative staff report that the college president actually received a salary. He did not; his salary was and has been contributed.

In the section "Discrepancies in administering grants," the report requires several response.

5. (p. 71)—"An analysis of the DCTC general ledger for the adult courtesy patrol disclosed that moneys in the college's commercial bank account were used to pay expenses incurred by the adult courtesy patrol, prior to the receipt of the grant funds, with the approval of the college president."

The college no longer places the ACP grant in a commercial bank. The award, which is called a block grant, is transferred within the District government to permit the college to obligate and disburse funds.

The required and established procedure meant that the college could not use funds on the commercial bank to keep the program moving between October 1 and December 1, and the project was dormant during that period and until new government funds became available.

6. (p. 71)—"Adequate records and control of property furnished to the adult courtesy patrol were not maintained by the DCTC. For example, an individual inventory record card could not be located for a new electric typewriter purchased in August 1971, which typewriter was later stolen in November 1971, from the adult courtesy patrol headquarters; and the college inventory records made available did not account for the 'walkie-talkies' (which cost over $50 each) purchased under the original grant."

Although insufficient staff in the business office precluded the preparation of individual inventory record card for the electric typewriter and walkie-talkies. Nevertheless, the procurement officer, who has individual responsibility, does have a list of equipment issued to the adult courtesy patrol and does include in the list a "selectric typewriter" and walkie-talkies.

Evaluation of patrol: The report includes an evaluation of the adult courtesy patrol, which admittedly is not easy to assess.

"The present Director of the Office of Criminal Justice Plans and Analysis said his office does not evaluate the grants, and he did not know how to evaluate the effectiveness of a grant in a criminal field, like the adult courtesy patrol. He said while nonindigenous personnel would have a 'positive effect' in the adult courtesy patrol, he believed that employment of patrol members should not be based on their own need, if the individuals could not make a contribution to the patrol."

College officials move from the same conclusion. Selection of patrol members is based on their service in the patrol. It is good if at the same time community persons can be helped.

"An officer in the Community Relations Unit of the 4th District Metropolitan Police Department, who represented the Metropolitan Police Department on a panel of adult courtesy patrol members, and who was also a police adviser to the community advisory board to the adult courtesy patrol, said it was difficult to evaluate the value of the adult courtesy patrol."

The college does not seek to identify the police officer but does have statements from a police officer in the same unit that the community people in the patrol do have a worth in this kind of service that uniformed police officers cannot provide.

The college conducted another survey of the worth of the patrol to 14th Street businessmen late in December 1972 and January 1973. Like the other survey conducted by the college, the results are in the majority "positive," that is, businessmen know the patrol, say that they believe it helps them, want it continued.

The teachers college makes no special brief for the adult courtesy patrol. In contributing a public service, an established "budget activity" for fiscal year 1974, the college receives no overhead, often sees its energies drained in support of the patrol, and has often received sharp criticism of the college role and the patrol function. On balance, however, the president of the college views the college management of the adult courtesy patrol as a service to a community that needs all the services that it can get and wishes the patrol could have a bonafide "rehabilitative component" and financial support for such a secondary contribution.

2. Special opportunity grant

The purpose of the special opportunity grant was not duplicated by the Arthur D. Little study. According to the investigative staff report such duplication "was recognized." Comprehensive as it was, the Arthur D. Little study (comprehensive plan for public higher education in the District of Columbia) did not accomplish what the title I grant was able to achieve, namely, the development of an academic program into physical facilities for approximately 3,300 FTE.

The teachers college made a substantial contribution too the Arthur D. Little study. The college reprogramed $25,000 from its appropriation and con-

tributed $50,000 from its title III/HEA grant (strengthening developing colleges, college support division, USOE) to the costs of the Little study (about $271,000).

The investigative staff quite properly raised questions about an RFP and the varying times of submission of the three different proposals. In light of technical assistance received by college officials beginning with fiscal year 1972, the college would proceed in the future only with an RFP, would have quotations received at a stipulated time, would act promptly in the award of the contract. These are established procedures today.

The president of the college, however, does take the unequivocal position that the best proposal was chosen, that the lowest bid was approved, that the other bids were above the $20,000 grant that the college had been awarded. The president met with representatives of all three companies, knows that in these meetings the same information was provided each company representative, and believes that the interests of the government and tax-paying citizens were served in the award to Davis, McConnell, and Ralston.

The president concludes, further, that the product of the work of the firm was sound—both the written presentation of program and physical facilities and the drawings and architectural renderings of the physical facilities.

Appendix I

Classroom Use

The classification of classroom use at the District of Columbia Teachers College follows the standards as indicated in University Space Planning, by Harlan D. Bareither and Jerry L. Schillinger published by the University of Illinois Press in 1968, and higher education management systems by the planning and management systems division of the Western Interstate Commission for Higher Education, Boulder, Colo., in 1971. The latter is generally referred to as the HEGIS standards. The former is referred to as the Illinois standards.

The HEGIS standards (see 2.1.1., pp. 9ff) indicates classroom use of 30 hours per week 60-percent occupancy (pp. 51–65), and class laboratories usage from 20–22 hours per week with 60–80 percent occupancy (p. 67). The Illinois standards indicates a weighted mean for occupancy of 57.3 percent for classroom for 30 hours per week schedule. The class laboratory schedule is indicated as either 20 or 24 hours per week with 8 percent student-station utilization. The greater number appears to pertain to noncommuter colleges.

The academic week at the college is Monday through Friday, 37 hours with 5 hours scheduled for Saturday. The Saturday class scheduling of courses are in specialized fields regularly listed in the college academic program.

During the week of November 1 through November 7, 1972, the class laboratory use at the college exceeded 90 percent on the basis of 20 hours a week use. Saturday use, if any, is not included. The business machine laboratory which is not included as its scheduled use is in excess of 30 hours.

The classroom use exceeded 67 percent on the basis of 30 hours per week of assigned use. The classroom vacancy on the basis of total occupancy for all available hours was 52.5 percent.

In the consideration of occupancy, the factor "of out of building class participation" was not considered. These figures were involved with actual physical occupancy of the several rooms by classes receiving instruction. The survey was made hourly for the week indicated.

Appendix II

Dean of Administration

Personal data:
Date and place of birth: July 8, 1931, in Washington, D.C.
Marital status: Married.
Children: One boy, 11; one girl, 10.
Formal education:
The American University, February 1949 to June 1960, psychology.
Shepherd Teachers College, September 1950 to February 1951, psychology.
University of Miami, February 1951 to September 1952, A.B., September 1952, psychology.
Wilson Teachers College, September 1953 to September 1955, chemistry.

The American University, September 1952 to June 1956, B.S., June 1956, chemistry-biology.

The American University, September 1952 to June 1958, M.A., June 1958, psychology.

George Washington University, September 1954 to February 1956, psychology.

The American University, September 1958 to present, Ph. D. candidate, education administration.

Davis, MacConnell, Ralston Davision of Westinghouse Learning Corp. (Stanford University), November 1970, certificate, college facility planning.

Present assignment: Dean of administration and assistant professor of psychology and education at the District of Columbia Teachers College.

Teaching and occupational record:

Dean of administration, District of Columbia Teachers College, July 1969—present.

Assistant to the president, District of Columbia Teachers College, February 1968—July 1969.

Assistant professor, District of Columbia Teachers College, February 1962—February 1968.

Instructor, District of Columbia Teachers College, September 1959—February 1962.

Lecturer, William & Mary College, September 1963—February 1964.

Professorial lecturer, the American University, September 1966—present.

Lecturer, the American University, June 1960—September 1966.

Lecturer, Sibley Hospital—School of Nursing, February 1960—June 1960.

Lecturer, Washington Hospital Center School of Nursing, September 1959—January 1962.

Director of guidance and counseling, Strayer College, June 1958—February 1962.

Staff instructor, the American University, September 1952—June 1958.

HONOR SOCIETIES TO WHICH HE HAS BEEN ELECTED, ACADEMIC HONORS, TITLES OF PUBLICATIONS, AND SO FORTH

1. Charter president, Phi Delta Kappa, Zeta Eta Chapter.
2. Delegate—representing the American University at the 30th Biennial Conference of Phi Delta Kappa at the University of Oklahoma.
3. Chairman, Hospitality Committee, Federal Schoolmen's Club.
4. Recipient, 9-year service award from the American Red Cross.
5. Author:
   (*a*) "1959 Strayer College Scholarship Examination";
   (*b*) "1960 Strayer College Scholarship Examination";
   (*c*) "A Study of the California Test of Personality With the Hard of Hearing Adult Male, 1958";
   (*d*) "A Survey of Current Periodicals Pertaining to the Education of Emotionally Disturbed and Mentally Retarded Children, 1966";
   (*e*) "Washington is Burning," 1970 (a discussion of race relations in the Nation's Capital.)
6. Recipient—Ford Foundation travel grant, 1969.

ASSISTANT TO THE DEAN OF ADMINISTRATION

The assistant to the dean of administration came to the college in September 1968 as a librarian. He continued in this capacity for 3 academic years. The past 2 academic years he has been the special assistant to the dean of administration.

During the years in the library his planning and design resulted in space reorganization, expansion of the nonbook facilities, growth in the areas of audiovisual, general program development, and design of library furnishings and hardware. This is in addition to his wide experience in areas of human relations, knowledge of literature and scientific development, acquaintance with art and music, experience as a collector, and wide travel all of which added to his qualifications as a reference librarian.

His original interest in library science was academic. A connection with a research project or problems of bibliography and cataloging suggested specific study in these fields. Ultimately this carried on to a degree. There was no immediate intention of involvement in library employment.

The need for some professional library experience for the record resulted in work at the Central Branch of the District of Columbia Public Library. The original intention was for 1 year's employment. The possibilities of employment at the District of Columbia Teachers College came unexpectedly and without seeking. The chief librarian proposed possible association with the college. This recommended itself because of the college's unique position as a teachers college, the constitution of the student body, the quality of its faculty and the purposes of its educational commission. The position was accepted completely on a suitable basis.

While there had been longstanding interest in libraries and their processes before and after library employment, experience from other facets of interest and employment has proven useful. The family background was in the areas of lumbering, furniture manufacture, construction, and oil production. This provided immediate association from the beginning of all learning process. Experiences in these several fields resulted in a journeyman card in the Carpenters & Cabinet Makers Union, AFL, employment in lumbering particularly in scaling and grading, rigger in oil refinery, service station experience, and in one period where there was no other work available, a dynamiter in road construction.

Familiarity with structural forms and renderings came early. The first house plans or renderings resulted in its construction. This began at the time of the freshman year in high school. The experience of working in construction of the house from the first digging of the cellar to the cap on the chimney including participation in the plumbing and wiring resulted in the offer of a 5-year scholarship in architecture which was not undertaken because of other interests. He has been sometime president of a construction company.

Opportunities in the field of music and the arts were accepted as part of the natural education process. In a specific area, furniture design and the reproductions of museum pieces particularly the Queen Anne and early Chippendale periods has been a continuing interest. Painting in the several medias as well as sculpture has been of interest. There have been a number of exhibitions over the years.

In the summer of 1969, he acted as exchange librarian with Federal City College. This exchange was instituted to afford the opportunities of study and observation of procedures, purposes, and problems. During this interval, he planned and assisted in the origination of an archival program for the preservation particularly of current published materials relevant to the historic development of Federal City College. In the late summer he attended a graduate seminar at Howard University on the technical approach to media and programed instruction, sponsored by OE–HEW.

During the summer intervals of 1970 and 1971 in the academic years he devoted his entire time to concerns of the office of the dean of administration with special attention again to matters involving construction, improvements and advanced planning.

During the library period he participated in such national organizations as the Division of Audio-Visual Instruction of the National Educaton Association, the American Library Association, the East Coast Library Association, the American Society of Public Administration, the National Microfilm Association. In his traveling both in the United States and abroad, he gave special attention to the numbers of noteworthy libraries.

He was recommended for promotion to the rank of assistant professor by the chief librarian. This promotion was awarded by the President on the recommendations of the dean of the college and the college committee on promotions. Technically he is a tenured member of the faculty, librarian (assistant professor).

The special assistant to the dean of administration is an Episcopalian minister. He is not retired. Retirement is naturally an inevitability. In the Episcopal Church, retirement is possible at a number of age levels, but obligatory at age 70 years with permissive continuations to the age of 72.

At this juncture, it would seem appropriate to insert two items: (1) the letter from the dean of the college, Dr. Matthew J. Whitehead (with his permission) recommending promotion, and (2) the memorandum sent to the committee on promotions. This is a career summary.

The administrative authority of the college, early in his time in the library, availed itself of his abilities as needs arose. He prepared sketches and drawings, planned strutural changes and additions, and saw over many of the projects

undertaken by the college during this period. He prepared sketches for possible new rise structures should the college planning for future expansion mature in these directions.

At the beginning of the academic year of 1971–72, he was assigned to the office of the dean of administration as special assistant to the dean of administration. Technically he continues as assistant professor (librarian). The duties previously assigned on a temporary basis continued; the study of space needs, analysis of existing operational practices, evaluation of equipment, and the recommendation for replaecments, improvements, and expansion of already existing facilities, the programing of inventory needs, the development of scheduled acquisition consistent with available funding, and possible projections of capital improvements needed were formalized as considerations for duty responsibility as directed by the dean of administration.

Appendix IV

Information to Congress About Tuition and Fees

The U.S. Senate and House Appropriations Committees authorized and received the Strayer report. The report of the survey of the District of Columbia public schools, including Miner Teachers College and Wilson Teachers College, was critical then in 1948–49 of a situation making it necessary to use student fees for operating expenses.

I. STRAYER REPORT

Reported to the Congress was the following statement, known as recommendations Nos. 7 and 8, Strayer report to the Congress, 1949:

"Insufficient administrative and clerical personnel in the colleges results in wasteful and expensive performance of these functions by faculty members whose energies should be devoted to educational matters. Budget allowances for such personnel should be greatly increased.

"The device whereby students in the colleges are required to assess fees against themselves to print the institutional catalogs and recruiting leaflets, to employ a receptionist and switchboard operator, to pay for institutional memberships in accrediting associations, to purchase library materials, to mimeograph bibliographies, and to provide other materials and services that should be provided through institutional budgets, should be discontinued." [1]

TESTIMONY

Appropriations Committees of Congress

In testimony before Appropriations Subcommittees of the District of Columbia of U.S. Senate and House of Representatives, the president of the college has stated that students pay a fee and that nonresident students pay tuition.

II. TUITION AND FEES

1972 House hearing

Mr. Davis. What would be typical tuition and enrollment fees per semester for a resident student and then for a nonresident student?

Dr. Cooke. For a resident student, by law there is no tuition. For a nonresident student by law there is a tuition. It is set at $33.75 per semester hour. A typical year's program of approximately 32 semester hours will therefore be around $1,082. We have 20 this year who are paying the full tuition amount of over $1,000.

On a fee basis every student, resident and nonresident, pays $35 a semester or $70 a year.

Mr. Davis. That would cover laboratory fees and things of that type?

Dr. Cooke. That is partly right. Laboratory fees are in addition: Purchase of supplies and equipment and largely student wages are covered by the fee. Students assist faculty members because we do not have enough clerks. We are asking for three clerks now. We have never had sufficient clerical support. So much of this fee amount is going to the students for their services.[2]

---

[1] Ibid., p. 891.

[2] "District of Columbia Appropriations for Fiscal Year 1972." Hearings, U.S. House of Representatives, 1971, p. 504.

III. TUITION RATES

1972 Senate hearings

Senator INOUYE. What is the tuition?

Dr. COOKE. Tuition for nonresident students runs $33.75 per semester hour, which is a little over $1,100 a year. That is for nonresident students. For resident students, there is no tuition. There is a fee of $35 per semester for a full program, or approximately $70 a year in fees for full-time students, fall and spring.

IV. TUITION

1970 Senate hearings

Senator PROXMIRE. What tuition do you charge, if any?

Mr. COOKE. Our tuition at the Teachers College for the resident is zero. Our tuition for the nonresident is approximately $1,150 a year.

Senator PROXMIRE. I certainly approve of the tuition level for local residents.[3]

4. JOINT CONFERENCE REPORT ON FISCAL YEAR 1973

A few weeks ago the joint report of members of the Senate House Appropriations Subcommittees on the District of Columbia was issued and contained several references to the District of Columbia Teachers College. As noted above, the fee had been a subject of discussion before both the House and Senate Subcommittees; no mention of the fee is made in the joint conference report.[4]

---

[3] District of Columbia Appropriations Fiscal Year 1970." U.S. Senate, 1970, p. 883.

[4] Conference Report, District of Columbia Appropriations Bill, Fiscal Year 1973," Rept. No. 92-1187, June 27, 1972, p. 12.

LIST OF WITNESSES

	Page
Airis, T. F	839
Alexander, J. P	1015
Barry, Marion, Jr	2
Bedford, W. J	2
Bickley, Miss Carol	1215
Blount, Dr. J. D	655
Boynton, G. M	839
Brown, James	357, 382
Bryant, C. I	1196
Buhl, Roy	576
Cassell, C. I	2
Cawein, P. E	2
Clark, Miss Theressa	1192
Clark, Mrs. Reuben, Jr	1158
Clinton, C. J	1246
Cole, J. H	576
Cooke, Dr. P. P	448
Coppie, C. S	2, 357, 655, 839, 1118, 1132, 1135, 1145
Corgill, W. E	980
Coxe William	2
Cropp D. S	2
Davis, Mrs. T. W	1159
DeGast, L. A	839
Dennard, Dr. C. L	521
Dickerson, Julius	576
Douglas, J. L., Jr	655
Dunmore, Dr. Lawrence	655
Eldridge, Mrs. E. T	1241
Fleming, R. J	576
Freeman, Marianne	1192
Gemmill, Mrs. Frances	1166
Gibson, John	2
Godsey, W. E	980
Goss, Dr. F. A	2
Green, Mrs. Frances	576
Green, John	382
Greenberg, Lawrence	980
Griswold, Mrs. Margaret	1096
Guines, Dr. J. T	2
Haley, Lt. Col. George	1174
Hope, M. C	1015
Hubbard, Mrs. Harriet	1223
Isdarola, Mrs. Rosalie	1170
Johnson, Dr. D. L	2
Johnson, Dr. E. S	357, 382
Jones, Roger	357
Kallis, Mrs. Selma	1166
Kaplan, Harry	1194
Kelly, W. C	382
Kelly, Miss M. A	1163
Kilby, H. C, Jr	839
Lingenfelter, E. R	1015
Lemmon, L. C	576
Lucas, Archie	1208

	Page
Martin-Trigona, Dr. Helen	1211
McCarron, Miss Catherine	1244
McKenzie, F. D	2
McKinney, W. C	1015
Mensh, S. Z	1163
Metzner, Eric	1181
Millard, Wilbur	2
Murphy, J. P	980
Nehring, Bernard	1253
Perkins, A. L	839
Perpener, J. O	521
Pierson, N. W	655
Pinckney, Dr. T. R	980
Pinkett, Miss Flaxie	357, 382, 448
Powers, P. G	1219
Procter, Miss Mary	1215
Quinn, W. J	980
Rhodes, V. C	839
Rosenfield, A. A	2
Rothschild, D. P	1192
Rumsey, William	357
Russo, Albert	655
Scott, Dr. H. J	2
Shaw, G. S	1188
Shuford, F. L	655
Sidwell, Rolin	1252
Sindler, M. H	980
Standard, Dr. R. L	655
Starobin, S. D	2, 448, 576, 655
Stewart, Laurence	655
Swaim, Mrs. Martha	2
Swindler, P. V	448
Thomas, Dr. C. W	448
Thomas, Marion	382
Ulmer, R. E	1223
Vaughn, Milford	382
Van Dyke, Merle	2
Wallace, R. D	839
Waters, Thomas	382
Ways, H. C	1096
Weaver, G. L. P	521
Webb, R. E	1184
Whipple, Mrs. Erma	1208
Whitehead, Dr. Matthew	448
Wieghart, Mrs. Sharon	1184
Williams, John	1181
Williams, Dr. Ronald	382
Winner, E. G	2
Wittenberg, Ralph	1172
Woodson, Granville	2
Yeldell, J. P	655

INDEX

A

Page

Annualization of Pay Increases **1135**
Appendix **1285**

D

Debt Service:
- District of Columbia obligations 1132
  - Contribution toward constructions costs of private medical facilities 1132
- Repayment of loans and interest 1118–1131
  - Building requirements for higher education 1131
  - Capital outlay program 1129, 1130
  - Increase in debt limitation 1129, 1131
  - John F. Kennedy Stadium, interest payment on 1126
  - Tax rates 1131

Department of Human Resources **655–837**
- Budget for fiscal year 1974, development of 780
- Bureau of Family Services 781, 805
  - Family shelters 805
  - Grants and subsidies 808
  - Positions 807
  - Services for evicted persons 808
- Capital improvments projects 781, 823
  - Air-conditioning program 782
  - Remaining buildings at District of Columbia General Hospital 834
  - Alcoholic center 781, 782, 812
  - Food service facilities at Forest Haven 836
  - Forest Haven kitchen facilities 782
  - Morgue building 781, 832
  - Relocation Center for Rehabilitation of Alcoholics 833
- Children and youth problems, attention to 778
- Community Health and Hospitals Administration 814
  - D.C. General Hospital 815
  - Food services for institutions 816
  - Laundry services 817
- Decentralization 779
- District of Columbia Village 818
  - Patient care at 818
  - Positions, new 818
  - Staff 820
- Drug abuse 780, 784
- Executive direction and support 785
- Health needs 779
  - Mental health programs 779
- Mental Health Administration 809
  - Alcoholism 784, 812
  - Positions, new 811
  - Reimbursement to St. Elizabeths Hospital 809
  - Source of funding 811
  - Staffing and costs for new services 814
- Narcotics Treatment Administration 781, 821
  - Funding of 823
  - Receiving home for juveniles 821
- Revenue sharing 781

Department of Human Resources—Continued Page
Social Rehabilitation Administration 793
Day care programs 793
Salaries 803
Teacher aides 803
Social security delivery system 778
Welfare program:
Caseload 786, 792
Cost of Living standards, increase in 786
Flat grant payment system 784
Guidelines for income supplement program 783
Hospital care to indigents 790
Investigators and social workers 786, 787
Medicaid program 786
Payments Assistant Administration 786
Recipients gainfully employed 782
Reform program 777
Reimbursement to contract hospitals 789
Welfare rolls 776, 777, 789
Efforts to control 788
Children on 789
Department of Recreation 575
Capital improvements projects 599, 609
Bald Eagle playground building replacement and site development 649
Benning Park 643
Campsite development, Scotland, Md 638
Reduction in budget request 642
Center for Mentally Retarded and Physically Handicapped 644
Chevy Chase Recreation Center 654
Douglas Community Center ground development 652
Langdon Park (East) building replacement 653
Morgan (Happy Hollow) playground development 647
Park View playground replacement 651
Rosedale Recreation Center and swimming pool replacement 644
Wheatley playground community building and site development 648
History of department 597
Need for more recreation opportunities 597
Recreation programs and activities 598
Recreation services and facilities 600
Coordination with Police Department 607
Kenilworth-Parkside Recreation Center 601, 608
Mamie D. Lee Center and pool 600
Neighborhood recreation center in new elementary school 602
Positions, new 603
Property transfers from National Park Service 603
Recreation maintenance service 602
Recreation specialist 600
Roving leader program 604
Summer support funds 605
Youth Opportunity Services, coordination with 603
Youth games 605
Statement of the Director 597

E

Education 1–575
Board of Higher Education 357–381
A. D. Little study on higher education 371, 377
Administrative leadership 364
Budget for fiscal year 1974 365
District of Columbia Teachers College, investigation of 378
Enrollment projected in higher education 376
Federal City College 366, 378
Fiscal management, improvement in 370
Growth of 377
Self-study 375
3-year program proposed 368

Education—Continued

Board of Higher Education—Continued — Page

- Higher education needs — 372
- Budgets for 1972–74 — 1
- District of Columbia Teachers College — 448
  - Board of Higher Education, relationship with — 509
  - Budget for fiscal year 1974 — 462
  - Capital improvement — 463
    - Gymnasium — 513
  - Changes in — 462
  - Community colleges, concept of — 496
  - Consolidation with Federal City College — 494, 519
  - Financing of universities and colleges — 497
  - Health services — 511
  - Institutional support — 513
  - Investigative report of the committee — 378, 463, 498
    - Accounting records — 501
    - Attitude of Board of Higher Education toward — 498
    - Comments on college — 493, 504
    - Funds deposited in commercial bank account — 500
    - General management, deficiencies in — 498
    - Grants and reimbursable services — 504, 505, 506
    - Improvements by Teachers College — 509
    - Overobligation of funds — 500, 505
    - Overtime funds — 501, 508
    - Student fees used for administrative expenses — 501, 508
  - Placement of graduates — 462
  - Policies and goals of — 460
  - Programs of — 461
- Federal City College (*See also* Board of Higher Education) — 382–447
  - Accreditation — 423
  - Budget for 1974 — 423
  - Budget increase — 435
  - Capital improvements — 426
    - Buildings on proposed extension site — 446
    - Downtown campus — 436
      - Central Library, use of — 441, 445
      - Cost of — 441, 443
      - Land acquisition — 442, 445
      - Site and construction services cost — 444
    - Student enrollment and adequacy of facilities — 446
  - Consolidation with D.C. Teachers College — 427
  - Federal grants — 425
  - Indictment of officials — 433
  - Positions loaned to Board of Education — 435
  - Redirections and program changes — 424
  - Reorganization of — 421
  - Restoration of unaudited allowance — 435
  - Utilization of funds — 425
- Public schools — 2–356
  - Absentee rate — 185
  - Academic achievement — 126
  - Additional funds for schools, need for — 127
  - Administrators, number of — 214
  - Adult and continuing education — 219
    - Community school program — 219, 303, 304
  - Appropriations, 1959–73 — 194
  - Appropriations per pupil — 196
  - Board meetings — 125
  - Budget for fiscal year 1974:
    - Changes from prior years, major — 131
    - Increase over 1973 — 165
    - Programs and positions eliminated in — 133
    - Reduction in Federal funding — 133, 148
    - Shift from Federal to District funding — 178
  - Budget process — 165

Education—Continued

Page

Public schools—Continued
- Buildings and schools in operation ... 187
- Capital improvement projects ... 182, 241
  - Air-conditioning of schools ... 298
  - Anacostia Senior High School addition ... 349
  - Bancroft Elementary School modernization ... 334
  - Benning Elementary School ... 297, 307
  - Bidding procedure ... 308
  - Burrville Elementary School replacement ... 326
  - Construction contracts, types of ... 311
  - Construction costs per pupil ... 330
  - Contingencies, funds reserved for ... 309
  - Cost-estimating process ... 310
  - Cost of new schools, square foot ... 312
  - Cost of school projects ... 298
  - Cost overruns ... 311
  - Design and construction of school buildings ... 306
  - Equipment for new and improved services ... 351
  - Fort Lincoln Secondary School ... 342
  - Gage-Eckington Elementary School replacing ... 325
  - General statement ... 296
  - Height of school buildings ... 299
  - Lafayette Elementary School modernization and addition ... 355
  - Lenox-Giddings Elementary School replacement ... 340
  - M. M. Washington Vocational School addition ... 315
  - Merritt Elementary School replacement ... 350
  - Montgomery Elementary School addition ... 349
  - Morgan Elementary School replacement and addition ... 350
  - New elementary school, Wheeler Road and Savannah Street ... 319
  - Parking facilities ... 299
  - Perry-Simmons Elementary School replacement ... 335
  - Pupil space in new schools ... 312
  - School lunch facilities ... 298
  - Site standards for schools ... 339
  - Takoma Elementary School replacement ... 322
  - Unoccupied school buildings ... 299, 300
  - West Elementary School replacement ... 327
  - Wilson High School, swimming pool ... 352
  - Young Elementary School modernization and addition ... 351
- Career development program ... 127
- Central services and management ... 239
  - Positions previously funded from impacted aid ... 240
- Classroom instruction ... 215
- Community use of schools ... 303–306
- Control of schools by Board of Education and Recreation Department ... 305, 306
- Custodial employees ... 213
- Discipline problems in schools ... 144
- Disruptive students ... 163
- Distribution of funds ... 141
- Elementary education ... 206
  - Budget increase ... 207
  - Positions for new schools ... 208
  - Positions, full funding of classroom ... 208
  - Prekindergarten enrollment ... 207
- Enrollment ... 200
- Environmental factors influencing education ... 128
- Equal educational opportunities ... 152
- Facilities ... 231
  - Gardeners ... 234
  - Maintenance and custodial positions ... 231, 233, 234
  - New facilities and completion dates ... 231
  - Utilities ... 233
- Federal City College:
  - Accreditation of ... 367, 373
  - Consolidation with D.C. Teachers College ... 363, 369, 373, 375

Education—Continued

Public schools—Continued — Page

- Financial and management improvements — 125
- Food services — 234
  - Bag lunch program — 235
  - Expansion of — 235
  - Funding sources — 239
  - Meals served daily — 236
  - Positions, part-time — 234
- Goals and objectives — 130
  - Ten priority goals — 128
- Grants, Federal and private — 169
  - Reductions in — 133, 148
- Headstart program — 149
- Impact aid funding — 158, 171
  - Release of funds — 166
- Inflation — 205
- Instructional support — 239
- Junior high school education — 209
  - Funding of vacant positions — 210
  - Pupil population — 210
  - Teaching positions, new — 209
- Large school buildings, problems with — 144
- Needs of local schools, unmet — 142
- Objectives of School Board — 126
- Pay raise for teachers — 160
- Positions authorized and vacant — 196
- Positions, number by subject matter — 211
- Preschool program — 143
  - For middle-class students — 151
- Pupil expenditures — 197, 205
  - Compared with other areas — 146, 206, 209
  - Equalization of — 193, 197
  - Grants from Federal Government — 148
  - In elementary schools — 146
- Pupil population — 207, 211
- Pupil-teacher ratio — 179
- Qualified personnel in school system — 139
- Reading achievements — 141
- Reading skills, improvement in — 167, 168
- Responsibilities for providing education to students — 145
- Restrictions on use of funds by court decisions — 152, 158
- School Board:
  - Conflicts with Superintendent of Schools — 158
  - Meetings — 164
  - Members of — 160
- School boundaries — 178
- Senior high school — 210
  - Career development programs — 216
    - Specialized career development centers — 217
  - Graphics program — 218
  - Positions, funding for new and vacant — 210
  - Reading problems — 211
  - Salary of new teachers — 210
  - Vocational schools and career centers — 218
- Services and materials, cost of — 205
- Special education program — 126, 223
  - Cost per pupil — 225
  - Expansion of — 143, 153
  - Mandatory increases — 224
  - Reprograming — 226
  - Student-teacher ratio — 224
  - Tuition grants — 154, 230
- Special revenue sharing — 161
- Standard achievement tests — 153

Education—Continued

Page

Public schools—Continued
- Statement of School Board president 122
- Statement of superintendent of schools 129
- Statement of vice president of School Board 129
- Student suspensions 145, 162
- Superintendent, role of 136
- Superintendent, selection of new 134–140
- Superintendent's salary and contract 149
- Superintendent's time spent on business matters 164
- Supplies and books 197
- Support staff for 164
- Teacher/employee ratio, by categories 212
- Teachers:
  - Improvement of 215
  - Pay raise for 160
  - Recruitment of 196
  - Salaries 205, 206
  - Securing of qualified 142
  - Specialized teaching personnel 143
  - Temporary 187
  - Temporary certification 143
  - Tenure of 185
  - Training of 168
- Truancy rate 145
- Vandalism of schoolbuildings 301

Washington Technical Institute 521–575
- Academic support 561
- Acceptability of credits by other institutions 558
- Admission requirements 557, 560
- Board of Vocational Education 564
- Capital improvements 551
  - Architectural services 571
  - Construction funds 572
  - Location of 573
  - Master plan for campus development 571
  - Permanent campus 567
  - Phase 2 construction funding 575
  - Site and demolition funds 574
- Consultant fees 466
- Counseling for students 556
- Courses offered 559
- Development plan, 10 year 551
- Dropout rate 556, 560
- Enrollment 553, 560
- Equipment 566, 567
- Financial assistance to students 555
- General Accounting Office report 553
- Graduates and placement efforts 554
- Grants and subsidies 563
- Institutional support 564
- Positions, new 552
- Student health services 562
- Student services 562
- Tuition 555

Environmental Services 1014
- Budgets for 1972–74 1014
- Administration 1058

Department of Environmental Services 1015–1095
- Contractual services 1059
- Training programs and career development 1058

Capital improvement projects 1069
- Advance of paving and drainage complaints 1087
- Conversion of incinerators of refuse transfer stations 1087
- Permanent improvements to existing buildings 1089
- Sanitary sewers in advance of paving and other miscellaneous projects 1091

Environmental Services—Continued

Department of Environmental Services—Continued
Capital improvement projects—Continued Page
Service extensions, fire and public hydrants 1093
Service sewer extenisons 1090
Trunk and secondary water mains 1093
Trunk mains—special projects 1094
Environmental Health Administration 1067
Air and water quality control 1069
Community and institutional hygiene 1068
Control programs 1056
Food, drug and chemical control and technology 1068
Health inspection of food establishments 1067
Office of Special Services 1052
Solid Waste Management Administration 1063
Facilities maintenance 1067
Litter condition of alleys 1066
Progress report on cleaning up city 1064
Solid waste collection 1054, 1063
Missed regular collections, report on 1065
Solid waste disposal 1055, 1059
Statement of Director 1052
Water resources management 1053, 1060
Sewage collection 1061
Washington Aqueduct 1096–1117
Capital improvement projects 1107
Plant major replacements and rehabilitation 1114
Water treatment plant extension 1113
Mandatory increases 1106
Statement of Chief 1105

G

General Provisions 1145–1157

Compensation for Commissioner's driver 1151
Educational funds, use of 1156
Employment level, limitation on 1156
Overtime and temporary positions 1152
Taxicab meter study 1151

H

Highways and Traffic 838–979

Budgets for 1972–74 838
Department of Highways and Traffic 839–979
Amtrak 897
Balanced transportation system 895
Budget for fiscal year 1974 866
Bus operations 897
Capital improvement projects 906
Anacostia Freeway fencing 977
Anacostia Freeway widening 976
Bicycle route network 973
Bridge replacement and/or repair 967
Bus stop improvements 967
Channelization on Federal aid streets 970
Cover on Federal aid streets 958
Fast leg of inner loop 962
Eastern Avenue NE 971
Emergency communications system 971
Fourteenth Street bridge 875
Freeway program 862
Center Leg Freeway project near Rayburn Building 870, 873
East leg of inner loop 865
Funds included in 1974 budget 865
Other freeway segments 865
Potomac River Freeway 864
South leg 864
Three Sisters Bridge 864

Highways and Traffic—Continued

Department of Highways and Traffic—Continued
Capital improvement projects—Continued Page
H Street NE., grade separation 959
Heater on Federal aid streets 959
Highway beautification 979
Highway planning, programing, and research 958
Interstate Highway 295, continuation of 866
Interstate I–66 project 874
Massachusetts Avenue 963
Metro betterments 964
Restoring of streets 964
Settlement of streets 965
Minnesota Avenue NE 966
Morris Road SE 978
Outdoor advertising control 977
Selection of highway projects 895
South Capitol Street 963
South Dakota Avenue NW 972
South leg of inner loop 960
Southern Avenue SE 970
Street improvements and extensions 953
Assessment system for sidewalks and alleys 955
Park maintenance and tree replacement program 956
Streetcar tracks, covering of 954, 963
Traffic control system 954
Traffic signal lights 953
Street lighting and communication extensions 979
Time reduced to complete highway projects 874
Construction and maintenance 900
Debt service of District of Columbia Government 899
Engineering and technician positions 867
Guard positions 902
Highway Acts of 1968 and 1970 896
Language changes 905
Replacement of passenger motor vehicles 905
Motor Vehicle Parking Agency 862
Motor vehicle pool 862, 877
Assignment of cars and drivers 878
Log of operations 879
Operating expenses 861
Parking facilities 899
Parks transferred by National Park Service 861, 900
Rapid rail transit system 895
Cost of 896, 898
Operating subsidy for 898
Revenue bonds for 897
Reprograming 903
Statement of the Director 861
Street maintenance program 872
Condition of streets 871
Traffic engineering and operations 901
Snow removal and control 903
Tunnel maintenance 902
Department of Motor Vehicles 908–1013
Administration 1006
Permit control 1007
Statement of Director 1003
Traffic safety 1007
Vehicle control 1009
Emission control program 1011, 1012, 1013
License plate fees 1011

Testimony of Citizens and Organizations of the District of Columbia 1158

○